



MIZZOU

2025-26 MEN'S BASKETBALL GAME NOTES

30 NCAA TOURNAMENT APPEARANCES • 23 CONFERENCE CHAMPIONSHIPS • 21 ALL-AMERICANS • 48 NBA DRAFT SELECTIONS

2025-26 SCHEDULE

November

Mon	3	at Howard	W, 88-67
Fri	7	SOUTHEAST MISSOURI	W, 89-84
Sun	9	VMI	W, 106-68
Wed	12	MINNESOTA	W, 83-60
Mon	17	PRAIRIE VIEW A&M	W, 91-73
Thu	20	SOUTH DAKOTA	W, 102-68
Tue	25	SOUTH CAROLINA STATE	W, 98-66
Fri	28	CLEVELAND STATE	W, 86-59

December

Tue	2	^ at Notre Dame	L, 71-76
Sun	7	# at #21/21 Kansas	L, 60-80
Thu	11	ALABAMA STATE	W, 85-77
Sun	14	BETHUNE-COOKMAN	W, 82-60
Mon	22	% vs. #20/19 Illinois	L, 48-91

January

Sat	3	* #22/22 FLORIDA	W, 76-74
Wed	7	* at RV/RV Kentucky	W, 73-68
Sat	10	* at Ole Miss	L, 69-76
Wed	14	* RV/-- AUBURN	W, 84-74
Sat	17	* at LSU	L, 70-78
Tue	20	* #21/22 GEORGIA	L, 72-74
Sat	24	* OKLAHOMA (OT)	W, 88-87
Tue	27	* at #23/23 Alabama	L, 64-90
Sat	31	* MISSISSIPPI STATE	W, 84-79

February

Sat	7	* at South Carolina	W, 78-59
Wed	11	* at --/RV Texas A&M	W, 86-85
Sat	14	* TEXAS	L, 68-85
Wed	18	* VANDERBILT (SECN)	8 p.m.
Sat	21	* at Arkansas (ESPN)	3 p.m.
Tue	24	* TENNESSEE (SECN)	8 p.m.
Sat	28	* at Mississippi State (SECN)	Noon

March

Tue	3	* at Oklahoma (ESPNU)	6 p.m.
Sat	7	* ARKANSAS (ESPN/2/U)	11 a.m.

* - Southeastern Conference Game
- StorageMart Border Showdown (Kansas City, Mo.)
% - McBride Homes Braggin' Rights (St. Louis, Mo.)
^ - ACC/SEC Challenge



MIZZOU TIGERS

17-8, 7-5 SEC

Head Coach: Dennis Gates
Career Record: 121-94
Record vs. Vanderbilt: 2-2

AP Rank: n/a
Coaches: n/a
NET: No. 66



VANDERBILT

21-4, 8-4 SEC

Head Coach: Mark Byington
Career Record: 261-154
Record vs. Mizzou: 1-1

AP Rank: No. 19
Coaches: No. 18
NET: No. 13

MISSOURI vs VANDERBILT

Columbia, Mo. • Mizzou Arena (15,061)
Wednesday, Feb. 18 • 8 p.m.

TELEVISION

Station SEC Network
Play-by-Play Dave Neal
Analyst Jon Sundvold

RADIO

Station Tiger Radio Network
Satellite XM: 106 or 190 / SXM App: 960
Play-by-Play Mike Kelly
Analyst Chris Gervino

SERIES HISTORY

Overall Missouri, 10-9
at Missouri Missouri, 8-0
Under Dennis Gates Tied, 2-2
Last Meeting Vanderbilt 97, Mizzou 93 (3/1/25)
Last 10 Games Missouri, 6-4

MEDIA INFORMATION

Basketball SID Jason Veniskey
Office (573) 882-7826
Cell (585) 615-5316
E-mail jveniskey@missouri.edu

The Missouri Strategic Communications staff is available to assist home and visiting media. Contact Jason Veniskey for credentials, releases, statistics or general basketball info and for assistance arranging interviews with players and/or coaches.

The Mizzou men's basketball team hosts nationally-ranked Vanderbilt in a key late-season matchup on Wednesday. Tipoff between the Tigers and No. 19 Commodores is set for 8 p.m. on SEC Network.

KEY MIZZOU NUMBERS

1

For the first time in school history, Mizzou features three players with 1.75 triples per game and shooting more than 37.5 percent.

4.8

The Tigers rank fourth in the SEC with a rebound margin of +4.8 – their largest since 2013-14.

8

Mark Mitchell is one of eight players in the country with 425 points, 140 rebounds and 85 assists.

16

The home team has won 16 of 18 on-campus games in the series with Mizzou winning all eight games in Columbia.

73

The Tigers are a perfect 17-0 when scoring 73-plus points but 0-8 with fewer.

195

Mark Mitchell ranks 20th in the country with 195 free-throw attempts this season.

MISSOURI'S LAST GAME STARTERS



5 BARRETT
So • G

7.9 PPG

2.7 APG

2.5 RPG

49.3 FG%



17 STONE
Gr • G

14.9 PPG

5.0 RPG

2.2 APG

52.0 FG%




11 PIERCE
Jr • G/F

9.7 PPG

4.1 RPG

47.7 FG%

38.9 3P%



25 MITCHELL
Sr • G/F

17.2 PPG

5.6 RPG

3.4 APG

53.9 FG%



15 PHILLIPS JR.
Sr • C

7.7 PPG

5.2 RPG

1.5 BPG

68.2 FG%

PHOTO ROSTER



0 Anthony Robinson II
Jr • G • 6-3 • 185
Tallahassee, Fla.



1 Aaron Rowe
Fr • G • 6-2 • 155
Columbia, Mo.



5 T.O. Barrett
So • G • 6-4 • 205
Oklahoma City, Okla.



6 Annor Boateng
So • G • 6-6 • 220
Little Rock, Ark.



7 Trent Burns
Fr • C • 7-5 • 260
Cypress, Texas



11 Trent Pierce
Jr • G/F • 6-10 • 225
Tulsa, Okla.



12 Sebastian Mack
Jr • G • 6-3 • 195
Chicago, Ill.



14 Jevon Porter
Sr • F • 6-11 • 230
Columbia, Mo.



15 Shawn Phillips Jr.
Sr • C • 7-0 • 245
Dayton, Ohio




17 Jayden Stone
Gr • G • 6-4 • 185
Perth, Australia



24 Nicholas Randall
Fr • G/F • 6-9 • 240
St. Louis, Mo.



25 Mark Mitchell
Sr • G/F • 6-9 • 230
Kansas City, Kan.



35 Jacob Crews
Gr • G/F • 6-8 • 215
Hilliard, Fla.



45 Luke Northweather
Jr • F • 6-11 • 235
Jefferson City, Mo.

2025-26 MIZZOU TIGERS ROSTER

#	Name	Pos	Yr	Ht	Wt	Hometown/Last School
0	Anthony Robinson II	G	Jr.	6-3	285	Tallahassee, Fla. / Florida State University HS
1	Aaron Rowe	G	Fr.	6-2	155	Columbia, Mo. / Father Tolton HS
5	T.O. Barrett	G	So.	6-4	205	Oklahoma City, Okla. / Link Academy
6	Annor Boateng	G	So.	6-6	220	Little Rock, Ark. / Little Rock Central HS
7	Trent Burns	C	Fr.	7-5	260	Cypress, Texas / Good Vision Academy
11	Trent Pierce	G/F	Jr.	6-10	225	Tulsa, Okla. / AZ Compass Prep
12	Sebastian Mack	G	Jr.	6-3	195	Chicago, Ill. / UCLA
14	Jevon Porter	F	Sr.	6-11	230	Columbia, Mo. / Loyola Marymount
15	Shawn Phillips Jr.	C	Sr.	7-0	245	Dayton, Ohio. / Arizona State
17	Jayden Stone	G	Gr.	6-4	185	Perth, Australia / West Virginia
24	Nicholas Randall	G/F	Fr.	6-9	240	St. Louis, Mo. / AZ Compass Prep
25	Mark Mitchell	G/F	Sr.	6-9	230	Kansas City, Kan. / Duke
35	Jacob Crews	G/F	Gr.	6-8	215	Hilliard, Fla. / UT Martin
45	Luke Northweather	F	Jr.	6-11	235	Jefferson City, Mo. / Oklahoma

MIZZOU COACHING & SUPPORT STAFF



Dennis Gates


Whitten Family Head Coach
California '01
Overall Record: 122-94 (Seventh year)
Record at Mizzou: 72-54 (Fourth year)



Kyle Smithpeters
Assoc Head Coach



Ryan Sharbaugh
Assistant Coach



Matt Cline
Assistant Coach



Steve Wright
Assistant Coach



David "Dickey" Nutt
Assistant Coach

Support Staff

David Carter, Special Asst. to Head Coach

Tim Fuller, General Manager

Griffin McHone, Director of Operations

Sean Conaty, Dir. of Athletic Performance

Chris Perrin, Senior Athletic Trainer

Tim Reusche, Creative Director

PRONUNCIATION GUIDE

Name	Pronunciation
Annor Boateng	ON-err BOW-ah-tang

BY THE NUMBERS

Mizzou	Stats	Vanderbilt
80.0	Scoring	>>> 88.4
49.2 <<<	FG Pct	48.4
34.9	3FG Pct	>>> 35.9
67.4	FT Pct	>>> 78.0
36.6 <<<	Rebounds	33.1
14.6	Assists	>>> 17.0
12.3	Turnovers	>>> 8.9
74.3	Scoring Def.	>>> 73.6
42.0	FG% Def.	>>> 41.5
36.1	3FG% Def.	>>> 29.5
3.6	Blocks	>>> 5.0
6.7	Steals	>>> 8.6

SERIES FACTS & FIGURES

All-Time Series	Missouri, 10-9
at Missouri	Missouri, 8-0
at Vanderbilt	Vanderbilt, 8-2
Neutral Site	Vanderbilt, 1-0
SEC Tournament	n/a

Current Streak	Vanderbilt, 1
Last 10 Games	Missouri, 6-4

Missouri Superlatives	
Most Points	93, 3/1/25
Fewest Points Allowed	52, Two Times
Largest Win	22, 1/26/13

Vanderbilt Superlatives	
Most Points	97, 3/1/25
Fewest Points Allowed	53, 2/21/15
Largest Win	23, 2/21/15

SERIES RESULTS

12/8/58	H	W, 78-72	2/11/17	H	W, 72-52
12/23/61	A	L, 65-77	2/27/18	A	W, 74-66
11/29/86	N	L, 54-69	2/2/19	H	W, 77-67
12/2/09	A	L, 83-89	2/26/20	A	W, 61-52
12/8/10	H	W, 85-82	2/8/22	A	L, 62-70
1/26/13	H	W, 81-59	1/7/23	H	W, 85-82
1/16/14	A	L, 75-78	2/3/24	A	L, 61-68
2/19/14	H	W, 67-64	1/11/25	H	W, 75-66
2/21/15	A	L, 53-76	3/1/25	A	L, 93-97
2/10/16	A	L, 71-86			

TIGERS vs COMMODORES

No.	Player	GP	Pts	Reb	Asst	Other
0	Anthony Robinson II	3	10.3	2.0	4.3	2.0 SPG
1	Aaron Rowe	0	--	--	--	--
5	T.O. Barrett	0	--	--	--	--
6	Annor Boateng	0	--	--	--	--
7	Trent Burns	0	--	--	--	--
11	Trent Pierce	2	6.0	3.5	1.0	44.4 FG%
12	Sebastian Mack	0	--	--	--	--
14	Jevon Porter	0	--	--	--	--
15	Shawn Phillips Jr.	2	1.0	3.0	0.5	0.5 BPG
17	Jayden Stone	0	--	--	--	--
24	Nicholas Randall	0	--	--	--	--
25	Mark Mitchell	2	19.5	7.0	1.0	19-24 FT
35	Jacob Crews	2	1.5	1.0	0.0	--
45	Luke Northweather	1	6.0	1.0	1.0	2-2 FG

PROMOTIONS

- Wednesday's game against the Commodores is throwback night at Mizzou Arena.
- Students are set to receive breakaway pants as a free giveaway.

ABOUT THE TIGERS

- Missouri is 17-8 during the 2025-26 campaign with a 7-5 mark in SEC play.
- The Tigers saw their three-game winning streak snapped on Saturday, falling to Texas.
- Senior **Mark Mitchell** leads Mizzou with 17.2 points, 5.6 rebounds and 3.4 assists per game.
- Three Tigers, overall, are scoring in double figures with five tallying at least nine points per game – **Jayden Stone** (14.9), **Jacob Crews** (10.2), **Trent Pierce** (9.7) and **Anthony Robinson II** (9.0).
- The Tigers are averaging 80.0 points per game with a scoring defense of 74.3.

ABOUT THE COMMODORES

- Vanderbilt owns a 21-4 mark and is ranked No. 19 in the AP poll and No. 18 in the coaches poll.
- The Commodores have won their last two games and are now 8-4 versus SEC foes this season.
- Tyler Tanner leads the team with 18.3 points and 5.4 assists per game.
- Duke Miles (16.6), Tyler Nickel (14.8) and Devin McGlockton (10.2) also score in double figures with McGlockton also adding a team-best 6.9 rebounds.
- The Commodores are scoring 88.4 points per game, while allowing 73.6.

SERIES HISTORY

- In a series that dates back to 1958, Mizzou owns a 10-9 advantage against the Commodores.
- The home school owns a 16-2 record in on-campus meetings between the teams with Mizzou a perfect 8-0 in Columbia.
- Last year, the schools split a pair of games with the Tigers winning, 75-66, in Mizzou Arena before Vanderbilt rallied for a 97-93 overtime win in Nashville.

MAGIC NUMBER IS 73

- The goal for the Tigers is simply to score 73 points.
- Mizzou is a perfect 17-0 when tallying at least 73 points but are 0-8 when failing to reach the mark.
- Overall, the Tigers are averaging 80.0 points during the 2025-26 season – scoring 87.0 points in their 17 wins and 65.3 in their eight defeats.
- Mizzou is also shooting 13.4 percent higher from the field and 10.1 percent higher from 3-point range in wins.

2025-26 Mizzou Stats	Wins	Losses
Points Per Game	87.0	65.3
Field Goal Percentage	53.3	39.9
3-Point Percentage	38.1	28.0

ALL-AROUND LEADER IN MITCHELL

- The team's top threat remains **Mark Mitchell** as he's the team's all-around leader in 2025-26.
- Mitchell leads Mizzou in points (17.2), rebounds (5.6) and assists (3.4) this season.
- He is aiming to become just the second player in school history to lead the Tigers in all three categories, joining Albert White in 1998-99.

MR. VERSATILE, MARK MITCHELL

- Mark Mitchell** and his all-around game has been on display throughout the season.
- Mitchell is just one of eight players in the nation to have totaled 425 points, 140 rebounds and 85 assists during the 2025-26 campaign.
- The senior is attempting to be the first Tiger to tally 17 points, five rebounds and three assists since Big Eight Player of the Year Anthony Peeler in 1991-92.

THREE-POINT THREATS

- Following **Mark Mitchell's** lead for MU is a trio of dangerous shooters.
- Jayden Stone** (14.9), **Jacob Crews** (10.2) and **Trent Pierce** (9.7) rank second, third and fourth on the team in scoring this season.
- All are 3-point threats as Crews leads the way at 46.8 percent, Stone is second at 39.6 percent and Pierce is third at 38.9 percent.
- It marks the first time in school history that the Tigers feature three players making at least 1.75 triples per game and shooting higher than 37.5 percent from beyond the arc.

DEFENSIVE STRENGTH IN SEC PLAY

- The Tigers have quietly put together a strong defensive effort in conference play.
- In SEC games only, Mizzou ranks fifth with a scoring defense of 77.4 points and second with a field goal percentage defense of 42.4.

CLEANING THE GLASS

- The Tigers are enjoying an edge in rebounding this season.
- Mizzou has outrebounded teams by an average of 4.8 boards per game – ranking fourth in the SEC – and by 1.8 in SEC games.
- MU's +4.8 margin in its largest since 2013-14.

IMPORTANCE OF THE BOARDS

- While the Tigers are enjoying more success on the glass, it has also been a large factor in its results this season.
- When Mizzou is just within four boards of its opponent during SEC play, it is 7-1 this season.
- However, when being outrebounded by at least five, MU is 0-4.

QUICK FACTS

BASIC INFORMATION

Location	Columbia, Mo.
Founded	1839
Enrollment	32,105
Nickname	Tigers
Colors	Black & Gold
Mascot	Truman the Tiger
Conference	Southeastern Conference
Chancellor	Mun Choi
Director of Athletics	Laird Veatch
Faculty Athletic Rep	Pamela Bruzina
Official Website	MUTigers.com

HOME ARENA

Arena	Mizzou Arena
Court	Norm Stewart Court
Capacity	15,061
Opened	2004

TEAM INFORMATION

2024-25 Final Record	22-12 (.647)
SEC Record/Finish	10-8 / t-6th
SEC Tournament	1-1
Postseason	NCAA First Round
Lettermen Returning/Lost	7/9
Starters Returning/Lost	3/2
Newcomers	5
Social Media	@MizzouHoops

MIZZOU HISTORY

First Season	1906-07
All-Time Record *	1,730 - 1,265 (.578)
All-Time SEC Record *	82 - 154 (.347)
Conference Regular-Season Titles	15
	1918, 1920, 1921, 1922, 1930, 1939, 1940, 1976, 1980, 1981, 1982, 1983, 1987, 1990, 1994
Conference Tournament Titles	Eight
	1978, 1982, 1987, 1989, 1991, 1993, 2009, 2012
NCAA Tournaments *	30
	1944, 1976, 1978, 1980, 1981, 1982, 1983, 1986, 1987, 1988, 1989,1990, 1992, 1993, 1994*, 1995, 1999, 2000, 2001, 2002, 2003, 2009, 2010, 2011, 2012, 2013, 2018, 2021, 2023, 2025

* - record reflects 23 vacated wins from the 2013-14 season (nine SEC victories) and three vacated tournament wins from 1993-94 season

HOME SWEET HOME

- Mizzou owns one of the top home-court advantages in the country over the last two years.
 - Since the beginning of the 2024-25 season, the Tigers are 31-4 at Mizzou Arena.
 - Mizzou's 31 home wins during the last two years are the second-most in the nation, behind only George Mason with 33.
- | Most Home Wins Last 2 Years | 24-25 | 25-26 | Total |
|-----------------------------|-------|-------|-------|
| 1. George Mason | 18-2 | 15-1 | 33-3 |
| 2. Missouri | 18-2 | 13-2 | 31-4 |
| High Point | 16-1 | 15-1 | 31-2 |
| Saint Mary's | 16-1 | 15-0 | 31-1 |
- The Tigers own a 13-2 record at Mizzou Arena in 2025-26, including a 4-2 mark in SEC play.

MULTIPLE THREATS

- Mizzou has constantly proven it has a number of players that can lead the team to victory.
- With Trent Pierce's 23-point game last Wednesday, MU has now had six different players score at least 20 points in a game this season.
- Additionally, of the 13 players to feature for Mizzou this year, 11 have scored in double figures at least once.

SURGING T.O. BARRETT

- Sophomore T.O. Barrett is currently playing the best basketball of his collegiate career.
- Barrett has scored at least 10 points in seven of the last nine games – tallying 13.2 points, 4.4 rebounds and 3.2 assists during that span.
- The sophomore had scored in double figures just once in his first 35 career contests.
- In 25 games overall as a sophomore, Barrett is averaging 7.9 points, 2.7 assists and 2.5 rebounds per game.

THE CREWS MISSILE

- Graduate student Jacob Crews has been one of the top shooters nationally this season.
- Crews leads the Tigers with 52 made 3-pointers and a clip of 46.8 percent from beyond the arc.
- Of players that have made at least two triples per game, Crews ranks ninth in the nation with his 3-point clip of 46.8 percent.
- Overall, Crews is third on the team with 10.2 points this year.

TOP RANKS FOR MITCHELL

- With his strong play this season, Mark Mitchell ranks among the nation's best in multiple stats.
- The senior currently ranks 10th in the SEC and 141st nationally with his 17.2 points per game.
- Efficiency is the key as he ranks third in the SEC and 78th nationally with a field-goal clip of 53.8.
- Mitchell is also one of the nation's best at getting to the free-throw line – ranking 20th in attempts (195) and 56th in makes (127).

EFFICIENCY FROM PHILLIPS

- Shawn Phillips Jr. is enjoying one of the most accurate seasons by a Tiger in school history.
 - Phillips has made 68.2 percent of his field goals this season – currently the second-best mark in the Mizzou record book.
- | Field Goal Pct. Record | FGM-FGA | FG% |
|---------------------------------|---------|------|
| 1. Ricardo Ratliffe (2011-12) | 210-303 | 69.3 |
| 2. Shawn Phillips Jr. (2025-26) | 75-110 | 68.2 |
| 3. Greg Church (1988-89) | 126-193 | 65.3 |
- Overall, Phillips is averaging 7.7 points and 5.2 rebounds per game as a senior.
 - Phillips is also first on the team, sixth in the SEC and 84th nationally with 1.48 blocks per game.

MORE EFFICIENT SHOOTERS

- Jacob Crews joins Shawn Phillips Jr. as highly efficient shooters.
 - Phillips ranks second in MU history in effective field goal percentage, while Crews is third.
- | Effective FG Pct. Record | 2FG | 3FG | EFG% |
|---------------------------------|---------|--------|------|
| 1. Ricardo Ratliffe (2011-12) | 210-303 | 0-0 | 69.3 |
| 2. Shawn Phillips Jr. (2025-26) | 75-110 | 0-0 | 68.2 |
| 3. Jacob Crews (2025-26) | 30-51 | 52-111 | 66.7 |

TOP SHOOTING TEAM

- Overall, Mizzou ranks as one of the best shooting teams in the country.
- Mizzou is making 49.2 percent of its field goals this season with a 3-point clip of 34.9 percent.
- MU ranks 25th nationally with its 49.2 percent overall clip, 42nd in effective field goal percentage (55.5) and 35th in 2-point percentage (57.4).

CONSISTENT SHOOTING

- The key to the Tigers ranking among the nation's best shooters is their consistency.
- Mizzou has eclipsed 50 percent in nearly half of its games this season (12-of-25).
- The Tigers are one of 42 schools in the country with 12 games of at least 50 percent shooting.

50 PERCENT EQUALS WINS

- As Mizzou continues to make 50 percent of its field goals, it continues to pile up the wins.
- The 50 percent mark is almost a guaranteed win for the Tigers as MU is now 42-1 under Coach Gates when hitting the mark, including 24-0 since the start of the 2024-25 season.

SPECIALTY STATS					
Opp.	Off TO	Paint	2nd Ch	Fast Br	Bench
Howard	15	46	20	25	39
SEMO	17	46	8	16	24
VMI	30	60	30	27	37
Minnesota	11	32	9	9	41
PV A&M	15	44	15	17	42
S Dakota	24	56	13	12	34
S Carolina St	14	54	36	9	44
Cleveland St	21	40	20	6	47
Notre Dame	23	34	8	22	31
Kansas	9	28	11	15	21
Alabama St.	15	46	13	9	22
Bethune-Cook.	23	50	21	13	18
Illinois	12	18	5	3	21
Florida	9	32	9	11	17
Kentucky	17	40	4	7	12
Ole Miss	9	34	8	6	10
Auburn	13	32	7	22	31
LSU	7	26	13	5	20
Georgia	10	36	10	11	17
Oklahoma	19	40	19	11	11
Alabama	4	44	19	1	18
Miss State	21	26	8	11	19
S Carolina	11	30	16	14	9
Texas A&M	16	56	14	13	14
Texas	7	28	14	5	22
TOTAL	372	978	350	300	621
Avg	14.9	39.1	14.0	12.0	24.8

LARGEST LEADS & DEFICITS	
Victory	38, vs. VMI, 11/9
Defeat	43, vs. Illinois, 12/22
Lead	38, vs. VMI, 11/9
Lead Blown.....	12, 2x (last at Notre Dame, 12/2)
Lead in Loss	12, at Notre Dame, 12/2)
Halftime Lead.....	25, vs. South Carolina State, 11/25
Halftime Lead Blown	7, at Notre Dame, 12/2
Halftime Lead in Loss	7, at Notre Dame, 12/2
Deficit	43, vs. Illinois, 12/22
Deficit Overcome	10, vs. Georgia, 1/21
Deficit in Win.....	9, 2x (last vs. Minnesota, 11/12)
Halftime Deficit	16, vs. Illinois, 12/22
Halftime Deficit Overcome..	5, 2x (last at Texas A&M, 2/11)
Halftime Deficit in Win	5, 2x (last at Texas A&M, 2/11)

ACTIVE CAREER LEADERS	
Games Played	Mark Mitchell 126
Games Started	Mark Mitchell 125
Minutes	Mark Mitchell 3,631
Points.....	Mark Mitchell 1,588
3-Pointers	Jacob Crews 212
Rebounds.....	Mark Mitchell 650
Assists	Mark Mitchell 228
Blocks	Shawn Phillips Jr..... 101
Steals	Anthony Robinson II 148
Field Goal Pct.....	Shawn Phillips Jr. 59.4
3-Point Pct.	Jacob Crews 38.1
FT Pct.	Jacob Crews 80.8

CONTROLLING THE PAINT

- The Tigers have made it a habit to win the battle in the paint this season.
- Mizzou has outscored SEC teams inside, 424 to 322 – a margin of nearly nine points per game (35.3 to 26.8).
- In last Wednesday's win versus at Texas A&M, MU outscored the Aggies, 56-28, in the paint.
- The 56 points are the most Mizzou has scored in the paint in an SEC game (previous high was 52 against LSU in 2013) and the 28-point margin ties its largest in SEC play (also versus Oklahoma this season and LSU in 2013).

PAINT NUMBERS

- Overall, Mizzou owns one of the strongest teams in the paint this season among SEC schools.
- The Tigers margin of 8.5 points in conference play rank third overall.
- The real strength of the team's interior presence is on the defensive end where Mizzou ranks first by allowing only 26.8 paint points per game – nearly three points better than second place.

Paint Margin	Paint Defense
1. Florida +14.5	1. Missouri 26.8
3. Arkansas +9.7	2. Ole Miss 29.0
2. Missouri +8.5	3. Tennessee 29.2
4. Auburn +5.3	4. Texas 30.3

2-POINT DEFENSE

- One key to the Tigers success on defense is their ability to prevent easy shots inside.
- Mizzou ranks 36th nationally and second in the SEC by allowing teams to make only 46.9 percent of their field goals inside.
- In SEC games only, Mizzou is one of only two schools that are holding teams less than 50 percent from 2-point range – Tigers are second at 47.8 percent, while Florida is first at 44.5.

DIFFERENCE MAKERS

- It's been a welcomed return in SEC play for **Trent Pierce** and **Jayden Stone**.
- In its 12 SEC games, the duo has averaged a combined 25.4 points, 9.4 rebounds, 3.0 assists and 1.8 steals in their returns from injury.
- A starter last season, Pierce missed the first 13 games with a lower-body injury, while Stone missed the last seven games of non-conference action with a hand injury.

STONE COLD

- After a successful start to his Mizzou career, the Tigers certainly missed **Jayden Stone** during his time out with a hand injury.
- Before his injury, Stone was the first Tiger to score 10-plus points in his first six career games at Mizzou since Jordan Clarkson in 2013.

•	In 12 games since returning from injury, Stone is averaging 15.7 points, 5.3 boards and 1.9 assists.
•	Overall, Stone is second on MU with 14.9 points, third with 5.0 rebounds and fourth with 2.2 assists per game.

PIERCING IMPACT	
•	Junior Trent Pierce has also made an impact since returning from injury.
•	Last Wednesday, Pierce tallied a season-best 23 points (just one shy of his collegiate high) to go with a career-best nine rebounds in a win at Texas A&M.
•	In 12 games since returning from injury, Pierce is now tallying 9.7 points and 4.1 rebounds per game – shooting 47.7 percent overall and 38.9 percent from 3-point range.

ROBINSON ANCHORS DEFENSE	
•	Anthony Robinson II entered the season as the frontrunner for the league's Defensive Player of the Year accolade and has not disappointed.
•	Robinson currently ranks sixth in the SEC and 116th nationally with 1.72 steals per game.

THE LONE RETURNER	
•	The reason why junior Anthony Robinson II is a top candidate for SEC Defensive Player of the Year is his history from past seasons.
•	Robinson was named to the SEC's five-man All-Defensive Team as a sophomore. In fact, he is the only player returning from last year's team (other four were graduating seniors).

GETTING TO THE LINE	
•	One area where the Tigers would like to take advantage of is the free-throw line.
•	Last season, Mizzou ranked second nationally with 19.7 makes per game from the free-throw line and third with 27.0 attempts.
•	This year, however, the Tigers are eighth in the SEC in attempts per game (24.4) and 13th in makes from the charity stripe (16.4), while placing 16th with a clip of 67.4 percent.

AND-ONE	
•	Not only does Mark Mitchell lead the team in free throw makes and attempts this season but he also is elite at finishing through contact.
•	Mitchell has a team-best 28 and-ones in 2025-26 – averaging 1.1 per game.

Statistic Rankings			
Team	Stat	SEC	NCAA
Scoring Offense			
Field Goal Pct.	80.0	13th	96th
Effective Field Goal Pct.	49.2	3rd	25th
3-Point FG Per Game	55.5	4th	42nd
3-Point Pct.	7.3	14th	242nd
FTM Per Game	34.9	7th	136th
FTA Per Game	16.4	13th	93rd
Free Throw Pct.	24.4	8th	43rd
Offensive Rebounds	67.4	16th	333rd
Assists	12.0	8th	98th
Turnovers Per Game	14.6	8th	135th
Assist-Turnover Ratio	12.3	15th	245th
Fastbreak Points	1.19	14th	201st
Bench Points	12.0	9th	112th
24.8	9th	112th	
Scoring Defense			
Field Goal Pct. Def.	74.3	6th	198th
3-Point Pct. Def.	42.0	5th	72nd
Defensive Rebounds	36.1	16th	319th
Blocks	24.6	13th	181st
Steals	3.6	12th	136th
Turnovers Forced	6.7	9th	182nd
11.2	8th	236th	
Individual			
Points Per Game			
Mark Mitchell	17.2	10th	141st
Field Goal Percentage			
Mark Mitchell	53.9	3rd	77th
Free Throws Made			
Mark Mitchell	127	4th	56th
Free Throw Attempts			
Mark Mitchell	195	3rd	20th
Steals Per Game			
Anthony Robinson II	1.72	6th	116th
Blocks Per Game			
Shawn Phillips Jr.	1.48	6th	84th

as of Feb. 16

SEC STANDINGS									
School	SEC			Overall			Home	Away	Neutral
	W	L	Pct.	W	L	Pct.			
Florida	10	2	.833	19	6	.760	11-1	5-2	3-3
Arkansas	9	3	.750	19	6	.760	14-1	4-3	1-2
Alabama	8	4	.667	18	7	.720	9-3	5-2	4-2
Kentucky	8	4	.667	17	8	.680	13-2	3-4	1-2
Tennessee	8	4	.667	18	7	.720	13-1	3-4	2-2
Vanderbilt	8	4	.667	21	4	.840	12-2	6-2	3-0
Missouri	7	5	.583	17	8	.680	13-2	4-5	0-1
Texas	7	5	.583	16	9	.640	11-3	3-4	2-2
Texas A&M	7	5	.583	17	8	.680	12-3	4-3	1-1
Auburn	5	7	.417	14	11	.560	9-3	2-5	3-3
Georgia	5	7	.417	17	8	.680	11-4	4-3	2-1
Mississippi State	4	8	.308	12	13	.480	7-6	4-3	1-4
Ole Miss	3	9	.250	11	14	.440	7-5	2-6	2-3
Oklahoma	3	9	.250	13	12	.520	9-4	2-6	2-2
LSU	2	10	.167	14	11	.560	9-5	2-5	3-1
South Carolina	2	10	.167	11	14	.440	10-6	1-6	0-2

THE MISSING PIECE

- The one player that the Tigers would like to take advantage of drawing contact is **Anthony Robinson II**.
- Last season, Robinson was second on the team with 140 free-throw attempts (4.2 per game).
- This year, however, Robinson has had his attempts minimized despite playing more minutes.
- Robinson's fouls drawn per 40 minutes has gone from 5.2 to 4.0, while his free-throw rate went from 79.5 to 48.4.

FLYING HIGH

- There is one thing you can't teach on the court and that is height, which Mizzou owns a lot of.
- The Tigers average height in 2025-26 is 79.79 inches (nearly 6-foot-8).
- Mizzou's height is nearly an inch taller than the second-previous tallest team in school history (79.00 in 2017-18) and more than a half inch taller than any other team in the SEC.

Tallest Mizzou Teams

1. 2025-26	79.79	3. 1995-96	78.87
2. 2017-18	79.00	4. 1988-89	78.86

Tallest SEC Teams

1. Missouri	79.79	3. Kentucky	79.06
2. Florida	79.27	4. Mississippi State	78.87

- **Trent Burns** (7-5) is also tied for the tallest player in MU history and second tallest player nationally.

RETURNING EXPERIENCE

- The Tigers take on the 2025-26 campaign with a number of familiar faces.
- Mizzou is the only team in the SEC with three returning starters from last season with **Mark Mitchell**, **Trent Pierce** and **Anthony Robinson II** all back for MU.
- Overall, it marks the first time that MU returns three starters since the 2020-21 campaign.

STRONG FROM THE START

- The Tigers pulled off a number of firsts to open league play.
- Mizzou won its first two conference games for the first time in its 14 years in the SEC.
- Perhaps most impressive about its 2-0 start, MU defeated the top two teams in the SEC preseason poll – topping Florida and winning for the first time ever in 10 tries at Kentucky.

BIG VICTORY

- The Tigers made an early statement on Nov. 12, posting an 83-60 victory over Minnesota.
- The 23-point win marks the largest for MU in 147 games versus the Big Ten Conference – surpassing its previous high of 22 (Illinois in 2022).

MITCHELL EARNS PRESEASON NODS

- Senior **Mark Mitchell** is one of the top returners in the SEC and in the nation this season.
- Mitchell is one of 50 players named to the Oscar Robertson Trophy Preseason Watch List – which is presented to the men's national player of the year by the USBWA.
- The senior was also named to the Preseason All-SEC Second Team.
- Mitchell leads MU with 17.2 points, 5.7 rebounds and 3.5 assists.

TOP RETURNING SCORER

- Senior **Mark Mitchell** led the Tigers in scoring as a junior and is back for more in 2025-26.
- Mitchell tallied 13.9 points per game – shooting 50.5 percent from the field and leading the team in free-throws made (142) and attempts (212).
- In fact, Mitchell's 13.9 points are the most by a returning Tiger since Marcus Denmon in 2011-12 (he averaged 16.9 in 2010-11).

MIZZOU RECORD WHEN...			
	2025-26	Gates Era	Streak
Overall	17-8	72-54	L1
Home	13-2	53-18	L1
Road	4-5	14-27	W2
Neutral	0-1	5-9	L3
SEC Games	7-5	28-38	L1
Home	4-2	18-15	L1
Road	3-3	10-23	W2
Non-Conference	10-3	44-16	L1
Home	9-0	35-3	W21
Road	1-2	4-4	L2
Neutral	0-1	5-9	L3
vs. Ranked Teams	1-4	12-19	L2
vs. Unranked Teams	16-4	60-35	L1
November	8-0	28-3	W14
December	2-3	13-8	L1
January	5-4	14-18	W1
February	2-1	12-14	L1
March	--	5-11	L2
Monday	2-1	7-2	L1
Tuesday	1-3	12-10	L3
Wednesday	4-0	13-9	W4
Thursday	2-0	7-1	W2
Friday	2-0	6-3	W2
Saturday	4-3	19-26	L1
Sunday	2-1	8-4	W3
Leading at Halftime	13-1	56-12	W6
Trailing at Halftime	3-7	13-40	L1
Tied at Halftime	1-0	3-1	W1
Leading w/ 5:00 Left	15-1	63-6	W7
Trailing/Tied w/ 5:00 Left	2-7	9-48	L2
Overtime	1-0	3-2	W1
Decided by 1-5 points	6-2	17-12	W3
Decided by 6-10 points	2-2	15-19	L1
Decided by 11+ points	9-4	40-23	L1
Scoring 100+ Points	2-0	9-0	W53
Scoring 90-99	2-0	9-1	W2
Scoring 80-89	10-0	38-8	W10
Scoring 70-79	3-3	13-14	W1
Scoring 60-69	0-4	3-22	L14
Scoring 59 or less	0-1	0-9	L20
Opponent scores 100+	--	0-1	L8
Opp. Scores 90-99	0-2	3-13	L7
Opp. Scores 80-89	3-2	10-14	L1
Opp. Scores 70-79	5-4	23-19	W1
Opp. Scores 60-69	7-0	26-8	W7
Opp. Scores 59 or less	2-0	10-0	W10
Missouri FG% ≥ 50.0	12-0	42-1	W24
Opp. FG% ≥ 50.0	1-1	9-16	W1
Missouri FG% < 40.0	0-3	0-23	L33
Opp. FG% < 40.0	7-1	26-4	W1
MU Outshoots Opp.	15-3	61-11	W2
Opp. Outshoots MU	1-5	10-43	L2
Attempts More FTs	14-4	49-12	L1
Attempts Fewer FTs	2-3	23-40	L2
FTs Even	1-0	2-2	W1
Outrebounds Opp.	11-2	33-7	W2
Outrebounded	5-6	35-46	L1
Rebounds Equal	1-0	4-1	W1
Commits Fewer Turnovers	7-2	55-26	W2
Commits More Turnovers	7-6	10-21	L1
Turnovers Even	3-0	7-7	W3
Commits Fewer Fouls	12-4	46-13	L1
Commits More Fouls	5-4	25-33	L2
Fouls Even	--	1-8	L2

BREAKOUT CANDIDATE

- **Anthony Robinson II** has been identified as one to watch this season.
- Robinson was named one of 10 breakout players for the 2025-26 campaign by Andy Katz and one of 20 by Jon Rothstein.
- Robinson tallied 9.0 points per game during his sophomore season, leading Mizzou with 3.5 assists and 2.0 steals per game.

MILESTONE WATCH

- **Jacob Crews** (Nov. 25) and **Jayden Stone** (Jan. 20) both joined the 1,000-point club this season.
- The duo joined **Mark Mitchell** and **Jevon Porter** in the club as the Tigers now boast four players with 1,000-plus points in their careers.

Mizzou Active Scoring Leaders			
1. Mark Mitchell	1,588	3. Jacob Crews	1,175
2. Jevon Porter	1,177	4. Jayden Stone	1,091

CREWS IMPROVEMENT

- **Jacob Crews'** strong shooting early this season shouldn't be much of a surprise as he finished his first season in the Black & Gold strong as well.
- In his last 14 games of 2024-25, Crews shot 38.9 percent from 3-point range after sinking 29.2 percent in his first 19 games at Mizzou.
- Crews has gone even further this season as he is now averaging 10.2 points with a 3-point mark of 46.8 percent.
- Crews has connected on a team-best 52 triples through 25 games this season – last season, he had 28 through the season's first 25 contests.

OH CAPTAIN! MY CAPTAIN!

- Three Tigers are serving as team captains during the 2025-26 campaign.
- **Mark Mitchell**, **Trent Pierce** and **Anthony Robinson II** are all set to serve in leadership roles this season.

LEARNING FROM THE POINT GOD

- **Anthony Robinson II** spent some of his summer learning from Chris Paul as he was one of 12 players nationally to earn an invite to his camp.
- Robinson participated in the Chris Paul Elite Guard Camp from July 29 to August 1 this summer.

TAKING THE SHOW ON THE ROAD

- The Tigers went on the road to open the 2025-26 season, putting on a show at Howard.
- Mizzou's win marks the first time it won a road season opener since 2003, while the 21-point win is its largest since in a road opener since a 52-29 win at Saint Louis in 1941.
- The Tigers were the only power conference school to open with a win in a true road game.

- Overall, Mizzou is 4-5 in road games this season, including a 3-3 mark in SEC play.

TIGERS SIGNS TOP CLASS

- The Tigers made a splash in November by signing one of the nation's top-ranked recruiting class.
- MU signed **Jason Crowe Jr.** (No. 5 in ESPN100), **Toni Bryant** (No. 14) and **Aidan Chronister** (No. 83).
- Crowe and Bryant were both named McDonald's All-Americans – the first time Mizzou had two honorees in the same season (one of three schools in 2026).
- Overall, Mizzou originally had the No. 1 class on signing day and now ranks No. 2 nationally, behind Duke and its top-ranked class.

MU SLATED SEVENTH IN SEC POLL

- Missouri was picked to finish seventh in the SEC this season, as voted on by the league's media.
- It marks the Tigers' highest preseason selection since being voted fifth in 2017-18.
- Defending national champion Florida was first in the preseason rankings, followed by Kentucky, Tennessee, Alabama and Arkansas in the top five.

SHOW ME STATE

- The Tigers have a Missouri look to the team in 2025-26.
- After not featuring a player from the state in the previous three seasons, four Tigers are playing in their home state this season.
- **Jevon Porter** and **Aaron Rowe** are both from Columbia with **Luke Northweather** also from mid-Missouri in nearby Jefferson City. **Nicholas Randall** is the final native Missourian, from St. Louis.
- It marks the most players from the Show Me State to feature for Mizzou since six were on the 2017-18 roster.

EIGHT CORE VALUES

- One goal of Coach Gates in building a program is to instill eight core values in the student-athletes that they carry into the classroom, on the court and into the community.
- The eight core values are: friendship, love, accountability, trust, discipline, unselfishness, enthusiasm and toughness.

TOP OF THE CLASS

- The Tigers have excelled in the classroom under Dennis Gates.
- Mizzou has set both its fall (3.46 in 2022) and spring (3.22 in 2024) semester GPA records under Gates' leadership.
- In addition, Mizzou claimed the SEC Scholar-Athlete of the Year twice in three years – **Kobe Brown** in 2022-23 and **Sean East II** in 2023-24.

TIGER RADIO NETWORK

City	Call Letters	Station
Ava	KKOZ	92.1 FM
Ava	KKOZ	1430 AM
Bethany	KAAN	95.5 FM
Cameron	KMRN	99.3 FM
Cameron	KMRN	1360 AM
Cape Girardeau	KZIM	960 AM
Caruthersville	KCRV	105.1 FM
Columbia	KCMQ	96.7 FM
Columbia	KCMQ	103.1 FM
Columbia	KTGR	105.1 FM
Columbia	KTGR	1580 AM
Farmington	KREI	800 AM
Festus	KJFF	1400 AM
Fulton	KTGR	100.5 FM
Hannibal	KHMO	1070 AM
Houston	KBTC	105.7 FM
Houston	KBTC	1250 AM
Joplin	WMBH	101.3 FM
Joplin	WMBH	1560 AM
Kansas City	KMBZ	980 AM
Kennett	KMIS	1050 AM
Kennett	KMIS	103.9 FM
Kirksville	KTUF	93.7 FM
Macon	KIRK	99.9 FM
Marceline	KDWD	99.1 FM
Marshall	KMMO	102.9 FM
Marshall	KMMO	1300 AM
Mexico	KXEO	1340 AM
Monett	KRMO	990 AM
Monroe City	KWBZ	107.5 FM
Nevada	KNEM	1240 AM
Nevada	KNMO	97.5 FM
Poplar Bluff	KLID	1340 AM
Rolla	KDAA	103.1 FM
Salem	KSMO	95.7 FM
Salem	KSMO	1340 AM
Sedalia	KSIS	1050 AM
Sedalia	KSIS	94.7 FM
Springfield	KBFL	96.9 FM
Springfield	KBFL	1060 AM
St. Joseph	KFEQ	95.3 FM
St. Joseph	KFEQ	680 AM
St. Louis	KTRS	550 AM
St. Louis	KTRS	106.1 FM
Sullivan	KTUI	102.1 FM
Trenton	KTTN	92.3 FM
Troy	KYRO	105.3 FM
Troy	KYRO	1280 AM
Versailles	KTKS	95.1 FM
Warrensburg	KSIS	96.9 FM
West Plains	KSPQ	93.9 FM

TIGERS IN THE NBA

- Five former Tigers tipped are continuing their playing career in the NBA this season with another five on staffs.
- **Tamar Bates** (Nuggets), **Kobe Brown** (Pacers), **Jordan Clarkson** (Knicks), **Michael Porter Jr.** (Nets) and **Dru Smith** (Heat) are all on rosters this season.
- Additionally, **Sean East II** was named to the NBA Rising Stars game and is currently a member of the Salt Lake City Stars in the NBA G-League.
- In the front office, former MU players include **Josh Kroenke** (Nuggets President), **Quin Snyder** (Hawks coach), **DeMarre Carroll** (Suns assistant), **Larry Drew** (Clippers assistant) and **Jarrett Sutton** (Pelicans scout).

NBA FAMILY TIES

- A pair of current Tigers have family ties that reach to the NBA.
- **Jevon Porter** is the brother of current Brooklyn Net and former Tiger Michael Porter Jr.
- In 2023, Michael Porter Jr. became the fourth Tiger all-time to win an NBA title and first since Clay Johnson in 1982.
- **Sebastian Mack's** father, Sam, played in the NBA from 1992 to 2022 with San Antonio, Houston, Vancouver, Golden State and Miami.

VOICE OF THE TIGERS

- The Voice of the Tigers, **Mike Kelly** is in his 35th season calling games for the Missouri men's basketball team.
- Kelly has called 1,086 games, celebrating his milestone 1,000th game versus LSU in 2023.
- Kelly has also served as the school's football play-by-play announcer since 1994.

AP POLL

1.	Michigan (60)	24-1	1524
2.	Houston (1)	23-2	1402
3.	Duke	23-2	1397
4.	Arizona	23-2	1358
5.	UConn	24-2	1318
6.	Iowa State	22-3	1212
7.	Purdue	21-4	1042
8.	Kansas	19-6	1011
9.	Nebraska	22-3	982
10.	Illinois	21-5	938
11.	Gonzaga	25-2	903
12.	Florida	19-6	895
13.	Texas Tech	19-6	822
14.	Virginia	22-3	730
15.	Michigan State	20-5	681
16.	North Carolina	20-5	594
17.	St. John's	20-5	590
18.	Saint Louis	24-1	468
19.	Vanderbilt	21-4	449
20.	Arkansas	19-6	387
21.	Louisville	19-6	263
22.	Miami (Ohio)	25-0	238
23.	BYU	19-6	214
24.	Wisconsin	18-7	109
25.	Alabama	18-7	104

RV: Clemson (55), Utah St. (45), Tennessee (36), Villanova (29), Kentucky (15), Miami (Fla.) (10), Saint Mary's (3), VCU (1).

USA TODAY COACHES POLL

1.	Michigan (31)	24-1	775
2.	Houston	23-2	719
3.	Duke	23-2	695
4.	Arizona	23-2	670
5.	UConn	24-2	663
6.	Iowa State	22-3	624
7.	Purdue	21-4	542
8.	Gonzaga	25-2	500
9.	Nebraska	22-3	497
10.	Illinois	21-5	491
11.	Florida	19-6	471
12.	Kansas	19-6	445
13.	Texas Tech	19-6	423
14.	Virginia	22-3	388
15.	Michigan State	20-5	349
16.	St. John's	20-5	315
17.	Arkansas	19-6	247
18.	Vanderbilt	21-4	244
19.	Saint Louis	24-1	233
20.	North Carolina	20-5	200
21.	Louisville	19-6	159
22.	BYU	19-6	114
23.	Miami (Ohio)	25-0	90
24.	Clemson	20-6	68
25.	Wisconsin	18-7	36

RV: Alabama (32), Villanova (30), Utah St. (20), Tennessee (19), Iowa (7), Kentucky (6), Saint Mary's (2), Miami (Fla.) (1).

MIZZOU WEEK-BY-WEEK

	PRE	N10	N17	N24	D01	D08	D15	D22	D29	J05	J12	J19	J26	F02	F09	F16	F23	M02	M09	M16
AP Poll	RV	RV	RV	RV	RV	--	--	--	--	--	--	--	--	--	--	--	--			
Coaches	RV	RV	RV	RV	RV	--	--	--	--	RV	--	--	--	--	--	--	--			

MIZZOU vs AP TOP 25

142-268 OVERALL	74-79 HOME	30-121 AWAY	38-68 NEUTRAL	L2 STREAK
--------------------	---------------	----------------	------------------	--------------

RECORD VERSUS AND LAST TIME THAT...

Ranks	Overall	Home	Away	Neutral	Streak	Last Win
No. 1	5-20	4-5	1-8	0-7	W1	76-67, vs. #1 Kansas (12/8/24)
Top Five	26-94	16-30	5-38	5-26	L1	110-98, vs. #4 Alabama (2/19/25)
Top 10	53-151	32-46	11-62	10-43	L1	110-98, vs. #4 Alabama (2/19/25)
Top 15	85-184	47-56	20-76	18-52	L1	110-98, vs. #4 Alabama (2/19/25)
Top 20	121-233	65-71	27-99	29-63	L3	110-98, vs. #4 Alabama (2/19/25)
OVERALL	142-268	74-79	30-121	38-68	L2	76-74, vs. #22 Florida (1/3/26)

RANKED MEETINGS WITH VANDERBILT

Date	Winner	Loser	Location
12/8/10	#15 Missouri 85	Vanderbilt 82	Columbia, Mo.
1/26/13	#22 Missouri 81	Vanderbilt 59	Columbia, Mo.
1/7/23	#20 Missouri 85	Vanderbilt 82	Columbia, Mo.
3/1/25	Vanderbilt 97	#14 Missouri 93 (OT)	Nashville, Tenn.

Both Teams Ranked: n/a

Only Mizzou Ranked: Missouri, 3-1

Only Vanderbilt Ranked: n/a

Opponent	Score	1H	2H	OTs	FGM	FGA	PCT.	3PM	3PA	PCT.	FTM	FTA	PCT.	OFF	DEF	REB	PF	A	TO	STL	BLK
Missouri at Howard	W, 88-67	42	46	--	34	61	55.7	10	18	52.6	10	21	47.6	16	31	47	18	16	16	6	3
		26	41	--	22	62	35.5	12	29	41.4	11	16	68.8	10	18	28	19	17	13	5	2
Missouri vs. Southeast Missouri	W, 89-84	46	43	--	32	54	59.2	6	15	40.0	19	31	61.3	9	21	30	17	13	19	10	6
		51	33	--	29	63	46.0	9	30	30.0	17	21	81.0	13	20	33	25	14	16	11	1
Missouri vs. VMI	W, 106-68	50	56	--	37	65	56.9	7	21	33.3	25	35	71.4	17	33	50	19	20	11	13	2
		40	28	--	19	57	33.3	15	42	35.7	15	20	75.0	8	17	25	24	10	17	8	1
Missouri vs. Minnesota	W, 83-60	32	51	--	29	49	59.2	11	22	50.0	14	20	70.0	3	22	25	19	15	9	7	2
		30	30	--	23	54	42.6	5	23	21.7	9	17	53.0	14	20	34	18	11	11	3	0
Missouri vs. Prairie View A&M	W, 91-73	49	42	--	32	62	51.6	10	23	43.5	17	25	68.0	12	37	49	17	19	14	7	1
		27	46	--	25	66	38.0	9	23	39.1	14	16	87.5	6	22	28	19	12	9	10	2
Missouri vs. South Dakota	W, 102-68	53	49	--	36	56	64.3	6	11	54.5	24	30	80.0	12	26	28	17	16	17	10	2
		42	26	--	23	58	39.7	10	29	34.5	12	21	57.1	12	12	24	19	9	17	8	4
Missouri vs. South Carolina State	W, 98-66	55	43	--	34	65	52.3	7	25	28.0	23	30	76.7	19	27	46	19	19	9	5	3
		30	36	--	21	56	37.5	4	21	19.0	20	27	74.1	10	16	26	23	8	12	3	3
Missouri vs. Cleveland State	W, 86-59	46	40	--	32	67	47.8	11	38	28.9	11	13	84.6	18	29	47	16	16	16	12	7
		24	35	--	21	57	36.8	11	29	37.9	6	11	54.5	9	17	26	15	12	17	6	3
Missouri at Notre Dame	L, 71-76	40	31	--	24	54	44.4	6	21	28.6	17	25	68.0	9	22	31	19	12	12	10	1
		33	43	--	25	54	46.3	11	33	33.3	15	18	83.3	7	26	33	20	16	13	4	2
Missouri at Kansas (Kansas City)	L, 60-80	25	35	--	21	61	34.4	7	27	25.9	11	21	52.4	16	19	35	20	12	10	6	3
		33	47	--	26	57	45.6	9	21	42.9	19	26	73.1	12	29	41	19	17	9	5	7
Missouri vs. Alabama State	W, 85-77	52	33	--	33	51	64.7	8	16	50.0	11	16	68.8	7	21	28	11	16	11	3	4
		39	38	--	28	59	47.5	13	26	50.0	8	12	66.7	10	14	24	16	13	7	7	3
Missouri vs. Bethune-Cookman	W, 82-60	39	43	--	34	59	57.6	7	19	36.8	7	11	63.6	11	23	34	19	16	15	10	7
		25	35	--	19	45	42.2	6	12	50.0	16	21	76.2	5	15	20	12	6	16	10	1
Missouri vs. Illinois (St. Louis)	L, 48-91	25	23	--	16	56	28.6	6	22	27.3	10	15	66.7	12	12	24	20	6	10	8	1
		41	50	--	30	58	51.7	15	33	45.5	16	20	80.0	15	28	43	14	20	11	3	8
Missouri vs. Florida	W, 76-74	39	37	--	25	55	45.5	8	22	36.4	18	30	60.0	11	26	37	19	11	10	4	3
		39	35	--	26	63	41.3	7	27	25.9	15	20	75.0	13	24	37	22	17	8	3	4
Missouri at Kentucky	W, 73-68	33	40	--	27	52	51.9	6	17	35.3	13	18	72.2	4	25	29	19	20	12	8	4
		32	36	--	22	51	43.1	7	18	38.9	17	24	70.8	8	23	31	18	16	13	7	4
Missouri at Ole Miss	L, 69-76	36	33	--	25	51	49.0	7	24	29.2	12	24	50.0	9	26	25	17	22	13	3	5
		37	39	--	26	61	42.6	9	22	40.9	15	19	78.9	10	24	34	21	15	7	5	6
Missouri vs. Auburn	W, 84-74	38	46	--	27	48	56.3	9	19	47.4	21	31	67.7	7	25	32	17	18	13	7	5
		34	40	--	24	59	40.7	6	21	28.6	20	28	71.4	15	19	34	19	11	11	7	4
Missouri at LSU	L, 70-78	27	43	--	20	46	43.5	6	18	33.3	24	30	80.0	9	21	30	17	7	12	4	4
		37	41	--	25	59	42.4	10	26	38.5	18	23	78.3	16	19	35	22	12	7	7	2
Missouri vs. Georgia	L, 72-74	26	46	--	27	67	40.3	7	25	28.0	11	12	91.7	15	24	39	16	14	12	8	3
		29	45	--	24	65	36.9	8	39	27.6	18	21	85.7	19	25	44	11	8	10	5	4
Missouri vs. Oklahoma	W, 88-87	36	45	7	29	65	44.6	6	21	28.6	24	33	72.7	17	24	41	21	9	12	5	3
		37	44	6	26	54	48.1	12	27	44.4	23	30	76.7	5	24	29	24	12	12	6	1
Missouri at Alabama	L, 64-90	29	35	--	26	66	39.4	4	21	19.0	8	23	34.8	15	29	44	20	10	13	3	2
		42	48	--	26	62	41.9	15	39	38.5	23	26	88.5	8	31	39	15	19	7	10	3
Missouri vs. Mississippi State	W, 84-79	42	42	--	25	58	43.1	9	26	34.6	25	33	75.8	12	24	36	16	15	10	4	7
		35	44	--	28	65	43.1	11	28	39.3	12	18	66.7	13	25	38	21	9	14	6	3
Missouri at South Carolina	W, 78-59	34	44	--	25	54	46.3	7	19	36.8	21	30	70.0	16	28	44	18	16	14	6	6
		30	29	--	17	55	30.9	3	22	13.6	22	27	81.5	11	17	28	21	8	8	7	2
Missouri at Texas A&M	W, 86-85	41	45	--	35	65	53.8	7	21	33.3	9	15	60.0	16	23	39	12	21	9	5	3
		46	39	--	29	58	50.0	15	33	45.5	12	15	80.0	8	18	26	15	20	9	3	3
Missouri vs. Texas	L, 68-85	31	37	--	19	45	42.2	4	10	40.0	26	38	68.4	8	18	26	19	7	9	4	3
		33	52	--	29	61	47.5	6	17	35.3	21	23	91.3	14	22	36	22	8	7	5	3
Missouri vs. Vanderbilt																					
Missouri at Arkansas																					
Missouri vs. Tennessee																					
Missouri at Mississippi State																					
Missouri at Oklahoma																					
Missouri vs Arkansas																					

DATE	OPPONENT	RESULT	RECORD	SEC	HIGH POINTS	HIGH REBOUNDS	HIGH ASSISTS	ATTEND.
Nov. 3	at Howard	W, 88-67	1-0	--	Shawn Phillips Jr. (16)	Shawn Phillips Jr. (11)	T.O. Barrett (4)	2,312
Nov. 7	SOUTHEAST MISSOURI	W, 89-84	2-0	--	Mark Mitchell (29)	Mitchell/Crews/Phillips (5)	Mark Mitchell (3)	11,314
Nov. 9	VMI	W, 106-68	3-0	--	Mark Mitchell (24)	Mitchell/Northweather (10)	Jayden Stone (5)	7,986
Nov. 12	MINNESOTA	W, 83-60	4-0	--	Mark Mitchell (18)	Jacob Crews (8)	Mark Mitchell (6)	8,969
Nov. 17	PRAIRIE VIEW A&M	W, 91-73	5-0	--	Jacob Crews (20)	Shawn Phillips Jr. (13)	Robinson II / Stone (5)	7,595
Nov. 20	SOUTH DAKOTA	W, 102-68	6-0	--	Mark Mitchell (22)	Jevon Porter (12)	Anthony Robinson II (6)	8,027
Nov. 25	SOUTH CAROLINA STATE	W, 98-66	7-0	--	Shawn Phillips Jr. (17)	Shawn Phillips Jr. (8)	Mark Mitchell (6)	7,887
Nov. 28	CLEVELAND STATE	W, 86-59	8-0	--	Jacob Crews (20)	Jacob Crews (8)	Mark Mitchell (4)	9,463
Dec. 2	at Notre Dame	L, 71-76	8-1	--	Mark Mitchell (26)	Anthony Robinson II (7)	T.O. Barrett (4)	4,980
Dec. 7	at Kansas	L, 60-80	8-2	--	Mark Mitchell (21)	Mitchell / Robinson (7)	Anthony Robinson II (6)	15,407
Dec. 11	ALABAMA STATE	W, 85-77	9-2	--	Jacob Crews (20)	Shawn Phillips Jr. (5)	Anthony Robinson II (5)	7,976
Dec. 14	BETHUNE-COOKMAN	W, 82-60	10-2	--	Jacob Crews (20)	Mark Mitchell (7)	Anthony Robinson II (7)	8,049
Dec. 22	vs. Illinois	L, 48-91	10-3	--	Sebastian Mack (17)	Jacob Crews (4)	T.O. Barrett (3)	18,505
Jan. 3	FLORIDA	W, 76-74	11-3	1-0	Anthony Robinson II (19)	Anthony Robinson II (8)	Anthony Robinson II (5)	12,746
Jan. 7	at Kentucky	W, 73-68	12-3	2-0	Mark Mitchell (21)	Jayden Stone (7)	Anthony Robinson II (10)	19,085
Jan. 10	at Ole Miss	L, 69-76	12-4	2-1	Mark Mitchell (20)	Mark Mitchell (8)	Mark Mitchell (7)	7,859
Jan. 14	AUBURN	W, 84-74	13-4	3-1	Jayden Stone (22)	Jayden Stone (6)	Mark Mitchell (5)	10,916
Jan. 17	at LSU	L, 70-78	13-5	3-2	Jayden Stone (20)	Four Players (5)	T.O. Barrett (4)	7,816
Jan. 20	GEORGIA	L, 72-74	13-6	3-3	Mark Mitchell (18)	Jayden Stone (8)	Jayden Stone (6)	11,065
Jan. 24	OKLAHOMA	W, 88-87	14-6	4-3	Mark Mitchell (25)	Mark Mitchell (10)	Mark Mitchell (4)	10,852
Jan. 27	at Alabama	L, 64-90	14-7	4-4	T.O. Barrett (13)	Phillips Jr. / Stone (8)	Barrett / Mitchell (4)	13,474
Jan. 31	MISSISSIPPI STATE	W, 84-79	15-7	5-4	Mark Mitchell (19)	T.O. Barrett (8)	Barrett / Mitchell (4)	12,527
Feb. 7	at South Carolina	W, 78-59	16-7	6-4	Jayden Stone (22)	Mark Mitchell (11)	Mark Mitchell (5)	10,505
Feb. 11	at Texas A&M	W, 86-85	17-7	7-4	Trent Pierce (23)	Trent Pierce (9)	Mark Mitchell (8)	7,749
Feb. 14	TEXAS	L, 68-85	17-8	7-5	Mitchell/Stone (16)	Jayden Stone (5)	Barrett/Pierce/Robinson (2)	15,061
Feb. 18	VANDERBILT							
Feb. 21	at Arkansas							
Feb. 24	TENNESSEE							
Feb. 28	at Mississippi State							
March 3	at Oklahoma							
March 7	ARKANSAS							

MISSOURI GAME LEADERS		
Points	Rebounds	Assists
Mark Mitchell 12	Mark Mitchell 8	Mark Mitchell 11
Jacob Crews 4	Shawn Phillips Jr. 6	T.O. Barrett 7
Jayden Stone 4	Jacob Crews 5	Anthony Robinson II 8
Shawn Phillips Jr. 2	Jayden Stone 5	Jayden Stone 3
T.O. Barrett 1	Anthony Robinson II 3	Trent Pierce 1
Sebastian Mack 1	T.O. Barrett 2	
Trent Pierce 1	Luke Northweather 1	
Anthony Robinson II 1	Trent Pierce 1	
	Jevon Porter 1	

MISCELLANEOUS STATS		
10+ Points		
Mark Mitchell 22	Shawn Phillips Jr. 7	
Jayden Stone 16	Trent Pierce 5	
Jacob Crews 13	Annor Boateng 2	
Anthony Robinson II 10	Jevon Porter 2	
T.O. Barrett 8	Luke Northweather 1	
Sebastian Mack 8		
20+ Points		
Mark Mitchell 10	T.O. Barrett 1	
Jacob Crews 5	Trent Pierce 1	
Jayden Stone 5	Anthony Robinson II 1	
10+ Rebounds		
Mark Mitchell 3	Luke Northweather 1	
Shawn Phillips Jr. 2	Jevon Porter 1	
Double-Doubles		
Mark Mitchell 3	Jevon Porter 1	
Shawn Phillips Jr. 2		
5+ Assists		
Anthony Robinson II 9	Jayden Stone 3	
Mark Mitchell 6		

TEAM HIGHS & LOWS

		MISSOURI		OPPONENT	
Points, 1st Half	High	55	vs. South Carolina State, 11/25	51	Southeast Missouri, 11/9
	Low	25	2x (last vs. Illinois, 12/22)	24	Cleveland State, 11/28
Points, 2nd Half	High	56	vs. VMI, 11/9	52	Texas, 2/14
	Low	23	vs. Illinois, 12/22	26	South Dakota, 11/20
Total Points	High	106	vs. VMI, 11/9	91	Illinois, 12/22
	Low	48	vs. Illinois, 12/22	59	2x (last: South Carolina, 2/7)
Field Goals Made	High	37	vs. VMI, 11/3	30	Illinois, 12/22
	Low	16	vs. Illinois, 12/22	17	South Carolina, 2/7
Field Goals Attempted	High	67	2x (last vs. Georgia, 1/20)	66	Prairie View A&M, 11/17
	Low	45	vs. Texas, 2/14	45	Bethune-Cookman, 12/14
Field Goal Pct.	High	64.7	vs. Alabama State, 12/11 (33-51)	51.7	Illinois, 12/22 (30-58)
	Low	28.6	vs. Illinois, 12/22 (16-56)	30.9	South Carolina, 2/7
3-Pointers Made	High	11	2x (last vs. Cleveland State, 11/28)	15	4x (last: Texas A&M, 2/11)
	Low	4	2x (last vs. Texas, 2/14)	3	South Carolina, 2/7
3-Pointers Attempted	High	38	vs. Cleveland State, 11/28	42	VMI, 11/9
	Low	10	vs. Texas, 2/14	12	Bethune-Cookman, 12/14
3-Point Pct.	High	57.9	at Howard, 11/3 (10-19)	50.0	2x (last: Bethune-Cookman, 12/14)
	Low	19.0	at Alabama, 1/28 (4-21)	13.6	South Carolina, 2/7 (3-22)
Free Throws Made	High	26	vs. Texas, 2/14	23	2x (last: Alabama, 1/28)
	Low	7	vs. Bethune-Cookman, 12/14	6	Cleveland State, 11/28
Free Throws Attempted	High	38	vs. Texas, 2/14	30	Oklahoma, 1/24
	Low	11	vs. Bethune-Cookman, 12/14	11	Cleveland State, 11/28
Free Throws Pct.	High	91.7	vs. Georgia, 1/20 (11-12)	91.3	Texas, 2/14 (21-23)
	Low	34.8	at Alabama, 1/28 (8-23)	53.0	Minnesota, 11/12 (9-17)
Offensive Rebounds	High	19	vs. South Carolina State, 11/25	19	Georgia, 1/20
	Low	3	vs. Minnesota, 11/12	5	2x (last: Oklahoma, 1/24)
Total Rebounds	High	50	vs. VMI, 11/9	44	Georgia, 1/20
	Low	24	vs. Illinois, 12/22	20	Bethune-Cookman, 12/14
Rebound Margin	High	+25	vs. VMI, 11/9	+19	Illinois, 12/22
	Low	-19	vs. Illinois, 12/22	-25	VMI, 11/9
Fouls	High	21	vs. Oklahoma, 1/24	25	Southeast Missouri, 11/7
	Low	11	vs. Alabama State, 12/11	11	Georgia, 1/20
Assists	High	22	at Ole Miss, 1/10	20	2x (last: Texas A&M, 2/11)
	Low	6	vs. Illinois, 12/22	6	Bethune-Cookman, 12/14
Turnovers	High	19	vs. Southeast Missouri, 11/7	17	3x (last: Cleveland State, 11/28)
	Low	9	4x (last vs. Texas, 2/14)	7	5x (last: Texas, 2/14)
Steals	High	13	vs. VMI, 11/9	11	Southeast Missouri, 11/7
	Low	3	2x (last at Ole Miss, 1/10)	3	5x (last: Texas A&M, 2/11)
Blocks	High	7	3x (last: vs. Mississippi State, 1/31)	8	Illinois, 12/22
	Low	1	3x (last vs. Illinois, 12/22)	0	Minnesota, 11/12

INDIVIDUAL HIGHS

	MISSOURI		OPPONENT	
Points	29	Mark Mitchell, vs. Southeast Missouri, 11/7	31	TJ Johnson, VMI, 11/9
Field Goals Made	12	Mark Mitchell, vs. Southeast Missouri, 11/7	9	5x (last: Dailyn Swain, Texas, 2/14)
Field Goals Attempted	17	Mark Mitchell, at Notre Dame, 12/2	20	4x (last: Jayden Epps, Mississippi State, 1/4)
Field Goal Pct. (min 5 made)	100.0	Jevon Porter, vs. South Dakota, 11/21 (9-9)	80.0	Zach Clemence, Texas A&M, 2/11
3-Pointers Made	6	Jacob Crews, vs. Alabama State, 12/11	7	Latrell Wrightsell Jr., Alabama, 1/28
3-Pointers Attempted	10	2x (last: Jacob Crews, at Notre Dame, 12/2)	15	TJ Johnson, VMI, 11/9
3-Point Pct. (min 3 made)	80.0	2x (last: Jacob Crews, vs. PV A&M, 11/12 – 4-5)	83.3	Keaton Wagler, Illinois, 12/22
Free Throws Made	10	2x (last: Mark Mitchell, vs. Oklahoma, 1/24)	10	Marquel Sutton, LSU, 1/17
Free Throws Attempted	13	Mark Mitchell, vs. VMI, 11/9	14	Marquel Sutton, LSU, 1/17
Free Throws Pct. (min 5 made)	100.0	2x (last: T.O. Barrett, vs. Mississippi State, 1/31)	100.0	6x (last: Rashuan Agee, Texas A&M, 2/11 (5-5))
Offensive Rebounds	5	3x (last: Mark Mitchell, vs. Oklahoma, 1/24)	6	2x (last: Keshawn Murphy, Auburn, 1/14)
Total Rebounds	13	Shawn Phillips Jr., vs PV A&M, 11/17	13	Tre White, Kansas, 12/7
Assists	10	Anthony Robinson II, at Kentucky, 1/7	10	Markus Burton, Notre Dame, 12/2
Steals	5	Anthony Robinson II, at Notre Dame, 12/2	4	6x (last: Otega Owhe, Kentucky, 1/7)
Blocks	3	4x (last: Shawn Phillips Jr., vs. Oklahoma, 1/24)	5	Bryson Tiller, Kansas, 12/7

LAST TIME THAT (TEAM)

Missouri Scored 100 Points	102, vs. South Dakota, 11/20/25
Opponent Scored 100 Points	101, Auburn, 3/5/24
Missouri Won by 30+ Points	32 (98-66), vs. South Carolina State, 11/25/25
Opponent Won by 30+ Points	43 (91-48), Illinois, 12/22/25
Missouri Won by 40+ Points	49 (112-63), vs. Arkansas-Pine Bluff, 11/24/24
Opponent Won by 40+ Points	43 (91-48), Illinois, 12/22/25
Missouri Won by 50+ Points	72 (111-39), vs. Miss. Valley State, 11/14/24
Opponent Won by 50+ Points	55 (111-56), Kansas State, 1/3/98
Missouri Won Overtime Game	88-87, vs. Oklahoma, 1/24/26
Opponent Won Overtime Game	97-93, Vanderbilt, 3/1/25
Played Double Overtime Game	W, 91-83, vs. Texas A&M, 3/13/14
Played Triple Overtime Game	W, 108-107, vs. Illinois, 12/22/93
Played Quadruple Overtime Game	W, 112-109, vs. Iowa State, 1/13/01
Missouri Scored Less than 50 Points	48, vs. Illinois, 12/22/25
Opponent Scored Less than 50 Points	39, Mississippi Valley State, 11/14/24
Missouri Scored Less than 40 Points	37, at Kentucky, 1/13/15
Opponent Scored Less than 40 Points	39, Mississippi Valley State, 11/14/24
MU Scored 60+ Points in a Half	63, vs. California, 12/3/24
Opp. Scored 60+ Points in a Half	60, Southern Indiana, 11/7/22
MU Scored Less than 20 Points in a Half	18, at Auburn, 2/14/23
Opp. Scored Less than 20 Points in a Half	19, Miss. Valley State, 11/14/24
Missouri Shot 60+ Pct.	64.7 (33-51), vs. Alabama State, 12/11/25
Opponent Shot 60+ Pct.	61.8% (34-55), Florida, 3/14/25
MU Shot 70+ Pct. in a Half	71.4 (20-28), vs. Alabama State, 12/11/25
Opp. Shot 70+ Pct. in a Half	76.0% (19-25), Auburn, 2/14/23
Missouri Shot Less than 30 Pct.	29.2% (14-48), at Arkansas, 1/12/22
Opponent Shot Less than 30 Pct.	27.1% (13-48), Miss. Valley State, 11/14/24
Missouri Made 15+ 3-Pointers	15, at Mississippi State, 2/1/25
Opponent Made 15+ 3-Pointers	15, Texas A&M, 2/11/26
Missouri Attempted 35+ 3-Pointers	38, vs. Cleveland State, 11/28/25
Opponent Attempted 35+ 3-Pointers	42, VMI, 11/09/25
Missouri Did Not Make 3-Pointer	at Kansas, 2/4/08
Opponent Did Not Make 3-Pointer	Arkansas-Pine Bluff, 12/2/08
Missouri Made 30+ Free Throws	31, vs. Alabama, 2/19/25
Opponent Made 30+ Free Throws	30, SIU Edwardsville, 11/15/22
Missouri Attempted 40+ Free Throws	47, vs. Alabama, 2/19/25
Opponent Attempted 40+ Free Throws	44, Auburn, 1/26/21
Missouri Attempted 50+ Free Throws	53, vs. Texas A&M, 3/13/14
Opponent Attempted 50+ Free Throws	50, Texas Tech, 1/23/08
Missouri Made 100% Free Throws (10+)	13-13, at LSU, 3/1/23
Opponent Made 100% Free Throws (10+)	11-11, Penn, 11/11/22
Missouri Had 50+ Rebounds	50, vs. Arkansas-Pine Bluff, 11/24/24
Opponent Had 50+ Rebounds	51, Illinois, 12/22/23
Missouri Had 20+ Offensive Rebounds	21, Central Arkansas, 12/30/23
Opponent Had 20+ Offensive Rebounds	22, Auburn, 1/25/22
Missouri Had +20 Rebound Margin	+21 (47-26), vs. Cleveland State, 11/28/25
Opponent Had +20 Rebound Margin	+22 (48-26), Auburn, 2/14/23
Missouri Had 25+ Assists	26, vs. LSU, 2/1/23
Opponent Had 25+ Assists	28, Texas A&M, 2/5/05
Missouri Had Less than 5 Turnovers	3, at Georgia, 2/5/25
Opponent Had Less than 5 Turnovers	4, Ole Miss, 2/6/18
Missouri Committed 20+ Turnovers	20, vs. Lindenwood, 11/27/24
Opponent Committed 20+ Turnovers	22, Kansas, 12/8/24
Missouri Blocked 12+ Shots	12, vs. South Carolina State, 11/22/23
Opponent Blocked 12+ Shots	14, Auburn, 1/26/21
Missouri Had 15+ Steals	15, vs. Miss. Valley State, 11/14/24
Opponent Had 15+ Steals	15, Mississippi State, 2/10/24

LAST TIME THAT (INDIVIDUAL)

Player Had a Triple Double	
Mizzou:	Greg Cavener (16 pts, 10 reb, 10 asst), vs. Green Bay, 1/4/84
Opponent:	Chris Chiozza (12 pts, 12 rebs, 10 asst), Florida, 2/2/17
MU Player with 30+ Points	31, Mark Mitchell, vs. Alabama, 2/19/25
Opponent with 30+ Points	31, Jeremiah Fears, Oklahoma, 3/5/25
MU Player with 40+ Points	43, Clarence Gilbert, vs. Iowa State, 1/13/01
Opponent with 40+ Points	42, Khalif Battle, Arkansas, 2/24/24
Player Shot 100% from the Field (min. 8 attempts)	
Mizzou:	9-9, Jevon Porter, vs. South Dakota, 11/20/25
Opponent:	8-8, Moses Kinglsey, Arkansas, 1/12/16
MU Player Made 8+ 3FG	8, Caleb Grill, vs. Eastern Washington, 11/11/24
Opponent Made 8+ 3FG	8, Marshall Henderson, Ole Miss, 2/8/14
MU Player Made 15+ FTs	15-16, Sean East II, at Arkansas, 2/24/24
Opponent Made 15+ FTs	15-20, Kylan Milton, Arkansas-Pine Bluff, 11/6/23
MU Player had 15+ Rebounds	23, Kobe Brown, vs. Paul Quinn, 11/29/21
Opponent had 15+ Rebounds	16, Henry Coleman III, Texas A&M, 2/8/25
MU Player had 20+ Rebounds	23, Kobe Brown, vs. Paul Quinn, 11/29/21
Opponent had 20+ Rebounds	21, Oscar Tshiebwe, Kentucky, 12/29/21
MU Player had 10+ Off. Rebounds	10, Alex Oriakhi, vs. Ole Miss, 2/9/13
Opponent had 10+ Off. Rebounds	10, Matthew Hezekiah, SC State, 12/17/10
MU Player had 10+ Assists	10, Anthony Robinson II, at Kentucky, 1/7/26
Opponent had 10+ Assists	10, Zakai Zeigler, Tennessee, 2/11/23
MU Player had 10+ Asst / 0 TO	13, Phil Pressey, at Texas 1/14/12
Opponent had 10+ Asst / 0 TO	11, Trey McKinney, Creighton, 11/23/04
MU Player had 15+ Assists	19, Phil Pressey, at UCLA, 12/28/12
Opponent had 15+ Assists	15, Pierre Jackson, Baylor, 1/21/12
MU Player Blocked 5+ Shots	5, Aidan Shaw, vs. SC State, 11/22/23
Opponent Blocked 5+ Shots	5, Bryson Tiller, Kansas, 12/7/25
MU Player Had 5+ Steals	5, Anthony Robinson II, at Notre Dame, 12/2/25
Opponent Had 5+ Steals	5, Duke Miles, Oklahoma, 2/12/25
MU Made a Game-Winning Buzzer Beater	
Mark Mitchell, vs. Oklahoma, 1/24/26	


LAST TIME THAT (MULTIPLE INDIVIDUALS)


Six Players Scored in Double Figures	vs. South Dakota, 11/20/25
Mitchell, Porter, Crews, Mack, Stone & Robinson II	
Seven Players Scored in Double Figures	vs. Mississippi Valley State, 11/14/24
Warrick, Bates, Grill, Mitchell, Crews, Allen & Boateng	
Eight Players Scored in Double Figures	vs. Alabama State, 12/30/87
Chievous, Church, Coward, Irvin, Leonard, Sandbothe, Smith, Sutton	
Two Players Scored 25+ Points	vs. Alabama, 2/19/25
Mark Mitchell (31) & Caleb Grill (25)	
Two Players Scored 30+ Points	vs. TCU, 1/30/21
Xavier Pinson (36) & Jeremiah Tilmon (33)	
Three Players Scored 20+ Points	vs. Oklahoma, 1/24/26
Mark Mitchell (25), T.O. Barrett (21) & Jayden Stone (20)	
Two Players Recorded a Double-Double	vs. Ole Miss, 1/21/17
Terrence Phillips & Russell Woods	
Three Players Recorded a Double-Double	vs. Illinois, 12/22/12
Laurence Bowers, Alex Oriakhi & Phil Pressey	
Two Players Had 10+ Rebounds	vs. VMI, 11/09/25
Mark Mitchell (10) & Luke Northweather (10)	
Three Players Had 10+ Rebounds	vs. Alcorn State, 11/13/12
Negus Webster-Chan (11), Alex Oriakhi (10) & Earnest Ross (10)	



DENNIS GATES

Whitten Family Men's Basketball Head Coach

@coachdgates

@coachdgates

In just three seasons as Whitten Family Men's Basketball Head Coach, Dennis Gates has made an immediate impact and reestablished University of Missouri on the national stage. Now in his fourth year on the Mizzou sideline, he aims to build off his early progress as the Tigers chase championships with him leading the program.

MISSOURI

- Named SEC Coach of the Year by USA Today in 2022-23.
- Named to the Naismith Coach of the Year Watch List twice in his three seasons, finishing as a top-10 semifinalist in 2025.
- Led Mizzou two NCAA Tournament bids (2023 and 2025) in his three seasons, including the program's first postseason victory in 13 years and first-ever appearance in the SEC Semifinals in 2023.
- His 25 victories 2022-23 are the fifth-most by any first-year SEC coach in conference history – trailing only Tubby Smith, John Calipari, Eddie Sutton and Trent Johnson.
- Led the Tigers to 12 wins over ranked teams, including three top-five wins in 2024-25 – a first for Mizzou since 1988-89.
- Two Tigers have played in the NBA after playing for Gates – Kobe Brown (LA Clippers) and D'Moi Hodge (LA Lakers). Overall, seven Tigers have joined NBA or G-League franchises in Gates' three seasons at Mizzou.
- Coached two All-SEC honorees, one SEC Sixth Man of the Year, one SEC All-Defensive Team honoree and two SEC Scholar-Athletes of the Year.

CLEVELAND STATE

- 2019-20 and 2020-21 Horizon League Coach of the Year.
- Rebuilt the Vikings program – winning 50 games, including a 39-19 mark his final two seasons.
- Won two Horizon League regular-season titles (2020, 2021) and the 2021 Horizon League Tournament crown.
- Led the Vikings to the 2021 NCAA Tournament – the school's first trip in 12 years – and 2022 Postseason NIT.
- Mentored two Horizon League Defensive Players of the Year plus five all-conference and five All-Defensive Team honorees.

FLORIDA STATE

- Spent eight seasons on Leonard Hamilton's staff at FSU, mirroring the Seminoles' rise to national prominence.
- FSU advanced to four NCAA Tournament in his eight years, including the Elite Eight in 2018 and Sweet 16 in 2012 and 2019.
- Instrumental in recruiting four-straight top-15 classes, which produced five NBA Draft picks over four years – Jonathan Isaac (No. 9 selection in 2017), Malik Beasley (No. 19 in 2016), Mfiondu Kabengele (No. 27 in 2019), Dwayne Bacon (No. 40 in 2017) and Terance Mann (No. 48 in 2019).

PLAYING CAREER

- Combo guard at California (1998-02), serving as a three-year captain and helping the Golden Bears to three 20-win seasons.
- Played in 114 career games with 34 starting assignments, totaling 432 points, 140 rebounds, 148 assists and 100 steals.
- Two-time Pac-10 All-Academic First Team selection
- Named Cal's Most Inspirational Player in 2001 and the team's Outstanding Student-Athlete in 1999 and 2001
- Awarded the 2002 Pac-10 Medal of Honor, which is presented to the Pac-10 Universities Top Graduating Student-Athlete.

YEAR-BY-YEAR RECORD

CLEVELAND STATE

YEAR	RECORD	PCT.	HORIZON	PLACE	NOTES
2019-20	11-21	34.4	7-11	t-7th	Earned first career win versus Edinboro, 79-54 (Nov. 9)
2020-21	19- 8	70.4	16- 4	1st	Horizon League Tournament Champions / NCAA First Round
2021-22	20-11	64.5	15- 6	1st	NIT First Round
CSU TOTALS	50-40	55.6	38-21		Two Horizon League Regular-Season Titles & One Tournament Title

MISSOURI

YEAR	RECORD	PCT.	SEC	PLACE	NOTES
2022-23	25-10	71.4	11- 7	t-4th	USA Today SEC Coach of the Year / NCAA Second Round
2023-24	8-24	25.0	0-18	14th	
2024-25	22-12	64.7	10- 8	t-6th	NCAA First Round
2025-26	17- 8	68.0	7- 5	--	
MU TOTALS	72-54	57.1	28-38		
CAREER	122-94	56.5	66-59		

PERSONAL

BIRTHDAY
January 14

EDUCATION
California '01 (Bachelor's)
Sociology
Florida State '05 (Master's)
Adult Education and Human
Resource Development

WIFE
Jocelyn

CHILDREN
Avery, Duke and Denver

COACHING CAREER

2002-03	LA Clippers (Skill Coach)
2003-04	Marquette (Grad Asst)
2004-05	Florida State (Grad Asst)
2005-07	California (Assistant)
2007-09	Northern Illinois (Assistant)
2009-11	Nevada (Assistant)
2011-19	Florida State (Assistant)
2019-22	Cleveland St. (Head Coach)
2022-	Missouri (Head Coach)

HONORS

- 2019-20 Horizon League Coach of the Year
- 2020-21 Horizon League Coach of the Year
- 2020-21 HoopDirt.com Division I Coach of the Year
- 2022-23 USA Today SEC Coach of the Year



KYLE SMITH

Associate Head Coach • Southern Illinois '06

- Fourth season at MU, first as associate head coach.
- Eight-time Great Rivers Athletic Conference Coach of the Year during 10-year stint as head coach at John A. Logan.
- Mentored two NJCAA National Players of the Year and 10 All-Americans during his tenure at Logan.
- Helped Southern Illinois to back-to-back NCAA Tournaments as a student-athlete



RYAN SHARBAUGH

Assistant Coach • Westminster '08

- Fourth year at Missouri, serving as defensive coordinator.
- Helped the Tigers lead all power-conference schools in steals in two of his three seasons.
- Spent three years at Cleveland State as an assistant coach, helping Tre Gomillion and D'Moi Hodge to Horizon League Defensive Player of the Year Awards.



MATT CLINE

Assistant Coach • South Alabama '11


- Fourth season at MU, serving as offensive coordinator.
- Helped the Tigers average 83.6 points in 2024-25 – its most since 1989-90 and ranked ninth nationally.
- MU has ranked in the top 40 nationally a total of 16 times in offensive stats during Cline's three years.
- Also worked at Cleveland State (2021-22) and Eastern Michigan (2017-21).



STEVE WRIGHT

Assistant Coach • Bowling Green State '06

- First year at MU, spending last two years at Duquesne.
- Helped the Dukes to the 2024 A-10 Championship, their first NCAA Tournament appearance since 1977 and their first tournament win since 1969.
- Served on Coach Gates' staff at Cleveland State in 2019-20 as video coordinator.
- Also has had successful tenures at the high school, junior college and AAU ranks during his career.



DAVID "DICKY" NUTT

Assistant Coach • Oklahoma State '82

- Fourth season at MU, returning to an assistant role after being declared cancer free in October 2024.
- Owns more than 30 years of coaching experience, including 19 as a head coach at Arkansas State (1995-08) and Southeast Missouri State (2009-15).
- Named 1998 Sun Belt Coach of the Year, while leading the Red Wolves to the 1999 NCAA Tournament.



DAVID CARTER

Assistant to the Head Coach • Saint Mary's '89

- Second season at Mizzou.
- Head coach at Nevada from 2009 to 2015, winning 98 games and earning 2012 WAC Coach of the Year.
- Coach Gates served as his assistant coach at Nevada from 2009 to 2011.
- Joined Missouri after four seasons (2019-23) as an assistant coach at Loyola Marymount, where the Lions defeated two top-15 teams, including No. 6 Gonzaga.



TIM FULLER

General Manager • Wake Forest '00

- Named the first general manager of Missouri men's basketball on June 2, 2025.
- Owns successful stints at every level of basketball, from college coaching to an executive at Nike to Overtime Elite.
- Served as associate head coach at Mizzou from 2011 to 2015, helping the Tigers to the 2012 Big 12 Championship.



GRIFFIN MCHONE

Dir. of Basketball Operations • Texas A&M '17


- First season at Mizzou as Director of Basketball Operations
- Spent the previous two years at USF, helping the Bulls to their first-ever AAC regular-season title, a school-record 25 wins and a 2024 NIT second-round appearance
- Previously served four seasons at Kennesaw State, contributing to a historic 26-9 campaign in 2022-23.



SEAN CONATY

Dir. of Athletic Performance • East Carolina '12

- Fourth season with the Tigers.
- Has helped the Tigers to two NCAA Tournament appearances, five NBA signees and their first NCAA Tournament win in 13 years.
- Previously served as head men's basketball strength and conditioning coach at Oregon State and as a director of Sports Performance for Olympic Sports at Buffalo.



CHRIS PERRIN

Senior Athletic Trainer • Michigan State '14

- Fifth season at Mizzou.
- Spent six season at Detroit-Mercy prior to arriving at Mizzou, serving as the men's basketball trainer for the Titans along with men's and women's golf.
- Also owns experience working with the Developmental Basketball Team in China as well as an intern with the Utah Jazz.



0

ANTHONY ROBINSON II

@anklebully_ant
 @anklebully_ant

Junior | Guard | 6-3 | 185 | Tallahassee, Fla. | Florida State University High School

CAREER STATISTICS																			
Season	TM	GP-GS	Min/Avg	FG	FGA	FG%	3PM	3PA	3P%	FTM	FTA	FT%	O	D	REB	AVG	PF	FO	AST
23-24	MIZ	30- 0	400/13.4	36	98	36.7	9	44	20.5	36	48	75.0	17	35	52	1.7	62	0	29
24-25	MIZ	33-31	761/22.9	85	176	48.3	20	50	40.0	108	140	77.1	30	73	103	3.1	101	3	114
25-26	MIZ	25-19	683/27.3	73	184	39.7	21	79	26.6	58	89	65.2	22	57	79	3.2	75	3	84
TOTAL		88-50	1844/21.0	194	458	42.4	50	173	28.9	202	277	72.9	69	165	234	2.7	238	5	227

CAREER HONORS

- 2024-25 SEC All-Defensive Team

2025-26 NOTES

- Team captain.
- Leads Mizzou and ranks 116th nationally with 1.72 steals per game
- Also second on the team lead with 3.4 assists.
- Collected a career-best 10 assists in Mizzou's win at Kentucky – the most by a Tiger in nine seasons (Jan. 7).
- Made a career-best four 3-pointers in win versus VMI, recording his second career 20-point game (Nov. 9).
- Named a top breakout candidate for the 2025-26 campaign by Jon Rothstein and Andy Katz.
- Only player from last season's SEC All-Defensive Team to return this year.

PERSONAL

BIRTHDAY

January 5, 2005

CAREER AMBITIONS

Gym owner and trainer at a gym, specializing in basketball skills

CAREER BESTS

POINTS

S: 20, vs. VMI, 11/9/25
C: 29, vs. California, 12/3/24

REBOUNDS

S: 8, vs. Florida, 1/3/26
C: 11, vs. Ark.-Pine Bluff, 11/24/24

ASSISTS

S: 10, at Kentucky, 1/7/26
C: 10, at Kentucky, 1/7/26

BLOCKED SHOTS

S: 3, vs. Bethune-Cookman, 12/14/25
C: 3, vs. Bethune-Cookman, 12/14/25

STEALS

S: 5, at Notre Dame, 12/2/25
C: 6, vs. LIU, 12/14/24

MINUTES

S: 37, 2x (last vs. Alabama St, 12/11/25)
C: 37, 2x (last vs. Alabama St, 12/11/25)

FIELD GOALS MADE

S: 8, vs. Florida, 1/3/26
C: 8, 2x (last vs. Florida, 1/3/26)

3-POINT FIELD GOALS MADE

S: 4, vs. VMI, 11/9/25
C: 4, vs. VMI, 11/9/25

FREE THROWS MADE

S: 6, vs. SEMO, 11/7/25
C: 13, vs. California, 12/3/24



MISCELLANEOUS

	SEASON	CAREER
Led MU in Points	1	4
Led MU in Rebounds	3	8
Led MU in Assists	8	27
20+ Points	1	2
10+ Points	10	28
10+ Rebounds	0	1
5+ Assists	9	20
Double-Doubles	0	1

2025-26 GAME-BY-GAME STATISTICS																	
Opponent	GS	Min	FG	FGA	3FG	3FGA	FT	FTA	OFF	DEF	REB	PF	AST	TO	STL	BLK	PTS
at Howard	*	28	1	6	1	2	5	7	0	4	4	4	2	3	3	0	8
SEMO	*	36	4	9	1	2	6	7	1	3	4	3	2	3	3	0	15
VMI	*	30	6	7	4	5	4	6	0	1	1	3	4	2	4	0	20
MINNESOTA	*	26	3	6	2	3	2	5	0	1	1	3	3	0	0	0	10
PRAIRIE VIEW A&M	*	25	5	11	1	5	2	3	0	3	3	1	5	0	2	0	13
SOUTH DAKOTA	*	32	3	6	1	1	4	4	1	4	5	3	6	3	1	1	11
SOUTH CAROLINA STATE	*	19	1	5	1	3	1	2	2	1	3	4	0	0	2	0	4
CLEVELAND STATE	*	29	2	8	0	4	0	0	0	1	1	4	1	2	2	1	4
at Notre Dame	*	37	3	8	0	3	0	0	1	6	7	5	3	5	5	0	6
at Kansas	*	29	1	6	1	5	2	4	2	5	7	4	6	3	0	0	5
ALABAMA STATE	*	37	7	11	1	3	4	6	1	3	4	3	5	0	2	1	19
BETHUNE-COOKMAN	*	30	6	9	0	2	3	4	2	2	4	3	7	1	2	3	15
vs. Illinois	*	26	3	11	2	6	4	5	1	1	2	2	0	1	4	0	12
FLORIDA	*	34	8	14	2	5	1	2	2	6	8	2	5	1	2	0	19
at Kentucky	*	36	4	9	0	3	1	3	1	3	4	2	10	3	2	0	9
at Ole Miss	*	35	2	9	0	3	2	4	1	2	3	5	6	2	1	0	6
AUBURN	*	27	1	4	1	2	2	2	0	2	2	2	4	1	0	0	5
at LSU	*	16	1	4	0	1	2	2	0	2	2	1	1	3	1	1	4
GEORGIA	*	26	1	7	0	4	2	2	3	1	4	2	1	3	1	0	4
OKLAHOMA		16	1	5	0	2	0	0	0	1	1	4	1	1	2	0	2
at Alabama		15	2	4	0	1	1	3	0	1	1	2	0	3	1	0	5
MISSISSIPPI STATE		23	2	7	0	4	5	8	1	1	2	4	2	1	1	1	9
at South Carolina		22	2	7	1	4	1	2	1	0	1	2	3	2	1	1	6
at Texas A&M		25	1	5	0	3	1	2	2	2	4	2	5	0	1	0	3
TEXAS		21	3	6	2	3	3	6	0	1	1	5	2	0	0	0	11
VANDERBILT																	
at Arkansas																	
TENNESSEE																	
at Mississippi State																	
at Oklahoma																	
ARKANSAS																	



1 AARON ROWE

 @aaronrowe._
 @a_rowe_3

Freshman | Guard | 6-2 | 155 | Columbia, Mo. | Father Tolton High School

CAREER STATISTICS

Season	TM	GP-GS	Min/Avg	FG	FGA	FG%	3PM	3PA	3P%	FTM	FTA	FT%	O	D	REB	AVG	PF	FO	AST	TO	BLK	STL	PTS	AVG
25-26	MIZ	0-0	0/0.0	0	0	0.0	0	0	0.0	0	0	0.0	0	0	0	0.0	0	0	0	0	0	0	0	0.0

2025-26 NOTES

- One of two freshmen on the team.
- Ranked as high as the nation's No. 53 recruit by Rivals.

PERSONAL

BIRTHDAY

October 30, 2006

CAREER AMBITIONS

Entrepreneur – interested in developing a clothing line

CAREER BESTS

POINTS

n/a

REBOUNDS

n/a

ASSISTS

n/a

BLOCKED SHOTS

n/a

STEALS

n/a

MINUTES

n/a

FIELD GOALS MADE

n/a

3-POINT FIELD GOALS MADE

n/a

FREE THROWS MADE

n/a

MISCELLANEOUS

	SEASON	CAREER
Led MU in Points	0	0
Led MU in Rebounds	0	0
Led MU in Assists	0	0
20+ Points	0	0
10+ Points	0	0
10+ Rebounds	0	0
5+ Assists	0	0
Double-Doubles	0	0

2025-26 GAME-BY-GAME STATISTICS

Opponent	GS	Min	FG	FGA	3FG	3FGA	FT	FTA	OFF	DEF	REB	PF	AST	TO	STL	BLK	PTS
at Howard																	Did Not Play
SEMO																	Did Not Play
VMI																	Did Not Play
MINNESOTA																	Did Not Play
PRAIRIE VIEW A&M																	Did Not Play
SOUTH DAKOTA																	Did Not Play
SOUTH CAROLINA STATE																	Did Not Play
CLEVELAND STATE																	Did Not Play
at Notre Dame																	Did Not Play
at Kansas																	Did Not Play
ALABAMA STATE																	Did Not Play
BETHUNE-COOKMAN																	Did Not Play
vs. Illinois																	Did Not Play
FLORIDA																	Did Not Play
at Kentucky																	Did Not Play
at Ole Miss																	Did Not Play
AUBURN																	Did Not Play
at LSU																	Did Not Play
GEORGIA																	Did Not Play
OKLAHOMA																	Did Not Play
at Alabama																	Did Not Play
MISSISSIPPI STATE																	Did Not Play
at South Carolina																	Did Not Play
at Texas A&M																	Did Not Play
TEXAS																	Did Not Play
VANDERBILT																	Did Not Play
at Arkansas																	Did Not Play
TENNESSEE																	Did Not Play
at Mississippi State																	Did Not Play
at Oklahoma																	Did Not Play
ARKANSAS																	Did Not Play



5 T.O. BARRETT

@To_Barrett

@to.barrett

Sophomore | Guard | 6-4 | 205 | Oklahoma City, Okla. | Link Academy

CAREER STATISTICS

Season	TM	GP-GS	Min/Avg	FG	FGA	FG%	3PM	3PA	3P%	FTM	FTA	FT%	O	D	REB	AVG	PF	FO	AST	TO	BLK	STL	PTS	AVG
24-25	MIZ	19-0	102/5.4	14	24	58.3	0	2	0.0	8	12	66.7	1	6	7	0.4	19	0	12	7	1	6	36	1.9
25-26	MIZ	25-6	538/21.5	73	148	49.3	7	29	24.1	45	55	81.8	23	40	63	2.5	56	1	67	46	6	29	198	7.9
TOTAL		44-6	640/14.5	87	172	50.6	7	31	22.6	53	67	79.1	24	46	70	1.6	75	1	79	53	7	35	234	5.3

2025-26 NOTES

- Averaging 13.2 points, 4.4 rebounds and 3.2 assists over the last eight games – shooting 46.0 percent overall and 81.0 percent from the free-throw line (34-42).
- In his first collegiate start, tallied a career-best 21 points in the win over Oklahoma (Jan. 24) – the most points by a Tiger in their first career start since Frankie Hughes had 23 against Alabama State in 2016.
- Overall, has recorded at least 10 points in seven of the last nine games after doing so once in his first 35 career contests.

PERSONAL

BIRTHDAY

May 6, 2006

CAREER AMBITIONS

Real Estate

CAREER BESTS

POINTS

S: 21, vs. Oklahoma, 1/24/26

C: 21, vs. Oklahoma, 1/24/26

REBOUNDS

S: 8, vs. Mississippi State, 1/31/26

C: 8, vs. Mississippi State, 1/31/26

ASSISTS

S: 4, 8x (last at Texas A&M, 2/11/26)

C: 4, 8x (last at Texas A&M, 2/11/26)

BLOCKED SHOTS

S: 1, 6x (last vs. Texas, 2/14/26)

C: 1, 7x (last vs. Texas, 2/14/26)

STEALS

S: 3, 4x (last vs. Texas, 2/14/26)

C: 3, 5x (last vs. Texas, 2/14/26)

MINUTES

S: 39, vs. Oklahoma, 1/24/26

C: 39, vs. Oklahoma, 1/24/26

FIELD GOALS MADE

S: 8, 2x (last at Texas A&M, 2/11/26)

C: 8, 2x (last at Texas A&M, 2/11/26)

3-POINT FIELD GOALS MADE

S: 2, 2x (last vs. Miss State, 1/31/26)

C: 2, 2x (last vs. Miss State, 1/31/26)

FREE THROWS MADE

S: 8, vs. Mississippi State, 1/31/26

C: 8, vs. Mississippi State, 1/31/26

MISCELLANEOUS

	SEASON	CAREER
Led MU in Points	1	1
Led MU in Rebounds	2	2
Led MU in Assists	7	8
20+ Points	1	1
10+ Points	8	8
10+ Rebounds	0	0
5+ Assists	0	0
Double-Doubles	0	0

2025-26 GAME-BY-GAME STATISTICS

Opponent	GS	Min	FG	FGA	3FG	3FGA	FT	FTA	OFF	DEF	REB	PF	AST	TO	STL	BLK	PTS
at Howard		18	4	6	1	2	0	0	3	0	3	3	4	2	0	1	9
SEMO		7	0	1	0	0	0	0	1	0	1	1	1	2	0	0	0
VMI		16	2	3	0	1	0	0	1	1	2	3	2	2	2	0	4
MINNESOTA		17	4	5	0	0	0	0	1	2	3	3	2	1	3	0	8
PRAIRIE VIEW A&M		15	2	2	0	0	2	4	0	1	1	1	1	3	0	0	6
SOUTH DAKOTA		9	1	1	0	0	0	0	0	1	1	0	2	1	1	0	2
SOUTH CAROLINA STATE		20	4	6	1	2	2	2	1	1	2	4	3	0	0	0	11
CLEVELAND STATE		17	3	4	0	1	0	0	1	1	2	2	3	2	2	0	6
at Notre Dame		23	2	3	0	0	2	2	0	1	1	0	4	0	1	0	6
at Kansas		27	2	5	0	1	0	0	0	1	1	3	3	1	0	0	4
ALABAMA STATE		22	2	5	0	1	2	2	0	0	0	2	4	2	0	0	6
BETHUNE-COOKMAN		18	2	6	0	1	0	0	0	2	2	3	4	2	1	0	4
vs. Illinois		25	0	6	0	3	2	2	1	1	2	5	3	1	2	0	2
FLORIDA		8	2	4	0	0	0	0	1	0	1	0	0	1	0	0	4
at Kentucky		17	3	3	0	0	1	1	0	1	1	4	1	2	0	0	7
at Ole Miss		9	0	1	0	0	0	0	0	0	0	2	1	0	0	0	0
AUBURN		23	4	5	0	1	5	6	1	2	3	4	3	4	2	0	13
at LSU		29	3	8	0	1	5	6	2	3	5	0	4	5	1	0	11
GEORGIA		28	3	7	0	1	3	3	1	5	6	1	3	1	2	0	9
OKLAHOMA	*	39	8	12	0	1	5	7	3	3	6	3	2	4	3	0	21
at Alabama	*	26	5	10	2	3	1	3	0	2	2	2	4	3	0	1	13
MISSISSIPPI STATE	*	30	3	11	2	4	8	8	2	6	8	2	4	3	1	1	16
at South Carolina	*	32	4	12	0	3	6	7	3	4	7	4	3	1	2	1	14
at Texas A&M	*	33	8	13	1	3	0	1	1	2	3	2	4	2	3	1	17
TEXAS	*	30	2	9	0	0	1	2	0	0	0	3	2	1	3	1	5
VANDERBILT																	
at Arkansas																	
TENNESSEE																	
at Mississippi State																	
at Oklahoma																	
ARKANSAS																	



6 ANNOR BOATENG

@annor2024

@annor.boat

Sophomore | Guard | 6-6 | 220 | Little Rock, Ark. | Little Rock Central High School

CAREER STATISTICS

Season	TM	GP-GS	Min/Avg	FG	FGA	FG%	3PM	3PA	3P%	FTM	FTA	FT%	O	D	REB	AVG	PF	FO	AST	TO	BLK	STL	PTS	AVG
24-25	MIZ	17-7	109/6.4	9	26	34.6	1	10	10.0	13	19	68.4	4	6	10	0.6	12	0	5	9	1	6	32	1.9
25-26	MIZ	14-4	173/11.5	14	44	31.8	5	20	25.0	8	16	50.0	6	21	27	1.8	19	0	5	16	3	5	41	2.7
TOTAL		32-11	282/8.8	23	70	32.9	6	30	20.0	21	35	60.0	10	27	37	1.2	31	0	10	25	4	11	73	2.3

2025-26 NOTES

- Out for the season with a left leg injury, suffered against Mississippi State on Jan. 31.
- Tallied 10-plus points in back-to-back games for the first time in his career against South Carolina State (Nov. 25) and Cleveland State (Nov. 28), including a career-best 12 against the Bulldogs.

PERSONAL

BIRTHDAY

November 13, 2005

CAREER AMBITIONS

Computer science or restaurant owner

CAREER BESTS

POINTS

S: 12, vs. South Carolina St, 11/25/25

C: 12, vs. South Carolina St, 11/25/25

REBOUNDS

S: 6, at Kansas, 12/7/25

C: 6, at Kansas, 12/7/25

ASSISTS

S: 1, 5x (last at Ole Miss, 1/10/26)

C: 1, 10x (last at Ole Miss, 1/10/26))

BLOCKED SHOTS

S: 1, 3x (last vs. Miss State, 1/31/26)

C: 1, 4x (last vs. Miss State, 1/31/26)

STEALS

S: 2, at Kansas, 12/7/25

C: 2, 2x (last at Kansas, 12/7/25)

MINUTES

S: 22, vs. Bethune-Cookman, 12/14/25

C: 26, vs. MVSU, 11/14/24

FIELD GOALS MADE

S: 4, vs. South Carolina St, 11/25/25

C: 4, vs. South Carolina St, 11/25/25

3-POINT FIELD GOALS MADE

S: 2, 2x (last vs. Bethune-Cook, 12/14/25)

C: 2, 2x (last vs. Bethune-Cook, 12/14/25)

FREE THROWS MADE

S: 3, vs. South Carolina St, 11/25/25


C: 4, vs. MVSU, 11/14/24

MISCELLANEOUS

	SEASON	CAREER
Led MU in Points	0	0
Led MU in Rebounds	0	0
Led MU in Assists	0	0
20+ Points	0	0
10+ Points	2	3
10+ Rebounds	0	0
5+ Assists	0	0
Double-Doubles	0	0

2025-26 GAME-BY-GAME STATISTICS

Opponent	GS	Min	FG	FGA	3FG	3FGA	FT	FTA	OFF	DEF	REB	PF	AST	TO	STL	BLK	PTS
at Howard																	
SEMO																	
VMI																	
MINNESOTA																	
PRAIRIE VIEW A&M																	
SOUTH DAKOTA	14		1	1	0	0	1	2	0	1	1	2	1	3	0	1	3
SOUTH CAROLINA STATE	17		4	9	1	4	3	3	2	3	5	1	1	0	1	0	12
CLEVELAND STATE	14		3	6	2	4	2	3	0	1	1	2	0	2	0	0	10
at Notre Dame	13		1	3	0	0	1	2	0	0	0	2	1	0	1	0	3
at Kansas	*	19	1	7	0	3	0	0	2	4	6	2	0	1	2	0	2
ALABAMA STATE	*	16	1	2	0	1	0	0	0	1	1	0	1	0	0	0	2
BETHUNE-COOKMAN	*	22	2	5	2	4	0	0	1	3	4	3	0	3	1	0	6
vs. Illinois	*	15	0	5	0	1	1	2	0	2	2	2	0	1	0	0	1
FLORIDA																	
at Kentucky	5		0	1	0	0	0	0	0	2	2	1	0	0	0	0	0
at Ole Miss	10		0	1	0	1	0	2	0	1	1	1	1	0	0	0	0
AUBURN	10		0	1	0	0	0	0	0	2	2	1	0	2	0	1	0
at LSU	6		0	1	0	1	0	0	0	0	0	1	0	0	0	0	0
GEORGIA																	
OKLAHOMA	4		0	0	0	0	0	0	0	0	0	0	0	1	0	0	0
at Alabama	5		0	1	0	1	0	2	0	0	0	1	0	1	0	0	0
MISSISSIPPI STATE	3		1	1	0	0	0	0	1	1	2	0	0	2	0	1	2
at South Carolina																	
at Texas A&M																	
TEXAS																	
VANDERBILT																	
at Arkansas																	
TENNESSEE																	
at Mississippi State																	
at Oklahoma																	
ARKANSAS																	



CAREER STATISTICS

Season	TM	GP-GS	Min/Avg	FG	FGA	FG%	3PM	3PA	3P%	FTM	FTA	FT%	O	D	REB	AVG	PF	FO	AST	TO	BLK	STL	PTS	AVG
25-26	MIZ	14-0	61/4.4	8	16	50.0	1	6	16.7	1	2	50.0	3	11	14	1.0	7	0	2	8	3	0	18	1.3

2025-26 NOTES

- Made his collegiate debut versus South Carolina State, totaling seven points, three rebounds and one block (Nov. 25).
- Missed his true freshman season in 2024-25 and the first six games of the 2025-26 campaign with an injury.

PERSONAL

BIRTHDAY

May 24, 2005

CAREER AMBITIONS

FBI Agent

CAREER BESTS

POINTS

7, vs. South Carolina State, 11/25/25

REBOUNDS

3, 2x (last at Alabama, 1/27/26)

ASSISTS

2, vs. Cleveland State, 11/28/25

BLOCKED SHOTS

1, 3x (last at South Carolina, 2/7/26)

STEALS

n/a

MINUTES

11, vs. South Carolina State, 11/25/25

FIELD GOALS MADE

3, vs. South Carolina State, 11/25/25

3-POINT FIELD GOALS MADE

1, vs. Florida, 1/3/26

FREE THROWS MADE

1, vs. South Carolina State, 11/25/25

MISCELLANEOUS

	SEASON	CAREER
Led MU in Points	0	0
Led MU in Rebounds	0	0
Led MU in Assists	0	0
20+ Points	0	0
10+ Points	0	0
10+ Rebounds	0	0
5+ Assists	0	0
Double-Doubles	0	0

2025-26 GAME-BY-GAME STATISTICS

Opponent	GS	Min	FG	FGA	3FG	3FGA	FT	FTA	OFF	DEF	REB	PF	AST	TO	STL	BLK	PTS
at Howard																	
SEMO																	
VMI																	
MINNESOTA																	
PRAIRIE VIEW A&M																	
SOUTH DAKOTA																	
SOUTH CAROLINA STATE	11		3	3	0	0	1	2	0	3	3	1	0	2	0	1	7
CLEVELAND STATE	6		0	0	0	0	0	0	0	2	2	2	2	1	0	1	0
at Notre Dame																	
at Kansas	2		0	0	0	0	0	0	0	0	0	0	0	0	0	0	0
ALABAMA STATE																	
BETHUNE-COOKMAN	2		0	1	0	0	0	0	0	0	0	0	0	0	0	0	0
vs. Illinois	9		1	3	0	2	0	0	0	1	1	1	0	1	0	0	2
FLORIDA	6		1	2	1	2	0	0	0	0	0	0	0	0	0	0	3
at Kentucky																	
at Ole Miss	1		0	0	0	0	0	0	0	0	0	0	0	1	0	0	0
AUBURN																	
at LSU	6		0	0	0	0	0	0	0	0	0	0	0	0	0	0	0
GEORGIA																	
OKLAHOMA	0+		0	0	0	0	0	0	0	1	1	1	0	0	0	0	0
at Alabama	9		2	5	0	2	0	0	1	2	3	2	0	0	0	0	4
MISSISSIPPI STATE	3		0	0	0	0	0	0	1	0	1	0	0	0	0	0	0
at South Carolina	3		0	1	0	0	0	0	0	1	1	0	0	2	0	1	0
at Texas A&M	0+		0	0	0	0	0	0	0	0	0	0	0	0	0	0	0
TEXAS	2		1	1	0	0	0	0	1	1	2	0	0	1	0	0	2
VANDERBILT																	
at Arkansas																	
TENNESSEE																	
at Mississippi State																	
at Oklahoma																	
ARKANSAS																	



11 TRENT PIERCE

@trentpierce22

@trentpierce22

Junior | Guard / Forward | 6-10 | 225 | Tulsa, Okla. | AZ Compass Prep

CAREER STATISTICS

Season	TM	GP-GS	Min/Avg	FG	FGA	FG%	3PM	3PA	3P%	FTM	FTA	FT%	O	D	REB	AVG	PF	FO	AST	TO	BLK	STL	PTS	AVG
23-24	MIZ	21- 3	137/6.5	16	46	34.8	5	29	17.2	1	6	16.7	4	22	26	1.2	23	1	1	9	4	7	38	1.8
24-25	MIZ	33-19	563/17.1	76	161	47.2	32	97	33.0	36	62	58.1	38	69	107	3.2	60	0	32	21	6	21	220	6.7
25-26	MIZ	12- 4	309/25.8	42	88	47.7	21	54	38.9	11	15	73.3	16	33	49	4.1	25	0	15	10	5	10	116	9.7
TOTAL		66-26	1010/15.3	134	295	45.4	58	180	32.2	48	83	57.8	58	124	182	2.8	108	1	48	40	15	38	374	5.7

2025-26 NOTES

- Team captain.
- Missed the first 13 games with an injury.
- Tallied a season-best 23 points in last Wednesday's win at Texas A&M to go with a career-best nine rebounds (Feb. 11).
- Returned from injury against No. 22 Florida, scoring 10 points – including five in back-to-back possessions to give Mizzou the lead for good – to go with five rebounds (Jan. 3).
- Registered a career-best four steals in Mizzou's win at Kentucky (Jan. 7).

PERSONAL

BIRTHDAY

October 22, 2004

CAREER AMBITIONS

Coach or trainer

CAREER BESTS

POINTS

S: 23, at Texas A&M, 2/11/26

C: 24, vs. LIU, 12/14/24

REBOUNDS

S: 9, at Texas A&M, 2/11/26

C: 9, at Texas A&M, 2/11/26

ASSISTS

S: 3, 2x (last vs. Auburn, 1/14/26)

C: 5, vs. Alabama, 2/19/25

BLOCKED SHOTS

S: 2, at Ole Miss, 1/10/26

C: 2, at Ole Miss, 1/10/26

STEALS

S: 4, at Kentucky, 1/7/26

C: 4, at Kentucky, 1/7/26

MINUTES

S: 33, at Texas A&M, 2/11/26

C: 33, 2x (last at Texas A&M, 2/11/26)

FIELD GOALS MADE

S: 10, at Texas A&M, 2/11/26

C: 10, at Texas A&M, 2/11/26

3-POINT FIELD GOALS MADE

S: 5, vs. Auburn, 1/14/26

C: 5, 2x (last vs. Auburn, 1/14/26)

FREE THROWS MADE

S: 2, 2x (last at Alabama, 1/27/26)

C: 5, vs. Pacific, 11/22/24

MISCELLANEOUS

	SEASON	CAREER
Led MU in Points	1	2
Led MU in Rebounds	1	2
Led MU in Assists	1	4
20+ Points	1	2
10+ Points	5	13
10+ Rebounds	0	0
5+ Assists	0	1
Double-Doubles	0	0

2025-26 GAME-BY-GAME STATISTICS

Opponent	GS	Min	FG	FGA	3FG	3FGA	FT	FTA	OFF	DEF	REB	PF	AST	TO	STL	BLK	PTS
at Howard																	
SEMO																	
VMI																	
MINNESOTA																	
PRAIRIE VIEW A&M																	
SOUTH DAKOTA																	
SOUTH CAROLINA STATE																	
CLEVELAND STATE																	
at Notre Dame																	
at Kansas																	
ALABAMA STATE																	
BETHUNE-COOKMAN																	
vs. Illinois																	
FLORIDA	19	3	5	2	4		2	4	1	4	5	1	0	0	1	0	10
at Kentucky	27	2	5	1	4		0	0	1	4	5	3	3	1	4	1	5
at Ole Miss	26	4	11	2	8		0	0	1	1	2	1	2	1	0	2	10
AUBURN	27	6	8	5	7		1	1	0	3	3	2	3	2	2	0	18
at LSU	24	3	4	2	3		1	1	0	3	3	4	0	0	1	0	9
GEORGIA	19	3	8	1	3		1	1	1	2	3	1	0	1	0	0	8
OKLAHOMA	20	1	6	1	3		1	3	2	0	2	3	1	2	0	0	4
at Alabama	16	1	5	0	4		2	2	2	3	5	2	0	1	0	0	4
MISSISSIPPI STATE	* 30	5	8	3	6		0	0	2	1	3	2	1	0	2	1	13
at South Carolina	* 33	3	9	1	5		1	2	2	3	5	3	1	1	0	0	8
at Texas A&M	* 33	10	15	3	6		0	0	4	5	9	1	2	1	0	0	23
TEXAS	* 32	1	4	0	1		2	2	0	4	4	1	2	0	0	1	4
VANDERBILT																	
at Arkansas																	
TENNESSEE																	
at Mississippi State																	
at Oklahoma																	
ARKANSAS																	



12 SEBASTIAN MACK



@S_mack1121



@_bazmack_

Junior | Guard | 6-3 | 195 | Chicago, Ill. | UCLA

CAREER STATISTICS

Season	TM	GP-GS	Min/Avg	FG	FGA	FG%	3PM	3PA	3P%	FTM	FTA	FT%	O	D	REB	AVG	PF	FO	AST	TO	BLK	STL	PTS	AVG
23-24	UCLA	33-30	882/26.7	123	318	38.7	28	99	28.3	125	172	72.7	21	97	118	3.6	77	0	52	52	2	44	399	12.1
24-25	UCLA	34- 1	713/21.0	101	237	42.6	22	70	31.4	101	136	74.3	10	62	72	2.1	59	2	59	47	1	31	325	9.6
25-26	MIZ	18- 9	294/16.3	48	118	40.7	9	33	27.3	21	31	67.7	5	18	23	1.3	24	0	11	19	1	16	126	7.0
TOTAL		85-40	1889/22.2	272	673	40.4	59	202	29.2	247	339	72.9	36	177	213	2.5	160	2	122	118	4	91	850	10.0

CAREER HONORS

- 2023-24 All-Pac 12 Freshman Team

2025-26 NOTES

- Scored a season-best 17 points versus No. 20 Illinois, including sinking all three of his 3-point attempts (Dec. 22).
- Averaged 10.8 points in two seasons with UCLA.
- Led the Bruins in free throws in both of his seasons, making 125 in 2023-24 and 101 in 2024-25.

PERSONAL

BIRTHDAY

February 13, 2004

CAREER AMBITIONS

Sports broadcasting or personal finance

SEASON & CAREER BESTS

POINTS

S: 17, vs. Illinois, 12/22/25

C: 27, vs. Cal State Northridge, 12/19/23

REBOUNDS

S: 4, vs. Cleveland State, 11/28/25

C: 7, 2x (last vs. Michigan, 1/7/25)

ASSISTS

S: 2, 3x (last vs. SCSU, 11/25/25)

C: 6, at Nebraska, 1/4/25

BLOCKED SHOTS

S: 1, vs. Minnesota, 11/12/25

C: 1, 4x (last vs. Minnesota, 11/12/25)

STEALS

S: 4, vs. Cleveland State, 11/28/25

C: 5, vs. Chaminade, 11/21/23

MINUTES

S: 30, vs. VMI, 11/9/25

C: 39, vs. Maryland, 12/22/23

FIELD GOALS MADE

S: 6, 2x (last vs. Illinois, 12/22/25)

C: 7, 4x (last vs. Colorado, 2/15/24)

3-POINT FIELD GOALS MADE

S: 3, vs. Illinois, 12/22/25

C: 4, at Stanford, 2/7/24

FREE THROWS MADE

S: 5, vs. South Carolina St, 11/25/25

C: 15, vs. Idaho State, 11/20/24

MISCELLANEOUS

	SEASON	CAREER
Led MU in Points	1	1
Led MU in Rebounds	0	0
Led MU in Assists	0	0
20+ Points	0	7
10+ Points	8	45
10+ Rebounds	0	0
5+ Assists	0	3
Double-Doubles	0	0

2025-26 GAME-BY-GAME STATISTICS

Opponent	GS	Min	FG	FGA	3FG	3FGA	FT	FTA	OFF	DEF	REB	PF	AST	TO	STL	BLK	PTS
at Howard	*	19	4	11	0	3	1	4	0	1	1	1	2	0	1	0	9
SEMO	*	19	5	9	0	1	1	1	0	1	1	0	0	0	0	0	11
VMI	*	30	5	13	0	2	4	6	2	1	3	3	2	1	2	0	14
MINNESOTA	*	21	5	8	2	3	2	2	0	0	0	2	1	2	1	1	14
PRAIRIE VIEW A&M	*	25	1	7	0	1	0	0	0	3	3	1	0	2	1	0	2
SOUTH DAKOTA	*	21	6	11	0	1	1	2	0	1	1	3	0	1	1	0	13
SOUTH CAROLINA STATE	*	29	3	10	1	4	5	6	0	2	2	4	2	3	1	0	12
CLEVELAND STATE	*	25	4	10	2	7	0	0	1	3	4	0	1	3	4	0	10
at Notre Dame	*	6	1	4	0	2	0	0	0	1	1	0	0	1	1	0	2
at Kansas		11	1	3	0	0	1	2	1	1	2	0	0	0	1	0	3
ALABAMA STATE		16	4	7	1	2	1	2	0	0	0	2	1	2	1	0	10
BETHUNE-COOKMAN		18	0	2	0	1	1	2	0	0	0	2	0	2	1	0	1
vs. Illinois		26	6	11	3	3	2	2	0	2	2	2	0	0	1	0	17
FLORIDA		6	0	0	0	0	0	0	0	0	0	1	0	1	0	0	0
at Kentucky																	
at Ole Miss																	
AUBURN																	
at LSU		2	0	0	0	0	0	0	0	0	0	0	0	0	0	0	0
GEORGIA		5	0	3	0	2	0	0	0	1	1	0	1	1	0	0	0
OKLAHOMA		4	1	2	0	0	2	2	0	0	0	1	0	0	0	0	4
at Alabama		11	2	7	0	1	0	0	1	1	2	2	1	0	0	0	4
MISSISSIPPI STATE																	
at South Carolina																	
at Texas A&M																	
TEXAS																	
VANDERBILT																	
at Arkansas																	
TENNESSEE																	
at Mississippi State																	
at Oklahoma																	
ARKANSAS																	



14 JEVON PORTER

Senior | Forward | 6-11 | 230 | Columbia, Mo. | Loyola Marymount

CAREER STATISTICS

Season	TM	GP-GS	Min/Avg	FG	FGA	FG%	3PM	3PA	3P%	FTM	FTA	FT%	O	D	REB	AVG	PF	FO	AST	TO	BLK	STL	PTS	AVG
22-23	PEP	31-31	879/28.4	141	291	48.5	34	97	35.1	60	85	70.6	69	153	222	7.2	99	6	27	57	27	29	376	12.1
23-24	PEP	21-18	661/31.5	121	285	42.5	28	94	29.8	71	92	77.2	54	70	124	5.9	49	0	35	36	21	16	341	16.2
24-25	LMU	31-30	958/30.9	137	348	39.4	48	152	31.6	64	94	68.1	62	160	222	7.2	94	4	59	58	35	25	386	12.5
25-26	MIZ	12-10	210/17.5	28	57	49.1	7	28	25.0	11	17	64.7	18	30	48	4.0	17	0	19	8	2	9	74	6.2
TOTAL		95-89	2709/28.5	427	981	43.5	117	371	31.5	206	288	71.5	203	413	616	6.5	259	10	140	159	85	79	1177	12.4

2025-26 NOTES

- Missed Mizzou's last 13 games with a leg injury.
- Recorded his first double-double as a Tiger versus South Dakota, totaling 19 points and 12 rebounds. Also made all nine of his field goals, becoming the first Tiger to shoot 100 percent with a double-double in 14 seasons (Nov. 20).
- One of 11 players nationally to total at least 350 points, 200 rebounds, 40 made 3-pointers and 35 blocks last season.
- Brother of current Brooklyn Nets player and former Mizzou standout, Michael Porter Jr.

PERSONAL

BIRTHDAY

June 27, 2003

CAREER AMBITIONS

Artist using a variety of visual media

SEASON & CAREER BESTS

POINTS

S: 19, vs. South Dakota, 11/20/25

C: 30, vs. BYU, 2/9/23

REBOUNDS

S: 12, vs. South Dakota, 11/20/25

C: 14, vs. George Washington, 12/23/22

ASSISTS

S: 4, vs. South Carolina St, 11/25/25

C: 9, vs. Prairie View A&M, 12/14/24

BLOCKED SHOTS

S: 1, vs. VMI, 11/9/25

C: 4, 2x (last vs. Wyoming, 11/27/24)

STEALS

S: 2, 4x (last at Kansas, 12/7/25)

C: 5, 2x (last at Gonzaga, 1/4/24)

MINUTES

S: 28, at Howard, 11/3/25

C: 42, vs. Portland, 2/4/23

FIELD GOALS MADE

S: 9, vs. South Dakota, 11/20/25

C: 11, 2x (last vs. Wyoming, 11/27/24)

3-POINT FIELD GOALS MADE

S: 2, 2x (last vs. SCSU, 11/25/25)

C: 6, vs. Wyoming, 11/27/24

FREE THROWS MADE

S: 4, vs. Prairie View A&M, 11/17/25

C: 10, vs. Pacific, 3/7/24

MISCELLANEOUS

	SEASON	CAREER
Led MU in Points	0	0
Led MU in Rebounds	1	1
Led MU in Assists	0	0
30+ Points	0	1
20+ Points	0	14
10+ Points	2	61
10+ Rebounds	1	20
5+ Assists	0	3
Double-Doubles	1	18

2025-26 GAME-BY-GAME STATISTICS

Opponent	GS	Min	FG	FGA	3FG	3FGA	FT	FTA	OFF	DEF	REB	PF	AST	TO	STL	BLK	PTS
at Howard	*	28	2	4	1	2	2	2	4	2	6	1	1	0	0	0	7
SEMO	*	19	1	2	0	0	1	2	0	2	2	3	2	2	1	0	3
VMI	*	25	3	6	0	3	2	4	4	5	9	4	1	3	0	1	8
MINNESOTA	*	11	0	1	0	1	0	0	0	0	0	0	1	0	0	0	0
PRAIRIE VIEW A&M	*	17	3	7	2	6	4	4	0	2	2	2	3	0	2	0	12
SOUTH DAKOTA	*	24	9	9	0	0	1	1	4	8	12	3	1	2	2	0	19
SOUTH CAROLINA STATE	*	22	2	6	2	5	0	0	0	5	5	2	4	0	0	0	6
CLEVELAND STATE	*	18	4	10	1	5	0	0	2	4	6	1	2	1	2	0	9
at Notre Dame	*	12	0	2	0	1	0	2	1	2	3	1	2	0	0	0	0
at Kansas	*	16	1	5	1	4	1	2	3	0	3	0	1	0	2	1	4
ALABAMA STATE		1	0	0	0	0	0	0	0	0	0	0	0	0	0	0	0
BETHUNE-COOKMAN		16	3	5	0	1	0	0	0	0	0	0	1	0	0	0	6
vs. Illinois																	Did Not Play
FLORIDA																	Did Not Play
at Kentucky																	Did Not Play
at Ole Miss																	Did Not Play
AUBURN																	Did Not Play
at LSU																	Did Not Play
GEORGIA																	Did Not Play
OKLAHOMA																	Did Not Play
at Alabama																	Did Not Play
MISSISSIPPI STATE																	Did Not Play
at South Carolina																	Did Not Play
at Texas A&M																	Did Not Play
TEXAS																	Did Not Play
VANDERBILT																	
at Arkansas																	
TENNESSEE																	
at Mississippi State																	
at Oklahoma																	
ARKANSAS																	



15 SHAWN PHILLIPS JR.

@theeshawnphillips

Senior | Center | 7-0 | 245 | Dayton, Ohio | Arizona State

CAREER STATISTICS

Season	TM	GP-GS	Min/Avg	FG	FGA	FG%	3PM	3PA	3P%	FTM	FTA	FT%	O	D	REB	AVG	PF	FO	AST	TO	BLK	STL	PTS	AVG
22-23	LSU	20-0	147/7.4	10	22	45.5	0	0	0.0	7	13	53.8	18	25	43	2.2	27	0	4	6	7	4	27	1.4
23-24	ASU	24-12	346/14.4	57	103	55.3	0	0	0.0	17	35	48.6	26	53	79	3.3	68	3	9	28	26	9	131	5.5
24-25	ASU	31-12	558/18.0	67	117	57.3	0	0	0.0	33	55	60.0	47	114	161	5.2	92	4	18	42	34	6	167	5.4
25-26	MIZ	23-23	449/19.5	75	110	68.2	0	0	0.0	26	55	47.3	38	81	119	5.2	66	1	16	46	34	4	176	7.7
TOTAL		98-47	1500/15.3	209	352	59.4	0	0	0.0	83	158	52.5	129	273	402	4.1	253	8	47	122	101	23	501	5.1

2025-26 NOTES

- Leads the Tigers, ranks sixth in the SEC and 84th nationally with 1.48 blocks per game.
- Ranks second in school history with a field goal percentage of 68.2.
- Keyed Mizzou's win at Texas A&M last Wednesday – scoring the game-winning basket with 17.9 seconds remaining before adding the game-winning block on the other end. Overall, finished with 12 points, eight rebounds and two blocks (Feb. 11)
- Tallied a double-double in Mizzou's season-opening win – recording a team-best and career-high 16 points to go with 11 boards. He is the first Tiger to collect a double-double in his Mizzou debut since Ronnie DeGray in 2021 (Nov. 3).
- Started 12 of the final 13 games at Arizona State in 2024-25, tallying 7.8 points, 7.0 rebounds and 1.8 blocks per game.

2025-26 GAME-BY-GAME STATISTICS

Opponent	GS	Min	FG	FGA	3FG	3FGA	FT	FTA	OFF	DEF	REB	PF	AST	TO	STL	BLK	PTS
at Howard	*	20	8	9	0	0	0	2	2	9	11	3	0	6	0	0	16
SEMO	*	21	3	5	0	0	1	4	1	4	5	3	2	4	2	3	7
VMI	Did Not Play																
MINNESOTA	*	13	0	1	0	0	0	0	0	1	1	3	1	1	0	1	0
PRAIRIE VIEW A&M	*	19	5	10	0	0	2	4	3	10	13	1	1	2	0	0	12
SOUTH DAKOTA	Did Not Play																
SOUTH CAROLINA STATE	*	15	7	8	0	0	3	5	5	3	8	1	1	2	0	2	17
CLEVELAND STATE	*	16	2	2	0	0	2	2	1	4	5	3	3	1	1	3	6
at Notre Dame	*	24	3	5	0	0	0	1	0	2	2	3	0	1	0	0	6
at Kansas	*	20	3	6	0	0	1	2	1	3	4	3	1	2	0	2	7
ALABAMA STATE	*	22	3	3	0	0	1	2	1	4	5	3	1	1	0	3	7
BETHUNE-COOKMAN	*	17	2	4	0	0	0	0	1	3	4	1	0	3	0	3	4
vs. Illinois	*	17	3	4	0	0	0	0	1	0	1	2	0	2	0	0	6
FLORIDA	*	20	1	3	0	0	2	5	0	3	3	4	1	2	0	0	4
at Kentucky	*	22	4	5	0	0	0	0	0	1	1	4	1	2	0	2	8
at Ole Miss	*	28	6	7	0	0	0	3	1	5	6	2	0	3	1	2	12
AUBURN	*	19	1	2	0	0	0	0	1	2	3	4	0	1	0	2	2
at LSU	*	21	2	3	0	0	6	8	2	3	5	2	0	1	0	1	10
GEORGIA	*	18	4	5	0	0	1	1	2	0	2	5	0	1	0	1	9
OKLAHOMA	*	27	2	3	0	0	1	3	4	5	9	4	0	2	0	3	5
at Alabama	*	24	5	6	0	0	0	2	4	4	8	2	0	2	0	0	10
MISSISSIPPI STATE	*	16	3	4	0	0	0	0	0	6	6	2	1	1	0	1	6
at South Carolina	*	14	1	3	0	0	2	4	4	3	7	4	2	2	0	2	5
at Texas A&M	*	20	6	11	0	0	0	3	4	4	8	3	1	3	0	2	12
TEXAS	*	18	1	1	0	0	3	4	0	2	2	4	0	1	0	1	5
VANDERBILT																	
at Arkansas																	
TENNESSEE																	
at Mississippi State																	
at Oklahoma																	
ARKANSAS																	

PERSONAL

BIRTHDAY

April 13, 2004

SEASON & CAREER BESTS

POINTS

S: 17, vs. South Carolina St, 11/25/25
C: 17, vs. South Carolina St, 11/25/25

REBOUNDS

S: 13, vs. Prairie View A&M, 11/17/25
C: 14, vs. Kansas State, 3/11/25

ASSISTS

S: 3, vs. Cleveland State, 11/28/25
C: 3, 3x (last vs. Cleveland St, 11/28/25)

BLOCKED SHOTS

S: 3, 5x (last vs. Oklahoma, 1/24/26)
C: 4, vs Iowa State, 1/25/25

STEALS

S: 2, vs. SEMO, 11/7/25
C: 2, vs. SEMO, 11/7/25

MINUTES

S: 28, at Ole Miss, 1/10/26
C: 36, vs. BYU, 2/26/25

FIELD GOALS MADE

S: 8, at Howard, 11/3/25
C: 8, at Howard, 11/3/25

3-POINT FIELD GOALS MADE

S: n/a
C: n/a

FREE THROWS MADE

S: 6, at LSU, 1/17/26
C: 6, at LSU, 1/17/26

MISCELLANEOUS

	SEASON	CAREER
Led MU in Points	2	2
Led MU in Rebounds	7	7
Led MU in Assists	0	0
20+ Points	0	0
10+ Points	7	17
10+ Rebounds	2	5
5+ Assists	0	0
Double-Doubles	2	5



17 JAYDEN STONE

@JaydenSballin
 @jayshawncstone

Graduate | Guard | 6-4 | 185 | Perth, Australia | West Virginia

CAREER STATISTICS

Season	TM	GP-GS	Min/Avg	FG	FGA	FG%	3PM	3PA	3P%	FTM	FTA	FT%	O	D	REB	AVG	PF	FO	AST	TO	BLK	STL	PTS	AVG
20-21	GCU	15- 0	199/13.3	19	56	33.9	9	31	29.0	10	10	100.0	2	15	17	1.1	9	0	19	10	0	9	57	3.8
21-22	GCU	15- 0	128/8.5	14	28	50.0	4	12	33.3	13	18	72.2	7	17	24	1.6	8	0	6	6	0	2	45	3.0
22-23	UDM	13-13	408/31.4	62	126	49.2	27	52	51.9	30	35	85.7	9	60	69	5.3	20	0	28	16	1	8	181	13.9
23-24	UDM	26-25	934/35.9	188	445	42.2	62	199	31.2	104	131	79.4	23	122	145	5.6	45	0	69	66	7	40	542	20.8
25-26	MIZ	18-12	546/30.3	89	171	52.0	36	91	39.6	54	69	78.3	14	76	90	5.0	29	0	39	17	4	18	268	14.9
TOTAL		87-50	2215/25.5	372	826	45.0	138	385	35.8	211	263	80.2	55	290	345	4.0	111	0	161	115	12	77	1093	12.6

2025-26 NOTES

- Ranks second on the team in scoring, third in rebounding and fourth in assists.
- Missed seven games from Nov. 25 to Dec. 22 with a hand injury.
- Returned to the lineup on Jan. 3 and is averaging 15.7 points and 5.3 rebounds in his 12 games back.
- Scored his 1,000th career point versus Georgia (Jan. 20).
- Also missed the 2024-25 season with West Virginia due to an injury.
- Tallied double figures in the first six games of the season – the first Tiger to do so in his first six career games at Mizzou since Jordan Clarkson in 2013-14.
- Ranked 22nd nationally in scoring during the 2023-24 campaign, averaging 20.8 points per game with Detroit Mercy.

PERSONAL

BIRTHDAY

November 10, 2000

CAREER AMBITIONS

Psychology field

SEASON & CAREER BESTS

POINTS

S: 22, 2x (last at S Carolina, 2/7/26)

C: 36, at Robert Morris, 1/17/24

REBOUNDS

S: 8, 2x (last at Alabama, 1/27/26)

C: 12, vs. Rochester Christian, 11/8/22

ASSISTS

S: 6, vs. Georgia, 1/20/26

C: 10, at Milwaukee, 1/25/24

BLOCKED SHOTS

S: 1, 3x (last at LSU, 1/17/26)

C: 2, at Northern Kentucky, 2/10/24

STEALS

S: 3, vs. Georgia, 1/20/26

C: 6, vs. Ball State, 12/6/23

MINUTES

S: 41, vs. Oklahoma, 1/24/26

C: 49, at Robert Morris, 1/17/24

FIELD GOALS MADE

S: 7, 5x (last at S Carolina, 2/7/26)

C: 12, 2x (last at Robert Morris, 1/17/24)

3-POINT FIELD GOALS MADE

S: 3, 5x (last at S Carolina, 2/7/26)

C: 6, at Northern Kentucky, 1/8/23

FREE THROWS MADE

S: 6, vs. Auburn, 1/14/26

C: 8, 5x (last vs PFW, 2/17/24)

MISCELLANEOUS

	SEASON	CAREER
Led MU in Points	4	4
Led MU in Rebounds	5	5
Led MU in Assists	2	2
30+ Points	0	3
20+ Points	5	25
10+ Points	16	48
10+ Rebounds	0	2
5+ Assists	3	6
Double-Doubles	0	3

2025-26 GAME-BY-GAME STATISTICS

Opponent	GS	Min	FG	FGA	3FG	3FGA	FT	FTA	OFF	DEF	REB	PF	AST	TO	STL	BLK	PTS
at Howard		27	5	7	3	4	0	0	0	5	5	1	3	3	1	0	13
SEMO		27	5	9	3	7	1	2	1	1	2	2	2	1	0	1	14
VMI		22	7	10	0	2	2	2	3	4	7	2	5	1	1	0	16
MINNESOTA		23	4	7	1	4	4	5	0	3	3	1	0	0	2	0	13
PRAIRIE VIEW A&M		28	5	8	2	4	0	0	1	3	4	2	5	1	1	0	12
SOUTH DAKOTA		24	3	5	1	3	5	6	0	6	6	0	1	1	2	0	12
SOUTH CAROLINA STATE																	
CLEVELAND STATE																	
at Notre Dame																	
at Kansas																	
ALABAMA STATE																	
BETHUNE-COOKMAN																	
vs. Illinois																	
FLORIDA	*	28	3	8	2	6	1	4	0	6	6	3	2	0	1	0	9
at Kentucky	*	27	6	10	3	6	5	7	0	7	7	0	1	1	0	0	20
at Ole Miss	*	31	4	6	3	5	5	7	1	3	4	3	4	1	1	0	16
AUBURN	*	35	7	10	2	5	6	6	0	6	6	2	3	0	2	1	22
at LSU	*	36	7	14	3	7	3	3	1	3	4	3	0	0	0	1	20
GEORGIA	*	26	5	14	2	6	1	2	3	5	8	2	6	1	3	1	13
OKLAHOMA	*	41	7	16	2	8	4	5	1	6	7	1	0	0	0	0	20
at Alabama	*	28	3	10	2	4	0	0	1	7	8	3	1	1	1	0	8
MISSISSIPPI STATE	*	33	3	8	1	5	4	5	0	2	2	2	3	0	0	0	11
at South Carolina	*	37	7	9	3	4	5	6	1	2	3	0	2	1	2	0	22
at Texas A&M	*	29	4	11	1	7	2	2	0	3	3	1	1	1	0	0	11
TEXAS	*	34	4	9	2	4	6	7	1	4	5	1	0	4	1	0	16
VANDERBILT																	
at Arkansas																	
TENNESSEE																	
at Mississippi State																	
at Oklahoma																	
ARKANSAS																	



24 NICHOLAS RANDALL

@24_butta

@24_.butta

Freshman | Guard / Forward | 6-9 | 240 | St. Louis, Mo. | AZ Compass Prep

CAREER STATISTICS

Season	TM	GP-GS	Min/Avg	FG	FGA	FG%	3PM	3PA	3P%	FTM	FTA	FT%	O	D	REB	AVG	PF	FO	AST	TO	BLK	STL	PTS	AVG
25-26	MIZ	19-0	113/6.0	5	18	27.8	0	4	0.0	5	10	50.0	6	14	20	1.1	20	1	3	7	3	4	15	0.8

2025-26 NOTES

- One of two freshmen on the roster in 2025-26.
- Ranked as high as the nation's No. 78 player by ESPN.

PERSONAL

BIRTHDAY

December 29, 2006

CAREER AMBITIONS

Stay in basketball, possibly as a coach or broadcaster

CAREER BESTS

POINTS

5, vs. Texas, 2/14/26

REBOUNDS

4, 2x (last at Ole Miss, 1/10/26)

ASSISTS

1, 3x (last vs. Oklahoma, 1/24/26)

BLOCKED SHOTS

1, 3x (last vs. Mississippi St, 1/31/26)

STEALS

1, 4x (last at Kentucky, 1/7/26)

MINUTES

13, vs. Illinois, 12/22/25

FIELD GOALS MADE

2, vs. Texas, 2/14/26

3-POINT FIELD GOALS MADE

n/a

FREE THROWS MADE

1, 5x (last vs. Texas, 2/14/26)

MISCELLANEOUS

	SEASON	CAREER
Led MU in Points	0	0
Led MU in Rebounds	0	0
Led MU in Assists	0	0
20+ Points	0	0
10+ Points	0	0
10+ Rebounds	0	0
5+ Assists	0	0
Double-Doubles	0	0

2025-26 GAME-BY-GAME STATISTICS

Opponent	GS	Min	FG	FGA	3FG	3FGA	FT	FTA	OFF	DEF	REB	PF	AST	TO	STL	BLK	PTS
at Howard																	
SEMO																	
VMI	6	1	1	0	0	0	1	1	0	1	1	0	0	0	1	0	3
MINNESOTA	6	0	0	0	0	0	0	0	1	0	1	1	0	0	0	0	0
PRAIRIE VIEW A&M	4	0	0	0	0	0	0	0	0	0	0	5	1	2	1	0	0
SOUTH DAKOTA	7	1	1	0	0	0	0	0	0	1	1	0	0	0	0	0	2
SOUTH CAROLINA STATE	5	1	1	0	0	0	0	0	1	0	1	0	1	0	0	0	2
CLEVELAND STATE	3	0	1	0	1	1	2	0	0	0	0	0	0	0	0	0	1
at Notre Dame																	
at Kansas	7	0	0	0	0	0	0	0	0	0	0	1	0	0	1	0	0
ALABAMA STATE																	
BETHUNE-COOKMAN	3	0	0	0	0	0	0	0	0	1	1	1	0	1	0	1	0
vs. Illinois	13	0	1	0	1	0	0	1	1	1	2	0	0	1	0	0	0
FLORIDA	6	0	1	0	0	0	0	0	1	1	2	0	0	0	0	0	0
at Kentucky	11	0	1	0	0	0	0	0	0	4	4	3	0	1	1	0	0
at Ole Miss	4	0	1	0	1	0	0	0	1	3	4	0	0	0	0	0	0
AUBURN	4	0	1	0	0	0	0	0	0	0	0	0	0	1	0	0	0
at LSU	4	0	1	0	0	0	0	0	0	0	0	0	0	0	0	0	0
GEORGIA																	
OKLAHOMA	6	0	1	0	0	0	1	2	0	0	0	2	1	1	0	0	1
at Alabama	8	0	2	0	1	1	2	0	1	1	1	1	0	0	0	1	1
MISSISSIPPI STATE	6	0	1	0	0	0	0	0	0	1	1	0	0	0	0	1	0
at South Carolina	2	0	0	0	0	0	0	0	0	0	0	3	0	0	0	0	0
at Texas A&M																	
TEXAS	10	2	4	0	0	0	1	2	1	0	1	3	0	0	0	0	5
VANDERBILT																	
at Arkansas																	
TENNESSEE																	
at Mississippi State																	
at Oklahoma																	
ARKANSAS																	



25 MARK MITCHELL



@Mark_mitchell25



@mark.mitchell25

Senior | Guard / Forward | 6-9 | 230 | Kansas City, Kan. | Duke

CAREER STATISTICS

Season	TM	GP-GS	Min/Avg	FG	FGA	FG%	3PM	3PA	3P%	FTM	FTA	FT%	O	D	REB	AVG	PF	FO	AST	TO	BLK	STL	PTS	AVG
22-23	DUKE	35-35	948/27.1	114	243	46.9	19	54	35.2	71	93	76.3	47	111	158	4.5	35	0	42	46	18	22	318	9.1
23-24	DUKE	33-32	945/28.6	136	252	54.0	11	40	27.5	99	159	62.3	74	123	197	6.0	54	1	36	38	24	26	382	11.6
24-25	MIZ	33-33	917/27.8	152	301	50.5	13	50	26.0	142	212	67.0	47	107	154	4.7	54	0	64	53	25	32	459	13.9
25-26	MIZ	25-25	821/32.9	146	271	53.9	10	36	27.8	127	195	65.1	48	93	141	5.6	32	0	86	47	12	18	429	17.2
TOTAL		126-125	3631/28.8	548	1067	51.4	53	180	29.4	439	659	66.6	216	434	650	5.2	175	1	228	184	79	98	1588	12.6

CAREER HONORS

- 2025-26 Oscar Robertson Trophy Preseason Watch List
- 2025-26 Preseason All-SEC Second Team (Media & Coaches)
- 2024-25 NABC All-Central District Second Team
- 2024-25 All-SEC Second Team (Media)
- 2024-25 All-SEC Third Team (Coaches)

2025-26 NOTES

- Team captain.
- Named to the Oscar Robertson Trophy Preseason Watch List and Preseason All-SEC Second Team.
- Leads Mizzou in scoring, rebounding and assists – aiming to be the second Tiger in school history to lead MU in all three.
- One of eight players nationally with 425 points, 140 rebounds and 85 assists.
- Ranked 20th nationally with 195 free-throw attempts in 2025-26.
- After missing first nine 3-pointers of the year, shooting 37.0 percent since (10-of-27).
- Tallied his second double-double – including a game-winning triple as time expired – with 25 points and 10 rebounds against Oklahoma (Jan. 24).
- Became the first Tiger to record 20 points, eight rebounds and seven assists (a new career high) in a game in 14 years when he did so at Ole Miss (Jan. 10).
- Led Mizzou with 13.9 points in 2024-25 – his 13.9 average is the highest by a returning Tiger since 2011-12.

2025-26 GAME-BY-GAME STATISTICS

Opponent	GS	Min	FG	FGA	3FG	3FGA	FT	FTA	OFF	DEF	REB	PF	AST	TO	STL	BLK	PTS
at Howard	*	25	4	6	0	0	1	4	4	2	6	4	2	1	1	0	9
SEMO	*	31	12	14	0	0	5	11	2	3	5	1	3	6	1	1	29
VMI	*	33	7	13	0	1	10	13	1	9	10	1	3	2	1	1	24
MINNESOTA	*	36	6	11	0	3	6	8	0	6	6	1	6	3	0	0	18
PRAIRIE VIEW A&M	*	27	3	5	0	0	4	5	3	2	5	1	2	2	0	1	10
SOUTH DAKOTA	*	28	7	12	0	0	8	11	2	3	5	1	2	4	1	0	22
SOUTH CAROLINA STATE	*	26	5	8	0	1	5	6	4	3	7	0	6	1	0	0	15
CLEVELAND STATE	*	30	3	4	0	1	4	4	2	4	6	1	4	1	0	0	10
at Notre Dame	*	38	8	17	1	4	9	11	0	5	5	2	1	3	2	1	26
vs. Kansas	*	32	7	15	1	3	6	11	3	4	7	1	1	3	0	0	21
ALABAMA STATE	*	35	6	10	0	0	3	4	0	4	4	0	3	3	0	0	15
BETHUNE-COOKMAN	*	28	8	12	1	2	2	3	4	3	7	1	3	2	4	0	19
vs. Illinois	*	27	2	6	0	2	1	2	1	1	2	1	2	0	1	1	5
FLORIDA	*	36	5	14	1	3	3	5	1	0	1	3	3	1	0	2	14
at Kentucky	*	36	7	15	1	1	6	7	0	1	1	1	4	1	0	0	21
at Ole Miss	*	35	7	9	1	1	5	8	2	6	8	0	7	3	0	1	20
AUBURN	*	37	7	13	0	1	6	14	1	4	5	1	5	2	1	1	20
at LSU	*	26	3	6	0	1	7	10	1	4	5	4	0	2	1	1	13
GEORGIA	*	36	7	15	1	2	3	3	0	5	5	2	3	2	2	0	18
OKLAHOMA	*	42	7	14	1	2	10	12	5	5	10	0	4	0	0	0	25
at Alabama	*	30	5	11	0	2	1	8	1	4	5	1	4	1	1	0	11
MISSISSIPPI STATE	*	36	5	14	1	4	8	12	3	4	7	1	4	1	0	1	19
at South Carolina	*	36	7	11	1	2	5	9	4	7	11	2	5	1	1	1	20
at Texas A&M	*	38	3	7	0	0	3	4	3	1	4	1	8	1	1	0	9
TEXAS	*	39	5	9	0	0	6	10	1	3	4	1	1	1	0	0	16
VANDERBILT																	
at Arkansas																	
TENNESSEE																	
at Mississippi State																	
at Oklahoma																	
ARKANSAS																	

PERSONAL

BIRTHDAY

September 1, 2003

CAREER AMBITIONS

Sports Agent

SEASON & CAREER BESTS

POINTS

S: 29, vs. SEMO, 11/7/25

C: 31, vs. Alabama, 2/19/25

REBOUNDS

S: 11, at South Carolina, 2/7/26

C: 14, at Notre Dame, 1/6/24

ASSISTS

S: 8, at Texas A&M, 2/11/26

C: 8, at Texas A&M, 2/11/26

BLOCKED SHOTS

S: 2, vs. Florida, 1/3/26

C: 3, 4x (last vs. Jax State, 12/17/24)

STEALS

S: 4, vs. Bethune-Cookman, 12/14/25

C: 5, vs. MVSU, 11/14/24

MINUTES

S: 42, vs. Oklahoma, 1/24/26

C: 42, vs. Oklahoma, 1/24/26

FIELD GOALS MADE

S: 12, vs. SEMO, 11/7/25

C: 12, vs. SEMO, 11/7/25

3-POINT FIELD GOALS MADE

S: 1, 10x (last at S Carolina, 2/7/26)

C: 2, 10x (last vs. Kentucky, 3/8/25)

FREE THROWS MADE

S: 10, 2x (last vs. Oklahoma, 1/24/26)

C: 13, vs. Oklahoma, 2/12/25

MISCELLANEOUS

	SEASON	CAREER
Led MU in Points	12	21
Led MU in Rebounds	8	21
Led MU in Assists	11	16
30+ Points	0	1
20+ Points	10	21
10+ Points	22	82
10+ Rebounds	3	6
5+ Assists	6	9
Double-Doubles	3	6



35 JACOB CREWS

@JacobCrews0

@j_crews35

Graduate | Guard / Forward | 6-8 | 215 | Hilliard, Fla. | UT Martin

CAREER STATISTICS

Season	TM	GP-GS	Min/Avg	FG	FGA	FG%	3PM	3PA	3P%	FTM	FTA	FT%	O	D	REB	AVG	PF	FO	AST	TO	BLK	STL	PTS	AVG
20-21	UNF	22- 3	291/13.2	34	108	31.5	25	83	30.1	7	8	87.5	11	31	42	1.9	16	0	6	13	5	7	100	4.5
21-22	UNF	9- 0	97/10.8	8	36	22.2	6	28	21.4	1	2	50.0	5	11	16	1.8	4	0	5	9	3	1	23	2.6
23-24	UTM	32-32	1066/33.3	206	425	48.5	89	215	41.4	111	136	81.6	65	198	263	8.2	49	0	34	42	15	26	612	19.1
24-25	MIZ	33- 0	426/12.9	65	172	37.8	40	119	33.6	14	19	73.7	24	45	69	2.1	32	0	11	8	3	10	184	5.6
25-26	MIZ	25-11	580/23.2	82	162	50.6	52	111	46.8	40	49	81.6	36	73	109	4.4	43	0	8	18	4	7	256	10.2
TOTAL		121-46	2461/20.3	395	903	43.7	212	556	38.1	163	214	80.8	141	358	499	4.1	144	0	64	90	30	51	1175	9.7

PERSONAL

BIRTHDAY

July 17, 2000

CAREER AMBITIONS

Sales – cars or real estate

SEASON & CAREER BESTS

POINTS

S: 22, at Notre Dame, 12/2/25

C: 35, vs. Little Rock, 1/13/24

REBOUNDS

S: 8, 4x (last at S Carolina, 2/7/26)

C: 17, vs. Brescia, 11/13/23

ASSISTS

S: 2, at LSU, 1/17/26

C: 3, at McNeese State, 12/2/23

BLOCKED SHOTS

S: 1, 4x (last vs. Georgia, 1/20/26)

C: 2, 5x (last vs. Morehead St, 3/8/24)

STEALS

S: 2, vs. South Dakota, 11/20/25

C: 4, vs. North Alabama, 11/22/23

MINUTES

S: 32, vs. Bethune-Cookman, 12/14/25

C: 40, vs. Morehead State, 3/8/24

FIELD GOALS MADE

S: 8, vs. Bethune-Cookman, 12/14/25

C: 11, 2x (last vs. Morehead St, 2/17/24)

3-POINT FIELD GOALS MADE

S: 6, vs. Alabama State, 12/11/25

C: 6, 3x (last vs. Alabama St, 12/11/25)

FREE THROWS MADE

S: 9, vs. Florida, 1/3/26

C: 13, vs. Little Rock, 1/13/24

MISCELLANEOUS

	SEASON	CAREER
Led MU in Points	4	5
Led MU in Rebounds	5	5
Led MU in Assists	0	0
30+ Points	0	4
20+ Points	5	21
10+ Points	13	50
10+ Rebounds	0	9
5+ Assists	0	0
Double-Doubles	0	9

CAREER HONORS

- 2023-24 All-Ohio Valley Conference
- 2023-24 Ohio Valley Conference All-Newcomer Team
- 2023-24 NABC All-District First Team

2025-26 NOTES

- Ranks ninth nationally among players with two made 3-pointers per game with a 3-point percentage of 46.8.
- Currently ranks third in school history with an effective field goal percentage of 66.7.
- His 52 triples are 24 more than he last season through 25 contests (had 28 in 2024-25).
- Tallied 22 points at Notre Dame – his most in a Mizzou uniform (Dec. 2).
- Scored his 1,000th career point versus South Carolina State (Nov. 25).
- Tallied 7.8 points in the final 14 games of the 2024-25 season, shooting 38.9 percent from 3-point range.

2025-26 GAME-BY-GAME STATISTICS

Opponent	GS	Min	FG	FGA	3FG	3FGA	FT	FTA	OFF	DEF	REB	PF	AST	TO	STL	BLK	PTS
at Howard		12	4	7	2	3	0	0	2	1	3	0	0	0	0	1	10
SEMO		19	1	3	1	3	2	2	1	4	5	3	0	0	1	0	5
VMI		14	5	8	2	4	2	3	1	5	6	0	0	0	0	0	14
MINNESOTA		27	5	8	4	6	0	0	0	8	8	1	1	1	0	0	14
PRAIRIE VIEW A&M		24	7	10	4	5	2	3	4	4	8	1	0	1	0	0	20
SOUTH DAKOTA		21	4	7	3	5	4	4	1	1	2	3	1	1	2	0	15
SOUTH CAROLINA STATE		23	2	7	0	5	3	4	1	4	5	2	1	1	1	0	7
CLEVELAND STATE		28	7	15	4	10	2	2	4	4	8	1	0	2	1	1	20
at Notre Dame		31	6	11	5	10	5	6	1	1	2	4	0	1	0	0	22
at Kansas		25	4	10	3	7	0	0	0	1	1	3	0	0	0	0	11
ALABAMA STATE	*	30	7	9	6	8	0	0	2	2	4	0	0	1	0	0	20
BETHUNE-COOKMAN	*	32	8	9	3	4	1	2	2	3	5	2	1	1	1	0	20
vs. Illinois	*	29	1	9	1	4	0	1	2	2	4	3	1	1	0	0	3
FLORIDA	*	29	2	3	0	1	9	10	3	1	4	2	0	0	0	0	13
at Kentucky	*	16	1	3	1	3	0	0	0	1	1	1	0	0	1	1	3
at Ole Miss	*	21	2	6	1	5	0	0	0	4	4	3	1	1	0	0	5
AUBURN	*	16	1	2	1	2	1	2	1	3	4	1	0	0	0	0	4
at LSU	*	30	1	5	1	3	0	0	3	2	5	2	2	1	0	0	3
GEORGIA	*	30	4	8	3	7	0	0	1	4	5	3	0	1	0	1	11
OKLAHOMA	*	21	2	6	2	5	0	0	0	2	2	0	0	1	0	0	6
at Alabama	*	26	1	5	0	2	2	2	3	2	5	2	0	0	0	0	4
MISSISSIPPI STATE		20	3	4	2	3	0	0	2	2	4	3	0	1	0	0	8
at South Carolina		21	1	2	1	1	0	0	1	7	8	0	0	2	0	0	3
at Texas A&M		22	3	3	2	2	3	3	1	4	5	2	0	0	0	0	11
TEXAS		14	0	2	0	2	4	5	0	1	1	1	0	1	0	1	4
VANDERBILT																	
at Arkansas																	
TENNESSEE																	
at Mississippi State																	
at Oklahoma																	
ARKANSAS																	



45 LUKE NORTHWEATHER

@l_northweather
@luke.northweather

Junior | Forward | 6-11 | 235 | Jefferson City, Mo. | Oklahoma

CAREER STATISTICS

Season	TM	GP-GS	Min/Avg	FG	FGA	FG%	3PM	3PA	3P%	FTM	FTA	FT%	O	D	REB	AVG	PF	FO	AST	TO	BLK	STL	PTS	AVG
23-24	OKLA	25-0	214/8.6	17	42	40.5	8	30	26.7	9	11	81.8	11	27	38	1.5	21	0	11	9	8	3	51	2.0
24-25	OKLA	30-0	340/11.3	27	63	42.9	17	50	34.0	10	14	71.4	7	37	44	1.5	34	0	11	3	7	2	81	2.7
25-26	MIZ	19-2	248/13.0	21	45	46.7	13	31	41.9	4	7	57.1	18	30	48	2.5	29	0	11	6	4	5	59	3.1
TOTAL		74-2	802/10.8	65	150	43.3	38	111	34.2	23	32	71.9	36	94	130	1.8	84	0	33	18	19	10	191	2.6

2025-26 NOTES

- Scored in double figures for the first time at Mizzou with 10 points versus Cleveland State (Nov. 28).
- Collected a season-best 10 rebounds in his first career start in Mizzou's versus VMI (Nov. 9).
- Matched career highs with two made 3-pointers and 23 minutes played in the season opener versus Howard (Nov. 3).

PERSONAL

BIRTHDAY

August 28, 2003

CAREER AMBITIONS

Financial advisor or analyst

SEASON & CAREER BESTS

POINTS

S: 10, vs. Cleveland State, 11/28/25
C: 10, 3x (last vs. Cleveland St, 11/28/25)

REBOUNDS

S: 10, vs. VMI, 11/9/25
C: 10, vs. VMI, 11/9/25

ASSISTS

S: 3, vs. VMI, 11/9/25
C: 3, 3x (last vs. VMI, 11/9/25)

BLOCKED SHOTS

S: 1, 3x (last vs. Florida, 1/3/26)
C: 2, 2x (last vs. Arizona, 11/28/24)

STEALS

S: 2, 2x (last vs. VMI, 11/9/25)
C: 2, 2x (last vs. VMI, 11/9/25)

MINUTES

S: 26, vs. VMI, 11/9/25
C: 26, vs. VMI, 11/9/25

FIELD GOALS MADE

S: 4, vs. Cleveland State, 11/28/25
C: 4, 2x (last vs. Cleveland St, 11/28/25)

3-POINT FIELD GOALS MADE

S: 2, 2x (last vs. Minnesota, 11/12/25)
C: 2, 6x (last at Howard, 11/3/25)

FREE THROWS MADE

S: 2, vs. SEMO, 11/7/25
C: 3, at Arkansas, 1/25/25

MISCELLANEOUS

	SEASON	CAREER
Led MU in Points	0	0
Led MU in Rebounds	1	1
Led MU in Assists	0	0
20+ Points	0	0
10+ Points	1	3
10+ Rebounds	1	1
5+ Assists	0	0
Double-Doubles	0	0

2025-26 GAME-BY-GAME STATISTICS

Opponent	GS	Min	FG	FGA	3FG	3FGA	FT	FTA	OFF	DEF	REB	PF	AST	TO	STL	BLK	PTS
at Howard		23	2	5	2	3	1	2	0	5	5	1	2	1	0	1	7
SEMO		19	1	2	1	2	2	2	1	1	2	1	1	1	2	1	5
VMI	*	26	1	4	1	3	0	0	5	5	10	3	3	0	2	0	3
MINNESOTA		21	2	2	2	2	0	0	0	1	1	4	0	0	1	0	6
PRAIRIE VIEW A&M		16	1	2	1	2	1	2	0	6	6	2	1	0	0	0	4
SOUTH DAKOTA	*	20	1	3	1	1	0	0	2	0	2	2	2	1	0	0	3
SOUTH CAROLINA STATE		13	2	2	1	1	0	0	1	1	2	0	0	0	0	0	5
CLEVELAND STATE		15	4	7	2	5	0	0	2	4	6	0	0	1	0	1	10
at Notre Dame		16	0	1	0	1	0	1	1	1	2	2	1	0	0	0	0
at Kansas		13	1	4	1	4	0	0	1	0	1	3	0	0	0	0	3
ALABAMA STATE		21	3	4	0	1	0	0	2	2	4	1	1	1	0	0	6
BETHUNE-COOKMAN		14	3	6	1	4	0	0	0	3	3	3	0	0	0	0	7
vs. Illinois		13	0	0	0	0	0	0	1	1	2	2	0	0	0	0	0
FLORIDA		8	0	1	0	1	0	0	1	0	1	3	0	1	0	1	0
at Kentucky		3	0	0	0	0	0	0	0	0	0	0	0	0	0	0	0
at Ole Miss																	
AUBURN		2	0	2	0	1	0	0	0	0	0	0	0	0	0	0	0
at LSU																	
GEORGIA		2	0	0	0	0	0	0	0	0	0	0	0	0	0	0	0
OKLAHOMA		3	0	0	0	0	0	0	0	0	0	2	0	0	0	0	0
at Alabama		2	0	0	0	0	0	0	1	0	1	0	0	0	0	0	0
MISSISSIPPI STATE																	
at South Carolina																	
at Texas A&M																	
TEXAS																	
VANDERBILT																	
at Arkansas																	
TENNESSEE																	
at Mississippi State																	
at Oklahoma																	
ARKANSAS																	

Game Records

Record	Overall	Home	Away	Neutral
ALL GAMES	17-8	13-2	4-5	0-1
CONFERENCE	7-5	4-2	3-3	0-0
NON-CONFERENCE	10-3	9-0	1-2	0-1

Score by Periods

Team	1st	2nd	OT	TOT
Missouri	966	1028	7	2001
Opponents	872	980	6	1858

Team Box Score

No.	Player				Total		3-Point		F-Throw		Rebounds												
		GP-GS	MIN	AVG	FG-FGA	FG%	3FG-3FGA	3FG%	FT-FTA	FT%	OFF	DEF	TOT	AVG	PF	DQ	A	TO	BLK	STL	PTS	AVG	
25	MITCHELL, Mark	25-25	821:22	32.9	146-271	.539	10-36	.278	127-195	.651	48	93	141	5.6	32	0	86	47	12	18	429	17.2	
17	STONE, Jayden	18-12	546:13	30.3	89-171	.520	36-91	.396	54-69	.783	14	76	90	5.0	29	0	39	17	4	18	268	14.9	
35	CREWS, Jacob	25-11	579:58	23.2	82-162	.506	52-111	.468	40-49	.816	36	73	109	4.4	43	0	8	18	4	7	256	10.2	
11	PIERCE, Trent	12-4	309:19	25.8	42-88	.477	21-54	.389	11-15	.733	16	33	49	4.1	25	0	15	10	5	10	116	9.7	
0	ROBINSON II, Anthony	25-19	682:43	27.3	73-184	.397	21-79	.266	58-89	.652	22	57	79	3.2	75	3	84	43	9	43	225	9.0	
5	BARRETT, T.O.	25-6	538:15	21.5	73-148	.493	7-29	.241	45-55	.818	23	40	63	2.5	56	1	67	46	6	29	198	7.9	
15	PHILLIPS JR., Shawn	23-23	448:47	19.5	75-110	.682	0-0	.000	26-55	.473	38	81	119	5.2	66	1	16	46	34	4	176	7.7	
12	MACK, Sebastian	18-9	293:55	16.3	48-118	.407	9-33	.273	21-31	.677	5	18	23	1.3	24	0	11	19	1	16	126	7.0	
14	PORTER, Jevon	12-10	209:45	17.5	28-57	.491	7-28	.250	11-17	.647	18	30	48	4.0	17	0	19	8	2	9	74	6.2	
45	NORTHWEATHER, Luke	19-2	247:41	13.0	21-45	.467	13-31	.419	4-7	.571	18	30	48	2.5	29	0	11	6	4	5	59	3.1	
6	BOATENG, Annor	15-4	172:48	11.5	14-44	.318	5-20	.250	8-16	.500	6	21	27	1.8	19	0	5	16	3	5	41	2.7	
7	BURNS, Trent	14-0	60:59	4.4	8-16	.500	1-6	.167	1-2	.500	3	11	14	1.0	7	0	2	8	3	0	18	1.3	
24	RANDALL, Nicholas	19-0	113:16	6.0	5-18	.278	0-4	.000	5-10	.500	6	14	20	1.1	20	1	3	7	3	4	15	0.8	
Team											47	39	86					17					
Total		25	5025		704-1432	.492	182-522	.349	411-610	.674	300	616	916	36.6	442	6	366	308	90	168	2001	80.0	
Opponents		25	5025		613-1459	.420	238-660	.361	394-520	.758	271	525	796	31.8	473	9	320	281	76	154	1858	74.3	

Team Statistics

	MO	OPP
Scoring	2001	1858
Points per game	80.0	74.3
Scoring margin	+5.7	-
Field goals-att	704-1432	613-1459
Field goal pct	.492	.420
3 point fg-att	182-522	238-660
3-point FG pct	.349	.361
3-pt FG made per game	7.3	9.5
Free throws-att	411-610	394-520
Free throw pct	.674	.758
F-Throws made per game	16.4	15.8
Rebounds	916	796
Rebounds per game	36.6	31.8
Rebounding margin	+4.8	-
Assists	366	320
Assists per game	14.6	12.8
Turnovers	308	281
Turnovers per game	12.3	11.2
Turnover margin	-1.1	-
Assist/turnover ratio	1.2	1.1
Steals	168	154
Steals per game	6.7	6.2
Blocks	90	76
Blocks per game	3.6	3.0
Winning streak	0	-
Home win streak	0	-
Attendance	150433	89187
Home games-Avg/Game	15-10029	9-9910
Neutral site-Avg/Game	-	1-18505

Team Results

Date	Opponent		Score	Att.
11/03/2025	at Howard	W	88-67	2312
11/07/2025	Southeast Mo. St.	W	89-84	11314
11/09/2025	VMI	W	106-68	7986
11/12/2025	Minnesota	W	83-60	8969
11/17/2025	Prairie View	W	91-73	7595
11/20/2025	South Dakota	W	102-68	8027
11/25/2025	South Carolina St.	W	98-66	7887
11/28/2025	Cleveland St.	W	86-59	9463
12/02/2025	at Notre Dame	L	71-76	4980
12/07/2025	at Kansas	L	60-80	15407
12/11/2025	Alabama St.	W	85-77	7976
12/14/2025	Bethune-Cookman	W	82-60	8049
12/22/2025	vs Illinois	L	48-91	18505
01/03/2026	Florida	W	76-74	12746
01/07/2026	at Kentucky	W	73-68	19085
01/10/2026	at Ole Miss	L	69-76	7859
01/14/2026	Auburn	W	84-74	10916
01/17/2026	at LSU	L	70-78	7816
01/20/2026	Georgia	L	72-74	11065
01/24/2026	Oklahoma	Wot	88-87	10852
01/27/2026	at Alabama	L	64-90	13474
01/31/2026	Mississippi St.	W	84-79	12527
02/07/2026	at South Carolina	W	78-59	10505
02/11/2026	at Texas A&M	W	86-85	7749
02/14/2026	Texas	L	68-85	15061

Game Records

Record	Overall	Home	Away	Neutral
ALL GAMES	7-5	4-2	3-3	0-0
CONFERENCE	7-5	4-2	3-3	0-0
NON-CONFERENCE	0-0	0-0	0-0	0-0

Score by Periods

Team	1st	2nd	OT	TOT
Missouri	412	493	7	912
Opponents	431	492	6	929

Team Box Score

No.	Player				Total		3-Point		F-Throw		Rebounds											
		GP-GS	MIN	AVG	FG-FGA	FG%	3FG-3FGA	3FG%	FT-FTA	FT%	OFF	DEF	TOT	AVG	PF	DQ	A	TO	BLK	STL	PTS	AVG
25	MITCHELL, Mark	12-12	426:11	35.5	68-138	.493	7-19	.368	63-102	.618	22	44	66	5.5	17	0	48	16	7	7	206	17.2
17	STONE, Jayden	12-12	394:57	32.9	60-125	.480	26-67	.388	42-54	.778	9	54	63	5.3	21	0	23	10	3	11	188	15.7
5	BARRETT, T.O.	12-6	304:24	25.4	45-95	.474	5-17	.294	35-43	.814	14	28	42	3.5	26	0	31	27	5	17	130	10.8
11	PIERCE, Trent	12-4	309:19	25.8	42-88	.477	21-54	.389	11-15	.733	16	33	49	4.1	25	0	15	10	5	10	116	9.7
15	PHILLIPS JR., Shawn	12-12	245:54	20.5	36-53	.679	0-0	.000	16-33	.485	22	38	60	5.0	40	1	6	21	17	1	88	7.3
0	ROBINSON II, Anthony	12-6	298:42	24.9	28-81	.346	6-35	.171	21-36	.583	11	22	33	2.8	33	2	40	20	3	13	83	6.9
35	CREWS, Jacob	12-8	263:30	22.0	21-49	.429	14-37	.378	19-22	.864	15	33	48	4.0	20	0	3	8	2	1	75	6.3
12	MACK, Sebastian	5-0	28:32	5.7	3-12	.250	0-3	.000	2-2	1.000	1	2	3	0.6	4	0	2	2	0	0	8	1.6
7	BURNS, Trent	9-0	31:21	3.5	4-9	.444	1-4	.250	0-0	.000	3	5	8	0.9	3	0	0	4	1	0	9	1.0
24	RANDALL, Nicholas	10-0	60:29	6.0	2-13	.154	0-2	.000	3-6	.500	3	10	13	1.3	12	0	1	3	2	1	7	0.7
6	BOATENG, Annor	7-0	42:52	6.1	1-6	.167	0-3	.000	0-4	.000	1	6	7	1.0	5	0	1	6	2	0	2	0.3
45	NORTHWEATHER, Luke	6-0	18:49	3.1	0-3	.000	0-2	.000	0-0	.000	2	0	2	0.3	5	0	0	1	1	0	0	0.0
Team											20	18	38					11				
Total		12	2425		310-672	.461	80-243	.329	212-317	.669	139	293	432	36.0	211	3	170	139	48	61	912	76.0
Opponents		12	2425		302-713	.424	109-309	.353	216-274	.788	140	271	411	34.3	231	3	155	113	39	71	929	77.4

Team Statistics

	MO	OPP
Scoring	912	929
Points per game	76.0	77.4
Scoring margin	-1.4	-
Field goals-att	310-672	302-713
Field goal pct	.461	.424
3 point fg-att	80-243	109-309
3-point FG pct	.329	.353
3-pt FG made per game	6.7	9.1
Free throws-att	212-317	216-274
Free throw pct	.669	.788
F-Throws made per game	17.7	18.0
Rebounds	432	411
Rebounds per game	36.0	34.3
Rebounding margin	+1.8	-
Assists	170	155
Assists per game	14.2	12.9
Turnovers	139	113
Turnovers per game	11.6	9.4
Turnover margin	-2.2	-
Assist/turnover ratio	1.2	1.4
Steals	61	71
Steals per game	5.1	5.9
Blocks	48	39
Blocks per game	4.0	3.3
Winning streak	0	-
Home win streak	0	-
Attendance	73167	66488
Home games-Avg/Game	6-12195	6-11081
Neutral site-Avg/Game	-	0-0

Team Results

Date	Opponent		Score	Att.
01/03/2026	Florida	W	76-74	12746
01/07/2026	at Kentucky	W	73-68	19085
01/10/2026	at Ole Miss	L	69-76	7859
01/14/2026	Auburn	W	84-74	10916
01/17/2026	at LSU	L	70-78	7816
01/20/2026	Georgia	L	72-74	11065
01/24/2026	Oklahoma	Wot	88-87	10852
01/27/2026	at Alabama	L	64-90	13474
01/31/2026	Mississippi St.	W	84-79	12527
02/07/2026	at South Carolina	W	78-59	10505
02/11/2026	at Texas A&M	W	86-85	7749
02/14/2026	Texas	L	68-85	15061

TEAM STATS	POINTS	FG PCT	3PM/G	3FG PCT	FTM/G	FT PCT	REBS	ASSTS	T/O	PTS AGNT	FG PCT D	3P PCT D	BLKS	STLS
	80.0	49.2	7.3	34.8	16.4	67.4	36.6	14.6	12.3	74.3	42.0	36.1	3.6	6.7
SEC RANK	13	3	14	7	13	16	11	8	15	6	5	16	12	9



0 // ANTHONY ROBINSON II // JR

POINTS	ASST	FG PCT	3P PCT	FT PCT
9.0	3.4	39.7	26.6	65.2
CAREER BESTS PTS: 29 • REBS: 11 • ASST: 10 • STL: 6 • BLK: 2				

Team captain • SEC All-Defensive Team honoree – only returner from last season • Ranks 116th nationally with 1.7 steals • Second on the team lead with 3.4 assists per game.



1 // AARON ROWE // FR

POINTS	ASST	FG PCT	3P PCT	FT PCT
0.0	0.0	0.0	0.0	0.0
CAREER BESTS PTS: 0 • REBS: 0 • ASST: 0 • STL: 0 • BLK: 0				

Ranked as high as the nation's No. 53 recruit • Three-time all-state honoree.



5 // T.O BARRETT // SO

POINTS	ASST	FG PCT	3P PCT	FT PCT
7.9	2.7	49.3	24.1	81.8
CAREER BESTS PTS: 21 • REBS: 8 • ASST: 4 • STL: 3 • BLK: 1				

Averaging 13.2 points, 4.4 rebounds and 3.2 assists over the last nine games • In his first collegiate start on Jan. 24, tallied a career-best 21 points versus Oklahoma.



6 // ANNOR BOATENG // SO

POINTS	REBS	FG PCT	3P PCT	FT PCT
2.7	1.8	31.8	25.0	50.0
CAREER BESTS PTS: 12 • REBS: 5 • ASST: 1 • STL: 2 • BLK: 1				

Out for the season with a left leg injury • Scored in double figures in back-to-back games versus South Carolina State and Cleveland State.



7 // TRENT BURNS // R-FR

POINTS	REBS	FG PCT	3P PCT	FT PCT
1.3	1.0	50.0	16.7	50.0
CAREER BESTS PTS: 7 • REBS: 3 • ASST: 1 • STL: 0 • BLK: 1				

Missed first six games with an injury • Made his collegiate debut on Nov. 25 versus South Carolina State with seven points, three boards and one block.



11 // TRENT PIERCE // JR

POINTS	REBS	FG PCT	3P PCT	FT PCT
9.7	4.1	47.7	38.9	73.3
CAREER BESTS PTS: 24 • REBS: 9 • ASST: 5 • STL: 4 • BLK: 1				

Team captain • Missed first 13 games with an injury • Scored a season-best 23 points in Mizzou's win over Texas A&M last Wednesday.



12 // SEBASTIAN MACK // JR

POINTS	REBS	FG PCT	3P PCT	FT PCT
7.0	1.3	40.7	27.3	67.7
CAREER BESTS PTS: 27 • REBS: 7 • ASST: 6 • STL: 5 • BLK: 1				

Scored a season-best 17 points versus Illinois • Averaged 10.8 points in two seasons at UCLA • Led the Bruins in free throws in both of his seasons – making a combined 226.



14 // JEVON PORTER // SR

POINTS	REBS	FG PCT	3P PCT	FT PCT
6.2	4.0	49.1	25.0	64.7
CAREER BESTS PTS: 30 • REBS: 14 • ASST: 9 • STL: 5 • BLK: 4				

Missed last 13 games with an injury • Recorded his first double-double as a Tiger on Nov. 20 with 19 points (shooting 9-of-9) and 12 rebounds • Brother, Michael, currently plays for the Nets.



15 // SHAWN PHILLIPS JR. // SR

POINTS	REBS	FG PCT	3P PCT	FT PCT
7.7	5.2	68.2	0.0	47.3
CAREER BESTS PTS: 17 • REBS: 14 • ASST: 3 • STL: 2 • BLK: 4				

First on Mizzou and sixth in the SEC with 1.48 blocks per game • Second in school history with a field goal clip of 68.2 percent • Tallied game-winning basket and block in last Wednesday's win.



17 // JAYDEN STONE // GR

POINTS	REBS	FG PCT	3P PCT	FT PCT
14.9	5.0	52.0	39.6	78.3
CAREER BESTS PTS: 36 • REBS: 12 • ASST: 10 • STL: 6 • BLK: 2				


Ranks second on the team in scoring, third in rebounding and fourth in assists • Tallied 15.7 points and 5.3 rebounds in 12 games since return from injury.



24 // NICHOLAS RANDALL // FR

POINTS	REBS	FG PCT	3P PCT	FT PCT
0.8	1.1	27.8	0.0	50.0
CAREER BESTS PTS: 5 • REBS: 4 • ASST: 1 • STL: 1 • BLK: 1				

Ranked as high as the No. 78 recruit • Helped Vashon High School to three state titles • 2024 Missouri High School Player of the Year.



25 // MARK MITCHELL // SR

POINTS	REBS	FG PCT	3P PCT	FT PCT
17.2	5.6	53.9	27.8	65.1
CAREER BESTS PTS: 31 • REBS: 14 • ASST: 8 • STL: 5 • BLK: 3				


Team captain • One of eight players nationally to total 425 points, 140 rebounds and 85 assists • Aiming to be the second Tiger in school history to lead Mizzou in all three stats.



35 // JACOB CREWS // GR

POINTS	REBS	FG PCT	3P PCT	FT PCT
10.2	4.4	50.6	46.8	81.6
CAREER BESTS PTS: 35 • REBS: 17 • ASST: 3 • STL: 4 • BLK: 2				

Scored his 1,000th career point on Nov. 25 • Leads Mizzou with 52 made triples, while ranking ninth nationally with his 46.8 percent 3-point mark (minimum 2.0 made triples per game).



45 // LUKE NORTHWEATHER // JR

POINTS	REBS	FG PCT	3P PCT	FT PCT
3.1	2.5	46.7	41.9	57.1
CAREER BESTS PTS: 10 • REBS: 10 • ASST: 3 • STL: 2 • BLK: 2				

Scored in double figures on Nov. 28, reaching the mark for the first time as a Tiger • Collected a career-best 10 rebounds versus VMI, his first collegiate start.