



6 SEC TOURNAMENT CHAMPIONSHIPS • 29 NCAA TOURNAMENTS • 1 FINAL FOUR • 5 ELITE EIGHTS • 14 SWEET SIXTEENS

VANDERBILT

WOMEN'S BASKETBALL

2025-26 GAME NOTES • GAME 26 • vs. #4/4 TEXAS • 6:30 P.M. CT

2025-26 SCHEDULE

Overall: 23-2 | SEC: 9-2

Home: 13-0 | Away: 6-2 | Neutral: 4-0

AP Poll: 5 | USA Today Coaches Poll: 5 | NET Ranking: 7

Streak: W-3

OCTOBER (1-0)

27 vs. Memphis[&] (Exhibition) Win 104-68

NOVEMBER (8-0)

3 vs. California^a Win 74-65

10 Furman Win 96-48

12 at Austin Peay Win 75-65

19 at Western Kentucky Win 87-49

21 Alabama State Win 92-38

23 Tennessee State Win 99-43

27 vs. Oregon State[%] Win 88-66

29 vs. BYU[!] Win 84-71

DECEMBER (5-0)

3 Virginia[#] Win 81-68

15 South Florida Win 87-58

18 UAlbany Win 64-35

20 Texas Southern Win 96-46

28 Stonehill Win 109-50

JANUARY (7-2)

1 at Arkansas^{*} Win 88-71

4 #5/5 LSU^{*} Win 65-61

8 Missouri^{*} Win 99-68

11 at Texas A&M^{*} Win 91-51

15 at Mississippi State^{*} Win 89-84

19 vs. #7/7 Michigan[!] Win 72-69

22 Auburn^{*} Win 81-53

25 at #2/2 South Carolina^{*} Loss 74-103

30 vs. #17/17 Ole Miss^{*} Loss 75-83

FEBRUARY (3-0)

1 Florida^{*} Win 82-66

5 at #16/16 Kentucky^{*} Win 84-83

9 #10/11 Oklahoma^{*} Win 102-86

12 #4/4 Texas^{*} 6:30 p.m. SEC Network+

15 at Georgia^{*} 11 a.m. SEC Network

22 Kentucky^{*} 2 p.m. SEC Network+

26 Alabama^{*} 6:30 p.m. SEC Network+

MARCH (0-0)

1 at Tennessee^{*} 1 p.m. ESPN

4-8 SEC Tournament TBD TBD

All times Central • Home games in bold • Neutral games in italics

^{*} | SEC game • [#] | ACC/SEC Challenge

[&] | Hoops for St. Jude Tip Off Classic (Memphis, Tenn.) • ^a | Oui-Play Paris (Paris, France)

[%] | Paradise Jam (St. Thomas, USVI) • [!] | Coretta Scott King Classic (Newark, N.J.)

^{\$} | Legacy Arena (Birmingham, Ala.)

Rankings: AP/Coaches Poll • All games times and dates are subject to change

GAME 26



#5/5 VANDERBILT (23-2, 9-2 SEC)

vs. #4/4 TEXAS (23-2, 8-2 SEC)



THURSDAY, FEB. 12

6:30 p.m. CT



NASHVILLE, TENN.

Memorial Gymnasium • 14,326



SEC NETWORK+

Alex Gould (Play-By-Play) • Shan Foster (Analyst)



94.9 THE FAN

Vanderbilt Athletics App • Jake Lyman

STARTING FIVE

>> Vanderbilt comes into Thursday's top-five contest on a three-game winning streak, which includes back-to-back victories over top-25 teams. The Dores are fresh off a 102-86 win over No. 10/11 Oklahoma at Memorial Gym on Monday. Sophomore Mikayla Blakes and freshman Aubrey Galvan each scored 30 points in the victory over Oklahoma, making them the first set of Vandy teammates this century to accomplish the feat. Blakes posted her eighth 30-point performance of the season, as Blakes scored 34 points and Galvan tallied a career-high 30 points against the Sooners.

>> The Commodores hold an overall record of 23-3, which is tied with the 1992-93 Final Four team for the best start in school history through 25 games. The 1992-93 team opened the season at 23-2 and went on to win its next seven games before falling to Texas Tech in the 1993 Final Four in Atlanta.

>> Vanderbilt has won 13-straight home games this season, which is the school record for longest home winning streak in a single season. Overall, the Commodores have won 14-consecutive games at Memorial Gym dating back to last season, which is the second-longest home winning streak in total since 1999-00.

>> The Dores are 9-2 in SEC play and are currently second place in the league standings, one game back of South Carolina. Vandy is 9-2 in the SEC for the first time since the 2008-09 season, when the Commodores opened league play at 10-2.

>> The Commodores and Longhorns are meeting for just the sixth time since their first matchup during the 1984-85 season. Thursday marks the second time the two schools will face off as SEC members after Texas joined the conference prior to the 2024-25 season. Vandy leads the all-time series 4-2, though Texas won the last game, 87-67, in Austin on Feb. 06, 2025. Vanderbilt is 2-0 all-time against the Longhorns at Memorial Gym and will host Texas for the first time since the 1996-97 season.



TEAM COMPARISON

23-2	Overall Record	23-2
9-2	Conf. Record	8-2
7	NET Ranking	4
85.4	Points Per Game	86.9
63.2	Opp. Per Game	54.8
47.4	Field Goal Pct.	50.5
41.6	Opp. Field Goal Pct.	37.1
36.8	3-Point Pct.	31.8
31.5	Opp. 3-Point Pct.	28.8
75.5	Free Throw Pct.	71.0
36.2	Rebounds Per Game	39.2
+1.8	Rebounding Margin	+8.5
19.8	Assists Per Game	18.1
12.8	Turnovers Per Game	11.6
11.8	Steals Per Game	12.6
4.1	Blocks Per Game	5.0

SERIES HISTORY

Games:	6
Vanderbilt Series Record:	4-2
Games in Nashville:	2-0
Games in Austin, Texas:	2-2
Neutral Site Games:	0-0
First Meeting:	Dec. 2, 1984 in Austin, Texas, 95-71
Last Meeting:	Feb. 6, 2025 in Austin, Texas, 87-66
Last Win:	Dec. 29, 1996 in Nashville, 67-65
Last Loss:	Feb. 6, 2025 in Austin, 66-87
Last Home Win:	Dec. 29, 1996, 67-65
Last Road Win:	Dec. 20, 1995, 61-57
Last Neutral Win:	Never
Last Home Loss:	Never
Last Road Loss:	Feb. 6, 2025, 66-87
Last Neutral Loss:	Never
vs. Texas under Ralph:	0-1
Current Vanderbilt Series Streak:	L-1

LAST FIVE GAMES

Date	Location	Vandy Result	Score
02.06.25	Austin	L	66-87
12.29.96	Nashville	W	67-65
12.20.95	Austin	W	61-57
11.26.93	Nashville	W	93-71
12.21.92	Austin	W	78-73

PROJECTED STARTERS

1

MIKAYLA BLAKES

G • 5-8 • So.
Somerset, N.J.
Rutgers Prep HS

Points • 25.9
FG% • 46.0
3P FG% • 33.0
Boards • 3.8
Assists • 4.6
Steals • 3.1

3

AUBREY GALVAN

G • 5-6 • Fr.
Deerfield, Ill.
Winnetka Loyola Academy

Points • 12.6
FG% • 41.8
3P FG% • 32.1
Assists • 6.0
Ast/TO • 2.4
Steals • 2.9

13

JUSTINE PISSOTT

G/F • 6-4 • Sr.
Toms River, N.J.
Tennessee

Points • 11.5
FG% • 44.9
3P FG% • 44.6
3P FG PG • 3.0
Boards • 4.5
Assists • 2.5

15

NDJAKALENGA MWENENTANDA

G/F • 6-2 • Gr.
Sioux Falls, S.D.
Texas

Points • 7.6
FG% • 47.8
3P FG% • 32.7
FT% • 85.1
Boards • 3.2
Ast/TO • 1.0

35

SACHA WASHINGTON

F • 6-2 • Gr.
Lawrenceville, Ga.
Collins Hill HS

Points • 10.0
FG% • 59.4
Boards • 7.3
Off. Boards • 3.7
Assists • 1.5
Steals • 1.1



PRONUNCIATION

JADA BROWN

Jay-Duh

AALYAH DEL ROSARIO

Ah-Lee-Uh • Dell Row-zar-E-O

AUBREY GALVAN

GAL-VAN

AGA MAKURAT

Ah-gah • Mock-eww-Rah

AIYANA MITCHELL

Eye-on-Uh

NDJAKALENGA MWENENTANDA

Jack-Uh-LANG-Uh • MWEN-N-Tawn-duh

JUSTINE PISSOTT

Jus-Teen • PUH-sot

SACHA WASHINGTON

Sah-SHUH

MONIQUE WILLIAMS

Mo-NEEK

ROSTER BREAKDOWN

CLASS

GRADUATE (2): Ndjakalenga Mwenentanda, Sacha Washington

SENIOR (2): Jada Brown, Justine Pissott

JUNIOR (4): Aalyah Del Rosario, Madison Greene, Aga Makurat, Aiyana Mitchell

SOPHOMORE (2): Mikayla Blakes, Trinity Wilson

FRESHMAN (3): Ava Black, Aubrey Galvan, Monique Williams

POSITION

CENTER (1): Aalyah Del Rosario

FORWARD (5): Aiyana Mitchell, Justine Pissott, Sacha Washington, Monique Williams, Trinity Wilson

GUARD (8): Ava Black, Mikayla Blakes, Jada Brown, Aubrey Galvan, Madison Greene, Aga Makurat, Ndjakalenga Mwenentanda, Justine Pissott

HOME STATE/COUNTRY

NEW JERSEY (2): MIKAYLA BLAKES, JUSTINE PISSOTT

ARKANSAS (1): JADA BROWN

AUSTRALIA (1): MONIQUE WILLIAMS

COLORADO (1): AIYANA MITCHELL

DOMINICAN REPUBLIC (1): AALYAH DEL ROSARIO

GEORGIA (1): SACHA WASHINGTON

ILLINOIS (1): AUBREY GALVAN

MINNESOTA (1): TRINITY WILSON

NEW HAMPSHIRE (1): AVA BLACK

OHIO (1): MADISON GREENE

POLAND (1): AGA MAKURAT

SOUTH DAKOTA (1): NDJAKALENGA MWENENTANDA



FRONT ROW (L-R) JUSTINE PISSOTT, MIKAYLA BLAKES, SACHA WASHINGTON, JADA BROWN, AUBREY GALVAN, AGA MAKURAT
BACK ROW (L-R) AVA BLACK, NDJAKALENGA MWENENTANDA, MONIQUE WILLIAMS, AALYAH DEL ROSARIO, AIYANA MITCHELL, TRINITY WILSON, MADISON GREENE

2025-26 ROSTER

No.	Name	POS	HT	YR	EXP	Hometown (Previous School)
1	Mikayla Blakes	G	5-8	So.	1V	Somerset, N.J. (Rutgers Prep)
2	Jada Brown	G	5-8	Sr.	3V	Bentonville, Ark. (Bentonville HS)
3	Aubrey Galvan	G	5-6	Fr.	HS	Deerfield, Ill. (Wilmette Loyola Academy)
4	Madison Greene	G	5-6	Jr.	2V	Columbus, Ohio (Pickerington Central HS)
8	Ava Black	G	5-11	Fr.	HS	Auburn, N.H. (Tabor Academy (Mass.))
11	Monique Williams	F	6-3	Fr.	HS	Perth, Australia (Willeton Senior HS)
13	Justine Pissott	G/F	6-4	Sr.	2V	Toms River, N.J. (Tennessee)
14	Aiyana Mitchell	F	6-4	Jr.	2V	Colorado Springs, Colo. (Fountain-Fort Carson HS)
15	Ndjakalenga Mwenentanda	G	6-2	Gr.	TR	Sioux Falls, S.D. (Texas)
24	Aga Makurat	G	6-3	Jr.	2V	Sierakowice, Poland (Sopocka Akademia Tenisowa)
30	Trinity Wilson	F	6-3	So.	1V	Lakeville, Minn. (Lakeville North HS)
32	Aalyah Del Rosario	C	6-6	Jr.	TR	Santo Domingo, D.R. (LSU)
35	Sacha Washington	F	6-2	Gr.	3V	Lawrenceville, Ga. (Collins Hill HS)

COACHING STAFF

HEAD COACH: Shea Ralph • 5th Season • UConn '01

ASSOCIATE HEAD COACH: Tom Garrick • 5th Season • Rhode Island '88

ASSISTANT COACH/RECRUITING COORDINATOR: Ashley Earley • 5th Season • Vanderbilt '05

ASSISTANT COACH/RECRUITING COORDINATOR: Kevin DeMille • 5th Season • UConn '13

ASSISTANT COACH/AST. DIRECTOR OF OPERATIONS: Eric Munding • 4th Season • Memphis '20

ASSISTANT COACH: Kaili McLaren • 1st Season • UConn '10

SEC STANDINGS (AS OF FEB. 11)

Team	SEC	Overall	Streak
3/3 South Carolina	10-1	24-2	W-5
5/5 Vanderbilt	9-2	23-2	W-3
4/4 Texas	8-2	23-2	W-5
22/22 Tennessee	7-2	15-6	L-1
6/6 LSU	8-3	22-3	W-1
14/16 Ole Miss	6-3	19-5	L-1
23/23 Alabama	6-5	20-5	L-1
Georgia (RV/RV)	5-5	19-5	W-1
10/10 Oklahoma	5-5	17-6	L-2
18/19 Kentucky	5-6	18-7	L-2
Missouri	4-7	16-10	L-1
Mississippi State	3-7	16-8	L-2
Florida	3-8	15-11	W-2
Texas A&M	2-8	9-10	W-1
Auburn	2-9	13-12	L-6
Arkansas	0-10	11-14	L-11

POLLS

Associated Press Top 25 Week 14

- | | |
|----------------------|----------------------|
| 1) UConn (31) | 14) Ole Miss* |
| 2) UCLA | 15) Iowa |
| 3) South Carolina* | 16) Texas Tech |
| 4) Texas* | 17) TCU |
| 5) VANDERBILT | 18) Kentucky* |
| 6) LSU* | 19) West Virginia |
| 7) Michigan* | 20) Maryland |
| 8) Ohio State | 21) North Carolina |
| 9) Louisville | 22) Tennessee* |
| 10) Oklahoma* | 23) Alabama* |
| 11) Duke | 24) Princeton |
| 12) Baylor | 25) Washington |
| 13) Michigan State | *Vanderbilt Opponent |

Received Votes: Minnesota*, Rhode Island, Georgia*, Iowa State, Illinois, Richmond, NC State, Fairfield, North Dakota State

WBCA/USA Today Coaches Top 25 Week 15

- | | |
|----------------------|----------------------|
| 1) UConn (31) | 14) TCU |
| 2) UCLA | 15) Duke |
| 3) South Carolina* | 16) Ole Miss* |
| 4) Texas* | 17) Maryland |
| 5) VANDERBILT | 18) Texas Tech |
| 6) LSU* | 19) Kentucky* |
| 7) Michigan* | 20) West Virginia |
| 8) Ohio State | 21) North Carolina |
| 9) Louisville | 22) Tennessee* |
| 10) Oklahoma* | 23) Alabama* |
| 11) Baylor | 24) Princeton |
| 12) Iowa | 25) Iowa State |
| 13) Michigan State | *Vanderbilt Opponent |

Received Votes: Minnesota, Washington, Georgia*, Rhode Island, NC State, Nebraska, Richmond





TV/RADIO ROSTER



**1 MIKAYLA
BLAKES**

G // 5-8 // So.
Somerset, N.J.
Rutgers Prep HS



**2 JADA
BROWN**

G // 5-8 // Sr.
Bentonville, Ark.
Bentonville HS



**3 AUBREY
GALVAN**

G // 5-6 // Fr.
Deerfield, Ill.
Wilmette Loyola
Academy



**4 MADISON
GREENE**

G // 5-6 // Jr.
Columbus, Ohio
Pickerington
Central HS



**8 AVA
BLACK**

F // 5-11 // Fr.
Auburn, N.H.
Tabor Academy (Mass.)



**11 MONIQUE
WILLIAMS**

F // 6-3 // Fr.
Perth, Australia
Wilton Senior HS



**13 JUSTINE
PISSOTT**

G/F // 6-4 // Sr.
Toms River, N.J.
Tennessee
Red Bank Catholic HS



**14 AIYANA
MITCHELL**

F // 6-4 // Jr.
Colorado Springs, Colo.
Fountain-Fort Carson HS



**15 NDJAKALENGA
MWENENTANDA**

G // 6-2 // Gr.
Sioux Falls, S.D.
Texas
Washington HS




**24 AGA
MAKURAT**

G // 6-2 // Jr.
Sierakowice, Poland
Sopocka Akademia
Tenisowa



**30 TRINITY
WILSON**

F // 6-3 // So.
Lakeville, Minn.
Lakeville North HS



**32 AALYAH
DEL ROSARIO**

C // 6-6 // Jr.
Santo Domingo, D.R.
LSU
The Webb School
(Tenn.)



**35 SACHA
WASHINGTON**

F // 6-2 // Gr.
Lawrenceville, Ga.
Collins Hill HS

COACHING STAFF



**SHEA
RALPH**

Head Coach
5th Season




**TOM
GARRICK**

Associate
Head Coach
5th Season




**ASHLEY
EARLEY**

Assistant Coach
5th Season



**KEVIN
DeMILLE**

Assistant Coach
5th Season



**ERIC
MUNDINGER**

Assistant Coach
4th Season



**KAILI
McLAREN**

Assistant Coach
1st Season





VANDERBILT WBB QUICK FACTS

HOME ARENA: MEMORIAL GYMNASIUM (14,316)
2024-25 RECORD: 22-11 (.667)
2024-25 SEC RECORD: 8-8 (.500)
POSTSEASON: 0-1 (NCAA FIRST ROUND)
LETTERWINNERS RETURNING/LOST: 8/5
STARTERS RETURNING/LOST: 1/4
NEWCOMERS: 5

THE UNIVERSITY

LOCATION: NASHVILLE, TENN.
UNDERGRADUATE ENROLLMENT: 7,366
TOTAL ENROLLMENT: 13,670
AFFILIATION: NCAA DIVISION I
CONFERENCE: SOUTHEASTERN (SEC)
MASCOT: COMMODORES
COLORS: BLACK & GOLD
CHANCELLOR: DANIEL DIERMEIER
DIRECTOR OF ATHLETICS: CANDICE STOREY LEE
FACULTY ATHLETICS REP: TRACE WILGUS

VANDERBILT WBB STAFF

HEAD COACH: SHEA RALPH • 5TH SEASON
ASSOCIATE HEAD COACH: TOM GARRICK • 5TH SEASON
ASSISTANT COACH/RECRUITING COORD.: ASHLEY EARLEY • 5TH SEASON
ASSISTANT COACH/RECRUITING COORD.: KEVIN DEMILLE • 5TH SEASON
AST. COACH/AST. DIR. OF OPS: ERIC MUNDINGER • 4TH SEASON
ASSISTANT COACH: KAILI MCLAREN • 1ST SEASON
CHIEF OF STAFF/EXECUTIVE DIR. OF OPS: CHRIS BRANN • 5TH SEASON
DIR. OF INTERNAL OPS/ON-CAMPUS RECRUITING COORD.: KOKO NELSON • 5TH SEASON
DIRECTOR OF STRENGTH & CONDITIONING: JENA READY • 2ND SEASON
SENIOR ASSO. ATHLETIC TRAINER: ALLISON SHEPHERD • 5TH SEASON
DIRECTOR OF CREATIVE CONTENT: LEAH DUSTERHOFT • 5TH SEASON
DIR. OF SPECIAL PROJECTS & ATHLETIC CULTURE: WONNE HAWKINS • 2ND SEASON
DIRECTOR OF PLAYER DEVELOPMENT: JORDYN OLIVER • 1ST SEASON
VIDEO COORDINATOR: JT OREM • 2ND SEASON
DIRECTOR OF STUDENT SERVICES: BRITTNI LAGEORGE • 9TH SEASON
SPORTS INFORMATION DIRECTOR: CHRIS CASKEY • 3RD SEASON

PROGRAM HISTORY

ALL-TIME RECORD: 931-557 (.626)
ALL-TIME SEC RECORD: 282-283 (.499)
ALL-TIME SEC TOURNAMENT RECORD: 50-39 (.562)
SEC TOURNAMENT TITLES: 6 ('93, '95, '02, '04, '07, '09)
NCAA TOURNAMENT APPEARANCES: 29
NCAA TOURNAMENT RECORD: 40-29 (.560)
LAST NCAA TOURNAMENT APPEARANCE: 2025
LAST POSTSEASON APPEARANCE: 2025 (NCAA)
RECORD UNDER SHEA RALPH: 96-61 (.611)
SEC RECORD UNDER RALPH: 33-42 (.440)
SEC TOURNAMENT RECORD UNDER RALPH: 1-3 (.250)
NCAA TOURNAMENT RECORD UNDER RALPH: 1-2 (.333)
POSTSEASON RECORD UNDER RALPH: 3-3 (2 NCAA, 1 WNIT)

SOCIAL MEDIA

FACEBOOK: /VANDYWBB
INSTAGRAM: @VANDYWBB
TIKTOK: @VANDYWBB
X/TWITTER: @VANDYWBB
WEBSITE: VUCOMMODORES.com

DORE NOTES

GAME COVERAGE

Thursday contest streams live at 6:30 p.m. CT on SEC Network+ inside the ESPN app with Alex Gould and Shan Foster on the call. Fans can listen to Jake Lyman locally on 94.9 The Fan and the Vanderbilt Commodores app outside of Nashville.

NATIONAL RANKINGS

The Commodores sit at No. 5 in both the Associated Press top 25 and the USA Today/WBCA Coaches poll this week. This season marks the first time since the 2001-02 campaign that the Dorens have been ranked in the top 10 in both major college women's basketball polls. Vandy has been in the top 10 in both polls each of the last six weeks, which is the longest stretch since a 20-week streak between the 2000-01 and 2001-02 seasons.

NET RANKING

Vanderbilt holds a NET ranking of seven heading into Thursday. Vandy has collected five Quad 1 wins, four Quad 2 victories and six Quad 3 wins through the first 25 games this season.

The Dorens opened the season at No. 12 in the first NET rankings of the 2025-26 season. The NET is an evaluation tool used by the NCAA Selection Committee to determine seeding and bids.

THE NATION'S BEST SCORER

Sophomore Mikayla Blakes leads the nation in scoring at 25.9 points per game. In SEC play, Blakes is putting up 29.4 points per game through 11 league games. She comes into Thursday having scored 30 points in 30-straight games, making her the fourth SEC player this century to accomplish the feat.

The 5-8 guard scored a season-high 38 points at Mississippi State on Jan. 15. Blakes has scored 25-plus points in 13 games this season, while she has tallied 30-plus points in a contest eight times, which are the most 30-point performances in the country this season.

ANOTHER SEC WEEKLY HONOR FOR BLAKES AND GALVAN

On Tuesday, the Southeastern Conference announced that Mikayla Blakes earned SEC Co-Player of the Week and Aubrey Galvan was selected as SEC Freshman of the Week. It is the third time this season that Blakes and Galvan have earned SEC honors in the same week. Overall, it is Blakes fourth SEC Player of the Week selection in 2025-26, while it is also Galvan's fourth SEC Freshman of the Week award.

BLAKES NATIONALLY HONORED

All-American Mikayla Blakes was honored by a trio of national media outlets after her back-to-back 30-point performances last week. Blakes was named the National Player of the Week by the Associated Press and World Exposure Report for the second time this season, while the guard was also selected to the NCAA Starting 5 for the third time.

SEEKING ANOTHER TOP 25 WIN

Vandy is seeking a fifth win over a top-25-ranked team this season on Thursday. The Dorens have collected four wins over ranked foes and a win on Thursday would mark the first time since 2013-14 that Vanderbilt has won five games against ranked opponents in the same season.

TOUGH STRETCH

Thursday's contest marks the fifth time in the last six games that Vanderbilt will take on a top-25 team. The Commodores are set to face a team currently ranked in the top 25 in four of their five final games to close out the 2025-26 season. Vandy is 4-2 in top-25 games this season, with wins over No. 5/5 LSU (65-61) on Jan. 4, No. 7/7 Michigan (72-69) on Jan. 19, at No. 16/16 Kentucky (84-83) on Feb. 5 and No. 10/11 Oklahoma (102-86) on Feb. 9.

TAKING CARE OF BUSINESS AT HOME

The Commodores are 59-21 at home under head coach Shea Ralph, and 37-9 at home since the start of the 2023-24 season. The Commodores have won 14-straight home games in a streak that dates back to the 2024-25 season. Vandy has won its first 13 home games of the 2025-26 campaign, which is the longest home winning streak in a single season in school history.





DORE NOTES

NAISMITH STARTING 5

Graduate Sacha Washington and sophomore Mikayla Blakes were each named to the midseason top 10 list for the Naismith Starting 5. Washington was selected to the Katrina McClain Power Forward of the Year Award midseason top 10 for the first time in her career, while Blakes was named to the Ann Meyers Drysdale Shooting Guard of the Year Award midseason top 10 for the second time.

BLAKES' SCORING STREAK

Sophomore Mikayla Blakes heads into Monday riding a 44-game double-digit scoring streak. It is the second-longest streak by a Commodore since 1999-00. Only Vanderbilt's all-time leading scorer, Chantelle Anderson, has had a longer streak, as she registered 52-straight games with 10-plus points during the 2001-02 and 2002-03 seasons.

Blakes' 44-game double-digit scoring streak is the third-longest active double-digit scoring streak in NCAA Division I, while it is the longest streak in the SEC.

BALANCED SCORING

Vanderbilt has had three or more players score double-digit points in 23 of its 25 games this season. Recently, the Commodores had four players record double-figure points in the win vs. No. 10/11 Oklahoma on Monday.

JUSTINE'S NOT JUST A SHOOTER

Though known for her sharp-shooting ability, senior Justine Pissott has shown that she is much more than that this season. The 6-4 guard is averaging career bests this season in rebounds (4.5), assists (2.5) and blocks (0.8). Pissott has collected a block shot in eight of her last 10 games coming into Thursday, as she is averaging 1.1 blocks per game during the streak.

DORES PUTTING UP THE POINTS

Vanderbilt is putting up 85.4 points per game through 25 contests this season, which is the eighth-highest scoring average in the nation.

The Dore have scored 85-plus points in 14 games this season, while they've eclipsed the 80-point plateau in 18 games. On Dec. 28, Vandy posted a 109-50 win over Stonehill, as the 109 points are the most the Dore have scored in a game under head coach Shea Ralph. Recently, the Commodores posted a 102-86 win over No. 10/11 Oklahoma.

GAME-BY-GAME STARTERS

Team	G	G	G	F	F	Result
vs. California	Galvan	Blakes	Mwenentanda	Pissott	Washington	W, 74-65
Furman	Galvan	Blakes	Mwenentanda	Pissott	Washington	W, 96-48
at Austin Peay	Galvan	Blakes	Mwenentanda	Pissott	Washington	W, 75-65
at Western Ky.	Galvan	Blakes	Mwenentanda	Pissott	Washington	W, 87-49
Alabama State	Galvan	Blakes	Mwenentanda	Pissott	Washington	W, 92-38
Tennessee State	Galvan	Blakes	Mwenentanda	Pissott	Washington	W, 99-43
vs. Oregon State	Galvan	Blakes	Mwenentanda	Pissott	Washington	W, 88-66
vs. BYU	Galvan	Blakes	Mwenentanda	Pissott	Washington	W, 84-71
Virginia	Galvan	Blakes	Mwenentanda	Pissott	Washington	W, 81-68
South Florida	Galvan	Blakes	Mwenentanda	Pissott	Washington	W, 87-58
UAlbany	Galvan	Blakes	Mwenentanda	Pissott	Washington	W, 64-35
Texas Southern	Galvan	Blakes	Mwenentanda	Pissott	Washington	W, 96-46
Stonehill	Galvan	Blakes	Mwenentanda	Pissott	Washington	W, 109-50
at Arkansas	Galvan	Blakes	Mwenentanda	Pissott	Washington	W, 88-71
at No. 5/5 LSU	Galvan	Blakes	Mwenentanda	Pissott	Washington	W, 65-61
Missouri	Galvan	Blakes	Mwenentanda	Pissott	Washington	W, 99-68
at Texas A&M	Galvan	Blakes	Mwenentanda	Pissott	Washington	W, 91-51
at Mississippi State	Galvan	Blakes	Mwenentanda	Pissott	Washington	W, 89-84
vs. Michigan	Galvan	Blakes	Mwenentanda	Pissott	Washington	W, 72-69
Auburn	Galvan	Blakes	Mwenentanda	Pissott	Washington	W, 81-53
at South Carolina	Galvan	Blakes	Mwenentanda	Pissott	Washington	L, 74-103
vs. Ole Miss	Galvan	Blakes	Mwenentanda	Pissott	Washington	L, 75-83
Florida	Galvan	Blakes	Mwenentanda	Pissott	Washington	W, 82-66
at Kentucky	Galvan	Blakes	Mwenentanda	Pissott	Washington	W, 84-83
Oklahoma	Galvan	Blakes	Mwenentanda	Pissott	Washington	W, 102-86

LINEUP RECORDS

Galvan/Blakes/Mwenentanda/Pissott/Washington 22-2

STAT SUPERLATIVES

MOST GAMES PLAYED

128 • NDJAKALENGA MWENENTANDA*

MOST GAMES PLAYED AT VANDERBILT

124 • SACHA WASHINGTON

MOST GAMES STARTED

97 • SACHA WASHINGTON

MOST GAMES STARTED AT VANDERBILT

97 • SACHA WASHINGTON

MOST CONSECUTIVE GAMES PLAYED

59 • AIYANA MITCHELL

MOST CONSECUTIVE GAMES STARTED

29 • MIKAYLA BLAKES

GAMES W/ DOUBLE-DIGIT POINTS

	2025-26 CAREER	
MIKAYLA BLAKES	25	57
AUBREY GALVAN	16	16
JUSTINE PISSOTT*	15	24
SACHA WASHINGTON	14	63
NDJAKALENGA MWENENTANDA*	8	26
AIYANA MITCHELL	7	9
AGA MAKURAT	2	6
JADA BROWN	2	4
AVA BLACK	1	1
MADISON GREENE	--	13
AALYAH DEL ROSARIO*	--	4

20-PLUS POINT GAMES 2025-26 CAREER

MIKAYLA BLAKES	20	41
AUBREY GALVAN	2	2
JUSTINE PISSOTT	2	2
AGA MAKURAT	1	1
SACHA WASHINGTON	--	6
MADISON GREENE	--	1
AALYAH DEL ROSARIO*	--	1

30-PLUS POINT GAMES 2025-26 CAREER

MIKAYLA BLAKES	7	12
AUBREY GALVAN	1	1
SACHA WASHINGTON	--	6

40-PLUS POINT GAMES 2025-26 CAREER

MIKAYLA BLAKES	--	2
----------------	----	---

50-PLUS POINT GAMES 2025-26 CAREER

MIKAYLA BLAKES	--	2
----------------	----	---

GAMES W/ DOUBLE-DIGIT REBOUNDS

	2025-26 CAREER	
SACHA WASHINGTON	6	33
AIYANA MITCHELL	2	2
MIKAYLA BLAKES	1	1
JUSTINE PISSOTT	1	1
AALYAH DEL ROSARIO*	--	2
NDJAKALENGA MWENENTANDA*	--	1

DOUBLE-DOUBLES 2025-26 CAREER

SACHA WASHINGTON	5	27
AUBREY GALVAN	2	2
MIKAYLA BLAKES	1	1
AIYANA MITCHELL	1	1
JUSTINE PISSOTT	1	1
AALYAH DEL ROSARIO*	--	1
NDJAKALENGA MWENENTANDA*	--	1

CURRENT DOUBLE-DIGIT SCORING STREAK

44 • MIKAYLA BLAKES

CONSECUTIVE GAMES W/ MADE 3-POINTER

26 • JUSTINE PISSOTT

CONSECUTIVE GAMES W/ AN ASSIST

41 • MIKAYLA BLAKES

CONSECUTIVE GAMES W/ A STEAL

7 • M. BLAKES/A. GALVAN

CONSECUTIVE GAMES W/ A BLOCK

-- • --

* PLAYED AT ANOTHER SCHOOL





PLAYER QUICK NOTES

**1 • MIKAYLA BLAKES**

G • 5-8 • So. • Somerset, N.J. (Rutgers Prep HS)
Medicine, Health & Society

	GP-GS	MIN/G	FG%	3FG%	FT%	R/G	A/G	STL	BLK	PTS/G
25-26	25-25	33.8	.460	.330	.845	3.8	4.6	3.1	0.2	25.9
CAREER	58-57	32.9	.458	.337	.868	3.6	3.8	2.7	0.2	24.4

- Leads NCAA in scoring at 25.9 ppg
- Her 44-game double-digit scoring streak is the 3rd-longest active in NCAA
- NCAA Freshman Single-Game Scoring Record Holder w/ 55 pts at Auburn on 2/16/25
- SEC & Vanderbilt Single-Game Scoring Record Holder (55 pts, at Auburn, 2/16/25)
- Six-time All-American & USBWA National FOTY ('25)
- Scored double figures in 57 of her 58 career gms

TOP GAMES

'25-26 SEASON	CAREER
PTS 38 • at Miss. State (01/15/26)	PTS 55 • at Auburn (02/16/25)
REB 10 • at Western Ky. (11/19/25)	REB 10 • at Western Ky. (11/19/25)
AST 8 • 2x, Last: Florida (02/01/26)	AST 8 • 3x, Last: at Florida (02/01/26)

**2 • JADA BROWN**


G • 5-8 • Sr. • Bentonville, Ark. (Bentonville HS)
Human & Organizational Development • (Jay-Duh)

	GP-GS	MIN/G	FG%	3FG%	FT%	R/G	A/G	STL	BLK	PTS/G
25-26	25-0	20.2	.373	.377	.846	1.2	1.6	1.1	0.1	3.7
CAREER	89-22	15.1	.318	.315	.811	1.0	0.9	0.6	0.0	2.9

- Kay Yow Servant Leadership Recipient
- Scored season-high 12 points vs. Stonehill (12/28/25)
- Averaging 3.7 ppg off the bench in '25-26
- Two-time SEC Winter Academic Honor Roll
- TikTok account generated 5.7 millions likes & 109,000 followers

TOP GAMES

'25-26 SEASON	CAREER
PTS 12 • Stonehill (12/28/25)	PTS 12 • 2x, Last: Stonehill (12/28/25)
REB 3 • 2x, Last: at Arkansas (01/01/26)	REB 4 (4x) • Last: Radford (12/31/22)
AST 6 • at Texas A&M (01/11/26)	AST 6 • at Texas A&M (01/11/26)

**3 • AUBREY GALVAN**

G • 5-6 • Fr. • Deerfield, Ill. (Wilmette Loyola Academy)
Undeclared

	GP-GS	MIN/G	FG%	3FG%	FT%	R/G	A/G	STL	BLK	PTS/G
25-26	25-25	33.8	.418	.321	.811	3.1	6.0	2.9	0.1	12.6
CAREER	25-25	33.8	.418	.321	.811	3.1	6.0	2.9	0.1	12.6

- Leads all NCAA FR in assists/game (6.2) & ast (148)
- Ranks 10th in NCAA in assists & 14th in assists per gm
- First NCAA player since at least 1999-00 to begin career with 7-plus assists & 7-plus rebounds
- Tied Vandy FR. Single-Gm Records for most assists (15) and steals (9) vs. TSU on Nov. 23, 2025
- Works out with WNBA All-Star Jewell Loyd

TOP GAMES

'25-26 SEASON	CAREER
PTS 19 • Missouri (01/08/26)	PTS 19 • Missouri (01/08/26)
REB 9 • vs. California (11/3/25)	REB 9 • vs. California (11/3/25)
AST 15 • Tennessee St. (11/23/25)	AST 15 • Tennessee St. (11/23/25)

**4 • MADISON GREENE**

G • 5-6 • Jr. • Columbus, Ohio (Pickerington Central HS)
Medicine, Health & Society

	GP-GS	MIN/G	FG%	3FG%	FT%	R/G	A/G	STL	BLK	PTS/G
25-26	--	--	--	--	--	--	--	--	--	--
CAREER	44-4	20.2	.42.9	.35.4	.81.4	2.0	1.3	1.3	0.0	6.8

- Will miss 2025-26 season due to injury
- Scored a career-high 25 pts at Dayton on 12/19/24
- Led the team in points off the bench at 7.3 ppg in '24-25
- First Dore since 2017-18 to score 25-plus pts off the bench
- Double-digit pts off the bench in 8 games in '24-25

TOP GAMES

'25-26 SEASON	CAREER
PTS -- -- --	PTS 25 • at Dayton (12/19/24)
REB -- -- --	REB 6 • Alabama A&M (12/29/24)
AST -- -- --	AST 6 • Samford (11/22/24)

**8 • AVA BLACK**

G • 5-11 • Fr. • Auburn, N.H. (Tabor Academy)
Undeclared

	GP-GS	MIN/G	FG%	3FG%	FT%	R/G	A/G	STL	BLK	PTS/G
25-26	21-0	9.5	.511	.294	.750	2.3	0.5	0.7	0.0	2.7
CAREER	21-0	9.5	.511	.294	.750	2.3	0.5	0.7	0.0	2.7

- Made her Vandy debut vs. Furman (11/10)
- Scored career-high 11 pts vs. Ala. State (11/21)
- Ranked as one of New England's Top Prospects
- First player from N.H. in program history
- Attended '23 USA U16 National Trials

TOP GAMES

'25-26 SEASON	CAREER
PTS 11 • Alabama State (11/21/25)	PTS 11 • Alabama State (11/21/25)
REB 6 • 2x, Last: Tenn. St. (11/23/25)	REB 6 • 2x, Last: Tenn. St. (11/23/25)
AST 2 • 2x, Last: Tenn. St. (11/23/25)	AST 2 • 2x, Last: Tenn. St. (11/23/25)

**11 • MONIQUE WILLIAMS**

F • 6-3 • Fr. • Perth, Australia (Willeton Senior HS)
Undeclared • (Moh-NEEK)

	GP-GS	MIN/G	FG%	3FG%	FT%	R/G	A/G	STL	BLK	PTS/G
25-26	10-0	4.6	.444	1.000	.333	0.4	0.1	0.0	0.0	1.1
CAREER	10-0	4.6	.444	1.000	.333	0.4	0.1	0.0	0.0	1.1

- Made her Vandy debut vs. Furman (11/10)
- Enrolled after the 2024 Fall semester and begins her in '25-26 with four years of eligibility
- Helped Australia win Silver at the FIBA U20 Women's World Cup & Gold at the FIBA U18 Women's Asia Cup
- Second player from Australia in program history

TOP GAMES

'25-26 SEASON	CAREER
PTS 3 • Texas Southern (12/20/25)	PTS 3 • Texas Southern (12/20/25)
REB 2 • Alabama State (11/21/25)	REB 2 • Alabama State (11/21/25)
AST -- -- --	AST -- -- --

**13 • JUSTINE PISSOTT**

G/F • 6-4 • Sr. • Toms River, N.J. (Tennessee)
Human & Organizational Development • (Pih-SOT)

	GP-GS	MIN/G	FG%	3FG%	FT%	R/G	A/G	STL	BLK	PTS/G
25-26	25-25	28.3	.449	.446	.786	4.5	2.5	0.5	0.8	11.5
CAREER	108-53	16.8	.398	.391	.750	2.3	1.0	0.3	0.4	6.0

- Appeared in 81 games and made 53 starts at Vanderbilt
- Holds a 40.8% 3-point field goal % at Vandy
- Averaging career-best 11.5 ppg in '25-26
- 1st in SEC in 3-Pt Per Gm (3.0) & 3-Pt FGM (75)
- Played at Tennessee as a FR & is the first-known Vandy player to transfer from UT

TOP GAMES

'25-26 SEASON	CAREER
PTS 25 • Texas Southern (12/20/25)	PTS 25 • Texas Southern (12/20/25)
REB 10 • vs. BYU (11/29/25)	REB 10 • vs. BYU (11/29/25)
AST 6 • Furman (11/10/25)	AST 6 • Furman (11/10/25)

**14 • AIYANA MITCHELL**

F • 6-4 • Jr. • Colorado Springs, Colo. (Fountain-Carson HS)
Medicine, Health & Society • (EYE-On-Uh)

	GP-GS	MIN/G	FG%	3FG%	FT%	R/G	A/G	STL	BLK	PTS/G
25-26	25-0	17.0	.625	.000	.600	4.6	1.0	1.0	1.0	6.6
CAREER	73-1	11.7	.585	.000	.604	3.0	0.5	0.6	0.7	4.1

- Leads the team pts off bench at 6.9 ppg
- Ranks 13th in SEC in Blocks (26)
- Scored double-digits in three-straight games off the bench to begin 2025-26
- Shooting 62.5 percent from the field in '25-26
- Played in a team-best 59-straight games

TOP GAMES

'25-26 SEASON	CAREER
PTS 16 • Stonehill (12/28/25)	PTS 16 • Stonehill (12/28/25)
REB 10 • 2x, Last: TX So. (12/20/25)	REB 10 • 2x, Last: TX So. (12/20/25)
AST 3 • 2x, Last: Stonehill (12/28/25)	AST 3 • 2x, Last: Stonehill (12/28/25)

**15 • NDJAKALENGA MWENENTANDA**

G • 6-2 • Sr. • Sioux Falls, S.D. (Texas)
Undeclared • (JACK-UH-LANG-UH MWEN-EN-TAWN-DUH)

	GP-GS	MIN/G	FG%	3FG%	FT%	R/G	A/G	STL	BLK	PTS/G
25-26	25-25	20.4	.478	.327	.851	3.2	1.0	1.1	0.4	7.6
CAREER	128-43	14.7	.433	.247	.740	2.5	0.8	0.6	0.3	5.2

- Averaging a career-best 7.6 ppg & 47.8 FG% in '25-26
- Made a personal-best 17 3-Pt FGs in '25-26
- Transferred to Vandy after three seasons at Texas
- Ndjakalenga mean "A gift of luck" from her mom's Luba tribe in Democratic Republic of the Congo
- Won 3 Big 12 titles (2 tour., 1 reg.) and 1 SEC reg. season title at Texas
- Played in 10 NCAA Tour. games and 2 Elite Eights

TOP GAMES

'25-26 SEASON	CAREER
PTS 16 • 2x, Last: Virginia (12/03/25)	PTS 19 • Illinois (03/24/25)
REB 7 • Virginia (12/03/25)	REB 11 • at Miss. State (02/27/25)
AST 4 • Furman (11/10/25)	AST 4 • 5x, Last: Furman (11/10/25)

**24 • AGA MAKURAT**

G • 6-2 • Jr. • Sierakowice, Poland (Sopocka Akademia Tenisowa)
Human & Organizational Development • (AH-Gah MOCK-ew-RAH)

	GP-GS	MIN/G	FG%	3FG%	FT%	R/G	A/G	STL	BLK	PTS/G
25-26	23-0	10.1	.449	.429	1.000	1.5	0.6	0.2	0.2	3.7
CAREER	70-3	12.1	.367	.343	.824	1.6	0.6	0.3	0.3	3.7

- Scored a career-high 21 pts vs. Ala. St. (11/21)
- Averaging 3.7 ppg in '25-26
- Member of the Polish National Team
- First player from Poland in program history
- Appeared in 70 career games with three starts at Vanderbilt

TOP GAMES

'25-26 SEASON	CAREER
PTS 21 • Alabama State (11/21/25)	PTS 21 • Alabama State (11/21/25)
REB 5 • 2x, Last: UAlbany (12/18/25)	REB 7 • at South Carolina (1/28/24)
AST 3 • Tennessee State (11/23/25)	AST 3 • 4x, Last: Tenn. St. (11/23/24)



PLAYER QUICK NOTES



30 • TRINITY WILSON F • 6-3 • So. • Lakeville, Minn. (Lakeville North HS) Human & Organizational Development										
	GP-GS	MIN/G	FG%	3FG%	FT%	R/G	A/G	STL	BLK	PTS/G
25-26	6-0	3.3	1.000	.000	.500	0.5	0.3	0.3	0.0	0.8
CAREER	18-0	4.2	.409	.000	.444	1.0	0.6	0.1	0.1	1.2

- Made season debut vs. Furman (11/10)
- Played in six games, all off the bench,
- Scored career-best 6 pts vs. West Ga. (12/21/24)
- Fourth player from Minnesota in program history and first since 2016-17

TOP GAMES		CAREER	
PTS	2 • 2x, Last: Stonehill (12/28/25)	PTS	6 • West Georgia (12/21/24)
REB	2 • Texas Southern (12/20/25)	REB	5 (2x) • Last: APSU (11/8/24)
AST	1 • Texas Southern (12/20/25)	AST	1 (6x) • Last: Tx South (12/20/25)



32 • AALYAH DEL ROSARIO C • 6-6 • Jr. • Santo Domingo, D.R. (LSU) Undeclared • (Ah-LEE-UH)										
	GP-GS	MIN/G	FG%	3FG%	FT%	R/G	A/G	STL	BLK	PTS/G
25-26	15-0	6.3	.500	.000	.500	1.5	0.9	0.3	0.8	1.8
CAREER	80-1	8.6	.503	.000	.543	2.6	0.3	0.3	0.6	3.2

- Transferred to Vanderbilt after two seasons at LSU
- Played in 65 games with one start with the Tigers
- Appeared in six NCAA Tournament games and has played in the Elite 8 in each of the last two seasons with the Tigers
- First player from Dominican Republic in program history

TOP GAMES		CAREER	
PTS	5 • 2x, Last: at WKU (11/19/25)	PTS	27 • McNeese St. (12/12/23)
REB	5 • Alabama State (11/21/25)	REB	10 (2x) • Last: Coppin St. (12/20/23)
AST	2 • 3x, Last: Tx South (12/20/25)	AST	2 • 4x, Last: Tx South (12/20/25)



35 • SACHA WASHINGTON F • 6-2 • Gr. • Lawrenceville, Ga. (Collins Hill HS) Human & Organizational Development • (Sah-SHUH)										
	GP-GS	MIN/G	FG%	3FG%	FT%	R/G	A/G	STL	BLK	PTS/G
25-26	24-24	23.0	.615	.000	.667	7.4	1.5	1.1	0.8	10.1
CAREER	124-97	24.5	.505	.000	.645	7.3	1.2	1.0	1.0	10.2

- Leads team in rebounding (7.4 rpg)
- Active SEC leader in career rebounds w/ 903
- Only active SEC player w/ over 1,000 pts, 900 reb. and 100 blocks in their career
- One of seven active SEC players w/ 1,000-plus career points
- Ranks 5th All-Time at VU in Reb (903) & 10th in blks (126)
- Ranks 25th in school history w/ 1,259 pts
- Has 27 career double-doubles

TOP GAMES		CAREER	
PTS	18 • Auburn (01/22/26)	PTS	33 • vs. La. Tech (12/03/22)
REB	16 • Missouri (01/08/26)	REB	17 • Fairfield (11/12/23)
AST	6 • vs. BYU (11/29/25)	AST	7 • Fairfield (11/12/23)



HC • SHEA RALPH
Fifth Season • UConn '01
7-Time NCAA National Champion • 2000 NCAA Final Four MOP

- 96-61 overall record through five seasons at Vanderbilt
- Led the Commodores to each of the last two NCAA Tournaments, marking the first time Vanderbilt has earned consecutive March Madness bids since going to 15-straight from 1999-2014
- First Vanderbilt women's coach to defeat Tennessee twice in the same season (2024-25)
- Guided Vanderbilt to its first NCAA Tournament bid since the 2014 NCAA Tournament in 2023-24 and posted the Dore's' first NCAA Tournament victory since 2013
- Posted the largest win improvement from one season to next in school history during the 2023-24 season, as Vandy's 23 victories marked an 11-win improvement from 2022-23
- Guided Vandy to a school record six SEC road wins in '23-'24
- Six players have earned All-SEC honors under Ralph

RALPH COACHING CAREER AT VANDERBILT				
SEASON	OVERALL	SEC	SEC FINISH	POSTSEASON
2021-22	16-19	4-12	T-12th	WNIT, Sweet 16
2022-23	12-19	3-13	12th	--
2023-24	23-10	9-7	6th	NCAA, 1st Rd
2024-25	22-11	8-8	T-8th	NCAA, 1st Rd
2025-26	23-2	9-2	--	
TOTAL	96-61	33-42		2 NCAA, 1 WNIT

DORE NOTES

ELITE SCORER

Sophomore Mikayla Blakes' career scoring average of 24.4 points per game is not only tops among all active SEC players, but with Southern Cal's JuJu Watkins missing this season due to injury, the Vanderbilt guard currently holds the highest career scoring average amongst all active NCAA Division I players.

Earlier this season, the Somerset, New Jersey, native recently became the fastest SEC player to score 1,000 points in the NCAA Division I era, accomplishing the feat in 42 games. Blakes is one of nine NCAA Division I players since 1981-82 to score 1,000 points in 42 games or fewer.

AUBREY THE BALLER

Freshman Aubrey Galvan has made an immediate impact on Vanderbilt, as the 5-6 point guard leads all NCAA Division I freshmen in assists (150) and assist per game (6.0), steals (72) and steals per game (2.9). The Deerfield, Illinois, native ranks in the top 20 nationally in assists (11th), assists per game (14th) and steals (18th).

Galvan is the first NCAA Division I women's basketball player since at least 1999-00 to register 7-plus assists and 7-plus rebounds in back-to-back games to begin her career. She dished out seven assists and pulled down nine rebounds vs. California in her collegiate debut in Paris, France, on Nov. 3, then had eight assists and seven rebounds vs. Furman on Nov. 10.

The point guard set the Vanderbilt freshman single-game records for most assists and most steals in a game, as Galvan had 15 helpers and nine steals against Tennessee State on Nov. 23. On Feb. 9, Galvan became the first freshman to score 30 points in an SEC game this season, as Galvan dropped 30 points in the 102-86 victory over No. 10/11 Oklahoma.

SHOWING RANGE

Vanderbilt ranks fourth in the nation in 3-pointers made per game at 9.8, while its 36.8 percent 3-point field goal percentage is 16th-best in the country. Senior Justine Pissott leads the SEC with 75 made 3-pointers, which also is sixth-most in the nation. Her 44.6 percent success rate from behind the arc is second-best in the SEC and ranks 16th in the nation.





DORE NOTES

CAREER-BEST SEASON

A total of three Vandy upperclassmen are having career-best seasons in 2025-26. Senior Justine Pissott (11.5 ppg), graduate Ndjakalenga Mwenentanda (7.6 ppg) and junior Aiyana Mitchell (6.6 ppg) are all posting career-high scoring averages through the first 25 games of the season.

JADA BROWN FROM DOWNTOWN

Senior Jada Brown has been a spark plug in a reserve role for Vandy this season, as she has hit a team-best 20 3-point field goals off the bench. Brown had made at least one 3-pointer in eight of her last 12 games coming off the bench.

NDJAKALENGA LIGHTS UP FROM DEEP

Graduate Ndjakalenga Mwenentanda has found her stroke from behind the arc to begin her lone season as a Commodore, as the Texas transfer is shooting a career-best 32.7 percent (17-of-52) on 3-point field goals. The 6-2 guard has made 17 3-pointers this season after only making seven during her entire 103-game career at Texas. Mwenentanda hit a career-high three 3-point field goals at No. 2/2 South Carolina on Jan. 25.

WASHINGTON BREAKS INTO THE TOP 10

Graduate Sacha Washington recently broke into the top 10 in school history in both career rebound and blocks. Washington currently is fifth on Vanderbilt's all-time rebounding (903) list and 10th blocks (126) lists.

The 6-2 forward leads all active SEC players in rebounds, while she is the only active SEC player to amass over 1,000 points, 900 rebounds and 100 blocks in their career.

COLLECTING MULTIPLE TOP-10 WINS

Vanderbilt's 102-86 win over No. 10/11 Oklahoma marked the team's third victory over a top-10 team this season. It is the first time since the 2008-09 season that Vandy has knocked off multiple top-10 teams in the same season, as it happened four times in 2008-09.

TALL DORES

Vanderbilt has eight players who are 6-2 or taller on its 2025-26 season, with the tallest player being 6-6 center Aalyah Del Rosario. The 2025-26 Commodores hold an average height of 6-1, a growth spurt of four inches compared to their team average height of 5-10 from a season ago.

The increase in height on the roster has allowed the Dores to rank 59th in the NCAA in blocks per game at 4.1. Junior Aiyana Mitchell is 17th in the SEC in blocks with 25, while her 1.04 blocks per game is 16th-best in the conference.

TEAMWORK MAKES THE DREAM WORK

The Commodores rank in the top 10 nationally in assists per game and assist-to-turnover ratio. Vanderbilt is sixth in the nation in assists per game at 19.8, while the Dores' 1.54 assist-to-turnover ratio ranks sixth in NCAA Division I.

Freshman Aubrey Galvan (14th; 2.42) ranks in the top 20 nationally in assist-to-turnover ratio and also sits in the top 15 in the country in assists (10th; 150) and assists per game (14th; 6.0). Galvan leads all freshmen nationally in assists per game and total assists.

RECEIVING HIGH MARKS NATIONALLY

Vanderbilt ranks in the top 25 nationally in 13 different categories. That includes winning percentage (4th; 92.0%), 3-pointers per game (4th; 9.8), assist per game (6th; 19.8), assist-to-turnover ratio (6th; 1.54), scoring margin (10th; 22.2), turnover margin (8th; 8.60), scoring offense (8th; 85.4), field goal percentage (15th; 47.4), 3-point percentage (16th; 36.8), steals per game (21st; 11.8), turnovers forced per game (20th; 21.44), 3-point attempts per game (20th; 26.6) and turnovers per game (21st; 12.8).

MITCH'S BREAKOUT

Junior Aiyana Mitchell has enjoyed a breakout to open the 2025-26 season, as the 6-4 forward is averaging a career-best 6.6 points and 4.6 per game off the bench. Mitchell opened the season with three-straight double-digit scoring performances and scored a career-high 16 points vs. Stonehill on Dec. 28.

TV READY

Vanderbilt has 12 nationally televised games during the 2025-26. Vanderbilt plays on ESPN, ESPN2, or ESPNU a total of six times and will have five games on SEC Network in 2025-26. The Dores play once on FOX for the Coretta Scott King Classic on Jan. 19.

SACHA & MIKAYLA MOVING UP THE VANDY SCORING LIST

Graduate Sacha Washington and sophomore Mikayla Blakes are each climbing up the Vanderbilt all-time scoring list this season. The Commodore duo are just one of two sets of teammates in the SEC to have scored 1,000-plus career points, joining LSU who has three players.

Blakes, who became the fastest Commodore to score 1,000 career points earlier this season (42 gms), is 16th on Vandy's all-time scoring list with 1,417 points. She needs 85 points to move past Jenni Benningfield (1,501; 2000-01) for 15th on the list and 106 points to move into 14th, which is held by Karen Booker (1,522; 1984-87).

Washington is currently 25th on Vanderbilt's all-time scoring list with 1,259 points. She needs 37 points to move past to move past Na'Sheema Hillmon (1,295; 1995-98) for 24th and 52 points to move into 23rd, which is held by Iyana Moore (1,310; 2022-25).

WINNING AT HOME

Vanderbilt has won 14-straight games at Memorial Gym dating back to the 2024-25 season. The Commodores are 59-21 at home under head coach Shea Ralph, and 37-9 at home since the start of the 2023-24 season.

ROAD WARRIORS

The Commodores are 10-2 in road and neutral site games this season. Vanderbilt is 14-8 in SEC road games since the start of the 2023-24 season. Vandy won a program record six road games in 2023-24. Overall, Vanderbilt is 21-9 in true road games since the 2023-24 campaign.

NONCONFERENCE DOMINATION

The Commodores are 63-19 against nonconference foes in the Ralph era. Vanderbilt has won 20 consecutive regular-season games against non-SEC teams.

STARTERS OUTPUT

All five Vanderbilt starters scored 15-plus points on the 99-68 win over Missouri on Jan. 8. It marks the first time since 1999-00 that the Commodores have had all five starters register 15 or more points in a game. It is only the second occurrence in the SEC since 1999-00, as Arkansas also accomplished the feat against Florida on Jan. 5, 2023.



DORE NOTES

RETURNING TO THE GARDEN STATE

Monday's contest in the Coretta Scott King Classic will be a homecoming for a pair of Commodores, as senior Justine Pissott and sophomore Mikayla Blakes return to their home state. Pissott is a Tom Rivers, New Jersey, native and had an illustrious prep career at Red Bank Catholic High School in Red Bank. Blakes is from Somerset, New Jersey, and had a standout career at Rutgers Prep in Franklin Township.

The Garden State talents earned McDonald's All-American honors during their prep careers. Both were five-star recruits and ranked inside the top-12 in the ESPNW/HoopGurlz Top 100 in their respective classes.

ANOTHER TOP-10 PERFORMANCE FOR BLAKES

All-American Mikayla Blakes' 37-point effort at Kentucky on Feb. 8 marked the 10th-most points scored in a contest in Vanderbilt history. It is the sophomore's fourth top-10 scoring performance during her time at Vandy, as she holds the school record for most points scored in a game with 55 at Auburn on Feb. 16, 2025, and her 53 points at Florida on Jan. 30, 2025, rank second-most in school history. Her 38 points at Mississippi State on Jan. 15 ranks ninth.

SECURING A TOP-FIVE WIN

Vanderbilt collected its first win over a consensus top-five team in 18 seasons when the Dores knocked off then-No. 5/5 LSU, 65-61, at Memorial Gymnasium on Jan. 4.

The last time Vandy beat a team placed inside the top five in both major college women's basketball polls came during the 2008-09 season, when Vandy beat No. 3/3 Auburn, 73-70, at Memorial Gym on Feb. 19, 2009.

A RANKED MATCHUP ON WEST END

The Jan. 4 contest between then No. 12/11 Vanderbilt and then-No. 5/5 LSU marked the first time a ranked Vanderbilt team has hosted a ranked opponent at Memorial Gym since the 2013-14 season. The last time took place on Feb. 2, 2014, when the No. 16/18 Commodores defeated No. 17/15 Texas A&M, 71-59.

Additionally, it was the first top-15 women's basketball matchup at Memorial Gym since 2006-07, when No. 12/12 Vanderbilt posted a 68-58 victory over No. 7/7 LSU on Feb. 22, 2007.

SEC HOME OPENERS

Vanderbilt is 18-5 all-time in SEC home openers. The Commodores are 4-1 under Shea Ralph in the first conference home game of the season. Vanderbilt has won three-straight SEC home openers.

NATIONALLY RECOGNIZED

The national honors are rolling in for Vanderbilt women's basketball All-American Mikayla Blakes on the week of Jan. 5-6, as the sophomore has picked up weekly national honors from four different major media outlets.

Blakes averaged 33.5 points, 6.0 assists and 3.0 steals per game to help the Commodores win back-to-back SEC games to open league play. The Somerset, New Jersey, native's efforts earned her National Player of the Week selections from the Naismith Trophy, the Associated Press, and the United States Basketball Writers Association (USBWA). Blakes was also named to the NCAA's Starting 5 for this week.

The sophomore put on a show in front of a nationally-televised audience on ESPN, as Blakes scored 32 points and dished out four assists to help the Dores defeat No. 5/5 LSU, 65-61, at Memorial Gym this past Sunday.

TAKING CARE OF BUSINESS AT HOME AGAINST NONCONFERENCE

The Dores have won 28-straight nonconference home games dating back to the 2022-23 season. Vanderbilt is 41-3 inside Memorial Gym against non-league teams under head coach Shea Ralph. Overall, Vandy is 55-21 at home under Ralph's direction.

MIKAYLA'S RECORD-SETTING 1,000 POINTS

Sophomore Mikayla Blakes became the fastest Vanderbilt and SEC women's basketball player in the NCAA era to score 1,000 career points with a 28-point outing against Virginia on Dec. 3. Blakes accomplished the feat in 42 games, breaking the previous school record of 57 games held by Chantelle Anderson.

The Vanderbilt All-American is the ninth NCAA women's basketball player to score 1,000 career points in 42 games or fewer since the 1981-82 season. Overall, Blakes is the 13th women's college basketball player to reach the 1,000-point plateau in 42 games or less.

WELL-TRAVELED COMMODORES

Vanderbilt opened the 2025-26 season with a long excursion, as the Commodores endured a 10-day stretch from Oct. 26 to Nov. 4 where they traveled roughly 9,458 miles.

The Commodores began the season playing in a pair of premier women's basketball events. Vandy defeated Memphis, 104-68, in an exhibition game at the FedExForum for the 2025 Hoops for St. Jude® Tip Off Classic. After making the 424-mile round-trip to Memphis, the Dores traveled roughly 9,000 miles round-trip to Paris, France for Oui-Play Paris 2025. The Dores spent Oct. 29-Nov. 4 in the City of Light, and knocked off California, 74-65, on Nov. 3.

JUSTINE'S BIG THANKSGIVING WEEKEND

Senior Justine Pissott had a massive Thanksgiving weekend at the Paradise Jam, as the 6-4 guard was selected to the Island Division All-Tournament team after averaging 17.5 points, 8.0 rebounds and 3.0 assists in a pair of wins to help the Dores win the Paradise Jam Island Division. She hit nine 3-pointers in total in the U.S. Virgin Islands and shot an even 50 percent from behind the arc.

Pissott recorded her first career double-double in Game 2 at the Paradise Jam, as she tallied 18 points to go along with a personal-best 10 rebounds in a victory over BYU.

BLAKES FEAST ON THANKSGIVING

Sophomore Mikayla Blakes scored a season-high 35 points in Thursday's win over Oregon State at the Paradise Island Jam. The guard was efficient throughout the evening for the Commodores, as Blake shot 54.5 percent from the field, going 12-of-22. Her 35-point performance against the Beavers marks the seventh time Blakes has registered 30-plus points in her collegiate career, while it is her second 30-point game of this season. All 35 points Blakes scored came in the first three quarters of play, as the Dores maintained a 20-plus-point lead in the final frame.

AUBREY'S RECORD-MATCHING PERFORMANCE AGAINST TSU

Aubrey Galvan dished out 15 assists and had nine steals to tie the Vandy freshman single-game record in the victory over Tennessee State on Nov. 23. Her 15 helpers against the Tigers matched Ashley Smith's freshman program record, which she set on Nov. 29, 1998, against Hampton. Galvan's nine steals vs. TSU equaled Deborah Denton's record set against New Mexico State on Jan. 4, 1987.





DORE NOTES

DOUBLE TROUBLE AGAINST THE LADY TIGERS

Graduate Sacha Washington and freshman Aubrey Galvan each had a double-double in Sunday's 99-43 victory over Tennessee State. Washington posted her second double-double of the season with a 13-point, 10-rebound effort against the Lady Tigers, while Galvan flirted with a triple-double, as she scored 16 points to go along with 15 assists and nine steals. It marked the first time a pair of Commodores had a double-double in the same game since Dec. 14, 2024, against Evansville.

WASHINGTON'S DOUBLE-DOUBLE IN CLARKSVILLE

Graduate Sacha Washington recorded a double-double in the win at Austin Peay, as the 6-2 forward scored 10 points and pulled down 10 rebounds. It is Washington's 23rd career double-double at Vanderbilt, while it is her first since March 20, 2024, after she missed last season due to a medical condition.

AUBREY IN PARIS

Freshman Aubrey Galvan flirted with a triple-double in her Vanderbilt debut, as the 5-6 guard collected nine rebounds, seven points and seven assists against California in Paris.

Galvan's nine rebounds are the most by a Commodore freshman in their debut since Koi Love's 10-carom effort against Jacksonville State on Nov. 5, 2019.

Her seven assists are the most by a Vanderbilt freshman in their debut since Minta Spears had seven assists against Mississippi Valley State on Nov. 15, 2015.

MITCH'S DOUBLE-DOUBLE OFF THE BENCH IN PARIS

Junior Aiyana Mitchell collected her first career double-double in the 2025-26 season-opening win over California. The 6-4 forward scored a personal-best 12 points pulled down 10 rebounds and had three assists, blocks and steals each in a career-high 25 minutes off the bench. Mitchell is the first Commodore to register a double-double in a reserve role since Leilani Kapinus had an 11-rebound, 10-point effort against Evansville on Dec. 14, 2024.

ELITE SCORER RETURNS

Vanderbilt sophomore Mikayla Blakes returns the fourth-highest scoring average in all of NCAA Division I, as last year's USBWA Tamika Catchings National Freshman of the Year returns 23.3 points per game from a season ago. Blakes is also the top returning scorer among all returning SEC players this season.

WELCOME BACK SACHA

Vanderbilt graduate Sacha Washington played in her first official game for the Commodores in 591 days in Paris after she redshirted the 2024-25 campaign due to a medical condition. The 6-2 forward registered 10 points, eight rebounds and a team-high four steals in 27 minutes of action. It was her 50th career game with 10 points or more.

SEC PROJECTIONS

Expectations are high for the Commodores coming into the 2025-26 season, as the Commodores had their highest placement in the preseason SEC polls under Shea Ralph. Vanderbilt was selected to finish seventh in the preseason SEC media poll, while the league's coaches projected an eighth-place finish for the Does. Vanderbilt has posted back-to-back non-losing campaigns in SEC play, winning a total of 17 conference games over the last two seasons.

Sophomore Mikayla Blakes earned preseason first-team All-SEC honors from both the coaches and media. The guard is the top returning scorer in the SEC this season, as she averaged 23.3 points per game as a freshman a season ago.

ONE OF THE SEC'S BEST RETURNS

Graduate Sacha Washington returns to action after missing the 2024-25 campaign with a medical issue. Now with a clean bill of health, the 6-2 forward looks to pick up where she left off in 2022-23. Washington is the only active SEC player to collect over 1,000 points, 700 rebounds, and 100 blocks in their career.

She became the 41st Commodore to score 1,000 career points during Vanderbilt's 2024 NCAA Tournament run. She comes into the year having amassed 1,008 points, 720 rebounds, 108 blocks, and 105 assists in 99 career games with 72 starts.

2025-26 ROSTER BREAKDOWN

Vanderbilt returns seven players from last season's squad and rounded out the roster with five newcomers. The Commodores also welcomed back the return of graduate Sacha Washington after she redshirted last season due to a medical condition.

Sophomore Mikayla Blakes is the lone returning starter from last year's 22-win team, while Washington has started in 72 career games at Vanderbilt and has averaged double-digit points in each of her three seasons at Vandy. Along with Blakes, the Commodores bring back Jada Brown, Madison Greene, Justine Pissott, Aiyana Mitchell, Aga Makurat and Trinity Wilson.

The Does brought in a pair of NCAA Division I transfers and three high schoolers. Graduate Ndjakalenga Mwenentanda and junior Aalyah Del Rosario bring ample March Madness experience, playing in a combined 16 NCAA Tournament games. Mwenentanda, a 6-2 guard, comes to the Music City after a three-year tenure at Texas, where she started for the Longhorns in the Sweet 16, Elite 8 and Final Four. Del Rosario, a 6-6 center, transferred in from LSU, where she was an All-SEC freshman team selection in 2023-24.

Freshmen Ava Black, Aubrey Galvan and Monique Williams round out the roster. Williams enrolled at Vanderbilt for the 2025 Spring semester and practiced with the team. Black and Galvan come to the program with high profiles, with Black being ranked as one of New England's top prospects and Galvan being the MaxPreps Illinois Player of the Year.



2025-26 HONORS & AWARDS

MIKAYLA BLAKES • So. • 5-8 • G • Somerset, N. J.

- Wooden Award Late Midseason Top 20 Watch List (Feb. 10)
- NCAA Starting Five (Feb. 10)
- AP National Player of the Week (Feb. 10)
- Co-SEC Player of the Week (Feb. 10)
- TWSA Player of the Week (Feb. 10)
- Ann Meyers Drysdale Shooting Guard of the Year Award Midseason Top 10 (Feb. 3)
- TWSA Player of the Week (Feb. 3)
- Naismith National Defensive Player of the Year Watch List (Jan. 27)
- Co-SEC Player of the Week (Jan. 20)
- TWSA Player of the Week (Jan. 14)
- USA Basketball 2025 5-on-5 Female Athlete of the Year (Jan. 8)
- Naismith Trophy Midseason Top 25 National Player of the Year Watch List (Jan. 7)
- AP National Player of the Week (Jan. 6)
- USBWA Ann Meyers Drysdale National Players of the Week (Jan. 6)
- SEC Co-Player of the Week (Jan. 6)
- NCAA Starting Five (Jan. 5)
- Naismith Trophy National Player of the Week (Jan. 5)
- TWSA Player of the Week (Dec. 9)
- NCAA Starting Five (Dec. 9)
- SEC Co-Player of the Week (Dec. 2)
- USBWA Ann Meyers Drysdale National Players of the Week (Dec. 2)
- Paradise Jam Island Division MVP (Nov. 29)
- Paradise Jam Island Division All-Tournament Team (Nov. 29)
- USBWA Ann Meyers Drysdale Player of the Year Preseason Watch List (Nov. 7)
- WBCA Wade Trophy Player Watch List (Nov. 5)
- USA Today Sports Network Preseason All-America Second Team (Oct. 31)
- Jersey Mike's Naismith Trophy Women's College Player of the Year Watch List (Oct. 30)
- The Athletic Preseason All-America First Team (Oct. 28)
- Preseason Ann Meyers Drysdale Shooting Guard of the Year Award Watch List (Oct. 28)
- Preseason All-SEC First Team - Coaches (Oct. 22)
- Preseason All-SEC First Team - Media (Oct. 13)

SACHA WASHINGTON • Gr. • 6-2 • F • Lawrenceville, Ga.

- Katrina McLain Power Forward of the Year Award Midseason Top 10 (Feb. 5)
- Preseason Katrina McLain Power Forward of the Year Award Watch List (Oct. 30)

AALYAH DEL ROSARIO • Jr. • 6-6 • C • Santo Domingo, D.R.

- Preseason Lisa Leslie Center of the Year Award Watch List (Oct. 31)

JADA BROWN • Sr. • 5-8 • G • Bentonville, Ark.

- Kay Yow Servant Leader Award

AUBREY GALVAN • Fr. • 5-6 • G • Deerfield, Ill.

- SEC Freshman of the Week (Feb. 10)
- SEC Freshman of the Week (Jan. 20)
- SEC Co-Freshman of the Week (Jan. 6)
- SEC Co-Freshman of the Week (Nov. 25)
- NCAA Starting Five (Nov. 25)

JUSTINE PISSOTT • Sr. • 6-4 • G/F • Toms River, N.J.

- Paradise Jam Island Division All-Tournament Team (Nov. 29)

HONORS & AWARDS NOTES

BLAKES AND GALVAN HONORED AGAIN (JAN. 20)

For the second time this season, the Vanderbilt women's basketball backcourt duo of Mikayla Blakes and Aubrey Galvan earned SEC honors in the same week, as the conference office named Blakes the SEC Co- Player of the Week and Galvan was selected as SEC Freshman of the Week on Tuesday.

It is the third time this season that Blakes and Galvan have been honored with a weekly award from the SEC. Blakes picks up SEC Co-Player of the Week honors, sharing with Georgia's Dani Carnegie, after averaging 26.0 points, 5.5 assists and 3.5 rebounds in a pair of Quad 1 wins for the Commodores. Galvan earns her first outright SEC Freshman of the Week award after putting up 14.0 points and 4.0 assists in the two victories at Mississippi State and vs. No. 7/7 Michigan. The Commodore backcourt duo previously earned SEC honors in the same week on Jan. 6.

BLAKES AND GALVAN EARN SEC WEEKLY HONORS (JAN. 6)

Vanderbilt's backcourt duo of Mikayla Blakes and Aubrey Galvan picked up a weekly award from the conference office on Jan. 6, as Blakes was named SEC Co-Player of the Week and Galvan was selected as SEC Co-Freshman of the Week. It is the second time each player has earned a weekly accolade from the SEC this season.

BLAKES NAMED SEC PLAYER OF THE WEEK (DEC. 2)

Mikayla Blakes' Thanksgiving weekend feast at the 2025 U.S. Virgin Islands Paradise Jam earned her SEC Co-Player of the Week honors, as the All-American captures her first weekly award from the conference this season.

Blakes was named the Island Division MVP at the Paradise Jam after averaging 31.0 points, 5.0 assists, 4.0 rebounds and 3.0 steals per game. Her efforts helped the Commodores go 2-0 in the U.S. Virgin Islands to win the Island Division title. The Vanderbilt guard shares the SEC Player of the Week honor with Rori Harmon of Texas.

It is the second time that the sophomore has won SEC Player of the Week, as she previously earned the distinction during her freshman campaign on Feb. 11, 2025. It is Blakes' ninth SEC weekly award in her career, as she was named SEC Freshman of the Week a school-record seven times last season.

BLAKES SELECTED TO USBWA ANN MEYERS DRYSDALE NATIONAL PLAYERS OF THE WEEK (DEC. 2)

Blakes' high-end performance in the U.S. Virgin Islands also earned her a spot on the USBWA Ann Meyers Drysdale National Players of the Week honors. She was one of five players named to this week's squad. It is the first time this season she has been selected to the USBWA's national team of the week.



HONORS & AWARDS NOTES

GALVAN NAMED SEC FRESHMAN OF THE WEEK (NOV. 25)

Aubrey Galvan was named the SEC Co-Freshman of the Week after she tied a pair of school freshman single-game records.

The point guard matched the Vanderbilt freshman single-game record for assists, as well as the freshman single-game record for most steals against Tennessee State. The point guard recorded 15 assists and nine steals against the Lady Tigers in last Sunday's 99-43 victory.

Her 15 helpers vs. TSU matched Ashley Smith's Vanderbilt freshman record for most assists in a game, which she set on Nov. 29, 1998, against Hampton. Her nine steals equaled Deborah Denton's freshman single-game record set against New Mexico State on Jan. 4, 1987.

The Deerfield, Illinois, native averaged 10.3 assists, 7.7 points, 3.7 steals and 3.3 rebounds to help No. 17-ranked Vanderbilt go 3-0 this past week. The guard dished out eight or more assists in all three contests, as she shares SEC Freshman of the Week honors with Alabama's Ace Austin.

TRIO OF DORES RECEIVE PRESEASON HONORS

Vanderbilt had three players selected to a preseason watch list for the Naismith Basketball Hall of Fame Starting 5 Awards. Graduate Sacha Washington was named to the Katrina McClain Power Forward of the Year Award, while sophomore Mikayla Blakes was selected to the Ann Meyers-Drysdale Shooting Guard of the Year Award and junior Aalyah Del Rosario earned a spot on the Lisa Leslie Center of the Year Award.





SEC WEEKLY AWARDS

SEC PLAYER OF THE WEEK

Week 1: Liv McGill, Florida
Week 2: Joyce Edwards, South Carolina
Week 3: Clara Strack, Kentucky
Week 4: Mikayla Blakes, Vanderbilt/Rori Harmon, Texas
Week 5: Madina Okot, Mississippi State
Week 6: Raegan Beers, Oklahoma/Madison Booker, Texas
Week 7: Joyce Edwards, South Carolina
Week 8: Favour Nwaedoz, Mississippi St./ Me'Arah O'Neal, Florida
Week 9: Mikayla Blakes, Vanderbilt/Tonie Morgan, Kentucky
Week 10: Jessica Timmons, Alabama/Cotie McMahon, Ole Miss
Week 11: Mikayla Blakes, Vanderbilt/Dani Carnegie, Georgia
Week 12: Dani Carnegie, Georgia/Cotie McMahon, Ole Miss
Week 13: Cotie McMahon, Ole Miss
Week 14: Mikayla Blakes, Vanderbilt/ Joyce Edwards, South Carolina

SEC FRESHMAN OF THE WEEK

Week 1: Bonnie Deas, Arkansas
Week 2: Aaliyah Chavez, Oklahoma
Week 3: Aubrey Galvan, Vanderbilt/Ace Austin, Alabama
Week 4: Aaliyah Chavez, Oklahoma
Week 5: Aaliyah Chavez, Oklahoma
Week 6: Aaliyah Chavez, Oklahoma/Mia Pauldo, Tennessee
Week 7: Harissoum Coulibaly, Auburn/Grace Knox, LSU
Week 8: Jaylah Lampley Mississippi State
Week 9: Aubrey Galvan, Vanderbilt/ Aaliyah Chavez, Oklahoma
Week 10: Mia Pauldo, Tennessee
Week 11: Aubrey Galvan, Vanderbilt
Week 12: Aaliyah Chavez, Oklahoma
Week 13: Madison Francis, Mississippi State
Week 14: Aubrey Galvan, Vanderbilt

SEC PRESEASON POLLS

2025-26 PRESEASON SEC WOMEN'S BASKETBALL COACHES POLL

- | | |
|-------------------|-----------------------|
| 1) Texas | 9) Alabama |
| 2) South Carolina | 10) Florida |
| 3) LSU | 11) Georgia |
| 4) Oklahoma | 12) Mississippi State |
| 5) Tennessee | 13) Texas A&M |
| 6) Ole Miss | 14) Missouri |
| 7) Kentucky | 15) Auburn |
| 8) Vanderbilt | 16) Arkansas |

SEC PRESEASON PLAYER OF THE YEAR - COACHES

Madison Booker, Texas

ALL-SEC FIRST TEAM - COACHES

Flau'Jae Johnson, LSU
 Mikaylah Williams, LSU
 Raegan Beers, Oklahoma
 Joyce Edwards, South Carolina
 Ta'Niya Latson, South Carolina
 Talaysia Cooper, Tennessee
 Madison Booker, Texas
 Mikayla Blakes, Vanderbilt

ALL-SEC SECOND TEAM - COACHES

Essence Cody, Alabama
 Liv McGill, Florida
 Teonni Key, Kentucky
 Clara Strack, Kentucky
 MiLaysia Fulwiley, LSU
 Cotie McMahon, Ole Miss
 Payton Verhulst, Oklahoma
 Rori Harmon, Texas

2025-26 PRESEASON SEC WOMEN'S BASKETBALL MEDIA POLL

- | | |
|-------------------|-----------------------|
| 1) South Carolina | 9) Alabama |
| 2) Texas | 10) Mississippi State |
| 3) LSU | 11) Florida |
| 4) Tennessee | 12) Georgia |
| 5) Oklahoma | 13) Missouri |
| 6) Ole Miss | 14) Texas A&M |
| 7) Vanderbilt | 15) Auburn |
| 8) Kentucky | 16) Arkansas |

SEC PRESEASON PLAYER OF THE YEAR - MEDIA

Madison Booker, Texas

ALL-SEC FIRST TEAM - MEDIA

Flau'Jae Johnson, LSU
 Reagan Beers, Oklahoma
 Joyce Edwards, South Carolina
 Madison Booker, Texas
 Mikayla Blakes, Vanderbilt

ALL-SEC SECOND TEAM - MEDIA

Clara Strack, Kentucky
 Mikaylah Williams, LSU
 Cotie McMahon, Ole Miss
 Ta'Niya Latson, South Carolina
 Talaysia Cooper, Tennessee
 Rori Harmon, Texas





2025-26 STATISTICAL RANKINGS 2025-26 LEADERS & MISCELLANEOUS STATS

Statistic	RANKING (as of Feb. 10)		
	NCAA	SEC	VALUE
Assist/Turnover Ratio (359 ranked)	6	2	1.54
Assists Per Game (359 ranked)	6	2	19.8
Bench Points Per Game (359 ranked)	203	10	17.8
Blocks Per Game (359 ranked)	59	10	4.1
Field Goal Percentage (359 ranked)	15	4	47.4
Field Goal Percentage Defense (359 ranked)	258	16	41.6
Fouls Per Game (359 ranked)	58	3	14.9
Free Throw Attempts Per Game (359 ranked)	141	11	17.64
Free Throw Percentage (359 ranked)	52	2	75.5
Free Throws Made Per Game (359 ranked)	97	11	13.32
Rebound Margin (359 ranked)	155	12	1.8
Rebounds (Defensive) Per Game (359 ranked)	315	15	22.7
Rebounds (Offensive) Per Game (359 ranked)	70	9	13.6
Rebounds Per Game (359 ranked)	208	15	36.24
Scoring Defense (359 ranked)	154	9	63.2
Scoring Margin (359 ranked)	10	5	22.2
Scoring Offense (359 ranked)	8	5	85.4
Steals Per Game (359 ranked)	21	3	11.8
Three Point Attempts Per Game (359 ranked)	20	3	26.6
Three Point Percentage (359 ranked)	16	5	36.8
Three Point Percentage Defense (359 ranked)	241	13	31.5
Three Pointers Per Game (359 ranked)	4	1	9.8
Turnover Margin (359 ranked)	8	2	8.60
Turnovers Forced Per Game (359 ranked)	20	3	21.44
Turnovers Per Game (359 ranked)	21	3	12.8
Winning Percentage (356 ranked)	4	2	92.0

INDIVIDUAL

RANKING (as of Feb. 10)
NCAA SEC VALUE

MIKAYLA BLAKES

Assist/Turnover Ratio	100	13	1.68
Assists	43	8	116
Assists Per Game	56	8	4.6
Field Goal Attempts	1	1	489
Field Goal Percentage	137	15	46.0
Field Goal Made	2	1	225
Free Throw Attempts	9	1	161
Free Throw Percentage	68	4	84.5
Free Throw Made	4	1	136
Minutes Per Game	95	5	33.85
Points Scored	1	1	648
Points Per Game	1	1	25.9
Steals	13	3	77
Steals Per Game	18	4	3.08
Three Point Attempts	18	4	188
Three Point Percentage	164	13	33.0
Three Pointers Made	44	7	62
Three Pointers Per Game	59	7	2.48

AUBREY GALVAN

Assist/Turnover Ratio	14	4	2.42
Assists	10	3	150
Assists Per Game	14	4	6.0
Minutes Per Game	96	6	33.85
Steals	18	5	72
Steals Per Game	28	7	2.88

JUSTINE PISSOTT

Three Point Attempts	41	6	168
Three Point Percentage	16	2	44.6
Three Pointers Made	6	1	75
Three Pointers Per Game	14	1	3.00

SACHA WASHINGTON

Rebounds	110	10	183
Offensive Rebounds Per Game	23	3	3.7
Rebounds Per Game	164	10	7.3

AIYANA MITCHELL

Blocks	147	13	26
Blocks Per Game	193	15	1.04

Leading Scorer • Season

Mikayla Blakes • 25.9 ppg

Leader in FG% • Season

Mikayla Blakes • 46.0% (225-489)

Leader in FT% • Season

Mikayla Blakes • 84.5% (136-161)

Leader in 3P FG% • Season

Justine Pissott • 44.6% (75-168)

Leader in 3P FGM • Season

Justine Pissott • 75

Leading Rebounder • Season

Sacha Washington • 7.3 rpg

Leader in Assists • Season

Aubrey Galvan • 6.0 apg

Leader in Steals • Season

Mikayla Blakes • 3.1 spg

Leader in Blocks • Season

Aiyana Mitchell • 1.0 bpg

20-Pt Scoring Games

Mikayla Blakes • 20

Aubrey Galvan • 2

Justine Pissott • 2

Aga Makurat • 1

30-Pt Scoring Games

Mikayla Blakes • 8

Aubrey Galvan • 1

40-Pt Scoring Games

--

50-Pt Scoring Games

--

Ind. High Points • Game

38 • Mikayla Blakes
at Mississippi State (01/15/26)

Ind. High Rebounds • Game

16 • Sacha Washington
Missouri (01/08/26)

Ind. High FTM • Game

12 • Mikayla Blakes
Virginia (12/3/25)

Ind. High 3P FGM • Game

7 • Justine Pissott
vs. Texas Southern (12/20/25)

Ind. High Assists • Game

15 • Aubrey Galvan
Tennessee State (11/23/25)

Ind. High Blocks • Game

4 • Aiyana Mitchell (3x)
UAlbany (12/18/25)

Ind. High Steals • Game

9 • Aubrey Galvan
Tennessee State (11/23/25)

Longest Scoring Run

27-0 • vs. Tennessee State (11/23/25)

Longest Scoring Run in SEC

15-0 • vs. Missouri (01/08/26)

Longest Opp. Scoring Run

13-0 • vs. Oregon State (11/27/25)

Longest Opp. Scoring Run in SEC

12-0 • vs. Florida (02/01/26)

Largest Margin of Victory

59 pts • 109-50 • Stonehill (12/28/25)

Largest Margin of Victory in SEC

40 pts • 91-51 • at Texas A&M (01/11/26)

Largest Halftime Lead

46 pts • 56-10 • Tennessee St. (11/23/25)

Largest Halftime Lead in SEC

19 pts • 43-24 • at Texas A&M (01/11/26)

59-40 • Oklahoma (02/09/26)

Largest Halftime Deficit

11 pts • 44-55 • at South Carolina (01/25/26)

Largest Halftime Deficit in a Win

9 pts • 25-34 • vs. Florida (02/01/26)

Largest Halftime Lead in a Loss

--

Largest Vandy Lead

64 pts • 101-37 • Stonehill (12/28/25)

Largest Vandy Lead in SEC

43 pts • 91-48 • at Texas A&M (01/11/26)

Largest Vandy Deficit

35 pts • 68-103 • at South Carolina (01/25/26)

Largest Vandy Lead in a Loss

--

Largest Vandy Deficit in a Win

16 pts • 16-32 • vs. BYU (11/29/25)

Largest Vandy Deficit in a Win in SEC

15 pts • vs. Florida (02/01/26)

Largest 2nd Half Deficit in a Win

11 pts • 25-36 • vs. Florida (02/01/26)

2025-26 SCORING HIGH-LOW QUARTERS

Most 1st Quarter Points Scored

34 • Stonehill • 12/28/25

Most 1st Quarter Points Scored (SEC Games)

31 • Oklahoma • 02/09/26

Fewest 1st Quarter Points Scored

10 • Florida • 02/01/26

Fewest 1st Quarter Points Scored (SEC Games)

10 • Florida • 02/01/26

Most 2nd Quarter Points Scored

28 • 2x, Last: Oklahoma • 02/09/26

Most 2nd Quarter Points Scored (SEC Games)

28 • 2x, Last: Oklahoma • 02/09/26

Fewest 2nd Quarter Points Scored

7 • LSU • 01/04/26

Fewest 2nd Quarter Points Scored (SEC Games)

7 • LSU • 01/04/26

Most 3rd Quarter Points Scored

32 • Florida • 02/01/26

Most 3rd Quarter Points Scored (SEC Games)

32 • Florida • 02/01/26

Fewest 3rd Quarter Points Scored

12 • at South Carolina • 01/25/26

Fewest 3rd Quarter Points Scored (SEC Games)

12 • at South Carolina • 01/25/26

Most 4th Quarter Points Scored

31 • Missouri • 01/08/26

Most 4th Quarter Points Scored (SEC Games)

31 • Missouri • 01/08/26

Fewest 4th Quarter Points Scored

11 • vs. Michigan • 01/19/26

Fewest 4th Quarter Points Scored (SEC Games)

17 • Oklahoma • 02/09/26

Most 1st Quarter Points Allowed

33 • at South Carolina • 01/25/26

Most 1st Quarter Points Allowed (SEC Games)

33 • at South Carolina • 01/25/26

Fewest 1st Quarter Points Allowed

5 • Texas Southern • 12/20/25

Fewest 1st Quarter Points Allowed (SEC Games)

12 • 2x, Last: Auburn • 01/22/26

Most 2nd Quarter Points Allowed

25 • vs. Oregon State (11/27/25)

Most 2nd Quarter Points Allowed (SEC Games)

22 • 2x, Last: Kentucky • 02/05/26

Fewest 2nd Quarter Points Allowed

4 • 2x, Last: Texas Southern • 12/20/25

Fewest 2nd Quarter Points Allowed (SEC Games)

10 • at Texas A&M • 01/11/26

Most 3rd Quarter Points Allowed

28 • Oklahoma • 02/09/26

Most 3rd Quarter Points Allowed (SEC Games)

28 • Oklahoma • 02/09/26

Fewest 3rd Quarter Points Allowed

6 • Alabama State • 11/21/25

Fewest 3rd Quarter Points Allowed (SEC Games)

12 • 3x, Last: Florida • 02/01/26

Most 4th Quarter Points Allowed

29 • at Mississippi State • 01/15/26

Most 4th Quarter Points Allowed (SEC Games)

29 • at Mississippi State • 01/15/26

Fewest 4th Quarter Points Allowed

4 • UAlbany • 12/19/25

Fewest 4th Quarter Points Allowed (SEC Games)

12 • 2x, Last: Auburn • 01/22/26





2025-26 OVERALL STATS

Game Records

Record	Overall	Home	Away	Neutral
ALL GAMES	23-2	13-0	6-1	4-1
CONFERENCE	9-2	5-0	4-1	0-1
NON-CONFERENCE	14-0	8-0	2-0	4-0

Score by Periods

Team	1st	2nd	3rd	4th	OT	TOT
Vanderbilt	518	499	608	509	0	2134
Opponents	382	364	400	434	0	1580

Team Box Score

No.	Player				Total		3-Point		F-Throw		Rebounds													
		GP-GS	MIN	AVG	FG-FGA	FG%	3FG-3FGA	3FG%	FT-FTA	FT%	OFF	DEF	TOT	AVG	PF	DQ	A	TO	BLK	STL	PTS	AVG		
1	BLAKES, Mikayla	25-25	846:14	33.8	225-489	.460	62-188	.330	136-161	.845	30	66	96	3.8	50	0	116	69	6	77	648	25.9		
3	GALVAN, Aubrey	25-25	846:11	33.8	120-287	.418	44-137	.321	30-37	.811	12	65	77	3.1	38	0	150	62	3	72	314	12.6		
13	PISSOTT, Justine	25-25	706:34	28.3	101-225	.449	75-168	.446	11-14	.786	21	91	112	4.5	57	0	63	31	19	12	288	11.5		
35	WASHINGTON, Sacha	25-25	572:32	22.9	101-170	.594	0-0	.000	49-73	.671	93	90	183	7.3	51	0	38	34	18	27	251	10.0		
15	MWENENTANDA, Ndjakalenga	25-25	509:13	20.4	66-138	.478	17-52	.327	40-47	.851	30	51	81	3.2	40	0	24	23	10	27	189	7.6		
14	MITCHELL, Aiyana	25-0	423:47	17.0	65-104	.625	0-0	.000	36-60	.600	54	62	116	4.6	45	0	26	27	26	25	166	6.6		
2	BROWN, Jada	25-0	503:45	20.2	31-83	.373	20-53	.377	11-13	.846	6	23	29	1.2	28	0	39	23	2	28	93	3.7		
24	MAKURAT, Aga	23-0	231:45	10.1	31-69	.449	21-49	.429	2-2	1.000	12	22	34	1.5	17	0	13	10	5	7	85	3.7		
8	BLACK, Ava	21-0	200:21	9.5	23-45	.511	5-17	.294	6-8	.750	18	30	48	2.3	28	0	10	11	1	14	57	2.7		
32	DEL ROSARIO, Aalyah	15-0	94:02	6.3	10-20	.500	0-0	.000	7-14	.500	8	14	22	1.5	14	0	13	13	12	4	27	1.8		
11	WILLIAMS, Monique	10-0	45:45	4.6	4-9	.444	1-1	1.000	2-6	.333	2	2	4	0.4	2	0	1	1	0	0	11	1.1		
30	WILSON, Trinity	6-0	19:50	3.3	1-1	1.000	0-0	.000	3-6	.500	1	2	3	0.5	2	0	2	6	0	2	5	0.8		
Team											52	49	101					11						
Total		25	5000		778-1640	.474	245-665	.368	333-441	.755	339	567	906	36.2	372	0	495	321	102	295	2134	85.4		
Opponents		25	5000		599-1441	.416	159-504	.315	223-320	.697	298	562	860	34.4	447	7	314	536	63	168	1580	63.2		

Team Statistics

	VU	OPP
Scoring	2134	1580
Points per game	85.4	63.2
Scoring margin	+22.2	-
Field goals-att	778-1640	599-1441
Field goal pct	.474	.416
3 point fg-att	245-665	159-504
3-point FG pct	.368	.315
3-pt FG made per game	9.8	6.4
Free throws-att	333-441	223-320
Free throw pct	.755	.697
F-Throws made per game	13.3	8.9
Rebounds	906	860
Rebounds per game	36.2	34.4
Rebounding margin	+1.8	-
Assists	495	314
Assists per game	19.8	12.6
Turnovers	321	536
Turnovers per game	12.8	21.4
Turnover margin	+8.6	-
Assist/turnover ratio	1.5	0.6
Steals	295	168
Steals per game	11.8	6.7
Blocks	102	63
Blocks per game	4.1	2.5
Winning streak	3	-
Home win streak	13	-
Attendance	46203	36044
Home games-Avg/Game	13-3554	7-5149
Neutral site-Avg/Game	-	5-3152

Team Results

Date	Opponent		Score	Att.
11/03/2025	vs California	W	74-65	5712
11/10/2025	Furman	W	96-48	2352
11/12/2025	at Austin Peay	W	75-65	1178
11/19/2025	at Western Ky.	W	87-49	1536
11/21/2025	Alabama St.	W	92-38	3733
11/23/2025	Tennessee St.	W	99-43	2508
11/27/2025	vs Oregon St.	W	88-66	824
11/29/2025	vs BYU	W	84-71	324
12/03/2025	Virginia	W	81-68	2661
12/15/2025	South Fla.	W	87-58	2188
12/18/2025	UAlbany	W	64-35	2221
12/20/2025	Texas Southern	W	96-46	2511
12/28/2025	Stonehill	W	109-50	2487
01/01/2026	at Arkansas	W	88-71	3633
01/04/2026	LSU	W	65-61	6576
01/08/2026	Missouri	W	99-68	3141
01/11/2026	at Texas A&M	W	91-51	3426
01/15/2026	at Mississippi St.	W	89-84	4082
01/19/2026	vs Michigan	W	72-69	6742
01/22/2026	Auburn	W	81-53	3241
01/25/2026	at South Carolina	L	74-103	17002
01/30/2026	vs Ole Miss	L	75-83	2158
02/01/2026	Florida	W	82-66	9268
02/05/2026	at Kentucky	W	84-83	5187
02/09/2026	Oklahoma	W	102-86	3316



Game Records

Record	Overall	Home	Away	Neutral
ALL GAMES	9-2	5-0	4-1	0-1
CONFERENCE	9-2	5-0	4-1	0-1
NON-CONFERENCE	0-0	0-0	0-0	0-0

Score by Periods

Team	1st	2nd	3rd	4th	OT	TOT
Vanderbilt	216	199	265	250	0	930
Opponents	204	190	201	214	0	809

Team Box Score

No.	Player				Total		3-Point		F-Throw		Rebounds											
		GP-GS	MIN	AVG	FG-FGA	FG%	3FG-3FGA	3FG%	FT-FTA	FT%	OFF	DEF	TOT	AVG	PF	DQ	A	TO	BLK	STL	PTS	AVG
1	BLAKES, Mikayla	11-11	405:41	36.9	112-244	.459	31-89	.348	68-76	.895	13	29	42	3.8	26	0	62	37	1	26	323	29.4
3	GALVAN, Aubrey	11-11	382:14	34.7	60-133	.451	20-66	.303	22-26	.846	6	19	25	2.3	18	0	54	29	2	30	162	14.7
13	PISSOTT, Justine	11-11	325:09	29.6	42-95	.442	33-73	.452	8-10	.800	7	37	44	4.0	29	0	21	13	9	4	125	11.4
35	WASHINGTON, Sacha	11-11	287:45	26.2	48-74	.649	0-0	.000	22-37	.595	45	42	87	7.9	27	0	16	13	8	6	118	10.7
15	MWENENTANDA, Ndjakalenga	11-11	232:27	21.1	27-61	.443	8-28	.286	19-22	.864	14	26	40	3.6	19	0	9	9	2	15	81	7.4
14	MITCHELL, Aiyana	11-0	180:27	16.4	20-38	.526	0-0	.000	10-21	.476	17	20	37	3.4	20	0	12	11	7	11	50	4.5
24	MAKURAT, Aga	9-0	79:31	8.8	9-17	.529	8-15	.533	0-0	.000	2	6	8	0.9	6	0	2	5	1	1	26	2.9
2	BROWN, Jada	11-0	215:22	19.6	10-27	.370	9-22	.409	1-2	.500	3	8	11	1.0	12	0	17	11	1	9	30	2.7
8	BLACK, Ava	11-0	64:59	5.9	4-13	.308	1-6	.167	2-3	.667	5	7	12	1.1	8	0	2	6	0	2	11	1.0
11	WILLIAMS, Monique	2-0	05:12	2.6	1-1	1.000	0-0	.000	0-0	.000	0	1	1	0.5	0	0	0	0	0	0	2	1.0
32	DEL ROSARIO, Aalyah	4-0	14:57	3.7	1-2	.500	0-0	.000	0-0	.000	0	4	4	1.0	4	0	2	6	1	1	2	0.5
30	WILSON, Trinity	2-0	06:17	3.1	0-0	.000	0-0	.000	0-2	.000	0	0	0	0.0	1	0	1	1	0	1	0	0.0
Team											20	21	41					6				
Total		11	2200		334-705	.474	110-299	.368	152-199	.764	132	220	352	32.0	170	0	198	147	32	106	930	84.5
Opponents		11	2200		310-649	.478	71-196	.362	118-157	.752	131	256	387	35.2	219	5	155	223	31	85	809	73.5

Team Statistics

	VU	OPP
Scoring	930	809
Points per game	84.5	73.5
Scoring margin	+11.0	-
Field goals-att	334-705	310-649
Field goal pct	.474	.478
3 point fg-att	110-299	71-196
3-point FG pct	.368	.362
3-pt FG made per game	10.0	6.5
Free throws-att	152-199	118-157
Free throw pct	.764	.752
F-Throws made per game	13.8	10.7
Rebounds	352	387
Rebounds per game	32.0	35.2
Rebounding margin	-3.2	-
Assists	198	155
Assists per game	18.0	14.1
Turnovers	147	223
Turnovers per game	13.4	20.3
Turnover margin	+6.9	-
Assist/turnover ratio	1.3	0.7
Steals	106	85
Steals per game	9.6	7.7
Blocks	32	31
Blocks per game	2.9	2.8
Winning streak	3	-
Home win streak	5	-
Attendance	25542	33330
Home games-Avg/Game	5-5108	5-6666
Neutral site-Avg/Game	-	1-2158

Team Results

Date	Opponent		Score	Att.
01/01/2026	at Arkansas	W	88-71	3633
01/04/2026	LSU	W	65-61	6576
01/08/2026	Missouri	W	99-68	3141
01/11/2026	at Texas A&M	W	91-51	3426
01/15/2026	at Mississippi St.	W	89-84	4082
01/22/2026	Auburn	W	81-53	3241
01/25/2026	at South Carolina	L	74-103	17002
01/30/2026	vs Ole Miss	L	75-83	2158
02/01/2026	Florida	W	82-66	9268
02/05/2026	at Kentucky	W	84-83	5187
02/09/2026	Oklahoma	W	102-86	3316



MEMORIAL GYMNASIUM



Memorial Gymnasium, the Southeastern Conference's most historic venue for college basketball, serves as the home court for the Vanderbilt Commodores. Dedicated in 1952 as a memorial to all Vanderbilt men and women who served in World War II, the arena was built as a combination gymnasium and concert hall by the late master architect Edwin Keeble. Decades later, the unique style of Memorial Gym—with its benches on the baselines, a playing court that sits above portions of the crowd and deafening acoustics—continues to make the Commodores' home a dreaded stop for opponents.

“Memorial Magic,” with its capacity crowds, overflowing student section and lively pep band, have assisted in numerous Commodore victories. In the stands, fans across middle Tennessee have helped Memorial Gymnasium rank among the NCAA's top 30 attendance leaders on numerous occasions.

In all, Memorial Gym has been expanded three times. Constructed with a seating capacity of 6,583, the University saw its first need to increase seating in 1965 with the addition of two north-side balconies. Two years later, a pair of balancing balconies were erected on the south side of the gym and dubbed “The Balconies That Clyde Lee Built.”

Capacity has fluctuated throughout the history of the building. It reached its highest number of 15,646 in 1969 when 4,000 seats were added in the east and west ends. When chairback seats in the end zones and suites on the north side were installed in the late 1990s capacity lowered to 14,168. Shortly thereafter, university officials removed portions of media press row on the south side in an effort to expand the student section by nearly 150 seats. Official capacity is now 14,326.

YEAR-BY-YEAR
HOME RECORD

Year	W-L
2025-2613-0
2024-2513-4
2023-2412-5
2022-239-7
2021-2212-5
2020-21*3-2
2019-2010-6
2018-195-9
2017-184-11
2016-1710-5
2015-1610-6
2014-159-6
2013-1412-5
2012-1312-2
2011-1218-2
2010-1112-3
2009-1012-4
2008-0915-1
2007-0813-3
2006-0715-1
2005-0613-3
2004-0511-3
2003-0411-3
2002-0311-2
2001-0218-1
2000-0116-2
1999-0011-3
1998-999-5
1997-9812-2
1996-9713-1
1995-9613-2
1994-9516-1
1993-9414-2
1992-9315-1
1991-9213-2
1990-9111-3
1989-9015-2
1988-8910-1
1987-8812-2
1986-8715-2
1985-8611-3
1984-856-4
1983-849-3
1982-835-6
1981-8210-4
1980-816-5
1979-806-5
1978-797-5
1977-7810-2
Total.....	536-165 (.765)

Vanderbilt has ranked among the top attendance draws in women's basketball over the years. Here is a year-by-year look at VU's home attendance figures, including where the team has ranked nationally in total attendance since the 1999-00 season:

Year	Games	Total	Average	National Rank (Total)
2025-26	13	42,887	3,554	45th
2024-25	17	71,266	4,192	32nd
2023-24	17	47,479	2,793	53rd
2022-23	16	38,640	2,415	57th
2021-22	18	31,211	1,734	51st
2020-21*	5	209	42	—
2019-20	16	37,391	2,369	54th
2018-19	14	33,129	2,366	64th
2017-18	15	42,705	2,847	45th
2016-17	15	42,685	2,846	40th
2015-16	16	46,496	2,906	37th
2014-15	15	53,280	3,552	30th
2013-14	17	66,338	3,902	25th
2012-13	14	56,309	4,022	24th
2011-12	20	82,261	4,113	23rd
2010-11	15	68,828	4,589	20th
2009-10	16	69,521	4,345	21st
2008-09	16	76,150	4,759	18th
2007-08	17	91,279	5,369	17th
2006-07	16	72,215	4,513	23rd
2005-06	16	65,693	4,106	23rd
2004-05	14	51,682	3,692	31st
2003-04	14	44,352	3,168	33rd
2002-03	13	57,709	4,439	21st
2001-02	19	90,800	4,779	16th
2000-01	18	50,650	2,814	36th
1999-00	14	44,982	3,213	30th
1998-99	14	65,046	4,646	--
1997-98	14	91,056	6,504	--
1996-97	14	67,967	4,854	--
1995-96	15	88,151	5,877	--
1994-95	17	69,788	4,105	--
1993-94	14	73,686	5,253	--
1992-93	14	67,871	4,848	--
1991-92	15	36,266	2,418	--
1990-91	14	20,205	1,443	--
1989-90	17	25,887	1,522	--
1988-89	11	14,265	1,297	--
1987-88	13	7,324	563	--
1986-87	17	12,248	721	--
1985-86	14	5,750	411	--
1984-85	10	4,450	445	--
1983-84	12	8,664	722	--
1982-83	11	6,950	632	--
1981-82	14	6,310	451	--
1980-81	10	2,525	253	--

*Vanderbilt discontinued its 2020-21 season due to the COVID-19 pandemic

Memorial Gym Women's Basketball Crowds Over 10,000

Rank	Attendance	Opponent	Date
1.	15,317	Tennessee	1/30/1993
2.	15,311	Tennessee	2/7/1999
3.	15,187	Tennessee	2/25/1996
4.	14,848	Tennessee	2/16/1998
5.	14,316	Tennessee	2/17/2008
6.	14,168	Tennessee	2/16/2002
7.	13,227	Tennessee	12/31/1994
8.	13,127	Tennessee	1/19/2006
9.	12,645	Tennessee	1/31/1994
10.	12,417	Tennessee	1/19/1997
11.	12,131	Ohio State	1/6/1993
12.	12,034	Tennessee	2/9/2012
13.	12,009	Tennessee	1/25/2007
14.	11,401	Tennessee	2/2/2003
15.	11,386	Tennessee	2/14/2011
16.	10,561	Tennessee	2/15/2004
17.	10,154	Tennessee	1/24/2013
18.	10,149	Tennessee	2/24/2000

RECORDS AT A GLANCE

Points

Game	1.	55 • <i>Mikayla Blakes at Auburn, 2.16.25</i>
	9.	38 • <i>Mikayla Blakes vs. Mississippi State, 1.15.26</i>
	10.	37 • 2x: Jackie Cowan vs. Cheyney State, 2.9.86 <i>Mikayla Blakes at Kentucky, 2.2.26</i>
	'25-26	38 • Mikayla Blakes, at Mississippi State, 01.15.26
Season	1.	855 • Wendy Scholtens, 1989-90
	2.	769 • <i>Mikayla Blakes, 2024-25</i>
	7.	653 • Wendy Scholtens, 1988-89
	8.	648 • <i>Mikayla Blakes, 2025-26</i>
	'25-26	648 • Mikayla Blakes
Career	1.	2,604 • Chantelle Anderson, 2000-03
	10.	1,618 • Jasmine Lister, 2011-14
	16.	1,417 • <i>Mikayla Blakes, 2025-Pres.</i>
	25.	1,259 • <i>Sacha Washington, 2022-26</i>
	Active	1,417 • <i>Mikayla Blakes, 2025-present</i>

Field Goals Made

Game	1.	19 • 2x, Khamil Pierre vs. Evansville, 12.14.24
		Chantelle Anderson at Portland State, 12.23.00
	9.	15 • 9 Times, Last: <i>Mikayla Blakes at Auburn, 02.16.25</i>
	'25-26	13 • 3x, Mikayla Blakes, at Arkansas (01.01.26) at Kentucky (02.05.26), Oklahoma (02.09.26)
Season	1.	309 • Wendy Scholtens, 1989-90
	10.	244 • Sheri Sam, 1995-96
	'25-26	225 • Mikayla Blakes
Career	1.	1,020 • Chantelle Anderson, 2000-03
	10.	625 • Sheri Sam, 1992-96
	Active	504 • <i>Sacha Washington, 2022-26</i>

Field Goals Attempted

Game	1.	31 • Eva Lemeh at Georgia, 2.16.81
	8.	27 • <i>Mikayla Blakes, vs. California, 11.03.25</i>
	9.	26 • Ciaja Harbison, vs. NC State, 11.24.22
	10.	25 • Four times: Last: Khamil Pierre at Texas, 2.6.25
	'25-26	27 • Mikayla Blakes, vs. California, 11.03.25
Season	1.	571 • Barbara Brackman, 1981-82
	10.	504 • Jackie Cowan, 1985-86
	'25-26	489 • Mikayla Blakes
Career	1.	1,655 • Wendy Scholtens, 1988-91
	10.	1,301 • Carla Thomas, 2004-07
	Active	1,037 • <i>Mikayla Blakes, 2025-present</i>

Field Goal Percentage

Game (Min. 10 FGM)	1.	1.000 • 4 Times, Last: Hannah Tuomi, 10-10 vs. UF, 2.24.10
	9.	.917 • 3 Times, Last: Ashley Earley, 11-12 at Tenn., 2.13.05
	'25-26	.667 • Aubrey Galvan, 10-15 vs. Oklahoma, 02.09.26
Season (Min. 150 FGM)	1.	.723 (292-404) • Chantelle Anderson, 2000-01
	10.	.602 (103-171) • Nicole Jules, 2005-06
	'25-26	.460 (225-489) • Mikayla Blakes
Career (Min. 400 FGM)	1.	.651 (1,020-1,568) • Chantelle Anderson, 2000-03
	10.	.543 (706-1,301) • Carla Thomas, 2004-07
	Active	.505 (504-998) • <i>Sacha Washington, 2022-26</i>

3-Pointers Made

Game	1.	9 • Iyana Moore, vs. Alabama State, 12.28.21
	5.	7 • 13 Times, Last: <i>Justine Pissott, vs. Texas Southern, 12.20.25</i>
	'25-26	7 • Justine Pissott, vs. Texas Southern, 12.20.25
Season	1.	95 • Caroline Williams, 2005-06
	10.	80 • Christina Wirth, 2008-09
	'25-26	75 • Justine Pissott
Career	1.	276 • Christina Foggie, 2011-14
	10.	179 • Michelle Palmisano, 1995-97
	Active	146 • <i>Justine Pissott, 2024-26</i>

3-Pointers Attempted

Game	1.	17 • Christina Foggie, 2x, vs. Virginia, 11.23.12
		vs. Maryland, 3.28.09
	8.	14 • 3x, Last: <i>Mikayla Blakes, at Miami, 12.04.24</i>
	'25-26	12 • 3x, Last: Mikayla Blakes, at Mississippi St., 01.15.26
Season	1.	225 • Merideth Marsh, 2009-10
	10.	207 • 2x, Merideth Marsh, 2008-09
		Iyana Moore, 2021-22
	'25-26	188 • Mikayla Blakes
Career	1.	735 • Christina Foggie, 2011-14
	10.	460 • Julie Powell, 1991-94
	Active	410 • <i>Mikayla Blakes, 2025-pres.</i>

3-Point Percentage

Game	1.	1.000 • 7 Times, Last: Erin Whalen (5-5) at Alabama, 1.21.18
	'25-26	.700 • <i>Justine Pissott (7-10) vs. Texas Southern, 12.20.25</i>
	(Min. 5 3PM)	
Season (Min. 40 3PA)	1.	.505 (48-95) • Caroline Williams, 2004-05
	10.	.446 (37-83) • Christa Reed, 2016-17
	'25-26	.446 (75-168) • <i>Justine Pissott</i>
Career (Min. 100 3PM)	1.	.465 (238-512) • Caroline Williams, 2004-07
	10.	.394 (145-368) • Donna Harris, 1990-94
	Active	.4078 (146-358) • <i>Justine Pissott, 2024-26</i>

Free Throws Made

Game	1.	23 • <i>Mikayla Blakes at Auburn, 2.16.25</i>
	2.	18 • 2x, Ashley McElhiney vs. LSU, 2.15.01
		Wendy Scholtens at Tenn. Tech, 1.11.89
	5.	16 • Four Times, Last: <i>Mikayla Blakes, at Florida, 01.30.25</i>
	'25-26	12 • <i>Mikayla Blakes vs. Virginia, 12.3.25</i>
Season	1.	236 • Wendy Scholtens, 1989-90
	3.	193 • <i>Mikayla Blakes, 2024-25</i>
	9.	137 • Christina Foggie, 2013-14
	10.	136 • <i>Mikayla Blakes, 2025-26</i>
	'25-26	136 • <i>Mikayla Blakes</i>
Career	1.	681 • Wendy Scholtens, 1988-91
	8.	332 • Dee Davis, 1990-94
	9.	329 • <i>Mikayla Blakes, 2025-present</i>
	Active	329 • <i>Mikayla Blakes, 2025-present</i>

Free Throws Attempted

Game	1.	24 • <i>Mikayla Blakes at Auburn, 2.16.25</i>
	2.	19 • Ashley McElhiney vs. LSU, 2.15.01
	3.	18 • 3x, Last: <i>Mikayla Blakes, at Florida, 01.30.25</i>
	'25-26	13 • <i>Mikayla Blakes vs. Virginia, 12.3.25</i>
Season	1.	264 • Wendy Scholtens, 1989-90
	10.	192 • Ciaja Harbison, 2022-23
	'25-26	161 • <i>Mikayla Blakes</i>
Career	1.	785 • Wendy Scholtens, 1988-91
	10.	413 • Dee Davis, 2004-07
	Active	389 • <i>Sacha Washington, 2022-present</i>

Free Throw Percentage

Game (Min. 10 FTM)	1.	1.000 • 19 Times, Last: Iyana Moore (10-10) vs Ga., 3.3.24
	25-26	.900 • <i>Mikayla Blakes (9-10), vs. Oregon State, 11.27.25</i>
	(Min. 50 FTA)	
Season	1.	.938 (61-65) • Christa Reed, 2017-18
	5.	.883 (193-218) • <i>Mikayla Blakes, 2024-25</i>
	10.	.871 (54-62) • Christina Wirth, 2006-07
	'25-26	.845 (136-161) • <i>Mikayla Blakes</i>
Career (Min. 180 FTM)	1.	.868 (329-379) • <i>Mikayla Blakes, 2025-present</i>
	2.	.868 (681-785) • Wendy Scholtens, 1988-91
	10.	.793 (195-246) • Christina Wirth, 2006-09
	Active	.868 (329-379) • <i>Mikayla Blakes, 2025-present</i>

Rebounds

Game	1.	22 • 3x, Wendy Scholtens, 2x, vs. Lipscomb, 1.9.90
		vs. Wright State, 12.9.89
	10.	19 • 6x, Last: Jennifer Holmes vs. Florida, 2.25.99
	'25-26	16 • <i>Sacha Washington, vs. Missouri, 01.08.26</i>
Season	1.	389 • Wendy Scholtens, 1989-90
	.	Karen Booker, 1986-87
	6.	315 • Wendy Scholtens, 1988-89
	10.	291 • Sheri Sam, 1989-90
	'25-26	183 • <i>Sacha Washington</i>
Career	1.	1,272 • Wendy Scholtens, 1988-91
	4.	964 • Zuzi Klimesova, 1999-02
	5.	903 • <i>Sacha Washington, 2022-present</i>
	Active	903 • <i>Sacha Washington, 2022-present</i>

Assists

Game	1.	17 • Ashley McElhiney at Louisville, 1.2.03
	2.	15 • 2x, Last: <i>Aubrey Galvan, vs. Tennessee State, 11.23.25</i>
	7.	13 • 5x, Last: Jasmine Lister vs. Tennessee, 2.9.12
	'25-26	15 • <i>Aubrey Galvan, vs. Tennessee State, 11.23.25</i>
Season	1.	262 • Cathy Bender, 1981-82
	10.	168 • Jasmine Lister, 2012-13
	'25-26	150 • <i>Aubrey Galvan</i>
Career	1.	730 • Dee Davis, 2004-07
	10.	438 • Jordyn Cambridge, 2018-24
	Active	221 • <i>Mikayla Blakes, 2025-present</i>

Steals

Game	1.	11 • Eva Lemeh vs. Murray State, 12.14.80
	3.	9 • 4x, Last: <i>Aubrey Galvan, vs. Tennessee State, 11.23.25</i>
	8.	8 • 8x, Last: Khamil Pierre, vs. Evansville, 12.14.24
	'25-26	9 • <i>Aubrey Galvan, vs. Tennessee State, 11.23.25</i>
Season	1.	129 • Jordyn Cambridge, 2021-22
	6.	94 • Eva Lemeh, 1980-81
	10.	89 • Donna Atkinson, 1983-84
	'25-26	77 • <i>Mikayla Blakes</i>
Career	1.	351 • Jordyn Cambridge, 2018-24
	10.	221 • Jennifer Risper, 2006-09
	Active	155 • <i>Mikayla Blakes, 2025-present</i>

Blocked Shots

Game	1.	10 • Angela Gorsica vs. Wingate, 12.28.95
		10 • Heidi Gillingham vs. Middle Tennessee, 1.30.92
	4.	8 • 15 Times, Last: Angela Gorsica vs. DePaul, 2.19.97
	'25-26	4 • <i>Aalyah Del Rosario, vs. UAlbany, 12.18.25</i>
Season	1.	131 • Heidi Gillingham, 1991-92
	10.	57 • Carolyn Peck, 1987-88
	'25-26	26 • <i>Aiyana Mitchell</i>
Career	1.	413 • Heidi Gillingham, 1991-94
	9.	127 • Karen Booker, 1984-87
	10.	126 • <i>Sacha Washington, 2022-26</i>
	Active	126 • <i>Sacha Washington, 2022-26</i>

Points Per Game

Season	1.	25.2 (855 pts) • Wendy Scholtens, 1989-90
	2.	23.3 (769 pts) • <i>Mikayla Blakes, 2024-25</i>
	10.	20.4 • Sheri Sam, 1995-96/Jackie Cowan, 1985-86
	'25-26	25.9 (648 pts) • <i>Mikayla Blakes</i>
Career (Min. 100 GP)	1.	21.3 (122 GP) • Wendy Scholtens, 1988-91
	10.	12.8 (119 GP) • Karen Booker, 1984-87
	Active	10.2 (124 GP) • <i>Sacha Washington, 2022-26</i>

Games Played

Career	1.	137 • Jessica Mooney, 2007-10
	.	137 • Chantelle Anderson, 2000-03
	7.	132 • Six times, Last: Tiffany Clarke, 2010-13
	Active	124 • <i>Sacha Washington, 2022-26</i>

Minutes Played

Game	1.	50 • Karen McGinn vs. Auburn, 12.13.78
	.	50 • Ann Morrow vs. Auburn, 12.13.78
	9.	46 • Chavonne Hammond vs. Kansas, 3.18.00
		46 • Ashley Smith vs. George Washington, 12.22.98
	'25-26	40 • 7x, <i>Mikayla Blakes, Last: at Kentucky, 02.05.26</i>
	.	4x, <i>Aubrey Galvan, Last: vs. Ole Miss, 01.30.26</i>
Season	1.	1,298 • Ashley McElhiney, 2001-02
	10.	1,179 • Zuzi Klimesova, 2000-01
	'25-26	846 • <i>Mikayla Blakes/Aubrey Galvan</i>
Career	1.	4,626 • Jasmine Lister, 2011-14
	10.	3,779 • Christina Werth, 2006-09
	Active	3,038 • <i>Sacha Washington, 2022-26</i>



THE LAST TIME WHEN...

SCORING

Less than 40 pts	31 • East Tennessee St. • Johnson City, Tenn. • 12.01.22
40-49 pts	49 • Texas A&M • College Station, Texas • 02.15.24
Less than 50 pts & Won	49 • Texas A&M • College Station, Texas • 02.15.24
90-99 pts	91 • Texas A&M • College Station, Texas • 01.11.26
100+ pts (regulation)	102 • Oklahoma • Nashville, Tenn. • 02.02.26
100+ pts	102 • Oklahoma • Nashville, Tenn. • 02.02.26

OPPONENT SCORING

Less than 35 pts	35 • UAlbany • Nashville, Tenn. • 12.18.25
Less than 40 pts	38 • Alabama State • Nashville, Tenn. • 11.21.25
40-49 pts	46 • Texas Southern • Nashville, Tenn. • 12.20.25
Less than 50 pts & Won	44 • East Tennessee St. • Johnson City, Tenn. • 12.01.22
90-99 pts	96 • Kentucky • Nashville, Tenn. • 01.05.25
100+ pts (regulation)	103 • South Carolina • Columbia, S.C. • 01.25.26
100+ pts	103 • South Carolina • Columbia, S.C. • 01.25.26

FIELD GOAL PERCENTAGE

20.0%-29.9%	27.9% (19-68) • Florida • Gainesville, Fla. • 1.22.23
30.0%-39.9%	35.1% (20-57) • LSU • Nashville, Tenn. • 01.04.26
30.0%-39.9% & Won	35.1% (20-57) • LSU • Nashville, Tenn. • 01.04.26
50.0%-54.9%	50.8% (30-59) • Florida • Nashville, Tenn. • 02.01.26
55.0%-59.9%	56.4% (31-55) • Texas A&M • College Station, Texas • 01.11.26
60.0% or higher	69.8% (44-63) • Stonehill • Nashville, Tenn. • 12.28.25

OPPONENT FIELD GOAL PERCENTAGE

20.0%-29.9%	26.3% (15-57) • Texas Southern • Nashville, Tenn. • 12.20.25
20.0%-29.9% & won	27.4% (17-62) • East Tenn. St. • Johnson City, Tenn. • 12.1.22
30.0%-39.9%	35.3% (18-51) • Texas A&M • College Station, Texas • 01.11.26
30.0%-39.9% & won	38.9% (35-90) • Mississippi State • Nashville, Tenn. • 02.13.25
50.0%-59.9%	56.4% (31-55) • Kentucky • Lexington, Ky. • 02.05.26
50.0%-59.9% & lost	56.4% (31-55) • Kentucky • Lexington, Ky. • 02.05.26
60.0% or higher	61.5% (40-65) • South Carolina • Columbia, S.C. • 01.25.26

FREE THROW PERCENTAGE

Less than 50.0%	37.5% (3-8) • South Florida • Tampa, Fla. • 11.14.24
90.0%-99.9%	90.0% (18-20) • Mississippi State • Starkville, Miss. • 01.15.26
1.000%	15-15 • South Florida • Tampa, Fla. • 12.15.25
1.000% w/ 10 or more makes	15-15 • South Florida • Tampa, Fla. • 12.15.25

OPPONENT FREE THROW PERCENTAGE

Less than 50.0%	0.0% (0-2) • South Florida • Tampa, Fla. • 12.15.25
90.0%-99.9%	90.5% (19-21) • Ole Miss • Birmingham, Ala. • 01.31.26
1.000%	3-3 • South Florida • Tampa, Fla. • 11.14.24
1.000% w/ 10 or more makes	12-12 • Texas A&M • College Station, Texas • 2.10.22

BASKETS MADE

40+ field goals made	44 • Stonehill • Nashville, Tenn. • 12.28.25
10-14 3-point field goals made	11 • Oklahoma • Nashville, Tenn. • 02.02.26
15+ 3-point field goals made	18 • Texas Southern • Nashville, Tenn. • 12.20.25
Did not make a 3-pointer	0-9 • Butler • Indianapolis • 12.7.23
Made 20+ free throws	29 (29-32) • Auburn • Auburn, Ala. • 02.16.25
Made less than five free throws	3 (3-8) • South Florida • Tampa, Fla. • 11.14.24
Made 5-10 free throws	10 (10-14) • Oklahoma • Nashville, Tenn. • 02.02.26

OPPONENT BASKETS MADE

40+ field goals made	42 • South Carolina • Nashville, Tenn. • 1.14.21
10-14 3-point field goals made	10 • Kentucky • Lexington, Ky. • 02.05.26
15+ 3-point field goals made	15 • Kentucky • Nashville, Tenn. • 01.05.25
Did not make a 3-pointer	0-8 • Ole Miss • Nashville, Tenn. • 2.20.22
Made 20+ free throws	22 (22-26) • Texas • Austin, Texas • 02.06.25
Made less than five free throws	3 (3-6) • Stonehill • Nashville, Tenn. • 12.28.25
Made 5-10 free throws	10 (10-14) • Oklahoma • Nashville, Tenn. • 02.02.26

REBOUNDS

10-20 rebounds	20 • Georgia • Nashville, Tenn. • 2.5.23
21-29 rebounds	21 • Kentucky • Lexington, Ky. • 02.05.26
40-44 rebounds	44 • Auburn • Nashville, Tenn. • 01.22.26
45-49 rebounds	47 • Texas Southern • Nashville, Tenn. • 12.20.25
50+ rebounds	51 • West Georgia • Nashville, Tenn. • 12.21.24
20+ rebound margin	+27 • Austin Peay • Nashville, Tenn. • 11.08.24
30+ rebound margin	+30 • Samford • Nashville, Tenn. • 11.22.24

OPPONENT REBOUNDS

20-24 rebounds	24 • Miami • Coral Gables, Fla. • 12.04.24
25-29 rebounds	25 • Auburn • Nashville, Tenn. • 01.22.26
40-44 rebounds	41 • Michigan • Newark, N.J. • 01.19.265
45-49 rebounds	48 • LSU • Nashville, Tenn. • 01.04.26
50+ rebounds	50 • Oklahoma • Nashville, Tenn. • 02.02.26
60+ rebounds	65 • Mississippi State • Nashville, Tenn. • 02.13.25
20+ rebound margin	+20 • LSU • Nashville, Tenn. • 01.04.26

STEALS

0-5 steals	4 • Mississippi State • Starkville, Miss. • 01.15.26
10-15 steals	10 • Kentucky • Lexington, Ky. • 02.05.26
16-19 steals	18 • Tennessee State • Nashville, Tenn. • 11.23.25
20+ steals	26 • Stonehill • Nashville, Tenn. • 12.28.25

OPPONENT STEALS

0-5 steals	3 • Oklahoma • Nashville, Tenn. • 02.02.26
10-15 steals	11 • Ole Miss • Birmingham, Ala. • 01.31.26
15-19 steals	17 • Florida • Nashville, Tenn. • 1.7.24
20+ steals	22 • UCLA • Boston, Mass. • 11.26.95

ASSISTS

0-9 assists	8 • Texas • Austin, Texas • 02.06.25
15-19 assists	16 • Oklahoma • Nashville, Tenn. • 02.02.26
20-25 assists	24 • Auburn • Nashville, Tenn. • 01.22.26
25-29 assists	27 • Stonehill • Nashville, Tenn. • 12.28.25
30-plus assists	33 • Tennessee State • Nashville, Tenn. • 11.23.25

OPPONENT ASSISTS

0-9 assists	9 • Ole Miss • Birmingham, Ala. • 01.31.26
15-19 assists	16 • Oklahoma • Nashville, Tenn. • 02.02.26
20-25 assists	23 • Kentucky • Lexington, Ky. • 02.05.26
26-30 assists	26 • Ole Miss • Oxford, Miss. • 01.09.25

TURNOVERS

5-10 turnovers	10 • Oklahoma • Nashville, Tenn. • 02.02.26
20-24 turnovers	20 • South Carolina • Columbia, S.C. • 01.25.26
25-29 turnovers	29 • Ole Miss • Oxford, Miss. • 01.09.25
30-40 turnovers	37 • UCLA • Boston, Mass. • 11.26.95

OPPONENT TURNOVERS

5-10 turnovers	10 • Tennessee • Nashville, Tenn. • 01.19.25
20-24 turnovers	22 • Oklahoma • Nashville, Tenn. • 02.02.26
25-29 turnovers	25 • Texas A&M • College Station, Texas • 01.11.26
30-40 turnovers	35 • Stonehill • Nashville, Tenn. • 12.28.25

BLOCKED SHOTS

0 Blocks	0 • Kentucky • Lexington, Ky. • 02.05.26
5-9 blocked shots	6 • Texas Southern • Nashville, Tenn. • 12.20.25

OPPONENT BLOCKED SHOTS

0 Blocks	0 • Mississippi State • Starkville, Miss. • 01.15.26
5-9 blocked shots	6 • Oklahoma • Nashville, Tenn. • 02.02.26
10+ blocked shots	14 • South Carolina • Nashville, Tenn. • 1.19.23

MARGIN OF VICTORY

1 point	at Kentucky (84-83) • Lexington, Ky. • 02.05.26
2 points	at Alabama (66-64) • Tuscaloosa, Ala. • 01.26.25
10-19 points	16 • Oklahoma (102-86) • Nashville, Tenn. • 02.09.26
20-29 points	28 • Auburn (81-53) • Nashville, Tenn. • 01.22.26
Back-to-back 20+ points	31 • Missouri (99-68) • Nashville, Tenn. • 01.08.26
	40 • Texas A&M (91-51) • College Station, Texas • 01.11.26
30-39 points	31 • Missouri (99-68) • Nashville, Tenn. • 01.08.26
Back-to-back 30+ points	31 • Missouri (99-68) • Nashville, Tenn. • 01.08.26
	40 • Texas A&M (91-51) • College Station, Texas • 01.11.26
40-49 points	40 • Texas A&M (91-51) • College Station, Texas • 01.11.26
Back-to-back 40+ points	50 • Texas Southern (96-46) • Nashville, Tenn. • 12.20.25
	59 • Stonehill (109-50) • Nashville, Tenn. • 12.28.25
50-59 points	59 • Stonehill (109-50) • Nashville, Tenn. • 12.28.25
Back-to-back 50+ points	50 • Texas Southern (96-46) • Nashville, Tenn. • 12.20.25
	59 • Stonehill (109-50) • Nashville, Tenn. • 12.28.25
60-69 points	66 • Evansville (106-40) • Nashville, Tenn. • 12.14.24
70+ points	70 • Hampton (116-46) • Nashville, Tenn. • 11.29.98
Single-overtime win	at Auburn (98-88) • Auburn, Ala. • 02.16.25
Double-overtime win	at Florida (106-98) • Gainesville, Fla. • 2.6.11
Triple-overtime win	NEVER OCCURRED

OPPONENT MARGIN OF VICTORY

1 point	vs. Florida (53-52) • Greenville, S.C. • 3.3.22
2 points	vs. Missouri (65-63) • Nashville, Tenn. • 1.14.24
10-19 points	15 • Ole Miss (76-61) • Nashville, Tenn. • 02.02.25
20-30 points	29 • South Carolina (103-74) • Columbia, S.C. • 01.25.26
Back-to-back 20+ points	20 (101-81) • Oklahoma • Norman, Okla. • 02.20.25
	28 • South Carolina (82-54) • Nashville, Tenn. • 02.23.25
30-39 points	37 • Alabama (98-61) • Tuscaloosa, Ala. • 1.26.20
40-49 points	48 • South Carolina (96-48) • Nashville, Tenn. • 1.19.23
50-59 points	55 • South Carolina (85-30) • Columbia, S.C. • 01.24.22
60-69 points	63 • South Carolina (106-43) • Nashville, Tenn. • 01.14.21
70+ points	NEVER OCCURRED
Single-overtime win	Alabama (77-71) • Nashville, Tenn. • 2.6.22
Double-overtime win	Mississippi State (85-77) • Nashville, Tenn. • 02.13.25
Triple-overtime win	NEVER OCCURRED





LAST TIME...

A DORE SCORED 20 OR MORE PTS

Mikayla Blakes • 34 Pts Oklahoma • 02.09.26
Aubrey Galvan • 30 Pts Oklahoma • 02.09.26

TWO DORES SCORED 20 OR MORE PTS

Mikayla Blakes • 34 Pts Oklahoma • 02.09.26
Aubrey Galvan • 30 Pts Oklahoma • 02.09.26

AN OPPONENT SCORED 20 OR MORE PTS

Teonni Key • Kentucky • 27 Pts • 02.01.26

TWO OPPONENTS SCORED 20 OR MORE PTS

Me'Arach O'Neal • Florida • 22 Pts • 02.01.26
Liv McGill • Florida • 21 Pts • 02.01.26

A DORE SCORED 30 OR MORE PTS

Mikayla Blakes • 34 Pts Oklahoma • 02.09.26

TWO DORES SCORED 20 OR MORE PTS

Mikayla Blakes • 34 Pts Oklahoma • 02.09.26
Aubrey Galvan • 30 Pts Oklahoma • 02.09.26

TWO DORES SCORED 30 OR MORE PTS

Mikayla Blakes • 34 Pts Oklahoma • 02.09.26
Aubrey Galvan • 30 Pts Oklahoma • 02.09.26

A DORE SCORED 40 OR MORE PTS

Mikayla Blakes • 55 Pts at Auburn • 02.16.25

A DORE SCORED 50 OR MORE PTS

Mikayla Blakes • 55 Pts at Auburn • 02.16.25

AN OPP. SCORED 30 OR MORE PTS

Raegan Beers • Oklahoma • 30 Pts • 02.20.25

A DORE COLLECTED 15 OR MORE REBS

Sacha Washington • 16 Reb vs. Missouri • 01.08.26

AN OPP. COLLECTED 15 OR MORE REBS

Madina Okot • Mississippi State • 23 Reb • 02.13.25

A DORE COLLECTED 10 OR MORE AST

Aubrey Galvan • 10 Ast vs. Auburn • 01.22.26

AN OPP. COLLECTED 10 OR MORE AST

Tonie Morgan • Kentucky • 10 Assists • 02.05.26

A DORE HAD FIVE OR MORE STL

Aubrey Galvan • 5 Stl vs. Missouri • 01.08.26

A DORE HAD FIVE OR MORE BLK

Sacha Washington • 6 Blk vs. Dayton • 12.20.23

A DORE MADE 10-PLUS FG

Mikayla Blakes • 13 FGM vs. Oklahoma • 02.09.26

A DORE MADE 10-PLUS FG IN BACK-TO-BACK GAMES

Mikayla Blakes (4) • 10 FGM vs. Ole Miss • 01.31.26
10 FGM vs. Florida • 02.01.26
13 FGM at Kentucky • 02.05.26
13 FGM vs. Oklahoma • 02.09.26

AN OPP. MADE 10 OR MORE FG

Teonni Key • Kentucky • 11 FGM • 02.05.26

A DORE ATTEMPTED 20 OR MORE FG

Mikayla Blakes • 23 FGA Oklahoma • 02.09.26

AN OPP. ATTEMPTED 20 OR MORE FG

Yutling Deng • Auburn • 26 FGA • 02.16.25

A DORE MADE 10 OR MORE FREE THROWS

Mikayla Blakes • 11 FTM at Mississippi State • 01.15.26

A DORE MADE 20 OR MORE FREE THROWS

Mikayla Blakes • 23 FTM at Auburn • 02.16.25

AN OPP. MADE 10 OR MORE FREE THROWS

Cotie McMahon • Ole Miss • 11 FTM • 01.31.26

A DORE MADE 5 OR MORE 3-PT FG

Mikayla Blakes • 6 3-Pt FGM at Kentucky • 02.05.26

VANDY HAD 5 OR PLAYERS IN DBL FIGURES

Five Players • vs. Missouri • 01.08.26

VANDY PLAYER HAD A DOUBLE-DOUBLE

Aubrey Galvan • 15 pts, 10 ast • vs. Auburn • 01.22.26
Sacha Washington • 18 pts, 12 reb • vs. Auburn • 01.22.26

A DORE HAD CONSECUTIVE DOUBLE-DOUBLES

Khamil Pierre (2) • 16 pts, 15 reb vs. Tennessee • 03.06.25
17 pts, 10 reb vs. South Carolina • 03.07.25

AN OPP. HAD A DOUBLE-DOUBLE

Teonni Key • Kentucky • 27 pts, 12 reb • 02.05.26
Clara Strack • Kentucky • 14 pts, 15 reb • 02.05.26

VANDY HAD 2 PLAYERS POST A DOUBLE-DOUBLE

Aubrey Galvan • 15 pts, 10 ast, vs. Auburn • 01.22.26
Sacha Washington • 18 pts, 12 reb, vs. Auburn • 01.22.26

AN OPP. HAD 2 PLAYERS POST A DOUBLE-DOUBLE

Teonni Key • Kentucky • 27 pts, 12 reb • 02.05.26
Clara Strack • Kentucky • 14 pts, 15 reb • 02.05.26

VANDY HAD 3 PLAYERS POST A DOUBLE-DOUBLE

vs. Western Kentucky • 11.15.23
Sacha Washington • 18 pts, 10 reb
Jordyn Oliver • 15 pts, 10 reb
Jordyn Cambridge • 11 pts, 13 reb

VANDY PLAYER HAD A TRIPLE-DOUBLE

Jordyn Cambridge • vs. Texas A&M • 3.2.23
15 reb, 13 pts, 10 ast

ALL VANDY PLAYERS THAT PLAYED SCORED

Nine Players at South Carolina • 01.25.26

RECORD WHEN...

2025-26 OVERALL**23-2**

AT HOME

13-0

ON THE ROAD

6-1

NEUTRAL GAMES

4-1

IN OVERTIME

0-0

IN DOUBLE OVERTIME

0-0

AFTER A WIN

21-1

AFTER A LOSS

1-1

LEADING AFTER 1ST QUARTER

18-0

TRAILING AFTER 1ST QUARTER

4-2

TIED SCORE AFTER 1ST QUARTER

1-0

LEADING AT HALFTIME

19-0

TRAILING AT HALFTIME

4-2

TIED AT HALFTIME

0-0

LEADING AFTER 3RD QUARTER

22-0

TRAILING AFTER 3RD QUARTER

1-2

TIED SCORE AFTER 3RD QUARTER

0-0

OUTSCORING OPP. IN 2ND HALF

21-1

OUTSCORED BY OPP. IN 2ND HALF

2-1

SCORING SAME PTS IN 2ND HALF

0-0

LEADING WITH 5 MIN. REMAINING

22-1

TRAILING WITH 5 MIN. REMAINING

1-1

TIED WITH 5 MIN. REMAINING

0-0

SCORING FEWER THAN 50 POINTS

0-0

SCORING 50-59 POINTS

0-0

SCORING 60-69 POINTS

2-0

SCORING 70-79 POINTS

3-2

SCORING 80-89 POINTS

10-0

SCORING 90-99 POINTS

6-0

SCORING 100+ POINTS

2-0

ALLOWING 39-OR-FEWER POINTS

2-0

ALLOWING 40-49 POINTS

4-0

ALLOWING 50-59 POINTS

4-0

ALLOWING 60-69 POINTS

8-0

ALLOWING 70-79 POINTS

2-0

ALLOWING 80-89 POINTS

3-1

SCORING 90-99 POINTS

0-0

ALLOWING 100+ POINTS

0-1

GAME DECIDED BY 1-POINT

1-0

GAME DECIDED BY 2-3 POINTS

1-0

GAME DECIDED BY 4-5 POINTS

2-1

GAME DECIDED BY 6-9 POINTS

1-0

GAME DECIDED BY 10-19 POINTS

6-0

GAME DECIDED BY 20-29 POINTS

4-1

GAME DECIDED BY 30-39 POINTS

1-0

GAME DECIDED BY 40-49 POINTS

3-0

GAME DECIDED BY 50-59 POINTS

4-0

GAME DECIDED BY 60+ POINTS

0-0

HIGHER FIELD GOAL PERCENTAGE

16-0

LOWER FIELD GOAL PERCENTAGE

7-2

SAME FIELD GOAL PERCENTAGE

0-0

SHOOTING LESS THAN 30%

0-0

SHOOTING 30-39%

2-0

SHOOTING 40-49%

15-2

SHOOTING 50+%

6-0

OPP. SHOOTING LESS 30%

5-0

OPP. SHOOTING 30-39%

5-0

OPP. SHOOTING 40-49%

12-0

OPP. SHOOTING 50+%

1-2

MORE MADE 3-PT THAN OPP.

18-1

FEWER MADE 3-PT THAN OPP.

3-0

SAME 3-PT MAKES AS OPP.

2-1

MAKING FEWER THAN FIVE 3-PT FG

1-1

MAKING BETWEEN 5-9 3-PT FG

7-0

MAKING 10-14 3-PT FG

13-1

MAKING 15+ 3-PT FG

1-0

ALLOWING FEWER THAN 5 3-PT FG

5-1

ALLOWING BETWEEN 5-9 3-PT FG

15-0

ALLOWING 10+ 3-PT FG

3-1

MAKING MORE FREE THROWS

19-0

MAKING FEWER FREE THROWS

3-2

MAKING SAME FREE THROWS

1-0

MAKING FEWER THEN 10 FREE THROWS

3-1

MAKING 10-19 FREE THROWS

19-1

MAKINGS 20+ FREE THROWS

1-0

OPP. MAKES 0-10 FREE THROWS

14-0

OPP. MAKES 10-19 FREE THROWS

9-2

OPP. MAKES 20+ FREE THROWS

0-0

OUTREBOUNDING OPP.

13-0

OUTREBOUNDED BY OPP.

9-2

SAME TOTAL OF REBOUNDS

1-0

FEWER THAN 10 ASSISTS

0-0

10-19 ASSISTS

12-2

20+ ASSISTS

11-0

NO BLOCKS

1-0

1-4 BLOCKS

13-2

5+ BLOCKS

9-0

COMMITTING FEWER TURNOVERS

20-1

COMMITTING MORE TURNOVERS

2-1

COMMITTING SAME TURNOVERS

1-0

FORCING FEWER THAN 10 TURNOVERS

0-0

FORCING 10-19 TURNOVERS

7-1

FORCING 20-29 TURNOVERS

15-1

FORCING 30+ TURNOVERS

1-0

IN DAY GAMES

11-2

IN NIGHT GAMES

12-0

ON SUNDAY

4-1

ON MONDAY

4-0

ON TUESDAY

0-0

ON WEDNESDAY

3-0

ON THURSDAY

8-0

ON FRIDAY

1-1

ON SATURDAY

3-0

IN NOVEMBER

8-0

IN DECEMBER

5-0

IN JANUARY

7-2

IN FEBRUARY

3-0

IN MARCH

0-0

VS. SEC

9-2

VS. SEC AT MEMORIAL GYM

5-0

VS. SEC ON THE ROAD

4-1

VS. SEC IN NEUTRAL SITES

0-1

VS. RANKED OPPONENTS

4-2

VS. OPPONENTS RECEIVING

0-0

WINNING THE OPENING TIP

14-0

LOSING THE OPENING TIP

9-2

WEARING WHITE

11-0

WEARING VANDY SCRIPT WHITE

3-0

WEARING GRAY

1-0

WEARING GOLD

1-0

WEARING BLACK

4-2

WEARING V-LOGO BLACK



2025-26 GAME LEADERS

OPPONENT	DATE	SCORE	W/L	POINTS	REBOUNDS	ASSISTS	STEALS	BLOCKS
vs. California	11-03-25	74-65	W	Blakes (27)	Mitchell (10)	Galvan (7)	Washington (4)	Mitchell/Pissott (3)
Furman	11-10-25	96-48	W	Mwenentanda (16)	Galvan (7)	Galvan (8)	Blakes (4)	Blakes/Makurat (1)
at Austin Peay	11-12-25	75-65	W	Blakes (26)	Washington (10)	Pissott (4)	Washington (3)	Washington (2)
at Western Kentucky	11-19-25	87-49	W	Blakes (30)	Blakes (10)	Galvan (8)	Blakes (6)	Del Rosario (3)
Alabama State	11-21-25	92-38	W	Makurat (21)	Washington (7)	Galvan (8)	Blakes (4)	Del Rosario/Washington (2)
Tennessee State	11-23-25	99-43	W	Blakes (24)	Washington (10)	Galvan (15)	Galvan (9)	Del Rosario/Mitchell/Washington (2)
vs. Oregon State	11-27-25	88-66	W	Blakes (35)	Pissott/Washington (6)	Blakes/Pissott (4)	Galvan (6)	Mitchell (2)
vs. BYU	11-29-25	84-71	W	Blakes (27)	Washington (12)	Blakes/Washington (6)	Blakes/Galvan (3)	Washington (1)
Virginia	12-03-25	81-68	W	Blakes (28)	Blakes/Mwenentanda/Washington (7)	Galvan (8)	Blakes (4)	Mitchell (3)
at South Florida	12-15-25	87-58	W	Blakes (19)	Blakes/Pissott/Washington (6)	Galvan (8)	Blakes (3)	Mitchell (2)
UAlbany	12-18-25	64-35	W	Blakes (17)	Galvan/Mitchell (6)	Blakes/Galvan (4)	Blakes (6)	Mitchell (4)
Texas Southern	12-20-25	96-46	W	Pissott (25)	Mitchell (10)	Galvan (11)	Black/Blakes/Mitchell (3)	Mwenentanda (3)
Stonehill	12-28-25	109-50	W	Blakes (21)	Black/Washington (5)	Blakes/Galvan (7)	Brown (6)	Del Rosario (1)
at Arkansas	01-01-26	88-71	W	Blakes (35)	Washington (13)	Blakes (8)	Blakes/Galvan (3)	Washington (3)
LSU	01-04-26	65-61	W	Blakes (32)	Washington (7)	Blakes (4)	Mitchell (4)	Washington (3)
Missouri	01-08-26	99-68	W	Blakes (20)	Washington (16)	Blakes (6)	Galvan (5)	Pissott (2)
at Texas A&M	01-11-26	91-51	W	Blakes (25)	Washington (8)	Galvan (7)	Galvan (4)	Mitchell/Pissott (1)
at Mississippi State	01-15-26	89-84	W	Blakes (38)	Mitchell (8)	Blakes (7)	Mwenentanda (2)	Mitchell/Mwenentanda/Pissott/Washington (1)
vs. Michigan	01-19-26	72-69	W	Galvan (20)	Pissott (8)	Pissott (5)	Brown/Galvan/Mwenentanda/Washington (2)	Pissott (2)
Auburn	01-22-26	81-53	W	Blakes (20)	Washington (12)	Galvan (10)	Galvan (4)	Pissott (2)
at South Carolina	01-25-26	74-103	L	Blakes (23)	Blakes (7)	Blakes/Mitchell (5)	Blakes/Galvan (3)	Galvan/Mitchell/Pissott (1)
vs. Ole Miss	01-31-26	75-83	L	Blakes (29)	Pissott (7)	Blakes/Galvan (4)	Mwenentanda (3)	Del Rosario/Pissott (1)
Florida	02-01-26	82-66	W	Blakes (30)	Washington (6)	Blakes (8)	Blakes (4)	Pissott/Washington (1)
at Kentucky	02-05-26	84-83	W	Blakes (37)	Pissott (5)	Galvan (7)	Blakes (4)	- -
Oklahoma	02-09-26	102-86	W	Blakes (34)	Mwenentanda (9)	Blakes (6)	Mwenentanda (3)	Blakes/Makurat/Mwenentanda/Mitchell (1)
Texas	02-12-26							
at Georgia	02-15-26							
Kentucky	02-22-26							
Alabama	02-26-26							
at Tennessee	03-01-26							

POINTS

Mikayla Blakes	21 (19-2)
Aubrey Galvan	1 (1-0)
Aga Makurat	1 (1-0)
Ndjakalenga Mwenentanda	1 (1-0)
Justine Pissott	1 (1-0)

REBOUNDS

Sacha Washington	14 (14-0)
Justine Pissott	5 (4-1)
Aiyana Mitchell	4 (4-0)
Mikayla Blakes	4 (3-1)
Aubrey Galvan	2 (2-0)
Ndjakalenga Mwenentanda	2 (2-0)
Ava Black	1 (1-0)

ASSISTS

Aubrey Galvan	14 (13-1)
Mikayla Blakes	12 (10-2)
Justine Pissott	3 (3-0)
Sacha Washington	2 (2-0)
Aiyana Mitchell	1 (0-1)

STEALS

Mikayla Blakes	12 (11-1)
Aubrey Galvan	8 (7-1)
Ndjakalenga Mwenentanda	4 (3-1)
Sacha Washington	3 (3-0)
Aiyana Mitchell	2 (2-0)
Jada Brown	2 (2-0)
Ava Black	1 (1-0)

BLOCKS

Aiyana Mitchell	9 (9-0)
Sacha Washington	8 (8-0)
Justine Pissott	8 (6-2)
Aalyah Del Rosario	5 (4-1)
Ndjakalenga Mwenentanda	3 (3-0)
Mikayla Blakes	2 (2-0)
Aga Makurat	2 (2-0)

2025-26 GAME HIGHS & LOWS

HIGHS

Points	109	vs. Stonehill (12/28/25)
FG Made	44	vs. Stonehill (12/28/25)
FG Attempts	77	vs. Missouri (01/08/26)
3-Pt FG Made	18	vs. Texas Southern (12/20/25)
3-PT FG Attempts	41	vs. Texas Southern (12/20/25)
FT Made	25	vs. Oklahoma (02/09/26)
FT Attempts	31	vs. Oklahoma (02/09/26)
Rebounds	49	vs. California (11/3/25)
Assists	33	vs. Tennessee State (11/21/25)
Steals	26	vs. Stonehill (12/28/25)
Blocks	9	vs. Tennessee State (11/21/25)
Turnovers	20	at Austin Peay (11/12/25) at South Carolina (01/25/26)
Fouls	20	vs. Ole Miss (01/31/26) vs. Oklahoma (02/09/26)

LOWS

Points	64	vs. UAlbany (12/18/25)
FG Made	20	vs. LSU (01/04/26)
FG Attempts	55	at Austin Peay (11/12/25) vs. UAlbany (12/18/25) at Texas A&M (01/11/26)
3-Pt FG Made	4	vs. Stonehill (12/28/25) vs. Ole Miss (01/31/26)
3-PT FG Attempts	11	vs. Stonehill (12/28/25)
FT Made	5	vs. Tennessee State (11/21/25)
FT Attempts	8	at South Carolina (01/25/26)
Rebounds	21	at Kentucky (02/05/26)
Assists	12	vs. LSU (01/04/26) vs. Ole Miss (01/31/26)
Steals	4	at Mississippi State (01/15/26)
Blocks	0	at Kentucky (02/05/26)
Turnovers	6	at Kentucky (02/05/26)
Fouls	9	vs. South Florida (12/15/25)



BENCH PRODUCTION

Game	VU-OPP	Diff.	Top Bench Scorer
vs. California	14-5	+9	Aiyana Mitchell, 12
Furman	33-26	+7	Aiyana Mitchell, 12
at Austin Peay	13-20	-7	Aiyana Mitchell, 10
at Western Ky.	18-17	+1	Aga Makurat, 7
Alabama St.	50-16	+34	Aga Makurat, 21
Tennessee St.	32-18	+14	Aiyana Mitchell, 8
vs. Oregon St.	14-22	-8	Jada Brown, 9
vs. BYU	12-14	-2	Jada Brown, 8
Virginia	8-20	-12	Aiyana Mitchell, 8
South Florida	18-17	+1	Aiyana Mitchell, 8
UAlbany	21-3	+18	Aiyana Mitchell, 14
TX Southern	39-23	+16	Aga Makurat, 13
Stonehill	41-9	+32	Aiyana Mitchell, 16
at Arkansas	16-27	-11	Aiyana Mitchell, 7
LSU	6-22	-16	Jada Brown, 4
Missouri	15-17	-2	Aiyana Mitchell, 8
at Texas A&M	17-26	-9	J. Brown/A. Mitchell, 6
at Miss. State	15-29	-14	Aiyana Mitchell, 10
vs. Michigan	10-23	-13	Aiyana Mitchell, 7
Auburn	11-20	-9	Aiyana Mitchell, 8
at So. Carolina	18-28	-10	Aga Makurat, 6
vs. Ole Miss	0-16	-16	No Bench Points
vs. Florida	15-4	+11	Aga Makurat, 9
at Kentucky	8-12	-4	Aga Makurat, 8
vs. Oklahoma	0-13	-13	No Bench Points
Total	444-447	-3	Aiyana Mitchell, 166 pts
AVG.	17.8-17.9	-0.1	Aiyana Mitchell, 6.9 ppg

SPECIALTY STATS

Team	Off. TO	PAINT	2nd CHANCE	FAST BREAK
vs. California	19-13	40-34	25-15	14-6
Furman	41-5	50-14	12-5	22-4
at Austin Peay	13-22	32-28	14-7	8-9
at Western Ky.	25-6	36-20	24-9	10-5
Alabama State	38-4	34-10	17-1	11-0
Tennessee St.	38-9	64-22	20-12	31-10
vs. Oregon St.	27-12	30-36	6-13	13-2
vs. BYU	30-4	30-22	4-10	14-13
Virginia	28-19	28-34	6-7	14-21
South Florida	28-8	28-28	13-4	12-13
UAlbany	25-6	30-4	11-14	14-0
TX Southern	28-7	28-18	11-4	24-12
Stonehill	46-13	64-18	12-8	31-2
at Arkansas	32-14	40-30	11-6	16-18
LSU	15-19	16-30	21-20	0-11
Missouri	37-17	54-22	20-14	13-7
at Texas A&M	34-9	20-20	8-11	13-4
at Miss. State	15-17	32-42	6-13	3-10
vs. Michigan	22-12	26-38	15-13	7-8
Auburn	22-17	40-36	15-2	20-18
at So. Carolina	15-32	24-56	14-17	7-21
vs. Ole Miss	29-21	44-44	7-14	14-18
Florida	33-20	32-26	5-12	19-13
at Kentucky	25-5	26-36	14-12	6-1
Oklahoma	26-10	24-48	15-26	9-21
Total	691-333	872-716	326-269	345-247
AVG.	27.6-13.3	34.9-28.6	13.0-10.8	13.8-9.9

2025-26 GAME-BY-GAME STATS

Opponent	Date	Score		Total		3-Pointers		Free throws		Rebounds										
				FG-FGA	PCT	3FG-3FGA	PCT	FT-FTA	PCT	OFF	DEF	TOT	AVG	PF	A	TO	BLK	STL	PTS	AVG
vs California	11/03/2025	74-65	W	29-75	.387	6-22	.273	10-16	.625	27	22	49	49.0	17	15	14	8	15	74	74.0
Furman	11/10/2025	96-48	W	37-66	.561	10-25	.400	12-22	.545	11	26	37	43.0	16	28	12	2	14	96	85.0
at Austin Peay	11/12/2025	75-65	W	26-55	.473	8-21	.381	15-25	.600	15	25	40	42.0	19	15	20	6	6	75	81.7
at Western Ky.	11/19/2025	87-49	W	33-75	.440	12-33	.364	9-12	.750	25	23	48	43.5	17	19	12	8	19	87	83.0
Alabama St.	11/21/2025	92-38	W	31-73	.425	11-30	.367	19-25	.760	18	30	48	44.4	15	22	7	6	15	92	84.8
Tennessee St.	11/23/2025	99-43	W	43-76	.566	8-21	.381	5-10	.500	15	30	45	44.5	11	33	15	9	18	99	87.2
vs Oregon St.	11/27/2025	88-66	W	32-68	.471	12-26	.462	12-17	.706	10	21	31	42.6	15	15	7	5	12	88	87.3
vs BYU	11/29/2025	84-71	W	30-73	.411	11-34	.324	13-14	.929	16	21	37	41.9	11	21	5	1	8	84	86.9
Virginia	12/03/2025	81-68	W	27-59	.458	8-23	.348	19-21	.905	10	24	34	41.0	13	19	14	5	11	81	86.2
South Fla.	12/15/2025	87-58	W	30-71	.423	12-37	.324	15-15	1.000	16	25	41	41.0	9	24	9	4	9	87	86.3
UAlbany	12/18/2025	64-35	W	25-55	.455	6-18	.333	8-14	.571	9	25	34	40.4	15	15	10	6	13	64	84.3
Texas Southern	12/20/2025	96-46	W	32-67	.478	18-41	.439	14-17	.824	15	32	47	40.9	16	24	18	6	13	96	85.3
Stonehill	12/28/2025	109-50	W	44-63	.698	4-11	.364	17-18	.944	8	22	30	40.1	11	27	14	1	26	109	87.1
at Arkansas	01/01/2026	88-71	W	33-72	.458	12-34	.353	10-16	.625	16	21	37	39.9	16	19	11	4	11	88	87.1
LSU	01/04/2026	65-61	W	20-57	.351	10-27	.370	15-26	.577	14	14	28	39.1	13	12	12	4	14	65	85.7
Missouri	01/08/2026	99-68	W	39-77	.506	10-34	.294	11-15	.733	18	25	43	39.3	14	20	14	3	10	99	86.5
at Texas A&M	01/11/2026	91-51	W	31-55	.564	12-24	.500	17-24	.708	10	20	30	38.8	14	23	10	2	12	91	86.8
at Mississippi St.	01/15/2026	89-84	W	30-60	.500	11-29	.379	18-20	.900	10	23	33	38.4	14	20	13	4	4	89	86.9
vs Michigan	01/19/2026	72-69	W	25-59	.424	9-24	.375	13-16	.813	12	21	33	38.2	17	20	17	3	10	72	86.1
Auburn	01/22/2026	81-53	W	32-64	.500	6-20	.300	11-13	.846	14	30	44	38.5	11	24	16	4	11	81	85.9
at South Carolina	01/25/2026	74-103	L	28-61	.459	12-25	.480	6-8	.750	14	12	26	37.9	18	19	20	3	7	74	85.3
vs Ole Miss	01/30/2026	75-83	L	28-60	.467	4-16	.250	15-18	.833	8	19	27	37.4	20	12	19	2	6	75	84.8
Florida	02/01/2026	82-66	W	30-59	.508	11-31	.355	11-13	.846	7	20	27	36.9	14	17	16	2	12	82	84.7
at Kentucky	02/05/2026	84-83	W	30-67	.448	11-28	.393	13-15	.867	6	15	21	36.3	16	16	6	0	10	84	84.7
Oklahoma	02/09/2026	102-86	W	33-73	.452	11-31	.355	25-31	.806	15	21	36	36.2	20	16	10	4	9	102	85.4
Total		2134		778-1640	.474	245-665	.368	333-441	.755	339	567	906	36.2	372	495	321	102	295	2134	85.4
Opponents		1580		599-1441	.416	159-504	.315	223-320	.697	298	562	860	34.4	447	314	536	63	168	1580	63.2

Vanderbilt Averages

Games Played	Points/game	FG Pct	3FG Pct	FT Pct	Rebounds/game	Assists/game	Turnovers/game	Assist/Turnover ratio	Steals/game	Blocks/game
25	85.4	47.4	36.8	75.5	36.2	19.8	12.8	1.5	11.8	4.1



2026 SEC GAME-BY-GAME STATS

				Total		3-Pointers		Free throws		Rebounds											
Opponent	Date	Score		FG-FGA	PCT	3FG-3FGA	PCT	FT-FTA	PCT	OFF	DEF	TOT	AVG	PF	A	TO	BLK	STL	PTS	AVG	
at Arkansas	01/01/2026	88-71	W	33-72	.458	12-34	.353	10-16	.625	16	21	37	37.0	16	19	11	4	11	88	88.0	
LSU	01/04/2026	65-61	W	20-57	.351	10-27	.370	15-26	.577	14	14	28	32.5	13	12	12	4	14	65	76.5	
Missouri	01/08/2026	99-68	W	39-77	.506	10-34	.294	11-15	.733	18	25	43	36.0	14	20	14	3	10	99	84.0	
at Texas A&M	01/11/2026	91-51	W	31-55	.564	12-24	.500	17-24	.708	10	20	30	34.5	14	23	10	2	12	91	85.8	
at Mississippi St.	01/15/2026	89-84	W	30-60	.500	11-29	.379	18-20	.900	10	23	33	34.2	14	20	13	4	4	89	86.4	
Auburn	01/22/2026	81-53	W	32-64	.500	6-20	.300	11-13	.846	14	30	44	35.8	11	24	16	4	11	81	85.5	
at South Carolina	01/25/2026	74-103	L	28-61	.459	12-25	.480	6-8	.750	14	12	26	34.4	18	19	20	3	7	74	83.9	
vs Ole Miss	01/30/2026	75-83	L	28-60	.467	4-16	.250	15-18	.833	8	19	27	33.5	20	12	19	2	6	75	82.8	
Florida	02/01/2026	82-66	W	30-59	.508	11-31	.355	11-13	.846	7	20	27	32.8	14	17	16	2	12	82	82.7	
at Kentucky	02/05/2026	84-83	W	30-67	.448	11-28	.393	13-15	.867	6	15	21	31.6	16	16	6	0	10	84	82.8	
Total		828		301-632	.476	99-268	.369	127-168	.756	117	199	316	31.6	150	182	137	28	97	828	82.8	
Opponents		723		273-571	.478	69-172	.401	108-143	.755	109	228	337	33.7	197	139	201	25	82	723	72.3	

Vanderbilt Averages

Games Played	Points/game	FG Pct	3FG Pct	FT Pct	Rebounds/game	Assists/game	Turnovers/game	Assist/Turnover ratio	Steals/game	Blocks/game
10	82.8	47.6	36.9	75.6	31.6	18.2	13.7	1.3	9.7	2.8

2026 SEC GAME HIGHS & LOWS

HIGHS

Points	102	vs. Oklahoma (02/09/26)
FG Made	39	vs. Missouri (01/08/26)
FG Attempts	77	vs. Missouri (01/08/26)
3-Pt FG Made	12	at Arkansas (01/01/26)
		at Texas A&M (01/11/26)
		at South Carolina (01/25/26)
3-PT FG Attempts	34	at Arkansas (01/01/26)
		vs. Missouri (01/08/26)
FT Made	25	vs. Oklahoma (02/09/26)
FT Attempts	31	vs. Oklahoma (02/09/26)
Rebounds	44	vs. Auburn (01/22/26)
Assists	24	vs. Auburn (01/22/26)
Steals	14	vs. LSU (01/04/26)
Blocks	4	at Arkansas (01/01/26)
		vs. LSU (01/04/26)
		at Mississippi State (01/15/26)
		vs. Auburn (01/22/26)
		vs. Oklahoma (02/09/26)
Turnovers	19	vs. Ole Miss (01/31/26)
Fouls	20	vs. Ole Miss (01/31/26)
		vs. Oklahoma (02/09/26)

LOWS

Points	65	vs. LSU (01/04/26)
FG Made	20	vs. LSU (01/04/26)
FG Attempts	55	at Texas A&M (01/11/26)
3-Pt FG Made	4	vs. Ole Miss (01/31/26)
3-PT FG Attempts	16	vs. Ole Miss (01/31/26)
FT Made	10	at Arkansas (01/01/26)
FT Attempts	13	vs. Auburn (01/22/26)
		vs. Florida ((02/01/26)
Rebounds	21	at Kentucky (02/05/26)
Assists	12	vs. LSU (01/04/26)
		vs. Ole Miss (01/31/26)
Steals	4	at Mississippi State (01/15/26)
Blocks	0	at Kentucky (02/05/26)
Turnovers	6	at Kentucky (02/05/26)
Fouls	13	vs. LSU (01/04/26))



2025-26 GAME COMPARISON

Opponent	1st	2nd	3rd	4th	Final	Mar	Total FG	FG Pct	3-Pointers	3FG Pct	Free Throws	FT Pct	Rebs	Mar	Ast	TOver	Block	Steal	Fouls
vs. California	18-18	13-15	24-9	19-23	74-65	+9	29-75/26-67	.387/.388	6-22/7-28	.273/.250	10-16/6-13	.625/.462	49/41	+8	15/18	14/17	8/4	15/8	17/14
Furman	21-13	22-9	28-10	25-16	96-48	+48	37-66/17-51	.561/.333	10-25/7-21	.400/.333	12-22/7-21	.561/.333	37/28	+9	28/9	12/28	2/2	14/5	16/21
at Austin Peay	21-19	17-14	25-18	12-14	75-65	+10	26-55/22-55	.473/.393	8-21/6-24	.381/.250	15-25/15-20	.600/.750	40/28	+12	15/11	20/15	6/0	6/6	19/21
at Western Ky.	23-11	23-13	24-15	17-10	87-49	+38	33-67/18-55	.493/.327	12-31/6-18	.387/.333	9-12/7-11	.750/.636	43/27	+16	16/10	13/24	6/3	18/7	16/21
Alabama State	24-9	26-13	27-6	15-10	92-38	+54	31-73/13-48	.425/.271	11-30/5-18	.367/.278	19-25/7-14	.760/.500	48/36	+12	22/6	7/25	6/3	15/4	15/22
Tennessee St.	31-6	25-4	25-17	18-16	99-43	+56	43-76/15-56	.566/.268	8-21/3-21	.381/.143	5-10/10-15	.500/.667	45/31	+14	33/8	15/29	9/1	18/6	11/13
vs. Oregon St.	26-13	17-25	30-9	15-19	88-66	+22	32-68/26-61	.471/.426	12-26/7-22	.462/.318	12-17/7-9	.706/.778	31/42	-9	15/12	7/21	5/2	12/3	15/11
vs. BYU	16-28	24-11	24-16	20-16	84-71	+13	30-73/25-56	.411/.446	11-34/12-28	.324/.429	13-14/9-14	.929/.643	37/39	-2	21/14	5/19	1/2	8/4	11/16
Virginia	18-19	16-11	29-11	18-27	81-68	+13	27-59/27-58	.458/.466	8-23/8-21	.348/.381	19-21/6-10	.905/.600	34/31	+3	19/14	14/18	5/3	11/10	13/21
South Florida	11-7	27-18	24-17	25-16	87-58	+29	30-71/26-59	.423/.441	12-37/6-16	.324/.375	15-15/0-2	1.000/.000	41/31	+10	24/10	9/20	4/2	9/3	9/14
UAlbany	14-7	16-13	20-11	14-4	64-35	+29	25-55/11-48	.455/.229	6-18/4-21	.333/.190	8-14/9-14	.571/.643	34/38	-4	15/6	10/21	6/2	13/6	15/16
Texas Southern	24-5	22-4	28-23	22-14	96-46	+50	32-67/15-57	.478/.263	18-41/4-27	.439/.148	14-17/12-13	.824/.923	47/32	+15	24/11	18/23	6/0	13/8	16/15
Stonehill	34-6	26-11	21-14	28-19	109-50	+59	44-63/20-51	.698/.392	4-11/7-24	.364/.292	17-18/3-6	.944/.500	30/23	+7	27/12	14/35	1/1	26/5	11/12
at Arkansas	12-17	24-13	22-20	20-21	88-71	+17	33-72/25-52	.458/.481	12-34/7-19	.353/.368	10-16/14-17	.625/.824	37/31	+6	19/5	11/22	4/3	11/7	16/17
LSU	12-15	7-16	20-15	23-18	65-61	+4	20-57/25-58	.351/.431	10-27/3-7	.370/.429	15-26/8-13	.577/.615	28/48	-20	12/15	12/22	4/1	14/6	13/23
Missouri	27-23	21-14	20-16	31-15	99-68	+31	39-77/24-59	.506/.407	10-34/10-32	.294/.313	11-15/10-12	.733/.833	43/32	+11	20/14	14/24	3/2	10/8	14/22
at Texas A&M	18-14	25-10	30-15	18-12	91-51	+40	31-55/18-51	.564/.353	12-24/6-18	.500/.333	17-24/9-13	.708/.692	30/31	-1	23/11	10/25	2/1	12/5	13/23
at Miss. State	20-16	16-19	30-20	23-29	89-84	+5	30-60/32-66	.500/.485	11-29/8-21	.379/.381	18-20/12-14	.900/.857	33/33	0	20/14	13/12	4/0	4/10	14/24
vs. Michigan	21-17	26-13	14-23	11-16	72-69	+3	25-59/28-68	.424/.412	9-24/6-20	.375/.300	13-16/7-8	.813/.875	33/41	-8	20/18	17/17	3/3	10/8	17/18
Auburn	23-12	10-17	27-12	21-12	81-53	+28	32-64/22-54	.500/.407	6-20/3-12	.300/.250	11-13/6-12	.846/.500	44/25	+19	24/8	16/19	4/1	11/14	11/19
at South Carolina	16-33	28-22	12-27	18-21	74-103	-29	28-61/40-65	.459/.615	12-25/10-17	.480/.588	6-8/13-14	.750/.929	26/32	-6	19/25	20/14	3/7	7/12	18/14
vs. Ole Miss	15-23	10-21	26-16	24-23	75-83	-8	28-60/30-58	.467/.517	4-16/4-6	.250/.667	15-18/19-21	.833/.905	27/35	-8	12/9	19/20	2/3	6/11	20/20
Florida	10-19	15-15	32-12	25-20	82-66	+16	30-59/26-53	.508/.491	11-31/8-20	.355/.400	11-13/6-11	.846/.545	27/31	-4	17/15	16/23	2/5	12/6	14/20
at Kentucky	19-16	15-22	20-20	30-25	84-83	+1	30-67/31-55	.448/.564	11-28/10-20	.393/.500	13-15/11-16	.688/.867	21/39	-18	23/16	6/20	0/2	10/3	16/16
Oklahoma	31-19	28-21	26-28	17-18	102-86	+16	33-73/37-78	.452/.474	11-31/2-24	.355/.083	25-31/10-14	.806/.714	36/50	-14	16/16	10/22	4/6	9/3	20/22
SEASON TOTAL	515-371	499-365	608-400	509-434	2134-1580	+554	778-1640/599-1441	.474/.416	245-665/159-504	.368/.315	333-441/223-320	.755/.697	906/860	+46	495/314	321/536	102/63	295/168	372/447
SEASON AVG	20.6-14.8	20.0-14.6	24.3-16.0	20.4-17.4	85.4-63.2	+22.2	31.1-65.6/24.0-57.6		9.8-26.6/6.4-20.2		13.3-17.6/8.9-12.8		36.2/34.4	+1.8	19.8/12.6	12.8/21.4	4.1/2.5	11.8/6.7	14.9/17.9

SEASON HIGH | SEASON LOW





SHEA RALPH

HEAD COACH

FIFTH SEASON
UConn • '01

Shea Ralph was named the sixth head coach in Vanderbilt women's basketball history on April 13, 2021. The 2025-26 campaign marks her fifth season leading the Commodores.

Ralph has given the Vanderbilt women's basketball program a resurgence in her short time in the Music City. Using her experience as a player and coach at one of the premier women's basketball programs in the nation, Ralph has brought the Commodores back into the forefront of the NCAA women's basketball landscape.

The Fayetteville, North Carolina, native and UConn graduate has guided the Does to the NCAA Tournament in 2023-24 and 2024-25. It marks the first time that Vanderbilt made consecutive March Madness appearances since earning 15-straight bids from 1999-2014.

Ralph has gone 73-59 (.553) during her four seasons in the Music City, while she is 45-21 (.682) over her last two seasons, which includes 17 victories over SEC teams. Ralph has collected four wins over ranked teams at Vanderbilt and she is the only Commodore women's basketball head coach to defeat in-state rival Tennessee twice in the same season (2024-25).

Ralph recruited and developed Vanderbilt's first National Freshman of the Year recipient, as Mikayla Blakes earned the USBWA Tamika Catchings National Freshman of the Year Award in 2024-25.

The fourth-year head coach has developed a pair of All-Americans at Vanderbilt, with both Mikayla Blakes and Khamil Pierre earning All-American status in 2024-25. She has coached a total of three All-SEC players (Mikayla Blakes (1st - 2024-25), Iyana Moore (2nd -2023-24) and Caja Harbison 2nd - 2022-23)) and has had four Commodores named to the All-SEC Freshman Team. Additionally, she has had nine student-athletes selected to the SEC Academic Honor Roll.

In her fourth season in 2024-25, Ralph guided the Commodores to a 22-11 overall record and an 8-8 mark in SEC play. She led Vanderbilt to its second-straight NCAA Tournament, earning an at-large bid as the No. 7 seed in the Birmingham Region 2.

The 22 wins also marked the first time the Commodores posted back-to-back 20-win seasons since the 2011-12 and 2012-13 campaigns. The Does were ranked in the AP Top 25 and the WBCA Coaches Poll for two weeks during the 2024-25 regular season, marking the first time since 2013-14 that the Commodores have been ranked in both



major polls for multiple weeks. Vanderbilt topped out at No. 23 in both polls on Jan. 28.

The Commodores collected three wins over ranked teams in 2024-25, which include a pair of wins over Tennessee, as Vanderbilt defeated the Lady Vols twice in one season for the first time in program history.

Ralph orchestrated one of the biggest turnarounds in program history during the 2023-24 season, as the Commodores went from being projected last in the SEC preseason polls to earning the program's first bid into the NCAA Tournament in 10 seasons.

Vanderbilt went 23-10 in Year 3 under Ralph's direction, as the Commodores made their first appearance in the NCAA Tournament since the 2013-14 campaign. The 23 wins marked an 11-win improvement from a season ago, which is the second-largest win improvement from one season to the next in program history.

Ralph orchestrated one of the biggest turnarounds in program history during the 2023-24 season, as the Commodores went from being projected last in the SEC preseason polls to earning the program's first bid into the NCAA Tournament in 10 seasons.

Vanderbilt went 23-10 in Year 3 under Ralph's direction, as the Commodores made their first appearance in the NCAA Tournament since the 2013-14 campaign. The 23 wins marked an 11-win improvement from a season ago, which is the second-largest win improvement from one season to the next in program history.

The Commodores went out and proved the preseason prognosticators wrong in 2023-24, as Vandy finished sixth in the SEC after being picked 13th in the Preseason SEC Coaches Poll and 14th in the Preseason SEC Media Poll. The Does went 9-7 in SEC play and won a program-record six road SEC games. The nine SEC wins were the most for Vanderbilt since the 2012-13 campaign. The Commodores earned the No. 6 seed in the 2024 SEC Women's Basketball Tournament, which was the program's highest seed at the SEC Tournament since 2011.

Vanderbilt's at-large bid into the 2024 NCAA Tournament marked the second time in her three seasons that Ralph has led the Commodores to the postseason.

A total of three Commodores earned All-SEC honors in Year 3 under Ralph. Iyana Moore made her first appearance on the All-SEC second team, while Jordyn Cambridge was named to the All-SEC defensive team for a school-record third time. Khamil Pierre was named to the All-SEC freshman team, making her the third Commodore to earn a spot on the team under Ralph, joining Moore and Sacha Washington. Pierre was also named SEC Freshman of the Week a program record five times during the season.

Vanderbilt's hard-nosed and gritty approach helped the Commodores become one of the elite defensive teams in the SEC, as Vandy ranked third in steals per game at 10.2 steals. The Does' 315 steals during the 2023-24 campaign are the third-most in a season in program history.

THE RALPH FILE

Vanderbilt (2021-Current) Head Coach

- 96-61 overall record in five seasons at Vanderbilt
- Led the Commodores to each of the last two NCAA Tournaments, marking the first time Vanderbilt has earned consecutive March Madness bids since going to 15-straight from 1999-2014
- First Vanderbilt women's coach to defeat Tennessee twice in the same season (2024-25)
- Guided Vanderbilt to its first NCAA Tournament bid since the 2014 NCAA Tournament in 2023-24 and posted the Does' first NCAA Tournament victory since 2013
- Posted the largest win improvement from one season to next in school history during the 2023-24 season, as Vandy's 23 victories marked an 11-win improvement from 2022-23
- Led Vanderbilt to its first postseason bid since the 2013-14 campaign with an appearance in the 2022 WNIT in her debut season in 2021-22
- Guided Vandy to a school record six SEC road wins in '23-'24
- Five players have earned All-SEC honors under Ralph

UConn (2008-2021) Assistant Coach

- 462-22 in 13 seasons as an assistant coach at UConn
- Won Six NCAA National Championships
- 12 Final Four Appearances
- 16 Conference Titles
- Coached 21 WNBA Draft Picks, 9 top-5 picks, three No. 1 picks

Pittsburgh (2003-2008) Assistant Coach

- 86-66 in five seasons as an assistant coach at Pittsburgh
- 2008 Sweet 16 Appearance
- Two NCAA Tournament Appearances (2007 & 08)
- 2006 WNIT Final Four

UConn (1996-2001) Player

- Drafted by Utah Starzz in 2001 WNBA Draft
- Scored 1,678 career points, Ranks 8th in UConn history
- Won 2000 NCAA National Championship
- 2000 NCAA Women's Final Four MVP
- 2000 Big East Player of the Year
- 2000 All-American
- 2000 Sports Illustrated Women's College Player of the Year
- Honda Award Winner





Vanderbilt was hit hard with a plethora of preseason injuries to begin the 2022-23 campaign. Coach Ralph was able to rally the Commodores and record a second-straight double-digit win season, marking the first time in six years that Vandy has posted back-to-back double-digit win campaigns.

During the 2022-23 campaign, Ralph guided Vanderbilt to a winning record inside Memorial Gymnasium for the 38th time in the last 40 seasons. The Commodores won nine games at Memorial Gym, which included victories over Texas A&M, Arkansas, and Kentucky.



Ralph was key in the development of Cija Harbison, who transferred into the program for her graduate season and became one of the most prolific scorers in the SEC. Harbison earned second team All-SEC honors after averaging 19.6 points per game and shot 40.6% from the field. The only player in the SEC to score 40 points in a game this season, Harbison had three outings with 30-plus points among the 23 times she has scored in double figures while recording the highest scoring average of her collegiate career. Harbison has led the Commodores in scoring 16 times, assists on 20 occasions and steals in 15 games. Harbison tied a school record with 41 points and added five steals in a January win over Texas A&M.

In her inaugural season, Ralph led Vanderbilt to its first postseason appearance since 2014. The Commodores reached the third round of the Women's National Invitation Tournament, their longest postseason run since 2013. Vanderbilt also recorded its first SEC Tournament victory in six years when it defeated Texas A&M 85-69 on March 2, 2022.

In all, Ralph accrued the third-most wins of any women's basketball coach in a debut season. That included a 63-59 victory against No. 15 Florida in Memorial Gymnasium on Feb. 24, 2022, the program's first win against a ranked opponent since 2020. Ralph wasted no time helping individual student-athletes realize their full potential. Jordyn Cambridge, Iyana Moore and Sacha Washington earned All-SEC accolades during the 2021-22 campaign. Cambridge recorded the program's first postseason triple-double during the SEC Tournament, while she and Moore contributed to a program-record 17 3-pointers against Alabama State on Dec. 28, 2021.

A seven-time national champion as a student-athlete or coach, Ralph arrived at Vanderbilt after spending the previous 13 seasons as an assistant coach alongside Geno Auriemma at the University of Connecticut. While serving as a coach at her alma mater, Ralph helped guide the Huskies to 12 Final Four appearances and six national championships, including an NCAA record four-consecutive titles from 2013-16.

Ralph was an instrumental figure in recruiting and player development with the Huskies.

She mentored standouts like Paige Bueckers, who in

RALPH BY THE RECORD

SEASON	TEAM	OVERALL	CONF.	CONF. FINISH	POSTSEASON
1996-97	UConn (Player)	33-1	18-0	1st	Elite Eight
1997-98	UConn (Redshirted)	34-3	17-1	1st	Elite Eight
1998-99	UConn (Player)	29-5	17-1	T-1st	Sweet 16
1999-00	UConn (Player)	36-1	18-0	T-1st	NCAA Champions
2000-01	UConn (Player)	32-3	17-1	1st	Final Four
2003-04	Pittsburgh (AC)	6-20	2-14	13th	--
2004-05	Pittsburgh (AC)	13-15	5-11	10th	--
2005-06	Pittsburgh (AC)	22-11	9-7	T-6th	WNIT Final Four
2006-07	Pittsburgh (AC)	24-9	10-6	T-5th	NCAA 2nd Round
2007-08	Pittsburgh (AC)	24-11	10-6	T-5th	Sweet 16
2008-09	UConn (AC)	39-0	16-0	1st	NCAA Champions
2009-10	UConn (AC)	39-0	16-0	1st	NCAA Champions
2010-11	UConn (AC)	36-2	16-0	1st	Final Four
2011-12	UConn (AC)	33-5	13-3	T-2nd	Final Four
2012-13	UConn (AC)	35-4	14-2	2nd	NCAA Champions
2013-14	UConn (AC)	40-0	18-0	1st	NCAA Champions
2014-15	UConn (AC)	38-1	18-0	1st	NCAA Champions
2015-16	UConn (AC)	38-0	18-0	1st	NCAA Champions
2016-17	UConn (AC)	36-1	16-0	1st	Final Four
2017-18	UConn (AC)	36-1	16-0	1st	Final Four
2018-19	UConn (AC)	35-3	16-0	1st	Final Four
2019-20	UConn (AC)	29-3	16-0	1st	NCAA Tournament Canceled
2020-21	UConn (AC)	28-2	18-0	1st	Final Four
2021-22	Vanderbilt (HC)	16-19	4-12	T-12th	WNIT Sweet 16
2022-23	Vanderbilt (HC)	12-19	3-13	12th	--
2023-24	Vanderbilt (HC)	23-10	9-7	6th	NCAA 1st Round
2024-25	Vanderbilt (HC)	22-11	8-8	T-8th	NCAA 1st Round
2025-26	Vanderbilt (HC)	23-2	9-2	--	--

RALPH OVERALL CAREER RECORD

SCHOOL	POS.	RECORD	CONF	POSTSEASON
UConn (1996-01)	Player	164-13	87-3	5 NCAA Tourn. • 1 NCAA Title • 2 Final Fours • 4 Elite Eights • 5 Sweet 16
Pittsburgh (2003-08)	Ast. Coach	89-66	36-44	2 NCAA Tourn. • 1 Sweet 16 • 2 NCAA 2nd Rd • 1 WNIT Final Four
UConn (2008-21)	Ast. Coach	462-19	211-5	12 NCAA Tourn. • 6 NCAA Title • 12 Final Fours • 4 Perfect Seasons
Vandy (2021-Pres.)	Head Coach	96-61	33-42	2 NCAA Tourn. • 1 WNIT Sweet 16
TOTAL	28 Seasons	811-159	367-94	21 NCAA Tourn. • 7 NCAA Titles • 14 Final Fours • 18 Elite Eights

RALPH UCONN PLAYING STATS

YEAR	GP	MIN	AVG	FG	FGA	FG%	3FG	3FGA	3P%	FT	FTA	FT%	REB	AVG	AST	AVG	TO	STL	AVG	PTS	AVG
1996-97	31	676	21.8	116	209	.555	7	30	.233	115	138	.833	140	4.5	59	1.9	65	35	1.1	354	11.4
1997-98																					
REDSHIRTED - INJURY																					
1998-99	30	727	24.2	164	277	.559	31	75	.413	144	180	.800	113	3.8	94	3.1	78	69	3.1	503	16.8
1999-00	37	1051	28.4	184	295	.624	22	55	.400	139	170	.818	138	3.7	181	4.9	90	95	4.9	529	14.3
2000-01	30	710	23.7	98	189	.519	21	63	.333	75	93	.806	119	4.0	122	4.1	57	53	4.1	292	9.7
TOTAL	128	3164	24.7	562	970	.579	81	223	.363	473	747	.814	510	4.0	456	3.6	290	252	2.0	1678	13.1

2020-21 became the first freshman to sweep the major national player-of-the-year awards: the Naismith Trophy, Associated Press Player of the Year, USBWA National Player of the Year, Lieberman Award and Wooden Award.

In all, Ralph worked with 21 WNBA draft picks at UConn, including nine top-five picks and three No. 1 overall selections: Tina Charles, Maya Moore and Breanna Stewart.

Prior to returning to UConn as an assistant, Ralph spent five seasons at the University of Pittsburgh from 2003-08. She was instrumental in a period of unprecedented success, helping the Panthers improve from single-digit victories to at least 22 victories in each of her final three seasons. Pitt also reached the Sweet 16 for the first time in program history in 2008.

As one of the most celebrated student-athletes in women's basketball history, Ralph ranks eighth in UConn's storied record book with 1,678 points. She also ranks among the program's all-time top 10 in career assists (456), steals (252) and field goal percentage (57.9). Ralph graduated from Connecticut in 2001 with a degree in exercise physiology.

In leading UConn to a national championship in 2000, Ralph was named an All-American and Big East Player of the Year. She was selected as the most valuable player in the 2000 NCAA Women's Final Four. She also won the Honda Award, presented to the premier female student-athlete in 12 collegiate sports, and the "Sports Illustrated for Women" Player of the Year.

Ralph was selected by the Utah Starzz in the 2001 WNBA Draft, but was unable to pursue a professional career due to a knee injury.

Ralph and her husband, Tom Garrick, have one daughter, Maysen. Currently a member of the Vanderbilt coaching staff, Garrick served as head coach of the UMass-Lowell women's basketball program from 2018-21 and previously served as a Vanderbilt assistant from 2009-15.

Her mother, Marsha Lake, is a trailblazer in women's college basketball, as she is the first All-American from the University of North Carolina and was a member of Team USA with Pat Summitt at the 1973 World University games in Soviet Russia.





1 MIKAYLA BLAKES

@MikaylaBlakes
@MikaylaBlakes
@MikaylaBlakes

G • 5-8 • So. • Somerset, N.J. • Rutgers Prep HS

SEASON HIGHS

Points • 38 • at Mississippi State (01/15/26)
FG Made • 13 • 2x, Last: at Kentucky (02/05/26)
FG Attempts • 27 • vs. California (11/3/25)
3-Pt Made • 6 • at Kentucky (02/05/26)
3-Pt Attempt • 12 • 2x, Last: at Miss. State (01/15/26)
FT Made • 12 • Virginia (12/03/25)
FT Attempt • 13 • Virginia (12/03/25)
Rebounds • 10 • at Western Kentucky (11/19/25)
Assists • 8 • 2x, Last: Florida (02/01/26)
Steals • 6 • 2x, Last: UAlbany (12/28/25)
Blocks • 1 • 5x, Last: Texas Southern (12/20/25)
Minutes • 40 • 7x, Last: at Kentucky (02/05/26)

CAREER HIGHS

Points • 55 • at Auburn (02/18/25)
FG Made • 16 • at Florida (01/30/25)
FG Attempts • 28 • at Auburn (02/18/25)
3-Pt Made • 7 • at Oklahoma (02/20/25)
3-Pt Attempt • 14 • at Miami (12/04/24)
FT Made • 23 • at Auburn (02/18/25)
FT Attempt • 24 • at Auburn (02/18/25)
Rebounds • 10 • at Western Kentucky (11/19/25)
Assists • 8 • 3x, Last: Florida (02/01/26)
Steals • 7 • Appalachian State (12/1/24)
Blocks • 2 • LSU (01/13/25)
Minutes • 45 • at Auburn (02/18/25)

- Her 25.9 ppg leads NCAA Division I
- 44-game double-digit scoring streak is the third-longest active streak in NCAA DI & is the second-longest by a Dore since 1999-00
- Fastest SEC player to score 1,000 career points in the NCAA era (1981-82) at 42 games
- Ranks 16th on the Vanderbilt All-Time Scoring list with 1,417 points
- National Player of the Week by the AP, USBWA & Naismith Trophy (Jan. 5-6)
- 4-Time SEC Co-Player of the Week (Dec. 2, Jan. 6, Jan.20, Feb. 10)
- Holds the highest career scoring avg among active NCAA DI players at 24.4 ppg
- Won Gold with Team USA & earned MVP at 2025 FIBA Women's AmeriCup
- Six-time All-American
- SEC Single-Game Scoring & NCAA DI Freshman Single-Game Scoring Record Holder with 55 pts at Auburn on Feb. 18, 2025
- USBWA Tamika Catchings National Freshman of the Year (2024-25)
- SEC Newcomer of the Year - USA Today (2024-25)
- All-SEC First Team (2024-25)

SUPERLATIVES

10+ POINTS
15+ POINTS
20+ POINTS
25+ POINTS
30+ POINTS
40+ POINTS
50+ POINTS
MADE 3+ 3-PT FG
10+ REBS
5+ ASSISTS
3+ ASSISTS

'25-26 CAREER

25	58
24	53
20	41
14	24
8	13
--	2
--	2
12	20
1	1
12	21
22	32

SUPERLATIVES

5+ STEALS
3+ STEALS
2+ BLOCKS
DOUBLE-DOUBLES
LED VANDY IN PTS
LED VANDY IN REB
LED VANDY IN AST
LED VANDY IN STL
LED VANDY IN BLK

3	6
18	35
--	1
--	--
21	40
4	5
12	23
12	21
1	6

GAME-BY-GAME

DATE	OPPONENT	GS	MIN	FGM/A	FG%	3FG/A	3P%	FTM/A	FG%	OFF	DEF	TOT	AVG	PF	AST	T/O	BLK	STL	PTS	AVG
11.3.25	CALIFORNIA	*	40:00	9-27	.333	2-9	.222	7-10	.700	1	3	4	4.0	1	1	2	1	3	27	27.0
11.10.25	FURMAN	*	29:29	6-14	.429	2-6	.333	1-4	.250	1	3	4	4.0	2	4	2	1	4	15	21.0
11.12.25	AT AUSTIN PEAY	*	37:37	8-20	.400	2-8	.250	8-11	.727	1	0	1	3.0	3	3	6	0	2	26	22.7
11.19.25	AT WESTERN KY.	*	25:15	11-18	.611	5-9	.556	3-4	.750	4	6	10	4.8	1	3	2	0	6	30	24.5
11.21.25	ALABAMA STATE	*	23:48	5-9	.556	1-4	.250	8-9	.889	2	1	3	4.4	2	5	1	0	4	19	23.4
11.23.25	TENNESSEE STATE	*	20:31	11-17	.647	2-6	.333	0-0	.000	0	2	2	4.0	1	2	0	1	4	24	23.5
11.27.25	VS. OREGON STATE	*	37:34	12-22	.545	2-6	.333	9-10	.900	0	4	4	4.0	2	4	1	1	3	35	25.1
11.29.25	VS. BYU	*	40:00	10-24	.417	3-10	.300	4-4	1.000	2	2	4	4.0	3	6	2	0	3	27	25.4
12.3.25	VIRGINIA	*	40:00	7-17	.412	2-6	.333	12-13	.923	3	4	7	4.3	3	7	5	0	4	28	25.7
12.15.25	SOUTH FLORIDA	*	32:30	7-19	.368	4-12	.333	1-1	1.000	1	5	6	4.5	1	3	2	0	3	19	25.0
12.18.25	UALBANY	*	31:40	7-17	.412	1-5	.200	2-4	.500	0	4	4	4.0	0	4	2	0	6	17	24.3
12.20.25	TEXAS SOUTHERN	*	23:01	8-14	.571	4-10	.400	3-4	.750	1	1	2	4.3	0	1	2	1	3	23	24.2
12.28.25	STONEHILL	*	25:41	7-13	.538	1-4	.250	6-6	1.000	0	1	1	4.0	1	7	0	0	5	21	23.9
1.1.26	AT ARKANSAS	*	35:10	13-26	.500	3-9	.333	6-6	1.000	0	4	4	4.0	2	8	1	0	3	35	24.7
1.4.26	LSU	*	40:00	10-25	.400	3-9	.333	9-12	.750	0	1	1	3.8	2	4	4	0	3	32	25.2
1.8.26	MISSOURI	*	33:42	6-17	.353	3-7	.429	5-5	1.000	2	2	4	3.8	2	6	3	0	2	20	24.9
1.11.26	AT TEXAS A&M	*	28:51	9-16	.563	0-4	.000	7-7	1.000	1	0	1	3.6	1	5	2	0	3	25	24.9
1.15.26	AT MISSISSIPPI ST.	*	40:00	11-23	.478	5-12	.417	11-11	1.000	1	4	5	3.7	2	7	3	0	0	38	25.6
1.19.26	VS. MICHIGAN	*	33:27	5-14	.357	0-4	.000	4-5	.800	1	1	2	3.6	4	4	5	0	1	14	25.0
1.22.26	AUBURN	*	35:56	8-21	.381	1-8	.125	3-5	.600	3	1	4	3.7	3	5	4	0	1	20	24.8
1.25.26	AT SOUTH CAROLINA	*	37:51	9-24	.375	3-7	.429	2-2	1.000	2	5	7	3.8	2	5	5	0	3	23	24.7
1.30.26	VS. OLE MISS	*	40:00	10-24	.417	1-4	.250	8-10	.800	1	4	5	3.9	3	4	7	0	1	29	24.9
2.1.26	FLORIDA	*	38:07	10-20	.500	3-10	.300	7-7	1.000	1	4	5	3.9	3	8	3	0	4	30	25.1
2.5.26	AT KENTUCKY	*	40:00	13-25	.520	6-9	.667	5-6	.833	1	1	2	3.8	2	4	3	0	4	37	25.6
2.9.26	OKLAHOMA	*	36:04	3-23	.565	3-10	.300	5-5	1.000	1	3	4	3.8	4	6	2	1	2	34	25.9
2.12.26	TEXAS																			
2.15.26	AT GEORGIA																			
2.22.26	KENTUCKY																			
2.26.26	ALABAMA																			
3.1.26	AT TENNESSEE																			
TOTAL		25	846:14	225-489	.460	62-188	.330	136-161	.845	30	66	96	3.8	50	116	69	6	77	648	25.9

CAREER STATS

YEAR	GP	GS	MIN	AVG	FG	FGA	PCT	3FG	3FGA	3PCT	FT	FTA	PCT	OFF	DEF	TOT	AVG	PF	FO	AST	TO	BLK	STL	PTS	AVG
2024-25	33	32	1062	32.2	250	548	.456	76	222	.342	193	218	.885	48	65	113	3.4	82	2	105	96	8	78	769	23.3
2025-26	25	25	846	33.8	225	489	.460	62	188	.330	136	161	.845	30	66	96	3.8	50	0	116	69	6	77	648	25.9
CAREER	58	57	1908	32.9	475	1037	.458	138	410	.337	329	379	.868	78	131	209	3.6	132	2	221	165	14	155	1417	24.4





2 JADA BROWN

@_JadaBrown
@BrownJadaa
@JadaBrown_

G • 5-8 • Sr. • Bentonville, Ark. • Bentonville HS

SEASON HIGHS

Points • 12 • Stonehill (12/28/25)
FG Made • 4 • 2x, Last: Stonehill (12/28/25)
FG Attempts • 9 • at Western Kentucky (11/19/25)
3-Pt Made • 3 • vs. Oregon State (11/27/25)
3-Pt Attempt • 4 • 5x, Last: at Texas A&M (01/11/26)
FT Made • 4 • 2x, Last: Stonehill (12/28/25)
FT Attempt • 5 • Stonehill (12/28/25)
Rebounds • 3 • 3x, Last: at Arkansas (01/01/26)
Assists • 6 • Texas A&M (01/11/26)
Steals • 6 • Stonehill (12/28/25)
Blocks • 1 • 2x, Last: Auburn (01/22/26)
Minutes • 34 • vs. BYU (11/29/25)

CAREER HIGHS

Points • 12 • 2x, Last: Stonehill (12/28/25)
FG Made • 4 • 3x, Last: Stonehill (12/28/25)
FG Attempts • 12 • Samford (11/10/22)
3-Pt Made • 4 • vs. NC State (11/24/22)
3-Pt Attempt • 8 • at LSU (01/01/23)
FT Made • 4 • Alabama State (11/21/25)
FT Attempt • 4 • Alabama State (11/21/25)
Rebounds • 4 • 4x, Last: Radford (12/31/23)
Assists • 6 • Texas A&M (01/11/26)
Steals • 6 • Stonehill (12/28/25)
Blocks • 1 • 3x, Last: California (11/3/25)
Minutes • 42 • Lipscomb (12/18/22)

- Kay Yow Servant Leader Award (2025-26)
- Averaging 3.7 ppg this season, the highest since her freshman season
- Made at least one 3-pointer off the bench in the last 8 of last 11 games
- Equaled her career high by scoring 12 pts vs. Stonehill on Dec. 28
- Played in 89 games with 22 career starts at Vanderbilt
- Member of Coach Ralph's first signing class at Vanderbilt
- Her TikTok account has generated 5.7 million likes and 109,000 followers
- Second player from Arkansas in program history and first since 1990-91
- Two-time SEC Winter Academic Honor Roll (2023-24, 2024-25)

SUPERLATIVES	'25-26 CAREER		SUPERLATIVES	'25-26 CAREER	
10+ POINTS	2	4	3+ ASSISTS	5	6
15+ POINTS	--	--	5+ STEALS	1	1
20+ POINTS	--	--	3+ STEALS	1	1
25+ POINTS	--	--	2+ BLOCKS	--	--
30+ POINTS	--	--	DOUBLE-DOUBLES	--	--
40+ POINTS	--	--	LED VANDY IN PTS	--	--
50+ POINTS	--	--	LED VANDY IN REB	--	--
MADE 3+ 3-PT FG	1	4	LED VANDY IN AST	--	1
10+ REBS	--	--	LED VANDY IN STL	2	2
5+ ASSISTS	1	1-	LED VANDY IN BLK	--	--

GAME-BY-GAME

DATE	OPPONENT	GS	MIN	FGM/A	FG%	3FG/A	3P%	FTM/A	FG%	OFF	DEF	TOT	AVG	PF	AST	T/O	BLK	STL	PTS	AVG
11.3.25	CALIFORNIA		04:08	0-1	.000	0-0	.000	0-0	.000	0	0	0	0.0	0	0	0	1	0	0	0.0
11.10.25	FURMAN		18:31	4-6	.667	2-3	.667	0-0	.000	0	0	0	0.0	1	2	0	0	2	10	5.0
11.12.25	AT AUSTIN PEAY		15:46	1-3	.333	1-3	.333	0-0	.000	0	0	0	0.0	0	1	0	0	0	3	4.3
11.19.25	AT WESTERN KY.		21:39	1-9	.111	0-3	.000	0-0	.000	1	0	1	0.3	3	3	1	0	2	2	3.8
11.21.25	ALABAMA STATE		22:48	0-2	.000	0-1	.000	4-4	1.000	0	2	2	0.6	0	4	1	0	2	4	3.8
11.23.25	TENNESSEE STATE		16:03	3-5	.600	1-3	.333	0-0	.000	0	1	1	0.7	2	2	5	0	1	7	4.3
11.27.25	VS. OREGON STATE		20:06	3-5	.600	3-4	.750	0-0	.000	0	3	3	1.0	2	1	0	0	1	9	5.0
11.29.25	VS. BYU		33:42	2-5	.400	2-4	.500	2-2	1.000	1	1	2	1.1	0	1	0	0	1	8	5.4
12.3.25	VIRGINIA		13:32	0-1	.000	0-1	.000	0-0	.000	1	0	1	1.1	0	0	0	0	0	0	4.8
12.15.25	SOUTH FLORIDA		18:37	0-4	.000	0-4	.000	0-0	.000	0	2	2	1.2	0	2	0	0	1	0	4.3
12.18.25	UALBANY		30:05	1-5	.200	0-1	.000	0-0	.000	0	2	2	1.3	2	2	0	0	0	2	4.1
12.20.25	TEXAS SOUTHERN		23:53	1-4	.250	1-2	.500	0-0	.000	0	3	3	1.4	3	3	2	0	1	3	4.0
12.28.25	STONEHILL		28:06	4-4	1.000	0-0	.000	4-5	.800	0	1	1	1.4	2	1	2	0	6	12	4.6
1.1.26	AT ARKANSAS		26:25	2-4	.500	2-4	.500	0-0	.000	0	3	3	1.5	2	1	0	0	1	6	4.7
1.4.26	LSU		26:16	1-2	.500	1-2	.500	1-2	.500	1	1	2	1.5	0	2	3	0	1	4	4.7
1.8.26	MISSOURI		22:49	1-3	.333	1-2	.500	0-0	.000	1	1	2	1.6	2	2	0	0	0	3	4.6
1.11.26	AT TEXAS A&M		25:50	2-4	.500	2-4	.500	0-0	.000	0	1	1	1.5	2	6	1	0	3	6	4.6
1.15.26	AT MISSISSIPPI ST.		20:41	2-4	.500	1-2	.500	0-0	.000	0	0	0	1.4	1	2	2	0	0	5	4.7
1.19.26	VS. MICHIGAN		21:28	1-2	.500	1-2	.500	0-0	.000	0	0	0	1.4	1	0	1	0	2	3	4.6
1.22.26	AUBURN		23:12	1-1	1.000	1-1	1.000	0-0	.000	0	0	0	1.3	2	0	0	1	3	3	4.5
1.25.26	AT SOUTH CAROLINA		25:35	1-3	.333	1-3	.333	0-0	.000	0	0	0	1.2	2	3	2	0	1	3	4.4
1.30.26	VS. OLE MISS		10:13	0-1	.000	0-1	.000	0-0	.000	0	0	0	1.2	0	1	2	0	0	0	4.2
2.1.26	FLORIDA		10:20	0-2	.000	0-1	.000	0-0	.000	0	1	1	1.2	1	0	1	0	0	0	4.0
2.5.26	AT KENTUCKY		14:05	0-2	.000	0-1	.000	0-0	.000	1	0	1	1.2	0	0	0	0	0	0	3.9
2.9.26	OKLAHOMA		09:56	0-1	.000	0-1	.000	0-0	.000	0	1	1	1.2	0	0	0	0	0	0	3.7
2.12.26	TEXAS																			
2.15.26	AT GEORGIA																			
2.22.26	KENTUCKY																			
2.26.26	ALABAMA																			
3.1.26	AT TENNESSEE																			
TOTAL		0	503:45	31-83	.373	20-53	.377	11-13	.846	6	23	29	1.2	28	39	23	2	28	93	3.7

CAREER STATS

YEAR	GP	GS	MIN	AVG	FG	FGA	PCT	3FG	3FGA	3PCT	FT	FTA	PCT	OFF	DEF	TOT	AVG	PF	FO	AST	TO	BLK	STL	PTS	AVG
2022-23	30	22	637	21.3	44	150	.293	32	105	.305	12	14	.857	13	19	32	1.1	35	0	24	44	1	14	132	4.4
2023-24	19	0	128	6.7	3	20	.150	2	16	.125	4	6	.667	2	9	11	0.6	12	0	7	6	0	2	12	0.6
2024-25	15	0	78	5.2	7	14	.500	3	7	.429	3	4	.750	5	9	14	0.9	9	0	6	6	0	6	20	1.3
2025-26	25	0	504	20.2	31	83	.37	20	53	.377	11	13	.846	6	23	29	1.2	28	0	39	23	2	28	93	3.7
CAREER	89	22	1347	15.1	85	267	.318	57	181	.315	30	37	.811	26	60	86	1.0	84	0	76	79	3	50	257	2.9





3 AUBREY GALVAN

@AubTheBaller1
@AubTheBaller
@AubTheBaller1

G • 5-6 • Fr. • Deerfield, Ill. • Wilmette Loyola Academy

SEASON HIGHS

Points • 30 • Oklahoma (02/10/26)
FG Made • 10 • Oklahoma (02/10/26)
FG Attempts • 15 • 2x, Last: Oklahoma (02/10/26)
3-Pt Made • 4 • 2x, Last: LSU (01/04/26)
3-Pt Attempt • 11 • Missouri (01/08/26)
FT Made • 7 • 2x, Oklahoma (02/10/26)
FT Attempt • 9 • Oklahoma (02/10/26)
Rebounds • 9 • vs. California (11/3/25)
Assists • 15 • Tennessee State (11/23/25)
Steals • 9 • Tennessee State (11/23/25)
Blocks • 1 • 2x, Last: at South Carolina (01/25/26)
Minutes • 40 • 4x, Last: vs. Ole Miss (01/31/26)

CAREER HIGHS

Points • 30 • Oklahoma (02/10/26)
FG Made • 10 • Oklahoma (02/10/26)
FG Attempts • 15 • 2x, Last: Oklahoma (02/10/26)
3-Pt Made • 4 • 2x, Last: LSU (01/04/26)
3-Pt Attempt • 11 • Missouri (01/08/26)
FT Made • 7 • 2x, Oklahoma (02/10/26)
FT Attempt • 9 • Oklahoma (02/10/26)
Rebounds • 9 • vs. California (11/3/25)
Assists • 15 • Tennessee State (11/23/25)
Steals • 9 • Tennessee State (11/23/25)
Blocks • 1 • 2x, Last: at South Carolina (01/25/26)
Minutes • 40 • 4x, Last: vs. Ole Miss (01/31/26)

- Ranks in the top-15 nationally in assists (10th; 150) & ast/game (14th; 6.0)
- 4-Time SEC Freshman of the Week (Nov. 25, Jan. 6, Jan. 20, Feb. 10)
- Her 7 ast vs. Cal were the most by a Vandy player in a debut since 2015-16
- Her 9 reb. vs. Cal were the most by a Commodore in a debut since 2019-20
- Became the first NCAA player since at 1999-00 to open her career with back-to-back games with 7-plus assists and 7-plus rebounds
- Two-time adidas All-American ('23, '24)
- 4-star recruit according to Prospect Nation and named to the site's Elite 150 for the Class of 2025
- Works out with WNBA star Jewell Loyd in the summers and considers the six-time WNBA All-Star a mentor

SUPERLATIVES

	'25-26 CAREER
10+ POINTS	16
15+ POINTS	10
20+ POINTS	2
25+ POINTS	1
30+ POINTS	1
40+ POINTS	--
50+ POINTS	--
MADE 3+ 3-PT FG	7
10+ REBS	--
5+ ASSISTS	16

SUPERLATIVES

	'25-26 CAREER
3+ ASSISTS	22
5+ STEALS	4
3+ STEALS	15
2+ BLOCKS	--
DOUBLE-DOUBLES	2
LED VANDY IN PTS	1
LED VANDY IN REB	2
LED VANDY IN AST	14
LED VANDY IN STL	8
LED VANDY IN BLK	--

GAME-BY-GAME

DATE	OPPONENT	GS	MIN	FGM/A	FG%	3FG/A	3P%	FTM/A	FT%	OFF	DEF	TOT	AVG	PF	AST	T/O	BLK	STL	PTS	AVG
11.3.25	CALIFORNIA	*	39:10	3-14	.214	1-4	.250	0-0	.000	2	7	9	9.0	4	7	3	0	3	7	7.0
11.10.25	FURMAN	*	31:18	5-10	.500	1-4	.250	0-0	.000	2	5	7	8.0	3	8	6	0	3	11	9.0
11.12.25	AT AUSTIN PEAY	*	40:00	6-10	.600	3-5	.600	3-3	1.000	0	2	2	6.0	4	3	2	0	0	18	12.0
11.19.25	AT WESTERN KY.	*	27:08	1-6	.167	1-2	.500	0-0	.000	0	5	5	5.8	0	8	1	0	0	3	9.8
11.21.25	ALABAMA STATE	*	25:50	2-9	.222	0-3	.000	0-0	.000	0	2	2	5.0	0	8	1	0	2	4	8.6
11.23.25	TENNESSEE STATE	*	30:53	7-15	.467	2-5	.400	0-0	.000	0	3	3	4.7	0	15	5	0	9	16	9.8
11.27.25	VS. OREGON STATE	*	30:29	5-14	.357	2-5	.400	0-2	.000	0	1	1	4.1	3	1	1	1	6	12	10.1
11.29.25	VS. BYU	*	40:00	6-15	.400	2-9	.222	2-2	1.000	0	2	2	3.9	0	5	0	0	3	16	10.9
12.3.25	VIRGINIA	*	37:47	3-6	.500	1-2	.500	0-0	.000	0	4	4	3.9	0	8	3	0	3	7	10.4
12.15.25	SOUTH FLORIDA	*	35:59	4-13	.308	3-10	.300	0-0	.000	1	4	5	4.0	0	8	2	0	2	11	10.5
12.18.25	UALBANY	*	35:35	6-12	.500	3-6	.500	0-0	.000	0	6	6	4.2	2	4	2	0	4	15	10.9
12.20.25	TEXAS SOUTHERN	*	21:37	1-9	.111	1-8	.125	0-0	.000	1	1	2	4.0	1	11	3	0	0	3	10.3
12.28.25	STONEHILL	*	28:12	4-7	.571	1-2	.500	0-0	.000	0	3	3	3.9	0	7	1	0	5	9	10.2
1.1.26	AT ARKANSAS	*	34:03	5-13	.385	4-10	.400	0-0	.000	0	0	0	3.6	1	6	1	0	3	14	10.4
1.4.26	LSU	*	33:30	4-16	.250	4-10	.400	2-3	.667	1	2	3	3.6	2	1	3	0	3	14	10.7
1.8.26	MISSOURI	*	36:27	8-17	.471	2-11	.182	1-1	1.000	0	1	1	3.4	1	4	4	0	5	19	11.2
1.11.26	AT TEXAS A&M	*	34:20	5-9	.556	2-4	.500	0-0	.000	0	1	1	3.3	0	7	2	0	4	12	11.2
1.15.26	AT MISSISSIPPI ST.	*	26:22	3-9	.333	0-4	.000	2-2	1.000	0	3	3	3.3	3	5	1	0	0	8	11.1
1.19.26	VS. MICHIGAN	*	40:00	7-14	.500	3-6	.500	3-4	.750	0	1	1	3.2	3	3	3	0	2	20	11.5
1.22.26	AUBURN	*	37:40	6-10	.600	1-3	.333	2-2	1.000	1	4	5	3.3	1	10	6	1	4	15	11.7
1.25.26	AT SOUTH CAROLINA	*	31:11	3-8	.375	1-3	.333	0-0	.000	1	2	3	3.2	2	3	4	1	3	7	11.5
1.30.26	VS. OLE MISS	*	40:00	8-14	.571	1-4	.250	1-2	.500	1	1	2	3.2	3	4	2	0	2	18	11.8
2.1.26	FLORIDA	*	34:28	4-11	.364	1-6	.167	0-0	.000	0	2	2	3.1	1	5	4	0	1	9	11.7
2.5.26	AT KENTUCKY	*	36:49	4-11	.364	1-6	.167	7-7	1.000	1	0	1	3.0	3	7	1	0	3	16	11.8
2.9.26	OKLAHOMA	*	37:24	10-15	.667	3-5	.600	7-9	.778	1	3	4	3.1	1	2	1	0	2	30	12.6
2.12.26	TEXAS																			
2.15.26	AT GEORGIA																			
2.22.26	KENTUCKY																			
2.26.26	ALABAMA																			
3.1.26	AT TENNESSEE																			
TOTAL		25	846:11	120-287	.418	44-137	.321	30-37	.811	12	65	77	3.1	38	150	62	3	72	314	12.6

CAREER STATS

YEAR	GP	GS	MIN	AVG	FG	FGA	PCT	3FG	3FGA	3PCT	FT	FTA	PCT	OFF	DEF	TOT	AVG	PF	FO	AST	TO	BLK	STL	PTS	AVG
2025-26	25	25	846	33.8	120	287	.418	44	137	.321	30	37	.811	12	65	77	3.1	38	0	150	62	3	72	314	12.6
CAREER	25	25	846	33.8	120	287	.418	44	137	.321	30	37	.811	12	65	77	3.1	38	0	150	62	3	72	314	12.6





4 MADISON GREENE

@Mad1son_O4

@Mad1son_O4

G • 5-6 • Jr. • Columbus, Ohio • Pickerington Central HS

SEASON HIGHS

Points • - - • - -
FG Made • - - • - -
FG Attempts • - - • - -
3-Pt Made • - - • - -
3-Pt Attempt • - - • - -
FT Made • - - • - -
FT Attempt • - - • - -
Rebounds • - - • - -
Assists • - - • - -
Steals • - - • - -
Blocks • - - • - -
Minutes • - - • - -

CAREER HIGHS

Points • 25 • at Dayton (12/19/24)
FG Made • 7 • 2x, Last: at Dayton (12/19/24)
FG Attempts • 14 • at Dayton (12/19/24)
3-Pt Made • 5 • at South Florida (11/14/24)
3-Pt Attempt • 8 • at South Florida (11/14/24)
FT Made • 8 • at Dayton (12/19/24)
FT Attempt • 10 • at Dayton (12/19/24)
Rebounds • 6 • Alabama A&M (12/29/24)
Assists • 6 • Samford (11/22/24)
Steals • 6 • Lipscomb (11/04/24)
Blocks • 1 • Austin Peay (11/08/24)
Minutes • 41 • Mississippi State (02/13/25)

- Will miss the 2025-25 season due to injury
- Played in 44 games with four career starts at Vanderbilt
- Earned a medical redshirt waiver for the 2023-24 season after missing the final 22 games due to injury
- Led the team in points off the bench at 7.3 ppg in 29 games in '24-25
- First Dore since 2018 to score 25-plus points off the bench in game vs. Dayton on Dec. 19, 2024
- SEC Winter Academic Honor Roll ('25)
- Majoring in Medicine, Health & Society

SUPERLATIVES	'25-26 CAREER	SUPERLATIVES	'25-26 CAREER
10+ POINTS	-- 13	3+ ASSISTS	-- 6
15+ POINTS	-- 5	5+ STEALS	-- 1
20+ POINTS	-- 1	3+ STEALS	-- 5
25+ POINTS	-- 1	2+ BLOCKS	-- --
30+ POINTS	-- --	DOUBLE-DOUBLES	-- --
40+ POINTS	-- --	LED VANDY IN PTS	-- 1
50+ POINTS	-- --	LED VANDY IN REB	-- --
MADE 3+ 3-PT FG	-- 4	LED VANDY IN AST	-- 4
10+ REBS	-- --	LED VANDY IN STL	-- 4
5+ ASSISTS	-- 1	LED VANDY IN BLK	-- --

GAME-BY-GAME

DATE	OPPONENT	GS	MIN	FGM/A	FG%	3FG/A	3P%	FTM/A	FG% OFF	DEF	TOT	AVG	PF	AST	T/O	BLK	STL	PTS	AVG	
11.3.25	CALIFORNIA																			
11.10.25	FURMAN																			
11.12.25	AT AUSTIN PEAY																			
11.19.25	AT WESTERN KY.																			
11.21.25	ALABAMA STATE																			
11.23.25	TENNESSEE STATE																			
11.27.25	VS. OREGON STATE																			
11.29.25	VS. BYU OR VA. TECH																			
12.3.25	VIRGINIA																			
12.15.25	SOUTH FLORIDA																			
12.18.25	UALBANY																			
12.20.25	TEXAS SOUTHERN																			
12.28.25	STONEHILL																			
1.1.26	AT ARKANSAS																			
1.4.26	LSU																			
1.8.26	MISSOURI																			
1.11.26	AT TEXAS A&M																			
1.15.26	AT MISSISSIPPI ST.																			
1.19.26	VS. MICHIGAN																			
1.22.26	AUBURN																			
1.25.26	AT SOUTH CAROLINA																			
1.30.26	VS. OLE MISS																			
2.1.26	FLORIDA																			
2.5.26	AT KENTUCKY																			
2.9.26	OKLAHOMA																			
2.12.26	TEXAS																			
2.15.26	AT GEORGIA																			
2.22.26	KENTUCKY																			
2.26.26	ALABAMA																			
3.1.26	AT TENNESSEE																			
TOTAL																				

CAREER STATS

YEAR	GP	GS	MIN	AVG	FG	FGA	PCT	3FG	3FGA	3PCT	FT	FTA	PCT	OFF	DEF	TOT	AVG	PF	FO	AST	TO	BLK	STL	PTS	AVG
2023-24	11	0	217	19.7	31	73	.425	10	28	.357	4	6	.667	5	11	16	1.5	22	0	13	14	0	15	76	6.9
2024-25	33	4	672	20.4	78	181	.431	25	71	.352	44	53	.830	19	52	71	2.2	58	0	44	56	1	40	225	6.8
2025-26	--	--	--	--	--	--	--	--	--	--	--	--	--	--	--	--	--	--	--	--	--	--	--	--	--
CAREER	44	4	889	20.2	109	254	.429	35	99	.354	48	59	.814	24	63	87	2.0	80	0	57	70	1	55	301	6.8





8 AVA BLACK

@Ava_Black0501

@Ava_Jaye_Black

G • 5-11 • Fr. • Auburn, N.H. • Tabor Academy (Mass.)

SEASON HIGHS

Points • 11 • Alabama State (11/21/25)
 FG Made • 4 • 3x, Last: Stonehill (12/28/25)
 FG Attempts • 8 • 2x, Last: Texas Southern (12/20/25)
 3-Pt Made • 3 • Alabama State (11/21/25)
 3-Pt Attempt • 4 • Alabama State (11/21/25)
 FT Made • 2 • 2x, at South Carolina (01/25/26)
 FT Attempt • 2 • 2x, at South Carolina (01/25/26)
 Rebounds • 6 • 2x, Last: Tennessee State (11/21/25)
 Assists • 2 • 2x, Last: Tennessee State (11/21/25)
 Steals • 3 • 2x, Last: Texas Southern (12/20/25)
 Blocks • 1 • Tennessee State (11/21/25)
 Minutes • 22 • 2x, Last: Texas Southern (12/20/25)

CAREER HIGHS

Points • 11 • Alabama State (11/21/25)
 FG Made • 4 • 3x, Last: Stonehill (12/28/25)
 FG Attempts • 8 • 2x, Last: Texas Southern (12/20/25)
 3-Pt Made • 3 • Alabama State (11/21/25)
 3-Pt Attempt • 4 • Alabama State (11/21/25)
 FT Made • 2 • 2x, at South Carolina (01/25/26)
 FT Attempt • 2 • 2x, at South Carolina (01/25/26)
 Rebounds • 6 • 2x, Last: Tennessee State (11/21/25)
 Assists • 2 • 2x, Last: Tennessee State (11/21/25)
 Steals • 3 • 2x, Last: Texas Southern (12/20/25)
 Blocks • 1 • Tennessee State (11/21/25)
 Minutes • 22 • 2x, Last: Texas Southern (12/20/25)

- Made her Vanderbilt debut vs. Furman on Nov. 10
- Scored a career-high 11 points vs. Alabama State
- Ranked as one of New England's top prospects
- Attended the 2023 USA Women's Basketball U16 National Team trials
- First player in program history from New Hampshire
- Two-time All-State selection

SUPERLATIVES	'25-26 CAREER	SUPERLATIVES	'25-26 CAREER
10+ POINTS	1 1	3+ ASSISTS	-- --
15+ POINTS	-- --	5+ STEALS	-- --
20+ POINTS	-- --	3+ STEALS	1 1
25+ POINTS	-- --	2+ BLOCKS	-- --
30+ POINTS	-- --	DOUBLE-DOUBLES	-- --
40+ POINTS	-- --	LED VANDY IN PTS	-- --
50+ POINTS	-- --	LED VANDY IN REB	1 1
MADE 3+ 3-PT FG	1 1	LED VANDY IN AST	-- --
10+ REBS	-- --	LED VANDY IN STL	1 1
5+ ASSISTS	-- --	LED VANDY IN BLK	-- --

GAME-BY-GAME

DATE	OPPONENT	GS	MIN	FGM/A	FG%	3FG/A	3P%	FTM/A	FG%	OFF	DEF	TOT	AVG	PF	AST	T/O	BLK	STL	PTS	AVG
11.3.25	CALIFORNIA																			
11.10.25	FURMAN		04:19	1-2	.500	0-1	.000	1-1	1.000	0	1	1	1.0	2	0	0	0	0	3	3.0
11.12.25	AT AUSTIN PEAY																			
11.19.25	AT WESTERN KY.		12:30	1-3	.333	0-1	.000	0-0	.000	4	0	4	2.5	3	2	0	0	2	2	2.5
11.21.25	ALABAMA STATE		21:57	4-8	.500	3-4	.750	0-0	.000	3	3	6	3.7	3	1	0	0	3	11	5.3
11.23.25	TENNESSEE STATE		20:34	2-3	.667	0-1	.000	0-1	.000	1	5	6	4.3	1	2	2	1	1	4	5.0
11.27.25	VS. OREGON STATE		09:21	0-0	.000	0-0	.000	0-0	.000	0	2	2	3.8	1	1	1	0	1	0	4.0
11.29.25	VS. BYU		07:42	2-4	.500	0-2	.000	0-0	.000	0	0	0	3.2	1	1	0	0	0	4	4.0
12.3.25	VIRGINIA																			
12.15.25	SOUTH FLORIDA		09:59	0-1	.000	0-0	.000	2-2	1.000	3	1	4	3.3	1	0	1	0	0	2	3.7
12.18.25	UALBANY		09:13	1-2	.500	0-1	.000	0-0	.000	1	2	3	3.3	2	0	0	0	0	2	3.5
12.20.25	TEXAS SOUTHERN		21:56	4-5	.800	1-1	1.000	0-0	.000	0	5	5	3.4	4	0	1	0	3	9	4.1
12.28.25	STONEHILL		17:51	4-4	1.000	0-0	.000	1-1	1.000	1	4	5	3.6	2	1	0	0	2	9	4.6
1.1.26	AT ARKANSAS		13:12	1-1	1.000	1-1	1.000	0-0	.000	3	1	4	3.6	1	1	3	0	0	3	4.5
1.4.26	LSU		02:14	0-0	.000	0-0	.000	0-0	.000	0	1	1	3.4	0	0	0	0	0	0	4.1
1.8.26	MISSOURI		04:10	0-1	.000	0-1	.000	0-0	.000	0	0	0	3.2	2	0	0	0	0	0	3.8
1.11.26	AT TEXAS A&M		10:11	1-2	.500	0-0	.000	0-1	.000	0	1	1	3.0	1	0	0	0	0	2	3.6
1.15.26	AT MISSISSIPPI ST.		02:12	0-1	.000	0-1	.000	0-0	.000	0	0	0	2.8	0	0	0	0	0	0	3.4
1.19.26	VS. MICHIGAN																			
1.22.26	AUBURN		04:00	0-0	.000	0-0	.000	0-0	.000	0	1	1	2.7	0	0	0	0	0	0	3.2
1.25.26	AT SOUTH CAROLINA		08:04	1-2	.500	0-0	.000	2-2	1.000	0	0	0	2.5	1	0	0	0	0	4	3.2
1.30.26	VS. OLE MISS		01:36	0-0	.000	0-0	.000	0-0	.000	0	0	0	2.4	1	0	0	0	0	0	3.1
2.1.26	FLORIDA		08:01	1-3	.333	0-1	.000	0-0	.000	2	1	3	2.4	0	1	1	0	1	2	3.0
2.5.26	AT KENTUCKY		09:24	0-2	.000	0-1	.000	0-0	.000	0	2	2	2.4	2	0	0	0	1	0	2.9
2.9.26	OKLAHOMA		01:55	0-1	.000	0-1	.000	0-0	.000	0	0	0	2.3	0	0	2	0	0	0	2.7
2.12.26	TEXAS																			
2.15.26	AT GEORGIA																			
2.22.26	KENTUCKY																			
2.26.26	ALABAMA																			
3.1.26	AT TENNESSEE																			
TOTAL		0	200:21	23-45	.511	5-17	.294	6-8	.750	18	30	48	2.3	28	10	11	1	14	57	2.7

CAREER STATS

YEAR	GP	GS	MIN	AVG	FG	FGA	PCT	3FG	3FGA	3PCT	FT	FTA	PCT	OFF	DEF	TOT	AVG	PF	FO	AST	TO	BLK	STL	PTS	AVG
2025-26	21	0	200	9.5	23	45	.511	5	17	.294	6	8	.750	18	30	48	2.3	28	0	10	11	1	14	57	2.7
CAREER	21	0	200	9.5	23	45	.511	5	17	.294	6	8	.750	18	30	48	2.3	28	0	10	11	1	14	57	2.7





11 MONIQUE WILLIAMS



@Monique.Williams6



@Monique_Williams11

F • 6-3 • Fr. • Perth, Australia • Willeton Senior HS

SEASON HIGHS

Points • 5 • Texas Southern (12/20/25)
FG Made • 2 • Texas Southern (12/20/25)
FG Attempts • 2 • 2x, Last: Texas Southern (12/20/25)
3-Pt Made • 1 • Texas Southern (12/20/25)
3-Pt Attempt • 1 • Texas Southern (12/20/25)
FT Made • 2 • Tennessee State (11/23/25)
FT Attempt • 4 • Tennessee State (11/23/25)
Rebounds • 2 • Alabama State (11/21/25)
Assists • 1 • UAlbany (12/18/25)
Steals • - - - -
Blocks • - - - -
Minutes • 10 • Texas Southern (12/20/25)

CAREER HIGHS

Points • 5 • Texas Southern (12/20/25)
FG Made • 2 • Texas Southern (12/20/25)
FG Attempts • 2 • 2x, Last: Texas Southern (12/20/25)
3-Pt Made • 1 • Texas Southern (12/20/25)
3-Pt Attempt • 1 • Texas Southern (12/20/25)
FT Made • 2 • Tennessee State (11/23/25)
FT Attempt • 4 • Tennessee State (11/23/25)
Rebounds • 2 • Alabama State (11/21/25)
Assists • 1 • UAlbany (12/18/25)
Steals • - - - -
Blocks • - - - -
Minutes • 10 • Texas Southern (12/20/25)

- Made her Vanderbilt debut vs. Furman on Nov. 10
- Enrolled into Vanderbilt during the 2025 Spring semester, where she practiced with the Commodores for the remainder of 2024-25
- Member of Australia's National Program
- Second player in program history from Australia and first since 1999-00
- Attended Willeton Senior High School in Perth, Australia
- Won Silver w/ Australia at the 2025 FIBA U19 Women's World Cup in Czechia
- Played in eight games in the Basketball Australia Centre of Excellence (CoE)

SUPERLATIVES

10+ POINTS
15+ POINTS
20+ POINTS
25+ POINTS
30+ POINTS
40+ POINTS
50+ POINTS
MADE 3+ 3-PT FG
10+ REBS
5+ ASSISTS

'25-26 CAREER

--
--
--
--
--
--
--
--
--
--

SUPERLATIVES

3+ ASSISTS
5+ STEALS
3+ STEALS
2+ BLOCKS
DOUBLE-DOUBLES
LED VANDY IN PTS
LED VANDY IN REB
LED VANDY IN AST
LED VANDY IN STL
LED VANDY IN BLK

'25-26 CAREER

--
--
--
--
--
--
--
--
--
--

GAME-BY-GAME

DATE	OPPONENT	GS	MIN	FGM/A	FG%	3FG/A	3P%	FTM/A	FG% OFF	DEF	TOT	AVG	PF	AST	T/O	BLK	STL	PTS	AVG	
11.3.25	CALIFORNIA																			
11.10.25	FURMAN		02:56	0-1	.000	0-0	.000	0-0	.000	0	0	0.0	1	0	0	0	0	0	0.0	
11.12.25	AT AUSTIN PEAY																			
11.19.25	AT WESTERN KY.		03:42	0-0	.000	0-0	.000	0-0	.000	0	1	0.5	0	0	0	0	0	0	0.0	
11.21.25	ALABAMA STATE		08:55	0-2	.000	0-0	.000	0-0	.000	2	0	1.0	1	0	0	0	0	0	0.0	
11.23.25	TENNESSEE STATE		05:04	0-1	.000	0-0	.000	2-4	.500	0	0	0.8	0	0	0	0	0	2	0.5	
11.27.25	VS. OREGON STATE																			
11.29.25	VS. BYU																			
12.3.25	VIRGINIA																			
12.15.25	SOUTH FLORIDA		02:14	1-1	1.000	0-0	.000	0-0	.000	0	0	0.6	0	0	0	0	0	2	0.8	
12.18.25	UALBANY		01:34	0-0	.000	0-0	.000	0-0	.000	0	0	0.5	0	1	0	0	0	0	0.7	
12.20.25	TEXAS SOUTHERN		10:00	2-2	1.000	1-1	1.000	0-2	.000	0	0	0.4	0	0	0	0	0	5	1.3	
12.28.25	STONEHILL		06:08	0-1	.000	0-0	.000	0-0	.000	0	0	0.4	0	0	1	0	0	0	1.1	
1.1.26	AT ARKANSAS																			
1.4.26	LSU																			
1.8.26	MISSOURI		02:38	1-1	1.000	0-0	.000	0-0	.000	0	0	0.3	0	0	0	0	0	2	1.2	
1.11.26	AT TEXAS A&M		02:34	0-0	.000	0-0	.000	0-0	.000	0	1	0.4	0	0	0	0	0	0	1.1	
1.15.26	AT MISSISSIPPI ST.																			
1.19.26	VS. MICHIGAN																			
1.22.26	AUBURN																			
1.25.26	AT SOUTH CAROLINA																			
1.30.26	VS. OLE MISS																			
2.1.26	FLORIDA																			
2.5.26	AT KENTUCKY																			
2.9.26	OKLAHOMA																			
2.12.26	TEXAS																			
2.15.26	AT GEORGIA																			
2.22.26	KENTUCKY																			
2.26.26	ALABAMA																			
3.1.26	AT TENNESSEE																			
TOTAL		0	45:45	4-9	.444	1-1	1.000	2-6	.333	2	2	4.0	4	2	1	1	0	0	11	1.1

CAREER STATS

YEAR	GP	GS	MIN	AVG	FG	FGA	PCT	3FG	3FGA	3PCT	FT	FTA	PCT	OFF	DEF	TOT	AVG	PF	FO	AST	TO	BLK	STL	PTS	AVG
2025-26	10	0	46	4.6	4	9	.444	1	1	1.000	2	6	.333	2	2	4.0	4	2	0	1	1	0	0	11	1.1
CAREER	10	0	46	4.6	4	9	.444	1	1	1.000	2	6	.333	2	2	4.0	4	2	0	1	1	0	0	11	1.1





13 JUSTINE PISSOTT

@JustinePissott
@j.usssssyyy
@JustinePissott

G/F • 6-4 • Sr. • Toms River, N.J. • Tennessee/Red Bank Catholic

SEASON HIGHS

Points • 25 • Texas Southern (12/20/25)
FG Made • 9 • Texas Southern (12/20/25)
FG Attempts • 15 • Virginia (12/03/25)
3-Pt Made • 7 • Texas Southern (12/20/25)
3-Pt Attempt • 12 • Virginia (12/03/25)
FT Made • 2 • 3x, Last: Auburn (01/22/26)
FT Attempt • 4 • Missouri (01/08/26)
Rebounds • 10 • vs. BYU (11/29/25)
Assists • 6 • Furman (11/10/25)
Steals • 3 • Florida (02/01/26)
Blocks • 3 • vs. California (11/3/25)
Minutes • 39 • vs. California (11/3/25)

CAREER HIGHS

Points • 25 • Texas Southern (12/20/25)
FG Made • 9 • Texas Southern (12/20/25)
FG Attempts • 15 • Virginia (12/03/25)
3-Pt Made • 7 • Texas Southern (12/20/25)
3-Pt Attempt • 12 • Virginia (12/03/25)
FT Made • 4 • at Texas (02/06/25)
FT Attempt • 4 • at Texas (02/06/25)
Rebounds • 10 • vs. BYU (11/29/25)
Assists • 6 • Furman (11/10/25)
Steals • 3 • Florida (02/01/26)
Blocks • 3 • 2x, Last: vs. California (11/3/25)
Minutes • 39 • vs. California (11/3/25)

- Averaging a career-best 11.5 ppg this season
- Leads the SEC and 13th nationally in 3-Pointers Made (71)
- Leads the SEC and 14th nationally in 3-Pt Made Per Game (2.96)
- Second in the SEC and 19th nationally in 3-Pt FG Percentage (43.6%)
- Named to Paradise Jam Island Division All-Tournament Team
- Scored career-high 25 points vs. Texas Southern on Dec. 20
- Collected first career double-double vs. BYU with 18 pts and 10 reb
- Holds a career 3-point percentage of 40.4% at Vandy
- First player to transfer to Vanderbilt from Tennessee
- McDonald's All-American ('22)

SUPERLATIVES	'25-26 CAREER		SUPERLATIVES	'25-26 CAREER	
10+ POINTS	15	24	3+ ASSISTS	11	14
15+ POINTS	6	8	5+ STEALS	--	--
20+ POINTS	2	2	3+ STEALS	--	--
25+ POINTS	1	1	2+ BLOCKS	4	6
30+ POINTS	--	--	DOUBLE-DOUBLES	1	1
40+ POINTS	--	--	LED VANDY IN PTS	1	1
50+ POINTS	--	--	LED VANDY IN REB	4	5
MADE 3+ 3-PT FG	13	24	LED VANDY IN AST	3	3
10+ REBS	1	1	LED VANDY IN STL	--	--
5+ ASSISTS	2	2	LED VANDY IN BLK	7	17

GAME-BY-GAME

DATE	OPPONENT	GS	MIN	FGM/A	FG%	3FG/A	3P%	FTM/A	FT%	OFF	DEF	TOT	AVG	PF	AST	T/O	BLK	STL	PTS	AVG
11.3.25	CALIFORNIA	*	38:40	3-10	.300	2-8	.250	1-2	.500	3	4	7	7.0	1	2	1	3	1	9	9.0
11.10.25	FURMAN	*	26:14	5-10	.500	3-7	.429	0-0	.000	0	3	3	5.0	2	6	0	0	0	13	11.0
11.12.25	AT AUSTIN PEAY	*	29:02	1-5	.200	1-4	.250	0-0	.000	1	4	5	5.0	4	4	2	1	0	3	8.3
11.19.25	AT WESTERN KY.	*	20:35	4-10	.400	4-8	.500	0-0	.000	3	1	4	4.8	2	0	3	1	0	12	9.3
11.21.25	ALABAMA STATE	*	17:09	1-5	.200	1-5	.200	0-0	.000	1	4	5	4.8	0	3	0	0	1	3	8.0
11.23.25	TENNESSEE STATE	*	22:10	4-5	.800	2-2	1.000	2-2	1.000	0	6	6	5.0	3	2	2	0	1	12	8.7
11.27.25	VS. OREGON STATE	*	34:04	6-12	.500	5-9	.556	0-0	.000	1	5	6	5.1	2	4	0	1	0	17	9.9
11.29.25	VS. BYU	*	30:13	7-13	.538	4-9	.444	0-0	.000	2	8	10	5.8	3	2	1	0	0	18	10.9
12.3.25	VIRGINIA	*	38:05	3-15	.200	3-12	.250	0-0	.000	0	3	3	5.4	2	4	3	1	0	9	10.7
12.15.25	SOUTH FLORIDA	*	28:07	5-8	.625	3-5	.600	0-0	.000	1	5	6	5.5	0	4	1	1	2	13	10.9
12.18.25	UALBANY	*	19:59	1-2	.500	1-2	.500	0-0	.000	0	1	1	5.1	3	3	0	0	0	3	10.2
12.20.25	TEXAS SOUTHERN	*	20:47	9-13	.692	7-10	.700	0-0	.000	0	3	3	4.9	1	1	1	0	1	25	11.4
12.28.25	STONEHILL	*	21:54	5-8	.625	2-4	.500	0-0	.000	0	1	1	4.6	1	2	1	0	2	12	11.5
1.1.26	AT ARKANSAS	*	25:39	2-10	.200	2-8	.250	0-0	.000	0	2	2	4.4	3	1	1	0	1	6	11.1
1.4.26	LSU	*	27:43	2-7	.286	2-5	.400	0-0	.000	1	0	1	4.2	2	1	0	0	0	6	10.7
1.8.26	MISSOURI	*	26:04	5-10	.500	3-8	.375	2-4	.500	2	5	7	4.4	2	4	2	2	0	15	11.0
1.11.26	AT TEXAS A&M	*	30:16	8-12	.667	6-9	.667	0-0	.000	1	1	2	4.2	1	2	1	1	0	22	11.6
1.15.26	AT MISSISSIPPI ST.	*	38:18	4-9	.444	4-8	.500	0-0	.000	1	4	5	4.3	4	4	2	1	0	12	11.7
1.19.26	VS. MICHIGAN	*	34:27	5-14	.357	4-10	.400	0-0	.000	2	6	8	4.5	4	5	3	2	0	14	11.8
1.22.26	AUBURN	*	36:00	3-9	.333	2-6	.333	2-2	1.000	1	6	7	4.6	0	3	1	2	0	10	11.7
1.25.26	AT SOUTH CAROLINA	*	21:04	3-7	.429	2-6	.333	0-0	.000	0	1	1	4.4	4	0	2	1	0	8	11.5
1.30.26	VS. OLE MISS	*	36:44	3-8	.375	2-5	.400	0-0	.000	0	7	7	4.5	2	2	3	1	0	8	11.4
2.1.26	FLORIDA	*	23:19	5-9	.556	4-7	.571	0-0	.000	1	4	5	4.6	3	1	1	1	3	14	11.5
2.5.26	AT KENTUCKY	*	30:18	3-7	.429	2-6	.333	0-0	.000	0	5	5	4.6	4	2	0	0	0	8	11.3
2.9.26	OKLAHOMA	*	29:44	4-7	.571	4-5	.800	4-4	1.000	0	2	2	4.5	4	1	0	0	0	16	11.5
2.12.26	TEXAS																			
2.15.26	AT GEORGIA																			
2.22.26	KENTUCKY																			
2.26.26	ALABAMA																			
3.1.26	AT TENNESSEE																			
TOTAL		25	706:34	101-225	.449	75-168	.446	11-14	.786	21	91	112	4.5	57	63	31	19	12	288	11.5

CAREER STATS

*at Tennessee

YEAR	GP	GS	MIN	AVG	FG	FGA	PCT	3FG	3FGA	3PCT	FT	FTA	PCT	OFF	DEF	TOT	AVG	PF	FO	AST	TO	BLK	STL	PTS	AVG
2022-23*	27	0	189	7.0	20	60	.333	12	46	.261	2	2	1.000	6	20	26	1.0	20	0	10	12	4	1	54	2.0
2023-24	33	28	698	21.2	80	225	.356	52	141	.369	12	16	.750	14	57	71	2.2	54	1	25	40	17	10	224	6.8
2024-25	23	0	222	9.6	28	65	.431	19	49	.388	8	12	.667	14	25	39	1.7	22	0	10	10	2	5	83	3.6
2025-26	25	25	707	28.3	101	225	.449	75	168	.446	11	14	.786	21	91	112	4.5	57	0	63	31	19	12	288	11.5
VANDY	81	53	1627	20.1	209	515	.406	146	358	.408	31	42	.738	49	173	222	2.7	133	1	98	81	38	27	595	7.3
CAREER	108	53	1816	16.8	229	575	.398	158	404	.391	33	44	.750	55	193	248	2.3	153	1	108	93	42	28	649	6.0





14 AIYANA MITCHELL

@AiyanaMitchell7
@AiyanaJM22
@AiyanaJM22

F • 6-4 • Jr. • Colorado Springs, Colo. • Fountain-Fort Carson HS

SEASON HIGHS

Points • 16 • Stonehill (12/28/25)
FG Made • 7 • Stonehill (12/28/25)
FG Attempts • 9 • UAlbany (12/18/25)
3-Pt Made • - - - -
3-Pt Attempt • - - - -
FT Made • 4 • 2x, Last: Alabama State (11/21/25)
FT Attempt • 8 • LSU (01/04/26)
Rebounds • 10 • 2x, Last: Texas Southern (12/20/25)
Assists • 5 • at South Carolina (01/25/26)
Steals • 4 • LSU (01/04/26)
Blocks • 4 • UAlbany (12/18/25)
Minutes • 28 • LSU (01/04/26)

CAREER HIGHS

Points • 16 • Stonehill (12/28/25)
FG Made • 7 • Stonehill (12/28/25)
FG Attempts • 10 • Appalachian St. (12/1/24)
3-Pt Made • - -
3-Pt Attempt • -
FT Made • 5 • 2x, Last: South Carolina (02/23/25)
FT Attempt • 6 • 3x, Last: Alabama State (11/21/25)
Rebounds • 10 • 2x, Last: Texas Southern (12/20/25)
Assists • 5 • at South Carolina (01/25/26)
Steals • 4 • LSU (01/04/26)
Blocks • 4 • 2x, Last: UAlbany (12/18/25)
Minutes • 28 • LSU (01/04/26)

- Appeared in 59-straight games at Vanderbilt
- Averaging a career-best 6.6 ppg and 4.6 rpg this season
- Opened 2025-26 on a three-game double-digit scoring streak
- Collected her first career double-double vs. Cal with 12 pts, 10 reb
- Became the first Dore to have a double-double off the bench since Leilani Kapinus vs. Evansville on Dec. 14, 2024
- Appeared in 73 games with one start at Vandy
- Holds a career field goal percentage of 58.5 percent at Vandy
- One of five players to play in all 33 games in 2024-25
- Majoring in Medicine, Health & Society

SUPERLATIVES	'25-26 CAREER		SUPERLATIVES	'25-26 CAREER	
10+ POINTS	7	9	3+ ASSISTS	3	3
15+ POINTS	1	1	5+ STEALS	- -	- -
20+ POINTS	- -	- -	3+ STEALS	3	5
25+ POINTS	- -	- -	2+ BLOCKS	6	11
30+ POINTS	- -	- -	DOUBLE-DOUBLES	1	1
40+ POINTS	- -	- -	LED VANDY IN PTS	- -	- -
50+ POINTS	- -	- -	LED VANDY IN REB	4	6
MADE 3+ 3-PT FG	- -	- -	LED VANDY IN AST	- -	- -
10+ REBS	2	2	LED VANDY IN STL	1	2
5+ ASSISTS	1	1	LED VANDY IN BLK	7	20

GAME-BY-GAME

DATE	OPPONENT	GS	MIN	FGM/A	FG%	3FG/A	3P%	FTM/A	FG%	OFF	DEF	TOT	AVG	PF	AST	T/O	BLK	STL	PTS	AVG
11.3.25	CALIFORNIA		24:32	6-7	.857	0-0	.000	0-2	.000	7	3	10	10.0	3	3	2	3	3	12	12.0
11.10.25	FURMAN		14:18	4-4	1.000	0-0	.000	4-6	.667	3	3	6	8.0	0	1	0	0	1	12	12.0
11.12.25	AT AUSTIN PEAY		20:47	4-7	.571	0-0	.000	2-5	.400	6	3	9	8.3	3	1	3	1	0	10	11.3
11.19.25	AT WESTERN KY.		12:17	0-0	.000	0-0	.000	2-2	1.000	1	4	5	7.5	2	0	2	1	0	2	9.0
11.21.25	ALABAMA STATE		12:39	3-3	1.000	0-0	.000	4-6	.667	3	3	6	7.2	2	0	1	1	1	10	9.2
11.23.25	TENNESSEE STATE		18:19	4-7	.571	0-0	.000	0-0	.000	2	4	6	7.0	2	0	0	2	1	8	9.0
11.27.25	VS. OREGON STATE		21:24	2-4	.500	0-0	.000	1-2	.500	2	3	5	6.7	2	1	1	2	1	5	8.4
11.29.25	VS. BYU		08:08	0-3	.000	0-0	.000	0-0	.000	1	2	3	6.3	2	0	1	0	0	0	7.4
12.3.25	VIRGINIA		17:59	3-4	.750	0-0	.000	2-2	1.000	0	2	2	5.8	2	0	0	3	1	8	7.4
12.15.25	SOUTH FLORIDA		14:11	3-4	.750	0-0	.000	2-2	1.000	1	2	3	5.5	3	1	0	2	0	8	7.5
12.18.25	UALBANY		23:30	6-9	.667	0-0	.000	2-4	.500	3	3	6	5.5	2	1	1	4	1	14	8.1
12.20.25	TEXAS SOUTHERN		16:55	1-2	.500	0-0	.000	2-2	1.000	6	4	10	5.9	1	1	1	0	3	4	7.8
12.28.25	STONEHILL		15:25	7-8	.875	0-0	.000	2-2	1.000	0	2	2	5.6	0	3	3	0	1	16	8.4
1.1.26	AT ARKANSAS		15:45	3-5	.600	0-0	.000	1-2	.500	2	2	4	5.5	4	0	2	1	1	7	8.3
1.4.26	LSU		27:56	0-0	.000	0-0	.000	2-8	.250	3	2	5	5.5	2	2	1	1	4	2	7.9
1.8.26	MISSOURI		13:35	4-7	.571	0-0	.000	0-0	.000	0	2	2	5.3	2	1	1	1	0	8	7.9
1.11.26	AT TEXAS A&M		19:37	2-2	1.000	0-0	.000	2-4	.500	0	5	5	5.2	1	0	1	1	1	6	7.8
1.15.26	AT MISSISSIPPI ST.		23:56	4-6	.667	0-0	.000	2-3	.667	3	5	8	5.4	2	1	1	1	1	10	7.9
1.19.26	VS. MICHIGAN		22:57	2-4	.500	0-0	.000	3-4	.750	2	4	6	5.4	1	2	1	0	1	7	7.8
1.22.26	AUBURN		11:59	3-6	.500	0-0	.000	2-2	1.000	4	0	4	5.4	2	1	0	0	2	8	7.9
1.25.26	AT SOUTH CAROLINA		23:39	2-3	.667	0-0	.000	1-2	.500	3	0	3	5.2	1	5	2	1	0	5	7.7
1.30.26	VS. OLE MISS		12:34	0-1	.000	0-0	.000	0-0	.000	1	0	1	5.0	3	0	1	0	0	0	7.4
2.1.26	FLORIDA		12:10	2-2	1.000	0-0	.000	0-0	.000	0	0	0	4.8	1	1	0	0	1	4	7.2
2.5.26	AT KENTUCKY		10:27	0-4	.000	0-0	.000	0-0	.000	1	2	3	4.8	1	0	0	0	0	0	6.9
2.9.26	OKLAHOMA		08:48	0-2	.000	0-0	.000	0-0	.000	0	2	2	4.6	1	1	2	1	1	0	6.6
2.12.26	TEXAS																			
2.15.26	AT GEORGIA																			
2.22.26	KENTUCKY																			
2.26.26	ALABAMA																			
3.1.26	AT TENNESSEE																			
TOTAL		0	423:47	65-104	.625	0-0	.000	36-60	.600	54	62	116	4.6	45	26	27	26	25	166	6.6

CAREER STATS

YEAR	GP	GS	MIN	AVG	FG	FGA	PCT	3FG	3FGA	3PCT	FT	FTA	PCT	OFF	DEF	TOT	AVG	PF	FO	AST	TO	BLK	STL	PTS	AVG
2023-24	15	0	58	3.9	6	11	.545	0	0	.000	2	4	.500	4	7	11	0.7	10	0	0	3	4	0	14	0.9
2024-25	33	1	374	11.3	46	85	.541	0	0	.000	26	42	.619	38	53	91	2.8	48	0	14	27	21	17	118	3.6
2025-26	25	0	424	17.0	65	104	.625	0	0	.000	36	60	.600	54	62	116	4.6	45	0	26	27	26	25	166	6.6
CAREER	73	1	856	11.7	117	200	.585	0	0	.000	64	106	.604	96	122	218	3.0	103	0	40	57	51	42	298	4.1





15 NDJAKALENGA MWENENTANDA

@Ndjakalenga

@Ndjakalenga

G • 6-2 • Gr. • Sioux Falls, S.D. • Texas/Washington HS

SEASON HIGHS

Points • 16 • 2x, Last: Virginia (12/03/25)
FG Made • 6 • 3x, Last: Missouri (01/08/26)
FG Attempts • 12 • Oklahoma (02/09/26)
3-Pt Made • 3 • at South Carolina (01/25/26)
3-Pt Attempt • 7 • Oklahoma (02/09/26)
FT Made • 5 • 2x, Last: vs. Ole Miss (01/30/26)
FT Attempt • 6 • 2x, Last: Oklahoma (02/09/26)
Rebounds • 9 • Oklahoma (02/09/26)
Assists • 4 • Furman (11/10/25)
Steals • 3 • 4x, Last: Oklahoma (02/09/26)
Blocks • 3 • Texas Southern (12/20/25)
Minutes • 30 • vs. Ole Miss (01/30/26)

CAREER HIGHS

Points • 19 • vs. Illinois (03/24/25)
FG Made • 7 • 2x, Last: Illinois (03/24/25)
FG Attempts • 12 • 2x, Last: Oklahoma (02/09/26)
3-Pt Made • 3 • at South Carolina (01/25/26)
3-Pt Attempt • 7 • Oklahoma (02/09/26)
FT Made • 8 • Louisiana (11/11/22)
FT Attempt • 9 • Houston Christian (12/21/22)
Rebounds • 11 • at Miss. State (02/27/25)
Assists • 4 • 5x, Last: Furman (11/10/25)
Steals • 6 • Southeast Missouri St. (11/10/24)
Blocks • 3 • 3x, Last: Texas Southern (12/20/25)
Minutes • 37 • at Mississippi State (02/27/25)

- Averaging a career-best 7.6 ppg this season
- Ndjakalenga means “a gift of luck” from her mother’s Luba tribe in Congo
- Appeared in 128 games with 43 starts in her collegiate career
- Won three Big 12 titles (2 tour., 1 reg. season) and one SEC reg. season title at Texas
- Played in 10 NCAA Tournament games, including a Final Four, two Elite 8s and two Sweet 16s
- Graduated from Texas in 2025 with a Bachelor’s Degree in Psychology
- Played prep ball at Washington HS in Sioux Falls, S.D., where she scored over 1,000 career points and won the AA state title as a junior

SUPERLATIVES	'25-26 CAREER		SUPERLATIVES	'25-26 CAREER	
10+ POINTS	9	27	3+ ASSISTS	2	9
15+ POINTS	2	7	5+ STEALS	--	1
20+ POINTS	--	--	3+ STEALS	--	2
25+ POINTS	--	--	2+ BLOCKS	2	8
30+ POINTS	--	--	DOUBLE-DOUBLES	--	--
40+ POINTS	--	--	LED VANDY IN PTS	1	1
50+ POINTS	--	--	LED VANDY IN REB	2	2
MADE 3+ 3-PT FG	1	1	LED VANDY IN AST	--	--
10+ REBS	--	1	LED VANDY IN STL	3	3
5+ ASSISTS	--	--	LED VANDY IN BLK	3	3

GAME-BY-GAME

DATE	OPPONENT	GS	MIN	FGM/A	FG%	3FG/A	3P%	FTM/A	FG%	OFF	DEF	TOT	AVG	PF	AST	T/O	BLK	STL	PTS	AVG
11.3.25	CALIFORNIA	*	14:44	3-4	.750	1-1	1.000	0-0	.000	1	1	2	2.0	2	0	2	0	1	7	7.0
11.10.25	FURMAN	*	27:38	6-8	.750	2-3	.667	2-5	.400	1	4	5	3.5	2	4	0	0	1	16	11.5
11.12.25	AT AUSTIN PEAY	*	18:04	2-5	.400	1-1	1.000	0-0	.000	2	3	5	4.0	0	1	1	1	1	5	9.3
11.19.25	AT WESTERN KY.	*	22:17	4-9	.444	1-4	.250	2-2	1.000	3	0	3	3.8	0	1	1	1	3	11	9.8
11.21.25	ALABAMA STATE	*	16:46	2-6	.333	1-2	.500	0-0	.000	0	1	1	3.2	1	1	1	1	0	5	8.8
11.23.25	TENNESSEE STATE	*	18:34	1-2	.500	0-1	.000	0-0	.000	1	0	1	2.8	1	2	0	0	0	2	7.7
11.27.25	VS. OREGON STATE	*	22:30	2-4	.500	0-1	.000	2-2	1.000	0	1	1	2.6	2	2	3	0	0	6	7.4
11.29.25	VS. BYU	*	06:18	1-2	.500	0-0	.000	2-2	1.000	0	0	0	2.3	0	0	0	0	0	4	7.0
12.3.25	VIRGINIA	*	29:25	6-9	.667	2-2	1.000	2-2	1.000	3	4	7	2.8	3	0	1	1	1	16	8.0
12.15.25	SOUTH FLORIDA	*	21:50	3-6	.500	0-2	.000	4-4	1.000	0	1	1	2.6	3	1	1	0	0	10	8.2
12.18.25	UALBANY	*	17:47	1-5	.200	0-1	.000	3-4	.750	1	1	2	2.5	2	0	3	0	0	5	7.9
12.20.25	TEXAS SOUTHERN	*	19:16	0-4	.000	0-3	.000	4-4	1.000	1	5	6	2.8	1	0	0	3	1	4	7.6
12.28.25	STONEHILL	*	17:24	6-7	.857	0-1	.000	0-0	.000	1	1	2	2.8	1	1	1	0	2	12	7.9
1.1.26	AT ARKANSAS	*	20:21	2-5	.400	0-2	.000	0-0	.000	0	1	1	2.6	1	0	1	0	1	4	7.6
1.4.26	LSU	*	11:41	1-2	.500	0-1	.000	1-1	1.000	0	3	3	2.7	2	0	0	0	0	3	7.3
1.8.26	MISSOURI	*	26:17	6-10	.600	1-4	.250	2-2	1.000	4	1	5	2.8	1	1	0	0	3	15	7.8
1.11.26	AT TEXAS A&M	*	19:27	1-4	.250	1-2	.500	5-6	.833	3	2	5	2.9	3	2	0	0	0	8	7.8
1.15.26	AT MISSISSIPPI ST.	*	17:26	2-4	.500	1-2	.500	2-2	1.000	0	2	2	2.9	1	0	1	1	2	7	7.8
1.19.26	VS. MICHIGAN	*	24:13	2-6	.333	1-2	.500	0-0	.000	2	3	5	3.0	3	2	0	1	2	5	7.6
1.22.26	AUBURN	*	19:06	3-6	.500	1-2	.500	0-0	.000	0	5	5	3.1	1	2	2	0	1	7	7.6
1.25.26	AT SOUTH CAROLINA	*	26:25	5-7	.714	3-4	.750	0-0	.000	2	2	4	3.1	3	3	2	0	0	13	7.9
1.30.26	VS. OLE MISS	*	29:47	3-6	.500	0-2	.000	5-5	1.000	2	3	5	3.2	4	0	1	0	3	11	8.0
2.1.26	FLORIDA	*	21:09	0-1	.000	0-1	.000	0-0	.000	0	1	1	3.1	2	0	1	0	1	0	7.7
2.5.26	AT KENTUCKY	*	11:56	0-4	.000	0-1	.000	0-0	.000	0	0	0	3.0	0	0	0	0	1	0	7.3
2.9.26	OKLAHOMA	*	28:53	4-12	.333	1-7	.143	4-6	.667	3	6	9	3.2	1	1	1	1	3	13	7.6
2.12.26	TEXAS																			
2.15.26	AT GEORGIA																			
2.22.26	KENTUCKY																			
2.26.26	ALABAMA																			
3.1.26	AT TENNESSEE																			
TOTAL		25	509:13	66-138	.478	17-52	.327	40-47	.851	30	51	81	3.2	40	24	23	10	27	189	7.6

CAREER STATS

*at Texas

YEAR	GP	GS	MIN	AVG	FG	FGA	PCT	3FG	3FGA	3PCT	FT	FTA	PCT	OFF	DEF	TOT	AVG	PF	FO	AST	TO	BLK	STL	PTS	AVG
2022-23	31	3	373	12.0	44	131	.336	3	17	.176	44	63	.698	36	33	69	2.2	52	2	18	29	4	15	135	4.4
2023-24	35	0	372	10.6	52	116	.448	3	10	.300	21	34	.618	22	36	58	1.7	41	0	23	33	9	11	128	3.7
2024-25	37	15	632	17.1	82	178	.461	1	18	.056	43	56	.768	48	60	108	2.9	57	0	34	54	21	27	208	5.6
2025-26	25	25	509	20.4	66	138	.478	17	52	.327	40	47	.851	30	51	81	3.2	40	0	24	23	10	27	189	7.6
VANDY	25	25	509	20.4	66	138	.478	17	52	.327	40	47	.851	30	51	81	3.2	40	0	24	23	10	27	189	7.6
CAREER	128	43	1887	14.7	244	563	.433	24	97	.247	148	200	.740	136	180	316	2.5	190	2	99	139	44	80	660	5.2





24 AGA MAKURAT

@a.makurat24

G • 6-3 • Jr. • Sierakowice, Poland. • Sopocka Akademia Tenisowa

SEASON HIGHS

Points • 21 • Alabama State (11/21/25)
FG Made • 8 • Alabama State (11/21/25)
FG Attempts • 15 • Alabama State (11/21/25)
3-Pt Made • 5 • Alabama State (11/21/25)
3-Pt Attempt • 11 • Alabama State (11/21/25)
FT Made • 2 • Texas Southern (12/20/25)
FT Attempt • 2 • Texas Southern (12/20/25)
Rebounds • 5 • 2x, Last: UAlbany (12/18/25)
Assists • 3 • Tennessee State (11/23/25)
Steals • 3 • at Western Kentucky (11/19/25)
Blocks • 1 • 4x, Last: Texas Southern (12/20/25)
Minutes • 22 • 2x, Last: Florida (02/01/26)

CAREER HIGHS

Points • 21 • Alabama State (11/21/25)
FG Made • 8 • Alabama State (11/21/25)
FG Attempts • 15 • Alabama State (11/21/25)
3-Pt Made • 5 • 2x, Last: Alabama State (11/21/25)
3-Pt Attempt • 11 • Alabama State (11/21/25)
FT Made • 3 • Western Kentucky (11/15/23)
FT Attempt • 4 • Western Kentucky (11/15/23)
Rebounds • 7 • at South Carolina (01/28/24)
Assists • 3 • 3x, Last: App. State (12/01/24)
Steals • 3 • 2x, Last: Tennessee State (11/23/25)
Blocks • 3 • Florida (01/07/24)
Minutes • 24 • at South Carolina (01/28/24)

- Averaging 3.7 ppg this season
- Scored career-high 21 points vs. Alabama State on Nov. 21
- Appeared in 70 games with three starts at Vandy
- Represented Poland in the FIBA U20 EuroBasket ('24), FIBA U18 Euro Champ. ('22) and FIBA U16 Euro Champ. ('20)
- First player from Poland in program history
- Participated in the NBA Academy team ('23) and led her team to an undefeated record
- Has two older sisters, Anna (UConn) and Ola (Utah), that played NCAA Division I women's basketball

SUPERLATIVES	'25-26 CAREER		SUPERLATIVES	'25-26 CAREER	
10+ POINTS	2	6	3+ ASSISTS	1	4
15+ POINTS	1	3	5+ STEALS	--	--
20+ POINTS	1	1	3+ STEALS	--	--
25+ POINTS	--	--	2+ BLOCKS	--	5
30+ POINTS	--	--	DOUBLE-DOUBLES	--	--
40+ POINTS	--	--	LED VANDY IN PTS	--	2
50+ POINTS	--	--	LED VANDY IN REB	--	1
MADE 3+ 3-PT FG	1	5	LED VANDY IN AST	--	--
10+ REBS	--	--	LED VANDY IN STL	--	1
5+ ASSISTS	--	--	LED VANDY IN BLK	1	8

GAME-BY-GAME

DATE	OPPONENT	GS	MIN	FGM/A	FG%	3FG/A	3P%	FTM/A	FT%	OFF	DEF	TOT	AVG	PF	AST	T/O	BLK	STL	PTS	AVG
11.3.25	CALIFORNIA		06:06	0-0	.000	0-0	.000	0-0	.000	1	0	1	1.0	1	0	1	0	0	0	0.0
11.10.25	FURMAN		17:30	1-3	.333	0-1	.000	0-0	.000	1	4	5	3.0	0	1	0	1	0	2	1.0
11.12.25	AT AUSTIN PEAY		06:54	0-0	.000	0-0	.000	0-0	.000	0	1	1	2.3	0	1	1	0	0	0	0.7
11.19.25	AT WESTERN KY.		22:10	3-9	.333	1-6	.167	0-0	.000	1	2	3	2.5	2	0	0	1	3	7	2.3
11.21.25	ALABAMA STATE		20:19	8-15	.533	5-11	.455	0-0	.000	0	0	0	2.0	3	0	0	0	1	21	6.0
11.23.25	TENNESSEE STATE		17:24	3-7	.429	1-3	.333	0-0	.000	2	1	3	2.2	1	3	0	1	0	7	6.2
11.27.25	VS. OREGON STATE		05:56	0-1	.000	0-1	.000	0-0	.000	0	0	0	1.9	0	1	0	0	0	0	5.3
11.29.25	VS. BYU		02:05	0-0	.000	0-0	.000	0-0	.000	0	0	0	1.6	0	0	0	0	0	0	4.6
12.3.25	VIRGINIA		01:11	0-0	.000	0-0	.000	0-0	.000	0	0	0	1.4	0	0	0	0	0	0	4.1
12.15.25	SOUTH FLORIDA		10:44	2-6	.333	2-4	.500	0-0	.000	2	1	3	1.6	1	2	0	0	1	6	4.3
12.18.25	UALBANY		10:35	1-2	.500	1-2	.500	0-0	.000	2	3	5	1.9	0	0	1	0	0	3	4.2
12.20.25	TEXAS SOUTHERN		19:30	4-9	.444	3-6	.500	2-2	1.000	1	3	4	2.1	1	2	1	1	1	13	4.9
12.28.25	STONEHILL		11:49	0-0	.000	0-0	.000	0-0	.000	0	1	1	2.0	2	1	1	0	0	0	4.5
1.1.26	AT ARKANSAS		05:10	0-0	.000	0-0	.000	0-0	.000	0	1	1	1.9	0	1	0	0	0	0	4.2
1.4.26	LSU									DNP - COACHES CHOICE										
1.8.26	MISSOURI		04:52	0-1	.000	0-1	.000	0-0	.000	0	1	1	1.9	1	0	1	0	0	0	3.9
1.11.26	AT TEXAS A&M		07:19	1-2	.500	1-1	1.000	0-0	.000	0	1	1	1.8	1	0	1	0	0	3	3.9
1.15.26	AT MISSISSIPPI ST.									DNP - COACHES CHOICE										
1.19.26	VS. MICHIGAN		00:01	0-0	.000	0-0	.000	0-0	.000	0	0	0	1.7	0	0	0	0	0	0	3.6
1.22.26	AUBURN		02:20	0-0	.000	0-0	.000	0-0	.000	0	0	0	1.6	0	1	1	0	0	0	3.4
1.25.26	AT SOUTH CAROLINA		04:45	2-2	1.000	2-2	1.000	0-0	.000	0	0	0	1.5	0	0	0	0	0	6	3.6
1.30.26	VS. OLE MISS		01:39	0-0	.000	0-0	.000	0-0	.000	0	0	0	1.5	0	0	0	0	0	0	3.4
2.1.26	FLORIDA		21:41	3-5	.600	3-5	.600	0-0	.000	0	2	2	1.5	2	0	2	0	0	9	3.7
2.5.26	AT KENTUCKY		15:41	3-5	.600	2-4	.500	0-0	.000	0	0	0	1.4	1	0	0	0	1	8	3.9
2.9.26	OKLAHOMA		16:04	0-2	.000	0-2	.000	0-0	.000	2	1	3	1.5	1	0	0	1	0	0	3.7
2.12.26	TEXAS																			
2.15.26	AT GEORGIA																			
2.22.26	KENTUCKY																			
2.26.26	ALABAMA																			
3.1.26	AT TENNESSEE																			
TOTAL		0	215:41	31-67	.463	21-47	.447	2-2	1.000	10	21	31	1.4	16	13	10	4	7	85	3.9

CAREER STATS

YEAR	GP	GS	MIN	AVG	FG	FGA	PCT	3FG	3FGA	3PCT	FT	FTA	PCT	OFF	DEF	TOT	AVG	PF	FO	AST	TO	BLK	STL	PTS	AVG
2023-24	33	3	469	14.2	44	129	.341	29	90	.322	11	14	.786	12	37	49	1.5	29	0	19	32	13	10	128	3.9
2024-25	14	0	143	10.2	17	53	.321	12	42	.286	1	1	1.000	7	21	28	2.0	5	0	10	7	5	3	47	3.4
2025-26	23	0	232	10.1	31	69	.449	21	49	.429	2	2	1.000	12	22	34	1.5	17	0	13	10	5	7	85	3.7
CAREER	70	3	844	12.1	92	251	.367	62	181	.343	14	17	.824	31	80	111	1.6	51	0	42	49	23	20	260	3.7





30 TRINITY WILSON

@Trinityy.Wilsonn
@TrinityWilson_BTS
@TrinityWilson30

C • 6-3 • So. • Lakeville, Minn. • Lakeville North HS

SEASON HIGHS

Points • 2 • 2x, Last: Stonehill (12/28/25)
FG Made • 1 • Stonehill (12/28/25)
FG Attempts • 1 • Stonehill (12/28/25)
3-Pt Made • - - - -
3-Pt Attempt • - - - -
FT Made • 2 • Texas Southern (12/20/25)
FT Attempt • 2 • 3x, Last: at Texas A&M (01/11/26)
Rebounds • 2 • Texas Southern (12/20/25)
Assists • 1 • Texas Southern (12/20/25)
Steals • 1 • 2x, Last: at Texas A&M (01/11/26)
Blocks • - - - -
Minutes • 6 • Texas Southern (12/20/25)

CAREER HIGHS

Points • 6 • West Georgia (12/21/24)
FG Made • 3 • West Georgia (12/21/24)
FG Attempts • 5 • West Georgia (12/21/24)
3-Pt Made • - -
3-Pt Attempt • - -
FT Made • 2 • Texas Southern (12/20/25)
FT Attempt • 2 • 4x, Last: at Texas A&M (01/11/26)
Rebounds • 5 • 2x, Last: Austin Peay (11/08/24)
Assists • 2 • at Missouri (03/02/25)
Steals • 1 • 2x, Last: at Texas A&M (01/11/26)
Blocks • 1 • 2x, Last: West Georgia (12/21/24)
Minutes • 11 • Lipscomb (11/04/24)

- Played in six games, all off the bench
- Ranked the fifth-best player in Minnesota according to PrepGirlsHoops.com
- Fourth player from Minnesota in program history and first since 2016-17
- Mother Brenda Marquis played at UConn and was a member of the 1995 undefeated NCAA championship team
- Majoring in Human & Organizational Development

SUPERLATIVES	'25-26 CAREER	SUPERLATIVES	'25-26 CAREER
10+ POINTS	-- --	3+ ASSISTS	-- --
15+ POINTS	-- --	5+ STEALS	-- --
20+ POINTS	-- --	3+ STEALS	-- --
25+ POINTS	-- --	2+ BLOCKS	-- --
30+ POINTS	-- --	DOUBLE-DOUBLES	-- --
40+ POINTS	-- --	LED VANDY IN PTS	-- --
50+ POINTS	-- --	LED VANDY IN REB	-- --
MADE 3+ 3-PT FG	-- --	LED VANDY IN AST	-- --
10+ REBS	-- --	LED VANDY IN STL	-- --
5+ ASSISTS	-- --	LED VANDY IN BLK	-- --

GAME-BY-GAME

DATE	OPPONENT	GS	MIN	FGM/A	FG%	3FG/A	3P%	FTM/A	FG% OFF	DEF	TOT	AVG	PF	AST	T/O	BLK	STL	PTS	AVG
11.3.25	CALIFORNIA																		
11.10.25	FURMAN		02:56	0-0	.000	0-0	.000	1-2	.500	0	0	0.0	1	0	2	0	1	1	1.0
11.12.25	AT AUSTIN PEAY																		
11.21.25	AT WESTERN KY.		00:45	0-0	.000	0-0	.000	0-0	.000	0	0	0.0	0	0	0	0	0	0	0.5
11.21.25	ALABAMA STATE																		
11.23.25	TENNESSEE STATE																		
11.27.25	VS. OREGON STATE																		
11.29.25	VS. BYU																		
12.3.25	VIRGINIA																		
12.15.25	SOUTH FLORIDA																		
12.18.25	UALBANY																		
12.20.25	TEXAS SOUTHERN	06:04		0-0	.000	0-0	.000	2-2	1.000	0	2	0.7	0	1	2	0	0	2	1.0
12.28.25	STONEHILL	03:31		1-1	1.000	0-0	.000	0-0	.000	1	0	0.8	0	0	1	0	0	2	1.3
1.1.26	AT ARKANSAS																		
1.4.26	LSU																		
1.8.26	MISSOURI																		
1.11.26	AT TEXAS A&M	03:35		0-0	.000	0-0	.000	0-2	.000	0	0	0.6	1	0	1	0	1	0	1.0
1.15.26	AT MISSISSIPPI ST.																		
1.19.26	VS. MICHIGAN																		
1.22.26	AUBURN																		
1.25.26	AT SOUTH CAROLINA																		
1.29.26	VS. OLE MISS																		
2.1.26	FLORIDA																		
2.5.26	AT KENTUCKY																		
2.9.26	OKLAHOMA	02:42		0-0	.000	0-0	.000	0-0	.000	0	0	0.5	0	1	0	0	0	0	0.8
2.12.26	TEXAS																		
2.15.26	AT GEORGIA																		
2.22.26	KENTUCKY																		
2.26.26	ALABAMA																		
3.1.26	AT TENNESSEE																		
TOTAL		0	19:50	1-11	.000	0-0	.000	3-6	.500	1	2	0.5	2	2	6	0	2	5	0.8

CAREER STATS

YEAR	GP	GS	MIN	AVG	FG	FGA	PCT	3FG	3FGA	3PCT	FT	FTA	PCT	OFF	DEF	TOT	AVG	PF	FO	AST	TO	BLK	STL	PTS	AVG
2024-25	12	0	55	4.6	8	21	.381	0	0	.000	1	3	.333	5	10	15	1.3	6	0	8	3	2	0	17	1.4
2025-26	6	0	20	3.3	1	1	1.000	0	0	.000	3	6	.500	1	2	3	0.5	2	0	2	6	0	2	5	0.8
CAREER	18	0	75	4.	9	22	.409	0	0	.000	4	9	.444	6	12	18	1.0	8	0	10	9	2	2	22	1.2





32 AALYAH DEL ROSARIO

@Aalyah.Rosario_03

@Aalyah.DelRosario

C • 6-6 • Jr. • Santo Domingo, D. R. • LSU/The Webb School (Tenn.)

SEASON HIGHS

Points • 5 • 2x, at Western Ky. (11/19/25)
FG Made • 2 • 3x, Last: Tennessee State (11/23/25)
FG Attempts • 5 • Tennessee State (11/23/25)
3-Pt Made • - - - -
3-Pt Attempt • - - - -
FT Made • 2 • 2x, Last: Alabama State (11/21/25)
FT Attempt • 5 • Alabama State (11/21/25)
Rebounds • 5 • at Western Kentucky (11/21/25)
Assists • 3 • Stonehill (12/28/25)
Steals • 1 • 3x, Last: Tennessee State (11/23/25)
Blocks • 3 • at Western Ky. (11/19/25)
Minutes • 14 • Alabama State (11/21/25)

CAREER HIGHS

Points • 27 • McNeese State (12/12/23)
FG Made • 10 • McNeese State (12/12/23)
FG Attempts • 14 • McNeese State (12/12/23)
3-Pt Made • - -
3-Pt Attempts • - -
FT Made • 7 • McNeese State (12/12/23)
FT Attempt • 14 • McNeese State (12/12/23)
Rebounds • 10 • 2x, Last: Coppin St. (12/20/23)
Assists • 2 • 4x, Last: Texas Southern (12/20/25)
Steals • 2 • 3x, Last: vs. Rice (03/22/24)
Blocks • 4 • Northwestern State (12/17/23)
Minutes • 23 • Texas Southern (11/20/23)

- Transferred to Vanderbilt after two seasons at LSU where she played in 65 games with one start
- Appeared in six NCAA Tournament games and has played in the Elite 8 in each of the last two seasons with the Tigers
- All-SEC Freshman Team (2023-24)
- Five-star recruit and ranked No. 7 in the Class of 2023 and the No. 2 post player by HoopGurlz/espnW
- Won Gold with Team USA at the FIBA U18 World Cup in Argentina ('22)
- Played at The Webb School in Bell Buckle, Tennessee, winning back-to-back state championships as a junior and senior

SUPERLATIVES	'25-26 CAREER	SUPERLATIVES	'25-26 CAREER
10+ POINTS	-- 4	3+ ASSISTS	-- --
15+ POINTS	-- 1	5+ STEALS	-- --
20+ POINTS	-- 1	3+ STEALS	-- --
25+ POINTS	-- 1	2+ BLOCKS	3 10
30+ POINTS	-- --	DOUBLE-DOUBLES	-- 1
40+ POINTS	-- --	LED VANDY IN PTS	-- --
50+ POINTS	-- --	LED VANDY IN REB	-- --
MADE 3+ 3-PT FG	-- --	LED VANDY IN AST	-- --
10+ REBS	-- 2	LED VANDY IN STL	-- --
5+ ASSISTS	-- --	LED VANDY IN BLK	5 5

GAME-BY-GAME

DATE	OPPONENT	GS	MIN	FGM/A	FG%	3FG/A	3P%	FTM/A	FT%	OFF	DEF	TOT	AVG	PF	AST	T/O	BLK	STL	PTS	AVG
11.3.25	CALIFORNIA	05:30	0-0	.000	0-0	.000	2-2	1.000	2	0	2	2.0	2	0	0	0	0	0	2	2.0
11.10.25	FURMAN	08:21	2-2	1.000	0-0	.000	1-2	.500	0	0	0	1.0	1	2	1	0	0	1	5	3.5
11.12.25	AT AUSTIN PEAY	03:00	0-0	.000	0-0	.000	0-2	.000	0	2	2	1.3	1	1	1	1	0	0	0	2.3
11.19.25	AT WESTERN KY.	08:28	2-2	1.000	0-0	.000	1-2	.500	2	3	5	2.3	2	0	1	3	1	5	3.0	3.0
11.21.25	ALABAMA STATE	13:38	1-3	.333	0-0	.000	2-5	.400	0	4	4	2.6	1	0	0	0	2	0	4	3.2
11.23.25	TENNESSEE STATE	11:22	2-5	.400	0-0	.000	0-0	.000	1	0	1	2.3	0	2	0	2	1	4	3.3	3.3
11.27.25	VS. OREGON STATE	03:59	0-0	.000	0-0	.000	0-0	.000	0	0	0	2.0	0	0	0	0	0	0	0	2.9
11.29.25	VS. BYU																			
12.3.25	VIRGINIA																			
12.15.25	SOUTH FLORIDA	02:14	0-0	.000	0-0	.000	0-0	.000	0	0	0	1.8	0	1	0	0	0	0	0	2.5
12.18.25	UALBANY	04:56	0-0	.000	0-0	.000	0-0	.000	0	0	0	1.6	0	0	0	1	0	0	0	2.2
12.20.25	TEXAS SOUTHERN	08:32	1-3	.333	0-0	.000	1-1	1.000	2	1	3	1.7	2	2	2	1	0	0	3	2.3
12.28.25	STONEHILL	09:05	1-3	.333	0-0	.000	0-0	.000	1	0	1	1.6	1	3	2	1	0	2	2.3	2.3
1.1.26	AT ARKANSAS																			
1.4.26	LSU																			
1.8.26	MISSOURI	02:53	1-1	1.000	0-0	.000	0-0	.000	0	1	1	1.6	0	0	2	0	0	2	2.3	2.3
1.11.26	AT TEXAS A&M																			
1.15.26	AT MISSISSIPPI ST.																			
1.19.26	VS. MICHIGAN																			
1.22.26	AUBURN	02:20	0-0	.000	0-0	.000	0-0	.000	0	1	1	1.5	0	0	1	0	0	0	0	2.1
1.25.26	AT SOUTH CAROLINA																			
1.29.26	VS. OLE MISS	01:39	0-0	.000	0-0	.000	0-0	.000	0	1	1	1.5	0	0	2	1	0	0	0	1.9
2.1.26	FLORIDA																			
2.5.26	AT KENTUCKY																			
2.9.26	OKLAHOMA	08:05	0-1	.000	0-0	.000	0-0	.000	0	1	1	1.5	4	2	1	0	1	0	0	1.8
2.12.26	TEXAS																			
2.15.26	AT GEORGIA																			
2.22.26	KENTUCKY																			
2.26.26	ALABAMA																			
3.1.26	AT TENNESSEE																			
TOTAL		0	94:02	10-20	.500	0-0	.000	7-14	.500	8	14	22	1.5	14	13	13	12	4	27	1.8

CAREER STATS

*at LSU

YEAR	GP	GS	MIN	AVG	FG	FGA	PCT	3FG	3FGA	3PCT	FT	FTA	PCT	OFF	DEF	TOT	AVG	PF	FO	AST	TO	BLK	STL	PTS	AVG	
2023-24*	37	1	416	11.2	60	111	.541	0	0	.000	53	93	.570	47	82	129	3.5	63	0	8	30	30	15	173	4.7	
2024-25*	28	0	175	6.3	20	48	.417	0	0	.000	16	33	.485	25	32	57	2.0	39	1	2	12	8	3	56	2.0	
2025-26	14	0	86	6.1	10	19	.526	0	0	.000	7	14	.500	8	13	21	1.5	10	0	11	12	12	3	27	1.9	
VANDY	14	0	86	6.1	10	19	.526	0	0	.000	7	14	.500	8	13	21	1.5	10	0	11	12	12	3	27	1.9	
CAREER	79	1	677	8.6	90	178	.506	0	0	.000	76	140	.543	80	127	207	2.6			112-1	21	54	50	21	256	3.2





35 SACHA WASHINGTON

F • 6-2 • Gr. • Lawrenceville, Ga. • Collins Hill HS



@Sacha_Washington



@Sacha_Washington



@SachaW33

SEASON HIGHS

Points • 18 • Auburn (01/22/26)
FG Made • 8 • Auburn (01/22/26)
FG Attempts • 12 • vs. California (11/3/25)
3-Pt Made • -- • --
3-Pt Attempt • -- • --
FT Made • 6 • South Florida (12/15/25)
FT Attempt • 8 • at Arkansas (01/01/26)
Rebounds • 16 • Missouri (01/08/26)
Assists • 6 • vs. BYU (11/29/25)
Steals • 4 • vs. California (11/3/25)
Blocks • 3 • 2x, Last: LSU (01/04/26)
Minutes • 32 • vs. BYU (11/29/25)

CAREER HIGHS

Points • 33 • Louisiana Tech (12/03/23)
FG Made • 15 • Louisiana Tech (12/03/23)
FG Attempts • 20 • Louisiana Tech (12/03/23)
3-Pt Made • --
3-Pt Attempt • 1 • Lipscomb (12/18/22)
FT Made • 10 • Fairfield (11/12/23)
FT Attempt • 16 • Fairfield (11/12/23)
Rebounds • 17 • Fairfield (11/12/23)
Assists • 7 • Fairfield (11/12/23)
Steals • 8 • Louisiana Tech (12/03/23)
Blocks • 6 • Dayton (12/20/23)
Minutes • 40 • Florida (03/07/24)

- Returns to action after missing the 2024-25 season due to a medical condition
- Fifth all-time at Vanderbilt in rebounds with 903
- 10th all-time at career blocks at Vandy (126)
- 25th on the program's all-time scoring list with 1,259 points
- Her 903 career rebounds are most among active SEC players
- Only active SEC player to amass over 1,000 pts, 900 reb, and 100 blk
- One of seven active SEC players to score 1,000 career points
- Appeared in 124 games with 97 starts over her five seasons at Vanderbilt
- Leads Vanderbilt with 97 career starts and 27 career double-doubles
- All-SEC freshman team ('22)
- Graduate from Vanderbilt in May 2025 with a Bachelor's Degree in Medicine, Health & Society

SUPERLATIVES

10+ POINTS	13	62
15+ POINTS	4	24
20+ POINTS	--	6
25+ POINTS	--	1
30+ POINTS	--	--
40+ POINTS	--	--
50+ POINTS	--	--
MADE 3+ 3-PT FG	--	--
10+ REBS	6	30
5+ ASSISTS	1	3

'25-26 CAREER

13	62
4	24
--	6
--	1
--	--
--	--
--	--
--	--
6	30
1	3

SUPERLATIVES

3+ ASSISTS	4	12
5+ STEALS	--	2
3+ STEALS	2	11
2+ BLOCKS	5	33
DOUBLE-DOUBLES	5	27
LED VANDY IN PTS	--	13
LED VANDY IN REB	14	67
LED VANDY IN AST	2	7
LED VANDY IN STL	3	8
LED VANDY IN BLK	8	62

GAME-BY-GAME

DATE	OPPONENT	GS	MIN	FGM/A	FG%	3FG/A	3P%	FTM/A	FG%	OFF	DEF	TOT	AVG	PF	AST	T/O	BLK	STL	PTS	AVG
11.3.25	CALIFORNIA	*	27:11	5-12	.417	0-0	.000	0-0	.000	5	3	8	8.0	3	2	2	0	4	10	10.0
11.10.25	FURMAN	*	16:30	3-6	.500	0-0	.000	2-2	1.000	1	3	4	6.0	1	0	1	0	1	8	9.0
11.12.25	AT AUSTIN PEAY	*	28:50	4-5	.800	0-0	.000	2-4	.500	3	7	10	7.3	4	0	4	2	3	10	9.3
11.19.25	AT WESTERN KY.	*	22:57	6-9	.667	0-0	.000	1-2	.500	6	1	7	7.3	2	2	1	1	2	13	10.3
11.21.25	ALABAMA STATE	*	16:11	5-11	.455	0-0	.000	1-1	1.000	4	3	7	7.2	2	0	2	2	1	11	10.4
11.23.25	TENNESSEE STATE	*	19:06	6-9	.667	0-0	.000	1-3	.333	5	5	10	7.7	0	3	1	2	0	13	10.8
11.27.25	VS. OREGON STATE	*	14:37	2-6	.333	0-0	.000	0-1	.000	5	1	6	7.4	1	0	0	0	0	4	9.9
11.29.25	VS. BYU	*	31:52	2-7	.286	0-0	.000	3-4	.750	8	4	12	8.0	2	6	1	1	1	7	9.5
12.3.25	VIRGINIA	*	22:01	5-7	.714	0-0	.000	3-4	.750	1	6	7	7.9	3	0	2	0	2	13	9.9
12.15.25	SOUTH FLORIDA	*	23:35	5-9	.556	0-0	.000	6-6	1.000	3	3	6	7.7	0	2	2	1	0	16	10.5
12.18.25	UALBANY	*	15:06	1-1	1.000	0-0	.000	1-2	.500	1	3	4	7.4	2	0	0	1	2	3	9.8
12.20.25	TEXAS SOUTHERN	*	08:29	1-2	.500	0-0	.000	0-0	.000	2	2	4	7.1	2	2	2	0	0	2	9.2
12.28.25	STONEHILL	*	14:54	5-7	.714	0-0	.000	4-4	1.000	2	3	5	6.9	1	1	1	0	3	14	9.5
1.1.26	AT ARKANSAS	*	24:15	5-8	.625	0-0	.000	3-8	.375	10	3	13	7.4	2	1	1	3	1	13	9.8
1.4.26	LSU	*	30:40	2-5	.400	0-0	.000	0-0	.000	4	3	7	7.3	3	2	0	3	3	4	9.4
1.8.26	MISSOURI	*	26:33	7-9	.778	0-0	.000	1-3	.333	8	8	16	7.9	1	2	1	0	0	15	9.8
1.11.26	AT TEXAS A&M	*	18:00	2-4	.500	0-0	.000	3-4	.750	3	5	8	7.9	3	1	1	0	0	7	9.6
1.15.26	AT MISSISSIPPI ST.	*	31:04	4-4	1.000	0-0	.000	1-2	.500	4	3	7	7.8	1	1	3	1	1	9	9.6
1.19.26	VS. MICHIGAN	*	23:27	3-5	.600	0-0	.000	3-3	1.000	2	4	6	7.7	1	4	2	0	2	9	9.5
1.22.26	AUBURN	*	27:27	8-11	.727	0-0	.000	2-2	1.000	4	8	12	8.0	2	2	1	0	0	18	10.0
1.25.26	AT SOUTH CAROLINA	*	21:26	2-5	.400	0-0	.000	1-2	.500	3	2	5	7.8	3	0	2	0	0	5	9.7
1.29.26	AT OLE MISS	*	25:48	4-6	.667	0-0	.000	1-1	1.000	1	2	3	7.6	4	1	1	0	0	9	9.7
2.1.26	FLORIDA	*	30:45	5-6	.833	0-0	.000	4-6	.667	1	5	6	7.5	1	1	1	1	1	14	9.9
2.5.26	AT KENTUCKY	*	31:21	7-7	1.000	0-0	.000	1-2	.500	2	2	4	7.4	3	3	1	0	0	15	10.1
2.9.26	OKLAHOMA	*	20:25	2-9	.222	0-0	.000	5-7	.714	5	1	6	7.3	4	2	1	0	0	9	10.0
2.12.26	TEXAS																			
2.15.26	AT GEORGIA																			
2.22.26	KENTUCKY																			
2.26.26	ALABAMA																			
3.1.26	AT TENNESSEE																			
TOTAL		25	572:32	101-170	.594	0-0	.000	49-73	.671	93	90	183	7.3	51	38	34	18	27	251	10.0



CAREER STATS

YEAR	GP	GS	MIN	AVG	FG	FGA	PCT	3FG	3FGA	3PCT	FT	FTA	PCT	OFF	DEF	TOT	AVG	PF	FO	AST	TO	BLK	STL	PTS	AVG
2021-22	35	8	708	20.2	104	224	.464	0	0	.000	58	85	.682	113	117	230	6.6	87	2	26	57	19	26	266	7.6
2022-23	31	31	798	25.7	136	294	.463	0	1	.000	72	114	.632	91	137	228	7.4	87	5	35	67	45	25	344	11.1
2023-24	33	33	959	29.1	163	310	.526	0	0	.000	72	117	.615	118	144	262	7.9	91	4	44	90	44	52	398	12.1
2024-25	REDSHIRT SEASON DUE TO INJURY																								
2025-26	25	25	573	22.9	101	170	.594	0	0	.000	49	73	.671	93	90	183	7.3	51	0	38	34	18	27	251	10.0
CAREER	124	97	3038	24.5	504	998	.505	0	1	.000	251	389	.645	415	488	903	7.3	316	11	143	248	126	130	1259	10.2



GAME RECAPS

GAME 3 #19/19 Vanderbilt at Austin Peay

	1	2	3	4	TOTAL
	21	17	25	12	75
	19	14	18	14	65

DATE Nov. 12, 2025 SITE F&M Bank Arena (Clarksville, Tenn.)

TIPOFF 6 p.m. END 8:02 p.m. ELAPSED 2:08
ATTENDANCE 1,178

DORES ESCAPE CLARKSVILLE

CLARKSVILLE, Tenn. – The No. 19-ranked Vanderbilt women's basketball team fought off a pesky Austin Peay squad on Wednesday night at F&M Bank Arena, as the Commodores collected a 75-65 victory on the road.

Though the Commodores never trailed in the game, they still had to fend off a feisty Austin Peay team that forced Vanderbilt into 20 turnovers on the night. The Dores had four players score double figures, while Vanderbilt held a 40-28 edge in rebounding to overcome its miscues. The Commodores pulled down 15 offensive boards on Wednesday, which led to 14 second-chance points. Vanderbilt shot 47.3 percent against Austin Peay, while limiting the Gavs to 39.3 percent from the floor.

Sophomore Mikayla Blakes recorded her second 20-plus point performance of the season, as the guard registered a game-high 26 points in the victory. Her offensive performance against the Governors extends her double-digit scoring streak to 22 games, while she records 25-plus points in a game for the 12th time at Vanderbilt.

Freshman Aubrey Galvan tallied double-digit points in back-to-back games for the first time in her collegiate career, as the Deerfield, Illinois, native scored 18 points and dished out three assists.

Graduate Sacha Washington recorded her first double-double of the 2025-26 campaign with a 10-point, 10-rebound effort against the Gavs. It is the 23rd career double-double for Washington, while it is her first since March 20, 2024, after missing last season due to a medical condition.



Junior Aiyana Mitchell tallied double-digits off the bench for the third consecutive game, as the 6-4 forward collected 10 points and pulled down nine rebounds.

BOX SCORE



Vanderbilt - 75											Record: 9-9			
NO.	NAME	FG	3P	FT	Rebounds	Fouls	TP	AS	TO	Blocks	+	Shooting By Period		
		Min.	MA	MA	MA	MA	MA	MA	MA	MA	MA			
35	Sacha Washington	G	28:50	4-5	0-0	2-4	3-7	10	4	3	2	0	12	
11	Mikayla Blakes	G	37:37	10-19	2-6	8-11	1	0	1	3	10	26	3	
3	Aubrey Galvan	G	40:00	6-10	3-5	3-3	0	2	4	1	18	3	2	
13	Justine Pissott	G	20:47	1-5	1-4	0-0	1	4	5	4	2	0	8	
15	Ndjakalanga Mwenentanda	G	20:47	2-5	1-1	0-0	3	5	0	2	5	1	8	
14	Aiyana Mitchell	G	29:42	4-7	0-0	2-5	6	3	3	10	1	3	0	
24	Aga Makurat	G	06:04	0-0	0-0	0-0	1	1	0	0	0	0	0	
2	Jada Brown	G	05:48	1-3	1-3	0-0	0-0	0-0	3	1	0	0	0	
32	Aiyana Del Rosario	G	02:00	0-0	0-0	0-0	0-0	0-0	1	1	0	0	0	
Team							2	3	5	0	0	0	0	
Totals			26-55	8-21	15-25	15	25	40	19	21	75	15	15	
											Major Fouls: Washington (TF) 4 5-49			
Austin Peay - 65													Record: 6-1	
NO.	NAME	FG	3P	FT	Rebounds	Fouls	TP	AS	TO	Blocks	+	Shooting By Period		
		Min.	MA	MA	MA	MA	MA	MA	MA	MA	MA			
3	Venonaye Chanton	G	35:09	3-6	1-3	6-6	0	1	2	4	13	4	9	
4	Anyela Sheals	G	33:38	4-14	1-7	2-4	1	1	2	2	5	11	4	
12	Jim Myah Branton	G	18:59	2-4	0-0	0	0	3	3	0	4	1	1	
15	Mya Williams	G	20:31	2-11	5-8	0-0	0	1	3	1	6	1	6	
24	Ives Gnashore	G	02:32	5-6	0-0	1-2	2	4	6	2	2	11	1	
2	Kyra Perkins	G	26:37	5-9	2-4	4-6	3	3	6	5	16	1	1	
11	Jakhani Newell	G	11:29	0-3	0-2	0-0	1	1	0	0	2	0	0	
21	Makensie Neal	G	15:13	1-3	0-0	0-0	1	2	3	0	2	0	0	
23	Maeva Fotia	G	01:29	0-0	0-0	0-0	0-0	0-0	0	0	0	0	0	
Team							3	2	5	0	0	0	1	
Totals			22-56	6-24	15-25	10	18	28	12	15	6	10	10	
											Major Fouls: Sheals (TF) 1 1-347			
DePaul Blue Demons - 61													Record: 12-1	
NO.	NAME	FG	3P	FT	Rebounds	Fouls	TP	AS	TO	Blocks	+	Shooting By Period		
		Min.	MA	MA	MA	MA	MA	MA	MA	MA	MA			
1	Chloe Williams	G	37:00	10-18	3-5	10-12	1	0	1	1	15	5	0	
11	Chloe Williams	G	37:00	10-18	3-5	10-12	1	0	1	1	15	5	0	
12	Chloe Williams	G	37:00	10-18	3-5	10-12	1	0	1	1	15	5	0	
13	Chloe Williams	G	37:00	10-18	3-5	10-12	1	0	1	1	15	5	0	
14	Chloe Williams	G	37:00	10-18	3-5	10-12	1	0	1	1	15	5	0	
15	Chloe Williams	G	37:00	10-18	3-5	10-12	1	0	1	1	15	5	0	
16	Chloe Williams	G	37:00	10-18	3-5	10-12	1	0	1	1	15	5	0	
17	Chloe Williams	G	37:00	10-18	3-5	10-12	1	0	1	1	15	5	0	
18	Chloe Williams	G	37:00	10-18	3-5	10-12	1	0	1	1	15	5	0	
19	Chloe Williams	G	37:00	10-18	3-5	10-12	1	0	1	1	15	5	0	
20	Chloe Williams	G	37:00	10-18	3-5	10-12	1	0	1	1	15	5	0	
21	Chloe Williams	G	37:00	10-18	3-5	10-12	1	0	1	1	15	5	0	
22	Chloe Williams	G	37:00	10-18	3-5	10-12	1	0	1	1	15	5	0	
23	Chloe Williams	G	37:00	10-18	3-5	10-12	1	0	1	1	15	5	0	
24	Chloe Williams	G	37:00	10-18	3-5	10-12	1	0	1	1	15	5	0	
25	Chloe Williams	G	37:00	10-18	3-5	10-12	1	0	1	1	15	5	0	
26	Chloe Williams	G	37:00	10-18	3-5	10-12	1	0	1	1	15	5	0	
27	Chloe Williams	G	37:00	10-18	3-5	10-12	1	0	1	1	15	5	0	
28	Chloe Williams	G	37:00	10-18	3-5	10-12	1	0	1	1	15	5	0	
29	Chloe Williams	G	37:00	10-18	3-5	10-12	1	0	1	1	15	5	0	
30	Chloe Williams	G	37:00	10-18	3-5	10-12	1	0	1	1	15	5	0	
31	Chloe Williams	G	37:00	10-18	3-5	10-12	1	0	1	1	15	5	0	
32	Chloe Williams	G	37:00	10-18	3-5	10-12	1	0	1	1	15	5	0	
33	Chloe Williams	G	37:00	10-18	3-5	10-12	1	0	1	1	15	5	0	
34	Chloe Williams	G	37:00	10-18	3-5	10-12	1	0	1	1	15	5	0	
35	Chloe Williams	G	37:00	10-18	3-5	10-12	1	0	1	1	15	5	0	
36	Chloe Williams	G	37:00	10-18	3-5	10-12	1	0	1	1	15	5	0	
37	Chloe Williams	G	37:00	10-18	3-5	10-12	1	0	1	1	15	5	0	
38	Chloe Williams	G	37:00	10-18	3-5	10-12	1	0	1	1	15	5	0	
39	Chloe Williams	G	37:00	10-18	3-5	10-12	1	0	1	1	15	5	0	
40	Chloe Williams	G	37:00	10-18	3-5	10-12	1	0	1	1	15	5	0	
41	Chloe Williams	G	37:00	10-18	3-5	10-12	1	0	1	1	15	5	0	
42	Chloe Williams	G	37:00	10-18	3-5	10-12	1	0	1	1	15	5	0	
43	Chloe Williams	G	37:00	10-18	3-5	10-12	1	0	1	1	15	5	0	
44	Chloe Williams	G	37:00	10-18	3-5	10-12	1	0	1	1	15	5	0	
45	Chloe Williams	G	37:00	10-18	3-5	10-12	1	0	1	1	15	5	0	
46	Chloe Williams	G	37:00	10-18	3-5	10-12	1	0	1	1	15	5	0	
47	Chloe Williams	G	37:00	10-18	3-5	10-12	1	0	1	1	15	5	0	
48	Chloe Williams	G	37:00	10-18	3-5	10-12	1	0	1	1	15	5	0	
49	Chloe Williams	G	37:00	10-18	3-5	10-12	1	0	1	1	15	5	0	
50	Chloe Williams	G	37:00	10-18	3-5	10-12	1	0	1	1	15	5	0	
51	Chloe Williams	G	37:00	10-18	3-5	10-12	1	0	1	1	15	5	0	
52	Chloe Williams	G	37:00	10-18	3-5	10-12	1	0	1	1	15	5	0	
53	Chloe Williams	G	37:00	10-18	3-5	10-12	1	0	1	1	15	5	0	
54	Chloe Williams	G	37:00	10-18	3-5	10-12	1	0	1	1	15	5	0	
55	Chloe Williams	G	37:00	10-18	3-5	10-12	1	0	1	1	15	5	0	
56	Chloe Williams	G	37:00	10-18	3-5	10-12	1	0	1	1	15	5	0	
57	Chloe Williams	G	37:00	10-18	3-5	10-12	1	0	1	1	15	5	0	
58	Chloe Williams	G	37:00	10-18	3-5	10-12	1	0	1	1	15	5	0	
59	Chloe Williams	G	37:00	10-18	3-5	10-12	1	0	1	1	15	5	0	
60	Chloe Williams	G	37:00	10-18	3-5	10-12	1	0	1	1	15	5	0	
61	Chloe Williams	G	37:00	10-18	3-5	10-12	1	0	1	1	15	5	0	
62	Chloe Williams	G	37:00	10-18	3-5	10-12	1	0	1	1	15	5	0	
63	Chloe Williams	G	37:00	10-18	3-5	10-12	1	0	1	1	15	5	0	
64	Chloe Williams	G	37:00	10-18	3-5	10-12	1	0	1	1	15	5	0	
65	Chloe Williams	G	37:00	10-18	3-5	10-12	1	0	1	1	15	5	0	
66	Chloe Williams	G	37:00	10-18	3-5	10-12	1	0	1	1	15	5	0	
67	Chloe Williams	G	37:00	10-18	3-5	10-12	1	0	1	1	15	5	0	
68	Chloe Williams	G	37:00	10-18	3-5	10-12	1	0	1	1	15	5	0	
69	Chloe Williams	G	37:00	10-18	3-5	10-12	1	0	1	1	15	5	0	
70	Chloe Williams	G	37:00	10-18	3-5	10-12	1	0	1	1	15	5	0	
71	Chloe Williams	G	37:00	10-18	3-5	10-12	1	0	1	1	15	5	0	
72	Chloe Williams	G	37:00	10-18	3-5	10-12	1	0	1	1	15	5	0	
73	Chloe Williams	G	37:00	10-18	3-5	10-12	1	0	1	1	15	5	0	
74	Chloe Williams	G	37:00	10-18	3-5	10-12	1	0	1	1	15	5	0	
75	Chloe Williams	G	37:00	10-18	3-5	10-12	1	0	1	1	15	5	0	
76	Chloe Williams	G	37:00	10-18	3-5	10-12	1	0	1	1	15	5	0	
77	Chloe Williams	G	37:00	10-18	3-5	10-12	1	0	1	1	15	5	0	
78	Chloe Williams	G	37:00	10-18	3-5	10-12	1	0	1	1	15	5	0	
79	Chloe Williams	G	37:00	10-18	3-5	10-12	1	0	1	1	15	5	0	
80	Chloe Williams	G	37:00	10-18	3-5	10-12	1	0	1	1	15	5	0	
81	Chloe Williams	G	37:00	10-18	3-5	10-12	1	0	1	1	15	5	0	
82	Chloe Williams	G	37:00	10-18	3-5	10-12	1	0	1	1	15	5	0	
83	Chloe Williams	G	37:00	10-18	3-5	10-12	1	0	1	1	15	5	0	
84	Chloe Williams	G	37:00	10-18	3-5	10-12	1	0	1	1	15	5	0	
85	Chloe Williams	G	37:00	10-18	3-5	10-12	1	0	1	1	15	5	0	
86	Chloe Williams	G	37:00	10-18	3-5	10-12	1	0	1	1	15	5	0	
87	Chloe Williams	G	37:00	10-18	3-5	10-12	1	0	1	1	15	5	0	
88	Chloe Williams	G	37:00	10-18	3-5	10-12	1	0	1	1	15	5	0	
89	Chloe Williams	G	37:00	10-18	3-5	10-12	1	0	1	1	15	5	0	
90	Chloe Williams	G	37:00	10-18	3-5	10-12	1	0	1	1	15	5	0	
91	Chloe Williams	G	37:00	10-18	3-5	10-12	1	0	1	1	15	5	0	
92	Chloe Williams	G	37:00	10-18	3-5	10-12	1	0	1	1	15	5	0	
93	Chloe Williams	G	37:00	10-18	3-5	10-12	1	0	1	1	15	5	0	
94	Chloe Williams	G	37:00	10-18	3-5	10-12	1	0	1	1	15	5	0	
95	Chloe Williams	G	37:00	10-18	3-5	10-12	1	0	1	1	15	5	0	
96	Chloe Williams	G	37:00	10-18	3-5	10-12	1	0	1	1	15	5	0	
97	Chloe Williams	G	37:00	10-18	3-5	10-12	1	0	1	1	15	5	0	
98	Chloe Williams	G	37:00	10-18	3-5	10-12	1	0	1	1	15	5	0	
99	Chloe Williams	G	37:00	10-18	3-5	10-12	1	0	1	1	15	5	0	
100	Chloe Williams	G	37:00	10-18	3-5	10-12	1	0						

	VU	APSU
Biggest lead	18 (3 rd 2:45)	0 (1 st 10:00)
Best Scoring Run	10 (1 st 9:32)	12 (2 nd 9:40)
Lead Changes	0	9
Times Tied	5	0
Time with Lead	37:54	00:00

INDIVIDUAL LEADERS

		
Points	M. Blakes • 26 pts A. Galvan • 18 pts	K. Perkins • 16 pts V. Charlton • 13 pts
Rebounds	S. Washington • 10 reb A. Mitchell • 9 reb	Gnashore/Perkins • 6 reb Branton/Neal • 3 reb
Assists	J. Pissott • 4 ast Blakes/Galvan • 3 ast	Charlton/Sheals • 4 ast 3 Players Tied • 1 ast
Steals	S. Washington • 3 stl M. Blakes • 2 stl	M. Neal • 2 stl 4 Players Tied • 1 stl
Blocks	S. Washington • 2 blk 4 Player Tied • 1 blk	No Blocks

GAME 4 #17/17 Vanderbilt at Western Ky.

	1	2	3	4	TOTAL
	23	23	24	17	87
	11	13	15	10	49

DATE Nov. 19, 2025 SITE E.A. Diddle Arena (Bowling Green, Ky.)

TIPOFF 6:30 p.m. END 8:24 p.m. ELAPSED 1:56
ATTENDANCE 1,536

DORES HADLE WESTERN KENTUCKY

BOWLING GREEN, Ky. – Sophomore Mikayla Blakes scored a season-high 28 points on Wednesday night at Western Kentucky, as the No. 17-ranked Vanderbilt women's basketball team cruised to an 87-49 victory over the Lady Toppers inside E.A. Diddle Arena.

The All-American was efficient in her third 25-plus point scoring performance of the season. Blakes shot 62.5 percent, going 10-of-16 from the floor, while hitting a season-best five 3-pointers. The 5-8 guard flirted with her first collegiate double-double, as Blakes matched her career-high effort on the glass with nine rebounds. The guard also collected a season-best six steals, five of which came during the first two quarters of play.

With the victory, Vanderbilt improves to 4-0 on the year. It also marks the first time in program history that the Dores have begun four-straight seasons going undefeated through their first four contests.

Blakes was one of four Dores to score double figures on Wednesday. Graduate Sacha Washington tallied 15 points and pulled down six rebounds, while senior Justine Picot registered 12 points with the help of four 3-point field goals. Graduate Ndjakalanga Mwenentanda rounded out the group with an 11-point effort, while she led the team with two blocks.

The Commodores opened the game on a 14-3 run and never looked back. The only time Vandy trailed in the contest game came before the contest, as the Dores were given an administrative technical foul that gave Western Kentucky a 1-0 advantage before the opening tip. Vanderbilt's lead was cut to nine points in the early stages of the second quarter, but a 17-4 spurt gave the Commodores a 22-point advantage. They would maintain a 20-plus point lead for the remainder of the contest.

Vanderbilt shot 49.3 percent from the floor and held Western Kentucky to 32.7 percent. The Dores had a 43-27 edge in rebounds, which led to a 24-9 edge in second-chance points. Vandy also forced WKU into 24 turnovers, which led to a 24-9 edge in points off turnovers for the Commodores.

The victory at Western Kentucky on Wednesday, coupled with last week's win at Austin Peay, marks the first time since the 2013-14 season that the Commodores have picked up back-to-back true nonconference road wins.

BOX SCORE

Vanderbilt - 87										
NO. Name	FG	3P	FT	Rebounds	Fouls	TP	AS	TO	Blocks	+
	M/A	M/A	M/A	OR	DR	OT			BS	TS
35 Sacha Washington	F 22-27	6-9	0-0	1-2	6	7	2	3	13	2
1 Mikayla Blakes	G 10-16	5-9	3-4	6	10	1	3	30	2	8
3 Aubrey Galvan	G 7-10	1-6	1-2	0	5	5	0	0	8	1
13 Justine Pissott	G 6-10	4-8	0-0	3	1	4	2	10	3	0
15 Ndjakalanga Mwenentanda	G 22-17	4-9	1-4	2-2	3	0	1	11	1	3
14 Aiyana Mitchell	G 12-17	0-0	0-0	2-2	1	4	5	2	2	0
24 Aga Makurat	G 22-10	0-9	1-6	0	1	2	0	0	0	3
2 Jada Brown	G 21-39	0-3	0-0	1	0	1	3	2	2	14
32 Aiyana Del Rosario	G 08-28	0-2	1-2	3	5	2	2	0	1	3
8 Anyela Black	G 12-28	1-3	0-1	4	0	3	1	2	6	2
11 Monique Williams	G 03-42	0-0	0-0	1	1	0	0	0	0	0
30 Trinity Wilson	G 01-02	0-0	0-0	0	0	0	0	0	0	0
Team				0	0	0	0	0	0	0
Totals	50-75	12-30	19-25	28	48	17	13	12	8	7
Major Fouls: Team (TF) 1 10-50										
Deal Ball Rebounds: 1-2										
WKU - 49										
Record: 3-3										
NO. Name	FG	3P	FT	Rebounds	Fouls	TP	AS	TO	Blocks	+
	M/A	M/A	M/A	OR	DR	OT			BS	TS
2 Tori James	F 3-5	2-6	0-0	2-4	4	3	7	1	3	6
22 Zosha Telepy	F 4-10	2-5	1-4	2-2	1	3	4	1	1	0
22 Jennifer Silva	G 2-5	0-0	0-0	0	2	5	3	0	1	0
3 Tia Shelling	G 3-10	4-6	0-0	6	4	3	11	3	8	0
34 Galina Khedr	G 12-18	2-7	0-0	0	0	1	1	4	2	3
13 Tatum Boettjer	G 28-15	4-8	4-8	0-0	2	2	1	0	10	0
5 Mya Prochier	G 08-06	0-1	0-0	0	0	0	0	0	2	0
21 Enni Alenavus	G 13-29	2-6	1-2	0	6	1	2	0	1	7
4 Caleigh-Rose West	G 17-20	0-1	0-0	0	1	2	1	0	2	0
0 Lola Bond	G 03-32	0-0	0-0	0	0	0	0	0	1	0
24 Yendi Acosta	G 02-40	0-0	0-0	0	0	0	0	0	1	0
Team				1	2	0	0	1	1	0
Totals	19-58	6-19	13-19	32	13	13	45	10	27	6
Major Fouls: NONE										
Deal Ball Rebounds: 1-2										

	VAN	WKU
Biggest lead	27 (4 th 0:19)	2 (1 st 10:00)
Best Scoring Run	10 (1 st 9:32)	6 (2 nd 9:36)
Lead Changes	2	9
Times Tied	2	0
Time with Lead	38:03	01:16


	VAN	WKU
Points from	18	49
Turnovers	25	8
Paint	36	20
Second Chance	21	7
Fast Breaks	10	5
Bench	18	17

	VAN	WKU
Period by Period Scoring		
1st	23	11
2nd	23	13
3rd	24	15
4th	17	10
TOT	87	49

INDIVIDUAL LEADERS

		
Points	M. Blakes • 30 pts S. Washington • 13 pts	T. Boettjer • 12 pts T. Shelling • 11 pts
Rebounds	M. Blakes • 10 reb S. Washington • 7 reb	J. Shelling • 7 reb J. Shelling • 6 reb
Assists	A. Galvan • 8 ast Brown/Blakes • 3 ast	T. Shelling • 3 ast James/Khedr • 2 ast
Steals	M. Blakes • 6 stl A. Makurat • 3 stl	T. Shelling • 3 stl T. James • 2 stl
Blocks	A. Del Rosario • 3 blk 5 Players Tied • 1 blk	T. James • 3 blk 4 Players Tied • 1 blk

GAME 5 #17/17 Vanderbilt vs. Alabama St.

	1	2	3	4	TOTAL
	9	13	6	10	38
	24	26	27	15	92

DATE Nov. 21, 2025 SITE Memorial Gymnasium (Nashville, Tenn.)

TIPOFF 11 a.m. END 1:03 p.m. ELAPSED 2:03
ATTENDANCE 3,733

DORES SWAT LADY HORNETS

NASHVILLE, Tenn. – The No. 17-ranked Vanderbilt women's basketball team pushed its season-opening winning streak to five games, as the Commodores collected a 92-38 victory over Alabama State on Friday afternoon.

The Commodores used a balanced offensive attack to outpace the Lady Hornets, as 10 of the 11 Vandy players who played scored in Friday's victory. Vandy led from beginning to end in the victory. The Dores led by as many as 58 points before securing the 54-point win.

Vanderbilt improves to 5-0 overall on the year, as the Commodores have now opened five-straight seasons at 5-0 for the first time in program history.

Junior Aga Makurat registered a career-high 21 points on Friday, as the guard recorded her first 20-point performance as a Commodore. Makurat shot 53.3 percent from the field, going 8-of-15, while she drilled five 3-point field goals to match her career-best performance from behind the arc.

Makurat was one of five Commodores to score double figures in the win over Alabama State. Sophomore Mikayla Blakes registered 19 points to extend her double-digit scoring streak to a career high 24 games. Graduate Sacha Washington and freshman Ava Black tallied 11 points each, as Black set a new career high in points. Junior Aiyana Mitchell rounded out the group with a 10-point effort.

The Commodores scored a season high 50 points off the bench, led by Makurat's 21 points. It is the first time since a 106-55 win at Tennessee State on Nov. 25, 2019, that Vandy has scored 50-plus points off the bench. Vanderbilt also forced ASU into 25 turnovers, which led to a 38-4 edge in points off turnovers.

BOX SCORE

Alabama St. - 92		Record: 1-5											
NO.	Name	FG	3P	FT	Rebounds	Fouls	TP	AS	TO	Blocks	+	Shooting By Period	
		M	F	A	M	F	A	M	F	A	M		
10	Charles McClelland	6-17	1-3	0-1	0	2	2	4	2	2	0	-16	SP7H: 1.0 33.3%
22	Clearea Peterson	1-3	0-0	0-2	0	1	3	2	0	0	0	-32	SP7H: 0.0 0.0%
0	Arian Franklin	3-21	1-11	1-5	2-2	3	6	1	1	9	2	30H: 3.3 15.2%	
6	Nykiera Flowers	7-13	0-0	0-0	0	1	1	1	1	0	0	-28	SP7H: 2.5 40.0%
23	Taylor Smith	24-20	3-5	3-4	0-0	2	2	0	0	0	0	-45	SP7H: 5.6 83.3%
2	Shyanja Reed	15-28	0-4	0-0	0-0	1	0	1	1	3	2	-17	SP7H: 3.3 11.9%
34	Jacqueline Osei	14-31	0-1	0-0	1	2	3	4	1	0	1	-3	SP7H: 1.4 25.0%
4	Kaitlyn Bryant	11-20	4-10	1-5	0-0	0	0	0	0	0	1	-14	SP7H: 1.4 16.7%
1	Arian Ponder	04-00	0-1	0-0	0-0	0	1	1	0	0	0	-1	SP7H: 0.0 0.0%
7	Kias Ponder	21-17	1-5	0-0	2-6	2	7	3	4	4	1	-20	SP7H: 1.6 16.7%
3	Takyia Walters-Norman	07-16	0-1	0-0	2-2	2	3	1	1	0	0	-1	SP7H: 1.2 50.0%
11	Caylee Simpson	02-27	0-0	0-0	1-2	0	0	0	1	1	0	-3	SP7H: 0.0 0.0%
15	Ashley Gray	11-20	0-1	0-0	0-0	0	0	0	0	0	0	-9	SP7H: 0.5 27.8%
24	Samiah Puckett	02-35	0-0	0-0	0-0	0	0	0	0	0	0	-1	SP7H: 0.0 0.0%
5	Morgan Scott	07-34	0-0	0-0	0-1	1	0	0	0	2	0	-1	SP7H: 0.0 0.0%
Team					0	6	6	0	0	0	0	-1	SP7H: 0.0 0.0%
Totals		115-48	51-18	7-14	6	25	38	6	25	4	3	-24	SP7H: 1.2 33.3%
Major Fouls: NONE													
Vanderbilt - 38		Record: 5-0											
NO.	Name	FG	3P	FT	Rebounds	Fouls	TP	AS	TO	Blocks	+	Shooting By Period	
		M	F	A	M	F	A	M	F	A	M		
35	Sacha Washington	11-21	5-10	0-0	1-1	4	3	7	2	11	0	44-4%	SP7H: 5.1 45.5%
1	Mikayla Blakes	6-24	5-9	1-4	8	2	3	6	19	5	1	30H: 3.3 15.2%	SP7H: 3.0 40.0%
3	Aubrey Galvan	6-25	2-9	0-3	0	2	0	1	4	8	1	30H: 3.3 15.2%	SP7H: 3.0 40.0%
13	Justine Pissott	7-19	1-5	1-5	0	1	4	5	1	3	0	-28	SP7H: 3.7 42.9%
15	Ndjakalanga Mwenentanda	16-24	2-6	1-2	0	1	1	1	0	5	1	-17	SP7H: 9.11 81.8%
2	Jada Brown	22-26	0-2	0-1	4	2	2	0	4	4	1	-28	SP7H: 11.0 55.0%
8	Arian Block	12-28	3-4	0-1	0	0	0	0	0	0	0	-28	SP7H: 3.5 43.8%
14	Ayana Melton	12-28	3-3	0-4	3	6	3	6	2	5	1	-10	SP7H: 2.4 50.0%
24	Aga Malurat	20-19	8-15	5-11	0-0	0	0	3	0	21	0	-1	SP7H: 3.3 21.4%
3	Shyanja Reed	15-28	0-4	0-0	0	0	0	0	0	1	1	-5	SP7H: 1.7 14.3%
11	Monique Williams	08-55	0-2	0-0	2-2	1	0	0	0	0	0	-2	SP7H: 4-5 50.0%
Team					0	6	10	0	0	0	0	-1	SP7H: 11.0 55.0%
Totals		117-71	50-20	19-25	10	30	15	22	62	15	16	-34	SP7H: 11.0 55.0%
Major Fouls: NONE													

GAME 6 #17/17 Vanderbilt vs. Tennessee St.

DATE Nov. 23, 2025 **SITE** Memorial Gymnasium (Nashville, Tenn.)

DORES OUTRUN TIGERS

Vanderbilt's victory over Tennessee State improves its overall record to 6-0. Vanderbilt has now won 23-straight nonconference home games dating back to the 2022-23 campaign.

The freshman added 16 points to her stat line to give her first career double-double at the collegiate level. Galvan is the first Dore to record a double-double via points and assists since Jordyn Cambridge had 12 points and 12 assists at Kentucky on Jan. 11, 2024.

The Commodores had four players score double figures in the victory over the Lady Tigers. Sophomore Mikayla Blakes registered 24 points in 21 minutes of action to lead Vanderbilt. Senior Justine Pissott tallied 12 points and was one of three Dores to hit a team-high two 3-point field goals. Galvan's 16 points and Washington's 13 points round out the group.

Tennessee St. - 43

	TSU	VANDY	Points from	TSU	VANDY	Period by Period Scoring					
Biggest lead	1 (1 st 7:50)	61 (4 th 3:29)	Turnovers	9	38		1st	2nd	3rd	4th	OT
Best Scoring Run	7 (4 th 1:39)	27 (2 nd 3:52)	Paint	22	64	TSU	6	4	17	16	43
Lead Changes		2	Second Chance	12	20		VANDY	31	25	25	18
Times Tied	1		Fast Breaks	10	31						
Time with Lead	00:12	39:08	Bench	18	32						

V

**GAME 7** #17/17 Vanderbilt vs. Oregon State

DATE Nov. 27, 2025 **SITE** UVI Sports & Fitness Center (St. Thomas, USVI)

DORES FEAST ON THANKSGIVING

Vanderbilt improves to 7-0 on the year. It is the third-straight season the Commodores have won seven-straight games to begin the year, which marks a program first.

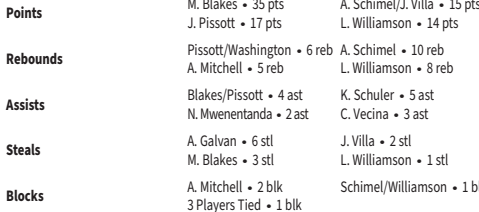
Blakes was one of three double-digit scorers for the Dorees on Thanksgiving night, as senior Justine Pissott matched her career high with 17 points, while matching her career-best performance behind the arc with five 3-pointers against the Beavers. Freshman Aubrey Galvan tallied 12 points and had a game-high six steals.

Vanderbilt shot 47.1 percent on the night and matched a season-high in 3-pointers made with 12. The Commodores forced Oregon State into 21 turnovers, which Vandy turned into 27 points. The Dores had a total of 11 steals, six of which came from Galvan.

BOX SCORE

	OSU	VANDY	Points from	OSU	VANDY	Period by Period Scoring					
Biggest lead	1 (2 nd 2:37)	26 (3 rd 1:16)	Turnovers	12	27		1st	2nd	3rd	4th	TOT
Best Scoring Run	13 (2 nd 3:37)	10 (3 rd 3:34)	Paint	36	30	OSU	13	25	9	19	66
Lead Changes	4		Second Chance	13	6						
Times Tied	0		Fast Breaks	2	13	VANDY	26	17	30	15	88
Time with Lead	00:41	30:00	Bench	22	14						

V



GAME 8 #17/17 Vanderbilt vs. BYU

DATE Nov. 29, 2025 **SITE** UVI Sports & Fitness Center (St. Thomas, USVI)

VIRGIN ISLANDS VICTORY

Vanderbilt had to withstand a hot start from BYU, as the Cougars made eight of their first 10 shots from behind the arc in the opening stanza and led by 16 points at 32-16 in the opening stages of the second quarter.

Vanderbilt never trailed in the second half, as the Commodores held BYU to only three more 3-point field goals over the last two quarters. The Dore outscored the Cougars 44-32 over the final two frames, as Vanderbilt shot 46.9 percent and limited BYU to a 37.5 percent success rate from the floor in the second half.

Vandy erased a 16-point deficit to post the largest come-from-behind win in the Ralph era. It is the tied for the second-largest comeback win since 2013-14 and the third-largest since 1999-00. It is the first time Vandy erased a 16-plus-point deficit since the 16-point come-from-behind win against Ole Miss on Feb. 5, 2015.

Senior Justine Pissott was named to the Island Division All-Tournament team after she averaged 17.5 points and 4.5 3-pointers per game this week. Pissott capped off her week in the U.S. Virgin Islands by recording her first career double-double. The 6-4 guard scored a career-high 18 points and pulled down a personal-best 10 rebounds.

BOX SCORE



	BYU	VAN	Points from	BYU	VAN	Period by Period Scoring					
Biggest lead	16 (2 nd 7:49)	15 (4 th 4:56)	Turnovers	4	30		1st	2nd	3rd	4th	TOTAL
Best Scoring Run	7 (4 th 7:07)	13 (2 nd 5:08)	Paint	22	30						
Lead Changes	3		Second Chance	10	4	BYU	28	11	16	16	71
Times Tied	1		Fast Breaks	13	14						
Time with Lead	16:57	21:55	Bench	14	12	VAN	16	24	24	20	84

V



GAME RECAPS

GAME 9 #13/14 Vanderbilt vs. Virginia

	1	2	3	4	TOTAL
	19	11	11	27	68
	18	16	29	18	81

DATE Dec. 3, 2025 **SITE** Memorial Gymnasium (Nashville, Tenn.)

TIPOFF 4 p.m. **END** 5:50 p.m. **ELAPSED** 1:50
ATTENDANCE 2,661

ANOTHER HISTORIC NIGHT FOR BLAKES

NASHVILLE, Tenn. – Sophomore Mikayla Blakes once again made history at Memorial Gymnasium on Wednesday, as she became the fastest Vanderbilt women's basketball player to score 1,000 career points to lead the No. 15/14-ranked Commodores past Virginia, 81-68, in the ACC/SEC Challenge.

Blakes needed 28 points to record her 1,000th career point, rose to the challenge in front of the home fans and hit the target right on the mark, registering exactly 28 points in the victory over Virginia. Blakes reaches the 1,000-point plateau in 42 career games, as she becomes the 43rd Vanderbilt player to enter the school's 1,000-point club. The Somerset, New Jersey, native, is the fastest Commodore to score 1,000 points, surpassing Chantel Anderson's previous record of 57 games.

The All-American is the ninth NCAA women's basketball player to score 1,000 career points in 42 games or fewer since the 1981-82 season. Overall, Blakes is the 13th women's college basketball player to reach the 1,000-point plateau in 42 games or less.

No. 15/14-ranked Vanderbilt used a 12-0 run that was sandwiched between halftime to turn a two-point deficit into a double-digit advantage in the early stages of the third quarter. Vanderbilt outscored Virginia 29-11 in the third stanza, as the Commodores held a 22-point lead going into the final frame. The Dores led by as many as 28 points in the fourth before securing the 13-point victory in the ACC/SEC Challenge.

Blakes was one of three Commodores to score double-digit points in the ACC/SEC Challenge win. She was joined by graduate Ndjakalenga Mwenetanda, who scored 16 points to match her Vanderbilt career high in scoring, and graduate Sacha Washington, who registered 13 points. Blakes, Mwenetanda and Washington each pulled down a team-best seven rebounds.

Vanderbilt shot 45.8 percent from the floor and made eight 3-point field goals. The Dores shot 90.5 percent from the free throw line, going 19-of-21 from the charity stripe. Vandy forced Virginia into 18 turnovers, which the Commodores turned into 28 points.



BOX SCORE

Virginia - 68																
Record: 6-3																
NO. Name	Min	FG	3P	FT	Rebounds	Fouls	TP	AS	TO	ST	Blocks	±				
		M/A	M/A	M/A	off tot	off tot					BS					
7 Tashita Amance	21:55	1/5	0/0	1/2	3	6	4	1	3	1	2	1	1	-30		
1 Paris Clark	30:55	5-12	2-4	0/0	1	3	4	3	1	12	3	4	2	1	3	2
4 Jillian Brown	30:54	3-7	1/4	0/0	0	2	2	3	1	7	2	0	0	0	2	
21 Kymora Johnson	30:55	8-16	4-8	2/2	1	4	5	4	3	22	7	5	3	0	0	-11
23 Romi Levy	17:52	1-4	0-2	2/2	0	0	0	0	1	4	0	1	1	0	0	-24
12 Caitlin Weiner	20:53	3-4	0/0	0/0	1	2	3	2	1	6	1	2	0	0	0	17
8 Adana Ring	18:10	4/5	1/2	1/2	1	3	4	2	3	10	0	0	1	0	1	15
3 Gabby White	13:59	2-4	0/0	0/2	1	1	2	3	2	4	0	4	0	0	0	-23
22 Darvile Anghaba	01:10	0/0	0/0	0/0	0	0	0	0	0	0	0	0	0	0	0	-4
22 Ralene Dos Santos	04:17	0/1	0/1	0/0	0	0	0	0	0	0	0	0	0	0	0	-9
Team					1	4	5	0	0	0	0	0	0	0	0	-8
Totals	27:58	6-21	6-10	9	22	31	21	13	58	14	18	10	3	5	13	-3
Major Fouls: NONE																
Shooting By Period																
1st FGM	2-7	28.6%														
2nd FGM	4-15	26.7%														
3rd FGM	1-5	20.0%														
FTM	2-2	100%														
3PTM	0-4	0.0%														
FTL	5-12	41.7%														
3PTL	0-4	0.0%														
FTL	11-15	73.3%														
3PTL	5-8	62.5%														
FTL	0-0	0%														
3PTL	0-1	0.0%														
FTL	6-10	60.0%														
Dead Ball Rebounds: 2																



Vanderbilt - 81																
Record: 9-0																
NO. Name	Min	FG	3P	FT	Rebounds	Fouls	TP	AS	TO	ST	Blocks	±				
		M/A	M/A	M/A	off tot	off tot					BS					
5 Sacha Washington	22:01	5-7	3-4	1	6	7	4	1	3	0	2	2	0	0	20	
1 Mikayla Blakes	G 40:00	7-17	2-6	12-13	3	4	7	3	12	28	7	2	2	0	1	13
3 Aubrey Galvan	G 32:47	3-6	1-2	0/0	0	4	4	0	2	7	8	3	3	0	1	18
13 Justine Pissott	30:05	3-16	0-15	0/0	0	3	2	0	8	4	3	0	1	1	1	16
15 Ndjakalenga Mwenetanda	20:25	6-9	2-2	2	3	4	7	3	2	16	0	1	1	0	1	16
14 Ayana Mitchell	17:59	3-4	0/0	2/2	0	2	2	1	8	0	0	1	3	0	-7	
2 Jada Brown	13:32	0-1	0-1	0/0	1	1	0	0	0	0	0	0	0	0	-4	
24 Agia Makurat	01:11	0-0	0-0	0/0	0	0	0	0	0	0	0	0	0	0	-1	
Team					1	3	0	0	0	0	0	0	0	0	0	-1
Totals	27:59	16-25	19-21	10-24	34	13	21	81	19	14	11	5	3	13	-3	
Major Fouls: NONE																
Shooting By Period																
1st FGM	7-17	41.2%														
2nd FGM	1-4	25.0%														
3rd FGM	3-3	100%														
FTM	4-12	33.3%														
3PTM	1-6	16.7%														
FTL	7-8	87.5%														
3PTL	10-14	71.4%														
FTL	4-6	66.7%														
FTL	5-6	83.3%														
3PTL	6-16	37.5%														
3PTL	2-7	28.6%														
3PTL	4-4	100%														
FTL	27-39	69.2%														
3PTL	19-21	90.5%														
Dead Ball Rebounds: 2																

	VIR	VANDY		VIR	VANDY	Period by Period Scoring					
Biggest lead	6 (1 st 1-48)	28 (4 th 7-29)	Points from	VIR	28		1st	2nd	3rd	4th	TOT
Best Scoring Run	10 (1 st 3-206)	14 (4 th 7-29)	Turnovers	VIR	28						
Lead Changes	6		Paint	34	28	VIR	19	11	11	27	68
Times Tied	5		Second Chance	7	6	VANDY	18	16	29	16	61
Time with Lead	06:14	31:07	Fast Breaks	21	14						
			Bench	20	8						

INDIVIDUAL LEADERS

		
Points	M. Blakes • 28 pts N. Mwenetanda • 16 pts	K. Johnson • 19 pts P. Clark • 12 pts
Rebounds	3 Players Tied • 7 reb A. Galvan • 4 reb	T. Amanze • 10 reb K. Johnson • 7 reb
Assists	A. Galvan • 8 ast M. Blakes • 7 ast	K. Johnson • 10 ast P. Clark • 3 ast
Steals	M. Blakes • 4 stl A. Galvan • 3 stl	Brown/Johnson • 2 stl P. Clark • 2 stl
Blocks	A. Mitchell • 3 blk Mwenetanda/Pissot • 1 blk	3 Players Tied • 1 blk

GAME 10 #13/14 Vanderbilt vs. South Florida

	1	2	3	4	TOTAL
	7	18	17	16	58
	11	27	24	25	87

DATE Dec. 15, 2025 **SITE** Memorial Gymnasium (Nashville, Tenn.)

TIPOFF 6:30 p.m. **END** 8:10 p.m. **ELAPSED** 1:40
ATTENDANCE 2,188

DORES RUN PAST BULLS

NASHVILLE, Tenn. – The No. 13/14-ranked Vanderbilt women's basketball team remained perfect through 10 games to open the 2025-26 season, as the Commodores posted an 87-58 victory over South Florida on Monday night at Memorial Gymnasium.

The Dores improve to 10-0 for the first time since the 2011-12 campaign. It is the sixth time in program history that Vandy has begun a season with 10 or more consecutive wins. Vanderbilt also collected its 25th-straight home win over a nonconference opponent, a streak that dates back to the 2022-23 season.

It was a total team effort in the win over South Florida, as No. 13 Vanderbilt had all five starters register double-digit points. In total, nine of the 11 Dores that played against the Bulls scored. It is also the second time this season that Vandy has had all five starters record 10-plus points in a game.

Sophomore Mikayla Blakes paced Vanderbilt's quintet of double-figure scorers. The All-American had 19 points to extend her double-digit scoring streak to 29 games, which is currently the fifth-longest scoring streak in the nation.

Graduate Sacha Washington scored a season-high 16 points. The 6-2 forward was one of three Vanderbilt players to pull down a team-high six rebounds against USF, as Blakes and senior Justine Pissott matched Washington's efforts on the glass.

Pissott and freshman Aubrey Galvan each recorded double-digit points for the fourth time in the last five games. Pissott scored 13 points and drilled three 3-point field goals, while Galvan had an 11-point effort against the Bull. The first-year point guard also dished out a team-high eight assists. Graduate Ndjakalenga Mwenetanda rounded out the Vandy's group of double-digit scorers with a 10-point effort.

Dores trailed the Bulls 7-2 to open the game, but ended the first quarter on a 9-0 run to take an 11-7 lead into the second quarter. The Commodores used a 13-0 spurt midway through the second stanza to take a double-digit lead they would never relinquish. Vandy led by as many as 30 points in the fourth quarter before settling for the 29-point win.

BOX SCORE



season-high in made 3-pointers with 12 against South Florida. Vanderbilt also went a perfect 15-5 from the free throw line. Vandy forced USF into 20 turnovers, which led the Dores to a 28-8 edge in points off turnovers.

BOX SCORE

South Fla. - 58													Record: 6-5												
NO. Name	Min	FG	3P	FT	Rebounds	Fouls	TP	AS	TO	ST	Blocks	±	Shooting By Period												
													1st	FG	3P	FT									
21 L'or Mputu	24:31	2-7	0-0	0-0	0	5	2	4	0	1	0	0	1	1st	FG <td>3P <td>FT </td></td>	3P <td>FT </td>	FT								
55 Carla Brito	36:34	2-3	1-1	0-0	1	3	4	1	1	5	3	4	1	1st	FG <td>3P <td>FT </td></td>	3P <td>FT </td>	FT								
1 Katie Davidson	22:57	4-12	0-0	1-0	6	6	0	9	1	0	0	0	-14	2nd	FG <td>3P <td>FT </td></td>	3P <td>FT </td>	FT								
11 Kristen Lewis-Williams	19:51	0-6	0-0	0-0	1	1	2	1	0	0	2	1	0	3rd	FG <td>3P <td>FT </td></td>	3P <td>FT </td>	FT								
13 Stefanie Ingram	34:13	10-13	3-4	0-0	4	4	3	2	23	4	5	1	0	4th	FG <td>3P <td>FT </td></td>	3P <td>FT </td>	FT								
8 Fabio Diakite	15:29	2-3	0-0	0-2	4	0	4	3	1	4	2	0	-32	5th	FG <td>3P <td>FT </td></td>	3P <td>FT </td>	FT								
4 Rana Tomasovic	19:00	4-10	0-0	0-0	1	0	1	0	8	1	0	0	1	FG <td>3P <td>FT </td></td>	3P <td>FT </td>	FT									
14 Jess Price	13:20	0-1	0-0	0-0	3	3	0	2	0	0	1	0	4	FG <td>3P <td>FT </td></td>	3P <td>FT </td>	FT									
22 Jerrad Bechman	06:45	0-1	0-1	0-0	0	1	1	3	0	0	0	0	0	FG <td>3P <td>FT </td></td>	3P <td>FT </td>	FT									
23 Jelena Bulajic	05:47	1-3	1-2	0-0	0	1	1	1	3	0	0	0	-11	FG <td>3P <td>FT </td></td>	3P <td>FT </td>	FT									
Total					1	2	0							FG <td>3P <td>FT </td></td>	3P <td>FT </td>	FT									
Team		20-50	6-16	0-2	24	21	1	2	20	13	2	2	4	20	FG <td>3P <td>FT </td></td>	3P <td>FT </td>	FT								
													Major Turnovers												
													FG	3P	FT										
													FG	3P	FT										

GAME RECAPS

GAME 21 #5/4 Vanderbilt at #2/2 So. Car.

	1	2	3	4	TOTAL
	16	28	12	18	74
	33	22	27	21	103

DATE Jan. 25, 2026 **SITE** Colonial Life Arena (Columbia, S.C.)

TIPOFF 2 p.m. **END** 3:52 p.m. **ELAPSED** 1:52
ATTENDANCE 17,002

NO. 5/4 DORES FALL AT NO. 2 SOUTH CAROLINA
COLUMBIA, S.C. – The No. 5/4-ranked Vanderbilt women's basketball team was handed its first loss of the 2025-26 season, as the Commodores had their school-record 20-game winning streak come to an end with a 103-74 defeat at No. 2/2-ranked South Carolina on Sunday afternoon.

The loss drops the Commodores to 20-1 overall and 6-1 in SEC play this season. Though Vandy's school-record 20-game winning streak to begin the season comes to an end, the Dores are still off to their best start in program history through 21 games, equaling the 20-1 mark set by the 1992-93 Final Four team.

Sophomore Mikayla Blakes led a pair of double-digit scorers for the Dores, as the All-American registered a game-high 23 points. The Somerset, New Jersey, native pulled down a team-best seven rebounds and dished out the team-high five assists. Blakes extended her double-digit scoring streak to 40 games, which is the longest active streak in the SEC and third-longest in the nation.

Graduate Ndjakalenga Mwenentanda scored double-digits with a 13-point performance against South Carolina. The 6-2 guard hit a career-high three 3-pointers. It is just the third time Mwenentanda has hit multiple 3-point field goals in a contest during her 124-game career.

All nine Commodores who played on Sunday scored. It marks the first time since the win over Texas Southern on Dec. 20 (12 Dores) that every Vanderbilt player who played in the contest scored.

No. 2/2 South Carolina came out swinging and built a 17-point lead at the end of the first quarter at 33-16. The Commodores fell behind by 21 points midway through the second stanza, but Vandy used a 15-5 run at the end of the frame to cut its deficit to 11 points at 55-44 going into halftime.

Vanderbilt opened the third quarter with back-to-back buckets to make it a single-digit contest at 55-48. The Gamecocks scored 15 of the game's next 17 points to push their lead back out to double figures, 70-50. USC maintained a double-digit advantage over the Dores for the remainder of the contest.



The Commodores shot 45.9 percent from the floor in the loss and committed a season-high 20 turnovers, 16 of which came in the first two quarters of play. South Carolina shot 61.5 percent from the floor and outscored Vanderbilt 56-24 in the points in the paint.

BOX SCORE

Vanderbilt - 74															Record: 20-2 (6-1)																															
NO.	Name	Min	FG	3P	FT	Rebounds	Fouls	TP	AS	TO	ST	Blocks	BS	BA	+	Shooting By Period	Min	FG	3P	FT	Rebounds	Fouls	TP	AS	TO	ST	Blocks	BS	BA	+	Shooting By Period															
35	Sacha Washington	F 21:26	2-5	0-0	1-1	1	2	3	5	4	0	2	0	0	0	12	35	2-5	0-0	1-1	1	2	3	5	4	0	2	0	0	0	12	35														
1	Mikayla Blakes	G 37:47	9-24	3-7	2-2	5	7	2	6	23	5	5	3	0	5	35	1	9-24	3-7	2-2	5	7	2	6	23	5	5	3	0	5	35	1														
3	Aubrey Galvan	G 21:11	3-8	1-3	0-0	1	2	3	2	1	7	3	4	3	1	0	27	3	3-8	1-3	0-0	1	2	3	2	1	7	3	4	3	1	0	27	3												
13	Justine Pissott	G 21:04	3-7	2-6	0-0	1	1	1	4	0	8	0	2	0	1	1	26	13	3-7	2-6	0-0	1	1	1	4	0	8	0	2	0	1	1	26	13												
15	Ndjakalenga Mwenentanda	26:25	5-7	3-4	0-0	2	2	4	3	0	13	3	2	0	0	1	21	15	5-7	3-4	0-0	2	2	4	3	0	13	3	2	0	0	1	21	15												
2	Jaca Brown	25:39	1-3	1-0	0-0	0	2	0	3	1	2	1	0	0	0	19	2	1-3	1-0	0-0	0	2	0	3	1	2	1	0	0	0	0	19	2													
14	Ayana Mitchell	23:39	2-3	0-0	1-2	3	0	3	1	2	5	2	0	0	1	11	14	2-3	0-0	1-2	3	0	3	1	2	5	2	0	0	1	11	14														
8	Aava Black	09:04	1-2	0-0	2-2	0	0	0	1	1	4	0	0	0	0	5	8	1-2	0-0	2-2	0	0	0	1	1	4	0	0	0	0	0	5	8													
24	Aga Makurat	04:45	2-2	0-0	0-0	0	0	0	0	0	6	0	0	0	0	0	1	24	2-2	0-0	0-0	0	0	0	0	6	0	0	0	0	0	0	1	24												
Totals			28-61	12-25	6-10	14	12	26	18	74	15	12	7	2	29		Major Fouls: NONE															Dead Ball Rebounds: 1														
Shooting By Period															Dead Ball Rebounds: 1																															
1st		10-19		55.0%		3PT		2-4		50.0%		FT		0-0		0%		2nd		10-19		52.6%		3PT		2-4		50.0%		FT		0-0		0%												
2nd		10-19		52.6%		3PT		2-4		50.0%		FT		0-0		0%		3rd		10-19		52.6%		3PT		2-4		50.0%		FT		0-0		0%												
3rd		10-19		52.6%		3PT		2-4		50.0%		FT		0-0		0%		4th		10-19		52.6%		3PT		2-4		50.0%		FT		0-0		0%												
4th		10-19		52.6%		3PT		2-4		50.0%		FT		0-0		0%		Total		28-61		52.6%		3PT		12-25		48.0%		FT		6-10		60.0%												
Major Fouls: NONE															Dead Ball Rebounds: 1																															
Shooting By Period															Dead Ball Rebounds: 1																															
1st		10-19		55.0%		3PT		2-4		50.0%		FT		0-0		0%		2nd		10-19		52.6%		3PT		2-4		50.0%		FT		0-0		0%												
2nd		10-19		52.6%		3PT		2-4		50.0%		FT		0-0		0%		3rd		10-19		52.6%		3PT		2-4		50.0%		FT		0-0		0%												
3rd		10-19		52.6%		3PT		2-4		50.0%		FT		0-0		0%		4th		10-19		52.6%		3PT		2-4		50.0%		FT		0-0		0%												
4th		10-19		52.6%		3PT		2-4		50.0%		FT		0-0		0%		Total		28-61		52.6%		3PT		12-25		48.0%		FT		6-10		60.0%												
Major Fouls: NONE															Dead Ball Rebounds: 1																															
Shooting By Period															Dead Ball Rebounds: 1																															
1st		10-19		55.0%		3PT		2-4		50.0%		FT		0-0		0%		2nd		10-19		52.6%		3PT		2-4		50.0%		FT		0-0		0%												
2nd		10-19		52.6%		3PT		2-4		50.0%		FT		0-0		0%		3rd		10-19		52.6%		3PT		2-4		50.0%		FT		0-0		0%												
3rd		10-19		52.6%		3PT		2-4		50.0%		FT		0-0		0%		4th		10-19		52.6%		3PT		2-4		50.0%		FT		0-0		0%												
4th		10-19		52.6%		3PT		2-4		50.0%		FT		0-0		0%		Total		28-61		52.6%		3PT		12-25		48.0%		FT		6-10		60.0%												
Major Fouls: NONE															Dead Ball Rebounds: 1																															
Shooting By Period															Dead Ball Rebounds: 1																															
1st		10-19		55.0%		3PT		2-4		50.0%		FT		0-0		0%		2nd		10-19		52.6%		3PT		2-4		50.0%		FT		0-0		0%												
2nd		10-19		52.6%		3PT		2-4		50.0%		FT		0-0		0%		3rd		10-19		52.6%		3PT		2-4		50.0%		FT		0-0		0%												
3rd		10-19		52.6%		3PT		2-4		50.0%		FT		0-0		0%		4th		10-19		52.6%		3PT		2-4		50.0%		FT		0-0		0%												
4th		10-19		52.6%		3PT		2-4		50.0%		FT		0-0		0%		Total		28-61		52.6%		3PT		12-25		48.0%		FT		6-10		60.0%												
Major Fouls: NONE															Dead Ball Rebounds: 1																															
Shooting By Period															Dead Ball Rebounds: 1																															
1st		10-19		55.0%		3PT		2-4		50.0%		FT		0-0		0%		2nd		10-19		52.6%		3PT		2-4		50.0%		FT		0-0		0%												
2nd		10-19		52.6%		3PT		2-4		50.0%		FT		0-0		0%		3rd		10-19		52.6%		3PT		2-4		50.0%		FT		0-0		0%												
3rd		10-19		52.6%		3PT		2-4		50.0%		FT		0-0		0%		4th		10-19		52.6%		3PT		2-4		50.0%		FT		0-0		0%												
4th		10-19		52.6%		3PT		2-4		50.0%		FT		0-0		0%		Total		28-61		52.6%		3PT		12-25		48.0%		FT		6-10		60.0%												
Major Fouls: NONE															Dead Ball Rebounds: 1																															
Shooting By Period															Dead Ball Rebounds: 1																															
1st		10-19		55.0%		3PT		2-4		50.0%		FT		0-0		0%		2nd		10-19		52.6%		3PT		2-4		50.0%		FT		0-0		0%												
2nd		10-19		52.6%		3PT		2-4		50.0%		FT		0-0		0%		3rd		10-19		52.6%		3PT		2-4		50.0%		FT		0-0		0%												
3rd		10-19		52.6%		3PT		2-4		50.0%		FT		0-0		0%		4th		10-19		52.6%		3PT		2-4		50.0%		FT		0-0		0%												
4th		10-19		52.6%		3PT		2-4		50.0%		FT		0-0		0%		Total		28-61		52.6%		3PT		12-25		48.0%		FT		6-10		60.0%												
Major Fouls: NONE															Dead Ball Rebounds: 1																															
Shooting By Period															Dead Ball Rebounds: 1																															
1st		10-19		55.0%		3PT		2-4		50.0%		FT		0-0		0%		2nd		10-19		52.6%		3PT		2-4		50.0%		FT		0-0		0%												
2nd		10-19		52.6%		3PT		2-4		50.0%		FT		0-0		0%		3rd		10-19		52.6%		3PT		2-4		50.0%		FT		0-0		0%												
3rd		10-19		52.6%		3PT		2-4		50.0%		FT		0-0		0%		4th		10-19		52.6%		3PT		2-4		50.0%		FT		0-0		0%												
4th		10-19		52.6%		3PT		2-4		50.0%		FT		0-0		0%		Total		28-61		52.6%		3PT		12-25		48.0%		FT		6-10		60.0%												
Major Fouls: NONE															Dead Ball Rebounds: 1																															
Shooting By Period															Dead Ball Rebounds: 1																															
1st		10-19		55.0%		3PT		2-4		50.0%		FT		0-0		0%		2nd		10-19		52.6%		3PT		2-4		50.0%		FT		0-0		0%												
2nd		10-19		52.6%		3PT		2-4		50.0%		FT		0-0		0%		3rd		10-19		52.6%		3PT		2-4		50.0%		FT		0-0		0%												
3rd		10-19		52.6%		3PT		2-4		50.0%		FT		0-0		0%		4th		10-19		52.6%		3PT		2-4		50.0%		FT		0-0		0%												
4th		10-19		52.6%		3PT		2-4		50.0%		FT		0-0		0%		Total		28-61		52.6%		3PT		12-25		48.0%		FT		6-10		60.0%												
Major Fouls: NONE															Dead Ball Rebounds: 1																															
Shooting By Period															Dead Ball Rebounds: 1																															
1st		10-19		55.0%		3PT		2-4		50.0%		FT		0-0		0%		2nd		10-19		52.6%		3PT		2-4		50.0%		FT		0-0		0%												
2nd		10-19		52.6%		3PT		2-4		50.0%		FT		0-0		0%		3rd		10-19		52.6%		3PT		2-4		50.0%		FT		0-0		0%												
3rd		10-19		52.6%		3PT		2-4		50.0%		FT		0-0		0%		4th		10-19		52.6%		3PT		2-4		50.0%		FT		0-0		0%												
4th		10-19		52.6%		3PT		2-4		50.0%		FT		0-0		0%		Total		28-61		52.6%		3PT		12-25		48.0%		FT		6-10		60.0%												
Major Fouls: NONE															Dead Ball Rebounds: 1																															
Shooting By Period															Dead Ball Rebounds: 1																															
1st		10-19		55.0%		3PT		2-4		50.0%		FT		0-0		0%		2nd		10-19		52.6%		3PT		2-4		50.0%		FT		0-0		0%												
2nd		10-19		52.6%		3PT		2-4		50.0%		FT		0-0		0%		3rd		10-19		52.6%		3PT		2-4		50.0%		FT		0-0		0%												
3rd		10-19		52.6%		3PT		2-4		50.0%		FT		0-0		0%		4th		10-19		52.6%		3PT		2-4		50.0%		FT		0-0		0%												
4th		10-19		52.6%		3PT		2-4		50.0%		FT		0-0		0%		Total		28-61		52.6%		3PT		12-25		48.0%		FT		6-10		60.0%												
Major Fouls: NONE															Dead Ball Rebounds: 1																															
Shooting By Period															Dead Ball Rebounds: 1																															
1st		10-19		55.0%		3PT		2-4		50.0%		FT		0-0		0%		2nd		10-19		52.6%		3PT		2-4		50.0%		FT		0-0		0%												
2nd		10-19		52.6%		3PT		2-4		50.0%		FT		0-0		0%		3rd		10-19		52.6%		3PT		2-4		50.0%		FT		0-0		0%												
3rd		10-19		52.6%		3PT		2-4		50.0%		FT		0-0		0%		4th		10-19		52.6%		3PT		2-4		50.0%		FT		0-0		0%												
4th		10-19		52.6%		3PT		2-4		50.0%		FT		0-0		0%		Total		28-61		52.6%		3PT		12-25		48.0%		FT		6-10		60.0%												
Major Fouls: NONE															Dead Ball Rebounds: 1																															
Shooting By Period															Dead Ball Rebounds: 1																															
1st		10-19		55.0%		3PT		2-4		50.0%		FT		0-0		0%		2nd		10-19		52.6%		3PT		2-4		50.0%		FT		0-0		0%												
2nd		10-19		52.6%		3PT		2-4		50.0%		FT		0-0		0%		3rd		10-19		52.6%		3PT		2-4		50.0%																		

GAME RECAPS

GAME 24 #7/8 Vanderbilt at #16/16 UK

	1	2	3	4	TOTAL
	19	15	20	30	84
	16	22	20	25	83

DATE Feb. 5, 2026 SITE Historic Memorial Coliseum (Lexington, Ky.)

TIPOFF 7 p.m. END 9:03 p.m. ELAPSED 2:03
ATTENDANCE 5,187

TOP 25 ROAD WIN

LEXINGTON, Ky. — The Vanderbilt women's basketball backcourt duo of sophomore Mikayla Blakes and freshman Aubrey Galvan led the No. 7/8-ranked Commodores to a thrilling 84-83 come-from-behind victory at No. 16/16 Kentucky on Thursday night in SEC action.

The pair of underclassmen scored a combined 38 points over the final two quarters of play at Memorial Coliseum to help No. 7/8 Vandy erase a nine-point deficit in the third quarter against the No. 16 Wildcats and score its third win over a top-25 team this season. Blakes was sensational over the final 20 minutes, as the guard scored 26 of her game-high 37 points in the second half. Galvan tallied 12 of her 16 points over the final two frames, which included going 4-for-4 at the free throw line in the closing seconds to allow Vanderbilt to keep the Wildcats at arm's length.

With the win, Vanderbilt improves to 22-2 on the year and 8-2 in SEC games. The Commodores' 22-2 start ties the 1992-93 Final Four team for the best start in school history through 24 games. It is also the first time Vandy has been 8-2 in SEC play since the 2008-09 season.

Blakes' 37-point performance at Kentucky marks her second-straight game with 30-plus points, while it is the sixth time this season the All-American has registered 30 points in a contest. Her 37 points are tied for the 10th-most scored in a game by a Commodore, equalling the 37-point performance by Jackie Cowan vs. Cheyney State on Feb. 9, 1986.

The Somerset, New Jersey, native shot 52.0 percent from the floor, making 13-of-25 from the field and hitting a season-best six 3-pointers. Blakes went a perfect 5-of-5 from behind the arc in the second half to help her score 26 points over the final 20 minutes on Thursday.

Galvan collected 16 points and had a team-best seven assists in the come-from-behind victory. The freshman went 7-of-7 from the free throw line against the Wildcats. The point guard sank four straight free throws over the final 19 seconds to keep the Commodore lead by three points.

Graduate Sacha Washington went a perfect 7-of-7 from the field en route to a 15-point performance. Senior Justine Pissott and junior Aga Makurat each had eight points and sank a pair of 3-point field goals in the win.

Vanderbilt fought its way back from a nine-point deficit late in the third quarter, as a 14-4 run by the Does gave Vandy a 59-58 advantage at the 9:02 mark of the fourth. The Commodores extended their lead to 10 points at 72-62 with 6:15 left to play, but Kentucky made it a one-point game at 80-79 with 25 seconds remaining. Galvan's clutch performance at the charity stripe allowed the Does the room they needed to escape the Bluegrass State with an 84-83 win over the No. 16-ranked Wildcats.

The Commodores shot 13-of-15 from the free throw line and posted a 20-6 advantage in turnovers forced against Kentucky. Vandy held a 25-5 edge in points off turnovers in the one-point, come-from-behind victory.

BOX SCORE



Vanderbilt - 84															Record: 22-2 (8-2)													
NO. Name	Min	FG	3P	FT	Rebounds	Fouls	TP	AS	TO	ST	Blocks	pts	reb	ast	+/-	Shooting By Period												
FG	3P	FT	Reb	F	TP	AS	TO	ST	B	pts	reb	ast	1st	2nd		3rd	4th	TOT										
25. Sacha Washington	F 31:21	7-7	0-0	1-2	2	2	4	3	15	3	1	0	0	0	6	vs FGD	11-17	64.7%										
1. Mikayla Blakes	G 40:00	15-25	6-9	5-8	1	1	2	27	37	4	3	4	0	0	1	FTL	22	100%										
3. Aubrey Galvan	G 30:48	4-11	1-4	2-1	0	1	0	3	16	7	1	3	0	0	1	2nd FGD	9-19	31.9%										
13. Justine Pissott	C 30:18	3-7	2-6	0-0	0	5	5	4	8	2	0	0	0	0	12	3PTL	0-10	20.0%										
15. Ndjakalenga Mwenentanda	G 11:56	0-1	0-0	0-0	0	0	0	0	0	0	0	0	0	0	1	FTL	1-2	50%										
24. Aga Makurat	15:41	3-5	2-4	0-0	0	0	0	0	1	0	8	0	0	0	7	vs FGD	9-17	47.1%										
14. Ayana Mitchell	10:27	0-4	0-0	0-0	1	2	3	1	0	0	0	0	0	0	1	3PTL	0-5	40.0%										
2. Jada Brown	14:05	0-2	0-1	0-0	1	0	1	0	0	0	0	0	0	0	0	FTL	2-2	100%										
8. Ava Black	09:24	0-2	0-1	0-0	0	2	2	0	0	0	0	0	0	0	1	13th FGD	9-14	64.3%										
Team					0	3	3	0	0	0	0	0	0	0	1	3PTL	4-7	57.1%										
Totals		30-67	11-28	13-15	6	15	21	16	16	84	15	6	10	0	2	1	FTL	8-9	88.9%									
Major Fouls: NONE															Dead Ball Rebounds: 1, 0													

OKLA	VANDY	Points from	OKLA	VANDY	Period by Period Scoring						
Biggest lead	3 (1 1st 9:52)	26 (2 1st 6:17)	Turnovers	10	26	1st	2nd	3rd	4th	TOT	
Best Scoring Run	7 (2 1st 4:16)	10 (2 1st 7:30)	Paint	45	24	OKLA	19	21	28	16	86
Lead Changes	1		Second Chance	26	15						
Times Tied	2		Fast Breaks	21	9	VANDY	31	28	17	102	
Time with Lead	01:50	37:03	Bench	12	0						

INDIVIDUAL LEADERS

Points	M. Blakes • 37 pts A. Galvan • 16 pts	T. Key • 27 pts A. Hassett • 19 pts
Rebounds	J. Pissott • 5 reb S. Washington • 4 reb	C. Strack • 15 reb T. Key • 12 reb
Assists	A. Galvan • 7 ast M. Blakes • 4 ast	T. Morgan • 10 ast C. Strack • 7 ast
Steals	M. Blakes • 4 stl A. Galvan • 3 stl	3 Players Tied • 1 stl
Blocks	No Blocks	Key/Strack • 1 blk

GAME 25 #5/8 Vanderbilt vs. #10/11 Oklahoma

	1	2	3	4	TOTAL
	19	21	28	18	86
	31	28	26	17	102

DATE Feb. 9, 2026 SITE Memorial Gymnasium (Nashville, Tenn.)

TIPOFF 8 p.m. END 10:08 p.m. ELAPSED 2:08
ATTENDANCE 3,316

DORES SEND SOONERS PACKING

NASHVILLE, Tenn. – Vanderbilt women's basketball's backcourt duo of sophomore Mikayla Blakes and freshman Aubrey Galvan became the first set of Commodores this century to score 30-plus points in the same game, as they led the No. 5/8-ranked Does to a 102-86 victory over No. 10/11 Oklahoma on Monday night at Memorial Gymnasium.

Vandy's underclass backcourt tandem combined to score 64 of their team's 102 points in the 16-point victory over the Sooners. Blakes tallied a game-high 34 points, while Galvan registered a career-best 30 points. The guards were efficient throughout the contest, as Galvan shot 66.7 percent (10-of-15) from the floor and Blakes held a 56.5 percent (13-of-23) success rate from the field. They are only the third set of SEC teammates to score 30-plus points in the same game this century, and the first to do so since Dec. 13, 2017. Blakes and Galvan are also the first set of NCAA Division I teammates to have a 30-point performance in the same game since Nov. 29, 2024.

The win pushes Vanderbilt's overall record to 23-2 and 9-2 in SEC play. The Commodores match the best start in program history through 25 games, equalling the 1992-93 Final Four team. The Does are also 9-2 in conference action for the first time since the 2008-09 campaign.

Blakes' 34-point effort marks her third-straight game with 30-plus points. She is the first Commodore since 1999-00 to record three consecutive games with 30 or more points, while she is the fourth SEC player this century to accomplish the feat. Blakes joins Iowa State's Audi Crooks as the only two NCAA players this season who have posted three-straight 30-point performances, as Crooks had a five-game stretch from Nov. 30 to Dec. 31. Blakes' 34 points vs. Oklahoma extends her double-digit scoring streak to 44 games, which is the third-longest active streak in the nation and longest in the SEC.

Galvan's 30-point performance established a new career-high in scoring for the freshman point guard. The Deerfield, Illinois, native's 30 points vs. Oklahoma are the most scored by a freshman in an SEC game this season, while it is the second-most points registered in any game by an SEC freshman.

Vanderbilt had four starters tally double-digit points in the victory. Senior Justine Pissott collected 16 points, and graduate Ndjakalenga Mwenentanda had 13 points and pulled down a season-best nine rebounds.

The 16-point victory over No. 10/11-ranked Oklahoma is the largest margin of victory over an AP top-10 team for the Does since defeating No. 6 Georgia, 66-44, on Jan. 14, 2010. Overall, it is the program's sixth-widest victory margin over an AP top-10 team since 1999-00.

Vanderbilt shot 45.2 percent from the floor and made 11 3-pointers on the night. The Does made a season-best 25 free throws and forced 22 turnovers, which turned into 26 points off turnovers.

BOX SCORE

Oklahoma - 86															Record: 17-6 (5-0)	
---------------	--	--	--	--	--	--	--	--	--	--	--	--	--	--	--------------------	--