



6 SEC TOURNAMENT CHAMPIONSHIPS • 29 NCAA TOURNAMENTS • 1 FINAL FOUR • 5 ELITE EIGHTS • 14 SWEET SIXTEENS

VANDERBILT

WOMEN'S BASKETBALL

2025-26 GAME NOTES • GAME 25 • vs. #11/11 OKLAHOMA • 8 P.M. CT

2025-26 SCHEDULE

Overall: 22-2 | SEC: 8-2

Home: 12-0 | Away: 6-2 | Neutral: 4-0

AP Poll: 7 | WBCA Coaches Poll: 8 | NET Ranking: 8

Streak: W-2

OCTOBER (1-0)

27 vs. Memphis^{*} (Exhibition) Win 104-68

NOVEMBER (8-0)

3 vs. California^{*} Win 74-65

10 Furman Win 96-48

12 at Austin Peay Win 75-65

19 at Western Kentucky Win 87-49

21 Alabama State Win 92-38

23 Tennessee State Win 99-43

27 vs. Oregon State[%] Win 88-66

29 vs. BYU[!] Win 84-71

DECEMBER (5-0)

3 Virginia[#] Win 81-68

15 South Florida Win 87-58

18 UAlbany Win 64-35

20 Texas Southern Win 96-46

28 Stonehill Win 109-50

JANUARY (7-2)

1 at Arkansas^{*} Win 88-71

4 #5/5 LSU^{*} Win 65-61

8 Missouri^{*} Win 99-68

11 at Texas A&M^{*} Win 91-51

15 at Mississippi State^{*} Win 89-84

19 vs. #7/7 Michigan[!] Win 72-69

22 Auburn^{*} Win 81-53

25 at #2/2 South Carolina^{*} Loss 74-103

30 vs. #17/17 Ole Miss^{*} Loss 75-83

FEBRUARY (2-0)

1 Florida^{*} Win 82-66

5 at #16/16 Kentucky^{*} Win 84-83

9 #11/11 Oklahoma^{*} 8 p.m. ESPN2

12 Texas^{*} 6:30 p.m. SEC Network+

15 at Georgia^{*} 11 a.m. SEC Network

22 Kentucky^{*} 2 p.m. SEC Network+

26 Alabama^{*} 6:30 p.m. SEC Network+

MARCH (0-0)

1 at Tennessee^{*} 1 p.m. ESPN

4-8 SEC Tournament TBD TBD

All times Central • Home games in bold • Neutral games in italics

^{*} | SEC game • # | ACC/SEC Challenge

& | Hoops for St. Jude Tip Off Classic (Memphis, Tenn.) • [^] | Oui-Play Paris (Paris, France)

[%] | Paradise Jam (St. Thomas, USVI) • [!] | Coretta Scott King Classic (Newark, N.J.)

^{\$} | Legacy Arena (Birmingham, Ala.)

Rankings: AP/Coaches Poll • All games times and dates are subject to change

GAME 25



#7/8 VANDERBILT (22-2, 8-2 SEC)

vs. #11/11 OKLAHOMA (17-5, 5-4 SEC)



MONDAY, FEB. 9

8 p.m. CT



NASHVILLE, TENN.

Memorial Gymnasium • 14,326



ESPN2

Courtney Lyle (Play-By-Play) • Stephanie White (Analyst)



94.9 THE FAN

Vanderbilt Athletics App • Jake Lyman

STARTING FIVE

>> Vanderbilt is riding a two-game winning streak coming into Monday, as the Commodores recently picked up an 84-83 win at No. 16 Kentucky on Thursday. Sophomore Mikayla Blakes scored 37 points to lead a trio of double-digit scorers for the Dores in the top-25 road win. Blakes' 37-point performance at Kentucky marked the sixth-most points scored by a Commodore in a road game, while it was tied for the 10th-most points registered in a game in school history. It was Blakes' seventh 30-point game of the season, tying her for the most in the country.

>> Vandy's 22-2 overall record is tied for the best start in school history through 24 games with the 1992-93 Final Four team. The 1992-93 team opened the season at 22-2, then went on to win its next eight games before falling to Texas Tech in Atlanta at the 1993 Final Four.

>> Vanderbilt has won 13-straight games at Memorial Gym. The Commodores are 58-21 at home under head coach Shea Ralph, and 36-9 at home since the start of the 2023-24 season. Four of Vandy's next five contests will take place at Memorial Gym.

>> The Dores are 8-2 in SEC play and are currently in a tie with Tennessee for second in the league standings. Vanderbilt enters the weekend one game back of first-place South Carolina. Vandy is 8-2 in the SEC for the first time since the 2008-09 season, when the Commodores opened league play at 10-2.

>> The Dores and Sooners are meeting for only the fifth time since their first matchup in the second round of the 1986 NCAA Tournament. Monday marks the second time the two schools will face off as SEC members after Oklahoma joined the conference prior to the 2024-25 season. The all-time series is tied at 2-2, with OU winning the last game, 101-81, in Norman on Feb. 20, 2025. Vanderbilt is 1-0 all-time against the Sooners at Memorial Gym, winning the lone contest, 78-66, on Nov. 26, 2011.



TEAM COMPARISON

22-2	Overall Record	17-5
8-2	Conf. Record	5-4
8	NET Ranking	12
84.7	Points Per Game	88.0
62.3	Opp. Per Game	63.9
47.5	Field Goal Pct.	45.5
41.2	Opp. Field Goal Pct.	33.2
36.9	3-Point Pct.	31.6
32.7	Opp. 3-Point Pct.	27.0
75.1	Free Throw Pct.	71.9
36.3	Rebounds Per Game	49.2
+2.5	Rebounding Margin	+11.5
20.0	Assists Per Game	20.7
13.0	Turnovers Per Game	15.8
11.9	Steals Per Game	10.8
4.1	Blocks Per Game	5.4

SERIES HISTORY

Games:	4
Vanderbilt Series Record:	2-2
Games in Nashville:	1-0
Games in Norman, Okla.:	1-2
Neutral Site Games:	0-0
First Meeting:	March 16, 1986 in Norman, Okla., Oklahoma, 86-67
Last Meeting:	Feb. 20, 2025 in Norman, Okla., Oklahoma, 81-101
Last Win:	Dec. 16, 2012 in Norman, 76-63
Last Loss:	Feb. 20, 2025 in Norman, 81-101
Last Home Win:	Nov. 26, 2011, 78-66
Last Road Win:	Dec. 16, 2012, 76-63
Last Neutral Win:	Never
Last Home Loss:	Nov. 26, 2011, 78-66
Last Road Loss:	Feb. 20, 2025, 81-101
Last Neutral Loss:	Never
vs. Oklahoma under Ralph:	0-1
Current Vanderbilt Series Streak:	L-1

ALL-TIME SERIES

Date	Location	Vandy Result	Score
02.20.25	Norman	L	81-101
12.16.12	Norman	W	76-63
11.26.11	Nashville	W	78-66
03.16.86	Norman	L	67-86

PROJECTED STARTERS

1

MIKAYLA BLAKES

G • 5-8 • So.
Somerset, N.J.
Rutgers Prep HS

Points • 25.6
FG% • 45.5
3P FG% • 33.1
Boards • 3.8
Assists • 4.6
Steals • 3.1

3

AUBREY GALVAN

G • 5-6 • Fr.
Deerfield, Ill.
Winnetka Loyola Academy

Points • 11.8
FG% • 40.4
3P FG% • 31.1
Assists • 6.2
Ast/TO • 2.4
Steals • 2.9

13

JUSTINE PISSOTT

G/F • 6-4 • Sr.
Toms River, N.J.
Tennessee

Points • 11.3
FG% • 44.5
3P FG% • 43.6
3P FG PG • 3.0
Boards • 4.6
Assists • 2.6

15

NDJAKALENGA MWENENTANDA

G/F • 6-2 • Gr.
Sioux Falls, S.D.
Texas

Points • 7.7
FG% • 50.8
3P FG% • 36.4
FT% • 87.8
Boards • 3.1
Ast/TO • 1.0

35

SACHA WASHINGTON

F • 6-2 • Gr.
Lawrenceville, Ga.
Collins Hill HS

Points • 10.1
FG% • 61.5
Boards • 7.4
Off. Boards • 3.7
Assists • 1.5
Steals • 1.1



PRONUNCIATION

JADA BROWN

Jay-Duh

AALYAH DEL ROSARIO

Ah-Lee-Uh • Dell Row-zar-E-O

AUBREY GALVAN

GAL-VAN

AGA MAKURAT

Ah-gah • Mock-eww-Rah

AIYANA MITCHELL

Eye-on-Uh

NDJAKALENGA MWENENTANDA

Jack-Uh-LANG-Uh • MWEN-N-Tawn-duh

JUSTINE PISSOTT

Jus-Teen • PUH-sot

SACHA WASHINGTON

Sah-SHUH

MONIQUE WILLIAMS

Mo-NEEK

ROSTER BREAKDOWN

CLASS

GRADUATE (2): Ndjakalenga Mwenentanda, Sacha Washington

SENIOR (2): Jada Brown, Justine Pissott

JUNIOR (4): Aalyah Del Rosario, Madison Greene, Aga Makurat, Aiyana Mitchell

SOPHOMORE (2): Mikayla Blakes, Trinity Wilson

FRESHMAN (3): Ava Black, Aubrey Galvan, Monique Williams

POSITION

CENTER (1): Aalyah Del Rosario

FORWARD (5): Aiyana Mitchell, Justine Pissott, Sacha Washington, Monique Williams, Trinity Wilson

GUARD (8): Ava Black, Mikayla Blakes, Jada Brown, Aubrey Galvan, Madison Greene, Aga Makurat, Ndjakalenga Mwenentanda, Justine Pissott

HOME STATE/COUNTRY

NEW JERSEY (2): MIKAYLA BLAKES, JUSTINE PISSOTT

ARKANSAS (1): JADA BROWN

AUSTRALIA (1): MONIQUE WILLIAMS

COLORADO (1): AIYANA MITCHELL

DOMINICAN REPUBLIC (1): AALYAH DEL ROSARIO

GEORGIA (1): SACHA WASHINGTON

ILLINOIS (1): AUBREY GALVAN

MINNESOTA (1): TRINITY WILSON

NEW HAMPSHIRE (1): AVA BLACK

OHIO (1): MADISON GREENE

POLAND (1): AGA MAKURAT

SOUTH DAKOTA (1): NDJAKALENGA MWENENTANDA



FRONT ROW (L-R) JUSTINE PISSOTT, MIKAYLA BLAKES, SACHA WASHINGTON, JADA BROWN, AUBREY GALVAN, AGA MAKURAT
BACK ROW (L-R) AVA BLACK, NDJAKALENGA MWENENTANDA, MONIQUE WILLIAMS, AALYAH DEL ROSARIO, AIYANA MITCHELL, TRINITY WILSON, MADISON GREENE

2025-26 ROSTER

No.	Name	POS	HT	YR	EXP	Hometown (Previous School)
1	Mikayla Blakes	G	5-8	So.	1V	Somerset, N.J. (Rutgers Prep)
2	Jada Brown	G	5-8	Sr.	3V	Bentonville, Ark. (Bentonville HS)
3	Aubrey Galvan	G	5-6	Fr.	HS	Deerfield, Ill. (Wilmette Loyola Academy)
4	Madison Greene	G	5-6	Jr.	2V	Columbus, Ohio (Pickerington Central HS)
8	Ava Black	G	5-11	Fr.	HS	Auburn, N.H. (Tabor Academy (Mass.))
11	Monique Williams	F	6-3	Fr.	HS	Perth, Australia (Willeton Senior HS)
13	Justine Pissott	G/F	6-4	Sr.	2V	Toms River, N.J. (Tennessee)
14	Aiyana Mitchell	F	6-4	Jr.	2V	Colorado Springs, Colo. (Fountain-Fort Carson HS)
15	Ndjakalenga Mwenentanda	G	6-2	Gr.	TR	Sioux Falls, S.D. (Texas)
24	Aga Makurat	G	6-3	Jr.	2V	Sierakowice, Poland (Sopocka Akademia Tenisowa)
30	Trinity Wilson	C	6-3	So.	1V	Lakeville, Minn. (Lakeville North HS)
32	Aalyah Del Rosario	F	6-6	Jr.	TR	Santo Domingo, D.R. (LSU)
35	Sacha Washington	F	6-2	Gr.	3V	Lawrenceville, Ga. (Collins Hill HS)

COACHING STAFF

HEAD COACH: Shea Ralph • 5th Season • UConn '01

ASSOCIATE HEAD COACH: Tom Garrick • 5th Season • Rhode Island '88

ASSISTANT COACH/RECRUITING COORDINATOR: Ashley Earley • 5th Season • Vanderbilt '05

ASSISTANT COACH/RECRUITING COORDINATOR: Kevin DeMille • 5th Season • UConn '13

ASSISTANT COACH/AST. DIRECTOR OF OPERATIONS: Eric Munding • 4th Season • Memphis '20

ASSISTANT COACH: Kaili McLaren • 1st Season • UConn '10

SEC STANDINGS (AS OF FEB. 7)

Team	SEC	Overall	Streak
3/3 South Carolina	9-1	23-2	W-4
19/17 Tennessee	7-1	15-5	W-1
7/8 Vanderbilt	8-2	22-2	W-2
4/4 Texas	7-2	22-2	W-4
5/5 LSU	7-3	21-3	L-1
13/14 Ole Miss	6-3	19-5	L-1
21/23 Alabama	6-4	20-4	W-1
11/11 Oklahoma	5-4	17-5	L-1
16/16 Kentucky	5-5	18-6	L-1
Georgia (RV/RV)	4-5	18-5	L-2
Missouri	4-6	16-9	W-3
Mississippi State	3-7	16-8	L-2
Florida	2-8	14-11	W-1
Auburn	2-8	13-11	L-5
Texas A&M	1-8	8-10	L-6
Arkansas	0-9	11-13	L-10

POLLS

Associated Press Top 25 Week 13

1) UConn (31)	14) TCU
2) UCLA	15) Baylor
3) South Carolina*	16) Kentucky*
4) Texas*	17) Duke
5) LSU	18) Texas Tech
6) Louisville	19) Tennessee*
7) VANDERBILT	20) West Virginia
8) Michigan*	21) Alabama*
9) Ohio State	22) Maryland
10) Iowa	23) Princeton
11) Oklahoma*	24) Washington
12) Michigan State	25) North Carolina
13) Ole Miss*	*Vanderbilt Opponent

Received Votes: Georgia*, Rhode Island, NC State, Nebraska, Minnesota, Illinois, Oklahoma St., Syracuse, Iowa State, Fairfield, Richmond, Southern Cal

WBCA/USA Today Coaches Top 25 Week 14

1) UConn (31)	14) Ole Miss*
2) UCLA	15) Baylor
3) South Carolina*	16) Kentucky*
4) Texas*	17) Tennessee*
5) LSU*	18) Texas Tech*
6) Louisville	19) Maryland*
7) Michigan*	20) West Virginia
8) VANDERBILT	21) North Carolina
9) Ohio State	22) Duke
10) Iowa	23) Alabama*
11) Oklahoma*	24) Princeton
12) TCU	25) Washington
13) Michigan State	*Vanderbilt Opponent

Received Votes: Iowa State, Georgia*, Oklahoma St., Illinois, Rhode Island, Minnesota, Nebraska, NC State, Virginia, Richmond



**WOMEN'S
BASKETBALL**





TV/RADIO ROSTER



**1 MIKAYLA
BLAKES**

G // 5-8 // So.
Somerset, N.J.
Rutgers Prep HS



**2 JADA
BROWN**

G // 5-8 // Sr.
Bentonville, Ark.
Bentonville HS



**3 AUBREY
GALVAN**

G // 5-6 // Fr.
Deerfield, Ill.
Wilmette Loyola
Academy



**4 MADISON
GREENE**

G // 5-6 // Jr.
Columbus, Ohio
Pickerington
Central HS



**8 AVA
BLACK**

F // 5-11 // Fr.
Auburn, N.H.
Tabor Academy (Mass.)



**11 MONIQUE
WILLIAMS**

F // 6-3 // Fr.
Perth, Australia
Wilton Senior HS



**13 JUSTINE
PISSOTT**

G/F // 6-4 // Sr.
Toms River, N.J.
Tennessee
Red Bank Catholic HS



**14 AIYANA
MITCHELL**

F // 6-4 // Jr.
Colorado Springs, Colo.
Fountain-Fort Carson HS



**15 NDJAKALENGA
MWENENTANDA**

G // 6-2 // Gr.
Sioux Falls, S.D.
Texas
Washington HS



**24 AGA
MAKURAT**

G // 6-2 // Jr.
Sierakowice, Poland
Sopocka Akademia
Tenisowa



**30 TRINITY
WILSON**

F // 6-3 // So.
Lakeville, Minn.
Lakeville North HS



**32 AALYAH
DEL ROSARIO**

C // 6-6 // Jr.
Santo Domingo, D.R.
LSU
The Webb School
(Tenn.)



**35 SACHA
WASHINGTON**

F // 6-2 // Gr.
Lawrenceville, Ga.
Collins Hill HS

COACHING STAFF



**SHEA
RALPH**

Head Coach
5th Season




**TOM
GARRICK**

Associate
Head Coach
5th Season




**ASHLEY
EARLEY**

Assistant Coach
5th Season



**KEVIN
DeMILLE**

Assistant Coach
5th Season



**ERIC
MUNDINGER**

Assistant Coach
4th Season



**KAILI
McLAREN**

Assistant Coach
1st Season





VANDERBILT WBB QUICK FACTS

HOME ARENA: MEMORIAL GYMNASIUM (14,316)
2024-25 RECORD: 22-11 (.667)
2024-25 SEC RECORD: 8-8 (.500)
POSTSEASON: 0-1 (NCAA FIRST ROUND)
LETTERWINNERS RETURNING/LOST: 8/5
STARTERS RETURNING/LOST: 1/4
NEWCOMERS: 5

THE UNIVERSITY

LOCATION: NASHVILLE, TENN.
UNDERGRADUATE ENROLLMENT: 7,366
TOTAL ENROLLMENT: 13,670
AFFILIATION: NCAA DIVISION I
CONFERENCE: SOUTHEASTERN (SEC)
MASCOT: COMMODORES
COLORS: BLACK & GOLD
CHANCELLOR: DANIEL DIERMEIER
DIRECTOR OF ATHLETICS: CANDICE STOREY LEE
FACULTY ATHLETICS REP: TRACE WILGUS

VANDERBILT WBB STAFF

HEAD COACH: SHEA RALPH • 5TH SEASON
ASSOCIATE HEAD COACH: TOM GARRICK • 5TH SEASON
ASSISTANT COACH/RECRUITING COORD.: ASHLEY EARLEY • 5TH SEASON
ASSISTANT COACH/RECRUITING COORD.: KEVIN DEMILLE • 5TH SEASON
AST. COACH/AST. DIR. OF OPS: ERIC MUNDINGER • 4TH SEASON
ASSISTANT COACH: KAILI MCLAREN • 1ST SEASON
CHIEF OF STAFF/EXECUTIVE DIR. OF OPS: CHRIS BRANN • 5TH SEASON
DIR. OF INTERNAL OPS/ON-CAMPUS RECRUITING COORD.: KOKO NELSON • 5TH SEASON
DIRECTOR OF STRENGTH & CONDITIONING: JENA READY • 2ND SEASON
SENIOR ASSO. ATHLETIC TRAINER: ALLISON SHEPHERD • 5TH SEASON
DIRECTOR OF CREATIVE CONTENT: LEAH DUSTERHOFT • 5TH SEASON
DIR. OF SPECIAL PROJECTS & ATHLETIC CULTURE: WONNE HAWKINS • 2ND SEASON
DIRECTOR OF PLAYER DEVELOPMENT: JORDYN OLIVER • 1ST SEASON
VIDEO COORDINATOR: JT OREM • 2ND SEASON
DIRECTOR OF STUDENT SERVICES: BRITNI LAGEORGE • 9TH SEASON
SPORTS INFORMATION DIRECTOR: CHRIS CASKEY • 3RD SEASON

PROGRAM HISTORY

ALL-TIME RECORD: 930-557 (.625)
ALL-TIME SEC RECORD: 281-283 (.498)
ALL-TIME SEC TOURNAMENT RECORD: 50-39 (.562)
SEC TOURNAMENT TITLES: 6 ('93, '95, '02, '04, '07, '09)
NCAA TOURNAMENT APPEARANCES: 29
NCAA TOURNAMENT RECORD: 40-29 (.560)
LAST NCAA TOURNAMENT APPEARANCE: 2025
LAST POSTSEASON APPEARANCE: 2025 (NCAA)
RECORD UNDER SHEA RALPH: 95-61 (.609)
SEC RECORD UNDER RALPH: 32-42 (.432)
SEC TOURNAMENT RECORD UNDER RALPH: 1-3 (.250)
NCAA TOURNAMENT RECORD UNDER RALPH: 1-2 (.333)
POSTSEASON RECORD UNDER RALPH: 3-3 (2 NCAA, 1 WNIT)

SOCIAL MEDIA

FACEBOOK: /VANDYWBB
INSTAGRAM: @VANDYWBB
TIKTOK: @VANDYWBB
X/TWITTER: @VANDYWBB
WEBSITE: VUCOMMODORES.com

DORE NOTES

PLAY4KAY GAME

Monday will be the annual Play4Kay Game is an annual event at Vanderbilt. The event celebrates the life of legendary NC State head coach Kay Yow and honors all others who have battled cancer.

Vanderbilt senior guard Jada Brown is a 2025-26 Kay Yow Servant Leader Award recipient. The award recognizes student-athletes who exemplify the values of leadership, selflessness and service, embodying the Hall of Fame basketball coach Kay Yow. Brown has played all season with a special patch on her jersey recognizing her as a Kay Yow Servant Leader.

GAME COVERAGE

Monday's contest airs across the country on ESPN2 and in the ESPN app at 8 p.m. CT with Courtney Lyle and Stephanie White on the call. Fans can listen to Jake Lyman locally on 94.9 The Fan and the Vanderbilt Commodores app outside of Nashville.

NATIONAL RANKINGS

The Commodores came in at No. 7 in the Associated Press top 25 and No. 8 in the USA Today/WBCA Coaches poll this week. This season marks the first time since the 2001-02 season that the Dorens have been ranked in the top 10 in both major college women's basketball polls. Vandy has been ranked inside the top 10 in both polls each of the last five weeks, which is the longest stretch since a 20-week streak between the 2000-01 and 2001-02 seasons.

NET RANKING

Vanderbilt holds a NET ranking of eight heading into the weekend. Vandy has collected four Quad 1 wins, four Quad 2 victories and six Quad 3 wins through the first 24 games this season.

The Dorens opened the season at No. 12 in the first NET rankings of the 2025-26 season. The NET is an evaluation tool used by the NCAA Selection Committee to determine seeding and bids.

NAISMITH STARTING 5

Earlier this week, it was announced that graduate Sacha Washington and sophomore Mikayla Blakes were each named to the midseason top 10 list for the Naismith Starting 5. Washington was selected to the Katrina McClain Power Forward of the Year Award midseason top 10 for the first time in her career, while Blakes was named to the Ann Meyers Drysdale Shooting Guard of the Year Award midseason top 10 for the second time.

TOUGH STRETCH

Monday's contest marks the fourth time in the last five games that Vanderbilt will take on a top-25 team. The Commodores are set to face a team currently ranked in the top 25 in four of their five final games to close out the 2025-26 season. Vandy is 3-2 in top-25 games this season, with wins over No. 5/5 LSU (65-61), No. 7/7 Michigan (72-69) and at No. 16/16 Kentucky (84-83).

BLAKES' SCORING STREAK

Sophomore Mikayla Blakes heads into Monday riding a 43-game double-digit scoring streak. It is the second-longest streak by a Commodore since 1999-00. Only Vanderbilt's all-time leading scorer, Chantelle Anderson, has had a longer streak, as she registered 52-straight games with 10-plus points during the 2001-02 and 2002-03 seasons.

Blakes' 43-game double-digit scoring streak is the third-longest active double-digit scoring streak in NCAA Division I, while it is the longest streak in the SEC.

SEEKING ANOTHER TOP 25 WIN

Vandy is seeking a fourth win over a top-25-ranked team this season on Monday. The Dorens have collected three wins over ranked foes for the second-straight season. A win on Monday would mark the first time since 2013-14 that Vanderbilt has won four or more games against ranked opponents.





DORE NOTES

BALANCED SCORING

Vanderbilt has had three or more players score double-digit points in 22 of its 24 games this season. Recently, the Commodores had three players record double-figure points in the win at No. 16/16 Kentucky on Thursday.

JUSTINE'S NOT JUST A SHOOTER

Though known for her sharp-shooting ability, senior Justine Pissott has shown that she is much more than that this season. The 6-4 guard is averaging career bests this season in rebounds (4.6), assists (2.6) and blocks (0.8). Pissott has collected a block shot in eight of her last nine games coming into Monday, as she is averaging 1.2 blocks per game during the streak.

ELITE SCORER

Sophomore Mikayla Blakes' career scoring average of 24.3 points per game is not only tops among all active SEC players, but with Southern Cal's JuJu Watkins missing this season due to injury, the Vanderbilt guard currently holds the highest career scoring average amongst all active NCAA Division I players.

Earlier this season, the Somerset, New Jersey, native recently became the fastest SEC player to score 1,000 points in the NCAA Division I era, accomplishing the feat in 42 games. Blakes is one of nine NCAA Division I players since 1981-82 to score 1,000 points in 42 games or fewer.

DORES PUTTING UP THE POINTS

Vanderbilt is putting up 84.7 points per game through 24 contests this season, which is the 11th-highest scoring average in the nation.

The Dore have scored 85-plus points in 13 games this season, while they've eclipsed the 80-point plateau in 17 games. On Dec. 28, Vandy posted a 109-50 win over Stonehill, as the 109 points are the most the Dore have scored in a game under head coach Shea Ralph.

GAME-BY-GAME STARTERS

Team	G	G	G	F	F	Result
vs. California	Galvan	Blakes	Mwenentanda	Pissott	Washington	W, 74-65
Furman	Galvan	Blakes	Mwenentanda	Pissott	Washington	W, 96-48
at Austin Peay	Galvan	Blakes	Mwenentanda	Pissott	Washington	W, 75-65
at Western Ky.	Galvan	Blakes	Mwenentanda	Pissott	Washington	W, 87-49
Alabama State	Galvan	Blakes	Mwenentanda	Pissott	Washington	W, 92-38
Tennessee State	Galvan	Blakes	Mwenentanda	Pissott	Washington	W, 99-43
vs. Oregon State	Galvan	Blakes	Mwenentanda	Pissott	Washington	W, 88-66
vs. BYU	Galvan	Blakes	Mwenentanda	Pissott	Washington	W, 84-71
Virginia	Galvan	Blakes	Mwenentanda	Pissott	Washington	W, 81-68
South Florida	Galvan	Blakes	Mwenentanda	Pissott	Washington	W, 87-58
UAlbany	Galvan	Blakes	Mwenentanda	Pissott	Washington	W, 64-35
Texas Southern	Galvan	Blakes	Mwenentanda	Pissott	Washington	W, 96-46
Stonehill	Galvan	Blakes	Mwenentanda	Pissott	Washington	W, 109-50
at Arkansas	Galvan	Blakes	Mwenentanda	Pissott	Washington	W, 88-71
at No. 5/5 LSU	Galvan	Blakes	Mwenentanda	Pissott	Washington	W, 65-61
Missouri	Galvan	Blakes	Mwenentanda	Pissott	Washington	W, 99-68
at Texas A&M	Galvan	Blakes	Mwenentanda	Pissott	Washington	W, 91-51
at Mississippi State	Galvan	Blakes	Mwenentanda	Pissott	Washington	W, 89-84
vs. Michigan	Galvan	Blakes	Mwenentanda	Pissott	Washington	W, 72-69
Auburn	Galvan	Blakes	Mwenentanda	Pissott	Washington	W, 81-53
at South Carolina	Galvan	Blakes	Mwenentanda	Pissott	Washington	L, 74-103
vs. Ole Miss	Galvan	Blakes	Mwenentanda	Pissott	Washington	L, 75-83
Florida	Galvan	Blakes	Mwenentanda	Pissott	Washington	W, 82-66
at Kentucky	Galvan	Blakes	Mwenentanda	Pissott	Washington	W, 84-83

LINEUP RECORDS

Galvan/Blakes/Mwenentanda/Pissott/Washington 22-2

STAT SUPERLATIVES

MOST GAMES PLAYED

127 • NDJAKALENGA MWENENTANDA*

MOST GAMES PLAYED AT VANDERBILT

123 • SACHA WASHINGTON

MOST GAMES STARTED

96 • SACHA WASHINGTON

MOST GAMES STARTED AT VANDERBILT

96 • SACHA WASHINGTON

MOST CONSECUTIVE GAMES PLAYED

58 • AIYANA MITCHELL

MOST CONSECUTIVE GAMES STARTED

28 • MIKAYLA BLAKES

GAMES W/ DOUBLE-DIGIT POINTS

	2025-26 CAREER	
MIKAYLA BLAKES	24	56
AUBREY GALVAN	15	15
JUSTINE PISSOTT*	14	23
SACHA WASHINGTON	14	63
NDJAKALENGA MWENENTANDA*	7	25
AIYANA MITCHELL	7	9
AGA MAKURAT	2	6
JADA BROWN	2	4
AVA BLACK	1	1
MADISON GREENE	--	13
AALYAH DEL ROSARIO*	--	4

20-PLUS POINT GAMES 2025-26 CAREER

MIKAYLA BLAKES	19	40
JUSTINE PISSOTT	2	2
AGA MAKURAT	1	1
AUBREY GALVAN	1	1
SACHA WASHINGTON	--	6
MADISON GREENE	--	1
AALYAH DEL ROSARIO*	--	1

30-PLUS POINT GAMES 2025-26 CAREER

MIKAYLA BLAKES	7	12
SACHA WASHINGTON	--	1

40-PLUS POINT GAMES 2025-26 CAREER

MIKAYLA BLAKES	--	2
----------------	----	---

50-PLUS POINT GAMES 2025-26 CAREER

MIKAYLA BLAKES	--	2
----------------	----	---

GAMES W/ DOUBLE-DIGIT REBOUNDS

	2025-26 CAREER	
SACHA WASHINGTON	6	33
AIYANA MITCHELL	2	2
MIKAYLA BLAKES	1	1
JUSTINE PISSOTT	1	1
AALYAH DEL ROSARIO*	--	2
NDJAKALENGA MWENENTANDA*	--	1

DOUBLE-DOUBLES 2025-26 CAREER

SACHA WASHINGTON	5	27
AUBREY GALVAN	2	2
MIKAYLA BLAKES	1	1
AIYANA MITCHELL	1	1
JUSTINE PISSOTT	1	1
AALYAH DEL ROSARIO*	--	1
NDJAKALENGA MWENENTANDA*	--	1

CURRENT DOUBLE-DIGIT SCORING STREAK

43 • MIKAYLA BLAKES

CONSECUTIVE GAMES W/ MADE 3-POINTER

25 • JUSTINE PISSOTT

CONSECUTIVE GAMES W/ AN ASSIST

40 • MIKAYLA BLAKES

CONSECUTIVE GAMES W/ A STEAL

6 • M. BLAKES/A. GALVAN

CONSECUTIVE GAMES W/ A BLOCK

-- • --

* PLAYED AT ANOTHER SCHOOL





PLAYER QUICK NOTES

**1 • MIKAYLA BLAKES**G • 5-8 • So. • Somerset, N.J. (Rutgers Prep HS)
Medicine, Health & Society

	GP-GS	MIN/G	FG%	3FG%	FT%	R/G	A/G	STL	BLK	PTS/G
25-26	24-24	33.8	.455	.331	.840	3.8	4.6	3.1	0.2	25.6
CAREER	57-56	32.8	.456	.338	.866	3.6	3.8	2.7	0.2	24.3

- Ranks 2nd in NCAA in scoring at 25.6 ppg
- Her 43-game double-digit scoring streak is the 3rd-longest active in NCAA
- NCAA Freshman Single-Game Scoring Record Holder w/ 55 pts at Auburn on 2/16/25
- SEC & Vanderbilt Single-Game Scoring Record Holder (55 pts, at Auburn, 2/16/25)
- Six-time All-American & USBWA National FOTY ('25)
- Scored double figures in 56 of her 57 career gms

TOP GAMES

'25-26 SEASON	CAREER
PTS 38 • at Miss. State (01/15/26)	PTS 55 • at Auburn (02/16/25)
REB 10 • at Western Ky. (11/19/25)	REB 10 • at Western Ky. (11/19/25)
AST 8 • 2x, Last: Florida (02/01/26)	AST 8 • 3x, Last: at Florida (02/01/26)


**2 • JADA BROWN**G • 5-8 • Sr. • Bentonville, Ark. (Bentonville HS)
Human & Organizational Development • (Jay-Duh)

	GP-GS	MIN/G	FG%	3FG%	FT%	R/G	A/G	STL	BLK	PTS/G
25-26	24-0	20.6	.378	.385	.846	1.2	1.6	1.2	0.1	3.9
CAREER	88-22	15.2	.320	.317	.811	1.0	0.9	0.6	0.0	2.9

- Kay Yow Servant Leadership Recipient
- Scored season-high 12 points vs. Stonehill (12/28/25)
- Averaging 3.9 ppg off the bench in '25-26
- Two-time SEC Winter Academic Honor Roll
- TikTok account generated 5.7 millions likes & 109,000 followers

TOP GAMES

'25-26 SEASON	CAREER
PTS 12 • Stonehill (12/28/25)	PTS 12 • 2x, Last: Stonehill (12/28/25)
REB 3 • 2x, Last: at Arkansas (01/01/26)	REB 4 (4x) • Last: Radford (12/31/22)
AST 6 • at Texas A&M (01/11/26)	AST 6 • at Texas A&M (01/11/26)

**3 • AUBREY GALVAN**G • 5-6 • Fr. • Deerfield, Ill. (Wilmette Loyola Academy)
Undeclared

	GP-GS	MIN/G	FG%	3FG%	FT%	R/G	A/G	STL	BLK	PTS/G
25-26	24-24	33.7	.404	.311	.821	3.0	6.2	2.9	0.1	11.8
CAREER	24-24	33.7	.404	.311	.821	3.0	6.2	2.9	0.1	11.8

- Leads all NCAA FR in assists/game (6.2) & ast (148)
- Ranks 11th in NCAA in assists & 14th in assists per gm
- First NCAA player since at least 1999-00 to begin career with 7-plus assists & 7-plus rebounds
- Tied Vandy FR. Single-Gm Records for most assists (15) and steals (9) vs. TSU on Nov. 23, 2025
- Works out with WNBA All-Star Jewell Loyd

TOP GAMES

'25-26 SEASON	CAREER
PTS 19 • Missouri (01/08/26)	PTS 19 • Missouri (01/08/26)
REB 9 • vs. California (11/3/25)	REB 9 • vs. California (11/3/25)
AST 15 • Tennessee St. (11/23/25)	AST 15 • Tennessee St. (11/23/25)

**4 • MADISON GREENE**G • 5-6 • Jr. • Columbus, Ohio (Pickerington Central HS)
Medicine, Health & Society

	GP-GS	MIN/G	FG%	3FG%	FT%	R/G	A/G	STL	BLK	PTS/G
25-26	--	--	--	--	--	--	--	--	--	--
CAREER	44-4	20.2	.42.9	.35.4	.81.4	2.0	1.3	1.3	0.0	6.8

- Will miss 2025-26 season due to injury
- Scored a career-high 25 pts at Dayton on 12/19/24
- Led the team in points off the bench at 7.3 ppg in '24-25
- First Dore since 2017-18 to score 25-plus pts off the bench
- Double-digit pts off the bench in 8 games in '24-25

TOP GAMES

'25-26 SEASON	CAREER
PTS -- -- --	PTS 25 • at Dayton (12/19/24)
REB -- -- --	REB 6 • Alabama A&M (12/29/24)
AST -- -- --	AST 6 • Samford (11/22/24)

**8 • AVA BLACK**G • 5-11 • Fr. • Auburn, N.H. (Tabor Academy)
Undeclared

	GP-GS	MIN/G	FG%	3FG%	FT%	R/G	A/G	STL	BLK	PTS/G
25-26	20-0	9.9	.523	.313	.750	2.4	0.5	0.7	1	2.9
CAREER	20-0	9.9	.523	.313	.750	2.4	0.5	0.7	1	2.90

- Made her Vandy debut vs. Furman (11/10)
- Scored career-high 11 pts vs. Ala. State (11/21)
- Ranked as one of New England's Top Prospects
- First player from N.H. in program history
- Attended '23 USA U16 National Trials

TOP GAMES

'25-26 SEASON	CAREER
PTS 11 • Alabama State (11/21/25)	PTS 11 • Alabama State (11/21/25)
REB 6 • 2x, Last: Tenn. St. (11/23/25)	REB 6 • 2x, Last: Tenn. St. (11/23/25)
AST 2 • 2x, Last: Tenn. St. (11/23/25)	AST 2 • 2x, Last: Tenn. St. (11/23/25)

**11 • MONIQUE WILLIAMS**F • 6-3 • Fr. • Perth, Australia (Willeton Senior HS)
Undeclared • (Moh-NEEK)

	GP-GS	MIN/G	FG%	3FG%	FT%	R/G	A/G	STL	BLK	PTS/G
25-26	10-0	4.6	.444	1.000	.333	0.4	0.1	0.0	0.0	1.1
CAREER	10-0	4.6	.444	1.000	.333	0.4	0.1	0.0	0.0	1.1

- Made her Vandy debut vs. Furman (11/10)
- Enrolled after the 2024 Fall semester and begins her in '25-26 with four years of eligibility
- Helped Australia win Silver at the FIBA U20 Women's World Cup & Gold at the FIBA U18 Women's Asia Cup
- Second player from Australia in program history

TOP GAMES

'25-26 SEASON	CAREER
PTS 3 • Texas Southern (12/20/25)	PTS 3 • Texas Southern (12/20/25)
REB 2 • Alabama State (11/21/25)	REB 2 • Alabama State (11/21/25)
AST -- -- --	AST -- -- --

**13 • JUSTINE PISSOTT**G/F • 6-4 • Sr. • Toms River, N.J. (Tennessee)
Human & Organizational Development • (Pih-SOT)

	GP-GS	MIN/G	FG%	3FG%	FT%	R/G	A/G	STL	BLK	PTS/G
25-26	24-24	28.2	.445	.436	.700	4.6	2.6	0.5	0.8	11.3
CAREER	107-52	16.7	.396	.386	.725	2.3	1.0	0.3	0.4	5.9

- Appeared in 80 games and made 52 starts at Vanderbilt
- Holds a 40.4% 3-point field goal % at Vandy
- Averaging career-best 11.3 ppg in '25-26
- 1st in SEC in 3-Pt Per Gm (3.0) & 3-Pt FGM (71)
- Played at Tennessee as a FR & is the first-known Vandy player to transfer from UT

TOP GAMES

'25-26 SEASON	CAREER
PTS 25 • Texas Southern (12/20/25)	PTS 25 • Texas Southern (12/20/25)
REB 10 • vs. BYU (11/29/25)	REB 10 • vs. BYU (11/29/25)
AST 6 • Furman (11/10/25)	AST 6 • Furman (11/10/25)

**14 • AIYANA MITCHELL**F • 6-4 • Jr. • Colorado Springs, Colo. (Fountain-Carson HS)
Medicine, Health & Society • (EYE-On-Uh)

	GP-GS	MIN/G	FG%	3FG%	FT%	R/G	A/G	STL	BLK	PTS/G
25-26	24-0	17.3	.637	.000	.600	4.8	1.0	1.0	1.0	6.9
CAREER	72-1	11.8	.591	.000	.604	3.0	0.5	0.6	0.7	4.1

- Leads the team pts off bench at 6.9 ppg
- Ranks 14th in SEC & in Blocks (25)
- Scored double-digits in three-straight games off the bench to begin 2025-26
- Shooting 63.7 percent from the field in '25-26
- Played in a team-best 58-straight games

TOP GAMES

'25-26 SEASON	CAREER
PTS 16 • Stonehill (12/28/25)	PTS 16 • Stonehill (12/28/25)
REB 10 • 2x, Last: TX So. (12/20/25)	REB 10 • 2x, Last: TX So. (12/20/25)
AST 3 • 2x, Last: Stonehill (12/28/25)	AST 3 • 2x, Last: Stonehill (12/28/25)

**15 • NDJAKALENGA MWENENTANDA**G • 6-2 • Sr. • Sioux Falls, S.D. (Texas)
Undeclared • (JACK-UH-LANG-UH MWEN-EN-TAWN-DUH)

	GP-GS	MIN/G	FG%	3FG%	FT%	R/G	A/G	STL	BLK	PTS/G
25-26	24-24	20.0	.492	.356	.878	3.0	1.0	1.0	0.4	7.3
CAREER	127-42	14.6	.436	.256	.742	2.4	0.8	0.6	0.3	5.1

- Averaging a career-best 7.3 ppg & 49.2 FG% in '25-26
- Made a personal-best 16 3-Pt FGs in '25-26
- Transferred to Vandy after three seasons at Texas
- Ndjakalenga mean "A gift of luck" from her mom's Luba tribe in Democratic Republic of the Congo
- Won 3 Big 12 titles (2 tour., 1 reg.) and 1 SEC reg. season title at Texas
- Played in 10 NCAA Tour. games and 2 Elite Eights

TOP GAMES

'25-26 SEASON	CAREER
PTS 16 • 2x, Last: Virginia (12/03/25)	PTS 19 • Illinois (03/24/25)
REB 7 • Virginia (12/03/25)	REB 11 • at Miss. State (02/27/25)
AST 4 • Furman (11/10/25)	AST 4 • 5x, Last: Furman (11/10/25)

**24 • AGA MAKURAT**G • 6-2 • Jr. • Sierakowice, Poland (Sopocka Akademia Tenisowa)
Human & Organizational Development • (AH-Gah MOCK-ew-RAH)

	GP-GS	MIN/G	FG%	3FG%	FT%	R/G	A/G	STL	BLK	PTS/G
25-26	22-0	9.8	.463	.447	1.000	1.4	0.6	0.3	0.2	3.9
CAREER	69-3	12.0	.369	.346	.824	1.6	0.6	0.3	0.3	3.8

- Scored a career-high 21 pts vs. Ala. St. (11/21)
- Averaging a career-best 3.9 ppg in '25-26
- Member of the Polish National Team
- First player from Poland in program history
- Appeared in 69 career games with three starts at Vanderbilt

TOP GAMES

'25-26 SEASON	CAREER
PTS 21 • Alabama State (11/21/25)	PTS 21 • Alabama State (11/21/25)
REB 5 • 2x, Last: UAlbany (12/18/25)	REB 7 • at South Carolina (1/28/24)
AST 3 • Tennessee State (11/23/25)	AST 3 • 4x, Last: Tenn. St. (11/23/24)






PLAYER QUICK NOTES

**30 • TRINITY WILSON**

F • 6-3 • So. • Lakeville, Minn. (Lakeville North HS)
Human & Organizational Development

	GP-GS	MIN/G	FG%	3FG%	FT%	R/G	A/G	STL	BLK	PTS/G
25-26	5-0	3.4	1.000	.000	.500	0.6	0.2	0.4	0.0	1.0
CAREER	17-0	4.3	.409	.000	.444	1.1	0.5	0.1	0.1	1.3


- Made season debut vs. Furman (11/10)
- Played in five games, all off the bench,
- Scored career-best 6 pts vs. West Ga. (12/21/24)
- Fourth player from Minnesota in program history and first since 2016-17

**32 • AALYAH DEL ROSARIO**

C • 6-6 • Jr. • Santo Domingo, D.R. (LSU)
Undeclared • (Ah-LEE-UH)

	GP-GS	MIN/G	FG%	3FG%	FT%	R/G	A/G	STL	BLK	PTS/G
25-26	14-0	6.1	.526	.000	.500	1.5	0.8	0.2	0.9	1.9
CAREER	79-1	8.6	.506	.000	.543	2.6	0.3	0.3	0.6	3.2

- Transferred to Vanderbilt after two seasons at LSU
- Played in 65 games with one start with the Tigers
- Appeared in six NCAA Tournament games and has played in the Elite 8 in each of the last two seasons with the Tigers
- First player from Dominican Republic in program history

**35 • SACHA WASHINGTON**

F • 6-2 • Gr. • Lawrenceville, Ga. (Collins Hill HS)
Human & Organizational Development • (Sah-SHUH)

	GP-GS	MIN/G	FG%	3FG%	FT%	R/G	A/G	STL	BLK	PTS/G
25-26	24-24	23.0	.615	.000	.667	7.4	1.5	1.1	0.8	10.1
CAREER	123-96	24.5	.508	.000	.644	7.3	1.1	1.1	1.0	10.2

- Leads team in rebounding (7.4 rpg)
- Active SEC leader in career rebounds w/ 897
- Only active SEC player w/ over 1,000 pts, 800 reb. and 100 blocks in their career
- One of seven active SEC players w/ 1,000-plus career points
- Ranks 5th All-Time at VU in Reb (897) & 10th in blks (126)
- Ranks 25th in school history w/ 1,250 pts
- Has 27 career double-doubles

**HC • SHEA RALPH**

Fifth Season • UConn '01
7-Time NCAA National Champion • 2000 NCAA Final Four MOP

- 95-61 overall record through five seasons at Vanderbilt
- Led the Commodores to each of the last two NCAA Tournaments, marking the first time Vanderbilt has earned consecutive March Madness bids since going to 15-straight from 1999-2014
- First Vanderbilt women's coach to defeat Tennessee twice in the same season (2024-25)
- Guided Vanderbilt to its first NCAA Tournament bid since the 2014 NCAA Tournament in 2023-24 and posted the Dores' first NCAA Tournament victory since 2013
- Posted the largest win improvement from one season to next in school history during the 2023-24 season, as Vandy's 23 victories marked an 11-win improvement from 2022-23
- Guided Vandy to a school record six SEC road wins in '23-'24
- Six players have earned All-SEC honors under Ralph

TOP GAMES**'25-26 SEASON**

PTS 2 • 2x, Last: Stonehill (12/28/25)

REB 2 • Texas Southern (12/20/25)

AST 1 • Texas Southern (12/20/25)

CAREER

PTS 6 • West Georgia (12/21/24)

REB 5 (2x) • Last: APSU (11/8/24)

AST 1 (6x) • Last: Tx South (12/20/25)

TOP GAMES**'25-26 SEASON**

PTS 5 • 2x, Last: at WKU (11/19/25)

REB 5 • Alabama State (11/21/25)

AST 2 • 3x, Last: Tx South (12/20/25)

CAREER

PTS 27 • McNeese St. (12/12/23)

REB 10 (2x) • Last: Coppin St. (12/20/23)

AST 2 • 4x, Last: Tx South (12/20/25)

TOP GAMES**'25-26 SEASON**

PTS 18 • Auburn (01/22/26)

REB 16 • Missouri (01/08/26)

AST 6 • vs. BYU (11/29/25)

CAREER

PTS 33 • vs. La. Tech (12/03/22)

REB 17 • Fairfield (11/12/23)

AST 7 • Fairfield (11/12/23)

RALPH COACHING CAREER AT VANDERBILT

SEASON	OVERALL	SEC	SEC FINISH	POSTSEASON
2021-22	16-19	4-12	T-12th	WNIT, Sweet 16
2022-23	12-19	3-13	12th	--
2023-24	23-10	9-7	6th	NCAA, 1st Rd
2024-25	22-11	8-8	T-8th	NCAA, 1st Rd
2025-26	22-2	8-2	--	
TOTAL	95-61	32-42		2 NCAA, 1 WNIT

DORE NOTES

SHOWING RANGE

Vanderbilt ranks fifth in the nation in 3-pointers made per game at 9.8, while its 36.9 percent 3-point field goal percentage is 16th-best in the country.

Senior Justine Pissott leads the SEC with 71 made 3-pointers, which also is 13th-most in the nation. Her 43.6 percent success rate from behind the arc is second-best in the SEC.

CAREER-BEST SEASON

A total of four Vandy upperclassmen are having career-best seasons in 2025-26. Senior Justine Pissott (11.3 ppg), graduate Ndjakalenga Mwenentanda (7.3 ppg), junior Aiyana Mitchell (6.9 ppg) and junior Aga Makurat (3.9 ppg) are all posting career-high scoring averages through the first 24 games of the season.

JADA BROWN FROM DOWNTOWN

Senior Jada Brown has been a spark plug in a reserve role for Vandy this season, as she has hit a team-best 20 3-point field goals off the bench. Brown had made at least one 3-pointer in eight of her last 11 games coming off the bench.

NDJAKALENGA LIGHTS UP FROM DEEP

Graduate Ndjakalenga Mwenentanda has found her stroke from behind the arc to begin her lone season as a Commodore, as the Texas transfer is shooting a career-best 35.6 percent (16-of-45) on 3-point field goals. The 6-2 guard has made 16 3-pointers in nine games this season after only making seven during her entire 103-game career at Texas. Recently, Mwenentanda hit a career-high three 3-point field goals at No. 2/2 South Carolina.

WASHINGTON BREAKS INTO THE TOP 10

Graduate Sacha Washington recently broke into the top 10 in school history in both career rebound and blocks. Washington currently is fifth on Vanderbilt's all-time rebounding (897) list and 10th blocks (126) lists.

The 6-2 forward leads all active SEC players in rebounds, while she is the only active SEC player to amass over 1,000 points, 800 rebounds and 100 blocks in their career.



DORE NOTES

ONE OF THE NATION'S BEST SCORERS

Sophomore Mikayla Blakes leads the SEC in scoring at 25.6 points per game, as average that also ranks second-best nationally. In SEC play, Blakes is putting up 28.9 points per game through 10 league games.

The 5-8 guard scored a season-high 38 points at Mississippi State on Jan. 15. Blakes has scored 25-plus points in 12 games this season, while she has tallied 30-plus points in a contest seven times, which is tied for the most 30-point performances in the country this season.

COLLECTING MULTIPLE TOP-10 WINS

Vanderbilt's 72-69 win over No. 7/7 Michigan marked the team's second victory over a top-10 team this season. It is the first time since the 2008-09 season that Vandy has knocked off multiple top-10 teams in the same season, as it happened four times in the 2008-09 season.

TALL DORES

Vanderbilt has eight players who are 6-2 or taller on its 2025-26 season, with the tallest player being 6-6 center Aalyah Del Rosario. The 2025-26 Commodores hold an average height of 6-1, a growth spurt of four inches compared to their team average height of 5-10 from a season ago.

The increase in height on the roster has allowed the Dorees to rank 56th in the NCAA in blocks per game at 4.1. Junior Aiyana Mitchell is 17th in the SEC in blocks with 25, while her 1.04 blocks per game is 16th-best in the conference.

TEAMWORK MAKES THE DREAM WORK

The Commodores rank in the top 10 nationally in assists per game and assist-to-turnover ratio. Vanderbilt is sixth in the nation in assists per game at 20.0, while the Dorees' 1.54 assist-to-turnover ratio ranks sixth in NCAA Division I.

Freshman Aubrey Galvan (17th; 2.43) ranks in the top 20 nationally in assist-to-turnover ratio and also sits in the top 15 in the country in assists (11th; 148) and assists per game (14th; 6.2). Galvan leads all freshmen nationally in assists per game and total assists.

RECEIVING HIGH MARKS NATIONALLY

Vanderbilt ranks in the top 25 nationally in 13 different categories. That includes winning percentage (4th; 91.3%), 3-pointers per game (5th; 9.8), assist per game (6th; 20.0), assist-to-turnover ratio (6th; 1.54), scoring margin (10th; 22.4), turnover margin (9th; 8.46), scoring offense (11th; 84.7), field goal percentage (15th; 47.5), 3-point percentage (16th; 36.9), steals per game (20th; 11.9), turnovers forced per game (20th; 21.42), 3-point attempts per game (20th; 26.4) and turnovers per game (24th; 13.0).

MITCH'S BREAKOUT

Junior Aiyana Mitchell has enjoyed a breakout to open the 2025-26 season, as the 6-4 forward is averaging a career-best 6.9 points and 4.8 per game off the bench. Mitchell opened the season with three-straight double-digit scoring performances and scored a career-high 16 points vs. Stonehill on Dec. 28.

TV READY

Vanderbilt has 12 nationally televised games during the 2025-26. Vanderbilt plays on ESPN, ESPN2, or ESPNU a total of six times and will have five games on SEC Network in 2025-26. The Dorees play once on FOX for the Coretta Scott King Classic on Jan. 19.

SACHA & MIKAYLA MOVING UP THE VANDY SCORING LIST

Graduate Sacha Washington and sophomore Mikayla Blakes are each climbing up the Vanderbilt all-time scoring list this season. The Commodore duo are just one of two sets of teammates in the SEC to have scored 1,000-plus career points, joining LSU who has three players.

Blakes, who became the fastest Commodore to score 1,000 career points earlier this season (42 gms), is 22nd on Vandy's all-time scoring list with 1,383 points. She needs eight points to move past Debroah Denton (1,390; 1986-89) for 19th on the list and 12 points to move into 18th, which is held by Julie Powell (1,394; 1991-94).

Washington is currently 25th on Vanderbilt's all-time scoring list with 1,250 points. She needs 46 points to move past Na'Sheema Hillmon (1,295; 1995-98-88) for 24th.

AUBREY THE BALLER

Freshman Aubrey Galvan has made an immediate impact on Vanderbilt, as the 5-6 point guard leads all NCAA Division I freshmen in assists (148) and assist per game (6.2). The Deerfield, Illinois, native ranks in the top 15 nationally in both assists (11th) and assists per game (14th).

Galvan is the first NCAA Division I women's basketball player since at least 1999-00 to register 7-plus assists and 7-plus rebounds in back-to-back games to begin her career. She dished out seven assists and pulled down nine rebounds vs. California in her collegiate debut in Paris, France, on Nov. 3, then had eight assists and seven rebounds vs. Furman on Nov. 10.

The point guard set the Vanderbilt freshman single-game records for most assists and most steals in a game, as Galvan had 15 helpers and nine steals against Tennessee State on Nov. 23.

TAKING CARE OF BUSINESS AT HOME

Vanderbilt has won 13-straight games at Memorial Gym. The Commodores are 58-21 at home under head coach Shea Ralph, and 36-9 at home since the start of the 2023-24 season.

ROAD WARRIORS

The Commodores are 10-2 in road and neutral site games this season. Vanderbilt is 14-8 in SEC road games since the start of the 2023-24 season. Vandy won a program record six road games in 2023-24. Overall, Vanderbilt is 21-9 in true road games since the 2023-24 campaign.

NONCONFERENCE DOMINATION

The Commodores are 63-19 against nonconference foes in the Ralph era. Vanderbilt has won 20 consecutive regular-season games against non-SEC teams.

STARTERS OUTPUT

All five Vanderbilt starters scored 15-plus points on the 99-68 win over Missouri on Jan. 8. It marks the first time since 1999-00 that the Commodores have had all five starters register 15 or more points in a game. It is only the second occurrence in the SEC since 1999-00, as Arkansas also accomplished the feat against Florida on Jan. 5, 2023.

RETURNING TO THE GARDEN STATE

Monday's contest in the Coretta Scott King Classic will be a homecoming for a pair of Commodores, as senior Justine Pissott and sophomore Mikayla Blakes return to their home state. Pissott is a Tom Rivers, New Jersey, native and had an illustrious prep career at Red Bank Catholic High School in Red Bank. Blakes is from Somerset, New Jersey, and had a standout career at Rutgers Prep in Franklin Township.

The Garden State talents earned McDonald's All-American honors during their prep careers. Both were five-star recruits and ranked inside the top-12 in the ESPNW/HoopGurlz Top 100 in their respective classes.





DORE NOTES

ANOTHER TOP-10 PERFORMANCE FOR BLAKES

All-American Mikayla Blakes' 37-point effort at Kentucky on Feb. 8 marked the 10th-most points scored in a contest in Vanderbilt history. It is the sophomore's fourth top-10 scoring performance during her time at Vandy, as she holds the school record for most points scored in a game with 55 at Auburn on Feb. 16, 2025, and her 53 points at Florida on Jan. 30, 2025, rank second-most in school history. Her 38 points at Mississippi State on Jan. 15 ranks ninth.

SECURING A TOP-FIVE WIN

Vanderbilt collected its first win over a consensus top-five team in 18 seasons when the Dores knocked off then-No. 5/5 LSU, 65-61, at Memorial Gymnasium on Jan. 4.

The last time Vandy beat a team placed inside the top five in both major college women's basketball polls came during the 2008-09 season, when Vandy beat No. 3/3 Auburn, 73-70, at Memorial Gym on Feb. 19, 2009.

A RANKED MATCHUP ON WEST END

The Jan. 4 contest between then No. 12/11 Vanderbilt and then-No. 5/5 LSU marked the first time a ranked Vanderbilt team has hosted a ranked opponent at Memorial Gym since the 2013-14 season. The last time took place on Feb. 2, 2014, when the No. 16/18 Commodores defeated No. 17/15 Texas A&M, 71-59.

Additionally, it was the first top-15 women's basketball matchup at Memorial Gym since 2006-07, when No. 12/12 Vanderbilt posted a 68-58 victory over No. 7/7 LSU on Feb. 22, 2007.

SEC HOME OPENERS

Vanderbilt is 18-5 all-time in SEC home openers. The Commodores are 4-1 under Shea Ralph in the first conference home game of the season. Vanderbilt has won three-straight SEC home openers.

NATIONALLY RECOGNIZED

The national honors are rolling in for Vanderbilt women's basketball All-American Mikayla Blakes on the week of Jan. 5-6, as the sophomore has picked up weekly national honors from four different major media outlets.

Blakes averaged 33.5 points, 6.0 assists and 3.0 steals per game to help the Commodores win back-to-back SEC games to open league play. The Somerset, New Jersey, native's efforts earned her National Player of the Week selections from the Naismith Trophy, the Associated Press, and the United States Basketball Writers Association (USBWA). Blakes was also named to the NCAA's Starting 5 for this week.

The sophomore put on a show in front of a nationally-televised audience on ESPN, as Blakes scored 32 points and dished out four assists to help the Dores defeat No. 5/5 LSU, 65-61, at Memorial Gym this past Sunday.

TAKING CARE OF BUSINESS AT HOME AGAINST NONCONFERENCE

The Dores have won 28-straight nonconference home games dating back to the 2022-23 season. Vanderbilt is 41-3 inside Memorial Gym against non-league teams under head coach Shea Ralph. Overall, Vandy is 55-21 at home under Ralph's direction.

MIKAYLA'S RECORD-SETTING 1,000 POINTS

Sophomore Mikayla Blakes became the fastest Vanderbilt and SEC women's basketball player in the NCAA era to score 1,000 career points with a 28-point outing against Virginia on Dec. 3. Blakes accomplished the feat in 42 games, breaking the previous school record of 57 games held by Chantelle Anderson.

The Vanderbilt All-American is the ninth NCAA women's basketball player to score 1,000 career points in 42 games or fewer since the 1981-82 season. Overall, Blakes is the 13th women's college basketball player to reach the 1,000-point plateau in 42 games or less.

WELL-TRAVELED COMMODORES

Vanderbilt opened the 2025-26 season with a long excursion, as the Commodores endured a 10-day stretch from Oct. 26 to Nov. 4 where they traveled roughly 9,458 miles.

The Commodores began the season playing in a pair of premier women's basketball events. Vandy defeated Memphis, 104-68, in an exhibition game at the FedExForum for the 2025 Hoops for St. Jude® Tip Off Classic. After making the 424-mile round-trip to Memphis, the Dores traveled roughly 9,000 miles round-trip to Paris, France for Oui-Play Paris 2025. The Dores spent Oct. 29-Nov. 4 in the City of Light, and knocked off California, 74-65, on Nov. 3.

JUSTINE'S BIG THANKSGIVING WEEKEND

Senior Justine Pissott had a massive Thanksgiving weekend at the Paradise Jam, as the 6-4 guard was selected to the Island Division All-Tournament team after averaging 17.5 points, 8.0 rebounds and 3.0 assists in a pair of wins to help the Dores win the Paradise Jam Island Division. She hit nine 3-pointers in total in the U.S. Virgin Islands and shot an even 50 percent from behind the arc.

Pissott recorded her first career double-double in Game 2 at the Paradise Jam, as she tallied 18 points to go along with a personal-best 10 rebounds in a victory over BYU.

BLAKES FEAST ON THANKSGIVING

Sophomore Mikayla Blakes scored a season-high 35 points in Thursday's win over Oregon State at the Paradise Island Jam. The guard was efficient throughout the evening for the Commodores, as Blake shot 54.5 percent from the field, going 12-of-22. Her 35-point performance against the Beavers marks the seventh time Blakes has registered 30-plus points in her collegiate career, while it is her second 30-point game of this season. All 35 points Blakes scored came in the first three quarters of play, as the Dores maintained a 20-plus-point lead in the final frame.

AUBREY'S RECORD-MATCHING PERFORMANCE AGAINST TSU

Aubrey Galvan dished out 15 assists and had nine steals to tie the Vandy freshman single-game record in the victory over Tennessee State on Nov. 23. Her 15 helpers against the Tigers matched Ashley Smith's freshman program record, which she set on Nov. 29, 1998, against Hampton. Galvan's nine steals vs. TSU equaled Deborah Denton's record set against New Mexico State on Jan. 4, 1987.

DOUBLE TROUBLE AGAINST THE LADY TIGERS

Graduate Sacha Washington and freshman Aubrey Galvan each had a double-double in Sunday's 99-43 victory over Tennessee State. Washington posted her second double-double of the season with a 13-point, 10-rebound effort against the Lady Tigers, while Galvan flirted with a triple-double, as she scored 16 points to go along with 15 assists and nine steals. It marked the first time a pair of Commodores had a double-double in the same game since Dec. 14, 2024, against Evansville.



DORE NOTES

WASHINGTON'S DOUBLE-DOUBLE IN CLARKSVILLE

Graduate Sacha Washington recorded a double-double in the win at Austin Peay, as the 6-2 forward scored 10 points and pulled down 10 rebounds. It is Washington's 23rd career double-double at Vanderbilt, while it is her first since March 20, 2024, after she missed last season due to a medical condition.

AUBREY IN PARIS

Freshman Aubrey Galvan flirted with a triple-double in her Vanderbilt debut, as the 5-6 guard collected nine rebounds, seven points and seven assists against California in Paris.

Galvan's nine rebounds are the most by a Commodore freshman in their debut since Koi Love's 10-carom effort against Jacksonville State on Nov. 5, 2019.

Her seven assists are the most by a Vanderbilt freshman in their debut since Minta Spears had seven assists against Mississippi Valley State on Nov. 15, 2015.

MITCH'S DOUBLE-DOUBLE OFF THE BENCH IN PARIS

Junior Aiyana Mitchell collected her first career double-double in the 2025-26 season-opening win over California. The 6-4 forward scored a personal-best 12 points pulled down 10 rebounds and had three assists, blocks and steals each in a career-high 25 minutes off the bench. Mitchell is the first Commodore to register a double-double in a reserve role since Leilani Kapinus had an 11-rebound, 10-point effort against Evansville on Dec. 14, 2024.

ELITE SCORER RETURNS

Vanderbilt sophomore Mikayla Blakes returns the fourth-highest scoring average in all of NCAA Division I, as last year's USBWA Tamika Catchings National Freshman of the Year returns 23.3 points per game from a season ago. Blakes is also the top returning scorer among all returning SEC players this season.

WELCOME BACK SACHA

Vanderbilt graduate Sacha Washington played in her first official game for the Commodores in 591 days in Paris after she redshirted the 2024-25 campaign due to a medical condition. The 6-2 forward registered 10 points, eight rebounds and a team-high four steals in 27 minutes of action. It was her 50th career game with 10 points or more.

SEC PROJECTIONS

Expectations are high for the Commodores coming into the 2025-26 season, as the Commodores had their highest placement in the preseason SEC polls under Shea Ralph. Vanderbilt was selected to finish seventh in the preseason SEC media poll, while the league's coaches projected an eighth-place finish for the Does. Vanderbilt has posted back-to-back non-losing campaigns in SEC play, winning a total of 17 conference games over the last two seasons.

Sophomore Mikayla Blakes earned preseason first-team All-SEC honors from both the coaches and media. The guard is the top returning scorer in the SEC this season, as she averaged 23.3 points per game as a freshman a season ago.

ONE OF THE SEC'S BEST RETURNS

Graduate Sacha Washington returns to action after missing the 2024-25 campaign with a medical issue. Now with a clean bill of health, the 6-2 forward looks to pick up where she left off in 2022-23. Washington is the only active SEC player to collect over 1,000 points, 700 rebounds, and 100 blocks in their career.

She became the 41st Commodore to score 1,000 career points during Vanderbilt's 2024 NCAA Tournament run. She comes into the year having amassed 1,008 points, 720 rebounds, 108 blocks, and 105 assists in 99 career games with 72 starts.

2025-26 ROSTER BREAKDOWN

Vanderbilt returns seven players from last season's squad and rounded out the roster with five newcomers. The Commodores also welcomed back the return of graduate Sacha Washington after she redshirted last season due to a medical condition.

Sophomore Mikayla Blakes is the lone returning starter from last year's 22-win team, while Washington has started in 72 career games at Vanderbilt and has averaged double-digit points in each of her three seasons at Vandy. Along with Blakes, the Commodores bring back Jada Brown, Madison Greene, Justine Pissott, Aiyana Mitchell, Aga Makurat and Trinity Wilson.

The Does brought in a pair of NCAA Division I transfers and three high schoolers. Graduate Ndjakalenga Mwenentanda and junior Aalyah Del Rosario bring ample March Madness experience, playing in a combined 16 NCAA Tournament games. Mwenentanda, a 6-2 guard, comes to the Music City after a three-year tenure at Texas, where she started for the Longhorns in the Sweet 16, Elite 8 and Final Four. Del Rosario, a 6-6 center, transferred in from LSU, where she was an All-SEC freshman team selection in 2023-24.

Freshmen Ava Black, Aubrey Galvan and Monique Williams round out the roster. Williams enrolled at Vanderbilt for the 2025 Spring semester and practiced with the team. Black and Galvan come to the program with high profiles, with Black being ranked as one of New England's top prospects and Galvan being the MaxPreps Illinois Player of the Year.



2025-26 HONORS & AWARDS

MIKAYLA BLAKES • So. • 5-8 • G • Somerset, N. J.

- Ann Meyers Drysdale Shooting Guard of the Year Award Midseason Top 10 (Feb. 3)
- TWSA Player of the Week (Feb. 3)
- Co-SEC Player of the Week (Jan. 20)
- TWSA Player of the Week (Jan. 14)
- USA Basketball 2025 5-on-5 Female Athlete of the Year (Jan. 8)
- Naismith Trophy Midseason Top 25 National Player of the Year Watch List (Jan. 7)
- AP National Player of the Week (Jan. 6)
- USBWA Ann Meyers Drysdale National Players of the Week (Jan. 6)
- SEC Co-Player of the Week (Jan. 6)
- NCAA Starting Five (Jan. 5)
- Naismith Trophy National Player of the Week (Jan. 5)
- TWSA Player of the Week (Dec. 9)
- NCAA Starting Five (Dec. 9)
- SEC Co-Player of the Week (Dec. 2)
- USBWA Ann Meyers Drysdale National Players of the Week (Dec. 2)
- Paradise Jam Island Division MVP (Nov. 29)
- Paradise Jam Island Division All-Tournament Team (Nov. 29)
- USBWA Ann Meyers Drysdale Player of the Year Preseason Watch List (Nov. 7)
- WBCA Wade Trophy Player Watch List (Nov. 5)
- USA Today Sports Network Preseason All-America Second Team (Oct. 31)
- Jersey Mike's Naismith Trophy Women's College Player of the Year Watch List (Oct. 30)
- The Athletic Preseason All-America First Team (Oct. 28)
- Preseason Ann Meyers Drysdale Shooting Guard of the Year Award Watch List (Oct. 28)
- Preseason All-SEC First Team - Coaches (Oct. 22)
- Preseason All-SEC First Team - Media (Oct. 13)

SACHA WASHINGTON • Gr. • 6-2 • F • Lawrenceville, Ga.

- Katrina McLain Power Forward of the Year Award Midseason Top 10 (Feb. 5)
- Preseason Katrina McLain Power Forward of the Year Award Watch List (Oct. 30)

AALYAH DEL ROSARIO • Jr. • 6-6 • C • Santo Domingo, D.R.

- Preseason Lisa Leslie Center of the Year Award Watch List (Oct. 31)

JADA BROWN • Sr. • 5-8 • G • Bentonville, Ark.

- Kay Yow Servant Leader Award

AUBREY GALVAN • Fr. • 5-6 • G • Deerfield, Ill.

- SEC Freshman of the Week (Jan. 20)
- SEC Co-Freshman of the Week (Jan. 6)
- SEC Co-Freshman of the Week (Nov. 25)
- NCAA Starting Five (Nov. 25)

JUSTINE PISSOTT • Sr. • 6-4 • G/F • Toms River, N.J.

- Paradise Jam Island Division All-Tournament Team (Nov. 29)

BLAKES AND GALVAN HONORED AGAIN (JAN. 20)

For the second time this season, the Vanderbilt women's basketball backcourt duo of Mikayla Blakes and Aubrey Galvan earned SEC honors in the same week, as the conference office named Blakes the SEC Co- Player of the Week and Galvan was selected as SEC Freshman of the Week on Tuesday.

It is the third time this season that Blakes and Galvan have been honored with a weekly award from the SEC. Blakes picks up SEC Co-Player of the Week honors, sharing with Georgia's Dani Carnegie, after averaging 26.0 points, 5.5 assists and 3.5 rebounds in a pair of Quad 1 wins for the Commodores. Galvan earns her first outright SEC Freshman of the Week award after putting up 14.0 points and 4.0 assists in the two victories at Mississippi State and vs. No. 7/7 Michigan. The Commodore backcourt duo previously earned SEC honors in the same week on Jan. 6.

HONORS & AWARDS NOTES

BLAKES AND GALVAN EARN SEC WEEKLY HONORS (JAN. 6)

Vanderbilt's backcourt duo of Mikayla Blakes and Aubrey Galvan picked up a weekly award from the conference office on Jan. 6, as Blakes was named SEC Co-Player of the Week and Galvan was selected as SEC Co-Freshman of the Week. It is the second time each player has earned a weekly accolade from the SEC this season.

BLAKES NAMED SEC PLAYER OF THE WEEK (DEC. 2)

Mikayla Blakes' Thanksgiving weekend feast at the 2025 U.S. Virgin Islands Paradise Jam earned her SEC Co-Player of the Week honors, as the All-American captures her first weekly award from the conference this season.

Blakes was named the Island Division MVP at the Paradise Jam after averaging 31.0 points, 5.0 assists, 4.0 rebounds and 3.0 steals per game. Her efforts helped the Commodores go 2-0 in the U.S. Virgin Islands to win the Island Division title. The Vanderbilt guard shares the SEC Player of the Week honor with Rori Harmon of Texas.

It is the second time that the sophomore has won SEC Player of the Week, as she previously earned the distinction during her freshman campaign on Feb. 11, 2025. It is Blakes' ninth SEC weekly award in her career, as she was named SEC Freshman of the Week a school-record seven times last season.

BLAKES SELECTED TO USBWA ANN MEYERS DRYSDALE NATIONAL PLAYERS OF THE WEEK (DEC. 2)

Blakes' high-end performance in the U.S. Virgin Islands also earned her a spot on the USBWA Ann Meyers Drysdale National Players of the Week honors. She was one of five players named to this week's squad. It is the first time this season she has been selected to the USBWA's national team of the week.

GALVAN NAMED SEC FRESHMAN OF THE WEEK (NOV. 25)

Aubrey Galvan was named the SEC Co-Freshman of the Week after she tied a pair of school freshman single-game records.

The point guard matched the Vanderbilt freshman single-game record for assists, as well as the freshman single-game record for most steals against Tennessee State. The point guard recorded 15 assists and nine steals against the Lady Tigers in last Sunday's 99-43 victory.

Her 15 helpers vs. TSU matched Ashley Smith's Vanderbilt freshman record for most assists in a game, which she set on Nov. 29, 1998, against Hampton. Her nine steals equaled Deborah Denton's freshman single-game record set against New Mexico State on Jan. 4, 1987.

The Deerfield, Illinois, native averaged 10.3 assists, 7.7 points, 3.7 steals and 3.3 rebounds to help No. 17-ranked Vanderbilt go 3-0 this past week. The guard dished out eight or more assists in all three contests, as she shares SEC Freshman of the Week honors with Alabama's Ace Austin.

TRIO OF DORES RECEIVE PRESEASON HONORS

Vanderbilt had three players selected to a preseason watch list for the Naismith Basketball Hall of Fame Starting 5 Awards. Graduate Sacha Washington was named to the Katrina McClain Power Forward of the Year Award, while sophomore Mikayla Blakes was selected to the Ann Meyers-Drysdale Shooting Guard of the Year Award and junior Aalyah Del Rosario earned a spot on the Lisa Leslie Center of the Year Award.



SEC WEEKLY AWARDS

SEC PLAYER OF THE WEEK

Week 1: Liv McGill, Florida
Week 2: Joyce Edwards, South Carolina
Week 3: Clara Strack, Kentucky
Week 4: Mikayla Blakes, Vanderbilt/Rori Harmon, Texas
Week 5: Madina Okot, Mississippi State
Week 6: Raegan Beers, Oklahoma/Madison Booker, Texas
Week 7: Joyce Edwards, South Carolina
Week 8: Favour Nwaedoz, Mississippi St./ Me'Arah O'Neal, Florida
Week 9: Mikayla Blakes, Vanderbilt/Tonie Morgan, Kentucky
Week 10: Jessica Timmons, Alabama/ Cotie McMahon, Ole Miss
Week 11: Mikayla Blakes, Vanderbilt/ Dani Carnegie, Georgia
Week 12: Dani Carnegie, Georgia/Cotie McMahon, Ole Miss
Week 13: Cotie McMahon, Ole Miss

SEC FRESHMAN OF THE WEEK

Week 1: Bonnie Deas, Arkansas
Week 2: Aaliyah Chavez, Oklahoma
Week 3: Aubrey Galvan, Vanderbilt/Ace Austin, Alabama
Week 4: Aaliyah Chavez, Oklahoma
Week 5: Aaliyah Chavez, Oklahoma
Week 6: Aaliyah Chavez, Oklahoma/Mia Pauldo, Tennessee
Week 7: Harissoum Coulibaly, Auburn/Grace Knox, LSU
Week 8: Jaylah Lampley Mississippi State
Week 9: Aubrey Galvan, Vanderbilt/ Aaliyah Chavez, Oklahoma
Week 10: Mia Pauldo, Tennessee
Week 11: Aubrey Galvan, Vanderbilt
Week 12: Aaliyah Chavez, Oklahoma
Week 13: Madison Francis, Mississippi State



**WOMEN'S
BASKETBALL**

SEC PRESEASON POLLS

2025-26 PRESEASON SEC WOMEN'S BASKETBALL COACHES POLL

- | | |
|-------------------|-----------------------|
| 1) Texas | 9) Alabama |
| 2) South Carolina | 10) Florida |
| 3) LSU | 11) Georgia |
| 4) Oklahoma | 12) Mississippi State |
| 5) Tennessee | 13) Texas A&M |
| 6) Ole Miss | 14) Missouri |
| 7) Kentucky | 15) Auburn |
| 8) Vanderbilt | 16) Arkansas |

SEC PRESEASON PLAYER OF THE YEAR - COACHES

Madison Booker, Texas

ALL-SEC FIRST TEAM - COACHES

Flau'Jae Johnson, LSU
 Mikaylah Williams, LSU
 Raegan Beers, Oklahoma
 Joyce Edwards, South Carolina
 Ta'Niya Latson, South Carolina
 Talaysia Cooper, Tennessee
 Madison Booker, Texas
 Mikayla Blakes, Vanderbilt

ALL-SEC SECOND TEAM - COACHES

Essence Cody, Alabama
 Liv McGill, Florida
 Teonni Key, Kentucky
 Clara Strack, Kentucky
 MiLaysia Fulwiley, LSU
 Cotie McMahon, Ole Miss
 Payton Verhulst, Oklahoma
 Rori Harmon, Texas

2025-26 PRESEASON SEC WOMEN'S BASKETBALL MEDIA POLL

- | | |
|-------------------|-----------------------|
| 1) South Carolina | 9) Alabama |
| 2) Texas | 10) Mississippi State |
| 3) LSU | 11) Florida |
| 4) Tennessee | 12) Georgia |
| 5) Oklahoma | 13) Missouri |
| 6) Ole Miss | 14) Texas A&M |
| 7) Vanderbilt | 15) Auburn |
| 8) Kentucky | 16) Arkansas |

SEC PRESEASON PLAYER OF THE YEAR - MEDIA

Madison Booker, Texas

ALL-SEC FIRST TEAM - MEDIA

Flau'Jae Johnson, LSU
 Reagan Beers, Oklahoma
 Joyce Edwards, South Carolina
 Madison Booker, Texas
 Mikayla Blakes, Vanderbilt

ALL-SEC SECOND TEAM - MEDIA

Clara Strack, Kentucky
 Mikaylah Williams, LSU
 Cotie McMahon, Ole Miss
 Ta'Niya Latson, South Carolina
 Talaysia Cooper, Tennessee
 Rori Harmon, Texas



2025-26 STATISTICAL RANKINGS 2025-26 LEADERS & MISCELLANEOUS STATS

Statistic	RANKING (as of Feb. 7)		
	NCAA	SEC	VALUE
Assist/Turnover Ratio (359 ranked)	6	2	1.54
Assists Per Game (359 ranked)	6	2	20.0
Bench Points Per Game (359 ranked)	179	9	18.5
Blocks Per Game (359 ranked)	56	10	4.1
Field Goal Percentage (359 ranked)	15	4	47.5
Field Goal Percentage Defense (359 ranked)	250	16	41.2
Fouls Per Game (359 ranked)	50	3	14.7
Free Throw Attempts Per Game (359 ranked)	170	13	17.08
Free Throw Percentage (359 ranked)	56	2	75.1
Free Throws Made Per Game (359 ranked)	119	11	12.83
Rebound Margin (359 ranked)	134	11	2.5
Rebounds (Defensive) Per Game (359 ranked)	312	15	22.8
Rebounds (Offensive) Per Game (359 ranked)	76	10	13.5
Rebounds Per Game (359 ranked)	206	15	36.25
Scoring Defense (359 ranked)	135	9	62.3
Scoring Margin (359 ranked)	10	5	22.4
Scoring Offense (359 ranked)	11	5	84.7
Steals Per Game (359 ranked)	20	3	11.9
Three Point Attempts Per Game (359 ranked)	20	3	26.4
Three Point Percentage (359 ranked)	16	5	36.9
Three Point Percentage Defense (359 ranked)	298	14	32.7
Three Pointers Per Game (359 ranked)	5	1	9.8
Turnover Margin (359 ranked)	9	2	8.46
Turnovers Forced Per Game (359 ranked)	20	3	21.42
Turnovers Per Game (359 ranked)	24	3	13.0
Winning Percentage (356 ranked)	4	2	91.7

INDIVIDUAL

RANKING (as of Feb. 7)
NCAA SEC VALUE

MIKAYLA BLAKES

Assist/Turnover Ratio	111	14	1.64
Assists	51	8	110
Assists Per Game	59	8	4.6
Field Goal Attempts	2	1	446
Field Goal Percentage	141	15	45.5
Field Goal Made	4	1	212
Free Throw Attempts	11	1	156
Free Throw Percentage	74	4	84.0
Free Throw Made	7	1	131
Minutes Per Game	102	5	33.76
Points Scored	1	1	614
Points Per Game	2	1	25.6
Steals	14	2	75
Steals Per Game	17	3	3.13
Three Point Attempts	22	4	178
Three Point Percentage	162	13	33.1
Three Pointers Made	54	7	59
Three Pointers Per Game	61	7	2.46

AUBREY GALVAN

Assist/Turnover Ratio	17	4	2.43
Assists	11	3	148
Assists Per Game	14	4	6.2
Minutes Per Game	104	6	33.70
Steals	19	5	70
Steals Per Game	28	7	2.92

JUSTINE PISSOTT

Three Point Attempts	48	6	163
Three Point Percentage	19	2	43.6
Three Pointers Made	13	1	71
Three Pointers Per Game	14	1	2.96

SACHA WASHINGTON

Rebounds	123	9	177
Offensive Rebounds Per Game	23	3	3.7
Rebounds Per Game	160	10	7.4

AIYANA MITCHELL

Blocks Per Game	188	17	1.04
-----------------	-----	----	------

Leading Scorer • Season

Mikayla Blakes • 25.6 ppg

Leader in FG% • Season

Mikayla Blakes • 45.5% (212-466)

Leader in FT% • Season

Mikayla Blakes • 84.0% (131-156)

Leader in 3P FG% • Season

Justine Pissott • 43.6% (71-163)

Leader in 3P FGM • Season

Justine Pissott • 71

Leading Rebounder • Season

Sacha Washington • 7.4 rpg

Leader in Assists • Season

Aubrey Galvan • 6.2 apg

Leader in Steals • Season

Mikayla Blakes • 3.1 spg

Leader in Blocks • Season

Aiyana Mitchell • 1.0 bpg

20-Pt Scoring Games

Mikayla Blakes • 19
Justine Pissott • 2
Aubrey Galvan • 1
Aga Makurat • 1

30-Pt Scoring Games

Mikayla Blakes • 7

40-Pt Scoring Games

--

50-Pt Scoring Games

--

Ind. High Points • Game

38 • Mikayla Blakes
at Mississippi State (01/15/26)

Ind. High Rebounds • Game

16 • Sacha Washington
Missouri (01/08/26)

Ind. High FTM • Game

12 • Mikayla Blakes
Virginia (12/3/25)

Ind. High 3P FGM • Game

7 • Justine Pissott
vs. Texas Southern (12/20/25)

Ind. High Assists • Game

15 • Aubrey Galvan
Tennessee State (11/23/25)

Ind. High Blocks • Game

4 • Aiyana Mitchell (3x)
UAlbany (12/18/25)

Ind. High Steals • Game

9 • Aubrey Galvan
Tennessee State (11/23/25)

Longest Scoring Run

27-0 • vs. Tennessee State (11/23/25)

Longest Scoring Run in SEC

15-0 • vs. Missouri (01/08/26)

Longest Opp. Scoring Run

13-0 • vs. Oregon State (11/27/25)

Longest Opp. Scoring Run in SEC

12-0 • vs. Florida (02/01/26)

Largest Margin of Victory

59 pts • 109-50 • Stonehill (12/28/25)

Largest Margin of Victory in SEC

40 pts • 91-51 • at Texas A&M (01/11/26)

Largest Halftime Lead

46 pts • 56-10 • Tennessee St. (11/23/25)

Largest Halftime Lead in SEC

19 pts • 43-24 • at Texas A&M (01/11/26)

Largest Halftime Deficit

11 pts • 44-55 • at South Carolina (01/25/26)

Largest Halftime Deficit in a Win

9 pts • 25-34 • vs. Florida (02/01/26)

Largest Halftime Lead in a Loss

--

Largest Vandy Lead

64 pts • 101-37 • Stonehill (12/28/25)

Largest Vandy Lead in SEC

43 pts • 91-48 • at Texas A&M (01/11/26)

Largest Vandy Deficit

35 pts • 68-103 • at South Carolina (01/25/26)

Largest Vandy Lead in a Loss

--

Largest Vandy Deficit in a Win

16 pts • 16-32 • vs. BYU (11/29/25)

Largest Vandy Deficit in a Win in SEC

15 pts • vs. Florida (02/01/26)

Largest 2nd Half Deficit in a Win

11 pts • 25-36 • vs. Florida (02/01/26)

2025-26 SCORING HIGH-LOW QUARTERS

Most 1st Quarter Points Scored

34 • Stonehill • 12/28/25

Most 1st Quarter Points Scored (SEC Games)

27 • Missouri • 01/08/26

Fewest 1st Quarter Points Scored

10 • Florida • 02/01/26

Fewest 1st Quarter Points Scored (SEC Games)

10 • Florida • 02/01/26

Most 2nd Quarter Points Scored

28 • at South Carolina • 01/25/26

Most 2nd Quarter Points Scored (SEC Games)

28 • at South Carolina • 01/25/26

Fewest 2nd Quarter Points Scored

7 • LSU • 01/04/26

Fewest 2nd Quarter Points Scored (SEC Games)

7 • LSU • 01/04/26

Most 3rd Quarter Points Scored

32 • Florida • 02/01/26

Most 3rd Quarter Points Scored (SEC Games)

32 • Florida • 02/01/26

Fewest 3rd Quarter Points Scored

12 • at South Carolina • 01/25/26

Fewest 3rd Quarter Points Scored (SEC Games)

12 • at South Carolina • 01/25/26

Most 4th Quarter Points Scored

31 • Missouri • 01/08/26

Most 4th Quarter Points Scored (SEC Games)

31 • Missouri • 01/08/26

Fewest 4th Quarter Points Scored

11 • vs. Michigan • 01/19/26

Fewest 4th Quarter Points Scored (SEC Games)

18 • 2x, Last: at South Carolina • 01/25/26

Most 1st Quarter Points Allowed

33 • at South Carolina • 01/25/26

Most 1st Quarter Points Allowed (SEC Games)

33 • at South Carolina • 01/25/26

Fewest 1st Quarter Points Allowed

5 • Texas Southern • 12/20/25

Fewest 1st Quarter Points Allowed (SEC Games)

12 • 2x, Last: Auburn • 01/22/26

Most 2nd Quarter Points Allowed

25 • vs. Oregon State (11/27/25)

Most 2nd Quarter Points Allowed (SEC Games)

22 • 2x, Last: Kentucky • 02/05/26

Fewest 2nd Quarter Points Allowed

4 • 2x, Last: Texas Southern • 12/20/25

Fewest 2nd Quarter Points Allowed (SEC Games)

10 • at Texas A&M • 01/11/26

Most 3rd Quarter Points Allowed

27 • at South Carolina • 01/25/26

Most 3rd Quarter Points Allowed (SEC Games)

27 • at South Carolina • 01/25/26

Fewest 3rd Quarter Points Allowed

6 • Alabama State • 11/21/25

Fewest 3rd Quarter Points Allowed (SEC Games)

12 • 3x, Last: Florida • 02/01/26

Most 4th Quarter Points Allowed

29 • at Mississippi State • 01/15/26

Most 4th Quarter Points Allowed (SEC Games)

29 • at Mississippi State • 01/15/26

Fewest 4th Quarter Points Allowed

4 • UAlbany • 12/19/25

Fewest 4th Quarter Points Allowed (SEC Games)

12 • 2x, Last: Auburn • 01/22/26





2025-26 OVERALL STATS

Game Records

Record	Overall	Home	Away	Neutral
ALL GAMES	22-2	12-0	6-1	4-1
CONFERENCE	8-2	4-0	4-1	0-1
NON-CONFERENCE	14-0	8-0	2-0	4-0

Score by Periods

Team	1st	2nd	3rd	4th	OT	TOT
Vanderbilt	487	471	582	492	0	2032
Opponents	363	343	372	416	0	1494

Team Box Score

No.	Player				Total		3-Point		F-Throw		Rebounds											
		GP-GS	MIN	AVG	FG-FGA	FG%	3FG-3FGA	3FG%	FT-FTA	FT%	OFF	DEF	TOT	AVG	PF	DQ	A	TO	BLK	STL	PTS	AVG
1	BLAKES, Mikayla	24-24	810:10	33.8	212-466	.455	59-178	.331	131-156	.840	29	63	92	3.8	46	0	110	67	5	75	614	25.6
3	GALVAN, Aubrey	24-24	808:48	33.7	110-272	.404	41-132	.311	23-28	.821	11	62	73	3.0	37	0	148	61	3	70	284	11.8
13	PISSOTT, Justine	24-24	676:50	28.2	97-218	.445	71-163	.436	7-10	.700	21	89	110	4.6	53	0	62	31	19	12	272	11.3
35	WASHINGTON, Sacha	24-24	552:07	23.0	99-161	.615	0-0	.000	44-66	.667	88	89	177	7.4	47	0	36	33	18	27	242	10.1
15	MWENENTANDA, Ndjakalenga	24-24	480:20	20.0	62-126	.492	16-45	.356	36-41	.878	27	45	72	3.0	39	0	23	22	9	24	176	7.3
14	MITCHELL, Aiyana	24-0	414:60	17.3	65-102	.637	0-0	.000	36-60	.600	54	60	114	4.8	44	0	25	25	25	24	166	6.9
2	BROWN, Jada	24-0	493:49	20.6	31-82	.378	20-52	.385	11-13	.846	6	22	28	1.2	28	0	39	23	2	28	93	3.9
24	MAKURAT, Aga	22-0	215:41	9.8	31-67	.463	21-47	.447	2-2	1.000	10	21	31	1.4	16	0	13	10	4	7	85	3.9
8	BLACK, Ava	20-0	198:26	9.9	23-44	.523	5-16	.313	6-8	.750	18	30	48	2.4	28	0	10	9	1	14	57	2.9
32	DEL ROSARIO, Aalyah	14-0	85:57	6.1	10-19	.526	0-0	.000	7-14	.500	8	13	21	1.5	10	0	11	12	12	3	27	1.9
11	WILLIAMS, Monique	10-0	45:45	4.6	4-9	.444	1-1	1.000	2-6	.333	2	2	4	0.4	2	0	1	1	0	0	11	1.1
30	WILSON, Trinity	5-0	17:08	3.4	1-1	1.000	0-0	.000	3-6	.500	1	2	3	0.6	2	0	1	6	0	2	5	1.0
Team											49	48	97					11				
Total		24	4800		745-1567	.475	234-634	.369	308-410	.751	324	546	870	36.3	352	0	479	311	98	286	2032	84.7
Opponents		24	4800		562-1363	.412	157-480	.327	213-306	.696	276	534	810	33.8	425	6	298	514	57	165	1494	62.3

Team Statistics

	VU	OPP
Scoring	2032	1494
Points per game	84.7	62.3
Scoring margin	+22.4	-
Field goals-att	745-1567	562-1363
Field goal pct	.475	.412
3 point fg-att	234-634	157-480
3-point FG pct	.369	.327
3-pt FG made per game	9.8	6.5
Free throws-att	308-410	213-306
Free throw pct	.751	.696
F-Throws made per game	12.8	8.9
Rebounds	870	810
Rebounds per game	36.3	33.8
Rebounding margin	+2.5	-
Assists	479	298
Assists per game	20.0	12.4
Turnovers	311	514
Turnovers per game	13.0	21.4
Turnover margin	+8.5	-
Assist/turnover ratio	1.5	0.6
Steals	286	165
Steals per game	11.9	6.9
Blocks	98	57
Blocks per game	4.1	2.4
Winning streak	2	-
Home win streak	12	-
Attendance	42887	36044
Home games-Avg/Game	12-3574	7-5149
Neutral site-Avg/Game	-	5-3152

Team Results

Date	Opponent		Score	Att.
11/03/2025	vs California	W	74-65	5712
11/10/2025	Furman	W	96-48	2352
11/12/2025	at Austin Peay	W	75-65	1178
11/19/2025	at Western Ky.	W	87-49	1536
11/21/2025	Alabama St.	W	92-38	3733
11/23/2025	Tennessee St.	W	99-43	2508
11/27/2025	vs Oregon St.	W	88-66	824
11/29/2025	vs BYU	W	84-71	324
12/03/2025	Virginia	W	81-68	2661
12/15/2025	South Fla.	W	87-58	2188
12/18/2025	UAlbany	W	64-35	2221
12/20/2025	Texas Southern	W	96-46	2511
12/28/2025	Stonehill	W	109-50	2487
01/01/2026	at Arkansas	W	88-71	3633
01/04/2026	LSU	W	65-61	6576
01/08/2026	Missouri	W	99-68	3141
01/11/2026	at Texas A&M	W	91-51	3426
01/15/2026	at Mississippi St.	W	89-84	4082
01/19/2026	vs Michigan	W	72-69	6742
01/22/2026	Auburn	W	81-53	3241
01/25/2026	at South Carolina	L	74-103	17002
01/30/2026	vs Ole Miss	L	75-83	2158
02/01/2026	Florida	W	82-66	9268
02/05/2026	at Kentucky	W	84-83	5187



Game Records

Record	Overall	Home	Away	Neutral
ALL GAMES	8-2	4-0	4-1	0-1
CONFERENCE	8-2	4-0	4-1	0-1
NON-CONFERENCE	0-0	0-0	0-0	0-0

Score by Periods

Team	1st	2nd	3rd	4th	OT	TOT
Vanderbilt	185	171	239	233	0	828
Opponents	185	169	173	196	0	723

Team Box Score

No.	Player				Total		3-Point		F-Throw		Rebounds											
		GP-GS	MIN	AVG	FG-FGA	FG%	3FG-3FGA	3FG%	FT-FTA	FT%	OFF	DEF	TOT	AVG	PF	DQ	A	TO	BLK	STL	PTS	AVG
1	BLAKES, Mikayla	10-10	369:37	37.0	99-221	.448	28-79	.354	63-71	.887	12	26	38	3.8	22	0	56	35	0	24	289	28.9
3	GALVAN, Aubrey	10-10	344:50	34.5	50-118	.424	17-61	.279	15-17	.882	5	16	21	2.1	17	0	52	28	2	28	132	13.2
35	WASHINGTON, Sacha	10-10	267:20	26.7	46-65	.708	0-0	.000	17-30	.567	40	41	81	8.1	23	0	14	12	8	6	109	10.9
13	PISSOTT, Justine	10-10	295:25	29.5	38-88	.432	29-68	.426	4-6	.667	7	35	42	4.2	25	0	20	13	9	4	109	10.9
15	MWENENTANDA, Ndjakalenga	10-10	203:34	20.4	23-49	.469	7-21	.333	15-16	.938	11	20	31	3.1	18	0	8	8	1	12	68	6.8
14	MITCHELL, Aiyana	10-0	171:39	17.2	20-36	.556	0-0	.000	10-21	.476	17	18	35	3.5	19	0	11	9	6	10	50	5.0
24	MAKURAT, Aga	8-0	63:27	7.9	9-15	.600	8-13	.615	0-0	.000	0	5	5	0.6	5	0	2	5	0	1	26	3.3
2	BROWN, Jada	10-0	205:26	20.5	10-26	.385	9-21	.429	1-2	.500	3	7	10	1.0	12	0	17	11	1	9	30	3.0
8	BLACK, Ava	10-0	63:04	6.3	4-12	.333	1-5	.200	2-3	.667	5	7	12	1.2	8	0	2	4	0	2	11	1.1
11	WILLIAMS, Monique	2-0	05:12	2.6	1-1	1.000	0-0	.000	0-0	.000	0	1	1	0.5	0	0	0	0	0	0	2	1.0
32	DEL ROSARIO, Aalyah	3-0	06:52	2.3	1-1	1.000	0-0	.000	0-0	.000	0	3	3	1.0	0	0	0	5	1	0	2	0.7
30	WILSON, Trinity	1-0	03:35	3.6	0-0	.000	0-0	.000	0-2	.000	0	0	0	0.0	1	0	0	1	0	1	0	0.0
Team											17	20	37					6				
Total		10	2000		301-632	.476	99-268	.369	127-168	.756	117	199	316	31.6	150	0	182	137	28	97	828	82.8
Opponents		10	2000		273-571	.478	69-172	.401	108-143	.755	109	228	337	33.7	197	4	139	201	25	82	723	72.3

Team Statistics

	VU	OPP
Scoring	828	723
Points per game	82.8	72.3
Scoring margin	+10.5	-
Field goals-att	301-632	273-571
Field goal pct	.476	.478
3 point fg-att	99-268	69-172
3-point FG pct	.369	.401
3-pt FG made per game	9.9	6.9
Free throws-att	127-168	108-143
Free throw pct	.756	.755
F-Throws made per game	12.7	10.8
Rebounds	316	337
Rebounds per game	31.6	33.7
Rebounding margin	-2.1	-
Assists	182	139
Assists per game	18.2	13.9
Turnovers	137	201
Turnovers per game	13.7	20.1
Turnover margin	+6.4	-
Assist/turnover ratio	1.3	0.7
Steals	97	82
Steals per game	9.7	8.2
Blocks	28	25
Blocks per game	2.8	2.5
Winning streak	2	-
Home win streak	4	-
Attendance	22226	33330
Home games-Avg/Game	4-5557	5-6666
Neutral site-Avg/Game	-	1-2158

Team Results

Date	Opponent		Score	Att.
01/01/2026	at Arkansas	W	88-71	3633
01/04/2026	LSU	W	65-61	6576
01/08/2026	Missouri	W	99-68	3141
01/11/2026	at Texas A&M	W	91-51	3426
01/15/2026	at Mississippi St.	W	89-84	4082
01/22/2026	Auburn	W	81-53	3241
01/25/2026	at South Carolina	L	74-103	17002
01/30/2026	vs Ole Miss	L	75-83	2158
02/01/2026	Florida	W	82-66	9268
02/05/2026	at Kentucky	W	84-83	5187



MEMORIAL GYMNASIUM



Memorial Gymnasium, the Southeastern Conference's most historic venue for college basketball, serves as the home court for the Vanderbilt Commodores. Dedicated in 1952 as a memorial to all Vanderbilt men and women who served in World War II, the arena was built as a combination gymnasium and concert hall by the late master architect Edwin Keeble. Decades later, the unique style of Memorial Gym—with its benches on the baselines, a playing court that sits above portions of the crowd and deafening acoustics—continues to make the Commodores' home a dreaded stop for opponents.

“Memorial Magic,” with its capacity crowds, overflowing student section and lively pep band, have assisted in numerous Commodore victories. In the stands, fans across middle Tennessee have helped Memorial Gymnasium rank among the NCAA's top 30 attendance leaders on numerous occasions.

In all, Memorial Gym has been expanded three times. Constructed with a seating capacity of 6,583, the University saw its first need to increase seating in 1965 with the addition of two north-side balconies. Two years later, a pair of balancing balconies were erected on the south side of the gym and dubbed “The Balconies That Clyde Lee Built.”

Capacity has fluctuated throughout the history of the building. It reached its highest number of 15,646 in 1969 when 4,000 seats were added in the east and west ends. When chairback seats in the end zones and suites on the north side were installed in the late 1990s capacity lowered to 14,168. Shortly thereafter, university officials removed portions of media press row on the south side in an effort to expand the student section by nearly 150 seats. Official capacity is now 14,326.

YEAR-BY-YEAR HOME RECORD

Year	W-L
2025-2612-0
2024-2513-4
2023-2412-5
2022-239-7
2021-2212-5
2020-21*3-2
2019-2010-6
2018-195-9
2017-184-11
2016-1710-5
2015-1610-6
2014-159-6
2013-1412-5
2012-1312-2
2011-1218-2
2010-1112-3
2009-1012-4
2008-0915-1
2007-0813-3
2006-0715-1
2005-0613-3
2004-0511-3
2003-0411-3
2002-0311-2
2001-0218-1
2000-0116-2
1999-0011-3
1998-999-5
1997-9812-2
1996-9713-1
1995-9613-2
1994-9516-1
1993-9414-2
1992-9315-1
1991-9213-2
1990-9111-3
1989-9015-2
1988-8910-1
1987-8812-2
1986-8715-2
1985-8611-3
1984-856-4
1983-849-3
1982-835-6
1981-8210-4
1980-816-5
1979-806-5
1978-797-5
1977-7810-2
Total.....	536-165 (.765)

Vanderbilt has ranked among the top attendance draws in women's basketball over the years. Here is a year-by-year look at VU's home attendance figures, including where the team has ranked nationally in total attendance since the 1999-00 season:

Year	Games	Total	Average	National Rank (Total)
2025-26	12	42,887	3,574	44th
2024-25	17	71,266	4,192	32nd
2023-24	17	47,479	2,793	53rd
2022-23	16	38,640	2,415	57th
2021-22	18	31,211	1,734	51st
2020-21*	5	209	42	—
2019-20	16	37,391	2,369	54th
2018-19	14	33,129	2,366	64th
2017-18	15	42,705	2,847	45th
2016-17	15	42,685	2,846	40th
2015-16	16	46,496	2,906	37th
2014-15	15	53,280	3,552	30th
2013-14	17	66,338	3,902	25th
2012-13	14	56,309	4,022	24th
2011-12	20	82,261	4,113	23rd
2010-11	15	68,828	4,589	20th
2009-10	16	69,521	4,345	21st
2008-09	16	76,150	4,759	18th
2007-08	17	91,279	5,369	17th
2006-07	16	72,215	4,513	23rd
2005-06	16	65,693	4,106	23rd
2004-05	14	51,682	3,692	31st
2003-04	14	44,352	3,168	33rd
2002-03	13	57,709	4,439	21st
2001-02	19	90,800	4,779	16th
2000-01	18	50,650	2,814	36th
1999-00	14	44,982	3,213	30th
1998-99	14	65,046	4,646	--
1997-98	14	91,056	6,504	--
1996-97	14	67,967	4,854	--
1995-96	15	88,151	5,877	--
1994-95	17	69,788	4,105	--
1993-94	14	73,686	5,253	--
1992-93	14	67,871	4,848	--
1991-92	15	36,266	2,418	--
1990-91	14	20,205	1,443	--
1989-90	17	25,887	1,522	--
1988-89	11	14,265	1,297	--
1987-88	13	7,324	563	--
1986-87	17	12,248	721	--
1985-86	14	5,750	411	--
1984-85	10	4,450	445	--
1983-84	12	8,664	722	--
1982-83	11	6,950	632	--
1981-82	14	6,310	451	--
1980-81	10	2,525	253	--

*Vanderbilt discontinued its 2020-21 season due to the COVID-19 pandemic

Memorial Gym Women's Basketball Crowds Over 10,000

Rank	Attendance	Opponent	Date
1.	15,317	Tennessee	1/30/1993
2.	15,311	Tennessee	2/7/1999
3.	15,187	Tennessee	2/25/1996
4.	14,848	Tennessee	2/16/1998
5.	14,316	Tennessee	2/17/2008
6.	14,168	Tennessee	2/16/2002
7.	13,227	Tennessee	12/31/1994
8.	13,127	Tennessee	1/19/2006
9.	12,645	Tennessee	1/31/1994
10.	12,417	Tennessee	1/19/1997
11.	12,131	Ohio State	1/6/1993
12.	12,034	Tennessee	2/9/2012
13.	12,009	Tennessee	1/25/2007
14.	11,401	Tennessee	2/2/2003
15.	11,386	Tennessee	2/14/2011
16.	10,561	Tennessee	2/15/2004
17.	10,154	Tennessee	1/24/2013
18.	10,149	Tennessee	2/24/2000

RECORDS AT A GLANCE

Points

Game	1.	55 • Mikayla Blakes at Auburn, 2.16.25
	9.	38 • Mikayla Blakes vs. Mississippi State, 1.15.26
	10.	37 • 2x: Jackie Cowan vs. Cheyney State, 2.9.86
	.	Mikayla Blakes at Kentucky, 2.2.26
	'25-26	38 • Mikayla Blakes, at Mississippi State, 01.15.26
Season	1.	855 • Wendy Scholtens, 1989-90
	10.	633 • Jackie Cowan, 1985-86
	'25-26	614 • Mikayla Blakes
Career	1.	2,604 • Chantelle Anderson, 2000-03
	10.	1,618 • Jasmine Lister, 2011-14
	Active	1,383 • Mikayla Blakes, 2025-present

Field Goals Made

Game	1.	19 • Khamil Pierre vs. Evansville, 12.14.24
	.	Chantelle Anderson at Portland State, 12.23.00
	9.	15 • 9 Times, Last: Mikayla Blakes at Auburn, 02.16.25
	'25-26	13 • 2x, Mikayla Blakes, at Arkansas (01/01/26), at Kentucky (02.05.26)
Season	1.	309 • Wendy Scholtens, 1989-90
	10.	244 • Sheri Sam, 1995-96
	'25-26	212 • Mikayla Blakes
Career	1.	1,020 • Chantelle Anderson, 2000-03
	10.	625 • Sheri Sam, 1992-96
	Active	502 • Sacha Washington, 2022-present

Field Goals Attempted

Game	1.	31 • Eva Lemeh at Georgia, 2.16.81
	8.	27 • Mikayla Blakes, vs. California, 11.03.25
	9.	26 • Ciaja Harbison, vs. NC State, 11.24.22
	10.	25 • Four times: Last: Khamil Pierre at Texas, 2.6.25
	'25-26	27 • Mikayla Blakes, vs. California, 11.03.25
Season	1.	571 • Barbara Brackman, 1981-82
	10.	504 • Jackie Cowan, 1985-86
	'25-26	466 • Mikayla Blakes
Career	1.	1,655 • Wendy Scholtens, 1988-91
	10.	1,301 • Carla Thomas, 2004-2007
	Active	1,014 • Mikayla Blakes, 2025-present

Field Goal Percentage

Game (Min. 10 FGM)	1.	1.000 • 4 Times, Last: Hannah Tuomi, 10-10 vs. UF, 2.24.10
	9.	.917 • 3 Times, Last: Ashley Earley, 11-12 at Tenn., 2.13.05
	'25-26	.647 • Mikayla Blakes, 11-17 vs. Tennessee State, 11.23.25
Season (Min. 150 FGM)	1.	.723 (292-404) • Chantelle Anderson, 2000-01
	10.	.602 (103-171) • Nicole Jules, 2005-06
	'25-26	.455 (212-466) • Mikayla Blakes
Career (Min. 400 FGM)	1.	.651 (1,020-1,568) • Chantelle Anderson, 2000-03
	10.	.543 (706-1,301) • Carla Thomas, 2004-07
	Active	.508 (502-989) • Sacha Washington, 2022-present

3-Pointers Made

Game	1.	9 • Ilyana Moore, vs. Alabama State, 12.28.21
	5.	7 • 13 Times, Last: Justine Pissott, vs. Texas Southern, 12.20.25
	'25-26	7 • Justine Pissott, vs. Texas Southern, 12.20.25
	.	
Season	1.	95 • Caroline Williams, 2005-06
	10.	80 • Christina Wirth, 2008-09
	'25-26	71 • Justine Pissott
Career	1.	276 • Christina Foggie, 2011-14
	10.	179 • Michelle Palmisano, 1995-97
	Active	142 • Justine Pissott, 2024-present

3-Pointers Attempted

Game	1.	17 • Christina Foggie vs. Virginia, 11.23.12
	.	17 • Christina Foggie vs. Maryland, 3.28.09
	8.	14 • 3x, Last: Mikayla Blakes, at Miami, 12.04.24
	'25-26	12 • 2x, Last: Justine Pissott, vs. Virginia, 12.03.25
Season	1.	225 • Merideth Marsh, 2009-10
	10.	207 • Merideth Marsh, 2008-09
	.	Ilyana Moore, 2021-22
	'25-26	178 • Mikayla Blakes
Career	1.	735 • Christina Foggie, 2011-14
	10.	460 • Julie Powell, 1991-94
	Active	400 • Mikayla Blakes, 2025-pres.

3-Point Percentage

Game	1.	1.000 • 7 Times, Last: Erin Whalen (5-5) at Alabama, 1.21.18
	'25-26	.700 • Justine Pissott (7-10) vs. Texas Southern, 12.20.25
Season	1.	.505 (48-95) • Caroline Williams, 2004-05
	10.	.446 (37-83) • Christa Reed, 2016-17
	'25-26	.436 (71-163) • Justine Pissott
Career	1.	.465 (238-512) • Caroline Williams, 2004-07
	10.	.394 (145-368) • Donna Harris, 1990-94
	Active	.402 (142-353) • Justine Pissott, 2024-present

Free Throws Made

Game	1.	23 • Mikayla Blakes at Auburn, 2.16.25
	2.	18 • Ashley McElhiney vs. LSU, 2.15.01
	.	18 • Wendy Scholtens at Tenn. Tech, 1.11.89
	5.	16 • Four Times, Last: Mikayla Blakes, at Florida 01.30.25
	'25-26	12 • Mikayla Blakes vs. Virginia, 12.3.25
Season	1.	236 • Wendy Scholtens, 1989-90
	3.	193 • Mikayla Blakes, 2024-25
	10.	134 • Chantelle Anderson, 2000-01
	'25-26	131 • Mikayla Blakes
Career	1.	681 • Wendy Scholtens, 1988-91
	8.	332 • Dee Davis, 1990-94
	9.	324 • Mikayla Blakes, 2025-present
	Active	324 • Mikayla Blakes, 2025-present

Free Throws Attempted

Game	1.	24 • Mikayla Blakes at Auburn, 2.16.25
	2.	19 • Ashley McElhiney vs. LSU, 2.15.01
	3.	18 • 3x, Last: Mikayla Blakes, at Florida, 01.30.25
	'25-26	13 • Mikayla Blakes vs. Virginia, 12.3.25
Season	1.	264 • Wendy Scholtens, 1989-90
	10.	192 • Ciaja Harbison, 2022-23
	'25-26	156 • Mikayla Blakes
Career	1.	785 • Wendy Scholtens, 1988-91
	10.	413 • Dee Davis, 2004-07
	Active	382 • Sacha Washington, 2022-present

Free Throw Percentage

Game	1.	1.000 • 19 Times, Last: Ilyana Moore (10-10) vs Ga., 3.3.24
	25-26	.900 • Mikayla Blakes (9-10), vs. Oregon State, 11.27.25
Season (Min. 50 FTA)	1.	.938 (61-65) • Christa Reed, 2017-18
	5.	.883 (193-218) • Mikayla Blakes, 2024-25
	10.	.871 (54-62) • Christina Wirth, 2006-07
	'25-26	.840 (131-156) • Mikayla Blakes
Career (Min. 180 FTM)	1.	.868 (681-785) • Wendy Scholtens, 1988-91
	2.	.866 (324-374) • Mikayla Blakes, 2025-present
	10.	.793 (195-246) • Christina Wirth, 2006-09
	Active	.866 (324-374) • Mikayla Blakes, 2025-present

Rebounds

Game	1.	22 • Wendy Scholtens, 2x, vs. Lipscomb, 1.9.90
	.	vs. Wright State, 12.9.89
	.	Barbara Brackman, vs. Union, 1.4.83
	10.	19 • 6x, Last: Jennifer Holmes, vs. Florida, 2.25.99
	'25-26	16 • Sacha Washington, vs. Missouri, 01.08.26
Season	1.	389 • Wendy Scholtens, 1989-90
	.	Karen Booker, 1986-87
	6.	315 • Wendy Scholtens, 1988-89
	10.	291 • Sheri Sam, 1989-90
	'25-26	177 • Sacha Washington
Career	1.	1,272 • Wendy Scholtens, 1988-91
	4.	964 • Zuzi Klimesova, 1999-02
	5.	897 • Sacha Washington, 2022-present
	Active	897 • Sacha Washington, 2022-present

Assists

Game	1.	17 • Ashley McElhiney at Louisville, 1.2.03
	2.	15 • 2x, Last: Aubrey Galvan, vs. Tennessee State, 11.23.25
	7.	13 • 5x, Last: Jasmine Lister vs. Tennessee, 2.9.12
	'25-26	15 • Aubrey Galvan, vs. Tennessee State, 11.23.25
Season	1.	262 • Cathy Bender, 1981-82
	10.	168 • Jasmine Lister, 2012-13
	'25-26	148 • Aubrey Galvan
Career	1.	730 • Dee Davis, 2004-07
	10.	438 • Jordyn Cambridge, 2018-24
	Active	215 • Mikayla Blakes, 2025-present

Steals

Game	1.	11 • Eva Lemeh vs. Murray State, 12.14.80
	3.	9 • 4x, Last: Aubrey Galvan, vs. Tennessee State, 11.23.25
	8.	8 • 8x, Last: Khamil Pierre, vs. Evansville, 12.14.24
	'25-26	9 • Aubrey Galvan, vs. Tennessee State, 11.23.25
Season	1.	129 • Jordyn Cambridge, 2021-22
	6.	94 • Eva Lemeh, 1980-81
	10.	89 • Donna Atkinson, 1983-84
	'25-26	75 • Mikayla Blakes
Career	1.	351 • Jordyn Cambridge, 2018-24
	10.	221 • Jennifer Risper, 2006-09
	Active	153 • Mikayla Blakes, 2025-present

Blocked Shots

Game	1.	10 • Angela Gorsica vs. Wingate, 12.28.95
	10.	Heidi Gillingham vs. Middle Tennessee, 1.30.92
	4.	8 • 15 Times, Last: Angela Gorsica vs. DePaul, 2.19.97
	'25-26	4 • Aalyah Del Rosario, vs. UAlbany, 12.18.25
Season	1.	131 • Heidi Gillingham, 1991-92
	10.	57 • Carolyn Peck, 1987-88
	'25-26	25 • Aiyana Mitchell
Career	1.	413 • Heidi Gillingham, 1991-94
	9.	127 • Karen Booker, 1984-87
	10.	126 • Sacha Washington, 2022-present
	Active	126 • Sacha Washington, 2022-present

Points Per Game

Season	1.	25.2 (855 pts) • Wendy Scholtens, 1989-90
	2.	23.3 (769 pts) • Mikayla Blakes, 2024-25
	10.	20.4 • Sheri Sam, 1995-96/Jackie Cowan, 1985-86
	'25-26	25.6 (614 pts) • Mikayla Blakes
Career (Min. 100 GP)	1.	21.3 (122 GP) • Wendy Scholtens, 1988-91
	10.	12.8 (119 GP) • Karen Booker, 1984-87
	Active	10.2 (123 GP) • Sacha Washington, 2022-present

Games Played

Career	1.	137 • Jessica Mooney, 2007-10
	.	137 • Chantelle Anderson, 2000-03
	7.	132 • Six times, Last: Tiffany Clarke, 2010-13
	Active	123 • Sacha Washington, 2022-present

Minutes Played

Game	1.	50 • Karen McGinn vs. Auburn, 12.13.78
	.	50 • Ann Morrow vs. Auburn, 12.13.78
	9.	46 • Chavonne Hammond vs. Kansas, 3.18.00
	.	46 • Ashley Smith vs. George Washington, 12.22.98
	'25-26	40 • 7x, Mikayla Blakes, Last: at Kentucky, 02.05.26
	.	4x, Aubrey Galvan, Last: vs. Ole Miss, 01.30.26
Season	1.	1,298 • Ashley McElhiney, 2001-02
	10.	1,179 • Zuzi Klimesova, 2000-01
	'25-26	809 • Aubrey Galvan
Career	1.	4,626 • Jasmine Lister, 2011-14
	10.	3,779 • Christina Werth, 2006-09
	Active	3,017 • Sacha Washington, 2022-present



THE LAST TIME WHEN...

SCORING

Less than 40 pts	31 • East Tennessee St. • Johnson City, Tenn. • 12.01.22
40-49 pts	49 • Texas A&M • College Station, Texas • 02.15.24
Less than 50 pts & Won	49 • Texas A&M • College Station, Texas • 02.15.24
90-99 pts	91 • Texas A&M • College Station, Texas • 01.11.26
100+ pts (regulation)	109 • Stonehill • Nashville, Tenn. • 12.28.25
100+ pts	109 • Stonehill • Nashville, Tenn. • 12.28.25

OPPONENT SCORING

Less than 35 pts	35 • UAlbany • Nashville, Tenn. • 12.18.25
Less than 40 pts	38 • Alabama State • Nashville, Tenn. • 11.21.25
40-49 pts	46 • Texas Southern • Nashville, Tenn. • 12.20.25
Less than 50 pts & Won	44 • East Tennessee St. • Johnson City, Tenn. • 12.01.22
90-99 pts	96 • Kentucky • Nashville, Tenn. • 01.05.25
100+ pts (regulation)	103 • South Carolina • Columbia, S.C. • 01.25.26
100+ pts	103 • South Carolina • Columbia, S.C. • 01.25.26

FIELD GOAL PERCENTAGE

20.0%-29.9%	27.9% (19-68) • Florida • Gainesville, Fla. • 1.22.23
30.0%-39.9%	35.1% (20-57) • LSU • Nashville, Tenn. • 01.04.26
30.0%-39.9% & Won	35.1% (20-57) • LSU • Nashville, Tenn. • 01.04.26
50.0%-54.9%	50.8% (30-59) • Florida • Nashville, Tenn. • 02.01.26
55.0%-59.9%	56.4% (31-55) • Texas A&M • College Station, Texas • 01.11.26
60.0% or higher	69.8% (44-63) • Stonehill • Nashville, Tenn. • 12.28.25

OPPONENT FIELD GOAL PERCENTAGE

20.0%-29.9%	26.3% (15-57) • Texas Southern • Nashville, Tenn. • 12.20.25
20.0%-29.9% & won	27.4% (17-62) • East Tenn. St. • Johnson City, Tenn. • 12.1.22
30.0%-39.9%	35.3% (18-51) • Texas A&M • College Station, Texas • 01.11.26
30.0%-39.9% & won	38.9% (35-90) • Mississippi State • Nashville, Tenn. • 02.13.25
50.0%-59.9%	56.4% (31-55) • Kentucky • Lexington, Ky. • 02.05.26
50.0%-59.9% & lost	56.4% (31-55) • Kentucky • Lexington, Ky. • 02.05.26
60.0% or higher	61.5% (40-65) • South Carolina • Columbia, S.C. • 01.25.26

FREE THROW PERCENTAGE

Less than 50.0%	37.5% (3-8) • South Florida • Tampa, Fla. • 11.14.24
90.0%-99.9%	90.0% (18-20) • Mississippi State • Starkville, Miss. • 01.15.26
1.000%	15-15 • South Florida • Tampa, Fla. • 12.15.25
1.000% w/ 10 or more makes	15-15 • South Florida • Tampa, Fla. • 12.15.25

OPPONENT FREE THROW PERCENTAGE

Less than 50.0%	0.0% (0-2) • South Florida • Tampa, Fla. • 12.15.25
90.0%-99.9%	90.5% (19-21) • Ole Miss • Birmingham, Ala. • 01.31.26
1.000%	3-3 • South Florida • Tampa, Fla. • 11.14.24
1.000% w/ 10 or more makes	12-12 • Texas A&M • College Station, Texas • 2.10.22

BASKETS MADE

40+ field goals made	44 • Stonehill • Nashville, Tenn. • 12.28.25
10-14 3-point field goals made	11 • Kentucky • Lexington, Ky. • 02.05.26
15+ 3-point field goals made	18 • Texas Southern • Nashville, Tenn. • 12.20.25
Did not make a 3-pointer	0-9 • Butler • Indianapolis • 12.7.23
Made 20+ free throws	29 (29-32) • Auburn • Auburn, Ala. • 02.16.25
Made less than five free throws	3 (3-8) • South Florida • Tampa, Fla. • 11.14.24
Made 5-10 free throws	10 (10-16) • Arkansas • Fayetteville, Ark. • 01.01.26

OPPONENT BASKETS MADE

40+ field goals made	42 • South Carolina • Nashville, Tenn. • 1.14.21
10-14 3-point field goals made	10 • Kentucky • Lexington, Ky. • 02.05.26
15+ 3-point field goals made	15 • Kentucky • Nashville, Tenn. • 01.05.25
Did not make a 3-pointer	0-8 • Ole Miss • Nashville, Tenn. • 2.20.22
Made 20+ free throws	22 (22-26) • Texas • Austin, Texas • 02.06.25
Made less than five free throws	3 (3-6) • Stonehill • Nashville, Tenn. • 12.28.25
Made 5-10 free throws	6 (6-11) • Florida • Nashville, Tenn. • 02.01.26

REBOUNDS

10-20 rebounds	20 • Georgia • Nashville, Tenn. • 2.5.23
21-29 rebounds	21 • Kentucky • Lexington, Ky. • 02.05.26
40-44 rebounds	44 • Auburn • Nashville, Tenn. • 01.22.26
45-49 rebounds	47 • Texas Southern • Nashville, Tenn. • 12.20.25
50+ rebounds	51 • West Georgia • Nashville, Tenn. • 12.21.24
20+ rebound margin	+27 • Austin Peay • Nashville, Tenn. • 11.08.24
30+ rebound margin	+30 • Samford • Nashville, Tenn. • 11.22.24

OPPONENT REBOUNDS

20-24 rebounds	24 • Miami • Coral Gables, Fla. • 12.04.24
25-29 rebounds	25 • Auburn • Nashville, Tenn. • 01.22.26
40-44 rebounds	41 • Michigan • Newark, N.J. • 01.19.265
45-49 rebounds	48 • LSU • Nashville, Tenn. • 01.04.26
50+ rebounds	54 • Oklahoma • Norman, Okla. • 02.20.25
60+ rebounds	65 • Mississippi State • Nashville, Tenn. • 02.13.25
20+ rebound margin	+20 • LSU • Nashville, Tenn. • 01.04.26

STEALS

0-5 steals	4 • Mississippi State • Starkville, Miss. • 01.15.26
10-15 steals	10 • Kentucky • Lexington, Ky. • 02.05.26
16-19 steals	18 • Tennessee State • Nashville, Tenn. • 11.23.25
20+ steals	26 • Stonehill • Nashville, Tenn. • 12.28.25

OPPONENT STEALS

0-5 steals	3 • Kentucky • Lexington, Ky. • 02.05.26
10-15 steals	11 • Ole Miss • Birmingham, Ala. • 01.31.26
15-19 steals	17 • Florida • Nashville, Tenn. • 1.7.24
20+ steals	22 • UCLA • Boston, Mass. • 11.26.95

ASSISTS

0-9 assists	8 • Texas • Austin, Texas • 02.06.25
15-19 assists	16 • Kentucky • Lexington, Ky. • 02.05.26
20-25 assists	24 • Auburn • Nashville, Tenn. • 01.22.26
25-29 assists	27 • Stonehill • Nashville, Tenn. • 12.28.25
30-plus assists	33 • Tennessee State • Nashville, Tenn. • 11.23.25

OPPONENT ASSISTS

0-9 assists	9 • Ole Miss • Birmingham, Ala. • 01.31.26
15-19 assists	15 • Florida • Nashville, Tenn. • 02.01.26
20-25 assists	23 • Kentucky • Lexington, Ky. • 02.05.26
26-30 assists	26 • Ole Miss • Oxford, Miss. • 01.09.25

TURNOVERS

5-10 turnovers	6 • Kentucky • Lexington, Ky. • 02.05.26
20-24 turnovers	20 • South Carolina • Columbia, S.C. • 01.25.26
25-29 turnovers	29 • Ole Miss • Oxford, Miss. • 01.09.25
30-40 turnovers	37 • UCLA • Boston, Mass. • 11.26.95

OPPONENT TURNOVERS

5-10 turnovers	10 • Tennessee • Nashville, Tenn. • 01.19.25
20-24 turnovers	20 • Kentucky • Lexington, Ky. • 02.05.26
25-29 turnovers	25 • Texas A&M • College Station, Texas • 01.11.26
30-40 turnovers	35 • Stonehill • Nashville, Tenn. • 12.28.25

BLOCKED SHOTS

0 Blocks	0 • Kentucky • Lexington, Ky. • 02.05.26
5-9 blocked shots	6 • Texas Southern • Nashville, Tenn. • 12.20.25

OPPONENT BLOCKED SHOTS

0 Blocks	0 • Mississippi State • Starkville, Miss. • 01.15.26
5-9 blocked shots	5 • Florida • Nashville, Tenn. • 02.01.26
10+ blocked shots	14 • South Carolina • Nashville, Tenn. • 1.19.23

MARGIN OF VICTORY

1 point	at Kentucky (84-83) • Lexington, Ky. • 02.05.26
2 points	at Alabama (66-64) • Tuscaloosa, Ala. • 01.26.25
10-19 points	16 • Florida (82-66) • Nashville, Tenn. • 02.01.26
20-29 points	28 • Auburn (81-53) • Nashville, Tenn. • 01.22.26
Back-to-back 20+ points	31 • Missouri (99-68) • Nashville, Tenn. • 01.08.26
	40 • Texas A&M (91-51) • College Station, Texas • 01.11.26
30-39 points	31 • Missouri (99-68) • Nashville, Tenn. • 01.08.26
Back-to-back 30+ points	31 • Missouri (99-68) • Nashville, Tenn. • 01.08.26
	40 • Texas A&M (91-51) • College Station, Texas • 01.11.26
40-49 points	40 • Texas A&M (91-51) • College Station, Texas • 01.11.26
Back-to-back 40+ points	50 • Texas Southern (96-46) • Nashville, Tenn. • 12.20.25
	59 • Stonehill (109-50) • Nashville, Tenn. • 12.28.25
50-59 points	59 • Stonehill (109-50) • Nashville, Tenn. • 12.28.25
Back-to-back 50+ points	50 • Texas Southern (96-46) • Nashville, Tenn. • 12.20.25
	59 • Stonehill (109-50) • Nashville, Tenn. • 12.28.25
60-69 points	66 • Evansville (106-40) • Nashville, Tenn. • 12.14.24
70+ points	70 • Hampton (116-46) • Nashville, Tenn. • 11.29.98
Single-overtime win	at Auburn (98-88) • Auburn, Ala. • 02.16.25
Double-overtime win	at Florida (106-98) • Gainesville, Fla. • 2.6.11
Triple-overtime win	NEVER OCCURRED

OPPONENT MARGIN OF VICTORY

1 point	vs. Florida (53-52) • Greenville, S.C. • 3.3.22
2 points	vs. Missouri (65-63) • Nashville, Tenn. • 1.14.24
10-19 points	15 • Ole Miss (76-61) • Nashville, Tenn. • 02.02.25
20-30 points	29 • South Carolina (103-74) • Columbia, S.C. • 01.25.26
Back-to-back 20+ points	20 (101-81) • Oklahoma • Norman, Okla. • 02.20.25
	28 • South Carolina (82-54) • Nashville, Tenn. • 02.23.25
30-39 points	37 • Alabama (98-61) • Tuscaloosa, Ala. • 1.26.20
40-49 points	48 • South Carolina (96-48) • Nashville, Tenn. • 1.19.23
50-59 points	55 • South Carolina (85-30) • Columbia, S.C. • 01.24.22
60-69 points	63 • South Carolina (106-43) • Nashville, Tenn. • 01.14.21
70+ points	NEVER OCCURRED
Single-overtime win	Alabama (77-71) • Nashville, Tenn. • 2.6.22
Double-overtime win	Mississippi State (85-77) • Nashville, Tenn. • 02.13.25
Triple-overtime win	NEVER OCCURRED





LAST TIME...

A DORE SCORED 20 OR MORE PTS

Mikayla Blakes • 37 Pts at Kentucky • 02.05.26

TWO DORES SCORED 20 OR MORE PTS

Mikayla Blakes • 25 Pts at Texas A&M • 01.11.26

Justine Pissott • 22 Pts at Texas A&M • 01.11.26

AN OPPONENT SCORED 20 OR MORE PTS

Teonni Key • Kentucky • 27 Pts • 02.01.26

TWO OPPONENTS SCORED 20 OR MORE PTS

Me'Arah O'Neal • Florida • 22 Pts • 02.01.26

Liv McGill • Florida • 21 Pts • 02.01.26

A DORE SCORED 30 OR MORE PTS

Mikayla Blakes • 37 Pts at Kentucky • 02.05.26

A DORE SCORED 40 OR MORE PTS

Mikayla Blakes • 55 Pts at Auburn • 02.16.25

A DORE SCORED 50 OR MORE PTS

Mikayla Blakes • 55 Pts at Auburn • 02.16.25

AN OPP. SCORED 30 OR MORE PTS

Raegan Beers • Oklahoma • 30 Pts • 02.20.25

A DORE COLLECTED 15 OR MORE REBS

Sacha Washington • 16 Reb vs. Missouri • 01.08.26

AN OPP. COLLECTED 15 OR MORE REBS

Madina Okot • Mississippi State • 23 Reb • 02.13.25

A DORE COLLECTED 10 OR MORE AST

Aubrey Galvan • 10 Ast vs. Auburn • 01.22.26

AN OPP. COLLECTED 10 OR MORE AST

Tonie Morgan • Kentucky • 10 Assists • 02.05.26

A DORE HAD FIVE OR MORE STL

Aubrey Galvan • 5 Stl vs. Missouri • 01.08.26

AN OPP. COLLECTED FIVE OR MORE STL

Madina Okot • South Carolina • 5 Steals • 01.25.26

A DORE HAD FIVE OR MORE BLK

Sacha Washington • 6 Blk vs. Dayton • 12.20.23

AN OPP. COLLECTED FIVE OR MORE BLK

L'or Mputu • South Florida • 6 Blk • 11.14.24

A DORE MADE 10-PLUS FG

Mikayla Blakes • 13 FGM at Kentucky • 02.05.26

A DORE MADE 10-PLUS FG IN BACK-TO-BACK GAMES

Mikayla Blakes (3) • 10 FGM vs. Ole Miss • 01.31.26

10 FGM vs. Florida • 02.01.26

13 FGM at Kentucky • 02.05.26

AN OPP. MADE 10 OR MORE FG

Teonni Key • Kentucky • 11 FGM • 02.05.26

A DORE ATTEMPTED 20 OR MORE FG

Mikayla Blakes • 25 FGA at Kentucky • 02.05.26

AN OPP. ATTEMPTED 20 OR MORE FG

Yutling Deng • Auburn • 26 FGA • 02.16.25

A DORE MADE 10 OR MORE FREE THROWS

Mikayla Blakes • 11 FTM at Mississippi State • 01.15.26

A DORE MADE 20 OR MORE FREE THROWS

Mikayla Blakes • 23 FTM at Auburn • 02.16.25

AN OPP. MADE 10 OR MORE FREE THROWS

Cotie McMahon • Ole Miss • 11 FTM • 01.31.26

A DORE MADE 5 OR MORE 3-PT FG

Mikayla Blakes • 6 3-Pt FGM at Kentucky • 02.05.26

AN OPP. MADE 5 OR MORE 3-PT FG

Amelia Hassett • Kentucky • 5 3-Pt FGM • 02.05.26

VANDY HAD 5 OR PLAYERS IN DBL FIGURES

Five Players • vs. Missouri • 01.08.26

AN OPP. HAD 5 OR PLAYERS IN DBL FIGURES

South Carolina • Five Players • 01.25.26

VANDY PLAYER HAD A DOUBLE-DOUBLE

Aubrey Galvan • 15 pts, 10 ast • vs. Auburn • 01.22.26

Sacha Washington • 18 pts, 12 reb • vs. Auburn • 01.22.26

A DORE HAD CONSECUTIVE DOUBLE-DOUBLES

Khamil Pierre (2) • 16 pts, 15 reb vs. Tennessee • 03.06.25

17 pts, 10 reb vs. South Carolina • 03.07.25

AN OPP. HAD A DOUBLE-DOUBLE

Teonni Key • Kentucky • 27 pts, 12 reb • 02.05.26

Clara Strack • Kentucky • 14 pts, 15 reb • 02.05.26

VANDY HAD 2 PLAYERS POST A DOUBLE-DOUBLE

Aubrey Galvan • 15 pts, 10 ast • vs. Auburn • 01.22.26

Sacha Washington • 18 pts, 12 reb • vs. Auburn • 01.22.26

AN OPP. HAD 2 PLAYERS POST A DOUBLE-DOUBLE

Teonni Key • Kentucky • 27 pts, 12 reb • 02.05.26

Clara Strack • Kentucky • 14 pts, 15 reb • 02.05.26

VANDY HAD 3 PLAYERS POST A DOUBLE-DOUBLE

vs. Western Kentucky • 11.15.23

Sacha Washington • 18 pts, 10 reb

Jordyn Oliver • 15 pts, 10 reb

Jordyn Cambridge • 11 pts, 13 reb

VANDY PLAYER HAD A TRIPLE-DOUBLE

Jordyn Cambridge • vs. Texas A&M • 3.2.23

15 reb, 13 pts, 10 ast

ALL VANDY PLAYERS THAT PLAYED SCORED

Nine Players at South Carolina • 01.25.26

RECORD WHEN...

2025-26 OVERALL22-2

AT HOME 12-0

ON THE ROAD 6-1

NEUTRAL GAMES 4-1

IN OVERTIME 0-0

IN DOUBLE OVERTIME 0-0

AFTER A WIN 20-1

AFTER A LOSS 1-1

LEADING AFTER 1ST QUARTER 17-0

TRAILING AFTER 1ST QUARTER 4-2

TIED SCORE AFTER 1ST QUARTER 1-0

LEADING AT HALFTIME 18-0

TRAILING AT HALFTIME 4-2

TIED AT HALFTIME 0-0

LEADING AFTER 3RD QUARTER 21-0

TRAILING AFTER 3RD QUARTER 1-2

TIED SCORE AFTER 3RD QUARTER 0-0

OUTSCORING OPP. IN 2ND HALF 21-1

OUTSCORED BY OPP. IN 2ND HALF 1-1

SCORING SAME PTS IN 2ND HALF 0-0

LEADING WITH 5 MIN. REMAINING 21-1

TRAILING WITH 5 MIN. REMAINING 1-1

TIED WITH 5 MIN. REMAINING 0-0

SCORING FEWER THAN 50 POINTS 0-0

SCORING 50-59 POINTS 0-0

SCORING 60-69 POINTS 2-0

SCORING 70-79 POINTS 3-2

SCORING 80-89 POINTS 10-0

SCORING 90-99 POINTS 6-0

SCORING 100+ POINTS 1-0

ALLOWING 39-OR-FEWER POINTS 2-0

ALLOWING 40-49 POINTS 4-0

ALLOWING 50-59 POINTS 4-0

ALLOWING 60-69 POINTS 8-0

ALLOWING 70-79 POINTS 2-0

ALLOWING 80-89 POINTS 2-1

SCORING 90-99 POINTS 0-0

ALLOWING 100+ POINTS 0-1

GAME DECIDED BY 1-POINT 1-0

GAME DECIDED BY 2-3 POINTS 1-0

GAME DECIDED BY 4-5 POINTS 2-1

GAME DECIDED BY 6-9 POINTS 1-0

GAME DECIDED BY 10-19 POINTS 5-0

GAME DECIDED BY 20-29 POINTS 4-1

GAME DECIDED BY 30-39 POINTS 1-0

GAME DECIDED BY 40-49 POINTS 3-0

GAME DECIDED BY 50-59 POINTS 4-0

GAME DECIDED BY 60+ POINTS 0-0

HIGHER FIELD GOAL PERCENTAGE 15-0

LOWER FIELD GOAL PERCENTAGE 7-2

SAME FIELD GOAL PERCENTAGE 0-0

SHOOTING LESS THAN 30% 0-0

SHOOTING 30-39% 2-0

SHOOTING 40-49% 14-2

SHOOTING 50+% 6-0

OPP. SHOOTING LESS 30% 5-0

OPP. SHOOTING 30-39% 5-0

OPP. SHOOTING 40-49% 11-0

OPP. SHOOTING 50+% 1-2

MORE MADE 3-PT THAN OPP. 17-1

FEWER MADE 3-PT THAN OPP. 3-0

SAME 3-PT MAKES AS OPP. 2-1

MAKING FEWER THAN FIVE 3-PT FG 1-1

MAKING BETWEEN 5-9 3-PT FG 7-0

MAKING 10-14 3-PT FG 12-1

MAKING 15+ 3-PT FG 1-0

ALLOWING FEWER THAN 5 3-PT FG 4-1

ALLOWING BETWEEN 5-9 3-PT FG 15-0

ALLOWING 10+ 3-PT FG 3-1

MAKING MORE FREE THROWS 18-0

MAKING FEWER FREE THROWS 3-2

MAKING SAME FREE THROWS 1-0

MAKING FEWER THEN 10 FREE THROWS 3-1

MAKING 10-19 FREE THROWS 19-1

MAKINGS 20+ FREE THROWS 0-0

OPP. MAKES 0-10 FREE THROWS 14-0

OPP. MAKES 10-19 FREE THROWS 8-2

OPP. MAKES 20+ FREE THROWS 0-0

OUTREBOUNDING OPP. 13-0

OUTREBOUNDED BY OPP. 8-2

SAME TOTAL OF REBOUNDS 1-0

FEWER THAN 10 ASSISTS 0-0

10-19 ASSISTS 11-2

20+ ASSISTS 11-0

NO BLOCKS 1-0

1-4 BLOCKS 12-2

5+ BLOCKS 9-0

COMMITTING FEWER TURNOVERS 19-1

COMMITTING MORE TURNOVERS 2-1

COMMITTING SAME TURNOVERS 1-0

FORCING FEWER THAN 10 TURNOVERS 0-0

FORCING 10-19 TURNOVERS 7-1

FORCING 20-29 TURNOVERS 14-1

FORCING 30+ TURNOVERS 1-0

IN DAY GAMES 11-2

IN NIGHT GAMES 11-0

ON SUNDAY 4-1

ON MONDAY 4-0

ON TUESDAY 0-0

ON WEDNESDAY 3-0

ON THURSDAY 7-0

ON FRIDAY 1-1

ON SATURDAY 3-0

IN NOVEMBER 8-0

IN DECEMBER 5-0

IN JANUARY 7-2

IN FEBRUARY 2-0

IN MARCH 0-0

VS. SEC 8-2

VS. SEC AT MEMORIAL GYM 4-0

VS. SEC ON THE ROAD 4-1

VS. SEC IN NEUTRAL SITES 0-1

VS. RANKED OPPONENTS 3-2

VS. OPPONENTS RECEIVING 0-0

WINNING THE OPENING TIP 14-0

LOSING THE OPENING TIP 8-2

WEARING WHITE 11-0

WEARING VANDY SCRIPT WHITE 3-0

WEARING GRAY 1-0

WEARING GOLD 1-0

WEARING BLACK 4-2

WEARING V-LOGO BLACK 2-0

WEARING PLAY4KAY JERSEY 0-0





2025-26 GAME LEADERS

OPPONENT	DATE	SCORE	W/L	POINTS	REBOUNDS	ASSISTS	STEALS	BLOCKS
vs. California	11-03-25	74-65	W	Blakes (27)	Mitchell (10)	Galvan (7)	Washington (4)	Mitchell/Pissott (3)
Furman	11-10-25	96-48	W	Mwenentanda (16)	Galvan (7)	Galvan (8)	Blakes (4)	Blakes/Makurat (1)
at Austin Peay	11-12-25	75-65	W	Blakes (26)	Washington (10)	Pissott (4)	Washington (3)	Washington (2)
at Western Kentucky	11-19-25	87-49	W	Blakes (30)	Blakes (10)	Galvan (8)	Blakes (6)	Del Rosario (3)
Alabama State	11-21-25	92-38	W	Makurat (21)	Washington (7)	Galvan (8)	Blakes (4)	Del Rosario/Washington (2)
Tennessee State	11-23-25	99-43	W	Blakes (24)	Washington (10)	Galvan (15)	Galvan (9)	Del Rosario/Mitchell/Washington (2)
vs. Oregon State	11-27-25	88-66	W	Blakes (35)	Pissott/Washington (6)	Blakes/Pissott (4)	Galvan (6)	Mitchell (2)
vs. BYU	11-29-25	84-71	W	Blakes (27)	Washington (12)	Blakes/Washington (6)	Blakes/Galvan (3)	Washington (1)
Virginia	12-03-25	81-68	W	Blakes (28)	Blakes/Mwenentanda/Washington (7)	Galvan (8)	Blakes (4)	Mitchell (3)
at South Florida	12-15-25	87-58	W	Blakes (19)	Blakes/Pissott/Washington (6)	Galvan (8)	Blakes (3)	Mitchell (2)
UAlbany	12-18-25	64-35	W	Blakes (17)	Galvan/Mitchell (6)	Blakes/Galvan (4)	Blakes (6)	Mitchell (4)
Texas Southern	12-20-25	96-46	W	Pissott (25)	Mitchell (10)	Galvan (11)	Black/Blakes/Mitchell (3)	Mwenentanda (3)
Stonehill	12-28-25	109-50	W	Blakes (21)	Black/Washington (5)	Blakes/Galvan (7)	Brown (6)	Del Rosario (1)
at Arkansas	01-01-26	88-71	W	Blakes (35)	Washington (13)	Blakes (8)	Blakes/Galvan (3)	Washington (3)
LSU	01-04-26	65-61	W	Blakes (32)	Washington (7)	Blakes (4)	Mitchell (4)	Washington (3)
Missouri	01-08-26	99-68	W	Blakes (20)	Washington (16)	Blakes (6)	Galvan (5)	Pissott (2)
at Texas A&M	01-11-26	91-51	W	Blakes (25)	Washington (8)	Galvan (7)	Galvan (4)	Mitchell/Pissott (1)
at Mississippi State	01-15-26	89-84	W	Blakes (38)	Mitchell (8)	Blakes (7)	Mwenentanda (2)	Mitchell/Mwenentanda/Pissott/Washington (1)
vs. Michigan	01-19-26	72-69	W	Galvan (20)	Pissott (8)	Pissott (5)	Brown/Galvan/Mwenentanda/Washington (2)	Pissott (2)
Auburn	01-22-26	81-53	W	Blakes (20)	Washington (12)	Galvan (10)	Galvan (4)	Pissott (2)
at South Carolina	01-25-26	74-103	L	Blakes (23)	Blakes (7)	Blakes/Mitchell (5)	Blakes/Galvan (3)	Galvan/Mitchell/Pissott (1)
vs. Ole Miss	01-31-26	75-83	L	Blakes (29)	Pissott (7)	Blakes/Galvan (4)	Mwenentanda (3)	Del Rosario/Pissott (1)
Florida	02-01-26	82-66	W	Blakes (30)	Washington (6)	Blakes (8)	Blakes (4)	Pissott/Washington (1)
at Kentucky	02-05-26	84-83	W	Blakes (37)	Pissott (5)	Galvan (7)	Blakes (4)	--
Oklahoma	02-09-26							
Texas	02-12-26							
at Georgia	02-15-26							
Kentucky	02-22-26							
Alabama	02-26-26							
at Tennessee	03-01-26							

POINTS

Mikayla Blakes	20 (18-2)
Aubrey Galvan	1 (1-0)
Aga Makurat	1 (1-0)
Ndjakalenga Mwenentanda	1 (1-0)
Justine Pissott	1 (1-0)

REBOUNDS

Sacha Washington	14 (14-0)
Justine Pissott	5 (4-1)
Aiyana Mitchell	4 (4-0)
Mikayla Blakes	4 (3-1)
Aubrey Galvan	2 (2-0)
Ava Black	1 (1-0)
Ndjakalenga Mwenentanda	1 (1-0)

ASSISTS

Aubrey Galvan	14 (13-1)
Mikayla Blakes	11 (9-2)
Justine Pissott	3 (3-0)
Sacha Washington	2 (2-0)
Aiyana Mitchell	1 (0-1)

STEALS

Mikayla Blakes	12 (11-1)
Aubrey Galvan	8 (7-1)
Aiyana Mitchell	2 (2-0)
Sacha Washington	3 (3-0)
Ndjakalenga Mwenentanda	3 (2-1)
Jada Brown	2 (2-0)
Ava Black	1 (1-0)

BLOCKS

Aiyana Mitchell	8 (8-0)
Sacha Washington	8 (8-0)
Justine Pissott	8 (6-2)
Aalyah Del Rosario	5 (4-1)
Ndjakalenga Mwenentanda	2 (2-0)
Mikayla Blakes	1 (1-0)
Aga Makurat	1 (1-0)

2025-26 GAME HIGHS & LOWS

HIGHS

Points	109	vs. Stonehill (12/28/25)
FG Made	44	vs. Stonehill (12/28/25)
FG Attempts	77	vs. Missouri (01/08/26)
3-Pt FG Made	18	vs. Texas Southern (12/20/25)
3-PT FG Attempts	41	vs. Texas Southern (12/20/25)
FT Made	19	vs. Alabama State (11/21/25) vs. Virginia (12/03/25)
FT Attempts	26	vs. LSU (01/04/26)
Rebounds	49	vs. California (11/3/25)
Assists	33	vs. Tennessee State (11/21/25)
Steals	26	vs. Stonehill (12/28/25)
Blocks	9	vs. Tennessee State (11/21/25)
Turnovers	20	at Austin Peay (11/12/25) at South Carolina (01/25/26)
Fouls	20	vs. Ole Miss (01/31/26)

LOWS

Points	64	vs. UAlbany (12/18/25)
FG Made	20	vs. LSU (01/04/26)
FG Attempts	55	at Austin Peay (11/12/25) vs. UAlbany (12/18/25) at Texas A&M (01/11/26)
3-Pt FG Made	4	vs. Stonehill (12/28/25) vs. Ole Miss (01/31/26)
3-PT FG Attempts	11	vs. Stonehill (12/28/25)
FT Made	5	vs. Tennessee State (11/21/25)
FT Attempts	8	at South Carolina (01/25/26)
Rebounds	21	at Kentucky (02/05/26)
Assists	12	vs. LSU (01/04/26) vs. Ole Miss (01/31/26)
Steals	4	at Mississippi State (01/15/26)
Blocks	0	at Kentucky (02/05/26)
Turnovers	6	at Kentucky (02/05/26)
Fouls	9	vs. South Florida (12/15/25)



BENCH PRODUCTION

Game	VU-OPP	Diff.	Top Bench Scorer
vs. California	14-5	+9	Aiyana Mitchell, 12
Furman	33-26	+7	Aiyana Mitchell, 12
at Austin Peay	13-20	-7	Aiyana Mitchell, 10
at Western Ky.	18-17	+1	Aga Makurat, 7
Alabama St.	50-16	+34	Aga Makurat, 21
Tennessee St.	32-18	+14	Aiyana Mitchell, 8
vs. Oregon St.	14-22	-8	Jada Brown, 9
vs. BYU	12-14	-2	Jada Brown, 8
Virginia	8-20	-12	Aiyana Mitchell, 8
South Florida	18-17	+1	Aiyana Mitchell, 8
UAlbany	21-3	+18	Aiyana Mitchell, 14
TX Southern	39-23	+16	Aga Makurat, 13
Stonehill	41-9	+32	Aiyana Mitchell, 16
at Arkansas	16-27	-11	Aiyana Mitchell, 7
LSU	6-22	-16	Jada Brown, 4
Missouri	15-17	-2	Aiyana Mitchell, 8
at Texas A&M	17-26	-9	J. Brown/A. Mitchell, 6
at Miss. State	15-29	-14	Aiyana Mitchell, 10
vs. Michigan	10-23	-13	Aiyana Mitchell, 7
Auburn	11-20	-9	Aiyana Mitchell, 8
at So. Carolina	18-28	-10	Aga Makurat, 6
vs. Ole Miss	0-16	-16	No Bench Points
vs. Florida	15-4	+11	Aga Makurat, 9
at Kentucky	8-12	-4	Aga Makurat, 8
Total	444-434	+10	Aiyana Mitchell, 166 pts
AVG.	18.5-18.1	+0.4	Aiyana Mitchell, 6.9 ppg

SPECIALTY STATS

Team	Off. TO	PAINT	2nd CHANCE	FAST BREAK
vs. California	19-13	40-34	25-15	14-6
Furman	41-5	50-14	12-5	22-4
at Austin Peay	13-22	32-28	14-7	8-9
at Western Ky.	25-6	36-20	24-9	10-5
Alabama State	38-4	34-10	17-1	11-0
Tennessee St.	38-9	64-22	20-12	31-10
vs. Oregon St.	27-12	30-36	6-13	13-2
vs. BYU	30-4	30-22	4-10	14-13
Virginia	28-19	28-34	6-7	14-21
South Florida	28-8	28-28	13-4	12-13
UAlbany	25-6	30-4	11-14	14-0
TX Southern	28-7	28-18	11-4	24-12
Stonehill	46-13	64-18	12-8	31-2
at Arkansas	32-14	40-30	11-6	16-18
LSU	15-19	16-30	21-20	0-11
Missouri	37-17	54-22	20-14	13-7
at Texas A&M	34-9	20-20	8-11	13-4
at Miss. State	15-17	32-42	6-13	3-10
vs. Michigan	22-12	26-38	15-13	7-8
Auburn	22-17	40-36	15-2	20-18
at So. Carolina	15-32	24-56	14-17	7-21
vs. Ole Miss	29-21	44-44	7-14	14-18
Florida	33-20	32-26	5-12	19-13
at Kentucky	25-5	26-36	14-12	6-1
Total	665-323	848-668	311-243	336-226
AVG.	27.7-13.5	35.3-27.8	13.0-10.1	14.0-9.4

2025-26 GAME-BY-GAME STATS

			Total		3-Pointers		Free throws		Rebounds										
Opponent	Date	Score	FG-FGA	PCT	3FG-3FGA	PCT	FT-FTA	PCT	OFF	DEF	TOT	AVG	PF	A	TO	BLK	STL	PTS	AVG
vs California	11/03/2025	74-65 W	29-75	.387	6-22	.273	10-16	.625	27	22	49	49.0	17	15	14	8	15	74	74.0
Furman	11/10/2025	96-48 W	37-66	.561	10-25	.400	12-22	.545	11	26	37	43.0	16	28	12	2	14	96	85.0
at Austin Peay	11/12/2025	75-65 W	26-55	.473	8-21	.381	15-25	.600	15	25	40	42.0	19	15	20	6	6	75	81.7
at Western Ky.	11/19/2025	87-49 W	33-75	.440	12-33	.364	9-12	.750	25	23	48	43.5	17	19	12	8	19	87	83.0
Alabama St.	11/21/2025	92-38 W	31-73	.425	11-30	.367	19-25	.760	18	30	48	44.4	15	22	7	6	15	92	84.8
Tennessee St.	11/23/2025	99-43 W	43-76	.566	8-21	.381	5-10	.500	15	30	45	44.5	11	33	15	9	18	99	87.2
vs Oregon St.	11/27/2025	88-66 W	32-68	.471	12-26	.462	12-17	.706	10	21	31	42.6	15	15	7	5	12	88	87.3
vs BYU	11/29/2025	84-71 W	30-73	.411	11-34	.324	13-14	.929	16	21	37	41.9	11	21	5	1	8	84	86.9
Virginia	12/03/2025	81-68 W	27-59	.458	8-23	.348	19-21	.905	10	24	34	41.0	13	19	14	5	11	81	86.2
South Fla.	12/15/2025	87-58 W	30-71	.423	12-37	.324	15-15	1.000	16	25	41	41.0	9	24	9	4	9	87	86.3
UAlbany	12/18/2025	64-35 W	25-55	.455	6-18	.333	8-14	.571	9	25	34	40.4	15	15	10	6	13	64	84.3
Texas Southern	12/20/2025	96-46 W	32-67	.478	18-41	.439	14-17	.824	15	32	47	40.9	16	24	18	6	13	96	85.3
Stonehill	12/28/2025	109-50 W	44-63	.698	4-11	.364	17-18	.944	8	22	30	40.1	11	27	14	1	26	109	87.1
at Arkansas	01/01/2026	88-71 W	33-72	.458	12-34	.353	10-16	.625	16	21	37	39.9	16	19	11	4	11	88	87.1
LSU	01/04/2026	65-61 W	20-57	.351	10-27	.370	15-26	.577	14	14	28	39.1	13	12	12	4	14	65	85.7
Missouri	01/08/2026	99-68 W	39-77	.506	10-34	.294	11-15	.733	18	25	43	39.3	14	20	14	3	10	99	86.5
at Texas A&M	01/11/2026	91-51 W	31-55	.564	12-24	.500	17-24	.708	10	20	30	38.8	14	23	10	2	12	91	86.8
at Mississippi St.	01/15/2026	89-84 W	30-60	.500	11-29	.379	18-20	.900	10	23	33	38.4	14	20	13	4	4	89	86.9
vs Michigan	01/19/2026	72-69 W	25-59	.424	9-24	.375	13-16	.813	12	21	33	38.2	17	20	17	3	10	72	86.1
Auburn	01/22/2026	81-53 W	32-64	.500	6-20	.300	11-13	.846	14	30	44	38.5	11	24	16	4	11	81	85.9
at South Carolina	01/25/2026	74-103 L	28-61	.459	12-25	.480	6-8	.750	14	12	26	37.9	18	19	20	3	7	74	85.3
vs Ole Miss	01/30/2026	75-83 L	28-60	.467	4-16	.250	15-18	.833	8	19	27	37.4	20	12	19	2	6	75	84.8
Florida	02/01/2026	82-66 W	30-59	.508	11-31	.355	11-13	.846	7	20	27	36.9	14	17	16	2	12	82	84.7
at Kentucky	02/05/2026	84-83 W	30-67	.448	11-28	.393	13-15	.867	6	15	21	36.3	16	16	6	0	10	84	84.7
Total		2032	745-1567	.475	234-634	.369	308-410	.751	324	546	870	36.3	352	479	311	98	286	2032	84.7
Opponents		1494	562-1363	.412	157-480	.327	213-306	.696	276	534	810	33.8	425	298	514	57	165	1494	62.3

Vanderbilt Averages

Games Played	Points/game	FG Pct	3FG Pct	FT Pct	Rebounds/game	Assists/game	Turnovers/game	Assist/Turnover ratio	Steals/game	Blocks/game
24	84.7	47.5	36.9	75.1	36.3	20.0	13.0	1.5	11.9	4.1



2026 SEC GAME-BY-GAME STATS

Opponent	Date	Score	W	Total		3-Pointers		Free throws		Rebounds				PF	A	TO	BLK	STL	PTS	AVG
				FG-FGA	PCT	3FG-3FGA	PCT	FT-FTA	PCT	OFF	DEF	TOT	AVG							
at Arkansas	01/01/2026	88-71	W	33-72	.458	12-34	.353	10-16	.625	16	21	37	37.0	16	19	11	4	11	88	88.0
LSU	01/04/2026	65-61	W	20-57	.351	10-27	.370	15-26	.577	14	14	28	32.5	13	12	12	4	14	65	76.5
Missouri	01/08/2026	99-68	W	39-77	.506	10-34	.294	11-15	.733	18	25	43	36.0	14	20	14	3	10	99	84.0
at Texas A&M	01/11/2026	91-51	W	31-55	.564	12-24	.500	17-24	.708	10	20	30	34.5	14	23	10	2	12	91	85.8
at Mississippi St.	01/15/2026	89-84	W	30-60	.500	11-29	.379	18-20	.900	10	23	33	34.2	14	20	13	4	4	89	86.4
Auburn	01/22/2026	81-53	W	32-64	.500	6-20	.300	11-13	.846	14	30	44	35.8	11	24	16	4	11	81	85.5
at South Carolina	01/25/2026	74-103	L	28-61	.459	12-25	.480	6-8	.750	14	12	26	34.4	18	19	20	3	7	74	83.9
vs Ole Miss	01/30/2026	75-83	L	28-60	.467	4-16	.250	15-18	.833	8	19	27	33.5	20	12	19	2	6	75	82.8
Florida	02/01/2026	82-66	W	30-59	.508	11-31	.355	11-13	.846	7	20	27	32.8	14	17	16	2	12	82	82.7
at Kentucky	02/05/2026	84-83	W	30-67	.448	11-28	.393	13-15	.867	6	15	21	31.6	16	16	6	0	10	84	82.8
Total		828		301-632	.476	99-268	.369	127-168	.756	117	199	316	31.6	150	182	137	28	97	828	82.8
Opponents		723		273-571	.478	69-172	.401	108-143	.755	109	228	337	33.7	197	139	201	25	82	723	72.3

Vanderbilt Averages

Games Played	Points/game	FG Pct	3FG Pct	FT Pct	Rebounds/game	Assists/game	Turnovers/game	Assist/Turnover ratio	Steals/game	Blocks/game
10	82.8	47.6	36.9	75.6	31.6	18.2	13.7	1.3	9.7	2.8

2026 SEC GAME HIGHS & LOWS

HIGHS

Points	99	vs. Missouri (01/08/26)
FG Made	39	vs. Missouri (01/08/26)
FG Attempts	77	vs. Missouri (01/08/26)
3-Pt FG Made	12	at Arkansas (01/01/26)
		at Texas A&M (01/11/26)
		at South Carolina (01/25/26)
3-PT FG Attempts	34	at Arkansas (01/01/26)
		vs. Missouri (01/08/26)
FT Made	18	at Mississippi State (01/15/26)
FT Attempts	26	vs. LSU (01/04/26)
Rebounds	44	vs. Auburn (01/22/26)
Assists	24	vs. Auburn (01/22/26)
Steals	14	vs. LSU (01/04/26)
Blocks	4	at Arkansas (01/01/26)
		vs. LSU (01/04/26)
		at Mississippi State (01/15/26)
		vs. Auburn (01/22/26)
Turnovers	19	vs. Ole Miss (01/31/26)
Fouls	20	vs. Ole Miss (01/31/26)

LOWS

Points	65	vs. LSU (01/04/26)
FG Made	20	vs. LSU (01/04/26)
FG Attempts	55	at Texas A&M (01/11/26)
3-Pt FG Made	4	vs. Ole Miss (01/31/26)
3-PT FG Attempts	16	vs. Ole Miss (01/31/26)
FT Made	10	at Arkansas (01/01/26)
FT Attempts	13	vs. Auburn (01/22/26)
		vs. Florida ((02/01/26)
Rebounds	21	at Kentucky (02/05/26)
Assists	12	vs. LSU (01/04/26)
		vs. Ole Miss (01/31/26)
Steals	4	at Mississippi State (01/15/26)
Blocks	0	at Kentucky (02/05/26)
Turnovers	6	at Kentucky (02/05/26)
Fouls	13	vs. LSU (01/04/26))



2025-26 GAME COMPARISON

Opponent	1st	2nd	3rd	4th	Final	Mar	Total FG	FG Pct	3-Pointers	3FG Pct	Free Throws	FT Pct	Rebs	Mar	Ast	TOver	Block	Steal	Fouls
vs. California	18-18	13-15	24-9	19-23	74-65	+9	29-75/26-67	.387/.388	6-22/7-28	.273/.250	10-16/6-13	.625/.462	49/41	+8	15/18	14/17	8/4	15/8	17/14
Furman	21-13	22-9	28-10	25-16	96-48	+48	37-66/17-51	.561/.333	10-25/7-21	.400/.333	12-22/7-21	.561/.333	37/28	+9	28/9	12/28	2/2	14/5	16/21
at Austin Peay	21-19	17-14	25-18	12-14	75-65	+10	26-55/22-55	.473/.393	8-21/6-24	.381/.250	15-25/15-20	.600/.750	40/28	+12	15/11	20/15	6/0	6/6	19/21
at Western Ky.	23-11	23-13	24-15	17-10	87-49	+38	33-67/18-55	.493/.327	12-31/6-18	.387/.333	9-12/7-11	.750/.636	43/27	+16	16/10	13/24	6/3	18/7	16/21
Alabama State	24-9	26-13	27-6	15-10	92-38	+54	31-73/13-48	.425/.271	11-30/5-18	.367/.278	19-25/7-14	.760/.500	48/36	+12	22/6	7/25	6/3	15/4	15/22
Tennessee St.	31-6	25-4	25-17	18-16	99-43	+56	43-76/15-56	.566/.268	8-21/3-21	.381/.143	5-10/10-15	.500/.667	45/31	+14	33/8	15/29	9/1	18/6	11/13
vs. Oregon St.	26-13	17-25	30-9	15-19	88-66	+22	32-68/26-61	.471/.426	12-26/7-22	.462/.318	12-17/7-9	.706/.778	31/42	-9	15/12	7/21	5/2	12/3	15/11
vs. BYU	16-28	24-11	24-16	20-16	84-71	+13	30-73/25-56	.411/.446	11-34/12-28	.324/.429	13-14/9-14	.929/.643	37/39	-2	21/14	5/19	1/2	8/4	11/16
Virginia	18-19	16-11	29-11	18-27	81-68	+13	27-59/27-58	.458/.466	8-23/8-21	.348/.381	19-21/6-10	.905/.600	34/31	+3	19/14	14/18	5/3	11/10	13/21
South Florida	11-7	27-18	24-17	25-16	87-58	+29	30-71/26-59	.423/.441	12-37/6-16	.324/.375	15-15/0-2	1.000/.000	41/31	+10	24/10	9/20	4/2	9/3	9/14
UAlbany	14-7	16-13	20-11	14-4	64-35	+29	25-55/11-48	.455/.229	6-18/4-21	.333/.190	8-14/9-14	.571/.643	34/38	-4	15/6	10/21	6/2	13/6	15/16
Texas Southern	24-5	22-4	28-23	22-14	96-46	+50	32-67/15-57	.478/.263	18-41/4-27	.439/.148	14-17/12-13	.824/.923	47/32	+15	24/11	18/23	6/0	13/8	16/15
Stonehill	34-6	26-11	21-14	28-19	109-50	+59	44-63/20-51	.698/.392	4-11/7-24	.364/.292	17-18/3-6	.944/.500	30/23	+7	27/12	14/35	1/1	26/5	11/12
at Arkansas	12-17	24-13	22-20	20-21	88-71	+17	33-72/25-52	.458/.481	12-34/7-19	.353/.368	10-16/14-17	.625/.824	37/31	+6	19/5	11/22	4/3	11/7	16/17
LSU	12-15	7-16	20-15	23-18	65-61	+4	20-57/25-58	.351/.431	10-27/3-7	.370/.429	15-26/8-13	.577/.615	28/48	-20	12/15	12/22	4/1	14/6	13/23
Missouri	27-23	21-14	20-16	31-15	99-68	+31	39-77/24-59	.506/.407	10-34/10-32	.294/.313	11-15/10-12	.733/.833	43/32	+11	20/14	14/24	3/2	10/8	14/22
at Texas A&M	18-14	25-10	30-15	18-12	91-51	+40	31-55/18-51	.564/.353	12-24/6-18	.500/.333	17-24/9-13	.708/.692	30/31	-1	23/11	10/25	2/1	12/5	13/23
at Miss. State	20-16	16-19	30-20	23-29	89-84	+5	30-60/32-66	.500/.485	11-29/8-21	.379/.381	18-20/12-14	.900/.857	33/33	0	20/14	13/12	4/0	4/10	14/24
vs. Michigan	21-17	26-13	14-23	11-16	72-69	+3	25-59/28-68	.424/.412	9-24/6-20	.375/.300	13-16/7-8	.813/.875	33/41	-8	20/18	17/17	3/3	10/8	17/18
Auburn	23-12	10-17	27-12	21-12	81-53	+28	32-64/22-54	.500/.407	6-20/3-12	.300/.250	11-13/6-12	.846/.500	44/25	+19	24/8	16/19	4/1	11/14	11/19
at South Carolina	16-33	28-22	12-27	18-21	74-103	-29	28-61/40-65	.459/.615	12-25/10-17	.480/.588	6-8/13-14	.750/.929	26/32	-6	19/25	20/14	3/7	7/12	18/14
vs. Ole Miss	15-23	10-21	26-16	24-23	75-83	-8	28-60/30-58	.467/.517	4-16/4-6	.250/.667	15-18/19-21	.833/.905	27/35	-8	12/9	19/20	2/3	6/11	20/20
Florida	10-19	15-15	32-12	25-20	82-66	+16	30-59/26-53	.508/.491	11-31/8-20	.355/.400	11-13/6-11	.846/.545	27/31	-4	17/15	16/23	2/5	12/6	14/20
at Kentucky	19-16	15-22	20-20	30-25	84-83	+1	30-67/31-55	.448/.564	11-28/10-20	.393/.500	13-15/11-16	.688/.867	21/39	-18	23/16	6/20	0/2	10/3	16/16
SEASON TOTAL	484-352	471-344	582-372	492-416	2032-1494	+538	745-1567/562-1363	.475/.412	234-634/157-480	.369/.327	308-410/213-306	.751/.696	870/810	+60	479/298	311/514	98/57	286/165	352/425
SEASON AVG	20.2-14.7	19.6-14.3	24.3-15.5	20.5-17.3	84.7-62.3	+22.4	31.1-65.3/23.4-56.8		9.8-26.4/6.5-20.0		12.8-17.1/8.9-12.8		36.3/33.8	+2.5	20.0/12.4	13.0/21.4	4.1/2.4	11.9/6.9	14.7/17.7

SEASON HIGH | SEASON LOW





SHEA RALPH

HEAD COACH

FIFTH SEASON
 UConn • '01

Shea Ralph was named the sixth head coach in Vanderbilt women's basketball history on April 13, 2021. The 2025-26 campaign marks her fifth season leading the Commodores.

Ralph has given the Vanderbilt women's basketball program a resurgence in her short time in the Music City. Using her experience as a player and coach at one of the premier women's basketball programs in the nation, Ralph has brought the Commodores back into the forefront of the NCAA women's basketball landscape.

The Fayetteville, North Carolina, native and UConn graduate has guided the Does to the NCAA Tournament in 2023-24 and 2024-25. It marks the first time that Vanderbilt made consecutive March Madness appearances since earning 15-straight bids from 1999-2014.

Ralph has gone 73-59 (.553) during her four seasons in the Music City, while she is 45-21 (.682) over her last two seasons, which includes 17 victories over SEC teams. Ralph has collected four wins over ranked teams at Vanderbilt and she is the only Commodore women's basketball head coach to defeat in-state rival Tennessee twice in the same season (2024-25).

Ralph recruited and developed Vanderbilt's first National Freshman of the Year recipient, as Mikayla Blakes earned the USBWA Tamika Catchings National Freshman of the Year Award in 2024-25.

The fourth-year head coach has developed a pair of All-Americans at Vanderbilt, with both Mikayla Blakes and Khamil Pierre earning All-American status in 2024-25. She has coached a total of three All-SEC players (Mikayla Blakes (1st - 2024-25), Iyana Moore (2nd -2023-24) and Caja Harbison (2nd - 2022-23)) and has had four Commodores named to the All-SEC Freshman Team. Additionally, she has had nine student-athletes selected to the SEC Academic Honor Roll.

In her fourth season in 2024-25, Ralph guided the Commodores to a 22-11 overall record and an 8-8 mark in SEC play. She led Vanderbilt to its second-straight NCAA Tournament, earning an at-large bid as the No. 7 seed in the Birmingham Region 2.

The 22 wins also marked the first time the Commodores posted back-to-back 20-win seasons since the 2011-12 and 2012-13 campaigns. The Does were ranked in the AP Top 25 and the WBCA Coaches Poll for two weeks during the 2024-25 regular season, marking the first time since 2013-14 that the Commodores have been ranked in both



major polls for multiple weeks. Vanderbilt topped out at No. 23 in both polls on Jan. 28.

The Commodores collected three wins over ranked teams in 2024-25, which include a pair of wins over Tennessee, as Vanderbilt defeated the Lady Vols twice in one season for the first time in program history.

Ralph orchestrated one of the biggest turnarounds in program history during the 2023-24 season, as the Commodores went from being projected last in the SEC preseason polls to earning the program's first bid into the NCAA Tournament in 10 seasons.

Vanderbilt went 23-10 in Year 3 under Ralph's direction, as the Commodores made their first appearance in the NCAA Tournament since the 2013-14 campaign. The 23 wins marked an 11-win improvement from a season ago, which is the second-largest win improvement from one season to the next in program history.

Ralph orchestrated one of the biggest turnarounds in program history during the 2023-24 season, as the Commodores went from being projected last in the SEC preseason polls to earning the program's first bid into the NCAA Tournament in 10 seasons.

Vanderbilt went 23-10 in Year 3 under Ralph's direction, as the Commodores made their first appearance in the NCAA Tournament since the 2013-14 campaign. The 23 wins marked an 11-win improvement from a season ago, which is the second-largest win improvement from one season to the next in program history.

The Commodores went out and proved the preseason prognosticators wrong in 2023-24, as Vandy finished sixth in the SEC after being picked 13th in the Preseason SEC Coaches Poll and 14th in the Preseason SEC Media Poll. The Does went 9-7 in SEC play and won a program-record six road SEC games. The nine SEC wins were the most for Vanderbilt since the 2012-13 campaign. The Commodores earned the No. 6 seed in the 2024 SEC Women's Basketball Tournament, which was the program's highest seed at the SEC Tournament since 2011.

Vanderbilt's at-large bid into the 2024 NCAA Tournament marked the second time in her three seasons that Ralph has led the Commodores to the postseason.

A total of three Commodores earned All-SEC honors in Year 3 under Ralph. Iyana Moore made her first appearance on the All-SEC second team, while Jordyn Cambridge was named to the All-SEC defensive team for a school-record third time. Khamil Pierre was named to the All-SEC freshman team, making her the third Commodore to earn a spot on the team under Ralph, joining Moore and Sacha Washington. Pierre was also named SEC Freshman of the Week a program record five times during the season.

Vanderbilt's hard-nosed and gritty approach helped the Commodores become one of the elite defensive teams in the SEC, as Vandy ranked third in steals per game at 10.2 steals. The Does' 315 steals during the 2023-24 campaign are the third-most in a season in program history.

THE RALPH FILE

Vanderbilt (2021-Current) Head Coach

- 95-61 overall record in five seasons at Vanderbilt
- Led the Commodores to each of the last two NCAA Tournaments, marking the first time Vanderbilt has earned consecutive March Madness bids since going to 15-straight from 1999-2014
- First Vanderbilt women's coach to defeat Tennessee twice in the same season (2024-25)
- Guided Vanderbilt to its first NCAA Tournament bid since the 2014 NCAA Tournament in 2023-24 and posted the Does' first NCAA Tournament victory since 2013
- Posted the largest win improvement from one season to next in school history during the 2023-24 season, as Vandy's 23 victories marked an 11-win improvement from 2022-23
- Led Vanderbilt to its first postseason bid since the 2013-14 campaign with an appearance in the 2022 WNIT in her debut season in 2021-22
- Guided Vandy to a school record six SEC road wins in '23-'24
- Five players have earned All-SEC honors under Ralph

UConn (2008-2021) Assistant Coach

- 462-22 in 13 seasons as an assistant coach at UConn
- Won Six NCAA National Championships
- 12 Final Four Appearances
- 16 Conference Titles
- Coached 21 WNBA Draft Picks, 9 top-5 picks, three No. 1 picks

Pittsburgh (2003-2008) Assistant Coach

- 86-66 in five seasons as an assistant coach at Pittsburgh
- 2008 Sweet 16 Appearance
- Two NCAA Tournament Appearances (2007 & 08)
- 2006 WNIT Final Four

UConn (1996-2001) Player

- Drafted by Utah Starzz in 2001 WNBA Draft
- Scored 1,678 career points, Ranks 8th in UConn history
- Won 2000 NCAA National Championship
- 2000 NCAA Women's Final Four MVP
- 2000 Big East Player of the Year
- 2000 All-American
- 2000 Sports Illustrated Women's College Player of the Year
- Honda Award Winner



Vanderbilt was hit hard with a plethora of preseason injuries to begin the 2022-23 campaign. Coach Ralph was able to rally the Commodores and record a second-straight double-digit win season, marking the first time in six years that Vandy has posted back-to-back double-digit win campaigns.

During the 2022-23 campaign, Ralph guided Vanderbilt to a winning record inside Memorial Gymnasium for the 38th time in the last 40 seasons. The Commodores won nine games at Memorial Gym, which included victories over Texas A&M, Arkansas, and Kentucky.



Ralph was key in the development of Cija Harbison, who transferred into the program for her graduate season and became one of the most prolific scorers in the SEC. Harbison earned second team All-SEC honors after averaging 19.6 points per game and shot 40.6% from the field. The only player in the SEC to score 40 points in a game this season, Harbison had three outings with 30-plus points among the 23 times she has scored in double figures while recording the highest scoring average of her collegiate career. Harbison has led the Commodores in scoring 16 times, assists on 20 occasions and steals in 15 games. Harbison tied a school record with 41 points and added five steals in a January win over Texas A&M.

In her inaugural season, Ralph led Vanderbilt to its first postseason appearance since 2014. The Commodores reached the third round of the Women's National Invitation Tournament, their longest postseason run since 2013. Vanderbilt also recorded its first SEC Tournament victory in six years when it defeated Texas A&M 85-69 on March 2, 2022.

In all, Ralph accrued the third-most wins of any women's basketball coach in a debut season. That included a 63-59 victory against No. 15 Florida in Memorial Gymnasium on Feb. 24, 2022, the program's first win against a ranked opponent since 2020. Ralph wasted no time helping individual student-athletes realize their full potential. Jordyn Cambridge, Iyana Moore and Sacha Washington earned All-SEC accolades during the 2021-22 campaign. Cambridge recorded the program's first postseason triple-double during the SEC Tournament, while she and Moore contributed to a program-record 17 3-pointers against Alabama State on Dec. 28, 2021.

A seven-time national champion as a student-athlete or coach, Ralph arrived at Vanderbilt after spending the previous 13 seasons as an assistant coach alongside Geno Auriemma at the University of Connecticut. While serving as a coach at her alma mater, Ralph helped guide the Huskies to 12 Final Four appearances and six national championships, including an NCAA record four-consecutive titles from 2013-16.

Ralph was an instrumental figure in recruiting and player development with the Huskies.

She mentored standouts like Paige Bueckers, who in

RALPH BY THE RECORD

SEASON	TEAM	OVERALL	CONF.	CONF. FINISH	POSTSEASON
1996-97	UConn (Player)	33-1	18-0	1st	Elite Eight
1997-98	UConn (Redshirted)	34-3	17-1	1st	Elite Eight
1998-99	UConn (Player)	29-5	17-1	T-1st	Sweet 16
1999-00	UConn (Player)	36-1	18-0	T-1st	NCAA Champions
2000-01	UConn (Player)	32-3	17-1	1st	Final Four
2003-04	Pittsburgh (AC)	6-20	2-14	13th	--
2004-05	Pittsburgh (AC)	13-15	5-11	10th	--
2005-06	Pittsburgh (AC)	22-11	9-7	T-6th	WNIT Final Four
2006-07	Pittsburgh (AC)	24-9	10-6	T-5th	NCAA 2nd Round
2007-08	Pittsburgh (AC)	24-11	10-6	T-5th	Sweet 16
2008-09	UConn (AC)	39-0	16-0	1st	NCAA Champions
2009-10	UConn (AC)	39-0	16-0	1st	NCAA Champions
2010-11	UConn (AC)	36-2	16-0	1st	Final Four
2011-12	UConn (AC)	33-5	13-3	T-2nd	Final Four
2012-13	UConn (AC)	35-4	14-2	2nd	NCAA Champions
2013-14	UConn (AC)	40-0	18-0	1st	NCAA Champions
2014-15	UConn (AC)	38-1	18-0	1st	NCAA Champions
2015-16	UConn (AC)	38-0	18-0	1st	NCAA Champions
2016-17	UConn (AC)	36-1	16-0	1st	Final Four
2017-18	UConn (AC)	36-1	16-0	1st	Final Four
2018-19	UConn (AC)	35-3	16-0	1st	Final Four
2019-20	UConn (AC)	29-3	16-0	1st	NCAA Tournament Canceled
2020-21	UConn (AC)	28-2	18-0	1st	Final Four
2021-22	Vanderbilt (HC)	16-19	4-12	T-12th	WNIT Sweet 16
2022-23	Vanderbilt (HC)	12-19	3-13	12th	--
2023-24	Vanderbilt (HC)	23-10	9-7	6th	NCAA 1st Round
2024-25	Vanderbilt (HC)	22-11	8-8	T-8th	NCAA 1st Round
2025-26	Vanderbilt (HC)	22-2	8-2	--	--

RALPH OVERALL CAREER RECORD

SCHOOL	POS.	RECORD	CONF	POSTSEASON
UConn (1996-01)	Player	164-13	87-3	5 NCAA Tourn. • 1 NCAA Title • 2 Final Fours • 4 Elite Eights • 5 Sweet 16
Pittsburgh (2003-08)	Ast. Coach	89-66	36-44	2 NCAA Tourn. • 1 Sweet 16 • 2 NCAA 2nd Rd • 1 WNIT Final Four
UConn (2008-21)	Ast. Coach	462-19	211-5	12 NCAA Tourn. • 6 NCAA Title • 12 Final Fours • 4 Perfect Seasons
Vandy (2021-Pres.)	Head Coach	95-61	32-42	2 NCAA Tourn. • 1 WNIT Sweet 16
TOTAL	28 Seasons	810-159	366-94	21 NCAA Tourn. • 7 NCAA Titles • 14 Final Fours • 18 Elite Eights

RALPH UCONN PLAYING STATS

YEAR	GP	MIN	AVG	FG	FGA	FG%	3FG	3FGA	3P%	FT	FTA	FT%	REB	AVG	AST	AVG	TO	STL	AVG	PTS	AVG
1996-97	31	676	21.8	116	209	.555	7	30	.233	115	138	.833	140	4.5	59	1.9	65	35	1.1	354	11.4
1997-98																					
REDSHIRTED - INJURY																					
1998-99	30	727	24.2	164	277	.559	31	75	.413	144	180	.800	113	3.8	94	3.1	78	69	3.1	503	16.8
1999-00	37	1051	28.4	184	295	.624	22	55	.400	139	170	.818	138	3.7	181	4.9	90	95	4.9	529	14.3
2000-01	30	710	23.7	98	189	.519	21	63	.333	75	93	.806	119	4.0	122	4.1	57	53	4.1	292	9.7
TOTAL	128	3164	24.7	562	970	.579	81	223	.363	473	747	.814	510	4.0	456	3.6	290	252	2.0	1678	13.1

2020-21 became the first freshman to sweep the major national player-of-the-year awards: the Naismith Trophy, Associated Press Player of the Year, USBWA National Player of the Year, Lieberman Award and Wooden Award.

In all, Ralph worked with 21 WNBA draft picks at UConn, including nine top-five picks and three No. 1 overall selections: Tina Charles, Maya Moore and Breanna Stewart.

Prior to returning to UConn as an assistant, Ralph spent five seasons at the University of Pittsburgh from 2003-08. She was instrumental in a period of unprecedented success, helping the Panthers improve from single-digit victories to at least 22 victories in each of her final three seasons. Pitt also reached the Sweet 16 for the first time in program history in 2008.

As one of the most celebrated student-athletes in women's basketball history, Ralph ranks eighth in UConn's storied record book with 1,678 points. She also ranks among the program's all-time top 10 in career assists (456), steals (252) and field goal percentage (57.9). Ralph graduated from Connecticut in 2001 with a degree in exercise physiology.

In leading UConn to a national championship in 2000, Ralph was named an All-American and Big East Player of the Year. She was selected as the most valuable player in the 2000 NCAA Women's Final Four. She also won the Honda Award, presented to the premier female student-athlete in 12 collegiate sports, and the "Sports Illustrated for Women" Player of the Year.

Ralph was selected by the Utah Starzz in the 2001 WNBA Draft, but was unable to pursue a professional career due to a knee injury.

Ralph and her husband, Tom Garrick, have one daughter, Maysen. Currently a member of the Vanderbilt coaching staff, Garrick served as head coach of the UMass-Lowell women's basketball program from 2018-21 and previously served as a Vanderbilt assistant from 2009-15.

Her mother, Marsha Lake, is a trailblazer in women's college basketball, as she is the first All-American from the University of North Carolina and was a member of Team USA with Pat Summitt at the 1973 World University games in Soviet Russia.



1 MIKAYLA BLAKES

@MikaylaBlakes
@MikaylaBlakes
@MikaylaBlakes

G • 5-8 • So. • Somerset, N.J. • Rutgers Prep HS

SEASON HIGHS

Points • 38 • at Mississippi State (01/15/26)
FG Made • 13 • 2x, Last: at Kentucky (02/05/26)
FG Attempts • 27 • vs. California (11/3/25)
3-Pt Made • 6 • at Kentucky (02/05/26)
3-Pt Attempt • 12 • 2x, Last: at Miss. State (01/15/26)
FT Made • 12 • Virginia (12/03/25)
FT Attempt • 13 • Virginia (12/03/25)
Rebounds • 10 • at Western Kentucky (11/19/25)
Assists • 8 • 2x, Last: Florida (02/01/26)
Steals • 6 • 2x, Last: UAlbany (12/28/25)
Blocks • 1 • 5x, Last: Texas Southern (12/20/25)
Minutes • 40 • 7x, Last: at Kentucky (02/05/26)

CAREER HIGHS

Points • 55 • at Auburn (02/18/25)
FG Made • 16 • at Florida (01/30/25)
FG Attempts • 28 • at Auburn (02/18/25)
3-Pt Made • 7 • at Oklahoma (02/20/25)
3-Pt Attempt • 14 • at Miami (12/04/24)
FT Made • 23 • at Auburn (02/18/25)
FT Attempt • 24 • at Auburn (02/18/25)
Rebounds • 10 • at Western Kentucky (11/19/25)
Assists • 8 • 3x, Last: Florida (02/01/26)
Steals • 7 • Appalachian State (12/1/24)
Blocks • 2 • LSU (01/13/25)
Minutes • 45 • at Auburn (02/18/25)

- Her 25.6 ppg leads in the SEC and ranks second in NCAA Division I
- 43-game double-digit scoring streak is the third-longest active streak in NCAA DI & is the second-longest by a Dore since 1999-00
- Fastest SEC player to score 1,000 career points in the NCAA era (1981-82) at 42 games
- Ranks 20th on the Vanderbilt All-Time Scoring list with 1,383 points
- National Player of the Week by the AP, USBWA & Naismith Trophy (Jan. 5-6)
- 3-Time SEC Co-Player of the Week (Dec. 2, Jan. 6, Jan. 20)
- Holds the highest career scoring avg among active NCAA DI players at 24.3 ppg
- Won Gold with Team USA & earned MVP at 2025 FIBA Women's AmeriCup
- Six-time All-American
- SEC Single-Game Scoring & NCAA DI Freshman Single-Game Scoring Record Holder with 55 pts at Auburn on Feb. 18, 2025
- USBWA Tamika Catchings National Freshman of the Year (2024-25)
- SEC Newcomer of the Year - USA Today (2024-25)
- All-SEC First Team (2024-25)

SUPERLATIVES

10+ POINTS	24	57
15+ POINTS	23	52
20+ POINTS	19	40
25+ POINTS	13	23
30+ POINTS	7	12
40+ POINTS	--	2
50+ POINTS	--	2
MADE 3+ 3-PT FG	11	19
10+ REBS	1	1
5+ ASSISTS	11	20
3+ ASSISTS	21	31

'25-26 CAREER

24	57
23	52
19	40
13	23
7	12
--	2
--	2
11	19
1	1
11	20
21	31

SUPERLATIVES

5+ STEALS	3	6
3+ STEALS	18	35
2+ BLOCKS	--	1
DOUBLE-DOUBLES	--	--
LED VANDY IN PTS	20	39
LED VANDY IN REB	4	5
LED VANDY IN AST	11	22
LED VANDY IN STL	12	21
LED VANDY IN BLK	1	6

3	6
18	35
--	1
--	--
20	39
4	5
11	22
12	21
1	6

GAME-BY-GAME

DATE	OPPONENT	GS	MIN	FGM/A	FG%	3FG/A	3P%	FTM/A	FG%	OFF	DEF	TOT	AVG	PF	AST	T/O	BLK	STL	PTS	AVG
11.3.25	CALIFORNIA	*	40:00	9-27	.333	2-9	.222	7-10	.700	1	3	4	4.0	1	1	2	1	3	27	27.0
11.10.25	FURMAN	*	29:29	6-14	.429	2-6	.333	1-4	.250	1	3	4	4.0	2	4	2	1	4	15	21.0
11.12.25	AT AUSTIN PEAY	*	37:37	8-20	.400	2-8	.250	8-11	.727	1	0	1	3.0	3	3	6	0	2	26	22.7
11.19.25	AT WESTERN KY.	*	25:15	11-18	.611	5-9	.556	3-4	.750	4	6	10	4.8	1	3	2	0	6	30	24.5
11.21.25	ALABAMA STATE	*	23:48	5-9	.556	1-4	.250	8-9	.889	2	1	3	4.4	2	5	1	0	4	19	23.4
11.23.25	TENNESSEE STATE	*	20:31	11-17	.647	2-6	.333	0-0	.000	0	2	2	4.0	1	2	0	1	4	24	23.5
11.27.25	VS. OREGON STATE	*	37:34	12-22	.545	2-6	.333	9-10	.900	0	4	4	4.0	2	4	1	1	3	35	25.1
11.29.25	VS. BYU	*	40:00	10-24	.417	3-10	.300	4-4	1.000	2	2	4	4.0	3	6	2	0	3	27	25.4
12.3.25	VIRGINIA	*	40:00	7-17	.412	2-6	.333	12-13	.923	3	4	7	4.3	3	7	5	0	4	28	25.7
12.15.25	SOUTH FLORIDA	*	32:30	7-19	.368	4-12	.333	1-1	1.000	1	5	6	4.5	1	3	2	0	3	19	25.0
12.18.25	UALBANY	*	31:40	7-17	.412	1-5	.200	2-4	.500	0	4	4	4.0	0	4	2	0	6	17	24.3
12.20.25	TEXAS SOUTHERN	*	23:01	8-14	.571	4-10	.400	3-4	.750	1	1	2	4.3	0	1	2	1	3	23	24.2
12.28.25	STONEHILL	*	25:41	7-13	.538	1-4	.250	6-6	1.000	0	1	1	4.0	1	7	0	0	5	21	23.9
1.1.26	AT ARKANSAS	*	35:10	13-26	.500	3-9	.333	6-6	1.000	0	4	4	4.0	2	8	1	0	3	35	24.7
1.4.26	LSU	*	40:00	10-25	.400	3-9	.333	9-12	.750	0	1	1	3.8	2	4	4	0	3	32	25.2
1.8.26	MISSOURI	*	33:42	6-17	.353	3-7	.429	5-5	1.000	2	2	4	3.8	2	6	3	0	2	20	24.9
1.11.26	AT TEXAS A&M	*	28:51	9-16	.563	0-4	.000	7-7	1.000	1	0	1	3.6	1	5	2	0	3	25	24.9
1.15.26	AT MISSISSIPPI ST.	*	40:00	11-23	.478	5-12	.417	11-11	1.000	1	4	5	3.7	2	7	3	0	0	38	25.6
1.19.26	VS. MICHIGAN	*	33:27	5-14	.357	0-4	.000	4-5	.800	1	1	2	3.6	4	4	5	0	1	14	25.0
1.22.26	AUBURN	*	35:56	8-21	.381	1-8	.125	3-5	.600	3	1	4	3.7	3	5	4	0	1	20	24.8
1.25.26	AT SOUTH CAROLINA	*	37:51	9-24	.375	3-7	.429	2-2	1.000	2	5	7	3.8	2	5	5	0	3	23	24.7
1.30.26	VS. OLE MISS	*	40:00	10-24	.417	1-4	.250	8-10	.800	1	4	5	3.9	3	4	7	0	1	29	24.9
2.1.26	FLORIDA	*	38:07	10-20	.500	3-10	.300	7-7	1.000	1	4	5	3.9	3	8	3	0	4	30	25.1
2.5.26	AT KENTUCKY	*	40:00	13-25	.520	6-9	.667	5-6	.833	1	1	2	3.8	2	4	3	0	4	37	25.6
2.9.26	OKLAHOMA																			
2.12.26	TEXAS																			
2.15.26	AT GEORGIA																			
2.22.26	KENTUCKY																			
2.26.26	ALABAMA																			
3.1.26	AT TENNESSEE																			
TOTAL		24	810:10	212-466	.455	59-178	.331	131-156	.840	29	63	92	3.8	46	110	67	5	75	614	25.6

CAREER STATS

YEAR	GP	GS	MIN	AVG	FG	FGA	PCT	3FG	3FGA	3PCT	FT	FTA	PCT	OFF	DEF	TOT	AVG	PF	FO	AST	TO	BLK	STL	PTS	AVG
2024-25	33	32	1062	32.2	250	548	.456	76	222	.342	193	218	.885	48	65	113	3.4	82	2	105	96	8	78	769	23.3
2025-26	24	24	810	33.8	212	466	.455	59	178	.331	131	156	.840	29	63	92	3.8	46	0	110	67	5	75	614	25.6
CAREER	57	56	1872	32.8	462	1014	.456	135	400	.338	324	374	.866	77	128	205	3.6	128	2	215	163	13	153	1383	24.3





2 JADA BROWN

@_JadaBrown
@BrownJadaa
@JadaBrown_

G • 5-8 • Sr. • Bentonville, Ark. • Bentonville HS

SEASON HIGHS

Points • 12 • Stonehill (12/28/25)
FG Made • 4 • 2x, Last: Stonehill (12/28/25)
FG Attempts • 9 • at Western Kentucky (11/19/25)
3-Pt Made • 3 • vs. Oregon State (11/27/25)
3-Pt Attempt • 4 • 5x, Last: at Texas A&M (01/11/26)
FT Made • 4 • 2x, Last: Stonehill (12/28/25)
FT Attempt • 5 • Stonehill (12/28/25)
Rebounds • 3 • 3x, Last: at Arkansas (01/01/26)
Assists • 6 • Texas A&M (01/11/26)
Steals • 6 • Stonehill (12/28/25)
Blocks • 1 • 2x, Last: Auburn (01/22/26)
Minutes • 34 • vs. BYU (11/29/25)

CAREER HIGHS

Points • 12 • 2x, Last: Stonehill (12/28/25)
FG Made • 4 • 3x, Last: Stonehill (12/28/25)
FG Attempts • 12 • Samford (11/10/22)
3-Pt Made • 4 • vs. NC State (11/24/22)
3-Pt Attempt • 8 • at LSU (01/01/23)
FT Made • 4 • Alabama State (11/21/25)
FT Attempt • 4 • Alabama State (11/21/25)
Rebounds • 4 • 4x, Last: Radford (12/31/23)
Assists • 6 • Texas A&M (01/11/26)
Steals • 6 • Stonehill (12/28/25)
Blocks • 1 • 3x, Last: California (11/3/25)
Minutes • 42 • Lipscomb (12/18/22)

- Kay Yow Servant Leader Award (2025-26)
- Averaging 3.9 ppg this season, the highest since her freshman season
- Made at least one 3-pointer off the bench in the last 8 of last 10 games
- Equaled her career high by scoring 12 pts vs. Stonehill on Dec. 28
- Played in 88 games with 22 career starts at Vanderbilt
- Member of Coach Ralph's first signing class at Vanderbilt
- Her TikTok account has generated 5.7 million likes and 109,000 followers
- Second player from Arkansas in program history and first since 1990-91
- Two-time SEC Winter Academic Honor Roll (2023-24, 2024-25)

SUPERLATIVES	'25-26 CAREER		SUPERLATIVES	'25-26 CAREER	
10+ POINTS	2	4	3+ ASSISTS	5	6
15+ POINTS	--	--	5+ STEALS	1	1
20+ POINTS	--	--	3+ STEALS	1	1
25+ POINTS	--	--	2+ BLOCKS	--	--
30+ POINTS	--	--	DOUBLE-DOUBLES	--	--
40+ POINTS	--	--	LED VANDY IN PTS	--	--
50+ POINTS	--	--	LED VANDY IN REB	--	--
MADE 3+ 3-PT FG	1	4	LED VANDY IN AST	--	1
10+ REBS	--	--	LED VANDY IN STL	2	2
5+ ASSISTS	1	1-	LED VANDY IN BLK	--	--

GAME-BY-GAME

DATE	OPPONENT	GS	MIN	FGM/A	FG%	3FG/A	3P%	FTM/A	FT%	OFF	DEF	TOT	AVG	PF	AST	T/O	BLK	STL	PTS	AVG
11.3.25	CALIFORNIA		04:08	0-1	.000	0-0	.000	0-0	.000	0	0	0	0.0	0	0	0	1	0	0	0.0
11.10.25	FURMAN		18:31	4-6	.667	2-3	.667	0-0	.000	0	0	0	0.0	1	2	0	0	2	10	5.0
11.12.25	AT AUSTIN PEAY		15:46	1-3	.333	1-3	.333	0-0	.000	0	0	0	0.0	0	1	0	0	0	3	4.3
11.19.25	AT WESTERN KY.		21:39	1-9	.111	0-3	.000	0-0	.000	1	0	1	0.3	3	3	1	0	2	2	3.8
11.21.25	ALABAMA STATE		22:48	0-2	.000	0-1	.000	4-4	1.000	0	2	2	0.6	0	4	1	0	2	4	3.8
11.23.25	TENNESSEE STATE		16:03	3-5	.600	1-3	.333	0-0	.000	0	1	1	0.7	2	2	5	0	1	7	4.3
11.27.25	VS. OREGON STATE		20:06	3-5	.600	3-4	.750	0-0	.000	0	3	3	1.0	2	1	0	0	1	9	5.0
11.29.25	VS. BYU		33:42	2-5	.400	2-4	.500	2-2	1.000	1	1	2	1.1	0	1	0	0	1	8	5.4
12.3.25	VIRGINIA		13:32	0-1	.000	0-1	.000	0-0	.000	1	0	1	1.1	0	0	0	0	0	0	4.8
12.15.25	SOUTH FLORIDA		18:37	0-4	.000	0-4	.000	0-0	.000	0	2	2	1.2	0	2	0	0	1	0	4.3
12.18.25	UALBANY		30:05	1-5	.200	0-1	.000	0-0	.000	0	2	2	1.3	2	2	0	0	0	2	4.1
12.20.25	TEXAS SOUTHERN		23:53	1-4	.250	1-2	.500	0-0	.000	0	3	3	1.4	3	3	2	0	1	3	4.0
12.28.25	STONEHILL		28:06	4-4	1.000	0-0	.000	4-5	.800	0	1	1	1.4	2	1	2	0	6	12	4.6
1.1.26	AT ARKANSAS		26:25	2-4	.500	2-4	.500	0-0	.000	0	3	3	1.5	2	1	0	0	1	6	4.7
1.4.26	LSU		26:16	1-2	.500	1-2	.500	1-2	.500	1	1	2	1.5	0	2	3	0	1	4	4.7
1.8.26	MISSOURI		22:49	1-3	.333	1-2	.500	0-0	.000	1	1	2	1.6	2	2	0	0	0	3	4.6
1.11.26	AT TEXAS A&M		25:50	2-4	.500	2-4	.500	0-0	.000	0	1	1	1.5	2	6	1	0	3	6	4.6
1.15.26	AT MISSISSIPPI ST.		20:41	2-4	.500	1-2	.500	0-0	.000	0	0	0	1.4	1	2	2	0	0	5	4.7
1.19.26	VS. MICHIGAN		21:28	1-2	.500	1-2	.500	0-0	.000	0	0	0	1.4	1	0	1	0	2	3	4.6
1.22.26	AUBURN		23:12	1-1	1.000	1-1	1.000	0-0	.000	0	0	0	1.3	2	0	0	1	3	3	4.5
1.25.26	AT SOUTH CAROLINA		25:35	1-3	.333	1-3	.333	0-0	.000	0	0	0	1.2	2	3	2	0	1	3	4.4
1.30.26	VS. OLE MISS		10:13	0-1	.000	0-1	.000	0-0	.000	0	0	0	1.2	0	1	2	0	0	0	4.2
2.1.26	FLORIDA		10:20	0-2	.000	0-1	.000	0-0	.000	0	1	1	1.2	1	0	1	0	0	0	4.0
2.5.26	AT KENTUCKY		14:05	0-2	.000	0-1	.000	0-0	.000	1	0	1	1.2	0	0	0	0	0	0	3.9
2.9.26	OKLAHOMA																			
2.12.26	TEXAS																			
2.15.26	AT GEORGIA																			
2.22.26	KENTUCKY																			
2.26.26	ALABAMA																			
3.1.26	AT TENNESSEE																			
TOTAL		0	493:49	31-82	.378	20-52	.385	11-13	.846	6	22	28	1.2	28	39	23	2	28	93	3.9

CAREER STATS

YEAR	GP	GS	MIN	AVG	FG	FGA	PCT	3FG	3FGA	3PCT	FT	FTA	PCT	OFF	DEF	TOT	AVG	PF	FO	AST	TO	BLK	STL	PTS	AVG
2022-23	30	22	637	21.3	44	150	.293	32	105	.305	12	14	.857	13	19	32	1.1	35	0	24	44	1	14	132	4.4
2023-24	19	0	128	6.7	3	20	.150	2	16	.125	4	6	.667	2	9	11	0.6	12	0	7	6	0	2	12	0.6
2024-25	15	0	78	5.2	7	14	.500	3	7	.429	3	4	.750	5	9	14	0.9	9	0	6	6	0	6	20	1.3
2025-26	24	0	494	20.6	31	82	.378	20	52	.385	11	13	.846	6	22	28	1.2	28	0	39	23	2	28	93	3.9
CAREER	88	22	1337	15.2	85	266	.320	57	180	.317	30	37	.811	26	59	85	1.0	84	0	76	79	3	50	257	2.9





3 AUBREY GALVAN

@AubTheBaller1
@AubTheBaller
@AubTheBaller1

G • 5-6 • Fr. • Deerfield, Ill. • Wilmette Loyola Academy

SEASON HIGHS

Points • 20 • vs. Michigan (01/19/26)
FG Made • 8 • 2x, Last: vs. Ole Miss (01/31/26)
FG Attempts • 17 • Missouri (01/08/26)
3-Pt Made • 4 • 2x, Last: LSU (01/04/26)
3-Pt Attempt • 11 • Missouri (01/08/26)
FT Made • 7 • at Kentucky (02/05/26)
FT Attempt • 7 • at Kentucky (02/05/26)
Rebounds • 9 • vs. California (11/3/25)
Assists • 15 • Tennessee State (11/23/25)
Steals • 9 • Tennessee State (11/23/25)
Blocks • 1 • 2x, Last: at South Carolina (01/25/26)
Minutes • 40 • 4x, Last: vs. Ole Miss (01/31/26)

CAREER HIGHS

Points • 20 • vs. Michigan (01/19/26)
FG Made • 8 • 2x, Last: vs. Ole Miss (01/31/26)
FG Attempts • 17 • Missouri (01/08/26)
3-Pt Made • 4 • 2x, Last: LSU (01/04/26)
3-Pt Attempt • 11 • Missouri (01/08/26)
FT Made • 7 • at Kentucky (02/05/26)
FT Attempt • 7 • at Kentucky (02/05/26)
Rebounds • 9 • vs. California (11/3/25)
Assists • 15 • Tennessee State (11/23/25)
Steals • 9 • Tennessee State (11/23/25)
Blocks • 1 • 2x, Last: at South Carolina (01/25/26)
Minutes • 40 • 4x, Last: vs. Ole Miss (01/31/26)

- Ranks in the top-15 nationally in assists (11th; 148) & ast/game (14th; 6.2)
- 3-Time SEC Freshman of the Week (Nov. 25, Jan. 6, Jan. 20)
- Her 7 ast vs. Cal were the most by a Vandy player in a debut since 2015-16
- Her 9 reb. vs. Cal were the most by a Commodore in a debut since 2019-20
- Became the first NCAA player since at 1999-00 to open her career with back-to-back games with 7-plus assists and 7-plus rebounds
- Two-time adidas All-American ('23, '24)
- 4-star recruit according to Prospect Nation and named to the site's Elite 150 for the Class of 2025
- Works out with WNBA star Jewell Loyd in the summers and considers the six-time WNBA All-Star a mentor

SUPERLATIVES	'25-26 CAREER	SUPERLATIVES	'25-26 CAREER
10+ POINTS	15	3+ ASSISTS	22
15+ POINTS	9	5+ STEALS	4
20+ POINTS	1	3+ STEALS	15
25+ POINTS	--	2+ BLOCKS	--
30+ POINTS	--	DOUBLE-DOUBLES	2
40+ POINTS	--	LED VANDY IN PTS	1
50+ POINTS	--	LED VANDY IN REB	2
MADE 3+ 3-PT FG	6	LED VANDY IN AST	14
10+ REBS	--	LED VANDY IN STL	8
5+ ASSISTS	16	LED VANDY IN BLK	--

GAME-BY-GAME

DATE	OPPONENT	GS	MIN	FGM/A	FG%	3FG/A	3P%	FTM/A	FT%	OFF	DEF	TOT	AVG	PF	AST	T/O	BLK	STL	PTS	AVG
11.3.25	CALIFORNIA	*	39:10	3-14	.214	1-4	.250	0-0	.000	2	7	9	9.0	4	7	3	0	3	7	7.0
11.10.25	FURMAN	*	31:18	5-10	.500	1-4	.250	0-0	.000	2	5	7	8.0	3	8	6	0	3	11	9.0
11.12.25	AT AUSTIN PEAY	*	40:00	6-10	.600	3-5	.600	3-3	1.000	0	2	2	6.0	4	3	2	0	0	18	12.0
11.19.25	AT WESTERN KY.	*	27:08	1-6	.167	1-2	.500	0-0	.000	0	5	5	5.8	0	8	1	0	0	3	9.8
11.21.25	ALABAMA STATE	*	25:50	2-9	.222	0-3	.000	0-0	.000	0	2	2	5.0	0	8	1	0	2	4	8.6
11.23.25	TENNESSEE STATE	*	30:53	7-15	.467	2-5	.400	0-0	.000	0	3	3	4.7	0	15	5	0	9	16	9.8
11.27.25	VS. OREGON STATE	*	30:29	5-14	.357	2-5	.400	0-2	.000	0	1	1	4.1	3	1	1	1	6	12	10.1
11.29.25	VS. BYU	*	40:00	6-15	.400	2-9	.222	2-2	1.000	0	2	2	3.9	0	5	0	0	3	16	10.9
12.3.25	VIRGINIA	*	37:47	3-6	.500	1-2	.500	0-0	.000	0	4	4	3.9	0	8	3	0	3	7	10.4
12.15.25	SOUTH FLORIDA	*	35:59	4-13	.308	3-10	.300	0-0	.000	1	4	5	4.0	0	8	2	0	2	11	10.5
12.18.25	UALBANY	*	35:35	6-12	.500	3-6	.500	0-0	.000	0	6	6	4.2	2	4	2	0	4	15	10.9
12.20.25	TEXAS SOUTHERN	*	21:37	1-9	.111	1-8	.125	0-0	.000	1	1	2	4.0	1	11	3	0	0	3	10.3
12.28.25	STONEHILL	*	28:12	4-7	.571	1-2	.500	0-0	.000	0	3	3	3.9	0	7	1	0	5	9	10.2
1.1.26	AT ARKANSAS	*	34:03	5-13	.385	4-10	.400	0-0	.000	0	0	0	3.6	1	6	1	0	3	14	10.4
1.4.26	LSU	*	33:30	4-16	.250	4-10	.400	2-3	.667	1	2	3	3.6	2	1	3	0	3	14	10.7
1.8.26	MISSOURI	*	36:27	8-17	.471	2-11	.182	1-1	1.000	0	1	1	3.4	1	4	4	0	5	19	11.2
1.11.26	AT TEXAS A&M	*	34:20	5-9	.556	2-4	.500	0-0	.000	0	1	1	3.3	0	7	2	0	4	12	11.2
1.15.26	AT MISSISSIPPI ST.	*	26:22	3-9	.333	0-4	.000	2-2	1.000	0	3	3	3.3	3	5	1	0	0	8	11.1
1.19.26	VS. MICHIGAN	*	40:00	7-14	.500	3-6	.500	3-4	.750	0	1	1	3.2	3	3	0	0	2	20	11.5
1.22.26	AUBURN	*	37:40	6-10	.600	1-3	.333	2-2	1.000	1	4	5	3.3	1	10	6	1	4	15	11.7
1.25.26	AT SOUTH CAROLINA	*	31:11	3-8	.375	1-3	.333	0-0	.000	1	2	3	3.2	2	3	4	1	3	7	11.5
1.30.26	VS. OLE MISS	*	40:00	8-14	.571	1-4	.250	1-2	.500	1	1	2	3.2	3	4	2	0	2	18	11.8
2.1.26	FLORIDA	*	34:28	4-11	.364	1-6	.167	0-0	.000	0	2	2	3.1	1	5	4	0	1	9	11.7
2.5.26	AT KENTUCKY	*	36:49	4-11	.364	1-6	.167	7-7	1.000	1	0	1	3.0	3	7	1	0	3	16	11.8
2.9.26	OKLAHOMA																			
2.12.26	TEXAS																			
2.15.26	AT GEORGIA																			
2.22.26	KENTUCKY																			
2.26.26	ALABAMA																			
3.1.26	AT TENNESSEE																			
TOTAL		24	808:48	110-272	.404	41-132	.311	23-28	.821	11	62	73	3.0	37	148	61	3	70	284	11.8

CAREER STATS

YEAR	GP	GS	MIN	AVG	FG	FGA	PCT	3FG	3FGA	3PCT	FT	FTA	PCT	OFF	DEF	TOT	AVG	PF	FO	AST	TO	BLK	STL	PTS	AVG
2025-26	24	24	809	33.7	110	272	.404	41	132	.311	23	28	.821	11	62	73	3.0	37	0	148	61	3	70	284	11.8
CAREER	24	24	809	33.7	110	272	.404	41	132	.311	23	28	.821	11	62	73	3.0	37	0	148	61	3	70	284	11.8





4 MADISON GREENE

@Mad1son_O4

@Mad1son_O4

G • 5-6 • Jr. • Columbus, Ohio • Pickerington Central HS

SEASON HIGHS

Points • - - • - -
FG Made • - - • - -
FG Attempts • - - • - -
3-Pt Made • - - • - -
3-Pt Attempt • - - • - -
FT Made • - - • - -
FT Attempt • - - • - -
Rebounds • - - • - -
Assists • - - • - -
Steals • - - • - -
Blocks • - - • - -
Minutes • - - • - -

CAREER HIGHS

Points • 25 • at Dayton (12/19/24)
FG Made • 7 • 2x, Last: at Dayton (12/19/24)
FG Attempts • 14 • at Dayton (12/19/24)
3-Pt Made • 5 • at South Florida (11/14/24)
3-Pt Attempt • 8 • at South Florida (11/14/24)
FT Made • 8 • at Dayton (12/19/24)
FT Attempt • 10 • at Dayton (12/19/24)
Rebounds • 6 • Alabama A&M (12/29/24)
Assists • 6 • Samford (11/22/24)
Steals • 6 • Lipscomb (11/04/24)
Blocks • 1 • Austin Peay (11/08/24)
Minutes • 41 • Mississippi State (02/13/25)

- Will miss the 2025-25 season due to injury
- Played in 44 games with four career starts at Vanderbilt
- Earned a medical redshirt waiver for the 2023-24 season after missing the final 22 games due to injury
- Led the team in points off the bench at 7.3 ppg in 29 games in '24-25
- First Dore since 2018 to score 25-plus points off the bench in game vs. Dayton on Dec. 19, 2024
- SEC Winter Academic Honor Roll ('25)
- Majoring in Medicine, Health & Society

SUPERLATIVES

'25-26 CAREER

10+ POINTS	--	13
15+ POINTS	--	5
20+ POINTS	--	1
25+ POINTS	--	1
30+ POINTS	--	--
40+ POINTS	--	--
50+ POINTS	--	--
MADE 3+ 3-PT FG	--	4
10+ REBS	--	--
5+ ASSISTS	--	1

SUPERLATIVES

'25-26 CAREER

3+ ASSISTS	--	6
5+ STEALS	--	1
3+ STEALS	--	5
2+ BLOCKS	--	--
DOUBLE-DOUBLES	--	--
LED VANDY IN PTS	--	1
LED VANDY IN REB	--	--
LED VANDY IN AST	--	4
LED VANDY IN STL	--	4
LED VANDY IN BLK	--	--

GAME-BY-GAME

DATE	OPPONENT	GS	MIN	FGM/A	FG%	3FG/A	3P%	FTM/A	FG% OFF	DEF	TOT	AVG	PF	AST	T/O	BLK	STL	PTS	AVG	
11.3.25	CALIFORNIA																			
11.10.25	FURMAN																			
11.12.25	AT AUSTIN PEAY																			
11.19.25	AT WESTERN KY.																			
11.21.25	ALABAMA STATE																			
11.23.25	TENNESSEE STATE																			
11.27.25	VS. OREGON STATE																			
11.29.25	VS. BYU OR VA. TECH																			
12.3.25	VIRGINIA																			
12.15.25	SOUTH FLORIDA																			
12.18.25	UALBANY																			
12.20.25	TEXAS SOUTHERN																			
12.28.25	STONEHILL																			
1.1.26	AT ARKANSAS																			
1.4.26	LSU																			
1.8.26	MISSOURI																			
1.11.26	AT TEXAS A&M																			
1.15.26	AT MISSISSIPPI ST.																			
1.19.26	VS. MICHIGAN																			
1.22.26	AUBURN																			
1.25.26	AT SOUTH CAROLINA																			
1.30.26	VS. OLE MISS																			
2.1.26	FLORIDA																			
2.5.26	AT KENTUCKY																			
2.9.26	OKLAHOMA																			
2.12.26	TEXAS																			
2.15.26	AT GEORGIA																			
2.22.26	KENTUCKY																			
2.26.26	ALABAMA																			
3.1.26	AT TENNESSEE																			
TOTAL																				

CAREER STATS

YEAR	GP	GS	MIN	AVG	FG	FGA	PCT	3FG	3FGA	3PCT	FT	FTA	PCT	OFF	DEF	TOT	AVG	PF	FO	AST	TO	BLK	STL	PTS	AVG
2023-24	11	0	217	19.7	31	73	.425	10	28	.357	4	6	.667	5	11	16	1.5	22	0	13	14	0	15	76	6.9
2024-25	33	4	672	20.4	78	181	.431	25	71	.352	44	53	.830	19	52	71	2.2	58	0	44	56	1	40	225	6.8
2025-26	--	--	--	--	--	--	--	--	--	--	--	--	--	--	--	--	--	--	--	--	--	--	--	--	--
CAREER	44	4	889	20.2	109	254	.429	35	99	.354	48	59	.814	24	63	87	2.0	80	0	57	70	1	55	301	6.8





8 AVA BLACK

@Ava_Black0501
@Ava_Jaye_Black

G • 5-11 • Fr. • Auburn, N.H. • Tabor Academy (Mass.)

SEASON HIGHS

Points • 11 • Alabama State (11/21/25)
FG Made • 4 • 3x, Last: Stonehill (12/28/25)
FG Attempts • 8 • 2x, Last: Texas Southern (12/20/25)
3-Pt Made • 3 • Alabama State (11/21/25)
3-Pt Attempt • 4 • Alabama State (11/21/25)
FT Made • 2 • 2x, at South Carolina (01/25/26)
FT Attempt • 2 • 2x, at South Carolina (01/25/26)
Rebounds • 6 • 2x, Last: Tennessee State (11/21/25)
Assists • 2 • 2x, Last: Tennessee State (11/21/25)
Steals • 3 • 2x, Last: Texas Southern (12/20/25)
Blocks • 1 • Tennessee State (11/21/25)
Minutes • 22 • 2x, Last: Texas Southern (12/20/25)

CAREER HIGHS

Points • 11 • Alabama State (11/21/25)
FG Made • 4 • 3x, Last: Stonehill (12/28/25)
FG Attempts • 8 • 2x, Last: Texas Southern (12/20/25)
3-Pt Made • 3 • Alabama State (11/21/25)
3-Pt Attempt • 4 • Alabama State (11/21/25)
FT Made • 2 • 2x, at South Carolina (01/25/26)
FT Attempt • 2 • 2x, at South Carolina (01/25/26)
Rebounds • 6 • 2x, Last: Tennessee State (11/21/25)
Assists • 2 • 2x, Last: Tennessee State (11/21/25)
Steals • 3 • 2x, Last: Texas Southern (12/20/25)
Blocks • 1 • Tennessee State (11/21/25)
Minutes • 22 • 2x, Last: Texas Southern (12/20/25)

- Made her Vanderbilt debut vs. Furman on Nov. 10
- Scored a career-high 11 points vs. Alabama State
- Ranked as one of New England's top prospects
- Attended the 2023 USA Women's Basketball U16 National Team trials
- First player in program history from New Hampshire
- Two-time All-State selection

SUPERLATIVES	'25-26 CAREER	SUPERLATIVES	'25-26 CAREER
10+ POINTS	1 1	3+ ASSISTS	-- --
15+ POINTS	-- --	5+ STEALS	-- --
20+ POINTS	-- --	3+ STEALS	1 1
25+ POINTS	-- --	2+ BLOCKS	-- --
30+ POINTS	-- --	DOUBLE-DOUBLES	-- --
40+ POINTS	-- --	LED VANDY IN PTS	-- --
50+ POINTS	-- --	LED VANDY IN REB	1 1
MADE 3+ 3-PT FG	1 1	LED VANDY IN AST	-- --
10+ REBS	-- --	LED VANDY IN STL	1 1
5+ ASSISTS	-- --	LED VANDY IN BLK	-- --

GAME-BY-GAME

DATE	OPPONENT	GS	MIN	FGM/A	FG%	3FG/A	3P%	FTM/A	FG%	OFF	DEF	TOT	AVG	PF	AST	T/O	BLK	STL	PTS	AVG
11.3.25	CALIFORNIA																			
11.10.25	FURMAN		04:19	1-2	.500	0-1	.000	1-1	1.000	0	1	1	1.0	2	0	0	0	0	3	3.0
11.12.25	AT AUSTIN PEAY																			
11.19.25	AT WESTERN KY.		12:30	1-3	.333	0-1	.000	0-0	.000	4	0	4	2.5	3	2	0	0	2	2	2.5
11.21.25	ALABAMA STATE		21:57	4-8	.500	3-4	.750	0-0	.000	3	3	6	3.7	3	1	0	0	3	11	5.3
11.23.25	TENNESSEE STATE		20:34	2-3	.667	0-1	.000	0-1	.000	1	5	6	4.3	1	2	2	1	1	4	5.0
11.27.25	VS. OREGON STATE		09:21	0-0	.000	0-0	.000	0-0	.000	0	2	2	3.8	1	1	1	0	1	0	4.0
11.29.25	VS. BYU		07:42	2-4	.500	0-2	.000	0-0	.000	0	0	0	3.2	1	1	0	0	0	4	4.0
12.3.25	VIRGINIA																			
12.15.25	SOUTH FLORIDA		09:59	0-1	.000	0-0	.000	2-2	1.000	3	1	4	3.3	1	0	1	0	0	2	3.7
12.18.25	UALBANY		09:13	1-2	.500	0-1	.000	0-0	.000	1	2	3	3.3	2	0	0	0	0	2	3.5
12.20.25	TEXAS SOUTHERN		21:56	4-5	.800	1-1	1.000	0-0	.000	0	5	5	3.4	4	0	1	0	3	9	4.1
12.28.25	STONEHILL		17:51	4-4	1.000	0-0	.000	1-1	1.000	1	4	5	3.6	2	1	0	0	2	9	4.6
1.1.26	AT ARKANSAS		13:12	1-1	1.000	1-1	1.000	0-0	.000	3	1	4	3.6	1	1	3	0	0	3	4.5
1.4.26	LSU		02:14	0-0	.000	0-0	.000	0-0	.000	0	1	1	3.4	0	0	0	0	0	0	4.1
1.8.26	MISSOURI		04:10	0-1	.000	0-1	.000	0-0	.000	0	0	0	3.2	2	0	0	0	0	0	3.8
1.11.26	AT TEXAS A&M		10:11	1-2	.500	0-0	.000	0-1	.000	0	1	1	3.0	1	0	0	0	0	2	3.6
1.15.26	AT MISSISSIPPI ST.		02:12	0-1	.000	0-1	.000	0-0	.000	0	0	0	2.8	0	0	0	0	0	0	3.4
1.19.26	VS. MICHIGAN																			
1.22.26	AUBURN		04:00	0-0	.000	0-0	.000	0-0	.000	0	1	1	2.7	0	0	0	0	0	0	3.2
1.25.26	AT SOUTH CAROLINA		08:04	1-2	.500	0-0	.000	2-2	1.000	0	0	0	2.5	1	0	0	0	0	4	3.2
1.30.26	VS. OLE MISS		01:36	0-0	.000	0-0	.000	0-0	.000	0	0	0	2.4	1	0	0	0	0	0	3.1
2.1.26	FLORIDA		08:01	1-3	.333	0-1	.000	0-0	.000	2	1	3	2.4	0	1	1	0	1	2	3.0
2.5.26	AT KENTUCKY		09:24	0-2	.000	0-1	.000	0-0	.000	0	2	2	2.4	2	0	0	0	1	0	2.9
2.9.26	OKLAHOMA																			
2.12.26	TEXAS																			
2.15.26	AT GEORGIA																			
2.22.26	KENTUCKY																			
2.26.26	ALABAMA																			
3.1.26	AT TENNESSEE																			
TOTAL		0	198:26	23-44	.523	5-16	.313	6-8	.750	18	30	48	2.4	28	10	9	1	14	57	2.9

CAREER STATS

YEAR	GP	GS	MIN	AVG	FG	FGA	PCT	3FG	3FGA	3PCT	FT	FTA	PCT	OFF	DEF	TOT	AVG	PF	FO	AST	TO	BLK	STL	PTS	AVG
2025-26	20	0	198	9.9	23	44	.523	5	16	.313	6	8	.750	18	30	48	2.4	28	0	10	9	1	14	57	2.9
CAREER	20	0	198	9.9	23	44	.523	5	16	.313	6	8	.750	18	30	48	2.4	28	0	10	9	1	14	57	2.9





11 MONIQUE WILLIAMS

@Monique.Williams6

@Monique_Williams11

F • 6-3 • Fr. • Perth, Australia • Willeton Senior HS

SEASON HIGHS

Points • 5 • Texas Southern (12/20/25)
FG Made • 2 • Texas Southern (12/20/25)
FG Attempts • 2 • 2x, Last: Texas Southern (12/20/25)
3-Pt Made • 1 • Texas Southern (12/20/25)
3-Pt Attempt • 1 • Texas Southern (12/20/25)
FT Made • 2 • Tennessee State (11/23/25)
FT Attempt • 4 • Tennessee State (11/23/25)
Rebounds • 2 • Alabama State (11/21/25)
Assists • 1 • UAlbany (12/18/25)
Steals • - - - -
Blocks • - - - -
Minutes • 10 • Texas Southern (12/20/25)

CAREER HIGHS

Points • 5 • Texas Southern (12/20/25)
FG Made • 2 • Texas Southern (12/20/25)
FG Attempts • 2 • 2x, Last: Texas Southern (12/20/25)
3-Pt Made • 1 • Texas Southern (12/20/25)
3-Pt Attempt • 1 • Texas Southern (12/20/25)
FT Made • 2 • Tennessee State (11/23/25)
FT Attempt • 4 • Tennessee State (11/23/25)
Rebounds • 2 • Alabama State (11/21/25)
Assists • 1 • UAlbany (12/18/25)
Steals • - - - -
Blocks • - - - -
Minutes • 10 • Texas Southern (12/20/25)

- Made her Vanderbilt debut vs. Furman on Nov. 10
- Enrolled into Vanderbilt during the 2025 Spring semester, where she practiced with the Commodores for the remainder of 2024-25
- Member of Australia's National Program
- Second player in program history from Australia and first since 1999-00
- Attended Willeton Senior High School in Perth, Australia
- Won Silver w/ Australia at the 2025 FIBA U19 Women's World Cup in Czechia
- Played in eight games in the Basketball Australia Centre of Excellence (CoE)

SUPERLATIVES	'25-26 CAREER	SUPERLATIVES	'25-26 CAREER
10+ POINTS	-- --	3+ ASSISTS	-- --
15+ POINTS	-- --	5+ STEALS	-- --
20+ POINTS	-- --	3+ STEALS	-- --
25+ POINTS	-- --	2+ BLOCKS	-- --
30+ POINTS	-- --	DOUBLE-DOUBLES	-- --
40+ POINTS	-- --	LED VANDY IN PTS	-- --
50+ POINTS	-- --	LED VANDY IN REB	-- --
MADE 3+ 3-PT FG	-- --	LED VANDY IN AST	-- --
10+ REBS	-- --	LED VANDY IN STL	-- --
5+ ASSISTS	-- --	LED VANDY IN BLK	-- --

GAME-BY-GAME

DATE	OPPONENT	GS	MIN	FGM/A	FG%	3FG/A	3P%	FTM/A	FG% OFF	DEF	TOT	AVG	PF	AST	T/O	BLK	STL	PTS	AVG	
11.3.25	CALIFORNIA																			
11.10.25	FURMAN	02:56	0-1	.000	0-0	.000	0-0	.000	0	0	0	0.0	1	0	0	0	0	0	0.0	
11.12.25	AT AUSTIN PEAY																			
11.19.25	AT WESTERN KY.	03:42	0-0	.000	0-0	.000	0-0	.000	0	1	1	0.5	0	0	0	0	0	0	0.0	
11.21.25	ALABAMA STATE	08:55	0-2	.000	0-0	.000	0-0	.000	2	0	2	1.0	1	0	0	0	0	0	0.0	
11.23.25	TENNESSEE STATE	05:04	0-1	.000	0-0	.000	2-4	.500	0	0	0	0.8	0	0	0	0	0	2	0.5	
11.27.25	VS. OREGON STATE																			
11.29.25	VS. BYU																			
12.3.25	VIRGINIA																			
12.15.25	SOUTH FLORIDA	02:14	1-1	1.000	0-0	.000	0-0	.000	0	0	0	0.6	0	0	0	0	0	2	0.8	
12.18.25	UALBANY	01:34	0-0	.000	0-0	.000	0-0	.000	0	0	0	0.5	0	1	0	0	0	0	0.7	
12.20.25	TEXAS SOUTHERN	10:00	2-2	1.000	1-1	1.000	0-2	.000	0	0	0	0.4	0	0	0	0	0	5	1.3	
12.28.25	STONEHILL	06:08	0-1	.000	0-0	.000	0-0	.000	0	0	0	0.4	0	0	1	0	0	0	1.1	
1.1.26	AT ARKANSAS																			
1.4.26	LSU																			
1.8.26	MISSOURI	02:38	1-1	1.000	0-0	.000	0-0	.000	0	0	0	0.3	0	0	0	0	0	2	1.2	
1.11.26	AT TEXAS A&M	02:34	0-0	.000	0-0	.000	0-0	.000	0	1	1	0.4	0	0	0	0	0	0	1.1	
1.15.26	AT MISSISSIPPI ST.																			
1.19.26	VS. MICHIGAN																			
1.22.26	AUBURN																			
1.25.26	AT SOUTH CAROLINA																			
1.30.26	VS. OLE MISS																			
2.1.26	FLORIDA																			
2.5.26	AT KENTUCKY																			
2.9.26	OKLAHOMA																			
2.12.26	TEXAS																			
2.15.26	AT GEORGIA																			
2.22.26	KENTUCKY																			
2.26.26	ALABAMA																			
3.1.26	AT TENNESSEE																			
TOTAL		0	45:45	4-9	.444	1-1	1.000	2-6	.333	2	2	40	4	2	1	1	0	0	11	1.1

CAREER STATS

YEAR	GP	GS	MIN	AVG	FG	FGA	PCT	3FG	3FGA	3PCT	FT	FTA	PCT	OFF	DEF	TOT	AVG	PF	FO	AST	TO	BLK	STL	PTS	AVG
2025-26	10	0	46	4.6	4	9	.444	1	1	1.000	2	6	.333	2	2	40	4	2	0	1	1	0	0	11	1.1
CAREER	10	0	46	4.6	4	9	.444	1	1	1.000	2	6	.333	2	2	40	4	2	0	1	1	0	0	11	1.1





13 JUSTINE PISSOTT

@JustinePissott
@j.usssssyyy
@JustinePissott

G/F • 6-4 • Sr. • Toms River, N.J. • Tennessee/Red Bank Catholic

SEASON HIGHS

Points • 25 • Texas Southern (12/20/25)
FG Made • 9 • Texas Southern (12/20/25)
FG Attempts • 15 • Virginia (12/03/25)
3-Pt Made • 7 • Texas Southern (12/20/25)
3-Pt Attempt • 12 • Virginia (12/03/25)
FT Made • 2 • 3x, Last: Auburn (01/22/26)
FT Attempt • 4 • Missouri (01/08/26)
Rebounds • 10 • vs. BYU (11/29/25)
Assists • 6 • Furman (11/10/25)
Steals • 3 • Florida (02/01/26)
Blocks • 3 • vs. California (11/3/25)
Minutes • 39 • vs. California (11/3/25)

CAREER HIGHS

Points • 25 • Texas Southern (12/20/25)
FG Made • 9 • Texas Southern (12/20/25)
FG Attempts • 15 • Virginia (12/03/25)
3-Pt Made • 7 • Texas Southern (12/20/25)
3-Pt Attempt • 12 • Virginia (12/03/25)
FT Made • 4 • at Texas (02/06/25)
FT Attempt • 4 • at Texas (02/06/25)
Rebounds • 10 • vs. BYU (11/29/25)
Assists • 6 • Furman (11/10/25)
Steals • 3 • Florida (02/01/26)
Blocks • 3 • 2x, Last: vs. California (11/3/25)
Minutes • 39 • vs. California (11/3/25)

- Averaging a career-best 11.3 ppg this season
- Leads the SEC and 13th nationally in 3-Pointers Made (71)
- Leads the SEC and 14th nationally in 3-Pt Made Per Game (2.96)
- Second in the SEC and 19th nationally in 3-Pt FG Percentage (43.6%)
- Named to Paradise Jam Island Division All-Tournament Team
- Scored career-high 25 points vs. Texas Southern on Dec. 20
- Collected first career double-double vs. BYU with 18 pts and 10 reb
- Holds a career 3-point percentage of 40.4% at Vandy
- First player to transfer to Vanderbilt from Tennessee
- McDonald's All-American ('22)

SUPERLATIVES	'25-'26 CAREER		SUPERLATIVES	'25-'26 CAREER	
10+ POINTS	14	23	3+ ASSISTS	11	14
15+ POINTS	5	7	5+ STEALS	--	--
20+ POINTS	2	2	3+ STEALS	--	--
25+ POINTS	1	1	2+ BLOCKS	4	6
30+ POINTS	--	--	DOUBLE-DOUBLES	1	1
40+ POINTS	--	--	LED VANDY IN PTS	1	1
50+ POINTS	--	--	LED VANDY IN REB	4	5
MADE 3+ 3-PT FG	12	23	LED VANDY IN AST	3	3
10+ REBS	1	1	LED VANDY IN STL	--	--
5+ ASSISTS	2	2	LED VANDY IN BLK	7	17

GAME-BY-GAME

DATE	OPPONENT	GS	MIN	FGM/A	FG%	3FG/A	3P%	FTM/A	FG%	OFF	DEF	TOT	AVG	PF	AST	T/O	BLK	STL	PTS	AVG
11.3.25	CALIFORNIA	*	38:40	3-10	.300	2-8	.250	1-2	.500	3	4	7	7.0	1	2	1	3	1	9	9.0
11.10.25	FURMAN	*	26:14	5-10	.500	3-7	.429	0-0	.000	0	3	3	5.0	2	6	0	0	0	13	11.0
11.12.25	AT AUSTIN PEAY	*	29:02	1-5	.200	1-4	.250	0-0	.000	1	4	5	5.0	4	4	2	1	0	3	8.3
11.19.25	AT WESTERN KY.	*	20:35	4-10	.400	4-8	.500	0-0	.000	3	1	4	4.8	2	0	3	1	0	12	9.3
11.21.25	ALABAMA STATE	*	17:09	1-5	.200	1-5	.200	0-0	.000	1	4	5	4.8	0	3	0	0	1	3	8.0
11.23.25	TENNESSEE STATE	*	22:10	4-5	.800	2-2	1.000	2-2	1.000	0	6	6	5.0	3	2	2	0	1	12	8.7
11.27.25	VS. OREGON STATE	*	34:04	6-12	.500	5-9	.556	0-0	.000	1	5	6	5.1	2	4	0	1	0	17	9.9
11.29.25	VS. BYU	*	30:13	7-13	.538	4-9	.444	0-0	.000	2	8	10	5.8	3	2	1	0	0	18	10.9
12.3.25	VIRGINIA	*	38:05	3-15	.200	3-12	.250	0-0	.000	0	3	3	5.4	2	4	3	1	0	9	10.7
12.15.25	SOUTH FLORIDA	*	28:07	5-8	.625	3-5	.600	0-0	.000	1	5	6	5.5	0	4	1	1	2	13	10.9
12.18.25	UALBANY	*	19:59	1-2	.500	1-2	.500	0-0	.000	0	1	1	5.1	3	3	0	0	0	3	10.2
12.20.25	TEXAS SOUTHERN	*	20:47	9-13	.692	7-10	.700	0-0	.000	0	3	3	4.9	1	1	1	0	1	25	11.4
12.28.25	STONEHILL	*	21:54	5-8	.625	2-4	.500	0-0	.000	0	1	1	4.6	1	2	1	0	2	12	11.5
1.1.26	AT ARKANSAS	*	25:39	2-10	.200	2-8	.250	0-0	.000	0	2	2	4.4	3	1	1	0	1	6	11.1
1.4.26	LSU	*	27:43	2-7	.286	2-5	.400	0-0	.000	1	0	1	4.2	2	1	0	0	0	6	10.7
1.8.26	MISSOURI	*	26:04	5-10	.500	3-8	.375	2-4	.500	2	5	7	4.4	2	4	2	2	0	15	11.0
1.11.26	AT TEXAS A&M	*	30:16	8-12	.667	6-9	.667	0-0	.000	1	1	2	4.2	1	2	1	1	0	22	11.6
1.15.26	AT MISSISSIPPI ST.	*	38:18	4-9	.444	4-8	.500	0-0	.000	1	4	5	4.3	4	4	2	1	0	12	11.7
1.19.26	VS. MICHIGAN	*	34:27	5-14	.357	4-10	.400	0-0	.000	2	6	8	4.5	4	5	3	2	0	14	11.8
1.22.26	AUBURN	*	36:00	3-9	.333	2-6	.333	2-2	1.000	1	6	7	4.6	0	3	1	2	0	10	11.7
1.25.26	AT SOUTH CAROLINA	*	21:04	3-7	.429	2-6	.333	0-0	.000	0	1	1	4.4	4	0	2	1	0	8	11.5
1.30.26	VS. OLE MISS	*	36:44	3-8	.375	2-5	.400	0-0	.000	0	7	7	4.5	2	2	3	1	0	8	11.4
2.1.26	FLORIDA	*	23:19	5-9	.556	4-7	.571	0-0	.000	1	4	5	4.6	3	1	1	1	3	14	11.5
2.5.26	AT KENTUCKY	*	30:18	3-7	.429	2-6	.333	0-0	.000	0	5	5	4.6	4	2	0	0	0	8	11.3
2.9.26	OKLAHOMA																			
2.12.26	TEXAS																			
2.15.26	AT GEORGIA																			
2.22.26	KENTUCKY																			
2.26.26	ALABAMA																			
3.1.26	AT TENNESSEE																			
TOTAL		24	676:50	97-218	.445	71-163	.436	7-10	.700	21	89	110	4.6	53	62	31	19	12	272	11.3

CAREER STATS

*at Tennessee

YEAR	GP	GS	MIN	AVG	FG	FGA	PCT	3FG	3FGA	3PCT	FT	FTA	PCT	OFF	DEF	TOT	AVG	PF	FO	AST	TO	BLK	STL	PTS	AVG
2022-23*	27	0	189	7.0	20	60	.333	12	46	.261	2	2	1.000	6	20	26	1.0	20	0	10	12	4	1	54	2.0
2023-24	33	28	698	21.2	80	225	.356	52	141	.369	12	16	.750	14	57	71	2.2	54	1	25	40	17	10	224	6.8
2024-25	23	0	222	9.6	28	65	.431	19	49	.388	8	12	.667	14	25	39	1.7	22	0	10	10	2	5	83	3.6
2025-26	24	24	677	28.2	97	218	.445	71	163	.436	7	10	.700	21	89	110	4.6	53	0	62	31	19	12	272	11.3
VANDY	80	52	1597	20.0	205	508	.404	142	353	.402	27	38	.711	49	171	220	2.8	129	1	97	81	38	27	579	7.2
CAREER	107	52	1786	16.7	225	568	.396	154	399	.386	29	40	.725	55	191	246	2.3	149	1	107	93	42	28	633	5.9





14 AIYANA MITCHELL

@AiyanaMitchell17

@AiyanaJM22

@AiyanaJM22

F • 6-4 • Jr. • Colorado Springs, Colo. • Fountain-Fort Carson HS

SEASON HIGHS

Points • 16 • Stonehill (12/28/25)
FG Made • 7 • Stonehill (12/28/25)
FG Attempts • 9 • UAlbany (12/18/25)
3-Pt Made • - - - -
3-Pt Attempt • - - - -
FT Made • 4 • 2x, Last: Alabama State (11/21/25)
FT Attempt • 8 • LSU (01/04/26)
Rebounds • 10 • 2x, Last: Texas Southern (12/20/25)
Assists • 5 • at South Carolina (01/25/26)
Steals • 4 • LSU (01/04/26)
Blocks • 4 • UAlbany (12/18/25)
Minutes • 28 • LSU (01/04/26)

CAREER HIGHS

Points • 16 • Stonehill (12/28/25)
FG Made • 7 • Stonehill (12/28/25)
FG Attempts • 10 • Appalachian St. (12/1/24)
3-Pt Made • - -
3-Pt Attempt • -
FT Made • 5 • 2x, Last: South Carolina (02/23/25)
FT Attempt • 6 • 3x, Last: Alabama State (11/21/25)
Rebounds • 10 • 2x, Last: Texas Southern (12/20/25)
Assists • 5 • at South Carolina (01/25/26)
Steals • 4 • LSU (01/04/26)
Blocks • 4 • 2x, Last: UAlbany (12/18/25)
Minutes • 28 • LSU (01/04/26)

- Appeared in 58-straight games at Vanderbilt
- Averaging a career-best 6.9 ppg and 4.8 rpg this season
- Opened 2025-26 on a three-game double-digit scoring streak
- Collected her first career double-double vs. Cal with 12 pts, 10 reb
- Became the first Dore to have a double-double off the bench since Leilani Kapinus vs. Evansville on Dec. 14, 2024
- Appeared in 72 games with one start at Vandy
- Holds a career field goal percentage of 59.1 percent at Vandy
- One of five players to play in all 33 games in 2024-25
- Majoring in Medicine, Health & Society

SUPERLATIVES	'25-26 CAREER		SUPERLATIVES	'25-26 CAREER	
10+ POINTS	7	9	3+ ASSISTS	3	3
15+ POINTS	1	1	5+ STEALS	- -	- -
20+ POINTS	- -	- -	3+ STEALS	3	5
25+ POINTS	- -	- -	2+ BLOCKS	6	11
30+ POINTS	- -	- -	DOUBLE-DOUBLES	1	1
40+ POINTS	- -	- -	LED VANDY IN PTS	- -	- -
50+ POINTS	- -	- -	LED VANDY IN REB	4	6
MADE 3+ 3-PT FG	- -	- -	LED VANDY IN AST	- -	- -
10+ REBS	2	2	LED VANDY IN STL	1	2
5+ ASSISTS	1	1	LED VANDY IN BLK	7	20

GAME-BY-GAME

DATE	OPPONENT	GS	MIN	FGM/A	FG%	3FG/A	3P%	FTM/A	FG%	OFF	DEF	TOT	AVG	PF	AST	T/O	BLK	STL	PTS	AVG
11.3.25	CALIFORNIA		24:32	6-7	.857	0-0	.000	0-2	.000	7	3	10	10.0	3	3	2	3	3	12	12.0
11.10.25	FURMAN		14:18	4-4	1.000	0-0	.000	4-6	.667	3	3	6	8.0	0	1	0	0	1	12	12.0
11.12.25	AT AUSTIN PEAY		20:47	4-7	.571	0-0	.000	2-5	.400	6	3	9	8.3	3	1	3	1	0	10	11.3
11.19.25	AT WESTERN KY.		12:17	0-0	.000	0-0	.000	2-2	1.000	1	4	5	7.5	2	0	2	1	0	2	9.0
11.21.25	ALABAMA STATE		12:39	3-3	1.000	0-0	.000	4-6	.667	3	3	6	7.2	2	0	1	1	1	10	9.2
11.23.25	TENNESSEE STATE		18:19	4-7	.571	0-0	.000	0-0	.000	2	4	6	7.0	2	0	0	2	1	8	9.0
11.27.25	VS. OREGON STATE		21:24	2-4	.500	0-0	.000	1-2	.500	2	3	5	6.7	2	1	1	2	1	5	8.4
11.29.25	VS. BYU		08:08	0-3	.000	0-0	.000	0-0	.000	1	2	3	6.3	2	0	1	0	0	0	7.4
12.3.25	VIRGINIA		17:59	3-4	.750	0-0	.000	2-2	1.000	0	2	2	5.8	2	0	0	3	1	8	7.4
12.15.25	SOUTH FLORIDA		14:11	3-4	.750	0-0	.000	2-2	1.000	1	2	3	5.5	3	1	0	2	0	8	7.5
12.18.25	UALBANY		23:30	6-9	.667	0-0	.000	2-4	.500	3	3	6	5.5	2	1	1	4	1	14	8.1
12.20.25	TEXAS SOUTHERN		16:55	1-2	.500	0-0	.000	2-2	1.000	6	4	10	5.9	1	1	1	0	3	4	7.8
12.28.25	STONEHILL		15:25	7-8	.875	0-0	.000	2-2	1.000	0	2	2	5.6	0	3	3	0	1	16	8.4
1.1.26	AT ARKANSAS		15:45	3-5	.600	0-0	.000	1-2	.500	2	2	4	5.5	4	0	2	1	1	7	8.3
1.4.26	LSU		27:56	0-0	.000	0-0	.000	2-8	.250	3	2	5	5.5	2	2	1	1	4	2	7.9
1.8.26	MISSOURI		13:35	4-7	.571	0-0	.000	0-0	.000	0	2	2	5.3	2	1	1	1	0	8	7.9
1.11.26	AT TEXAS A&M		19:37	2-2	1.000	0-0	.000	2-4	.500	0	5	5	5.2	1	0	1	1	1	6	7.8
1.15.26	AT MISSISSIPPI ST.		23:56	4-6	.667	0-0	.000	2-3	.667	3	5	8	5.4	2	1	1	1	1	10	7.9
1.19.26	VS. MICHIGAN		22:57	2-4	.500	0-0	.000	3-4	.750	2	4	6	5.4	1	2	1	0	1	7	7.8
1.22.26	AUBURN		11:59	3-6	.500	0-0	.000	2-2	1.000	4	0	4	5.4	2	1	0	0	2	8	7.9
1.25.26	AT SOUTH CAROLINA		23:39	2-3	.667	0-0	.000	1-2	.500	3	0	3	5.2	1	5	2	1	0	5	7.7
1.30.26	VS. OLE MISS		12:34	0-1	.000	0-0	.000	0-0	.000	1	0	1	5.0	3	0	1	0	0	0	7.4
2.1.26	FLORIDA		12:10	2-2	1.000	0-0	.000	0-0	.000	0	0	0	4.8	1	1	0	0	1	4	7.2
2.5.26	AT KENTUCKY		10:27	0-4	.000	0-0	.000	0-0	.000	1	2	3	4.8	1	0	0	0	0	0	6.9
2.9.26	OKLAHOMA																			
2.12.26	TEXAS																			
2.15.26	AT GEORGIA																			
2.22.26	KENTUCKY																			
2.26.26	ALABAMA																			
3.1.26	AT TENNESSEE																			
TOTAL		0	414:60	65-102	.637	0-0	.000	36-60	.600	54	60	114	4.8	44	25	25	25	24	166	6.9

CAREER STATS

YEAR	GP	GS	MIN	AVG	FG	FGA	PCT	3FG	3FGA	3PCT	FT	FTA	PCT	OFF	DEF	TOT	AVG	PF	FO	AST	TO	BLK	STL	PTS	AVG
2023-24	15	0	58	3.9	6	11	.545	0	0	.000	2	4	.500	4	7	11	0.7	10	0	0	3	4	0	14	0.9
2024-25	33	1	374	11.3	46	85	.541	0	0	.000	26	42	.619	38	53	91	2.8	48	0	14	27	21	17	118	3.6
2025-26	24	0	415	17.3	65	102	.637	0	0	.000	36	60	.600	54	60	114	4.8	44	0	25	25	25	24	166	6.9
CAREER	72	1	847	11.8	117	198	.591	0	0	.000	64	106	.604	96	120	216	3.0	102	0	39	55	50	41	298	4.1





15 NDJAKALENGA MWENENTANDA

@Ndjakalenga

@Ndjakalenga

G • 6-2 • Gr. • Sioux Falls, S.D. • Texas/Washington HS

SEASON HIGHS

Points • 16 • 2x, Last: Virginia (12/03/25)
FG Made • 6 • 3x, Last: Missouri (01/08/26)
FG Attempts • 10 • Missouri (01/08/26)
3-Pt Made • 3 • at South Carolina (01/25/26)
3-Pt Attempt • 4 • 3x, Last: at So. Carolina (01/25/26)
FT Made • 5 • 2x, Last: vs. Ole Miss (01/30/26)
FT Attempt • 6 • at Texas A&M (01/11/26)
Rebounds • 7 • Virginia (12/03/25)
Assists • 4 • Furman (11/10/25)
Steals • 3 • 3x, Last: vs. Ole Miss (01/30/26)
Blocks • 3 • Texas Southern (12/20/25)
Minutes • 30 • vs. Ole Miss (01/30/26)

CAREER HIGHS

Points • 19 • vs. Illinois (03/24/25)
FG Made • 7 • 2x, Last: Illinois (03/24/25)
FG Attempts • 12 • at Miss. State (02/27/25)
3-Pt Made • 3 • at South Carolina (01/25/26)
3-Pt Attempt • 4 • 3x, Last: at So. Carolina (01/25/26)
FT Made • 8 • Louisiana (11/11/22)
FT Attempt • 9 • Houston Christian (12/21/22)
Rebounds • 11 • at Miss. State (02/27/25)
Assists • 4 • 5x, Last: Furman (11/10/25)
Steals • 6 • Southeast Missouri St. (11/10/24)
Blocks • 3 • 3x, Last: Texas Southern (12/20/25)
Minutes • 37 • at Mississippi State (02/27/25)

- Averaging a career-best 7.3 ppg this season
- Ndjakalenga means “a gift of luck” from her mother’s Luba tribe in Congo
- Appeared in 127 games with 42 starts in her collegiate career
- Won three Big 12 titles (2 tour., 1 reg. season) and one SEC reg. season title at Texas
- Played in 10 NCAA Tournament games, including a Final Four, two Elite 8s and two Sweet 16s
- Graduated from Texas in 2025 with a Bachelor’s Degree in Psychology
- Played prep ball at Washington HS in Sioux Falls, S.D., where she scored over 1,000 career points and won the AA state title as a junior

SUPERLATIVES	'25-26 CAREER		SUPERLATIVES	'25-26 CAREER	
10+ POINTS	8	26	3+ ASSISTS	2	9
15+ POINTS	2	7	5+ STEALS	--	1
20+ POINTS	--	--	3+ STEALS	--	2
25+ POINTS	--	--	2+ BLOCKS	2	8
30+ POINTS	--	--	DOUBLE-DOUBLES	--	--
40+ POINTS	--	--	LED VANDY IN PTS	1	1
50+ POINTS	--	--	LED VANDY IN REB	1	1
MADE 3+ 3-PT FG	1	1	LED VANDY IN AST	--	--
10+ REBS	--	1	LED VANDY IN STL	3	3
5+ ASSISTS	--	--	LED VANDY IN BLK	2	2

GAME-BY-GAME

DATE	OPPONENT	GS	MIN	FGM/A	FG%	3FG/A	3P%	FTM/A	FG%	OFF	DEF	TOT	AVG	PF	AST	T/O	BLK	STL	PTS	AVG
11.3.25	CALIFORNIA	*	14:44	3-4	.750	1-1	1.000	0-0	.000	1	1	2	2.0	2	0	2	0	1	7	7.0
11.10.25	FURMAN	*	27:38	6-8	.750	2-3	.667	2-5	.400	1	4	5	3.5	2	4	0	0	1	16	11.5
11.12.25	AT AUSTIN PEAY	*	18:04	2-5	.400	1-1	1.000	0-0	.000	2	3	5	4.0	0	1	1	1	1	5	9.3
11.19.25	AT WESTERN KY.	*	22:17	4-9	.444	1-4	.250	2-2	1.000	3	0	3	3.8	0	1	1	1	3	11	9.8
11.21.25	ALABAMA STATE	*	16:46	2-6	.333	1-2	.500	0-0	.000	0	1	1	3.2	1	1	1	1	0	5	8.8
11.23.25	TENNESSEE STATE	*	18:34	1-2	.500	0-1	.000	0-0	.000	1	0	1	2.8	1	2	0	0	0	2	7.7
11.27.25	VS. OREGON STATE	*	22:30	2-4	.500	0-1	.000	2-2	1.000	0	1	1	2.6	2	2	3	0	0	6	7.4
11.29.25	VS. BYU	*	06:18	1-2	.500	0-0	.000	2-2	1.000	0	0	0	2.3	0	0	0	0	0	4	7.0
12.3.25	VIRGINIA	*	29:25	6-9	.667	2-2	1.000	2-2	1.000	3	4	7	2.8	3	0	1	1	1	16	8.0
12.15.25	SOUTH FLORIDA	*	21:50	3-6	.500	0-2	.000	4-4	1.000	0	1	1	2.6	3	1	1	0	0	10	8.2
12.18.25	UALBANY	*	17:47	1-5	.200	0-1	.000	3-4	.750	1	1	2	2.5	2	0	3	0	0	5	7.9
12.20.25	TEXAS SOUTHERN	*	19:16	0-4	.000	0-3	.000	4-4	1.000	1	5	6	2.8	1	0	0	3	1	4	7.6
12.28.25	STONEHILL	*	17:24	6-7	.857	0-1	.000	0-0	.000	1	1	2	2.8	1	1	1	0	2	12	7.9
1.1.26	AT ARKANSAS	*	20:21	2-5	.400	0-2	.000	0-0	.000	0	1	1	2.6	1	0	1	0	1	4	7.6
1.4.26	LSU	*	11:41	1-2	.500	0-1	.000	1-1	1.000	0	3	3	2.7	2	0	0	0	0	3	7.3
1.8.26	MISSOURI	*	26:17	6-10	.600	1-4	.250	2-2	1.000	4	1	5	2.8	1	1	0	0	3	15	7.8
1.11.26	AT TEXAS A&M	*	19:27	1-4	.250	1-2	.500	5-6	.833	3	2	5	2.9	3	2	0	0	0	8	7.8
1.15.26	AT MISSISSIPPI ST.	*	17:26	2-4	.500	1-2	.500	2-2	1.000	0	2	2	2.9	1	0	1	1	2	7	7.8
1.19.26	VS. MICHIGAN	*	24:13	2-6	.333	1-2	.500	0-0	.000	2	3	5	3.0	3	2	0	1	2	5	7.6
1.22.26	AUBURN	*	19:06	3-6	.500	1-2	.500	0-0	.000	0	5	5	3.1	1	2	2	0	1	7	7.6
1.25.26	AT SOUTH CAROLINA	*	26:25	5-7	.714	3-4	.750	0-0	.000	2	2	4	3.1	3	3	2	0	0	13	7.9
1.30.26	VS. OLE MISS	*	29:47	3-6	.500	0-2	.000	5-5	1.000	2	3	5	3.2	4	0	1	0	3	11	8.0
2.1.26	FLORIDA	*	21:09	0-1	.000	0-1	.000	0-0	.000	0	1	1	3.1	2	0	1	0	1	0	7.7
2.5.26	AT KENTUCKY	*	11:56	0-4	.000	0-1	.000	0-0	.000	0	0	0	3.0	0	0	0	0	1	0	7.3
2.9.26	OKLAHOMA																			
2.12.26	TEXAS																			
2.15.26	AT GEORGIA																			
2.22.26	KENTUCKY																			
2.26.26	ALABAMA																			
3.1.26	AT TENNESSEE																			
TOTAL		24	480:20	62-126	.492	16-45	.356	36-41	.878	27	45	72	3.0	39	23	22	9	24	176	7.3

CAREER STATS

*at Texas

YEAR	GP	GS	MIN	AVG	FG	FGA	PCT	3FG	3FGA	3PCT	FT	FTA	PCT	OFF	DEF	TOT	AVG	PF	FO	AST	TO	BLK	STL	PTS	AVG
2022-23	31	3	373	12.0	44	131	.336	3	17	.176	44	63	.698	36	33	69	2.2	52	2	18	29	4	15	135	4.4
2023-24	35	0	372	10.6	52	116	.448	3	10	.300	21	34	.618	22	36	58	1.7	41	0	23	33	9	11	128	3.7
2024-25	37	15	632	17.1	82	178	.461	1	18	.056	43	56	.768	48	60	108	2.9	57	0	34	54	21	27	208	5.6
2025-26	24	24	480	20.0	62	126	.492	16	45	.356	36	41	.878	27	45	72	3.0	39	0	23	22	9	24	176	7.3
VANDY	24	24	480	20.0	62	126	.492	16	45	.356	36	41	.878	27	45	72	3.0	39	0	23	22	9	24	176	7.3
CAREER	127	42	1858	14.6	240	551	.436	23	90	.256	144	194	.742	133	174	307	2.4	189	2	98	138	43	77	647	5.1





24 AGA MAKURAT

@a.makurat24

G • 6-3 • Jr. • Sierakowice, Poland. • Sopocka Akademia Tenisowa

SEASON HIGHS

Points • 21 • Alabama State (11/21/25)
FG Made • 8 • Alabama State (11/21/25)
FG Attempts • 15 • Alabama State (11/21/25)
3-Pt Made • 5 • Alabama State (11/21/25)
3-Pt Attempt • 11 • Alabama State (11/21/25)
FT Made • 2 • Texas Southern (12/20/25)
FT Attempt • 2 • Texas Southern (12/20/25)
Rebounds • 5 • 2x, Last: UAlbany (12/18/25)
Assists • 3 • Tennessee State (11/23/25)
Steals • 3 • at Western Kentucky (11/19/25)
Blocks • 1 • 4x, Last: Texas Southern (12/20/25)
Minutes • 22 • 2x, Last: Florida (02/01/26)

CAREER HIGHS

Points • 21 • Alabama State (11/21/25)
FG Made • 8 • Alabama State (11/21/25)
FG Attempts • 15 • Alabama State (11/21/25)
3-Pt Made • 5 • 2x, Last: Alabama State (11/21/25)
3-Pt Attempt • 11 • Alabama State (11/21/25)
FT Made • 3 • Western Kentucky (11/15/23)
FT Attempt • 4 • Western Kentucky (11/15/23)
Rebounds • 7 • at South Carolina (01/28/24)
Assists • 3 • 3x, Last: App. State (12/01/24)
Steals • 3 • 2x, Last: Tennessee State (11/23/25)
Blocks • 3 • Florida (01/07/24)
Minutes • 24 • at South Carolina (01/28/24)

- Averaging a career-best 3.9 ppg this season
- Scored career-high 21 points vs. Alabama State on Nov. 21
- Appeared in 69 games with three starts at Vandy
- Represented Poland in the FIBA U20 EuroBasket ('24), FIBA U18 Euro Champ. ('22) and FIBA U16 Euro Champ. ('20)
- First player from Poland in program history
- Participated in the NBA Academy team ('23) and led her team to an undefeated record
- Has two older sisters, Anna (UConn) and Ola (Utah), that played NCAA Division I women's basketball

SUPERLATIVES	'25-26 CAREER		SUPERLATIVES	'25-26 CAREER	
10+ POINTS	2	6	3+ ASSISTS	1	4
15+ POINTS	1	3	5+ STEALS	--	--
20+ POINTS	1	1	3+ STEALS	--	--
25+ POINTS	--	--	2+ BLOCKS	--	5
30+ POINTS	--	--	DOUBLE-DOUBLES	--	--
40+ POINTS	--	--	LED VANDY IN PTS	--	2
50+ POINTS	--	--	LED VANDY IN REB	--	1
MADE 3+ 3-PT FG	1	5	LED VANDY IN AST	--	--
10+ REBS	--	--	LED VANDY IN STL	--	1
5+ ASSISTS	--	--	LED VANDY IN BLK	1	8

GAME-BY-GAME

DATE	OPPONENT	GS	MIN	FGM/A	FG%	3FG/A	3P%	FTM/A	FG% OFF	DEF	TOT	AVG	PF	AST	T/O	BLK	STL	PTS	AVG	
11.3.25	CALIFORNIA		06:06	0-0	.000	0-0	.000	0-0	.000	1	0	1	1.0	1	0	1	0	0	0.0	
11.10.25	FURMAN		17:30	1-3	.333	0-1	.000	0-0	.000	1	4	5	3.0	0	1	0	1	0	1.0	
11.12.25	AT AUSTIN PEAY		06:54	0-0	.000	0-0	.000	0-0	.000	0	1	1	2.3	0	1	1	0	0	0.7	
11.19.25	AT WESTERN KY.		22:10	3-9	.333	1-6	.167	0-0	.000	1	2	3	2.5	2	0	0	1	3	2.3	
11.21.25	ALABAMA STATE		20:19	8-15	.533	5-11	.455	0-0	.000	0	0	0	2.0	3	0	0	0	1	6.0	
11.23.25	TENNESSEE STATE		17:24	3-7	.429	1-3	.333	0-0	.000	2	1	3	2.2	1	3	0	1	0	7.2	
11.27.25	VS. OREGON STATE		05:56	0-1	.000	0-1	.000	0-0	.000	0	0	0	1.9	0	1	0	0	0	5.3	
11.29.25	VS. BYU		02:05	0-0	.000	0-0	.000	0-0	.000	0	0	0	1.6	0	0	0	0	0	4.6	
12.3.25	VIRGINIA		01:11	0-0	.000	0-0	.000	0-0	.000	0	0	0	1.4	0	0	0	0	0	4.1	
12.15.25	SOUTH FLORIDA		10:44	2-6	.333	2-4	.500	0-0	.000	2	1	3	1.6	1	2	0	0	1	4.3	
12.18.25	UALBANY		10:35	1-2	.500	1-2	.500	0-0	.000	2	3	5	1.9	0	0	1	0	0	4.2	
12.20.25	TEXAS SOUTHERN		19:30	4-9	.444	3-6	.500	2-2	1.000	1	3	4	2.1	1	2	1	1	13	4.9	
12.28.25	STONEHILL		11:49	0-0	.000	0-0	.000	0-0	.000	0	1	1	2.0	2	1	1	0	0	4.5	
1.1.26	AT ARKANSAS		05:10	0-0	.000	0-0	.000	0-0	.000	0	1	1	1.9	0	1	0	0	0	4.2	
1.4.26	LSU									DNP - COACHES CHOICE										
1.8.26	MISSOURI		04:52	0-1	.000	0-1	.000	0-0	.000	0	1	1	1.9	1	0	1	0	0	3.9	
1.11.26	AT TEXAS A&M		07:19	1-2	.500	1-1	1.000	0-0	.000	0	1	1	1.8	1	0	1	0	0	3.9	
1.15.26	AT MISSISSIPPI ST.									DNP - COACHES CHOICE										
1.19.26	VS. MICHIGAN		00:01	0-0	.000	0-0	.000	0-0	.000	0	0	0	1.7	0	0	0	0	0	3.6	
1.22.26	AUBURN		02:20	0-0	.000	0-0	.000	0-0	.000	0	0	0	1.6	0	1	1	0	0	3.4	
1.25.26	AT SOUTH CAROLINA		04:45	2-2	1.000	2-2	1.000	0-0	.000	0	0	0	1.5	0	0	0	0	0	3.6	
1.30.26	VS. OLE MISS		01:39	0-0	.000	0-0	.000	0-0	.000	0	0	0	1.5	0	0	0	0	0	3.4	
2.1.26	FLORIDA		21:41	3-5	.600	3-5	.600	0-0	.000	0	2	2	1.5	2	0	2	0	0	3.7	
2.5.26	AT KENTUCKY		15:41	3-5	.600	2-4	.500	0-0	.000	0	0	0	1.4	1	0	0	0	1	3.9	
2.9.26	OKLAHOMA																			
2.12.26	TEXAS																			
2.15.26	AT GEORGIA																			
2.22.26	KENTUCKY																			
2.26.26	ALABAMA																			
3.1.26	AT TENNESSEE																			
TOTAL		0	215:41	31-67	.463	21-47	.447	2-2	1.000	10	21	31	1.4	16	13	10	4	7	85	3.9

CAREER STATS

YEAR	GP	GS	MIN	AVG	FG	FGA	PCT	3FG	3FGA	3PCT	FT	FTA	PCT	OFF	DEF	TOT	AVG	PF	FO	AST	TO	BLK	STL	PTS	AVG
2023-24	33	3	469	14.2	44	129	.341	29	90	.322	11	14	.786	12	37	49	1.5	29	0	19	32	13	10	128	3.9
2024-25	14	0	143	10.2	17	53	.321	12	42	.286	1	1	1.000	7	21	28	2.0	5	0	10	7	5	3	47	3.4
2025-26	22	0	216	9.8	31	67	.463	21	47	.447	2	2	1.000	10	21	31	1.4	16	0	13	10	4	7	85	3.9
CAREER	69	3	828	12.0	92	249	.369	62	179	.346	14	17	.824	29	79	108	1.6	50	0	42	49	22	20	260	3.8





30 TRINITY WILSON

@Trinityy.Wilsonn
@TrinityWilson_BTS
@TrinityWilson30

C • 6-3 • So. • Lakeville, Minn. • Lakeville North HS

SEASON HIGHS

Points • 2 • 2x, Last: Stonehill (12/28/25)
FG Made • 1 • Stonehill (12/28/25)
FG Attempts • 1 • Stonehill (12/28/25)
3-Pt Made • - - - -
3-Pt Attempt • - - - -
FT Made • 2 • Texas Southern (12/20/25)
FT Attempt • 2 • 3x, Last: at Texas A&M (01/11/26)
Rebounds • 2 • Texas Southern (12/20/25)
Assists • 1 • Texas Southern (12/20/25)
Steals • 1 • 2x, Last: at Texas A&M (01/11/26)
Blocks • - - - -
Minutes • 6 • Texas Southern (12/20/25)

CAREER HIGHS

Points • 6 • West Georgia (12/21/24)
FG Made • 3 • West Georgia (12/21/24)
FG Attempts • 5 • West Georgia (12/21/24)
3-Pt Made • - -
3-Pt Attempt • - -
FT Made • 2 • Texas Southern (12/20/25)
FT Attempt • 2 • 4x, Last: at Texas A&M (01/11/26)
Rebounds • 5 • 2x, Last: Austin Peay (11/08/24)
Assists • 2 • at Missouri (03/02/25)
Steals • 1 • 2x, Last: at Texas A&M (01/11/26)
Blocks • 1 • 2x, Last: West Georgia (12/21/24)
Minutes • 11 • Lipscomb (11/04/24)

- Played in five games, all off the bench
- Ranked the fifth-best player in Minnesota according to PrepGirlsHoops.com
- Fourth player from Minnesota in program history and first since 2016-17
- Mother Brenda Marquis played at UConn and was a member of the 1995 undefeated NCAA championship team
- Majoring in Human & Organizational Development

SUPERLATIVES	'25-26 CAREER	SUPERLATIVES	'25-26 CAREER
10+ POINTS	-- --	3+ ASSISTS	-- --
15+ POINTS	-- --	5+ STEALS	-- --
20+ POINTS	-- --	3+ STEALS	-- --
25+ POINTS	-- --	2+ BLOCKS	-- --
30+ POINTS	-- --	DOUBLE-DOUBLES	-- --
40+ POINTS	-- --	LED VANDY IN PTS	-- --
50+ POINTS	-- --	LED VANDY IN REB	-- --
MADE 3+ 3-PT FG	-- --	LED VANDY IN AST	-- --
10+ REBS	-- --	LED VANDY IN STL	-- --
5+ ASSISTS	-- --	LED VANDY IN BLK	-- --

GAME-BY-GAME

DATE	OPPONENT	GS	MIN	FGM/A	FG%	3FG/A	3P%	FTM/A	FG% OFF	DEF	TOT	AVG	PF	AST	T/O	BLK	STL	PTS	AVG
11.3.25	CALIFORNIA																		
11.10.25	FURMAN		02:56	0-0	.000	0-0	.000	1-2	.500	0	0	0.0	1	0	2	0	1	1	1.0
11.12.25	AT AUSTIN PEAY																		
11.21.25	AT WESTERN KY.		00:45	0-0	.000	0-0	.000	0-0	.000	0	0	0.0	0	0	0	0	0	0	0.5
11.21.25	ALABAMA STATE																		
11.23.25	TENNESSEE STATE																		
11.27.25	VS. OREGON STATE																		
11.29.25	VS. BYU																		
12.3.25	VIRGINIA																		
12.15.25	SOUTH FLORIDA																		
12.18.25	UALBANY																		
12.20.25	TEXAS SOUTHERN	06:04		0-0	.000	0-0	.000	2-2	1.000	0	2	0.7	0	1	2	0	0	2	1.0
12.28.25	STONEHILL	03:31		1-1	1.000	0-0	.000	0-0	.000	1	0	0.8	0	0	1	0	0	2	1.3
1.1.26	AT ARKANSAS																		
1.4.26	LSU																		
1.8.26	MISSOURI																		
1.11.26	AT TEXAS A&M	03:35		0-0	.000	0-0	.000	0-2	.000	0	0	0.6	1	0	1	0	1	0	1.0
1.15.26	AT MISSISSIPPI ST.																		
1.19.26	VS. MICHIGAN																		
1.22.26	AUBURN																		
1.25.26	AT SOUTH CAROLINA																		
1.29.26	VS. OLE MISS																		
2.1.26	FLORIDA																		
2.5.26	AT KENTUCKY																		
2.9.26	OKLAHOMA																		
2.12.26	TEXAS																		
2.15.26	AT GEORGIA																		
2.22.26	KENTUCKY																		
2.26.26	ALABAMA																		
3.1.26	AT TENNESSEE																		
TOTAL		0	17:0	1-1	1.000	0-0	.000	3-6	.500	1	2	0.6	2	1	6	0	2	5	1.0

CAREER STATS

YEAR	GP	GS	MIN	AVG	FG	FGA	PCT	3FG	3FGA	3PCT	FT	FTA	PCT	OFF	DEF	TOT	AVG	PF	FO	AST	TO	BLK	STL	PTS	AVG
2024-25	12	0	55	4.6	8	21	.381	0	0	.000	1	3	.333	5	10	15	1.3	6	0	8	3	2	0	17	1.4
2025-26	5	0	17	3.4	1	1	1.000	0	0	.000	3	6	.500	1	2	3	6	2	0	1	6	0	2	5	1.0
CAREER	17	0	72	4.3	9	22	.40	0	0	.000	4	9	.444	6	12	18	1.1	8	0	9	9	2	2	22	1.3





32 AALYAH DEL ROSARIO

@Aalyah.Rosario_03

@Aalyah.DelRosario

C • 6-6 • Jr. • Santo Domingo, D. R. • LSU/The Webb School (Tenn.)

SEASON HIGHS

Points • 5 • 2x, at Western Ky. (11/19/25)
FG Made • 2 • 3x, Last: Tennessee State (11/23/25)
FG Attempts • 5 • Tennessee State (11/23/25)
3-Pt Made • - - - -
3-Pt Attempt • - - - -
FT Made • 2 • 2x, Last: Alabama State (11/21/25)
FT Attempt • 5 • Alabama State (11/21/25)
Rebounds • 5 • at Western Kentucky (11/21/25)
Assists • 3 • Stonehill (12/28/25)
Steals • 1 • 3x, Last: Tennessee State (11/23/25)
Blocks • 3 • at Western Ky. (11/19/25)
Minutes • 14 • Alabama State (11/21/25)

CAREER HIGHS

Points • 27 • McNeese State (12/12/23)
FG Made • 10 • McNeese State (12/12/23)
FG Attempts • 14 • McNeese State (12/12/23)
3-Pt Made • - -
3-Pt Attempts • - -
FT Made • 7 • McNeese State (12/12/23)
FT Attempt • 14 • McNeese State (12/12/23)
Rebounds • 10 • 2x, Last: Coppin St. (12/20/23)
Assists • 2 • 4x, Last: Texas Southern (12/20/25)
Steals • 2 • 3x, Last: vs. Rice (03/22/24)
Blocks • 4 • Northwestern State (12/17/23)
Minutes • 23 • Texas Southern (11/20/23)

- Transferred to Vanderbilt after two seasons at LSU where she played in 65 games with one start
- Appeared in six NCAA Tournament games and has played in the Elite 8 in each of the last two seasons with the Tigers
- All-SEC Freshman Team (2023-24)
- Five-star recruit and ranked No. 7 in the Class of 2023 and the No. 2 post player by HoopGurlz/espnW
- Won Gold with Team USA at the FIBA U18 World Cup in Argentina ('22)
- Played at The Webb School in Bell Buckle, Tennessee, winning back-to-back state championships as a junior and senior

SUPERLATIVES	'25-26 CAREER	SUPERLATIVES	'25-26 CAREER
10+ POINTS	-- 4	3+ ASSISTS	-- --
15+ POINTS	-- 1	5+ STEALS	-- --
20+ POINTS	-- 1	3+ STEALS	-- --
25+ POINTS	-- 1	2+ BLOCKS	3 10
30+ POINTS	-- --	DOUBLE-DOUBLES	-- 1
40+ POINTS	-- --	LED VANDY IN PTS	-- --
50+ POINTS	-- --	LED VANDY IN REB	-- --
MADE 3+ 3-PT FG	-- --	LED VANDY IN AST	-- --
10+ REBS	-- 2	LED VANDY IN STL	-- --
5+ ASSISTS	-- --	LED VANDY IN BLK	5 5

GAME-BY-GAME

DATE	OPPONENT	GS	MIN	FGM/A	FG%	3FG/A	3P%	FTM/A	FG% OFF	DEF	TOT	AVG	PF	AST	T/O	BLK	STL	PTS	AVG	
11.3.25	CALIFORNIA		05:30	0-0	.000	0-0	.000	2-2	1.000	2	0	2	2.0	2	0	0	0	2	2.0	
11.10.25	FURMAN		08:21	2-2	1.000	0-0	.000	1-2	.500	0	0	0	1.0	1	2	1	0	1	3.5	
11.12.25	AT AUSTIN PEAY		03:00	0-0	.000	0-0	.000	0-2	.000	0	2	2	1.3	1	1	1	1	0	2.3	
11.19.25	AT WESTERN KY.		08:28	2-2	1.000	0-0	.000	1-2	.500	2	3	5	2.3	2	0	1	3	1	5	3.0
11.21.25	ALABAMA STATE		13:38	1-3	.333	0-0	.000	2-5	.400	0	4	4	2.6	1	0	0	2	0	4	3.2
11.23.25	TENNESSEE STATE		11:22	2-5	.400	0-0	.000	0-0	.000	1	0	1	2.3	0	2	0	2	1	4	3.3
11.27.25	VS. OREGON STATE		03:59	0-0	.000	0-0	.000	0-0	.000	0	0	0	2.0	0	0	0	0	0	0	2.9
11.29.25	VS. BYU																			
12.3.25	VIRGINIA																			
12.15.25	SOUTH FLORIDA		02:14	0-0	.000	0-0	.000	0-0	.000	0	0	0	1.8	0	1	0	0	0	0	2.5
12.18.25	UALBANY		04:56	0-0	.000	0-0	.000	0-0	.000	0	0	0	1.6	0	0	0	1	0	0	2.2
12.20.25	TEXAS SOUTHERN		08:32	1-3	.333	0-0	.000	1-1	1.000	2	1	3	1.7	2	2	2	1	0	3	2.3
12.28.25	STONEHILL		09:05	1-3	.333	0-0	.000	0-0	.000	1	0	1	1.6	1	3	2	1	0	2	2.3
1.1.26	AT ARKANSAS																			
1.4.26	LSU																			
1.8.26	MISSOURI		02:53	1-1	1.000	0-0	.000	0-0	.000	0	1	1	1.6	0	0	2	0	0	2	2.3
1.11.26	AT TEXAS A&M																			
1.15.26	AT MISSISSIPPI ST.																			
1.19.26	VS. MICHIGAN																			
1.22.26	AUBURN		02:20	0-0	.000	0-0	.000	0-0	.000	0	1	1	1.5	0	0	1	0	0	0	2.1
1.25.26	AT SOUTH CAROLINA																			
1.29.26	VS. OLE MISS		01:39	0-0	.000	0-0	.000	0-0	.000	0	1	1	1.5	0	0	2	1	0	0	1.9
2.1.26	FLORIDA																			
2.5.26	AT KENTUCKY																			
2.9.26	OKLAHOMA																			
2.12.26	TEXAS																			
2.15.26	AT GEORGIA																			
2.22.26	KENTUCKY																			
2.26.26	ALABAMA																			
3.1.26	AT TENNESSEE																			
TOTAL		0	85:57	10-19	.526	0-0	.000	7-14	.500	8	13	21	1.5	10	11	12	12	3	27	1.9

CAREER STATS

*at LSU

YEAR	GP	GS	MIN	AVG	FG	FGA	PCT	3FG	3FGA	3PCT	FT	FTA	PCT	OFF	DEF	TOT	AVG	PF	FO	AST	TO	BLK	STL	PTS	AVG	
2023-24*	37	1	416	11.2	60	111	.541	0	0	.000	53	93	.570	47	82	129	3.5	63	0	8	30	30	15	173	4.7	
2024-25*	28	0	175	6.3	20	48	.417	0	0	.000	16	33	.485	25	32	57	2.0	39	1	2	12	8	3	56	2.0	
2025-26	14	0	86	6.1	10	19	.526	0	0	.000	7	14	.500	8	13	21	1.5	10	0	11	12	12	3	27	1.9	
VANDY	14	0	86	6.1	10	19	.526	0	0	.000	7	14	.500	8	13	21	1.5	10	0	11	12	12	3	27	1.9	
CAREER	79	1	677	8.6	90	178	.506	0	0	.000	76	140	.543	80	127	207	2.6			112-1	21	54	50	21	256	3.2





35 SACHA WASHINGTON

F • 6-2 • Gr. • Lawrenceville, Ga. • Collins Hill HS



@Sacha_Washington



@Sacha_Washington



@SachaW33

SEASON HIGHS

Points • 18 • Auburn (01/22/26)
FG Made • 8 • Auburn (01/22/26)
FG Attempts • 12 • vs. California (11/3/25)
3-Pt Made • - - - -
3-Pt Attempt • - - - -
FT Made • 6 • South Florida (12/15/25)
FT Attempt • 8 • at Arkansas (01/01/26)
Rebounds • 16 • Missouri (01/08/26)
Assists • 6 • vs. BYU (11/29/25)
Steals • 4 • vs. California (11/3/25)
Blocks • 3 • 2x, Last: LSU (01/04/26)
Minutes • 32 • vs. BYU (11/29/25)

CAREER HIGHS

Points • 33 • Louisiana Tech (12/03/23)
FG Made • 15 • Louisiana Tech (12/03/23)
FG Attempts • 20 • Louisiana Tech (12/03/23)
3-Pt Made • - -
3-Pt Attempt • 1 • Lipscomb (12/18/22)
FT Made • 10 • Fairfield (11/12/23)
FT Attempt • 16 • Fairfield (11/12/23)
Rebounds • 17 • Fairfield (11/12/23)
Assists • 7 • Fairfield (11/12/23)
Steals • 8 • Louisiana Tech (12/03/23)
Blocks • 6 • Dayton (12/20/23)
Minutes • 40 • Florida (03/07/24)

- Returns to action after missing the 2024-25 season due to a medical condition
- Fifth all-time at Vanderbilt in rebounds with 897
- 10th all-time at career blocks at Vandy (126)
- 26th on the program's all-time scoring list with 1,250 points
- Her 897 career rebounds are most among active SEC players
- Only active SEC player to amass over 1,000 pts, 800 reb, and 100 blk
- One of seven active SEC players to score 1,000 career points
- Appeared in 123 games with 96 starts over her five seasons at Vanderbilt
- Leads Vanderbilt with 96 career starts and 27 career double-doubles
- All-SEC freshman team ('22)
- Graduate from Vanderbilt in May 2025 with a Bachelor's Degree in Medicine, Health & Society

SUPERLATIVES

10+ POINTS 13 62
15+ POINTS 4 24
20+ POINTS - - 6
25+ POINTS - - 1
30+ POINTS - - - -
40+ POINTS - - - -
50+ POINTS - - - -
MADE 3+ 3-PT FG - - - -
10+ REBS 6 30
5+ ASSISTS 1 3

'25-26 CAREER

13 62
4 24
- - 6
- - 1
- - - -
- - - -
- - - -
- - - -
6 30
1 3

SUPERLATIVES

3+ ASSISTS 4 12
5+ STEALS - - 2
3+ STEALS 2 11
2+ BLOCKS 5 33
DOUBLE-DOUBLES 5 27
LED VANDY IN PTS - - 13
LED VANDY IN REB 14 67
LED VANDY IN AST 2 7
LED VANDY IN STL 3 8
LED VANDY IN BLK 8 62

GAME-BY-GAME

DATE	OPPONENT	GS	MIN	FGM/A	FG%	3FG/A	3P%	FTM/A	FG% OFF	DEF	TOT	AVG	PF	AST	T/O	BLK	STL	PTS	AVG	
11.3.25	CALIFORNIA	*	27:11	5-12	.417	0-0	.000	0-0	.000	5	3	8	8.0	3	2	2	0	4	10	10.0
11.10.25	FURMAN	*	16:30	3-6	.500	0-0	.000	2-2	1.000	1	3	4	6.0	1	0	1	0	1	8	9.0
11.12.25	AT AUSTIN PEAY	*	28:50	4-5	.800	0-0	.000	2-4	.500	3	7	10	7.3	4	0	4	2	3	10	9.3
11.19.25	AT WESTERN KY.	*	22:57	6-9	.667	0-0	.000	1-2	.500	6	1	7	7.3	2	2	1	1	2	13	10.3
11.21.25	ALABAMA STATE	*	16:11	5-11	.455	0-0	.000	1-1	1.000	4	3	7	7.2	2	0	2	2	1	11	10.4
11.23.25	TENNESSEE STATE	*	19:06	6-9	.667	0-0	.000	1-3	.333	5	5	10	7.7	0	3	1	2	0	13	10.8
11.27.25	VS. OREGON STATE	*	14:37	2-6	.333	0-0	.000	0-1	.000	5	1	6	7.4	1	0	0	0	0	4	9.9
11.29.25	VS. BYU	*	31:52	2-7	.286	0-0	.000	3-4	.750	8	4	12	8.0	2	6	1	1	1	7	9.5
12.3.25	VIRGINIA	*	22:01	5-7	.714	0-0	.000	3-4	.750	1	6	7	7.9	3	0	2	0	2	13	9.9
12.15.25	SOUTH FLORIDA	*	23:35	5-9	.556	0-0	.000	6-6	1.000	3	3	6	7.7	0	2	2	1	0	16	10.5
12.18.25	UALBANY	*	15:06	1-1	1.000	0-0	.000	1-2	.500	1	3	4	7.4	2	0	0	1	2	3	9.8
12.20.25	TEXAS SOUTHERN	*	08:29	1-2	.500	0-0	.000	0-0	.000	2	2	4	7.1	2	2	2	0	0	2	9.2
12.28.25	STONEHILL	*	14:54	5-7	.714	0-0	.000	4-4	1.000	2	3	5	6.9	1	1	1	0	3	14	9.5
1.1.26	AT ARKANSAS	*	24:15	5-8	.625	0-0	.000	3-8	.375	10	3	13	7.4	2	1	1	3	1	13	9.8
1.4.26	LSU	*	30:40	2-5	.400	0-0	.000	0-0	.000	4	3	7	7.3	3	2	0	3	3	4	9.4
1.8.26	MISSOURI	*	26:33	7-9	.778	0-0	.000	1-3	.333	8	8	16	7.9	1	2	1	0	0	15	9.8
1.11.26	AT TEXAS A&M	*	18:00	2-4	.500	0-0	.000	3-4	.750	3	5	8	7.9	3	1	1	0	0	7	9.6
1.15.26	AT MISSISSIPPI ST.	*	31:04	4-4	1.000	0-0	.000	1-2	.500	4	3	7	7.8	1	1	3	1	1	9	9.6
1.19.26	VS. MICHIGAN	*	23:27	3-5	.600	0-0	.000	3-3	1.000	2	4	6	7.7	1	4	2	0	2	9	9.5
1.22.26	AUBURN	*	27:27	8-11	.727	0-0	.000	2-2	1.000	4	8	12	8.0	2	2	1	0	0	18	10.0
1.25.26	AT SOUTH CAROLINA	*	21:26	2-5	.400	0-0	.000	1-2	.500	3	2	5	7.8	3	0	2	0	0	5	9.7
1.29.26	AT OLE MISS	*	25:48	4-6	.667	0-0	.000	1-1	1.000	1	2	3	7.6	4	1	1	0	0	9	9.7
2.1.26	FLORIDA	*	30:45	5-6	.833	0-0	.000	4-6	.667	1	5	6	7.5	1	1	1	1	1	14	9.9
2.5.26	AT KENTUCKY	*	31:21	7-7	1.000	0-0	.000	1-2	.500	2	2	4	7.4	3	3	1	0	0	15	10.1
2.9.26	OKLAHOMA																			
2.12.26	TEXAS																			
2.15.26	AT GEORGIA																			
2.22.26	KENTUCKY																			
2.26.26	ALABAMA																			
3.1.26	AT TENNESSEE																			
TOTAL		24	552:07	99-161	.615	0-0	.000	44-66	.667	88	89	177	7.4	47	36	33	18	27	242	10.1

CAREER STATS

YEAR	GP	GS	MIN	AVG	FG	FGA	PCT	3FG	3FGA	3PCT	FT	FTA	PCT	OFF	DEF	TOT	AVG	PF	FO	AST	TO	BLK	STL	PTS	AVG
2021-22	35	8	708	20.2	104	224	.464	0	0	.000	58	85	.682	113	117	230	6.6	87	2	26	57	19	26	266	7.6
2022-23	31	31	798	25.7	136	294	.463	0	1	.000	72	114	.632	91	137	228	7.4	87	5	35	67	45	25	344	11.1
2023-24	33	33	959	29.1	163	310	.526	0	0	.000	72	117	.615	118	144	262	7.9	91	4	44	90	44	52	398	12.1
2024-25	REDSHIRT SEASON DUE TO INJURY																								
2025-26	24	24	552	23.0	99	161	.615	0	0	.000	44	66	.667	88	89	177	7.4	47	0	36	33	18	27	242	10.1
CAREER	123	96	3017	24.5	502	989	.508	0	1	.000	246	382	.644	410	487	897	7.3	312	11	141	247	126	130	1250	10.2



GAME RECAPS

GAME 15 #12/11 Vanderbilt vs. #5/5 LSU

	1	2	3	4	TOTAL
LSU	12	16	15	18	61
V	15	7	20	23	65

DATE Jan. 4, 2026 **SITE** Memorial Gymnasium (Nashville, Tenn.)

TIPOFF 4 p.m. **END** 6:05 p.m. **ELAPSED** 2:05
ATTENDANCE 6,576

GOLDEN DORES

NASHVILLE, Tenn. – The No. 12/11-ranked Vanderbilt women's basketball team scored its biggest victory of the Shea Ralph era on Sunday, as the Commodores knocked off No. 5/5 LSU, 65-61, in a defensive battle at Memorial Gymnasium.

Sophomore Mikayla Blakes took over in the fourth quarter to help Vanderbilt collect the come-from-behind victory over the No. 5-ranked team in the nation. The All-American scored 15 of her game-high 32 points in the game's last stanza, shooting 55.6 percent in the frame (5-of-9) with a pair of 3-point field goals over the final 10 minutes.

LSU led 54-52 with 2:20 left to play in the game after a 3-point possession. Blakes went to work from that point, as the Somerset, New Jersey, registered 10 of Vanderbilt's final 13 points to close out the game. Blakes also assisted on the go-ahead 3-pointer from freshman Aubrey Galvan with 2:05 remaining gave the Doreas a lead they would never relinquish.

With the victory, the Commodores score their first win over a top-five team under Ralph. The Doreas now stand at 15-0 overall and 2-0 in SEC play. It is the first time since the 2008-09 season that Vanderbilt has defeated a team ranked inside the top five in both major college women's basketball polls. The last time it happened was on Feb. 19, 2009, when the Doreas posted a 73-70 win over No. 3/3-ranked Auburn at Memorial Gym.

Vanderbilt extends its season-opening winning streak to 15 games, as the 2025-26 team now stands alone for the second-best start in school history. The win over LSU breaks a tie with the 1995-96 team. Only the 1992-93 Final Four team has gotten off to a better start in school history, as that team won its first 17 games of the season.

Blakes scored a game-high 32 points against LSU, as the guard recorded her second-straight 30-point performance to open SEC play. The sophomore played all 40 minutes on Sunday and added a team-best four assists to go along with three steals. It is the third time in her short but illustrious career that Blakes has registered back-to-back games with 30 points; it is the first time this season she has accomplished the feat. Blakes also extends her double-digit scoring streak to 34 games, breaking a tie with assistant coach Ashley Earley for the second-longest streak by a Dore since 1999-00.

Freshman Aubrey Galvan also scored double-digits in the win, as the point guard tallied 14 points and added three steals to her stat line. The Deerfield, Illinois, native hit a career-best four 3-pointers, which included the go-ahead trifecta late in the fourth quarter.

The Commodore defense put on its best performance of the season, as Vandy held the highest-scoring team in the nation to a season-low in points. The Doreas held the Tigers to 45 points lower than their season scoring average coming into Sunday. The black and gold forced the No. 5-ranked team in the nation to a season-high 22 turnovers and held the Tigers to their lowest field goal percentage of the season at 43.1 percent.

BOX SCORE

Record: 15-0 (2-0)														
NO. Name	Min	FG		3P		FT		Rebounds		Fouls		TP	AS	TO
		MA	BA	MA	BA	MA	BA	OR	TOT	PF	BS			
1 Anyia Joyner	F 20:12	2-4	0-0	0-0	0-0	5-5	3-4	0	3	0	0	2	1	1
4 Flashique Johnson	G 18:32	0-4	0-1	0-0	1-2	3-2	0-0	1	2	0	0	0	0	12
11 Zakirya Johnson	G 34:36	4-9	0-0	2-4	5-8	4-4	4-10	0	3	1	0	2	6	6
12 Mikayla Blakes	G 35:09	5-11	6-9	0-0	1-7	8-11	10-6	6	4	0	0	0	4	4
23 Mikayla Fulwiley	G 34:26	6-15	0-1	1-4	3-7	3-3	13-5	6	5	2	1	0	6	6
13 Katie Koval	G 20:31	3-7	0-0	3-3	6-4	10-4	9-9	0	2	1	0	0	5	5
20 Jada Richard	G 31:53	5-10	1-6	2-2	2-2	0-0	13-1	1	2	0	0	0	2	2
22 Grace Knox	G 24:40	0-0	0-0	0-0	1-1	3-0	0-3	1	2	0	0	0	0	4
Team								3	1	4	0	0	0	0
Totals		25-58	3-16	13-19	29-48	22-13	61-15	22	16	1	0	2	14	14
Major Fouls: NONE														

Record: 15-0 (2-0)														
NO. Name	Min	FG		3P		FT		Rebounds		Fouls		TP	AS	TO
		MA	BA	MA	BA	MA	BA	OR	TOT	PF	BS			
35 Sacha Washington	F 30:40	2-5	0-0	0-0	4-7	7-7	3-3	4	2	0	0	3	3	5
1 Mikayla Blakes	G 40:00	10-25	3-9	9-12	0-1	1-2	12-92	6	4	3	0	1	1	4
3 Aubrey Galvan	G 23:30	4-8	4-10	2-3	1-2	3-2	2-14	1	3	3	0	0	2	2
13 Justine Pissott	G 27:43	2-7	0-0	1-0	1-1	2-0	6-1	0	0	0	0	0	0	7
15 Ndakateranga Mwenetanda	G 11:41	1-2	0-1	1-1	0-3	2-2	1-1	0	0	0	0	0	0	3
2 Jada Brown	G 26:16	1-2	0-0	2-6	3-2	5-4	4-3	1	0	1	0	0	0	8
14 Aiyana Mitchell	G 27:56	0-0	0-0	2-6	3-2	2-2	2-2	1	1	4	1	0	0	7
8 Ava Black	G 02:14	0-0	0-0	0-0	0-1	1-0	0-0	0	0	0	0	0	0	4
Team								4	5	0	0	0	1	1
Totals		20-57	10-27	15-26	14-28	13-23	65-12	12	14	4	1	4	1	4
Major Fouls: NONE														

Record: 15-0 (2-0)														
NO. Name	Min	FG		3P		FT		Rebounds		Fouls		TP	AS	TO
		MA	BA	MA	BA	MA	BA	OR	TOT	PF	BS			
35 Sacha Washington	F 26:33	7-9	0-0	1-3	8-16	1-2	1-5	2	1	0	0	1	0	27
1 Mikayla Blakes	G 33:42	6-17	3-7	5-5	2-4	2-7	20-6	6	3	2	0	0	0	11
3 Aubrey Galvan	G 26:27	6-17	2-11	1-1	0-1	1-1	1-10	4	4	5	0	0	40	40
13 Justine Pissott	G 26:04	5-10	3-8	2-4	2-5	7-2	15-1	0	0	0	0	0	0	19
15 Ndakateranga Mwenetanda	G 26:17	6-10	1-4	2-2	4-5	1-5	1-15	1	0	3	0	0	0	26
2 Jada Brown	G 22:49	1-3	1-2	0-0	1-1	2-2	3-1	3	2	0	0	0	0	18
14 Aiyana Mitchell	G 13:25	4-7	0-0	0-0	2-2	2-2	8-1	1	1	0	1	0	1	1
32 Aiyana Del Rosario	G 05:53	1-1	0-0	0-0	0-1	1-1	0-0	2	0	0	0	0	1	1
24 Agni Makurat	G 04:52	0-1	0-0	0-0	0-1	1-1	0-0	0	1	0	0	0	0	7
8 Ava Black	G 04:10	0-1	0-1	0-0	0-0	0-0	2-0	0	0	0	0	0	0	4
11 Monique Williams	G 02:38	1-1	0-0	0-0	0-0	0-0	0-0	2	0	0	0	0	0	3
Team								1	3	4	0	0	0	0
Totals		39-77	10-34	11-15	16-25	43-44	122-59	20	14	10	3	2	31	31
Major Fouls: NONE														



Record: 15-0 (2-0)														
NO. Name	Min	FG		3P		FT		Rebounds		Fouls		TP	AS	TO
		MA	BA	MA	BA	MA	BA	OR	TOT	PF	BS			
35 Sacha Washington	F 26:33	7-9	0-0	1-3	8-16	1-2	1-5	2	1	0	0	1	0	27
1 Mikayla Blakes	G 33:42	6-17	3-7	5-5	2-4	2-7	20-6	6	3	2	0	0	0	11
3 Aubrey Galvan	G 26:27	6-17	2-11	1-1	0-1	1-1	1-10	4	4	5	0	0	40	40
13 Justine Pissott	G 26:04	5-10	3-8	2-4	2-5	7-2	15-1	0	0	0	0	0	0	19
15 Ndakateranga Mwenetanda	G 26:17	6-10	1-4	2-2	4-5	1-5	1-15	1	0	3	0	0	0	26
2 Jada Brown	G 22:49	1-3	1-2	0-0	1-1	2-2	3-1	3	2	0	0	0	0	18
14 Aiyana Mitchell	G 13:25	4-7	0-0	0-0	2-2	2-2	8-1	1	1	0	1	0	1	1
32 Aiyana Del Rosario	G 05:53	1-1	0-0	0-0	0-1	1-1	0-0	2	0	0	0	0	1	1
24 Agni Makurat	G 04:52	0-1	0-0	0-0	0-1	1-1	0-0	0	1	0	0	0	0	7
8 Ava Black	G 04:10	0-1	0-1	0-0	0-0	0-0	2-0	0	0	0	0	0	0	4
11 Monique Williams	G 02:38	1-1	0-0	0-0	0-0	0-0	0-0	2	0	0	0	0	0	3
Team								1	3	4	0	0	0	0
Totals		39-77	10-34	11-15	16-25	43-44	122-59	20	14	10	3	2	31	31
Major Fouls: NONE														

Record: 15-0 (2-0)														
NO. Name	Min	FG		3P		FT		Rebounds		Fouls		TP	AS	TO
		MA	BA	MA	BA	MA	BA	OR	TOT	PF	BS			
35 Sacha Washington	F 26:33	7-9	0-0	1-3	8-16	1-2	1-5	2	1	0	0	1	0	27
1 Mikayla Blakes	G 33:42	6-17	3-7	5-5	2-4	2-7	20-6	6	3	2	0	0	0	11
3 Aubrey Galvan	G 26:27	6-17	2-11	1-1	0-1	1-1	1-10	4	4	5	0	0	40	40
13 Justine Pissott	G 26:04	5-10	3-8	2-4	2-5	7-2	15-1	0	0	0	0	0	0	19
15 Ndakateranga Mwenetanda	G 26:17	6-10	1-4	2-2	4-5	1-5	1-15	1	0	3	0	0	0	26
2 Jada Brown	G 22:49	1-3	1-2	0-0	1-1	2-2	3-1	3	2	0	0	0	0	18
14 Aiyana Mitchell	G 13:25	4-7	0-0	0-0	2-2	2-2	8-1	1	1	0	1	0	1	1
32 Aiyana Del Rosario	G 05:53	1-1	0-0	0-0	0-1	1-1	0-0	2	0	0	0	0	1	1
24 Agni Makurat	G 04:52	0-1	0-0	0-0	0-1	1-1	0-0	0	1	0	0	0	0	7
8 Ava Black	G 04:10	0-1	0-1	0-0	0-0	0-0	2-0	0	0	0	0	0	0	4
11 Monique Williams	G 02:38	1-1	0-0	0-0	0-0	0-0	0-0	2	0	0	0	0	0	3
Team								1	3	4	0	0	0	0
Totals		39-77	10-34	11-15	16-25	43-44	122-59	20	14	10	3	2	31	31
Major Fouls: NONE														




GAME RECAPS

GAME 21 #5/4 Vanderbilt at #2/2 So. Car.

	1	2	3	4	TOTAL
	16	28	12	18	74
	33	22	27	21	103

DATE Jan. 25, 2026 **SITE** Colonial Life Arena (Columbia, S.C.)

TIPOFF 2 p.m. **END** 3:52 p.m. **ELAPSED** 1:52
ATTENDANCE 17,002

NO. 5/4 DORES FALL AT NO. 2 SOUTH CAROLINA
COLUMBIA, S.C. – The No. 5/4-ranked Vanderbilt women's basketball team was handed its first loss of the 2025-26 season, as the Commodores had their school-record 20-game winning streak come to an end with a 103-74 defeat at No. 2/2-ranked South Carolina on Sunday afternoon.

The loss drops the Commodores to 20-1 overall and 6-1 in SEC play this season. Though Vandy's school-record 20-game winning streak to begin the season comes to an end, the Dores are still off to their best start in program history through 21 games, equaling the 20-1 mark set by the 1992-93 Final Four team.

Sophomore Mikayla Blakes led a pair of double-digit scorers for the Dores, as the All-American registered a game-high 23 points. The Somerset, New Jersey, native pulled down a team-best seven rebounds and dished out the team-high five assists. Blakes extended her double-digit scoring streak to 40 games, which is the longest active streak in the SEC and third-longest in the nation.

Graduate Ndjakalenga Mwenentanda scored double-digits with a 13-point performance against South Carolina. The 6-2 guard hit a career-high three 3-pointers. It is just the third time Mwenentanda has hit multiple 3-point field goals in a contest during her 124-game career.

All nine Commodores who played on Sunday scored. It marks the first time since the win over Texas Southern on Dec. 20 (12 Dores) that every Vanderbilt player who played in the contest scored.

No. 2/2 South Carolina came out swinging and built a 17-point lead at the end of the first quarter at 33-16. The Commodores fell behind by 21 points midway through the second stanza, but Vandy used a 15-5 run at the end of the frame to cut its deficit to 11 points at 55-44 going into halftime.

Vanderbilt opened the third quarter with back-to-back buckets to make it a single-digit contest at 55-48. The Gamecocks scored 15 of the game's next 17 points to push their lead back out to double figures, 70-50. USC maintained a double-digit advantage over the Dores for the remainder of the contest.

The Commodores shot 45.9 percent from the floor in the loss and committed a season-high 20 turnovers, 16 of which came in the first two quarters of play. South Carolina shot 61.5 percent from the floor and outscored Vanderbilt 56-24 in the points in the paint.



BOX SCORE

Vanderbilt - 74															Record: 20-1 (6-1)																		
NO. Name	Min	FG	3P	FT	Rebounds	Fouls	TP	AS	TO	ST	Blocks	BS	BA	+	Shooting By Period	FG	3P	FT	Rebounds	Fouls	TP	AS	TO	ST	Blocks	BS	BA	+	Shooting By Period				
35 Sacha Washington	F 21:26	2-5	0-0	1-2	3	2	3	5	4	0	2	0	0	0	12	35	2-5	0-0	1-2	3	2	3	5	4	0	2	0	0	0	12	35		
1 Mikayla Blakes	G 37:47	9-24	3-7	2-2	5	7	2	6	23	5	5	3	0	5	35	35	9-24	3-7	2-2	5	7	2	6	23	5	5	3	0	5	35	35		
3 Aubrey Galvan	G 21:11	3-8	1-3	0-0	1	2	3	2	1	7	3	4	3	1	0	27	3	3-8	1-3	0-0	1	2	3	2	1	7	3	4	3	1	0	27	
13 Justine Pissott	G 21:04	3-7	2-6	0-0	1	1	4	0	8	0	2	0	1	1	0	27	13	3-7	2-6	0-0	1	1	4	0	8	0	2	0	1	1	0	27	
15 Ndjakalenga Mwenentanda	26:25	5-7	3-4	0-0	2	2	4	3	0	13	3	2	0	0	1	21	15	5-7	3-4	0-0	2	2	4	3	0	13	3	2	0	0	1	21	
2 Jacia Brown	25:39	1-3	1-3	0-0	0	0	2	0	3	3	2	1	0	0	19	2	1-3	1-3	0-0	0	0	2	0	3	3	2	1	0	0	19	2		
14 Ayana Mitchell	23:39	2-3	0-0	1-2	3	0	3	1	2	5	5	2	0	1	11	14	2-3	0-0	1-2	3	0	3	1	2	5	5	2	0	1	11	14		
8 Aava Black	09:04	1-2	0-0	2-2	0	0	0	1	1	4	0	0	0	0	5	8	1-2	0-0	2-2	0	0	0	1	1	4	0	0	0	0	5	8		
24 Aga Makurat	04:45	2-2	2-2	0-0	0	0	0	0	0	6	0	0	0	0	0	11	24	2-2	2-2	0-0	0	0	0	0	6	0	0	0	0	0	11	24	
Team		3	0	3	0	0	0	0	0	3	3	0	0	0	3															3			
Totals	26:41	12-25	6-14	1-2	26	18	74	15	10	7	12	7	2	7	29	Totals	26:41	12-25	6-14	1-2	26	18	74	15	10	7	12	7	2	7	29		
Major Fouls: NONE															Dead Ball Rebounds: 1																		
South Carolina - 103															Record: 20-2 (6-1)																		
NO. Name	Min	FG	3P	FT	Rebounds	Fouls	TP	AS	TO	ST	Blocks	BS	BA	+	Shooting By Period	FG	3P	FT	Rebounds	Fouls	TP	AS	TO	ST	Blocks	BS	BA	+	Shooting By Period				
6 Joycie Edwards	F 20:20	7-10	0-0	2-2	4	3	7	2	3	16	1	0	1	2	34	6	7-10	0-0	2-2	4	3	7	2	3	16	1	0	1	2	34	6		
50 Ta'Nyia Latson	G 31:21	8-15	1-2	4-4	2	3	5	1	4	21	5	3	2	0	1	28	50	8-15	1-2	4-4	2	3	5	1	4	21	5	3	2	0	1	28	
5 Tessa Johnson	G 26:12	7-12	1-2	4-4	3	2	2	1	2	20	2	1	0	0	30	5	7-12	1-2	4-4	3	2	2	1	2	20	2	1	0	0	30	5		
25 Raven Johnson	G 20:06	4-6	2-3	0-0	0	4	4	3	0	10	6	1	3	0	0	1	25	25	4-6	2-3	0-0	0	4	4	3	0	1	3	0	0	1	25	
44 Agat Makeer	G 16:29	2-5	0-0	4-4	1	1	2	3	4	8	2	2	2	0	0	10	44	2-5	0-0	4-4	1	1	2	3	4	8	2	2	2	0	0	10	44
1 Maddy McDaniel	26:10	1-3	1-1	0-0	0	1	1	0	1	3	4	2	0	0	7	1	1-3	1-1	0-0	0	1	1	0	3	4	2	0	0	0	7	1		
11 Madina Ochi	15:40	0-5	0-0	1-1	3	4	7	1	2	17	0	0	1	0	19	11	0-5	0-0	1-1	3	4	7	1	2	17	0	0	1	0	19	11		
31 Alicia Toumbaize	12:20	0-2	0-0	0	0	1	0	1	2	1	0	0	0	0	0	31	31	0-2	0-0	0	0	1	0	2	1	0	0	0	0	0	31	31	
24 Ayia McDowell	10:15	2-2	0-0	0	0	0	0	1	1	6	0	0	0	0	0	8	24	2-2	0-0	0	0	0	1	1	6	0	0	0	0	0	8	24	
15 Adell Tate	02:55	1-1	0-0	0	0	0	0	0	0	2	0	1	0	0	0	15	15	1-1	0-0	0	0	0	0	2	0	1	0	0	0	0	15	15	
Team		2	1	3	0	0	0	0	0	3	3	0	0	0	3															3	3		
Totals	40:45	10-17	13-14	13	35	32	14	18	103	25	14	12	7	3	29	Totals	40:45	10-17	13-14	13	35	32	14	18	103	25	14	12	7	3	29		
Major Fouls: NONE															Dead Ball Rebounds: 5																		
Biggest lead 9 (11:10:00)															Points from																		
Best Scoring Run 10 (3:19:00)															Turnovers																		
Lead Changes 0															Paint																		
Times Tied 1															Fast Breaks																		
Time with Lead 00:00															Bench																		

INDIVIDUAL LEADERS

Points	Rebounds	Assists	Steals	Blocks
M. Blakes • 23 pts	M. Blakes • 7 reb	Blakes/Mitchell • 5 ast	Blakes/Galvan • 3 stl	J. Brown • 1 stl
N. Mwenentanda • 13 pts	S. Washington • 5 reb	3 Players Tied • 3 ast	Blakes/Mitchell • 5 stl	3 Players Tied • 1 blk
T. Latson • 21 pts	Edwards/Okot • 7 reb	Edwards/Johnson • 6 ast	M. Okot • 5 stl	R. Johnson • 3 blk
T. Johnson • 20 pts	T. Latson • 5 reb	T. Latson • 5 ast	A. Makeer • 2 blk	

GAME 22 #5/6 Vanderbilt vs. #17 Ole Miss

	1	2	3	4	TOTAL
	15	10	26	24	75
	23	21	16	23	83

DATE Jan. 30, 2026 **SITE** Legacy Arena (Birmingham, Ala.)

TIPOFF 2 p.m. **END** 4 p.m. **ELAPSED** 2:00
ATTENDANCE 2,158

DORES DROP HARD-FOUGHT CONTEST TO REBS
BIRMINGHAM, Ala. – The No. 5/6-ranked Vanderbilt women's basketball team dropped a top-25 contest to No. 18/18-ranked Ole Miss, as the Commodores fell 83-75 at Legacy Arena in Birmingham, Alabama.

The Commodores stormed back from a 19-point halftime deficit but ultimately were handed an eight-point defeat to the Rebels, dropping their second-straight contest. Vandy now stands at 20-2 overall on the year and 6-2 in SEC play.

All-American Mikayla Blakes tallied 29 points in the loss, as the sophomore extends her double-digit scoring streak to 41 games, which is the third-longest active scoring streak in NCAA Division I. It is Blakes' 11th contest this season with 25-plus points, while it's her 17th outing with 20 or more points.

Blakes was one of three Commodores to score double figures against the Rebels. Freshman Aubrey Galvan had 18 points, and graduate Ndjakalenga Mwenentanda registered 11 points. It is the 20th time this season that Vanderbilt has had three or more players score double figures in a game.

After trading blows in the opening minutes of the contest, Ole Miss used a 14-2 run to take a 23-15 lead at the end of the first quarter. Vanderbilt closed the gap to four points at 25-21 at the 7:15 mark of the second frame, but the Rebels ended the half on a 17-4 spurt to take a 44-25 advantage over the Dores going into the half.

Vanderbilt cut into the Ole Miss lead in the third quarter, as the Commodores outscored the Rebels, 26-16, in the frame to make it a single-digit contest at 60-51 going into the fourth. Vandy turned up the heat in the fourth quarter, as the Dores opened the frame on a 19-3 run to take a 67-64 lead with 5:56 to play. Mississippi ended the contest on a 19-8 spurt to claim the eight-point victory over the Commodores.

The Commodores shot 46.7 percent from the floor and forced 20 turnovers, which Vanderbilt turned into 29 points. The Rebels shot 51.7 percent on the day and held a 16-0 edge in bench scoring.

BOX SCORE

#7 Vanderbilt - 75															Record: 20-2 (6-2)																	
NO. Name	Min	FG	3P	FT	Rebounds	Fouls	TP	AS	TO	ST	Blocks	BS	BA	+	Shooting By Period	FG	3P	FT	Rebounds	Fouls	TP	AS	TO	ST	Blocks	BS	BA	+	Shooting By Period			
35 Sacha Washington	F 25:48	4-6	0-0	1-1	1	2	3	4	2	1	1	0	0	0	5	35	4-6	0-0	1-1	1	2	3	4	2	1	1	0	0	5	35		
1 Mikayla Blakes	G 40:02	10-24	4-8	9-10	1	4	5	3	28	4	7	1	0	2	48	1	10-24	4-8	9-10	1	4	5	3	28	4	7	1	0	2	48	1	
3 Aubrey Galvan	G 40:00	8-14	1-2	1	2	3	4	2	2	0	2	0	1	0	5	3	8-14	1-2	1	2	3	4	2	2	0	2	0	1	0	5	3	
13 Justine Pissott	G 36:44	3-8	2-5	0-0	0	7	2	2	8	2	3	0	1	1	8	13	3-8	2-5	0-	0	7	2	2	8	2	3	0	1	1	8	13	
15 Hidelupha Mweemuratsi	F 29:47	3-6	0-2	5-5	2	3	5	4	4	1	1	0	1	3	0	10	3-6	0-2	5-5	2	3	5	4	1	1	0	1	3	0	10	3-6	
2 Jada Brown	F 10:13	0-1	0-1	0-0	0	0	0	0	1	0	1	0	2	0	0	18	0-1	0-1	0-0	0	0	0	0	1	0	2	0	0	0	18	0-1	
14 Aiyana Michael	G 12:24	0-0	0-0	0-0	0	0	0	0	0	0	0	0	0	0	0	1	0-0	0-0	0-0	0	0	0	0	0	0	0	0	0	0	1	0-0	
24 Aaga Makurati	G 01:00	0-0	0-0	0-0	0	0	0	0	0	0	0	0	0	0	0	4	0-0	0-0	0-0	0	0	0	0	0	0	0	0	0	0	4	0-0	
11 Aiyana Michael	G 01:36	0-0	0-0	0-0	0	0	0	0	0	0	0	0	0	0	0	4	0-0	0-0	0-0	0	0	0	0	0	0	0	0	0	0	4	0-0	
22 Aaliyah Del Rosario	G 01:00	0-0	0-0	0-0	0	0	0	0	0	0	0	0	0	0	0	4	0-0	0-0	0-0	0	0	0	0	0	0	0	0	0	0	4	0-0	
Team					2	1	3	0	0	0	0	0	0	0	0																	
Totals		20-60	4-15	15-18	8	19	27	20	75	12	16	8	6	2	3	8																
															Major Fouls: NONE																	
															Clean Ball Rebounds: 0																	
#710 Gona - 83															Record: 18-4 (5-2)																	
NO. Name	Min	FG	3P	FT	Rebounds	Fouls	TP	AS	TO	ST	Blocks	BS	BA	+	Shooting By Period	FG	3P	FT	Rebounds	Fouls	TP	AS	TO	ST	Blocks	BS	BA	+	Shooting By Period			
8 Lashana Littlemore	F 35:10	9-11	0-0	2-2	1	2	3	3	12	2	2	1	0	1	2	8	9-11	0-0	2-2	1	2	3	3	12	2	2	1	0	1	2	8	
12 Christiana Uvies	F 35:12	8-11	0-0	1-1	6	8	14	3	3	2	1	3	2	0	9	12	8-11	0-0	1-1	6	8	14	3	3	2	1	3	2	0	9	12	
23 Jaxxon McMillan	F 34:43	5-10	0-0	1-2	1	2	3	3	12	2	2	1	0	1	2	8	5-10	0-0	1-2	1	2	3	3	12	2	2	1	0	1	2	8	
5 Sheria Thero	G 22:06	2-5	2-2	0-0	1	3	4	5	0	0	1	1	1	0	8	5	2-5	2-2	0-0	1	3	4	5	0	0	1	1	1	0	8	5	
01 Darian Thero	G 22:06	2-5	2-2	0-0	1	3	4	5	0	0	1	1	1	0	8	5	2-5	2-2	0-0	1	3	4	5	0	0	1	1	1	0	8	5	
3 Kaitlin Petersen	18:57	4-8	1-5	2-2	1	2	3	2	11	2	1	1	0	0	3	18	4-8	1-5	2-2	1	2	3	2	11	2	1	1	0	0	3	18	
4 Jada Murray	17:59	0-1	0-0	0-0	0	0	0	0	0	0	1	0	0	0	9	17	0-1	0-0	0-0	0	0	0	0	0	0	1	0	0	0	9	17	
23 Darian Thero	17:00	0-0	0-0	0-0	0	0	0	0	0	0	0	0	0	0	0	18	0-0	0-0	0-0	0	0	0	0	0	0	0	0	0	0	0	18	0-0
22 Dorian DeMunnings	13:24	2-11	0-0	0-0	0	2	2	1	2	0	0	0	0	0	4	22	2-11	0-0	0-0	0	2	2	1	2	0	0	0	0	0	0	4	22
Team					1	0	1	0	0	0	0	0	0	0	0																	
Totals		20-58	4-4	19-21	10	25	35	20	63	9	10	11	3	2	3	8																
															Major Fouls: McMillan (F1) 4 8 12																	
															Clean Ball Rebounds: 0																	

