

VANDERBILT BASEBALL

2014 NATIONAL CHAMPIONS ★ 2019 NATIONAL CHAMPIONS

2026 Schedule and Results

OVERALL: 0-0 | SEC: 0-0 | H: 0-0 | A: 0-0 | N: 0-0

FEBRUARY (0-0)

			All Times CT
13	vs. #10 TCU	3 p.m.	Arlington, Texas
14	vs. Texas Tech	11 a.m.	Arlington, Texas
15	vs. Oklahoma State	10:30 a.m.	Arlington, Texas
17	Eastern Michigan	4:30 p.m.	Hawkins Field
18	Eastern Michigan	4:30 p.m.	Hawkins Field
20	Marist	2 p.m.	Hawkins Field
21	Marist	2 p.m.	Hawkins Field
22	Marist	1 p.m.	Hawkins Field
24	Evansville	4:30 p.m.	Hawkins Field
27	vs. UC Irvine	4 p.m.	Las Vegas, Nev.
28	vs. #24 Arizona	6 p.m.	Las Vegas, Nev.

MARCH (0-0)

1	vs. Oregon	1 p.m.	Las Vegas, Nev.
3	Central Arkansas	4:30 p.m.	Hawkins Field
4	Troy	3 p.m.	Hawkins Field
6	North Dakota State	4:30 p.m.	Hawkins Field
7	North Dakota State	2 p.m.	Hawkins Field
8	North Dakota State	1 p.m.	Hawkins Field
10	Indiana State	6 p.m.	Hawkins Field
13	#2 LSU*	6 p.m.	Hawkins Field
14	#2 LSU*	7 p.m.	Hawkins Field
15	#2 LSU*	3 p.m.	Hawkins Field
17	Indiana	6 p.m.	Hawkins Field
20	at #4 Mississippi State*	7 p.m.	Starkville, Miss.
21	at #4 Mississippi State*	6 p.m.	Starkville, Miss.
22	at #4 Mississippi State*	1 p.m.	Starkville, Miss.
24	Tennessee Tech	6 p.m.	Hawkins Field
27	#14 Tennessee*	7 p.m.	Hawkins Field
28	#14 Tennessee*	4 p.m.	Hawkins Field
29	#14 Tennessee*	11 a.m.	Hawkins Field
31	Belmont	6 p.m.	Hawkins Field

APRIL (0-0)

2	at #25 Texas A&M*	6 p.m.	College Station, Texas
3	at #25 Texas A&M*	6 p.m.	College Station, Texas
4	at #25 Texas A&M*	2 p.m.	College Station, Texas
7	Eastern Kentucky	6 p.m.	Hawkins Field
9	Oklahoma*	6 p.m.	Hawkins Field
10	Oklahoma*	6 p.m.	Hawkins Field
11	Oklahoma*	6 p.m.	Hawkins Field
14	at Lipscomb	6 p.m.	Nashville, Tenn.
17	at #18 Kentucky*	5:30 p.m.	Lexington, Ky.
18	at #18 Kentucky*	1 p.m.	Lexington, Ky.
19	at #18 Kentucky*	Noon	Lexington, Ky.
21	Xavier	6 p.m.	Hawkins Field
24	#3 Texas*	6 p.m.	Hawkins Field
25	#3 Texas*	7 p.m.	Hawkins Field
26	#3 Texas*	Noon	Hawkins Field
28	Middle Tennessee	6 p.m.	Hawkins Field
30	at Alabama*	6 p.m.	Tuscaloosa, Ala.

MAY (0-0)

1	at Alabama*	6 p.m.	Tuscaloosa, Ala.
2	at Alabama*	1 p.m.	Tuscaloosa, Ala.
5	#8 Louisville	7 p.m.	Hawkins Field
8	at Missouri*	6 p.m.	Columbia, Mo.
9	at Missouri*	4 p.m.	Columbia, Mo.
10	at Missouri*	1 p.m.	Columbia, Mo.
14	South Carolina*	6 p.m.	Hawkins Field
15	South Carolina*	6 p.m.	Hawkins Field
16	South Carolina*	1 p.m.	Hawkins Field

19-24 SEC Tournament Hoover, Ala.

Shriners Children's College Showdown - Arlington, Texas
© Live Like Lou Las Vegas College Classic - Las Vegas, Nevada
* Southeastern Conference game
^ - SEC Tournament - Hoover, Ala.

Rankings represent D1Baseball.com's poll at time of the contest

Vanderbilt Athletic Communications • 2601 Jess Neely Dr. Nashville, TN 37212
Baseball Contact: Will Owens • Cell: 502.718.2525 • Email: will.owens@vanderbilt.edu
VUCommodores.com • Twitter: @VandyBoys

Shriners Showdown



#23 Vanderbilt Commodores (0-0, 0-0 SEC) • Shriners Children's College Showdown

Friday vs. #10 TCU • 3 p.m. CT • FloSports

Saturday vs. Texas Tech • 11 a.m. CT • FloSports

Sunday vs. Oklahoma State • 10:30 a.m. CT • FloSports

#23 VANDERBILT (43-18, 19-11 SEC)

Rankings: D1: 23 | NCBWA: 18 | Coaches: 18

BA: 17 | PG: 19

Head Coach: Tim Corbin

Career Record: 1,070-599-1 (30th)

Record at Vanderbilt: 964-461-1 (24th)



SHRINERS SHOWDOWN

TCU: 39-20, 19-11 Big 12

Texas Tech: 20-33, 13-17 Big 12

Oklahoma State: 30-25, 15-12 Big 12

Opening Weekend: Vanderbilt opens up the 2026 campaign in Texas at the Shriners Children's College Showdown.

- Vanderbilt will face three schools from the Big 12, TCU, Texas Tech and Oklahoma State, at Globe Life Park.
- The Commodores also opened the 2023 season at Globe Life, home of the Texas Rangers. Vandy lost to TCU that year before beating Oklahoma State and Texas to round out the weekend.
- The Dores are 4-3 all-time against the Horned Frogs, 5-3 vs. the Cowboys and will be meeting the Red Raiders for the first time.
- Two Commodores will be competing in their home state this weekend in Tristan Bristow (Helotes) and Jakob Schulz (Houston).

Preseason Honors: Multiple Commodores received recognition ahead of the 2026 season.

- Connor Fennell** was selected to two preseason All-America teams, garnering third-team honors from both D1Baseball and the NCBWA.
- Fennell and Braden Holcomb** were each voted by the league's coaches to the Preseason All-SEC Second Team.
- Miller Green** and **Alex Kranzler** were named to the NCBWA Stopper of the Year Watch List.

Starting Rotation: **Connor Fennell, Austin Nye** and **Nate Taylor** will be Vandy's starting rotation for Opening Weekend.

- Fennell will get the nod on Friday against TCU. He made 17 appearances last season with seven starts. He went 6-0 with a 2.53 ERA and 84 strikeouts over 53.1 innings.
- Nye made 15 appearances in 2025, all in a starting role. He finished with a 2-1 record and a 3.55 ERA.
- Taylor will be making his first collegiate start on Sunday after nine appearances, all in relief, at Georgia last season.

The 2026 VandyBoys: Vanderbilt's 2026 roster features 23 returners and 16 newcomers.

- Seventeen states and two countries are represented on the roster. Tennessee leads the way with eight Commodores followed by California with five and Georgia with four.
- There are three graduate students, two seniors, 11 juniors, 14 sophomores and nine freshmen on the squad.
- Among the 16 newcomers, seven transferred in during the offseason.
- Former Commodore **Jason Esposito** returned to Nashville in the offseason as the program's new hitting coach. Esposito played under Tim Corbin from 2009-11 before being selected by the Baltimore Orioles in the third round of the 2011 MLB Draft. He most recently worked in the Cleveland Guardians organization as the MLB assistant hitting coach.

Position Rankings: Ten Commodores were recognized by D1Baseball in their preseason positional rankings.

Starting Pitchers	Connor Fennell	No. 13
	Austin Nye	No. 48
	Nate Taylor	No. 151
Relievers	Miller Green	No. 32
	Luke Guth	No. 38
	England Bryan	No. 39
Outfielders	Logan Johnstone	No. 89
Shortstop	Ryker Waite	No. 36
Second Basemen	Carter Johnstone	No. 29
Catchers	Colin Barczy	No. 44

Unrivaled Consistency: Since head coach **Tim Corbin** took charge in 2003, no program has enjoyed more consistent success than the Commodores.

- Vanderbilt owns the nation's longest active NCAA Tournament streak at 19 consecutive appearances.
- Vandy has been to the College World Series five times, the finals four times and has won it all twice (2014, 2019).
- More than 50 Commodores have been named All-America, including 18 first-teamers.
- Corbin has tutored more than 30 future MLB players.
- Corbin reached 1,000 career wins on March 5, 2024, vs. Eastern Michigan. He recorded his 900th Vandy win on March 16, 2024, vs. Auburn.
- Among active D1 coaches, Corbin ranks seventh by most wins. He is third in the SEC behind South Carolina's Paul Mainieri (1,533) and Arkansas' Dave Van Horn (1,304).
- The Dores were crowned SEC Tournament Champions in 2025 for the third time in the last six tournaments. Four of the program's five SEC Tournament titles have come under Corbin.

The Fennell Factor: Preseason All-American **Connor Fennell** was one of the most electric pitchers in all of college baseball in 2025.

- Fennell totaled 84 strikeouts over 53.1 innings to just 11 walks. The righty struck out 40-percent of the batters he faced, good for third-best in Division I.
- Fennell allowed just one run over his final four outings, working 14 scoreless frames against Tennessee, Kentucky, Tennessee at the SEC Tournament and Louisville in the NCAA Regional.
- He tossed a seven-inning, complete-game shutout at Ole Miss, posting 12 strikeouts to earn SEC Pitcher of the Week.
- Fennell received Third Team All-America honors from the NCBWA and was Second Team ABCA All-Region.

Brodie Brings the Boom: **Brodie Johnston** made an immediate impact as a freshman last season, launching 15 homers and driving in 55 runs, both team-highs.

- Johnston's 15 long balls were the most by a Vanderbilt freshman since Pedro Alvarez hit 22 in 2006.
- The freshman was named MVP of the SEC Tournament. His two-run homer in the first inning of the title game vs. Ole Miss helped lead the Dores to their third championship in the last six tournaments.

Team USA: This weekend's game will reunite some former Team USA teammates.

- Tristan Bristow** and **Austin Nye** played with TCU's Nolan Traeger on the 2021 15U squad.
- Nye also competed on the 2022 18U team with Oklahoma State's Campbell Smithwick, winning gold at the WBSC U-18 Baseball World Cup Americas Qualifier.

Breaking Down the Schedule: Vanderbilt will once again face one of the nation's toughest schedules this season after finishing the 2025 slate with the No. 2 strength of schedule according to WarrenNolan.com.

- Vanderbilt's 2026 schedule features 30 games against 14 teams that made an NCAA Regional last season.
- Nine of Vandy's opponents are ranked in the D1Baseball preseason poll, including five in the top 10 and three in the top five.

Dores in the Draft: Seven Commodores heard their names called in the 2025 MLB Draft, highlighted by three Dors selected in the first three rounds.

- There have been multiple Commodores taken in every draft since 2004 with six or more players being selected in five consecutive drafts.
- All-time, Vanderbilt has more than 200 players selected in the MLB Draft including an NCAA-leading 158 since 2003.
- With four pitchers taken in the 2025 draft, more than 80 Commodore arms have been drafted since 2003.
- Vanderbilt's 2025 MLB Draft picks:

Player	Team	Pick
JD Thompson, LHP	Milwaukee	Round 2, Pick 59
RJ Austin, UTL	Baltimore	Round 3, Pick 93
Cody Bowker, RHP	Philadelphia	Round 3, Pick 100
Riley Nelson, INF	Cleveland	Round 5, Pick 162
Sawyer Hawks, RHP	Arizona	Round 6, Pick 471
Jonathan Vastine, INF	San Diego	Round 19, Pick 580

The Price is Right: David Price was inducted in the 2025 class of the College Baseball Hall of Fame on Thursday in Overland Park, Kansas.

- The Golden Spikes Award winner led Vanderbilt to the SEC regular season and tournament titles in 2007 before being selected by the Tampa Bay Rays as the No. 1 overall pick in the 2007 MLB Draft.
- In 2007, he went 11-1 with a 2.63 ERA and 194 strikeouts over 133.1 innings, Vandy's season records for both punchouts and innings pitched.
- The southpaw swept the top national awards. Price was the consensus National Player of the Year and a consensus first-team All-American. He won the Dick Howser Trophy, Brooks Wallace Award and Roger Clemens Award and was the SEC Pitcher of the Year.
- The Murfreesboro, Tennessee, native finished his career with 441 strikeouts, the most by a Commodore. His 155 strikeouts in 2006 rank fifth in school history.

VANDERBILT IN THE NATIONAL RANKINGS

DATE	Baseball America	D1Baseball	NCBWA	Perfect Game	USA Today/Coaches
Preseason	17	23	18	19	18

*For consistency, Vanderbilt uses the D1Baseball.com (D1) poll as its primary ranking.

PROBABLE PITCHING MATCHUPS

DATE	OPPONENT	VANDERBILT STARTER	OPPOSING STARTER
2/13	#10 TCU	RHP Connor Fennell (0-0, 0.00)	RHP Tommy LaPour (0-0, 0.00)
2/14	Texas Tech	RHP Austin Nye (0-0, 0.00)	RHP Lukas Pirko (0-0, 0.00)
2/15	Oklahoma State	RHP Nate Taylor (0-0, 0.00)	LHP Ethan Lund (0-0, 0.00)

VANDERBILT RECORD WHEN ...

SEC Standing	
Home/Road/Neutral	0-0 / 0-0 / 0-0
Day/Night	0-0 / 0-0
vs. RH/LH starters	0-0 / 0-0
Leading after 6 innings	0-0
Trailing after 6 innings	0-0
Tied after 6 innings	0-0
Leading after 7 innings	0-0
Trailing after 7 innings	0-0
Tied after 7 innings	0-0
Leading after 8 innings	0-0
Trailing after 8 innings	0-0
Tied after 8 innings	0-0
Vanderbilt scores first	0-0
Opponents score first	0-0
Shutouts	0-0
Scoring less than 3 runs	0-0
Scoring 3 to 5 runs	0-0
Scoring 6 or more runs	0-0
Vanderbilt hits HR/hit 0 HR	0-0 / 0-0
1-run/2-run games	0-0 / 0-0
Extra innings (home/road/neutral)	0-0 / 0-0 / 0-0
Series openers/finales	0-0 / 0-0
Series W-L (home)	0-0
Series W-L (road)	0-0
Series W-L (total)	0-0
Three-game sweeps (home/road)	0-0 / 0-0

TEAM LEADERS

Batting	
Hits	
Doubles	
Triples	
HR	
RBI	
Runs	
SB	
BB	
AVG	
OBP	
SLG	

Pitching	
ERA (starter)	
ERA (reliever)	
Wins	
Saves	
Appearances	
Starts	
Innings (starter)	
Innings (reliever)	
Strikeouts (starter)	
Strikeouts (reliever)	

SEC Weekly Awards

NOTES CONTINUED

Upgrades to the Hawk: Construction at Hawkins Field began in the fall to expand and upgrade spaces and amenities at the home of the two-time national champions.

- In total, the Hawkins Field footprint will encompass approximately 50,000 square feet of new or enhanced space, including student-athlete resources, additional capacity, premium seating and expanded food and beverage options.
- The project also prioritizes player development, with more than 10,000 square feet devoted to a new weight room and pitching lab.
- During the construction, the right field fence has been temporarily moved in while also being heightened. The temporary dimensions are 320 feet down the line and 360 feet in right-center.



Vanderbilt Commodores 2026 Baseball Roster

No.	Name	Pos.	B/T	Ht.	Wt.	Yr./Exp.	Hometown/High School	Pronunciations
2	Logan Johnstone	OF	L/R	5-11	191	Gr.	Los Gatos, Calif./Los Gatos/Washington State	
3	Carter Johnstone	INF	L/R	6-1	185	So.	Los Gatos, Calif./Los Gatos/Cal St. Fullerton	
5	Mike Mancini	INF	L/R	5-11	180	Sr.	Endwell, N.Y./Maine-Endwell/James Madison	man-SEE-nee
8	Chris Maldonado	INF	R/R	6-1	194	Sr.	Short Hills, N.J./Seton Hall Prep	mal-duh-NAH-do
9	Brodie Johnston	INF	R/R	6-2	212	So.	Ooltewah, Tenn./Boyd-Buchanan School	
10	Carson Quillen	UTL	R/R	5-11	198	Fr.	Greeneville, Tenn./Greeneville	
18	Korbin Reynolds	C	R/R	6-0	215	Fr.	Clarksville, Tenn./Clarksville	
19	Rustan Rigdon	UTL	S/R	6-0	185	So.	Metter, Ga./Metter	
20	Cade Sears	OF	L/L	6-1	179	So.	Westphalia, Iowa/Harlan/Iowa Central CC	
21	Hudson Barton	RHP	R/R	6-3	198	So.	Franklin, Tenn./Grace Christian Academy	
25	Mack Whitcomb	C	R/R	6-0	196	Jr.	Mokena, Ill./Baylor School/Tennessee Tech	
26	Braden Holcomb	UTL	R/R	6-4	245	Jr.	Orlando, Fla./Foundation Academy	
28	Will Hampton	OF	L/L	5-11	193	So.	Richmond Hill, Ga./Calvary Day	
30	Aiden Stillman	LHP	R/L	6-3	205	Fr.	Winter Park, Fla./Trinity Prep	
32	Nate Schlote	RHP	R/R	6-3	210	Fr.	Fairway, Kan./Shawnee Mission East	SHLO-tee
33	Luke Guth	RHP	R/R	6-1	188	Jr.	Franklin, Pa./Franklin Area	GUH-th (hard "G")
34	Brennan Seiber	RHP	R/R	6-5	240	Jr.	Newport Beach, Calif./Mater Dei	Like "cyber"
36	Jacob Faulkner	RHP	R/R	6-1	215	Gr.	Venice, Fla./Venice/Princeton	
37	Jakob Schulz	LHP	R/L	6-2	219	Jr.	Houston, Texas/Memorial	
39	Connor Fennell	RHP	R/R	6-1	183	Jr.	Londonderry, N.H./Londonderry/Dayton	FINN-ull
40	Austin Nye	RHP	R/R	6-2	210	So.	Roseville, Calif./Woodcreek	
42	Collin Brightwell	OF	B/R	6-1	167	Fr.	Atlanta, Ga./North Paulding	
43	Matthew Shorey	LHP	L/L	6-2	186	So.	Nashville, Tenn./Father Ryan	
44	Colin Barczy	C	R/R	6-3	217	Jr.	Naperville, Ill./Naperville Central	BARS-ee
45	Connor Hamilton	RHP	R/R	6-4	209	Fr.	Thompson's Station, Tenn./Montgomery Bell	
46	Tyler Baird	RHP	R/R	6-4	192	Fr.	Huntersville, N.C./William Amos Hough	
47	Tommy Goodin	INF	L/R	6-1	206	So.	Thousand Oaks, Calif./Adolfo Camarillo	
50	Aukai Kea	C	R/R	6-1	206	So.	Kapolei, Hawaii/IMG Academy	OW-kye • KAY-uh
51	Ryker Waite	INF	S/R	5-10	184	So.	Queen Creek, Ariz./Queen Creek	Like "wait"
55	Max Jensen	INF	L/R	6-3	222	Gr.	Burke, Va./Lake Braddock/Cornell	
66	Deegan Cordova	RHP	R/R	6-2	188	Jr.	Lake Havasu City, Ariz./Lake Havasu	
70	Tristan Bristow	RHP	R/R	6-3	199	So.	Helotes, Texas/Harlan	
77	Alex Kranzler	RHP	R/R	6-3	219	Jr.	Norwood, N.J./Northern Valley Regional	
80	Nate Taylor	RHP	R/R	6-2	222	So.	Flowery Branch, Ga./Buford/Georgia	
88	Wyatt Nadeau	RHP	R/R	6-6	242	Fr.	Gorham, Maine/Gorham	NED-oh, Like "meadow"
90	Miller Green	LHP	L/L	6-5	231	Jr.	Nashville, Tenn./Lipscomb Academy	
92	Adria Casoliba	RHP	R/R	6-3	219	Fr.	Punta Cana, DR/Georgia Premier Academy	cass-uh-LEEB-uh
96	Nate Teague	RHP	R/R	6-7	230	Jr.	Snow Camp, N.C./Southern Alamance	
99	England Bryan	RHP	R/R	6-1	225	So.	Hillsboro, Tenn./Middle Tennessee Christian	

Staff

Head coach: 4 Tim Corbin (Ohio Wesleyan '84) – 24th season at Vanderbilt

Associate Head Coach: 26 Scott Brown (SUNY-Cortland '99)

Assistant Coach: 22 Jason Esposito (Vanderbilt '11)

Assistant Coach: 11 Ty Blankmeyer (St. John's '16)

Maggie Corbin Minority Baseball Apprentice: Ro Coleman (Vanderbilt '17)

Senior Associate Athletic Trainer: Chris Matarazzo (Springfield College '12)

Athletic Trainer: Jack Linforth (Central College '21)

Strength & Conditioning Coach: Walker Grisanti (Vanderbilt '19)

Director of Baseball Operations: Amy Elkus (Kentucky '14)

Director of External Affairs: Josh Foster (Alabama '17)

Director of Player Development: Brandon Barak (Illinois '12)

Director of Recruiting: John Michael Morris (Middle Tennessee '11)

Video Coordinator: Zach Monash (Arizona '13)

Quality Control: Tyler Herb (Coastal Carolina '14)

Equipment Manager: Bailey Provo (Lipscomb '21)

Student Managers: Michael Brody, Wyatt Goins, Tony Licata, Will Sugar

2026 TV ROSTER



#2 Logan Johnstone
Los Gatos, Calif.



#3 Carter Johnstone
Los Gatos, Calif.



#5 Mike Mancini
Endwell, N.Y.



#8 Chris Maldonado
Short Hills, N.J.



#9 Brodie Johnston
Ooltewah, Tenn.



#10 Carson Quillen
Greenville, Tenn.



#18 Korbin Reynolds
Clarksville, Tenn.



#19 Rustan Rigdon
Metter, Ga.



#20 Cade Sears
Westphalia, Iowa



#21 Hudson Barton
Franklin, Tenn.



#25 Mack Whitcomb
Mokena, Ill.



#26 Braden Holcomb
Orlando, Fla.



#28 Will Hampton
Richmond Hill, Ga.



#30 Aiden Stillman
Winter Park, Fla.



#32 Nate Schlote
Fairway, Kan.



#33 Luke Guth
Franklin, Pa.



#34 Brennan Seiber
Newport Beach, Calif.



#36 Jacob Faulkner
Venice, Fla.



#37 Jakob Schulz
Houston, Texas



#39 Connor Fennell
Londonderry, N.H.



#40 Austin Nye
Roseville, Calif.



#42 Collin Brightwell
Atlanta, Ga.




#43 Matthew Shorey
Nashville, Tenn.



#44 Colin Barczi
Naperville, Ill.



#45 Connor Hamilton
Nashville, Tenn.



#46 Tyler Baird
Huntersville, N.C.



#47 Tommy Goodin
Thousand Oaks, Calif.




#50 Aukai Kea
Kapolei, Hawai'i



#51 Ryker Waite
Queen Creek, Ariz.



#55 Max Jensen
Burke, Va.




#66 Deegan Cordova
Lake Havasu City, Ariz.



#70 Tristan Bristow
Helotes, Texas



#77 Alex Kranzler
Norwood, N.J.



#80 Nate Taylor
Flowery Branch, Ga.



#88 Wyatt Nadeau
Gorham, Maine



#90 Miller Green
Nashville, Tenn.



#92 Adria Casoliba
Punta Cana, D.R.



#96 Nate Teague
Snow Camp, N.C.



#99 England Bryan
Hillsboro, Tenn.



#4 Tim Corbin
Head Coach



#26 Scott Brown
Assoc. HC/Pitching



#22 Jason Esposito
Assistant Coach



#11 Ty Blankmeyer
Assistant Coach



2025 Vanderbilt Baseball Overall Statistics for Vanderbilt (as of Jun 01, 2025) (All games Sorted by Batting avg)



Record: 43-18 Home: 29-7 Away: 10-9 Neutral: 4-2 SEC: 19-11

Player	avg	gp-gs	ab	r	h	2b	3b	hr	rbi	tb	slg%	bb	hp	so	gdp	ob%	sf	sh	sb-att	po	a	e	fld%
32 Riley Nelson	.344	60-60	215	48	74	13	1	8	47	113	.526	34	10	36	1	.450	3	0	7-9	351	18	3	.992
10 Jacob Humphrey	.279	50-49	154	39	43	5	4	4	22	68	.442	22	9	39	1	.400	0	5	19-21	60	3	1	.984
26 Braden Holcomb	.275	50-44	153	32	42	4	2	9	34	77	.503	21	5	48	4	.378	1	0	2-2	86	4	1	.989
13 Jonathan Vastine	.270	60-60	196	44	53	6	1	9	35	88	.449	29	0	69	4	.358	4	3	9-12	59	94	3	.981
5 Mike Mancini	.269	49-47	145	32	39	4	1	4	24	57	.393	28	3	43	2	.398	0	6	18-20	45	67	6	.949
9 Brodie Johnston	.260	56-55	223	40	58	14	1	15	55	119	.534	10	3	68	0	.297	3	1	2-4	32	86	7	.944
19 Rustan Rigdon	.259	53-50	162	44	42	6	1	2	25	56	.346	42	9	46	0	.431	3	1	19-25	70	41	4	.965
42 RJ Austin	.257	59-59	230	45	59	15	4	2	42	88	.383	21	14	47	1	.353	1	1	22-27	138	6	2	.986
44 Colin Barczy	.253	55-52	198	33	50	11	1	8	39	87	.439	12	4	47	4	.307	1	0	2-2	498	24	2	.996
16 Mac Rose	.250	45-40	132	19	33	4	0	2	25	43	.326	26	7	37	3	.393	3	1	1-1	178	14	0	1.000

3 Jayden Davis	.203	24-17	64	5	13	3	0	1	6	19	.297	8	1	14	2	.297	1	0	0-0	12	26	1	.974
20 David Mendez	.167	24-4	24	4	4	0	0	1	4	7	.292	2	1	3	1	.259	0	1	1-4	5	0	0	1.000
18 JD Rogers	.167	19-4	18	6	3	2	0	1	2	8	.444	4	0	4	0	.304	1	0	0-0	6	0	0	1.000
8 Chris Maldonado	.086	21-8	35	3	3	2	0	0	2	5	.143	6	2	17	1	.250	1	0	0-0	6	2	0	1.000
2 RJ Hamilton	.000	13-0	3	3	0	0	0	0	0	0	.000	1	0	2	0	.250	0	0	2-3	1	0	0	1.000
51 Ryker Waite	.000	8-0	3	1	0	0	0	0	1	0	.000	2	1	2	0	.500	0	0	1-1	1	4	0	1.000
Totals	.264	61	1955	398	516	89	16	66	363	835	.427	268	69	522	24	.369	22	19	105-131	1563	445	35	.983
Opponents	.219	61	1906	240	417	83	6	65	217	707	.371	211	70	690	29	.317	12	25	49-65	1511	489	75	.964

LOB - Team (426), Opp (421). DPs turned - Team (33), Opp (35). CI - Team (0), Opp (2). IBB - Team (3), Nelson 1, Holcomb 1, Mancini 1, Opp (1). Picked off - Rigdon 2, Austin 2, Rose 1, Johnston 1, Mancini 1, Nelson 1.

(All games Sorted by Earned run avg)

Player	era	w-l	app	gs	cg	sho	sv	ip	h	r	er	bb	so	2b	3b	hr	b/avg	wp	hp	bks	sfa	sha
22 JD Thompson	4.00	6-5	16	16	0	0/1	0	90.0	79	40	40	30	122	14	2	11	.234	7	8	0	3	2
55 Cody Bowker	4.38	3-5	16	16	0	0/3	0	72.0	61	38	35	28	99	15	0	14	.222	2	9	0	0	1

33 Luke Guth	0.93	4-0	19	0	0	0/0	0	19.1	9	3	2	7	22	0	0	0	.141	4	1	1	0	2
88 Sawyer Hawks	1.60	4-0	18	0	0	0/2	8	45.0	25	8	8	11	59	4	0	4	.167	0	3	1	1	1
34 Brennan Seiber	2.28	1-1	16	2	0	0/2	0	23.2	13	10	6	13	28	1	0	1	.169	6	9	0	1	0
39 Connor Fennell	2.53	6-0	17	7	1	1/2	2	53.1	33	16	15	11	84	7	1	9	.174	2	3	0	1	1
36 Levi Huesman	2.81	1-0	18	0	0	0/2	0	16.0	13	5	5	4	20	2	0	0	.228	3	4	0	0	2
37 Jakob Schulz	3.18	1-0	6	0	0	0/0	0	5.2	0	2	2	5	8	0	0	0	.000	0	2	0	0	0
40 Austin Nye	3.55	2-1	15	15	0	0/2	0	50.2	41	21	20	22	58	10	0	5	.229	2	9	0	2	4
77 Alex Kranzler	3.62	6-1	18	0	0	0/1	3	37.1	34	18	15	7	40	6	1	5	.239	2	1	0	0	4
90 Miller Green	3.80	1-2	20	0	0	0/1	5	23.2	25	11	10	11	28	4	0	3	.278	4	2	0	1	3
73 Tommy O'Rourke	4.02	3-0	15	0	0	0/1	2	15.2	12	8	7	6	18	2	0	1	.207	5	2	0	1	1
99 England Bryan	4.15	0-0	15	0	0	0/2	0	13.0	10	10	6	12	25	1	0	3	.204	1	5	1	0	1
43 Matthew Shorey	5.27	2-0	14	0	0	0/1	0	13.2	10	8	8	4	12	3	0	2	.204	0	4	1	0	2
17 Ryan Ginther	6.00	0-0	6	0	0	0/1	1	6.0	6	4	4	4	9	1	0	1	.261	0	0	0	0	0
89 Ethan McElvain	7.24	2-3	16	5	0	0/0	1	27.1	31	27	22	28	45	9	1	5	.284	2	5	0	2	1
70 Tristan Bristow	9.00	0-0	3	0	0	0/0	0	2.0	4	2	2	0	2	0	0	0	.400	1	0	0	0	0
45 Aiden O'Connell	9.00	0-0	1	0	0	0/0	0	1.0	2	1	1	0	2	1	0	0	.400	0	0	0	0	0
21 Hudson Barton	12.71	1-0	5	0	0	0/0	0	5.2	9	8	8	8	9	3	1	1	.360	0	3	1	0	0
Totals	3.73	43-18	61	61	1	7/6	22	521.0	417	240	216	211	690	83	6	65	.219	41	70	5	12	25
Opponents	6.36	18-43	61	61	1	2/1	9	503.2	516	398	356	268	522	89	16	66	.264	46	69	13	22	19

PB - Team (9), Barczy 5, Rose 4, Opp (3). Pickoffs - Team (7), Hawks 2, Seiber 2, Thompson 1, Rose 1, Nye 1, Opp (8). SBA/ATT - Barczy (37-45), Rose (12-15), Nye (5-10), Thompson (5-9), Kranzler (7-7), Fennell (5-6), Green (4-5), O'Rourke (5-5), Bowker (3-5), McElvain (4-5), Guth (3-3), Seiber (3-3), Hawks (2-3), Bristow (1-1), Shorey (1-1), Schulz (1-1), Barton (0-1).



2025 Vanderbilt Baseball
Conference statistics for Vanderbilt (as of May 17, 2025)
(SEC games only Sorted by Batting avg)



Record: 19-11 Home: 11-4 Away: 8-7 SEC: 19-11

Player	avg	gp-gs	ab	r	h	2b	3b	hr	rbi	tb	slg%	bb	hp	so	gdp	ob%	sf	sh	sb-att	po	a	e	fld%
32 Riley Nelson	.366	30-30	112	23	41	8	1	6	22	69	.616	15	3	20	0	.450	1	0	1-2	170	5	0	1.000
26 Braden Holcomb	.338	24-23	80	18	27	2	2	8	25	57	.713	10	4	25	2	.436	0	0	1-1	52	4	1	.982
13 Jonathan Vastine	.327	30-30	104	22	34	2	0	7	20	57	.548	10	0	36	1	.376	3	1	4-7	26	46	1	.986
44 Colin Barczy	.279	28-27	104	15	29	4	0	7	22	54	.519	7	1	26	1	.327	1	0	0-0	291	13	2	.993
42 RJ Austin	.233	29-29	116	21	27	7	1	1	19	39	.336	5	7	27	1	.305	0	1	7-8	80	4	0	1.000
19 Rustan Rigdon	.231	25-24	78	23	18	2	1	1	11	25	.321	20	3	24	0	.398	2	0	7-10	45	22	2	.971
16 Mac Rose	.217	22-20	69	8	15	1	0	0	9	16	.232	9	5	27	1	.349	0	0	0-0	23	2	0	1.000
9 Brodie Johnston	.211	30-30	123	18	26	8	0	6	26	52	.423	4	1	47	0	.240	1	1	1-2	20	51	4	.947
5 Mike Mancini	.208	24-24	77	11	16	1	1	2	8	25	.325	12	1	26	1	.322	0	3	5-6	22	41	3	.955
10 Jacob Humphrey	.203	25-25	79	15	16	2	2	2	4	28	.354	11	5	25	1	.337	0	2	7-8	32	1	1	.971

3 Jayden Davis	.250	9-6	24	2	6	1	0	0	3	7	.292	0	0	2	0	.250	0	0	0-0	5	5	1	.909
20 David Mendez	.083	12-1	12	0	1	0	0	0	0	1	.083	1	0	2	1	.154	0	0	0-3	2	0	0	1.000
8 Chris Maldonado	.000	7-1	5	1	0	0	0	0	0	0	.000	1	1	2	0	.286	0	0	0-0	0	0	0	.000
18 JD Rogers	.000	3-0	1	0	0	0	0	0	0	0	.000	0	0	0	0	.000	0	0	0-0	0	0	0	.000
51 Ryker Waite	.000	2-0	1	0	0	0	0	0	0	0	.000	0	1	0	0	.500	0	0	1-1	0	0	0	.000
2 RJ Hamilton	.000	1-0	0	1	0	0	0	0	0	0	.000	0	0	0	0	.000	0	0	0-0	0	0	0	.000
Totals	.260	30	985	178	256	38	8	40	169	430	.437	105	32	289	9	.348	8	8	34-48	774	215	19	.981
Opponents	.247	30	995	151	246	48	4	43	138	431	.433	101	36	317	11	.337	4	7	21-26	769	217	31	.970

LOB - Team (192), Opp (218). DPs turned - Team (14), Opp (17). CI - Team (0), Opp (1). IBB - Team (1), Holcomb 1, Opp (1).
Picked off - Johnston 1, Austin 1, Nelson 1, Mancini 1.

(SEC games only Sorted by Earned run avg)

Player	era	w-l	app	gs	cg	sho	sv	ip	h	r	er	bb	so	2b	3b	hr	b/avg	wp	hp	bk	sfa	sha
39 Connor Fennell	3.21	4-0	11	7	1	1/0	1	42.0	27	16	15	9	67	6	1	9	.178	2	2	0	1	0
22 JD Thompson	4.40	2-5	10	10	0	0/1	0	57.1	57	28	28	21	70	10	2	7	.258	4	3	0	1	0
55 Cody Bowker	5.98	0-3	10	10	0	0/0	0	43.2	45	31	29	18	56	11	0	10	.256	0	6	0	0	0

37 Jakob Schulz	0.00	0-0	1	0	0	0/0	0	0.1	0	0	0	0	0	0	0	0	.000	0	0	0	0	0
88 Sawyer Hawks	1.88	2-0	10	0	0	0/1	5	28.2	20	6	6	5	31	4	0	3	.204	0	1	0	0	1
34 Brennan Seiber	2.35	0-0	6	1	0	0/0	0	7.2	4	6	2	7	4	1	0	0	.160	2	6	0	0	0
33 Luke Guth	2.35	3-0	10	0	0	0/0	0	7.2	4	2	2	2	8	0	0	0	.143	3	1	0	0	1
36 Levi Huesman	3.24	0-0	8	0	0	0/0	0	8.1	10	3	3	1	8	1	0	0	.303	1	3	0	0	1
73 Tommy O'Rourke	3.86	1-0	7	0	0	0/0	2	7.0	6	4	3	1	7	0	0	1	.222	2	1	0	1	0
43 Matthew Shorey	4.05	1-0	6	0	0	0/0	0	6.2	6	3	3	1	5	1	0	1	.240	0	2	1	0	1
99 England Bryan	4.76	0-0	7	0	0	0/0	0	5.2	5	6	3	6	12	0	0	1	.217	0	5	0	0	0
90 Miller Green	5.68	1-2	12	0	0	0/1	2	12.2	18	9	8	5	12	3	0	2	.333	2	2	0	0	2
77 Alex Kranzler	7.02	4-1	9	0	0	0/0	0	16.2	20	14	13	5	17	6	0	4	.290	2	1	0	0	1
89 Ethan McElvain	8.71	1-0	8	1	0	0/0	1	10.1	13	12	10	12	14	2	1	3	.310	2	2	0	1	0
17 Ryan Ginther	13.50	0-0	2	0	0	0/0	0	2.0	3	3	3	3	2	1	0	0	.333	0	0	0	0	0
21 Hudson Barton	13.50	0-0	1	0	0	0/0	0	0.2	1	1	1	3	2	1	0	0	.333	0	0	0	0	0
40 Austin Nye	67.50	0-0	1	1	0	0/0	0	0.2	4	5	5	2	2	1	0	2	.667	0	1	0	0	0
70 Tristan Bristow	99.00	0-0	1	0	0	0/0	0	0.0	3	2	2	0	0	0	0	0	1.000	1	0	0	0	0
Totals	4.74	19-11	30	30	1	2/1	11	258.0	246	151	136	101	317	48	4	43	.247	21	36	1	4	7
Opponents	5.76	11-19	30	30	1	2/1	4	256.1	256	178	164	105	289	38	8	40	.260	19	32	4	8	8

PB - Team (3), Barczy 3, Opp (2). Pickoffs - Team (2), Hawks 2, Opp (4). SBA/ATT - Barczy (19-22), Thompson (2-4), Fennell (3-4), Bowker (2-3), Rose (2-3), O'Rourke (3-3), Green (3-3), Seiber (2-2), Hawks (1-2), Shorey (1-1), Bristow (1-1), McElvain (1-1), Kranzler (1-1), Guth (1-1).

SEASON HIGHS AND LOWS

TEAM BATTING

Most runs, game _____ 16 vs. Tennessee Tech (Feb. 25)
Most runs, inning _____ 9, 2x, last 7th inn. vs. Xavier (March 7)
Most hits, game _____ 16, 2x, last vs. #18 Alabama (May 2)
Most hits, inning _____ 7 (6th inn.) vs. St. Bonaventure (March 5)
Fewest hits, game _____ 2 at #19 Oklahoma (April 12)
Most doubles, game _____ 5, vs. #18 Alabama (May 2)
Most triples, game _____ 2, 2x, last vs. Saint Mary's (Feb. 21)
Most home runs, game _____ 4, 3x, last at #15 Tennessee (May 11)
Most home runs, inning _____ 2, 7x, last 6th inn. at #15 Tennessee (May 11)
Most extra-base hits _____ 7, vs. #18 Alabama (May 2)
Most total bases _____ 27 vs. #5 Georgia (April 18)
Most stolen bases, game _____ 9 vs. Dayton (April 8)
Most walks, game _____ 13, 2x, last vs. Tennessee Tech (Feb. 25)
Most strikeouts, game _____ 15 at Florida (April 4)
Most hit by pitch, game _____ 6 at #19 Oklahoma (April 13)
Most left on base _____ 17, vs. Saint Mary's (Feb. 21)

INDIVIDUAL PITCHING

Most innings pitched, SP _____ 8.0, JD Thompson vs. #5 Georgia (April 17)
Most innings pitched, RP _____ 5.0, Connor Fennell vs. Kentucky (May 17)
Most strikeouts, SP _____ 14, JD Thompson vs. #5 Georgia (April 17)
Most strikeouts, RP _____ 7, Sawyer Hawks vs. Xavier (March 9)
Most walks allowed _____ 5, JD Thompson at #19 Oklahoma (April 11)
Most runs allowed _____ 6, Cody Bowker at #23 Ole Miss (April 26)
Most earned runs allowed _____ 6, Cody Bowker at #23 Ole Miss (April 26)
Most hits allowed _____ 9, JD Thompson vs. Kentucky (May 16)
Fewest hits allowed, CG _____ 3, Connor Fennell at #23 Ole Miss (7 inn.)(April 27)
Most home runs allowed _____ 3, JD Thompson vs. #2 Arkansas (March 28)
Most pitches thrown _____ 120, JD Thompson vs. #5 Georgia (April 17)

INDIVIDUAL BATTING

Most hits _____ 4, 5x, last RJ Austin vs. #18 Alabama (May 2)
Most runs _____ 3, 13x, last RJ Austin vs. #18 Alabama (May 2)
Most doubles _____ 2, 6x, last Brodie Johnston vs. #18 Alabama (May 2)
Most triples _____ 2, RJ Austin vs. Saint Mary's (Feb. 21)
Most home runs _____ 2, 5x, last Jonathan Vastine vs. Kentucky (May 16)
Most total bases _____ 11, Braden Holcomb vs. #18 Alabama (May 4)
Most RBIs _____ 7, Brodie Johnston vs. #5 Georgia (April 18)
Most stolen bases _____ 4, Jacob Humphrey vs. Belmont (March 18)
Most walks _____ 3, 5x, last Rustan Rigdon at #20 Louisville (May 6)
Most strikeouts _____ 4, 2x, last Jayden Davis vs. Lipscomb (April 15)
Longest hitting streak _____ 14, Jacob Humphrey (Feb. 16-March 14)

MISCELLANEOUS TEAM

Longest winning streak _____ 8 games (May 10-pres.)
Longest losing streak _____ 3, 2x (April 22-26)
Most games over .500 _____ 26 games, 42-16 (May 25)
Most games under .500 _____ N/A
Longest game, innings _____ 10 inn., 3x, last vs. Lipscomb (April 15)
Longest game, time _____ 5:28 at #15 Tennessee (May 11)
Shortest game, time _____ 2:05 (7 inn.) vs. Belmont (March 18)
Largest crowd, Hawkins Field _____ 3,802, 19x, last vs. Kentucky (May 17)
Smallest crowd, Hawkins Field _____ 3,064 vs. St. Bonaventure (March 5)
Largest crowd, road _____ 9,693 at #23 Ole Miss (April 26)
Smallest crowd, road _____ 825 vs. UC Irvine (Feb. 16)
Largest winning margin _____ 13, 3x, last 13-0 (7 inn.) at #23 Ole Miss (April 27)
Largest losing margin _____ 14, 14-0 at #19 Oklahoma (April 12)
Largest deficit overcome to win _____ 5, 2x, last vs. Kentucky (May 15)
Largest lead relinquished to lose _____ 5, led 6-1 at #25 Auburn (March 16)
Most double plays turned _____ 3, at #15 Tennessee (May 9)
Most double plays turned by opponent _____ 2, 4x, last vs. Texas A&M (March 20)
Most errors _____ 3, 2x, last at #20 Louisville (May 6)
Most errors by an opponent _____ 5 vs. Valparaiso (March 11)
Most stolen bases by an opponent _____ 6, vs. Lipscomb (April 15)

TEAM PITCHING

Most walks _____ 9, 2x, last at #19 Oklahoma (April 12)
Fewest walks _____ 1, 7x, last at #23 Ole Miss (April 27)
Most runs allowed, game _____ 14, at #19 Oklahoma (April 12)
Most runs allowed, inning _____ 7 (4th inn.) at #19 Oklahoma (April 12)
Most hits allowed, game _____ 16 vs. Kentucky (May 16)
Most hits allowed, inning _____ 6, 4th inn. at #23 Ole Miss (April 27)
Fewest hits allowed, game _____ 1 vs. Xavier (March 9)
Most home runs allowed, game _____ 3, 5x, last at #15 Tennessee (May 10)
Most consecutive scoreless inn. _____ 21 vs. Xavier/Valpo (March 8-11)

2025 HOME RUN NOTES

HOMERS AT THE HAWK: 39

HOMERS ON THE ROAD: 27

SOLO HOMERS: 33

2-RUN HOMERS: 21

3-RUN HOMERS: 9

GRAND SLAMS: 3

2-HOME RUN GAMES BY VANDERBILT (5 in 2025)

Last: Jonathan Vastine, 5/16/2025 vs. Kentucky

3-HOME RUN GAMES BY VANDERBILT (0 IN 2025)

Last: Connor Kaiser, 6/3/18 at Clemson

PINCH-HIT HOME RUNS BY VANDERBILT (0 IN 2025)

Last: Troy LaNeve, 5/18/24 at #2 Kentucky

GRAND SLAMS BY VANDERBILT (3 IN 2025)

Last: Mike Mancini, 3/18/25 vs. Belmont

FIRST-INNING LEADOFF HOME RUNS BY VANDERBILT (1 in 2025)

Last: RJ Austin, 2/15/25 vs. #24 Nebraska

WALK-OFF HOME RUNS (3 IN 2025)

Last: Jonathan Vastine, 5/16/2025 vs. Kentucky

INSIDE-THE-PARK HOME RUNS BY VANDERBILT (0 IN 2025)

Last: Will Toffey, 3/22/17 vs. Belmont

BACK-TO-BACK HOME RUNS BY VANDERBILT (3 IN 2025)

Last: C. Barczy and J. Vastine (6th inn.), 5/11/25 at #15 Tennessee

THE LAST TIME VANDERBILT ...

Won 5 or more consecutive games	8 games (May 10-25, 2025)
Won 7 or more consecutive games	8 games (May 10-25, 2025)
Won 10 or more consecutive games	14 games (Feb. 27-March 12, 2024)
Won 13 or more consecutive games	14 games (Feb. 27-March 19, 2024)
Won 14 or more consecutive games	14 games (Feb. 27-March 19, 2024)
Won 15 or more consecutive games	15 games (March 14-April 6, 2023)

Won 5 or more consecutive home games	17 games (May 12, 2024-March 25, 2025)
Won 8 or more consecutive home games	17 games (May 12, 2024-March 25, 2025)
Won 10 or more consecutive home games	17 games (May 12, 2024-March 25, 2025)
Won 15 or more consecutive home games	17 games (May 12, 2024-March 25, 2025)
Won 20 or more consecutive home games	Never Happened

Won 5 or more consecutive road games	5 games (March 5, 2023-April 6, 2023)
Won 7 or more consecutive road games	7 games (March 25, 2021-April 16, 2021)
Won 10 or more consecutive road games	11 games (April 9-May 17, 2019)
Won 12 or more consecutive road games	13 games (April 20, 2013-March 18, 2014)

Won 5 or more consecutive conference games	5 games (May 10-17, 2025)
Won 6 or more consecutive conference games	10 games (March 16, 2023-April 6, 2023)
Won 9 or more consecutive conference games	10 games (March 16, 2023-April 6, 2023)
Won 11 or more consecutive conference games	11 games (April 20-May 16, 2013)

Won 5 or more consecutive conference home games	8 games (March 15-April 19, 2024)
Won 8 or more consecutive conference home games	8 games (March 15-April 19, 2024)
Won 9 or more consecutive conference home games	12 games (March 23-May 16, 2013)

Won 5 or more consecutive conference road games	16 games (April 19, 2019-April 16, 2021)
Won 7 or more consecutive conference road games	16 games (April 19, 2019-April 16, 2021)
Won 9 or more consecutive conference road games	16 games (April 19, 2019-April 16, 2021)

Won 5 or more consecutive midweek games	22 games (Feb. 21, 2024-April 15, 2025)
Won 10 or more consecutive midweek games	22 games (Feb. 21, 2024-April 15, 2025)
Won 15 or more consecutive midweek games	22 games (Feb. 21, 2024-April 15, 2025)
Won 20 or more consecutive midweek games	22 games (Feb. 21, 2024-April 15, 2025)
Won 25 or more consecutive midweek games	25 games (March 5, 2019-April 20, 2021)

Won 5 or more consecutive midweek home games	20 games (Feb. 21, 2024-April 15, 2025)
Won 10 or more consecutive midweek home games	20 games (Feb. 21, 2024-April 15, 2025)
Won 15 or more consecutive midweek home games	20 games (Feb. 21, 2024-April 15, 2025)
Won 20 or more consecutive midweek home games	20 games (Feb. 21, 2024-April 15, 2025)
Won 25 or more consecutive midweek home games	28 games (March 5, 2019-April 19, 2022)

Lost 5 or more consecutive games	6 games (April 29-May 8, 2018)
Lost 7 or more consecutive games	7 games (March 28-April 6, 1997)
Lost 8 or more consecutive games	12 games (March 25-April 10, 1994)

Lost 4 or more consecutive home games	4 games (Feb. 24-29, 2012)
Lost 5 or more consecutive home games	6 games (April 30-May 22, 2005)
Lost 6 or more consecutive home games	6 games (April 30-May 22, 2005)
Lost 7 or more consecutive home games	9 games (1965-1966)

Lost 5 or more consecutive road games	5 games (May 3-17, 2024)
Lost 6 or more consecutive road games	6 games (March 30-April 20, 2018)
Lost 7 or more consecutive road games	8 games (Feb. 17-April 6, 2012)
Lost 8 or more consecutive road games	8 games (Feb. 17-April 6, 2012)
Lost 9 or more consecutive road games	9 games (March 25-April 26, 1994)
Los 10 or more consecutive road games	11 games (April 18, 1978-March 5, 1979)

Lost 5 or more consecutive conference games	7 games (April 26-May 11, 2024)
Lost 6 or more consecutive conference games	7 games (April 26-May 11, 2024)
Lost 7 or more consecutive conference games	7 games (April 26-May 11, 2024)
Lost 8 or more consecutive conference games	11 games (April 5-27, 2002)
Lost 9 or more consecutive conference games	11 games (April 5-27, 2002)
Lost 10 or more consecutive conference games	11 games (April 5-27, 2002)

Lost 5 or more consecutive conference home games	5 games (April 12-27, 2002)
Lost 6 or more consecutive conference home games	9 games (April 14-May 14, 2000)
Lost 7 or more consecutive conference home games	9 games (April 14-May 14, 2000)
Lost 8 or more consecutive conference home games	9 games (April 14-May 14, 2000)

Lost 5 or more consecutive conference road games	8 games (April 12 - May 17, 2024)
Lost 6 or more consecutive conference road games	8 games (April 12 - May 17, 2024)
Lost 7 or more consecutive conference road games	8 games (April 12 - May 17, 2024)
Lost 8 or more consecutive conference road games	8 games (April 12 - May 17, 2024)
Lost 10 or more consecutive conference road games	10 games (April 5-May 17, 2002)

Shutout an opponent	vs. #21 Tennessee [SEC Tournament], 10-0 (7 inn.)(May 24, 2025)
Shutout an opponent on Opening Day	vs. #7 Oklahoma State, 3-0 (Feb. 18, 2022)
Shutout an opponent at home	vs. ECU, 10-0 (8 inn.)(March 25, 2025)
Shutout an SEC opponent at home	vs. #1 Tennessee, 3-0 (May 12, 2024)
Shutout an opponent on the road	at #23 Ole Miss, 13-0 (7 inn.)(April 27, 2025)
Shutout an SEC opponent on the road	at #23 Ole Miss, 13-0 (7 inn.)(April 27, 2025)
Shutout an opponent on a neutral field	vs. #21 Tennessee [SEC Tournament], 10-0 (7 inn.)(May 24, 2025)
Shutout a midweek opponent at home	vs. ECU, 10-0 (8 inn.)(March 25, 2025)
Shutout a midweek opponent on the road	at Middle Tennessee, 1-0 (April 12, 2011)
Shutout back-to-back opponents	vs. Xavier (4-0), vs. Valparaiso (12-0) [7 inn.] (March 9-11, 2025)
Shutout three consecutive opponents	vs. South Alabama, 3-0 + 4-0; vs. Illinois-Chicago, 9-0 (Feb. 18-21, 2020)

Was shutout	at #19 Oklahoma, 0-14 (7 inn.) (April 12, 2025)
Was shutout in back-to-back games	at #3 Texas A&M, 0-15 (7 inn.), 0-9 (April 12-13, 2024)
Was shutout on Opening Day	vs. San Diego, 10-0 (Feb. 17, 2006)
Was shutout at home	vs. #2 Arkansas, 0-9 (March 28, 2025)
Was shutout at home by an SEC opponent	vs. #2 Arkansas, 0-9 (March 28, 2025)
Was shutout on the road	at #19 Oklahoma, 0-14 (7 inn.) (April 12, 2025)
Was shutout on the road by an SEC opponent	at #19 Oklahoma, 0-14 (7 inn.) (April 12, 2025)
Was shutout on a neutral field	vs. Mississippi State, 9-0, at College World Series (June 30, 2021)
Was shutout against a midweek opponent at home	vs. #10 Louisville, 1-0 (May 3, 2022)
Was shutout against a midweek opponent on the road	at North Florida, 2-0 (March 5, 1991)
Was shutout against a non-conference opponent on a neutral site	vs. NC State, 1-0, at CWS (June 21, 2021)

Run-ruled an opponent	vs. #21 Tennessee [SEC Tournament], 10-0 (7 inn.)(May 24, 2025)
Run-ruled an opponent at home	vs. #18 Alabama, 12-2 (8 inn.)(May 2, 2025)
Run-ruled an opponent this season	11x, last vs. #21 Tennessee [SEC Tournament], 10-0 (7 inn.)(May 24, 2025)

Was run-ruled	at #19 Oklahoma, 0-14 (7 inn.) (April 12, 2025)
---------------	---

Played in 14 or more innings	14 innings, vs. Illinois-Chicago (W, 6-5) (Feb. 27, 2016)
Played in 15 or more innings	16 innings, vs. Ole Miss (L, 6-5) (April 10, 2015)
Played in 16 or more innings	16 innings, vs. Ole Miss (L, 6-5) (April 10, 2015)
Played in 17 or more innings	2x, last 17 innings, vs. Evansville (W, 2-1) (March 8, 2023)
	Previous: 17 innings, vs. Louisville (W, 11-10) (May 11, 2010)

Won both games of a doubleheader	vs. Wagner: 12-1, 13-1 (March 5, 2022)
Shutout opponent in both games of a doubleheader	vs. Georgia: 3-0, 6-0 (April 27, 1976)
Lost both games of a doubleheader	at South Carolina: 4-8, 3-8 (March 23, 2024)

Swept a 3-game series at home	vs. Kentucky (May 15-17, 2025)
Swept a 3-game series at home vs. non-conference opponent	vs. Xavier (March 7-9, 2025)
Swept a 3-game series on the road	at Florida (April 4-6, 2025)
Swept a 3-game SEC series at home	vs. Kentucky (May 15-17, 2025)
Swept a 3-game SEC series on the road	at Florida (April 4-6, 2025)
Swept a midweek series at home	2 games, vs. Air Force (Feb. 17-18, 2025)
Swept a midweek series on the road	2 games, at Ohio (May 17-18, 2005)
Swept a four-game series	at Hawaii (March 4-6, 2022)

Was swept in a 3-game series at home	vs. #2 Arkansas (March 28-30, 2025)
Was swept in a 3-game series at home vs. non-conference opponent	vs. Oregon (Feb. 24-26, 2012)
Was swept in a 3-game series on the road	at #19 Georgia (May 3-5, 2024)
Was swept in a 3-game SEC series at home	vs. #2 Arkansas (March 28-30, 2025)
Was swept in a 3-game SEC series on the road	at #19 Georgia (May 3-5, 2024)

Swept 3 or more SEC series in a season	4, 2025 (vs. Texas A&M, at Florida, vs. #5 Georgia, vs. Kentucky)
Swept 5 or more SEC series in a season	5, 2019 (vs. UF, at ALA, vs. AUB, at USC, at UK)
Swept 6 or more SEC series in a season	6, 2013 (at AUB, vs. UT, at OM, vs. MIZ, vs. MSU, vs. UK)
Was swept in 3 or more SEC series in a season	3, 2024 (at USC, at TAMU, at UGA)
Was swept in 4 or more SEC series in a season	4, 2002 (vs. UGA, at OM, at UF, at AUB)

Swept Alabama in a 3-game series at home	April 9-11, 2011
Swept Alabama in a 3-game series on the road	April 19-21, 2019
Was swept by Alabama in a 3-game series at home	April 17-19, 2009
Was swept by Alabama in a 3-game series on the road	April 22-23, 2006

Swept Arkansas in a 3-game series at home	March 14-15, 2015
Swept Arkansas in a 3-game series on the road	Never happened
Was swept by Arkansas in a 3-game series at home	March 28-30, 2025
Was swept by Arkansas in a 3-game series on the road	April 8-10, 2005

Swept Florida in a 3-game series at home	March 21-23, 2019
Swept Florida in a 3-game series on the road	April 4-6, 2025
Was swept by Florida in a 3-game series at home	May 20-22, 2005
Was swept by Florida in a 3-game series on the road	May 12-14, 2023

Swept Georgia in a 3-game series at home	April 17-19, 2025
Swept Georgia in a 3-game series on the road	April 3-5, 2015
Was swept by Georgia in a 3-game series at home	March 31-April 2, 2023
Was swept by Georgia in a 3-game series on the road	May 3-5, 2024

Swept Kentucky in a 3-game series at home	May 15-17, 2025
Swept Kentucky in a 3-game series on the road	May 16-18, 2019
Was swept by Kentucky in a 3-game series at home	May 12-14, 2000
Was swept by Kentucky in a 3-game series on the road	April 9-10, 1988

Swept Ole Miss in a 3-game series at home	March 16-19, 2023
Swept Ole Miss in a 3-game series on the road	April 5-7, 2013
Was swept by Ole Miss in a 3-game series at home	1967
Was swept by Ole Miss in a 3-game series on the road	April 5-6, 2008

Swept Tennessee in a 3-game series at home	March 29-31, 2013
Swept Tennessee in a 3-game series on the road	May 2-4, 2008
Was swept by Tennessee in a 3-game series at home	April 1-3, 2022
Was swept by Tennessee in a 3-game series on the road	April 21-23, 2023

Swept Texas A&M in a 3-game series at home	March 20-22, 2025
Swept Texas A&M in a 3-game series on the road	Never Happened
Was swept by Texas A&M in a 3-game series at home	Never Happened
Was swept by Texas A&M in a 3-game series on the road	April 12-14, 2024

THE LAST TIME VANDERBILT ...

Defeated a Top 25 ranked team _____ vs. #17 Ole Miss [SEC Tournament], 3-2 (May 25, 2025)
Defeated a Top 25 ranked team at home _____ vs. #18 Alabama, 9-7 (May 4, 2025)
Defeated a Top 25 ranked team on the road _____ at #15 Tennessee, 7-5 (May 11, 2025)
Defeated a Top 25 ranked team at a neutral site _____ vs. #17 Ole Miss [SEC Tournament], 3-2 (May 25, 2025)
Defeated a Top 25 ranked non-conference team _____ vs. #15 Texas, 14-11 (March 3, 2024)
Defeated a Top 25 ranked non-conference team at home _____ vs. #17 UCLA, 2-1 (Feb. 26, 2023)
Defeated a Top 25 ranked non-conference team on the road _____ at #13 Oklahoma State - Game 2, 18-4 (March 13, 2021)

Defeated a Top 20 ranked team _____ at #15 Tennessee, 7-5 (May 11, 2025)
Defeated a Top 20 ranked team at home _____ vs. #18 Alabama, 9-7 (May 4, 2025)
Defeated a Top 20 ranked team on the road _____ at #15 Tennessee, 7-5 (May 11, 2025)
Defeated a Top 20 ranked team at a neutral site _____ vs. #17 Ole Miss [SEC Tournament], 3-2 (May 25, 2025)

Defeated a Top 15 ranked team _____ at #15 Tennessee, 7-5 (May 11, 2025)
Defeated a Top 15 ranked team at home _____ vs. #5 Georgia, 5-2 (April 19, 2025)
Defeated a Top 15 ranked team on the road _____ at #15 Tennessee, 7-5 (May 11, 2025)
Defeated a Top 15 ranked team at a neutral site _____ vs. #15 Mississippi State, 4-3 [SECT] (May 23, 2024)

Defeated a Top 10 ranked team _____ vs. #5 Georgia, 5-2 (April 19, 2025)
Defeated a Top 10 ranked team at home _____ vs. #5 Georgia, 5-2 (April 19, 2025)
Defeated a Top 10 ranked team on the road _____ at #2 Kentucky, 12-4 (May 18, 2024)
Defeated a Top 10 ranked team at a neutral site _____ vs. #1 Tennessee, 13-4 [SECT] (May 22, 2024)

Defeated a Top 5 ranked team _____ vs. #5 Georgia, 5-2 (April 19, 2025)
Defeated a Top 5 ranked team at home _____ vs. #5 Georgia, 5-2 (April 19, 2025)
Defeated a Top 5 ranked team on the road _____ at #2 Kentucky, 12-4 (May 18, 2024)
Defeated a Top 5 ranked team at a neutral site _____ vs. #1 Tennessee, 13-4 [SECT] (May 22, 2024)

Defeated a #1 ranked team _____ vs. #1 Tennessee, 3-0 (May 12, 2024)
Defeated a #1 ranked team at home _____ vs. #1 Tennessee, 3-0 (May 12, 2024)
Defeated a #1 ranked team on the road _____ at #1 Florida, 5-0 (May 14, 2016)
Defeated a #1 ranked team at a neutral site _____ vs. #1 Tennessee, 13-4 [SECT] (May 22, 2024)

Won a series against a Top 25 ranked team _____ at #15 Tennessee, 2-3, 10-6, 7-5 (May 9-11, 2025)
Won a series against a Top 10 ranked team _____ vs. #5 Georgia, 3-1, 13-7, 5-2 (April 17-19, 2025)
Won a series against a Top 25 ranked team at home _____ vs. #18 Alabama, 12-2 (8 inn.), 2-5, 9-7 (May 2-4, 2025)
Won a series against a Top 10 ranked team at home _____ vs. #5 Georgia, 3-1, 13-7, 5-2 (April 17-19, 2025)
Won a series against a Top 25 ranked team on the road _____ at #15 Tennessee, 2-3, 10-6, 7-5 (May 9-11, 2025)
Won a series against a Top 10 ranked team on the road _____ at #4 Arkansas, 9-6, 6-11, 5-0 (May 13-15, 2022)
Swept a series against a Top 25 ranked team _____ vs. #5 Georgia, 3-1, 13-7, 5-2 (April 17-19, 2025)
Swept a series against a Top 10 ranked team _____ vs. #5 Georgia, 3-1, 13-7, 5-2 (April 17-19, 2025)
Played to a tie _____ vs. Alabama, 3-3 - 8 inn. (May 20, 2017)

Hit back-to-back home runs _____ Colin Barczi (2-run), Jonathan Vastine (solo) at #15 Tennessee (May 11, 2025)
Hit back-to-back HR twice in a game _____ Spencer Jones (solo), Dominic Keegan (solo) - 3rd inn;
_____ Tate Kolwyck (solo), Carter Young (solo) - 7th inn. vs. Missouri (March 20, 2022)
Had multiple players hit 2-or-more home runs _____ Stephen Scott (2), Philip Clarke (2), Connor Kaiser (3) at Clemson (June 3, 2018)

Hit 2 or more home runs in an inning _____ 2, 6th inn. at #15 Tennessee (May 11, 2025)
Hit 3 or more home runs in an inning _____ 3, 4th inning. vs. Georgia State (May 2, 2023)
Hit 5 or more home runs in a game _____ 5, vs. Duke (June 9, 2019)
Hit 6 or more home runs in a game _____ 9, vs. #8 Clemson @ NCAA Clemson Regional (June 3, 2018)
Hit 8 or more home runs in a game _____ 9, vs. #8 Clemson @ NCAA Clemson Regional (June 3, 2018)
Hit multiple grand slams in a single game _____ 2, Nolan Parker at Mississippi State (March 24, 2023)
Hit multiple grand slams in a season _____ 3 (Riley Nelson/Brodie Johnston/Mike Mancini) (2025)
Hit 3 or more grand slams in a season _____ 3 (Riley Nelson/Brodie Johnston/Mike Mancini) (2025)
Hit 4 or more grand slams in a season _____ 4 (D. Keegan, T. Kolwyck, C. Young, I. Thomas) (2021)

Homered in 3 or more consecutive innings _____ 3, vs. #1 Tennessee, 7th-8th-9th [SECT] (May 22, 2024)
Homered in 4 or more consecutive innings _____ 4, vs. Clemson, 5th-6th-7th-8th (June 3, 2018)
Homered in 5 or more consecutive games _____ 7 games (May 4-16, 2025)
Homered in 8 or more consecutive games _____ 13 games (March 1-22, 2022)
Homered in 9 or more consecutive games _____ 13 games (March 1-22, 2022)
Homered in 10 or more consecutive games _____ 13 games (March 1-22, 2022)

Scored 10 or more runs in 3 consecutive games _____ 4 games (Feb. 21-25, 2025)
Scored 10 or more runs in 4 consecutive games _____ 4 games (Feb. 21-25, 2025)
Scored 10 or more runs in 5 or more consecutive games _____ 6 games (April 22-May 1, 2011)
Scored 15 or more runs in a game _____ 15, vs. Xavier (7 inn.) (March 7, 2025)
Scored 20 or more runs in a game _____ 20, vs. Indiana State (Feb. 27, 2024)
Scored 20 or more runs in consecutive games _____ 21-10 vs. Tennessee Tech; 22-11 at S. Carolina (April 30; May 3, 2019)

Scored 10 or more runs in a loss _____ 12-14, vs. Arkansas (April 14, 2019)
Scored 15 or more runs in a loss _____ 15-16, 10 inn. - at LSU (May 7, 2010)
Scored 17 or more runs in a loss _____ 17-22, vs. Michigan State (March 20, 1993)
Scored 20 or more runs in a loss _____ Never Happened

Scored 10 or more unanswered runs (1 game) _____ 10, vs. #21 Tennessee [SEC Tournament] (May 25, 2025)
Scored 10 or more unanswered runs _____ 12, vs. Oklahoma/vs. Tennessee [SECT] (May 22-24, 2025)
Scored 15 or more unanswered runs (1 game) _____ 16 vs. Tennessee Tech (Feb. 25, 2025)
Scored 15 or more unanswered runs _____ 16, at #23 Ole Miss/vs. Indiana State (April 27-29, 2025)
Scored 20 or more unanswered runs (1 game) _____ 21, vs. Radford @ NCAA Nashville Regional (June 1, 2015)
Scored 20 or more unanswered runs _____ 20, vs. Xavier/Valparaiso (March 8-11, 2025)

Scored in 5 consecutive innings _____ 6, (1st-6th) vs. Belmont (March 18, 2025)
Scored in 6 consecutive innings _____ 6, (1st-6th) vs. Belmont (March 18, 2025)
Scored in 7 consecutive innings _____ 8, (1st-8th) at #18 LSU (April 6, 2024)
Scored in 8 consecutive innings _____ 8, (1st-8th) at #18 LSU (April 6, 2024)
Scored in 9 or more consecutive innings (multiple games) _____ 13 innings, three games (April 5-9, 2024)

Scored 5 or more runs in the first inning _____ 7, vs. MTSU (April 9, 2024)
Scored 6 or more runs in the first inning _____ 7, vs. MTSU (April 9, 2024)
Scored 7 or more runs in the first inning _____ 7, vs. MTSU (April 9, 2024)
Scored 9 or more runs in the first inning _____ 9, vs. Samford (March 12, 2019)

Scored in the first inning in 4 or more consecutive games _____ 4 games (May 24-27, 2023)
Scored 7 or more runs in an inning _____ 8, (3rd inn.) vs. Belmont (March 18, 2025)
Scored 10 or more runs in an inning _____ 10, (5th inn.) vs. Belmont, 13-4 (March 22, 2022)
Scored 14 or more runs in an inning _____ 14 (3rd inn.) vs. Middle Tennessee (May 15, 2018)
Scored 4 or more runs in three diff. innings _____ 4 (1st), 5 (3rd), 4 (4th) vs. Tennessee Tech (Feb. 25, 2025)
Scored 4 or more runs in three diff. innings in consecutive games _____ 6 (1st inn), 5 (3rd inn) & 4 (4th inn)
_____ vs. Tennessee Tech (April 30, 2019) and 7 (4th inn), 9 (6th inn) & 5 (7th inn) at S. Carolina (May 3, 2019)

Scored 10 or more runs in a road game _____ 10, at #15 Tennessee (May 11, 2025)
Scored 15 or more runs in a road game _____ 15, at Lipscomb (April 16, 2024)
Scored 20 or more runs in a road game _____ 26, at Mississippi State (March 24, 2023)
Scored 25 or more runs in a road game _____ 26, at Mississippi State (March 24, 2023)

Allowed 10 or more runs in a loss _____ 14, at #19 Oklahoma (April 12, 2025)
Allowed 10 or more runs in a win _____ 11, vs. Florida Atlantic (Feb. 16, 2024)
Allowed 15 or more runs in a game _____ 17, at #2 Kentucky (May 17 2024)
Allowed 20 or more runs in a game _____ 20, vs. Florida (April 15, 2017)
Allowed 7 or more runs in an inning _____ 7, 4th inn. at #19 Oklahoma (April 12, 2025)
Allowed 10 or more runs in an inning _____ 13, 7th inn. vs. Xavier (June 4, 2016)
Allowed 5 or more runs in the first inning _____ 5, vs. Kentucky (May 15, 2025)
Overcame a deficit of 4 or more runs in a win _____ 5, Kentucky (May 15, 2025)
Overcame a deficit of 5 or more runs in a win _____ 5, vs. Kentucky (May 15, 2025)
Overcame a deficit of 6 or more runs in a win _____ 8, vs. #15 Texas (March 3, 2024)
Overcame a deficit of 7 or more runs in a win _____ 8, vs. #15 Texas (March 3, 2024)
Overcame a deficit of 8 or more runs in a win _____ 8, vs. #15 Texas (March 3, 2024)
Overcame a deficit of 9 or more runs in a win _____ 10, vs. Illinois State (March 1, 2015)

Squandered a lead of 5 or more runs in a loss _____ 5, at #25 Auburn (March 16, 2024)
Squandered a lead of 6 or more runs in a loss _____ 6, vs. Gonzaga (Feb. 25, 2024)
Squandered a lead of 7 or more runs in a loss _____ 7, vs. South Carolina (April 27, 2018)

Had 15 or more hits in a game _____ 16, vs. #18 Alabama (May 2, 2025)
Had 15 or more hits in a win _____ 16, vs. #18 Alabama (May 2, 2025)
Had 18 or more hits in a game _____ 18, vs. Georgia (April 1, 2023)
Had 18 or more hits in a win _____ 18, vs. Georgia (April 1, 2023)
Had 20 or more hits in a win _____ 23, at Auburn (April 9, 2022)
Had 30 or more hits in a game _____ 30, vs. Alabama (April 17, 1988)
Had 50 or more hits in an SEC series _____ 54, vs. Missouri (April 12-14, 2013)
Had 15 or more hits in a loss _____ 17, vs. Florida (April 15, 2017)

Had at least 15 hits in back-to-back games _____ 17, 17, vs. #18 Auburn (March 16-17, 2024)
Had at least 10 hits in 5 or more consecutive games _____ 5 games (March 11-18, 2022)
Had at least 10 hits in 6 or more consecutive games _____ 6 games (Feb. 20-March 1, 2019)
Had at least 10 hits in 7 or more consecutive games _____ 7 games (Feb. 18-27, 2018)
Had at least 10 hits in 8 or more consecutive games _____ 8 games (Feb. 27-March 12, 2010)

Had 5 or more doubles in a game _____ 5, vs. #18 Alabama (May 2, 2025)
Had 6 or more doubles in a game _____ 7, vs. Gonzaga (Feb. 25, 2024)
Had 7 or more doubles in a game _____ 7, vs. Gonzaga (Feb. 25, 2024)
Allowed 5 or more doubles in a game _____ 5, at #22 Georgia (May 6, 2022)
Allowed 6 or more doubles in a game _____ 8, vs. Nebraska (March 3, 2023)

Had 2 or more triples in a game _____ 2, vs. Saint Mary's (Feb. 21, 2025)
Had 3 or more triples in a game _____ 4, vs. Radford (May 31, 2015)
Had 4 or more triples in a game _____ 4, vs. Radford (May 31, 2015)
Allowed 2 or more triples in a game _____ 2, vs. Duke (June 7, 2019)
Allowed 3 or more triples in a game _____ 3, vs. Texas A&M (April 11, 2014)

THE LAST TIME VANDERBILT ...

Allowed 3 or more home runs in a game _____ **3, at #15 Tennessee (May 10, 2025)**
Allowed 4 or more home runs in a game _____ **4, at #19 Georgia (May 4, 2024)**
Allowed 5 or more home runs in a game _____ **5, at #3 Texas A&M (April 12, 2024)**

Did not draw a walk in a game _____ **vs. #17 Ole Miss [SECT] (May 25, 2025)**
Walked 10 or more times in a game _____ **10, vs. Dayton (April 8, 2025)**
Walked 15 or more times in a game _____ **17, vs. Davidson (March 5, 2019)**
Walked 18 or more times in a game _____ **19, vs. Middle Tennessee (May 15, 2018)**

Allowed 0 walks in a game _____ **vs. Kentucky (May 17, 2025)**
Allowed 0 walks in back-to-back games _____ **vs. Illinois State (March 9-10, 2024)**
Allowed 10 or more walks in a game _____ **10, vs. Indiana State (April 18, 2023)**
Allowed 12 or more walks in a game _____ **12, vs. Austin Peay (Feb. 27, 2019)**
Allowed 10-plus walks in back-to-back games _____ **12, vs. Illinois State; 12, vs. Evansville (March 1-3, 2015)**

Did not strikeout in a game _____ **vs. Tennessee-Martin (Feb. 23, 2005)**
Struck out 12 or more times in a game _____ **14, at #15 Tennessee (May 10, 2025)**
Struck out 15 or more times in a game _____ **15 at Florida (April 4, 2025)**

Struck out 15 or more batters in a game _____ **17 vs. Oklahoma [SECT] (May 22, 2025)**
Struck out 19 or more batters in a game _____ **24, vs. Evansville (17 inn.) (March 8, 2023)**
Struck out 20 or more batters in a game _____ **24, vs. Evansville (17 inn.) (March 8, 2023)**
Struck out 10 or more batters in 5 consecutive games _____ **13 games (April 13-May 4, 2025)**
Struck out 10 or more batters in 8 consecutive games _____ **13 games (April 13-May 4, 2025)**
Struck out 40 or more batters in a three-game series _____ **49 vs. Texas A&M (March 20-22, 2025)**

Pitching staff held opponent scoreless for 10 consecutive inn. in a game _____ **15 inn. vs. Evansville (March 8, 2023)**

Had 5 or more hit batters in a game _____ **5, at #23 Ole Miss (April 26, 2025)**
Had 6 or more hit batters in a game _____ **6, at #19 Oklahoma (April 13, 2025)**

Had 6 or more stolen bases in a game _____ **8, at #15 Tennessee (May 10, 2025)**
Had 7 or more stolen bases in a game _____ **8, at #15 Tennessee (May 10, 2025)**
Had 8 or more stolen bases in a game _____ **8, at #15 Tennessee (May 10, 2025)**
Had 9 or more stolen bases in a game _____ **9, vs. Dayton (April 8, 2025)**

Left 13 or more runners on base _____ **17, vs. Saint Mary's (Feb. 21, 2025)**
Left 14 or more runners on base _____ **17, vs. Saint Mary's (Feb. 21, 2025)**
Left 15 or more runners on base _____ **17, vs. Saint Mary's (Feb. 21, 2025)**
Left 16 or more runners on base _____ **17, vs. Saint Mary's (Feb. 21, 2025)**

Committed 4 or more errors in a game _____ **4, vs. Arkansas (May 18, 2022)**
Committed 5 or more errors in a game _____ **6, at Middle Tennessee (March 22, 2016)**
Committed 6 or more errors in a game _____ **6, at Middle Tennessee (March 22, 2016)**

Combined for a no-hitter _____ **at Minnesota (Carter, Hliboki, Ginther, Maldonado) (March 5, 2023)**
Combined for a perfect game _____ **at Western Kentucky (J. Lewis, N. Pilkington, J. Scott, M. Buschmann) (May 6, 2003)**
Combined on a one-hitter _____ **vs. Xavier (Bowker, Hawks) (March 9, 2025)**
Combined on a two-hitter _____ **vs. Oklahoma [SECT] (Thompson, Guth, Huesman, Hawks) (May 22, 2025)**
Combined on a three-hitter _____ **at #23 Ole Miss (Connor Fennell) (April 27, 2025)**
Was no-hit _____ **at Texas A&M (Kyle Simonds, 9.0), May 7, 2016)**

Started six true freshmen _____ **at Auburn (Austin Martin - LF, Philip Clarke - DH, Pat DeMarco - RF, Jayson Gonzalez - SS, Garrett Blaylock - 3B, Mason Hickman - SP), May 6, 2018**

HITTING:

Hit an inside-the-park home run _____ **Will Toffey vs. Belmont (March 22, 2017)**
Hit a pinch-hit home run _____ **Troy LaNeve at #2 Kentucky (May 18, 2024)**
Hit a grand slam _____ **Mike Mancini vs. Belmont (March 18, 2025)**
Hit a grand slam on the road _____ **Parker Noland at Mississippi State (March 24, 2023)**

Had a walk-off base hit _____ **Jonathan Vastine vs. Kentucky (May 16, 2025)**
Hit a walk-off home run _____ **Jonathan Vastine vs. Kentucky (May 16, 2025)**
Hit a walk-off home run in SEC game _____ **Jonathan Vastine vs. Kentucky (May 16, 2025)**
Hit an extra-inning walk-off home run _____ **Isaiah Thomas vs. Hawaii, 11th inning (March 1, 2020)**
Hit a postseason walk-off home run _____ **JJ Bleday vs. Mississippi State (June 9, 2018)**
Drew a walk-off walk _____ **Carter Young vs. TCU (March 8, 2020)**
Walk-off hit-by-pitch _____ **RJ Austin vs. Tennessee Tech (April 30, 2024)**

Hit two triples in a game _____ **RJ Austin vs. Saint Mary's (Feb. 21, 2025)**

Had 10 or more total bases in a game _____ **Braden Holcomb (11) vs. #18 Alabama (May 4, 2025)**
Had 11 or more total bases in a game _____ **Braden Holcomb (11) vs. #18 Alabama (May 4, 2025)**

Hit 2 or more home runs in a game _____ **Jonathan Vastine (2) vs. Kentucky (May 16, 2025)**
Hit 2 or more home runs in an SEC game _____ **Jonathan Vastine (2) vs. Kentucky (May 16, 2025)**
Hit 2 or more home runs in an inning _____ **Brodie Johnston (7th inn.) vs. Xavier (March 7, 2025)**
Hit 3 or more home runs in a game _____ **Connor Kaiser (3) at Clemson (June 3, 2018)**
Hit 2 or more home runs in consecutive games _____ **Davis Diaz at Mississippi State (March 25-26, 2023)**

Homered in consecutive at-bats _____ **Braden Holcomb (8th inn, 9th inn.) vs. #18 Alabama (May 4, 2025)**
Homered in consecutive at-bats in an SEC game _____ **B. Holcomb (8th inn, 9th inn.) vs. #18 Alabama (May 4, 2025)**

Hit for the cycle _____ **Clinton Johnston vs. Kentucky (April 28, 1996)**
Hit for the cycle in an SEC game _____ **Clinton Johnston vs. Kentucky (April 28, 1996)**

Had a 20-game hit streak _____ **JJ Bleday and Austin Martin, 20 (May 17, 2018-March 1, 2019)**
Had a 25-game hit streak _____ **Xavier Turner, 27 (March 4-April 22, 2014)**
Had a 45-game on-base streak _____ **JJ Bleday, 50 (March 19-June 26, 2019)**

Had 2 hits in an inning _____ **Brodie Johnston (7th inn.) vs. Xavier (March 7, 2025)**
Had 5 or more hits in a game _____ **Parker Noland (5) at Mississippi State (March 24, 2023)**

Had 5 or more RBIs in a game _____ **Brodie Johnston (7) vs. #5 Georgia (April 18, 2025)**
Had 6 or more RBIs in a game _____ **Brodie Johnston (7) vs. #5 Georgia (April 18, 2025)**
Had 7 or more RBIs in a game _____ **Brodie Johnston (7) vs. #5 Georgia (April 18, 2025)**
Had 10 or more RBIs in a game _____ **Parker Noland (11) at Mississippi State (March 24, 2023)**

Stole home _____ **RJ Austin vs. Ole Miss (April 25, 2025)**
Had a triple steal _____ **Ethan Paul (home), Jeren Kendall (3rd), Bryan Reynolds (2nd) vs. Auburn (May 19, 2016)**
Had 3 or more stolen bases in a game _____ **3, Jacob Humphrey at #15 Tennessee (May 10, 2025)**
Had 2 or more stolen bases in an inning _____ **2, Rustan Rigdon at #15 Tennessee (May 10, 2025)**

Drew four or more walks in a game _____ **4, Jonathan Vastine vs. Eastern Michigan (March 5, 2024)**

PITCHING:

Threw a 9-inning no-hitter _____ **Jack Leiter vs. #16 South Carolina (March 20, 2021)**
_____ **Kumar Rocker vs. Duke @ Nashville Super Regional (June 8, 2019)**
_____ **Doug Wessel vs. Belmont (April 19, 1971)**

Struck out eight or more consecutive batters _____ **Sam Hliboki, 8 vs. UT Martin (April 23, 2024)**
Struck out 10 or more batters in a game _____ **JD Thompson, 11 vs. Oklahoma [SECT] (May 22, 2025)**
Struck out 10 or more batters in an SEC game _____ **JD Thompson, 11 vs. #18 Alabama (May 2, 2025)**
Struck out 12 or more batters in a game _____ **Connor Fennell, 12 at #23 Ole Miss (April 27, 2025)**
True freshman struck out 10 or more batters in a game _____ **Devin Futrell, 10, vs. Austin Peay (April 5, 2022)**
True freshman struck out 10 or more batters in debut _____ **Jack Leiter, 12, vs. South Alabama (Feb. 18, 2020)**
True freshman struck out 15 or more batters in a game _____ **Kumar Rocker, 19, vs. Duke (June 8, 2019)**
Struck out 15 or more batters in a game _____ **Jack Leiter, 15, vs. NC State (June 21, 2021)**
Struck out 10 or more batters in consecutive games _____ **Connor Fennell vs. #5 Georgia (11, April 19, 2025) and at #23 Ole Miss (12, April 27, 2025)**

Pitched a 7-inning, complete game _____ **Connor Fennell at #23 Ole Miss (April 27, 2025)**
Pitched 9 or more innings _____ **9.0, Bryce Cunningham vs. Mississippi State (April 26, 2024)**
Pitched 9 or more scoreless innings _____ **9.0, Bryce Cunningham vs. Mississippi State (April 26, 2024)**
Pitched a 9-inning, complete game _____ **9.0, Bryce Cunningham vs. Mississippi State (April 26, 2024)**
Pitched a 9-inning, complete-game shutout _____ **9.0, Bryce Cunningham vs. Mississippi State (April 26, 2024)**
Picked up 10 or more saves in a season _____ **17, Tyler Brown (2019)**
Picked up 15 or more saves in a season _____ **17, Tyler Brown (2019)**
Picked up win and save on same day _____ **Jackson Gillis vs. Ole Miss, Win - Game 1, Save - Game 2 (April 15, 2018)**
Picked up the save (true freshman) _____ **Miller Green vs. Missouri (March 30, 2024)**

Career Stats - Hitters

#2 Logan Johnstone

Season	Team	GP	GS	AVG	OPS	AB	R	H	2B	3B	HR	RBI	TB	SLG	BB	HBP	K	GDP	OB%	SF	SH	SB/SBA
2021-22	Gonzaga	25	9	.273	.665	44	6	12	0	1	0	2	14	.318	5	0	15	0	.347	0	0	0-0
2022-23	Gonzaga	4	2	.000	.000	10	0	0	0	0	0	0	0	.000	0	0	6	0	.000	0	0	0-0
2023-24	Washington St.	27	15	.250	.722	68	15	17	3	1	1	10	25	.368	7	4	9	2	.354	0	0	3-3
2024-25	Washington St.	54	51	.337	1.010	196	51	66	17	1	9	40	112	.571	30	8	30	3	.439	3	1	3-8
2025-26	Vanderbilt																					
Totals:		110	77	.299	.872	318	72	95	20	3	10	52	151	.475	42	12	60	5	.397	3	1	6-11

#3 Carter Johnstone

Season	Team	GP	GS	AVG	OPS	AB	R	H	2B	3B	HR	RBI	TB	SLG	BB	HBP	K	GDP	OB%	SF	SH	SB/SBA
2024-25	Fullerton	53	53	.344	.966	215	47	74	14	3	7	42	115	.535	30	5	30	3	.431	3	2	5-9
2025-26	Vanderbilt																					
Totals:		53	53	.344	.966	215	47	74	14	3	7	42	115	.535	30	5	30	3	.431	3	2	5-9

#5 Mike Mancini

Season	Team	GP	GS	AVG	OPS	AB	R	H	2B	3B	HR	RBI	TB	SLG	BB	HBP	K	GDP	OB%	SF	SH	SB/SBA
2022-23	James Madison	56	56	.284	.801	201	48	57	9	3	2	36	78	.388	43	2	46	4	.413	1	6	11-19
2023-24	James Madison	61	61	.329	1.006	237	61	78	10	3	15	49	139	.586	34	5	55	6	.419	3	7	29-34
2024-25	Vanderbilt	49	47	.269	.791	145	32	39	4	1	4	24	57	.393	28	3	43	2	.398	0	6	18-20
2025-26	Vanderbilt																					
Totals:		166	164	.298	.882	583	141	174	23	7	21	109	274	.470	105	10	144	12	.412	4	19	58-73

#8 Chris Maldonado

Season	Team	GP	GS	AVG	OPS	AB	R	H	2B	3B	HR	RBI	TB	SLG	BB	HBP	K	GDP	OB%	SF	SH	SB/SBA
2022-23	Vanderbilt	45	43	.310	.953	155	28	48	12	0	8	32	84	.542	20	8	37	4	.411	2	2	2-2
2023-24	Vanderbilt	5	5	.154	.604	13	3	2	0	0	0	1	2	.154	5	2	3	0	.450	0	0	0-0
2024-25	Vanderbilt	21	8	.086	.393	35	3	3	2	0	0	2	5	.143	6	2	17	1	.250	1	0	0-0
2025-26	Vanderbilt																					
Totals:		71	56	.261	.834	203	34	53	14	0	8	35	91	.448	31	12	57	5	.386	3	2	2-2

#9 Brodie Johnston

Season	Team	GP	GS	AVG	OPS	AB	R	H	2B	3B	HR	RBI	TB	SLG	BB	HBP	K	GDP	OB%	SF	SH	SB/SBA
2024-25	Vanderbilt	56	55	.260	.831	223	40	58	14	1	15	55	119	.534	10	3	68	0	.297	3	1	2-4
2025-26	Vanderbilt																					
Totals:		56	55	.260	.831	223	40	58	14	1	15	55	119	.534	10	3	68	0	.297	3	1	2-4

#10 Carson Quillen

Season	Team	GP	GS	AVG	OPS	AB	R	H	2B	3B	HR	RBI	TB	SLG	BB	HBP	K	GDP	OB%	SF	SH	SB/SBA
2025-26	Vanderbilt																					
Totals:																						

#18 Korbin Reynolds

Season	Team	GP	GS	AVG	OPS	AB	R	H	2B	3B	HR	RBI	TB	SLG	BB	HBP	K	GDP	OB%	SF	SH	SB/SBA
2025-26	Vanderbilt																					
Totals:																						

#20 Cade Sears

Season	Team	GP	GS	AVG	OPS	AB	R	H	2B	3B	HR	RBI	TB	SLG	BB	HBP	K	GDP	OB%	SF	SH	SB/SBA
2025-26	Vanderbilt																					
Totals:																						

#25 Mack Whitcomb

Season	Team	GP	GS	AVG	OPS	AB	R	H	2B	3B	HR	RBI	TB	SLG	BB	HBP	K	GDP	OB%	SF	SH	SB/SBA
2023-24	Tenn. Tech	40	33	.280	.822	125	16	35	4	0	6	23	57	.456	18	0	20	3	.366	2	0	0-1
2024-25	Tenn. Tech	56	56	.360	1.134	211	54	76	12	2	15	55	137	.649	36	17	45	5	.485	2	0	1-1
2025-26	Vanderbilt																					
Totals:		96	89	.330	1.020	336	70	111	16	2	21	78	194	.577	54	17	65	8	.443	4	0	1-2

Career Stats - Hitters

#26 Braden Holcomb

Season	Team	GP	GS	AVG	OPS	AB	R	H	2B	3B	HR	RBI	TB	SLG	BB	HBP	K	GDP	OB%	SF	SH	SB/SBA
2023-24	Vanderbilt	35	30	.252	.811	103	24	26	7	0	5	17	48	.466	15	0	43	1	.345	1	0	1 - 1
2024-25	Vanderbilt	50	44	.275	.881	153	32	42	4	2	9	34	77	.503	21	5	48	4	.378	1	0	2 - 2
2025-26	Vanderbilt																					
Totals:		85	74	.266	.853	256	56	68	11	2	14	51	125	.488	36	5	91	5	.365	2	0	3 - 3

#28 Will Hampton

Season	Team	GP	GS	AVG	OPS	AB	R	H	2B	3B	HR	RBI	TB	SLG	BB	HBP	K	GDP	OB%	SF	SH	SB/SBA
2024-25	Vanderbilt																					
2025-26	Vanderbilt																					
Totals:																						

#42 Collin Brightwell

Season	Team	GP	GS	AVG	OPS	AB	R	H	2B	3B	HR	RBI	TB	SLG	BB	HBP	K	GDP	OB%	SF	SH	SB/SBA
2025-26	Vanderbilt																					
Totals:																						

#44 Colin Barczi

Season	Team	GP	GS	AVG	OPS	AB	R	H	2B	3B	HR	RBI	TB	SLG	BB	HBP	K	GDP	OB%	SF	SH	SB/SBA
2023-24	Vanderbilt	29	19	.208	.617	72	11	15	2	0	2	8	23	.319	7	3	26	1	.298	2	0	0 - 0
2024-25	Vanderbilt	55	52	.253	.746	198	33	50	11	1	8	39	87	.439	12	4	47	4	.307	1	0	2 - 2
2025-26	Vanderbilt																					
Totals:		84	71	.241	.712	270	44	65	13	1	10	47	110	.407	19	7	73	5	.304	3	0	2 - 2

#47 Tommy Goodin

Season	Team	GP	GS	AVG	OPS	AB	R	H	2B	3B	HR	RBI	TB	SLG	BB	HBP	K	GDP	OB%	SF	SH	SB/SBA
2024-25	Vanderbilt																					
2025-26	Vanderbilt																					
Totals:																						

#50 Aukai Kea

Season	Team	GP	GS	AVG	OPS	AB	R	H	2B	3B	HR	RBI	TB	SLG	BB	HBP	K	GDP	OB%	SF	SH	SB/SBA
2024-25	Vanderbilt																					
2025-26	Vanderbilt																					
Totals:																						

#51 Ryker Waite

Season	Team	GP	GS	AVG	OPS	AB	R	H	2B	3B	HR	RBI	TB	SLG	BB	HBP	K	GDP	OB%	SF	SH	SB/SBA
2024-25	Vanderbilt	8	0	.000	.500	3	1	0	0	0	0	1	0	.000	2	1	2	0	.500	0	0	1 - 1
2025-26	Vanderbilt																					
Totals:		8	0	.000	.500	3	1	0	0	0	0	1	0	.000	2	1	2	0	.500	0	0	1 - 1

#55 Max Jensen

Season	Team	GP	GS	AVG	OPS	AB	R	H	2B	3B	HR	RBI	TB	SLG	BB	HBP	K	GDP	OB%	SF	SH	SB/SBA
2021-22	Cornell	35	33	.338	.957	130	28	44	15	2	3	26	72	.554	14	2	18	0	.403	3	0	4 - 4
2022-23	Cornell	35	35	.248	.702	133	23	33	10	0	1	23	46	.346	20	4	27	1	.356	3	0	4 - 4
2023-24	Cornell	37	37	.358	1.015	148	34	53	8	2	6	37	83	.561	20	7	16	2	.455	1	1	5 - 5
2024-25	Cornell	17	17	.284	1.012	67	18	19	3	1	5	15	39	.582	14	4	12	2	.430	1	0	4 - 6
2025-26	Vanderbilt																					
Totals:		124	122	.312	.912	478	103	149	36	5	15	101	240	.502	68	17	73	5	.410	8	1	17 - 19

Career Stats - Pitchers

#21 Hudson Barton

Season	Team	W-L	ERA	APP	GS	CG	SV	IP	H	R	ER	HR	SFA	BB	SO	WP	BK	HBP	BF	2B	3B	FO	GO	NP-STK
2024-25	Vanderbilt	1 - 0	12.71	5	0	0	0	5.2	9	8	8	1	0	8	9	0	1	3	36	3	1	3	4	157 - 82
2025-26	Vanderbilt																							
Totals:		1 - 0	12.71	5	0	0	0	5.2	9	8	8	1	0	8	9	0	1	3	36	3	1	3	4	157 - 82

#30 Aiden Stillman

Season	Team	W-L	ERA	APP	GS	CG	SV	IP	H	R	ER	HR	SFA	BB	SO	WP	BK	HBP	BF	2B	3B	FO	GO	NP-STK
2025-26	Vanderbilt																							
Totals:																								

#32 Nate Schlote

Season	Team	W-L	ERA	APP	GS	CG	SV	IP	H	R	ER	HR	SFA	BB	SO	WP	BK	HBP	BF	2B	3B	FO	GO	NP-STK
2025-26	Vanderbilt																							
Totals:																								

#33 Luke Guth

Season	Team	W-L	ERA	APP	GS	CG	SV	IP	H	R	ER	HR	SFA	BB	SO	WP	BK	HBP	BF	2B	3B	FO	GO	NP-STK
2023-24	Vanderbilt	1 - 2	5.40	12	0	0	0	18.1	15	11	11	5	1	9	20	1	0	3	80	4	0	21	12	315 - 188
2024-25	Vanderbilt	4 - 0	0.93	19	0	0	0	19.1	9	3	2	0	0	7	22	4	1	1	74	0	0	16	18	299 - 187
2025-26	Vanderbilt																							
Totals:		5 - 2	3.11	31	0	0	0	37.2	24	14	13	5	1	16	42	5	1	4	154	4	0	37	30	614 - 375

#34 Brennan Seiber

Season	Team	W-L	ERA	APP	GS	CG	SV	IP	H	R	ER	HR	SFA	BB	SO	WP	BK	HBP	BF	2B	3B	FO	GO	NP-STK
2023-24	Vanderbilt	3 - 0	5.06	23	1	0	5	42.2	36	27	24	8	4	12	37	4	0	5	182	6	0	31	56	586 - 375
2024-25	Vanderbilt	1 - 1	2.28	16	2	0	0	23.2	13	10	6	1	1	13	28	6	0	9	100	1	0	10	27	411 - 246
2025-26	Vanderbilt																							
Totals:		4 - 1	4.07	39	3	0	5	66.1	49	37	30	9	5	25	65	10	0	14	282	7	0	41	83	997 - 621

#36 Jacob Faulkner

Season	Team	W-L	ERA	APP	GS	CG	SV	IP	H	R	ER	HR	SFA	BB	SO	WP	BK	HBP	BF	2B	3B	FO	GO	NP-STK
2022-23	Princeton	3 - 2	5.10	26	0	0	5	54.2	60	41	31	3	2	16	40	5	1	16	254	13	1	62	56	851 - 563
2023-24	Princeton	8 - 1	3.14	20	2	1	4	66.0	61	30	23	3	2	12	52	2	0	7	277	13	1	50	87	923 - 628
2024-25	Princeton	2 - 5	4.14	19	5	1	2	67.1	76	34	31	3	3	17	55	4	0	9	301	12	1	62	76	841 - 589
2025-26	Vanderbilt																							
Totals:		13 - 8	4.07	65	7	2	11	188.0	197	105	85	9	7	45	147	11	1	32	832	38	3	174	219	2615 - 1780

#37 Jakob Schulz

Season	Team	W-L	ERA	APP	GS	CG	SV	IP	H	R	ER	HR	SFA	BB	SO	WP	BK	HBP	BF	2B	3B	FO	GO	NP-STK
2024-25	Vanderbilt	1 - 0	3.18	6	0	0	0	5.2	0	2	2	0	0	5	8	0	0	2	24	0	0	4	5	111 - 60
2025-26	Vanderbilt																							
Totals:		1 - 0	3.18	6	0	0	0	5.2	0	2	2	0	0	5	8	0	0	2	24	0	0	4	5	111 - 60

#39 Connor Fennell

Season	Team	W-L	ERA	APP	GS	CG	SV	IP	H	R	ER	HR	SFA	BB	SO	WP	BK	HBP	BF	2B	3B	FO	GO	NP-STK
2023-24	Dayton	4 - 4	4.74	15	12	0	1	74.0	74	41	39	9	1	13	66	0	1	9	309	20	4	94	51	842 - 577
2024-25	Vanderbilt	6 - 0	2.53	17	7	1	2	53.1	33	16	15	9	1	11	84	2	0	3	206	7	1	46	28	837 - 555
2025-26	Vanderbilt																							
Totals:		10 - 4	3.82	32	19	1	3	127.1	107	57	54	18	2	24	150	2	1	12	515	27	5	140	79	1679 - 1132

#40 Austin Nye

Season	Team	W-L	ERA	APP	GS	CG	SV	IP	H	R	ER	HR	SFA	BB	SO	WP	BK	HBP	BF	2B	3B	FO	GO	NP-STK
2024-25	Vanderbilt	2 - 1	3.55	15	15	0	0	50.2	41	21	20	5	2	22	58	2	0	9	216	10	0	45	37	836 - 524
2025-26	Vanderbilt																							
Totals:		2 - 1	3.55	15	15	0	0	50.2	41	21	20	5	2	22	58	2	0	9	216	10	0	45	37	836 - 524

Career Stats - Pitchers

#43 Matthew Shorey

Season	Team	W-L	ERA	APP	GS	CG	SV	IP	H	R	ER	HR	SFA	BB	SO	WP	BK	HBP	BF	2B	3B	FO	GO	NP-STK
2024-25	Vanderbilt	2 - 0	5.27	14	0	0	0	13.2	10	8	8	2	0	4	12	0	1	4	59	3	0	9	19	222 - 144
2025-26	Vanderbilt																							
Totals:		2 - 0	5.27	14	0	0	0	13.2	10	8	8	2	0	4	12	0	1	4	59	3	0	9	19	222 - 144

#45 Connor Hamilton

Season	Team	W-L	ERA	APP	GS	CG	SV	IP	H	R	ER	HR	SFA	BB	SO	WP	BK	HBP	BF	2B	3B	FO	GO	NP-STK
2025-26	Vanderbilt																							
Totals:																								

#46 Tyler Baird

Season	Team	W-L	ERA	APP	GS	CG	SV	IP	H	R	ER	HR	SFA	BB	SO	WP	BK	HBP	BF	2B	3B	FO	GO	NP-STK
2025-26	Vanderbilt																							
Totals:																								

#66 Deegan Cordova

Season	Team	W-L	ERA	APP	GS	CG	SV	IP	H	R	ER	HR	SFA	BB	SO	WP	BK	HBP	BF	2B	3B	FO	GO	NP-STK
2023-24	Vanderbilt																							
2024-25	Vanderbilt																							
2025-26	Vanderbilt																							
Totals:																								

#70 Tristan Bristow

Season	Team	W-L	ERA	APP	GS	CG	SV	IP	H	R	ER	HR	SFA	BB	SO	WP	BK	HBP	BF	2B	3B	FO	GO	NP-STK
2024-25	Vanderbilt	0 - 0	9.00	3	0	0	0	2.0	4	2	2	0	0	0	2	1	0	0	10	0	0	1	3	33 - 21
2025-26	Vanderbilt																							
Totals:		0 - 0	9.00	3	0	0	0	2.0	4	2	2	0	0	0	2	1	0	0	10	0	0	1	3	33 - 21

#77 Alex Kranzler

Season	Team	W-L	ERA	APP	GS	CG	SV	IP	H	R	ER	HR	SFA	BB	SO	WP	BK	HBP	BF	2B	3B	FO	GO	NP-STK
2023-24	Vanderbilt	0 - 1	4.43	14	0	0	0	20.1	14	15	10	5	0	11	24	1	0	5	94	1	0	21	15	285 - 171
2024-25	Vanderbilt	6 - 1	3.62	18	0	0	3	37.1	34	18	15	5	0	7	40	2	0	1	154	6	1	35	33	603 - 402
2025-26	Vanderbilt																							
Totals:		6 - 2	3.90	32	0	0	3	57.2	48	33	25	10	0	18	64	3	0	6	248	7	1	56	48	888 - 573

#80 Nate Taylor

Season	Team	W-L	ERA	APP	GS	CG	SV	IP	H	R	ER	HR	SFA	BB	SO	WP	BK	HBP	BF	2B	3B	FO	GO	NP-STK
2024-25	Georgia	0 - 0	1.08	9	0	0	0	8.1	3	1	1	1	0	2	17	1	0	1	31	0	0	3	5	132 - 84
2025-26	Vanderbilt																							
Totals:		0 - 0	1.08	9	0	0	0	8.1	3	1	1	1	0	2	17	1	0	1	31	0	0	3	5	132 - 84

#88 Wyatt Nadeau

Season	Team	W-L	ERA	APP	GS	CG	SV	IP	H	R	ER	HR	SFA	BB	SO	WP	BK	HBP	BF	2B	3B	FO	GO	NP-STK
2025-26	Vanderbilt																							
Totals:																								

#90 Miller Green

Season	Team	W-L	ERA	APP	GS	CG	SV	IP	H	R	ER	HR	SFA	BB	SO	WP	BK	HBP	BF	2B	3B	FO	GO	NP-STK
2023-24	Vanderbilt	2 - 4	3.16	20	0	0	3	31.1	26	17	11	3	2	8	34	5	0	8	131	0	1	20	31	482 - 298
2024-25	Vanderbilt	1 - 2	3.80	20	0	0	5	23.2	25	11	10	3	1	11	28	4	0	2	107	4	0	18	18	422 - 270
2025-26	Vanderbilt																							
Totals:		3 - 6	3.44	40	0	0	8	55.0	51	28	21	6	3	19	62	9	0	10	238	4	1	38	49	904 - 568

#92 Adria Casoliba

Season	Team	W-L	ERA	APP	GS	CG	SV	IP	H	R	ER	HR	SFA	BB	SO	WP	BK	HBP	BF	2B	3B	FO	GO	NP-STK
2025-26	Vanderbilt																							
Totals:																								

Career Stats - Pitchers

#96 Nate Teague

Season	Team	W-L	ERA	APP	GS	CG	SV	IP	H	R	ER	HR	SFA	BB	SO	WP	BK	HBP	BF	2B	3B	FO	GO	NP-STK
2023-24	Vanderbilt																							
2024-25	Vanderbilt																							
2025-26	Vanderbilt																							

Totals:

#99 England Bryan

Season	Team	W-L	ERA	APP	GS	CG	SV	IP	H	R	ER	HR	SFA	BB	SO	WP	BK	HBP	BF	2B	3B	FO	GO	NP-STK
2024-25	Vanderbilt	0 - 0	4.15	15	0	0	0	13.0	10	10	6	3	0	12	25	1	1	5	67	1	0	6	8	282 - 155
2025-26	Vanderbilt																							
Totals:		0 - 0	4.15	15	0	0	0	13.0	10	10	6	3	0	12	25	1	1	5	67	1	0	6	8	282 - 155