CRIMSON TIDE BASKETBALL

25 NCAA Appearances » 17 Combined SEC Titles » 2nd in SEC History in Total League Wins » 2nd in SEC History in Winning Percentage

GAME 15

#13/12 ALABAMA AT 11/10 VANDERBILT

JANUARY 7, 2026 / 8 P.M. CT / NASHVILLE, TENN.

MEMORIAL GYMNASIUM (14,316)

TV: ESPN2

(Play-By-Play: Roy Philpott, Analyst: Daymeon Fishback)

RADIO: CRIMSON TIDE SPORTS NETWORK | SIRIUS/XM 134/201

(Play-By-Play: Chris Stewart, Analyst: Bryan Passink)

CRIMSON TIDE

2025-26 Record 11-3
2025-26 SEC Record 1-0
Leading Scorer ... Labaron Philon Jr. (21.5)
Leading Rebounder ..... Amari Allen (7.3)
Leader in Assists .. Labaron Philon Jr. (5.4)
Head Coach ..... Nate Oats
Record at Alabama (Years) .. 156-66 (7th)
Career Record (Years) 252-109 (11th)

COMMODORES

2025-26 Record 14-0
2025-26 SEC Record 1-0
Leading Scorer ..... Duke Miles (17.1)
Leading Rebounder ... Devin McGlockton (7.0)
Leading Assists ..... Tanner Tyler (5.5)
Head Coach ..... Mark Byington
Record at Vanderbilt (Years) . 34-13 (2nd)
Career Record (Years) 254-150 (13th)

NUGGETS YOU NEED TO KNOW

- Since head coach Nate Oats took over at The Capstone, Alabama has won a league-best 76 Southeastern Conference games and 156 games overall, which is ranked No. 1 for the most in the SEC during that span
- Alabama
- According to NCAA Stats, Alabama has had the third-toughest schedule among Power 4 schools with its opponents posting a .724 winning percentage, behind Texas Tech (.725) and Michigan (.714)
- Alabama is converting 13.2 three pointers per contest, which ranks No. 1 in the SEC and No. 2 in the country
- The Crimson Tide is averaging 6.6 blocks per game, which ranks No. 3 in Division I
- Aiden Sherrell ranks No. 7 in Division I in blocks per game, averaging 2.8 blocks per contest
- Last season, Alabama posted 67 blocks through 14 games and through the first 14 games of this season the Crimson Tide has recorded 93 blocks
- Alabama has had eight different starting lineups in its first 14 games of the season, the most lineup combinations under Oats during that span
- Alabama is the only team in the SEC that has two players rank in the top five in scoring in Labaron Philon Jr. (No. 2, 21.5 ppg) and Aden Holloway (No. 5, 18.4 ppg)
- With the Crimson Tide being ranked No. 13 in the AP Top 25 Poll, Alabama has now been ranked in 40 consecutive AP Top 25 Polls (began on 1/29/24)
- Oats has won a program-record 33 AP Top-25 games during his tenure at UA, surpassing Wimp Sanderson (25 games)
- For the fourth time under head coach Nate Oats, Alabama has won 10 games during its non-conference slate
- Alabama has scored 100 points or more in 103 games in program history, with Coach Oats' teams accounting for 34 percent of that number (35 games)

2025-26 SCHEDULE

Opponent	TV	Time (CT)
NOVEMBER		
3 North Dakota	**SEC Network+**	**W, 91-62**
8 at 5/6 St. John's	FS1	W, 103-96
13 2/1 Purdue	**ESPN2**	**L, 80-87**
19 vs. 8/8 Illinois	FS1	W, 90-86
24 vs. 12/10 Gonzaga[1]	TNT	L, 85-95
25 vs. UNLV[1]	TruTV	W, 115-76
26 vs. Maryland[1]	TNT	W, 105-72
DECEMBER		
3 RV/RV Clemson[2]	**ESPNU**	**W, 90-84**
7 UTSA	**SEC Network**	**W, 97-55**
13 vs. 1/2 Arizona[3]	ESPN	L, 75-96
17 South Florida	**SEC Network+**	**W, 104-93**
21 vs. Kennesaw State[4]	SEC Network+	W, 92-81
29 Yale	**SEC Network+**	**W, 102-78**
JANUARY		
3 Kentucky*	**ESPN**	**W, 89-74**
7 at 11/10 Vanderbilt*	ESPN2	8 p.m.
10 Texas*	**ESPN**	**7 p.m.**
13 at Mississippi State*	SEC Network	8 p.m.
17 at Oklahoma*	SEC Network	12 p.m.
24 Tennessee*	**ESPN/2**	**7:30 p.m.**
27 Missouri*	**SEC Network**	**8 p.m.**
FEBRUARY		
1 at Florida*	ABC	12 p.m.
4 Texas A&M*	**SEC Network**	**6 p.m.**
7 at Auburn*	ESPN/2	TBD
11 at Ole Miss*	SEC Network	6 p.m.
14 South Carolina*	**SEC Network**	**7:30 p.m.**
18 Arkansas*	**ESPN/2/U**	**6 p.m.**
21 at LSU*	SEC Network	5 p.m.
25 Mississippi State*	**ESPN2/U**	**8 p.m.**
28 at Tennessee*	ESPN/2	TBD
MARCH		
3 at Georgia*	ESPN News	5:30 p.m.
7 Auburn*	**ESPN/2**	**7:30 p.m.**
11-15 at SEC Tournament[5]	ESPN	TBD

1 Players Era Festival (Las Vegas, Nev.)
2 ACC/SEC Challenge
3 C.M. Newton Classic (Legacy Arena)
4 Rocket City Classic (Huntsville, Ala.)
5 SEC Tournament (Nashville, Tenn.)
* Southeastern Conference game

BOLD indicates home game

ALABAMA CRIMSON TIDE BROADCAST NOTES

BAMA'S BACKCOURT: Alabama's returning backcourt of Aden Holloway (881 points), Houston Mallette (1,441 points), Labaron Philon Jr. (672 points) and Latrell Wrightsell Jr. (1,261 points) have combined to score 4,255 points throghout their collegiate careers

HOLLOWAY HEATING UP: Aden Holloway is the third player in the last four seasons to score 26 points or more in back-to-back games joining Mark Sears and Brandon Miller

AMARI ALLEN ON THE BOARDS: Amari Allen is the first UA freshman to grab 10 or more rebounds in mutliple games since Noah Clowney and Brandon Miller during the 2022-23 season

SHERRELL'S BLOCK PARTY: After recording seven blocks during his freshman season, Aiden Sherrell has recorded 38 blocks, which ranks No. 1 in the SEC and No. 7 in the country (2.9 bpg)

0 LABARON PHILON JR.

SO. / G / 6-4 / 185 / MOBILE, ALA. (LINK ACADEMY)

	PPG	RPG	APG	SPG	FG%	3FG%
25-26	21.5	3.6	5.4	1.5	53.6	38.6
CAREER	13.4	3.4	4.2	1.4	48.4	34.0

LAST GAME: 17 points, 4 rebounds, 3 assists and 3 steals
NOTES: Named First Team All-SEC Preseason... Selected to the Bob Cousy Point Guard of the Year Top 20 Watch List... A 2025 SEC All-Freshman honoree... Ranks fourth on the team in scoring last season... Led Alabama in assists in 12 contests last season.. Ranked as the No. 5 point guard in the 2024 class.

2025-26 HIGHS
Pts: 29, 3x, last 12/17/25 vs. USF
Rebs: 10, 1213/25 vs. Arizona
Asts: 8, 11/3/25 vs. North Dakota
Steals: 4, 12/21/25 vs. Kennesaw St.



1 JALIL BETHEA

SO. / G / 6-5 / 190 / PHILADELPHIA, PA. (MIAMI)

	PPG	RPG	APG	SPG	FG%	3FG%
25-26	8.3	2.7	1.3	0.4	44.4	41.7
CAREER	7.3	2.2	1.2	0.6	37.9	34.5

LAST GAME: 3 minutes
NOTES: Averaged 7.1 points, 2.1 rebounds and 1.2 assists in 31 games during his freshman season at Miami... Scored double-figures in nine games including a season-high 21 points on Feb. 11 vs. Syracuse... A 2024 McDonald's All-American selection and won the McDonald's Slam Dunk Contest.

2025-26 HIGHS
Pts: 21, 12/7/25 vs. UTSA
Rebs: 6, 12/7/25 vs. UTSA
Asts: 2, 3x, last 12/21/25 vs. Kennesaw St.
Steals: 2, 12/7/25 vs. UTSA



2 ADEN HOLLOWAY

JR. / G / 6-1 / 180 / CHARLOTTE, N.C. (AUBURN)

	PPG	RPG	APG	SPG	FG%	3FG%
25-26	18.4	2.4	4.1	0.6	50.0	47.0
CAREER	10.6	1.8	2.5	0.6	41.7	38.2

LAST GAME: 26 points, 4 rebounds, 5 assists and 1 steal
NOTES: A Third Team All-SEC Preseason honoree... Averaged 11.4 points, 1.9 rebounds and 1.9 assists last season... Scored 10 or more points in 24 games coming off the bench, which led the SEC... Scored a career-high 26 points on Dec. 29 vs. South Dakota State... A 2023 McDonald's High School All-American.

2025-26 HIGHS
Pts: 26, 3x, last 1/3/26 vs. Kentucky
Rebs: 4, 3x, last 1/3/26 vs. Kentucky
Asts: 10, 11/26/25 vs. Maryland
Steals: 2, 12/17/25 vs. USF



3 LATRELL WRIGHTSELL JR.

GR. / G / 6-3 / 195 / OMAHA, NEB. (CAL STATE FULLERTON)

	PPG	RPG	APG	SPG	FG%	3FG%
25-26	10.6	2.6	2.3	0.9	32.7	26.1
CAREER	10.5	3.1	1.9	1.1	40.6	37.1

LAST GAME: 5 points, 1 rebound, 1 assist and 1 steal
NOTES: Played in eight games last season before suffering a season-ending surgery on Nov. 30 vs. Oregon... Scored double figures in six of the eight games played... Ended the season with 1,166 career points... Averaged 11.5 points, 1.8 rebounds and 2.0 assists per game while shooting 42 percent from three-point range last season.

2025-26 HIGHS
Pts: 21, 12/13/25 vs. Arizona
Rebs: 3, 7x, last 12/29/25 vs.Yale
Asts: 4, 12/7/25 vs. UTSA
Steals: 4, 11/8/25 at St. John's



4 DAVION HANNAH

FR. / G / 6-6 / 190 / MILWAUKEE, WISC. (LINK ACADEMY)

	PPG	RPG	APG	SPG	FG%	3FG%
25-26	3.3	1.9	0.8	0.7	46.2	36.4
CAREER	3.3	1.9	0.8	0.7	46.2	36.4

LAST GAME: DNP
NOTES: A 2025 McDonald's All-American nominee... Ranked as the No. 3 combo guard in the country... Finished high school career at Link Academy in Missouri, where teammate Labaron Philon finished his prep career... Led Link Academy as the Geico National Championship Runner-Up and the No. 2 school in the nation.

2025-26 HIGHS
Pts: 12, 11/26/25 vs. Maryland
Rebs: 8, 12/7/25 vs. UTSA
Asts: 2, 3x, last 12/7/25 vs. UTSA
Steals: 3, 11/3/25 vs. North Dakota

5 AMARI ALLEN

FR. / F / 6-8 / 205 / GREEN BAY, WISC. (ASHWAUBENON HS)

	PPG	RPG	APG	SPG	FG%	3FG%
25-26	10.6	7.3	3.3	1.1	46.5	38.0
CAREER	10.6	7.3	3.3	1.1	46.5	38.0

LAST GAME: 11 points, 9 rebounds, 3 assists, 1 steal and 1 block
NOTES: Ranked as a four-star recruit and the No. 17-ranked small forward in the country... Named the 2025 Wisconsin Gatorade Player of the Year... Averaged 34.1 points, 11.5 rebounds and 8.5 assists during his senior season at Ashwaubenon... Participated the NBPA Top 100 Camp

2025-26 HIGHS
Pts: 20, 12/3/25 vs. Clemson
Rebs: 11, 2x last 12/3/25 vs. Clemson
Asts: 6, 2x, last 11/25/26 vs. Maryland
Steals: 3, 11/3/25 vs. North Dakota



6 LONDON JEMISON

FR. / F / 6-8 / 205 / BLOOMFIELD, CONN. (ST. THOMAS MORE)

	PPG	RPG	APG	SPG	FG%	3FG%
25-26	7.3	2.7	0.1	0.6	53.8	39.4
CAREER	7.3	2.7	0.1	0.6	53.8	39.4

LAST GAME: 3 points and 4 rebounds
NOTES: A four-star recruit, Jemison is ranked as the No. 1 player from the state of Connecticut and the No. 8 player at his position... A 2025 McDonald's All-American nominee along with fellow UA Signee, Davion Hannah... Averaged 14.3 points, 4.7 rebounds, 2.2 assists and 1.2 blocks per game for Expressions Elite on the Nike EYBL Circuit

2025-26 HIGHS
Pts: 20, 12/7/25 vs. UTSA
Rebs: 5, 11/25/25 vs. UNLV
Asts: 1, 11/26/25 vs. Maryland
Steals: 2, 3x, last 12/7/25 vs. UTSA



7 TAYLOR BOL BOWEN

JR. / F / 6-10 / 202 / JERICHO, VT. (FLORIDA STATE)

	PPG	RPG	APG	BPG	FG%	3FG%
25-26	9.3	5.2	0.7	1.3	47.3	32.6
CAREER	6.1	4.1	0.6	1.0	47.2	34.2

LAST GAME: DNP
NOTES: Totaled 329 points, 233 rebounds and 32 assists in his two seasons at Florida State... Averaged 8.0 points, 5.2 rebounds and 0.8 assists during his sophomore season at FSU while shooting 48 percent from the field and 41 percent from three-point range... A 2023 McDonald's All-American nominee coming out of high school.

2025-26 HIGHS
Pts: 17, 11/8/25 at St. John's
Rebs: 9, 3x, last 12/29/25 vs. Yale
Asts: 3, 12/3/25 vs. Clemson
Blocks: 4, 12/13/25 vs. Arizona



10 KEITENN BRISTOW

SO. / F / 6-10 / 205 / HOLLIDAY, TEXAS (TARLETON STATE)

	PPG	RPG	APG	SPG	FG%	3FG%
25-26	4.3	4.8	0.6	0.8	35.5	11.1
CAREER	9.5	4.4	1.2	1.0	44.8	30.1

LAST GAME: 3 rebounds and 1 assist
NOTES: Scored double-figures in two games this season... has played double-digit minutes in the last three games... 2024 McDonald's All-American along with fellow freshman Derrion Reid... Ranked as the No.4 center and No. 21 overall recruit in the 2024 class... Averaged 18.8 points and 9.3 rebounds per game in the Overtime Elite League.

2025-26 HIGHS
Pts: 10, 11/19/25 vs. Illinois
Rebs: 11, 11/24/25 vs. Gonzaga
Asts: 1, 4x, last 12/29/25 vs. Yale
Blocks: 2, 12/29/25 vs. Yale



15 NOAH WILLIAMSON

SR. / C / 7-0 / 255 / RIGA, LATVIA (BUCKNELL)

	PPG	RPG	APG	BPG	FG%	3FG%
25-26	1.7	1.8	0.5	0.6	36.0	15.4
CAREER	10.6	5.2	1.0	0.8	51.8	31.0

LAST GAME: 10 points, 4 rebounds, 2 assists, 2 steals and 1 block
NOTES: Named the WAC Freshman of the Year, averaging 11.3 points, 4.4 rebounds and 1.4 assists per game last season at Tarleton State... Ranked in the top 40 in the nation among freshman in points per game while leading all WAC freshmen in scoring... Scored a career-high 24 points on Jan. 9 at Southern Utah.

2025-26 HIGHS
Pts: 10, 1/3/26 vs. Kentucky
Rebs: 6, 11/25/25 vs. UNLV
Asts: 2, 3x, last 1/3/26 vs. Kentucky
Blocks: 1, 7x, last 1/3/26 vs. Kentucky



22 AIDEN SHERRELL

SO. / F / 6-11 / 255 / DETROIT, MICH. (PROLIFIC PREP)

	PPG	RPG	APG	BPG	FG%	3FG%
25-26	8.7	6.0	0.7	2.8	52.8	28.6
CAREER	4.9	3.7	0.5	0.9	52.0	31.4

LAST GAME: 3 points, 3 rebounds, 2 assists and 1 block
NOTES: Averaged 3.4 points, 2.8 rebounds and 0.4 assists per gameduring his freshman season at UA... Scored double-digits in two contests, including a season-high 12 points on Feb. 1 vs. Georgia... Made a season-high two three-pointers on four separate occasions, including twice during the NCAA Tournament against BYU and Duke.

2025-26 HIGHS
Pts: 21, 12/21/25 vs. Kennesaw St.
Rebs: 11, 12/7/25 vs. UTSA
Asts: 2, 2x, last 1/3/26 vs. Kentucky
Blocks: 8, 2x, last 12/13/25 vs. Arizona

95 HOUSTON MALLETTE

GR. / G / 6-5 / 200 / ALAMEDA, CALIF. (PEPPERDINE)

	PPG	RPG	APG	SPG	FG%	3FG%
25-26	9.1	4.1	1.3	0.9	41.4	38.2
CAREER	12.6	3.4	2.0	0.8	42.9	37.8

LAST GAME: 14 points and 5 rebounds
NOTES: Played in six games before sitting out the rest of the season due to a season-ending injury... Scored a season-high 10 points on Dec. 18 at North Dakota... A two-time All-WCC selection... A 2024 All-WCC Honorable Mention selection... Scored 1,295 points in three seasons at Pepperdine.

2025-26 HIGHS
Pts: 19, 11/25/25 vs. UNLV
Rebs: 8, 11/3/25 vs. North Dakota
Asts: 3, 2x, last 12/29/25 vs. Yale
Steals: 3, 2x, last 12/7/25 vs. UTSA

LAST TIME OUT: NO. 14/15 ALABAMA 89 VS RV/RV KENTUCKY 74 - JAN. 3, 2026

Official Basketball Box Score - Final
Kentucky at Alabama
01/03/26 Coleman Coliseum, Tuscaloosa
2025-26 Men's Basketball

Game Time: 11:00 AM
Game Duration: 2:16
Attendance: 13,474

Officials: Joe Lindsay, Courtney Green, Lucas Santos

Kentucky - 74 **Record: 9-5 (0-1)**

NO.	Name		Min	FG M-A	3P M-A	FT M-A	Rebounds OR	DR	TOT	Fouls PF	FD	TP	AS	TO	ST	Blocks BS	BA	+/-
23	Mouhamed Dioubate	F	21:15	2-6	0-1	2-4	4	4	8	1	3	6	1	0	1	0	0	-4
24	Malachi Moreno	C	15:30	2-2	0-0	0-0	2	2	4	1	0	4	0	0	0	0	0	6
00	Otega Oweh	G	35:55	8-16	1-4	5-7	2	6	8	3	5	22	3	2	1	0	0	-12
1	Denzel Aberdeen	G	26:54	1-7	0-3	5-5	0	1	1	4	4	7	1	2	0	0	0	-5
5	Collin Chandler	G	17:48	1-4	1-2	0-0	0	2	2	1	0	3	1	1	1	0	1	-4
21	Jayden Quaintance		24:00	2-4	0-0	1-4	1	5	6	2	4	5	1	2	1	0	1	-20
10	Brandon Garrison		09:03	0-0	0-0	1-2	1	0	1	3	1	1	0	0	0	3	0	-11
15	Jaland Lowe		27:08	8-16	1-5	4-5	0	3	3	2	5	21	2	3	2	1	1	-18
3	Kam Williams		16:25	1-4	1-4	2-2	1	0	1	2	1	5	0	0	0	1	0	-4
2	Jasper Johnson		06:02	0-0	0-0	0-0	0	0	0	0	0	0	0	1	0	0	0	-3
Team							1	2	3	0		0		1				
Totals				25-59	4-19	20-29	12	25	37	19	23	74	9	12	6	5	3	-15

Major Fouls: NONE

Shooting By Period		
1st FG%	11-29	37.9%
3PT%	2-9	22.2%
FT%	10-15	66.7%
2nd FG%	14-30	46.7%
3PT%	2-10	20.0%
FT%	10-14	71.4%
GM FG%	25-59	42.4%
3PT%	4-19	21.1%
FT%	20-29	69.0%

Dead Ball Rebounds: 4, 0

Alabama - 89 **Record: 11-3 (1-0)**

NO.	Name		Min	FG M-A	3P M-A	FT M-A	Rebounds OR	DR	TOT	Fouls PF	FD	TP	AS	TO	ST	Blocks BS	BA	+/-
5	Amari Allen	F	30:44	4-8	3-4	0-0	6	3	9	4	1	11	3	3	1	1	1	8
22	Aiden Sherrell	F	09:29	1-3	0-2	1-1	0	3	3	2	1	3	2	0	0	1	0	12
0	Labaron Philon	G	27:57	6-16	0-6	5-6	0	4	4	3	5	17	3	1	3	0	2	-1
2	Aden Holloway	G	33:42	7-11	6-8	6-8	0	4	4	2	7	26	5	3	1	0	0	20
3	Latrell Wrightsell Jr.	G	32:22	2-10	1-7	0-0	0	1	1	2	1	5	1	0	1	0	1	12
10	Keitenn Bristow		11:36	0-0	0-0	0-0	1	2	3	3	0	0	1	1	0	0	0	-10
95	Houston Mallette		22:17	5-7	4-6	0-0	2	3	5	3	1	14	0	1	0	0	0	10
6	London Jemison		11:01	1-3	1-2	0-0	2	2	4	2	1	3	0	0	0	0	1	6
1	Jalil Bethea		02:37	0-2	0-2	0-0	0	0	0	1	1	0	0	0	0	0	0	3
15	Noah Williamson		18:15	5-7	0-1	0-1	2	2	4	1	1	10	2	0	2	1	0	15
Team							1	3	4	0		0		1				
Totals				31-67	15-38	12-16	14	27	41	23	19	89	17	10	8	3	5	15

Major Fouls: NONE

Shooting By Period		
1st FG%	17-33	51.5%
3PT%	10-22	45.5%
FT%	6-7	85.7%
2nd FG%	14-34	41.2%
3PT%	5-16	31.3%
FT%	6-9	66.7%
GM FG%	31-67	46.3%
3PT%	15-38	39.5%
FT%	12-16	75.0%

Dead Ball Rebounds: 1, 0

	UK	ALA
Biggest lead	5 (1st 19:04)	21 (1st 2:22)
Best Scoring Run	9 (2nd 6:23)	9 (1st 15:48)
Lead Changes	1	
Times Tied	1	
Time with Lead	01:20	36:16

Points from	UK	ALA
Turnovers	15	14
Paint	36	32
Second Chance	15	13
Fast Breaks	14	4
Bench	32	27

Period by Period Scoring	1st	2nd	TOT
UK	34	40	74
ALA	50	39	89

TUSCALOOSA, Ala. – The No. 14/15 Alabama men's basketball team picked up its first win of the new year with an 89-74 victory over the Kentucky Wildcats in the Southeastern Conference opener for both teams inside Coleman Coliseum.

The Crimson Tide had 43 combined points from its backcourt duo of Aden Holloway (26 points) and Labaron Philon Jr. (17) on Saturday afternoon. Holloway's 26 points tied a career-high for the second straight game this season.

The Tide had scoring from eight total players with three others in double figures, including Houston Mallette (14 points), Amari Allen (11 points) and Noah Williamson (10 points).

Kentucky was led by Otega Oweh's 22 points on 8-for-16 shooting from the floor to go along with eight rebounds and three assists.

Team Stats

- The victory marks Alabama's fourth straight win over Kentucky, the longest winning streak over the Wildcats in program history
- Nate Oats moved to a 7-4 record against Kentucky with a 4-1 record at home against the Wildcats
- Noah Williamson, who entered Saturday's contest with 14 total points this season, finished the day with a season-high 10 points to move him over 1,000 points in his career (1,007)
- The Tide won the rebound battle 41-37, with Amari Allen leading all players with nine boards, including six on the offensive glass
- Three-point shooting played a major factor in the contest, with Alabama finishing 15-for-38 (39 percent) from deep and Kentucky shooting just 4-for-19 (21 percent) from beyond the arc
- The contest saw just one lead change at the 16:16 mark in the first half, in which the Crimson Tide led the rest of the game

Head Coach Nate Oats Postgame Comments

"Great win to start off SEC play. Obviously, Kentucky has a great basketball tradition with a ton of talent on that team. Building a 21-point lead in the second half speaks to the way our guys started the game out. We started down 5-0 and then went on a big run. It's nice to change the starting lineup again with Houston Mallette. Houston is great, he's one of my favorite kids I've ever coached. He comes to me before games about keep bringing him off the bench. He started off 4-of-4 from three. He's just all about the right stuff. He's got a lot of Herb Jones in him, not caring where he starts. Our guards have been some of our better players and it's hard to put them all in there. We can put (Latrell) Wrightsell Jr. on their four man, so I thought that was big. You also can't do that without Amari Allen getting nine rebounds.

"We didn't expect Wrightsell to get a lot of rebounds guarding (UK's Mouhamed Dioubate), but he kept him off enough and guarded him well in the post. Dioubate is their second leading scorer coming into the game. We were trying to keep the ball out of the paint. Paint points were close, but they ended up outscoring us by four. The main thing was to keep the ball out of the paint and out of transition."

2025-26 TOP PERFORMANCES

CATEGORY	ALABAMA	OPPONENTS
Points	29, 3x, last by Labaron Philon Jr. vs. South Florida, 12/17/25	29 by Braden Smith, Purdue, 11/13/25
Field Goals Made	11 by Labaron Philon Jr. vs. Gonzaga, 11/24/25	11, 2x, last by Brayden Burries, Arizona, 12/13/25
Field Goal Attempts	18, 4x, last by Latrell Wrightsell Jr. vs. UTSA, 12/7/25	19, 3x, last by Brayden Burries, Arizona, 12/13/25
3-Pointers Made	6 by Aden Holloway vs. Kentucky, 1/3/26	6, by Wes Ennis, South Florida, 12/17/25
3-Pointers Attempted	14 by Latrell Wrightsell Jr. vs. UTSA, 12/7/25	15, by Wes Enis, South Florida 12/17/25
Free-Throws Made	8 last by Labaron Philon Jr. vs. Clemson, 12/3/25	11, by Josh Omojafo, South Florida 12/17/25
Free-Throws Attempted	10 by Labaron Philon Jr vs. Arizona, 12/13/25	15, by Josh Omojafo, South Florida 12/17/25
Rebounds	11, 4x, last by Aiden Sherrell vs. UTSA, 12/7/25	15, 2x, last by Tobe Awaka, Arizona, 12/13/25
Assists	10 by Aden Holloway vs. Maryland, 11/26/25	7, 2x, last by Jaden Bradley, Arizona, 12/13/25
Steals	4, 3x, last by Labaron Philon Jr. vs. Kennesaw State, 12/21/25	5 by Ivan Kharchenkov, Arizona, 12/13/25
Blocks	8, 2x, last by Aiden Sherrell vs. Arizona, 12/13/25	3 by Brandon Garrison, Kentucky, 1/3/26

QUICK FACTS

Location ..... Tuscaloosa, Ala.
Enrollment 40,846
Founded ..... April 12, 1831
Conference ..... Southeastern (West)
Colors ..... Crimson and White
Nickname ..... Crimson Tide
President ..... Dr. Peter J. Mohler
Director of Athletics ..... Greg Byrne
Faculty Athletics Representative ..... Dr. James King
Sport Administrator ..... Shane Lyons
Arena ..... Coleman Coliseum (13,474)

Coaching Staff

Head Coach	Nate Oats
Alma Mater	Maranatha Baptist, 1998
Record at Alabama	156-66 .703 (7th Season)
Career Record	252-109 .698 (11th Season)
Assistant Coaches	Preston Murphy Brian Adams Chris Fleming
Special Assistant to the Head Coach	Erwin Dudley
Director of Scouting & Analytics	Adam Bauman
Director of Player Development	Christian Pino
Video Coordinator	Brady Goka
Director of Basketball Operations	Josh Pierre
Strength and Conditioning	Henry Barrera
Athletic Trainer	Clarke Holter
Nutritionist	Amanda Branson
Graduate Managers	Christian Bridgewater, Hayden Doyle, Blake Hamilton, Jaden Orr, Marcus Zegarowski

Team Information

2024-25 Record	28-9
2024-25 SEC Record	13-5
2025 Postseason	NCAA Tournament (Elite Eight)
Final Rankings (AP/Coaches)	6/6
2024-25 H/A/N Record	12-3/9-3/7-3
Starters Returning/Lost	1/4
Letterwinners Returning/Lost	5/8
Newcomers (including transfers)	9

Program History

All-Time Record	1,832-1,111-1 (.622)
SEC Record	867-649 (.572)
SEC Regular Season Championships	9
SEC Tournament Record	74-56 (.569)
SEC Tournament Championships	8
NCAA Appearances	25 (30-25, .545)
Final Four Appearances	1 (0-1, .000)
NIT Appearances	16

Athletics Communications

Director (Basketball Contact)	Steven Gonzalez
Office	205-348-6084
Mobile	602-803-0521
E-mail	sgonzalez@ia.ua.edu
Fax	205-348-8841
Website	www.RollTide.com
Mailing Address	1201 Coliseum Drive - Room 170 Tuscaloosa, Ala. 35487

2025-26 NUMERICAL ROSTER

No.	Name	Pos.	Ht.	Wt.	Cl.	Major	Hometown (Previous School)
0	Labaron Philon Jr.	G	6-4	177		2nd	Mobile, Ala. (Link Academy)
1	Jalil Bethea%	G	6-5	190		2nd	Philadelphia, Pa. (Miami/Archbishop Wood)
2	Aden Holloway	G	6-1	180		3rd	Charlotte, N.C. (Auburn/Prolific Prep)
3	Latrell Wrightsell Jr.	G	6-3	190		6th	Omaha, Neb. (Cal State Fullerton/Omaha Central HS)
4	Davion Hannah	G	6-6	180		1st	Milwaukee, Wisc. (Link Academy)
5	Amari Allen	F	6-8	180		1st	Green Bay, Wisc. (Ashwaubenon HS)
6	London Jemison	F	6-8	200		1st	Bloomfield, Conn. (St. Thomas More)
7	Taylor Bol Bowen%	F	6-10	205		3rd	Jericho, Vt. (Florida State/Brewster Academy)
10	Keitenn Bristow%	F	6-10	190		2nd	Holliday, Texas (Tarleton State/Holliday HS)
11	Preston Murphy Jr.%	G	6-1	175		3rd	Barrington, R.I. (Northern Okla. College/New Orleans/St. Andrew's School)
15	Noah Williamson%	C	7-0	250		4th	Riga, Latvia (Bucknell/St. Thomas More)
22	Aiden Sherrell	F	6-11	240		2nd	Detroit, Mich. (Prolific Prep)
25	Jacob Martin	C	6-10	225		1st	Chapel Hill, N.C. (IMG Academy)
34	Collins Onyejiaka	C	6-11	270		1st	Boston, Mass. (The Newman School)
95	Houston Mallette	G	6-5	200		5th	Alameda, Calif. (Pepperdine/Pacifica Christian HS)

% - Transfer

2025-26 ALPHABETICAL ROSTER

No.	Name	Pos.	Ht.	Wt.	Cl.	Major	Hometown (Previous School)
5	Amari Allen	F	6-8	180		1st	Green Bay, Wisc. (Ashwaubenon HS)
1	Jalil Bethea%	G	6-5	190		2nd	Philadelphia, Pa. (Miami/Archbishop Wood)
7	Taylor Bol Bowen%	F	6-10	205		3rd	Jericho, Vt. (Florida State/Brewster Academy)
10	Keitenn Bristow%	F	6-10	190		2nd	Holliday, Texas (Tarleton State/Holliday HS)
4	Davion Hannah	G	6-6	180		1st	Milwaukee, Wisc. (Link Academy)
2	Aden Holloway	G	6-1	180		3rd	Charlotte, N.C. (Auburn/Prolific Prep)
6	London Jemison	F	6-8	200		1st	Bloomfield, Conn. (St. Thomas More)
95	Houston Mallette	G	6-5	200		5th	Alameda, Calif. (Pepperdine/Pacifica Christian HS)
25	Jacob Martin	C	6-10	225		1st	Chapel Hill, N.C. (IMG Academy)
11	Preston Murphy Jr.%	G	6-1	175		3rd	Barrington, R.I. (Northern Okla. College/New Orleans/St. Andrew's School)
34	Collins Onyejiaka	C	6-11	270		1st	Boston, Mass. (The Newman School)
0	Labaron Philon Jr.	G	6-4	177		2nd	Mobile, Ala. (Link Academy)
22	Aiden Sherrell	F	6-11	240		2nd	Detroit, Mich. (Prolific Prep)
15	Noah Williamson%	C	7-0	250		4th	Riga, Latvia (Bucknell/St. Thomas More)
3	Latrell Wrightsell Jr.	G	6-3	190		6th	Omaha, Neb. (Cal State Fullerton/Omaha Central HS)

% - Transfer

CLASS

FRESHMAN
Amari Allen
Davion Hannah
London Jemison
Collins Onyejiaka

SOPHOMORES
Jalil Bethea
Keitenn Bristow
Labaron Philon
Aiden Sherrell

JUNIORS
Taylor Bol Bowen
Aden Holloway
Preston Murphy Jr.

SENIORS/GRADUATES
Houston Mallette (Gr.)
Noah Williamson
Latrell Wrightsell Jr. (Gr.)

PRONUNCIATION GUIDE

PLAYERS

Jalil Bethea	Buh-thee-uh
Davion Hannah	Day-VEE-on
Houston Mallete	Muh-Lett
Labaron Philon	Phi-LAWN
Aiden Sherrell	Sure-EL
Latrell Wrightsell Jr.	Right-sell

COACHES

Adam Bauman	BO-man

SEC STANDINGS

Conference Standings				Overall Standings		
	W	L	Pct.	W	L	Pct.
ALABAMA	**1**	**0**	**1.000**	**11**	**3**	**.786**
Arkansas	1	0	1.000	11	3	.786
Georgia	1	0	1.000	13	1	.929
Mississippi State	1	0	1.000	9	5	.643
Missouri	1	0	1.000	11	3	.786
Oklahoma	1	0	1.000	11	3	.786
Texas A&M	1	0	1.000	11	3	.786
Vanderbilt	1	0	.000	14	0	1.000
Auburn	0	1	.000	9	5	.643
Florida	0	1	.000	9	5	.643
Kentucky	0	1	.000	9	5	.643
LSU	0	1	.000	12	2	.857
Ole Miss	0	1	.000	8	6	.571
South Carolina	0	1	.000	9	5	.643
Tennessee	0	1	.000	10	4	.714
Texas	0	1	.000	9	5	.643

2025-26 Preseason Media Poll

1. Florida
2. Kentucky
3. Tennessee
4. *Alabama*
5. Arkansas
6. Auburn
7. Missouri
8. Ole Miss
9. Texas
10. Mississippi State
11. Vanderbilt
12. Oklahoma
13. Texas A&M
14. Georgia
15. LSU
16. South Carolina

First Team All-SEC
Alex Condon - Florida
Josh Hubbard - Mississippi State
Otega Oweh - Kentucky
Tahaad Pettiford - Auburn
Labaron Philon Jr. - Alabama

Second Team All-SEC
Nate Ament - Tennessee
Boogie Fland - Florida
Ja'Kobi Gillespie - Tennessee
Thomas Haugh- Florida
Mark Mitchell - Missouri

Third Team All-SEC
Malik Dia - Ole Miss
Aden Holloway - Alabama
Karter Knox - Arkansas
Jaland Lowe - Kentucky
D.J. Wagner - Arkansas

Player of the Year: Otega Oweh - Kentucky

ALABAMA'S WEEKLY NATIONAL RANKINGS

WEEK	AP/USA TODAY
PRESEASON	15/16
2	8/9
3	11/11
4	8/9
5	12/12
6	12/12
7	16/16
8	14/15
9	13/12
10	
11	
12	
13	
14	
15	
16	
17	
18	
19	
20	
FINAL	

THE TIDE IN THE NATIONAL POLLS

MEDIA OUTLET	UA RANKING
AP Top 25	No. 13
USA Today Coaches	No. 12
NET	No. 12
KenPom	No. 13
Field of 68	No. 9
Andy Katz Power 37	No. 9
CBS Top 25	No. 13
Rothstein 45	No. 13
ESPN BPI	No. 15

ASSOCIATED PRESS POLL

WEEK 9

Rank	Team (FPV)	Record	Points	Prev. Rank
1	Arizona (32)	14-0	1494	1
2	Michigan (29)	13-0	1493	2
3	Iowa State	14-0	1390	3
4	UConn	14-1	1343	4
5	**Purdue**	**13-1**	**1254**	**5**
6	Duke	13-1	1206	6
7	Houston	13-1	1113	8
8	**Gonzaga**	**16-1**	**1101**	**7**
9	BYU	13-1	1039	10
10	Nebraska	14-0	998	13
11	**Vanderbilt**	**14-0**	**936**	**11**
12	Michigan State	12-2	834	9
13	**Alabama**	**11-3**	**782**	**14**
14	Texas Tech	11-3	676	15
15	**Arkansas**	**11-3**	**659**	**18**
16	**Illinois**	**11-3**	**602**	**20**
17	North Carolina	13-2	557	12
18	**Georgia**	**13-1**	**378**	**23**
19	Iowa	12-2	340	25
20	Louisville	11-3	336	16
21	**Tennessee**	**10-4**	**277**	**19**
22	Kansas	10-4	208	17
23	Virginia	12-2	183	21
24	SMU	12-2	142	NR
25	UCF	12-1	132	NR

Others receiving votes: Villanova 127, Seton Hall 31, Southern California 28, Utah State 27, Miami (OH) 22, **Clemson 21**, Saint Louis 14, **LSU 14, Texas 12, Florida 11**, Saint Mary's 10, **Kentucky 9**, California 8, Miami (FL) 5, Indiana 4, **Auburn 3**, TCU 2, UCLA 2, Virginia Tech 2

USA TODAY/COACHES POLL

WEEK 9

Rank	Team (FPV)	Record	Points	Prev. Rank
1	Michigan (24)	13-0	768	1
2	**Arizona (7)**	**14-0**	**749**	**2**
3	Iowa State	14-0	703	3
4	UConn	14-1	666	4
5	**Purdue**	**13-1**	**624**	**6**
6	Duke	13-1	616	5
7	Houston	13-1	584	8
8	**Gonzaga**	**16-1**	**565**	**7**
9	BYU	13-1	527	10
10	**Vanderbilt**	**14-0**	**488**	**11**
11	Nebraska	14-0	473	13
12	**Alabama**	**11-3**	**403**	**15**
13	Michigan State	12-2	400	9
14	Texas Tech	11-3	345	16
15	**Arkansas**	**11-3**	**334**	**18**
16	**Illinois**	**11-3**	**294**	**19**
17	North Carolina	13-2	250	12
18	Louisville	11-3	232	13
19	Iowa	12-2	211	23
20	**Georgia**	**13-1**	**164**	**24**
21	Kansas	10-4	131	17
22	**Tennessee**	**10-4**	**123**	**20**
23	Virginia	12-2	120	21
24	Villanova	12-2	70	NR
25	SMU	12-2	42	NR

Others receiving votes: UCF 41; Utah State 34; **Clemson 29; Florida 21**; Saint Mary's 17; Seton Hall 13; Saint Louis 11; Indiana 10; **St. John's 4; Missouri 3**; Miami (OH) 3; **Kentucky 3**; California 2; USC 1; Oklahoma State 1

**BOLD* *indicates UA opponent in 2025-26*

SPECIALTY STATS

Opponent	Paint	Pts off T/O	2ndCh	FastB	Bench
NORTH DAKOTA	30	13	1	11	30
ALABAMA	44	15	8	24	25
ST. JOHN'S	40	7	15	21	22
ALABAMA	54	19	19	21	23
PURDUE	30	8	16	0	20
ALABAMA	22	9	7	13	14
ILLINOIS	40	6	16	11	17
ALABAMA	30	9	14	16	32
GONZAGA	52	14	25	16	18
ALABAMA	42	9	10	10	27
UNLV	42	10	7	4	9
ALABAMA	42	15	16	16	38
MARYLAND	30	12	8	5	22
ALABAMA	48	12	14	16	36
CLEMSON	50	4	6	12	35
ALABAMA	32	8	14	7	15
UTSA	20	5	7	13	10
ALABAMA	30	34	22	29	52
ARIZONA	44	22	15	19	25
ALABAMA	20	9	2	18	15
SOUTH FLORIDA	36	22	29	14	22
ALABAMA	30	20	18	9	42
KENNESAW STATE	38	10	18	11	42
ALABAMA	42	22	15	15	25
YALE	32	8	20	6	21
ALABAMA	20	11	23	7	35
KENTUCKY	36	15	15	14	32
ALABAMA	32	14	13	4	27
VANDERBILT					
ALABAMA					
TEXAS					
ALABAMA					
MISSISSIPPI STATE					
ALABAMA					
OKLAHOMA					
ALABAMA					
TENNESSEE					
ALABAMA					
MISSOURI					
ALABAMA					
FLORIDA					
ALABAMA					
TEXAS A&M					
ALABAMA					
AUBURN					
ALABAMA					
OLE MISS					
ALABAMA					
SOUTH CAROLINA					
ALABAMA					
ARKANSAS					
ALABAMA					
LSU					
ALABAMA					
MISSISSIPPI STATE					
ALABAMA					
TENNESSEE					
ALABAMA					
GEORGIA					
ALABAMA					
AUBURN					
ALABAMA					
OPPONENT Totals	**510**	**156**	**198**	**157**	**325**
Average/Game	**36.4**	**11.1**	**14.1**	**11.2**	**23.2**
ALABAMA Totals	**456**	**198**	**181**	**201**	**372**
Average/Game	**32.6**	**14.1**	**12.9**	**14.4**	**26.6**

ALABAMA BASKETBALL NOTES

- **Non-Conference Success:** For the first time under head coach Nate Oats and first time since the 2011-12 season, Alabama won 11 games during its non-conference schedule in 2024-25
    - Last season, Alabama's non-conference opponents posted a winning percentage of .701 last season, which ranked as the ninth-highest winning percentage in the country
    - The Crimson Tide's three AP Top-25 wins was tied for the most wins in non-conference play under head coach Nate Oats, matching the 2022-23 season
- **Strength of Schedule:** After having the No. 1 strength of schedule in the nation over the last four seasons, Alabama has put together one of the toughest schedules in the country yet again. Last season, Alabama played the toughest schedule in Division I and the toughest schedule in the KenPom era (24 seasons)
    - Alabama has 12 games (10 opponents) against teams ranked in the Associated Press Top 25 Preseason Poll and 16 games including teams recieving votes in the top-25 poll
    - Five out of the 13 games the Crimson Tide will play in its non-conference schedule are against teams ranked or receiving votes in the AP Top 25 Preseason Poll
    - The SEC has six teams ranked in the AP Top 25 Preseason Poll, tied for most of any conference in the country
- **Preseason Recognition:** Alabama was ranked No. 15 in the Associated Press Preseason Top-25 poll, marking the 31st conesecutive AP poll that Alabama has been featured on
    - The Crimson Tide was picked to finish fourth in the Southeastern Conference as voted on by a select panel of both SEC and national media members
    - Alabama had a pair of players projected by the SEC and national media to make the All-SEC postseason teams, including Labaron Philon Jr. (All-SEC First Team) and Aden Holloway (All-SEC Third Team)
    - Labaron Philon Jr. was also named to the Bob Cousy Point Guard of the Year Watch List for this season
- **Tide Hoops in the NBA:** Alabama is well represented in the NBA this season as the Tide currently have nine players on NBA rosters
    - During the Oats era, Alabama has produced four NBA Draft first round picks (Noah Clowney, Brandon Miller, Joshua Primo and Kira Lewis Jr.)

BAMA IN THE PROS

- Here is a list of the former Alabama players that are currently playing professionally:

Player	Team
Charles Bediako	Detroit Pistons/Motor City Cruise*
Jordan Bruner	Tachikawa Dice (Japan)
Noah Clowney	Brooklyn Nets*
JD Davison	Houston Rockets*
Keon Ellis	Sacramento Kings*
Noah Gurley	Iwate Big Bulls* (Japan)
Donta Hall	Olympiacos (Greece)
Herbert Jones	New Orleans Pelicans*
Kira Lewis Jr.	Milwaukee Bucks/Wisconsin Herd*
Brandon Miller	Charlotte Hornets*
Grant Nelson	Brooklyn Nets/Long Island Nets*
Retin Obasohan	Manresa (Spain)
Clifford Omrouyi	Maccabi Tei Aviv (Israel)
Levi Randolph	Zenit Saint Petersburg (Russia)
Alex Reese	Portland Trail Blazers/Rip City Remix*
Mark Sears	Milwaukee Bucks/Wisconsin Herd*
Jaden Shackelford	Phoenix Suns/Valley Suns*
Collin Sexton	Charlotte Hornets
Chris Youngblood	Oklahoma City Thunder/Oklahoma City Blue*

**Played for Nate Oats*

RECORD WHEN...

At home	6-1
On the road	1-0
At neutral sites	4-2
In SEC games	1-0
SEC home games	1-0
SEC road games	0-0
In non-conference games	10-3
In postseason games	0-0
In overtime	0-0
In games decided by ...	
3 points or less (one possession games)	0-0
4-6 points or less (two possession games)	2-0
7 points or more	9-3
Leading at the half	10-1
Trailing at the half	1-2
Tied at the half	0-0
Shooting 40% or better	10-3
Shooting less than 40%	1-0
Opponent 40% or better	6-3
Opponent shoots less than 40%	5-0
Shooting same or better than opponent	10-1
Shooting worse than opponent	1-2
Outrebounding opponent	7-0
Opponent outrebounds UA	4-3
Rebounds are tied	0-0
70% or better on FT	10-2
less than 70% on FT	1-1
More FT att. than opponent	8-0
Less FT att. than opponent	3-3
Same FT att. as opponent	0-0
40% or better on 3PT	2-0
Less than 40% on 3PT	9-3
More turnovers than opponent	4-2
Less turnovers than opponent	7-1
Same turnovers as opponent	0-0
Scoring 80 or more points	11-2
Scoring 70-79 points	0-1
Scoring 60-69 points	0-0
Scoring 50-59 points	0-0
Scoring less than 50 points	0-0
Allowing 80 or more points	5-3
Allowing 70-79 points	4-0
Allowing 60-69 points	1-0
Allowing 50-59 points	1-0
Allowing less than 50 points	0-0
On Sunday	2-0
On Monday	2-1
On Tuesday	1-0
On Wednesday	4-0
On Thursday	0-1
On Friday	0-0
On Saturday	2-1
In November	5-2
In December	5-1
In January	1-0
In February	0-0
In March	0-0
In April	0-0

ALABAMA BASKETBALL NOTES

- **Success in the SEC:** Since Oats arrived at Alabama in 2019-20, the Crimson Tide has won a league-best 76 SEC contests and 156 overall wins, which ranks No. 1 in the conference.

Teams	SEC Wins
1. ALABAMA	**76**
T2. Auburn	72
T2. Kentucky	72
4. Tennessee	70
5. Florida	63
6. Texas A&M	57
7. Arkansas	56
8. Mississippi St.	52
9. LSU	46
T10. South Carolina	42
T10. Missouri	42
12. Ole Miss	40
13. Vanderbilt	37
14. Georgia	34
T15. Texas	7
T15. Oklahoma	6

Teams	Overall Wins
1. ALABAMA	**156**
2. Auburn	155
3. Tennessee	154
4. Arkansas	144
5. Florida	139
T6. Texas	138
T6. Kentucky	138
8. Texas A&M	131
9. Mississippi St.	128
10. Oklahoma	120
11. LSU	119
12. Missouri	109
13. Ole Miss	108
14. Georgia	105
15. Vanderbilt	104
16. South Carolina	100

AWARDS TRACKER

LABARON PHILON

- First Team All-SEC
- Coaches Preseason First Team All-SEC
- NABC Player of the Year Watch List
- Bob Cousy Point Guard of the Year Preseason Top 20 Watch List
- Oscar Robertson Preseason Watch List
- John Wooden Award Preseason Top 50
- SEC Player of the Week: Nov. 10, Nov. 24 & Dec. 8

ADEN HOLLOWAY

- Third Team All-SEC
- Coaches Preseason Third Team All-SEC

AMARI ALLEN

- SEC Freshman of the Week: Nov. 24 & Dec. 1

TEAM AWARDS

- NCAA Team of the Week: Nov. 10

BLUE COLLAR PTS

The Hard Hat Award is something created by head coach Nate Oats which is handed out to a Crimson Tide men's basketball player at the end of each game. The Blue Collar point system accumulates over the course of a game with the highest game total receiving the Hard Hat. Deflections, steals, blocks, rebounds and loose balls count for one point. Offensive rebounds are worth 1.5 points, floor dives are two and charges are worth four points.

OPPONENT	TEAM TOTAL	HARD HAT AWARD
North Dakota	107.0	Amari Allen (22.5)
No. 5/6 St. John's	106.5	Taylor Bol Bowen (26.0)
No. 2/1 Purdue	76.0	Labaron Philon Jr. (13.0)
No. 8/8 Illinois	102.5	Amari Allen (21.0)
No. 13/12 Gonzaga	95.5	Keitenn Bristow (20.5)
UNLV	96.5	Taylor Bol Bowen (13.5)
Maryland	95.5	Aiden Sherrell (22.5)
Clemson	95.5	Aiden Sherrell (23.0)
UTSA	141.0	Amari Allen (27.0)
Arizona	59.5	Labaron Philon Jr. (18.0)
South Florida	114.5	Aiden Sherrell (21.5)
Kennesaw State	97.5	Latrell Wrightsell Jr. (15.0)
Yale	87.5	Amari Allen (17.0)
Kentucky	96.5	Amari Allen (19.0)
Vanderbilt		
Texas		
Mississippi State		
Oklahoma		
Tennessee		
Missouri		
Florida		
Texas A&M		
Auburn		
Ole Miss		
South Carolina		
Arkansas		
LSU		
Mississippi State		
Tennessee		
Georgia		
Auburn		

HARD HAT WINNERS

Amari Allen	5
Aiden Sherrell	4
Taylor Bol Bowen	2
Labaron Philon Jr.	2
Keitenn Bristow	1
Latrell Wrightsell Jr.	1

CUMULATIVE BLUE COLLAR POINTS TOTAL

Amari Allen	213.0
Aiden Sherrell	188.5
Houston Mallette	156.5
Labaron Philon Jr.	142.0
Taylor Bol Bowen	132.5
London Jemison	84.0
Latrell Wrightsell Jr.	80.5
Noah Williamson	74.0
Davion Hannah	73.5
Aden Holloway	68.5
Collins Onyejiaka	10.5
TOTALS	***1371.5***

BREAKING DOWN THE STARTING LINEUP

Opponent (W/L)	G	G	G	F	C
vs. North Dakota	Philon Jr.	Mallette	Allen	Bol Bowen	Sherrell
at No. 5/6 St. Johns	Philon Jr.	Holloway	Mallette	Bol Bowen	Sherrell
vs. No. 2/1 Purdue	Philon Jr.	Holloway	Mallette	Bol Bowen	Sherrell
vs. No. 8/8 Illinois	Philon Jr.	Holloway	Wrightsell Jr.	Bol Bowen	Sherrell
vs. No. 12/10 Gonzaga	Philon Jr.	Holloway	Mallette	Bol Bowen	Sherrell
vs. UNLV	Philon Jr.	Holloway	Mallette	Bol Bowen	Sherrell
vs. Maryland	Philon Jr.	Holloway	Mallette	Bol Bowen	Sherrell
vs. RV/RV Clemson	Philon Jr.	Mallette	Allen	Bol Bowen	Sherrell
vs. UTSA	Philon Jr.	Mallette	Wrightsell Jr.	Allen	Sherrell
vs. No. 1/2 Arizona	Philon Jr.	Holloway	Wrightsell Jr.	Bol Bowen	Sherrell
vs. South Florida	Philon Jr.	Holloway	Wrightsell Jr.	Jemison	Sherrell
vs. Kennesaw State	Philon Jr.	Holloway	Mallette	Allen	Sherrell
vs. NR/RV Yale	Holloway	Mallette	Allen	Bol Bowen	Sherrell
vs. RV/RV Kentucky	Philon Jr.	Holloway	Wrightsell Jr.	Allen	Sherrell
at Vanderbilt					
vs. Texas					
at Mississippi State					
at Oklahoma					
vs. Tennessee					
vs. Missouri					
at Florida					
vs. Texas A&M					
at Auburn					
at Ole Miss					
vs. South Carolina					
vs. Arkansas					
at LSU					
vs. Mississippi State					
at Tennessee					
at Georgia					
vs. Auburn					

Consecutive starts: N/A

Number of different starting lineups: 8
Record by Lineup (bold indicates most recent lineup)

1-0	**Philon Jr., Holloway, Wrightsell Jr., Allen, Sherrell**
1-0	Holloway, Mallette, Allen, Bol Bowen, Sherrell
1-0	Philon Jr., Holloway, Mallette, Allen, Sherrell
1-0	Philon Jr., Holloway, Wrightsell Jr., Jemison, Sherrell
1-1	Philon Jr., Holloway, Wrightsell Jr., Bol Bowen, Sherrell
1-0	Philon Jr., Mallette, Wrightsell Jr., Allen, Sherrell
3-2	Philon Jr., Holloway, Mallette, Bol Bowen, Sherrell
2-0	Philon Jr., Mallette, Allen, Bol Bowen, Sherrell

DUNKS

Sherrell	11
Allen	6
Philon Jr.	4
Bol Bowen	3
Hannah	2
Jemison	2
Martin	1
Onyejiaka	1
Bristow	1
Bethea	1
Williamson	1
TOTALS	***33***

FLOOR DIVES

Mallette	9
Allen	7
Jemison	6
Wrightsell Jr.	6
Bol Bowen	5
Hannah	4
Holloway	4
Philon Jr.	3
Williamson	3
Bethea	2
Sherrell	1
TOTALS	***50***

SEASON DEFLECTIONS

Philon Jr.	36
Allen	34
Wrightsell Jr.	21
Hannah	19
Holloway	19
Sherrell	19
Mallette	18
Williamson	15
Bethea	13
Bol Bowen	11
Bristow	10
Jemison	8
Murphy Jr.	1
TOTALS	***206***

SEASON CHARGES

Allen	1
Bethea	1
Philon Jr.	1
Wrightsell Jr.	1
Bethea	1
TOTALS	***5***

BY THE NUMBERS

4
Since arriving to campus, Nate Oats has won four of the 13 SEC trophies that have been handed out during that span, which is an SEC-best winning a pair of SEC season champoinships and two SEC tournament titles

7
Ranked No. 7 overall 2025 signing class according to On3 and it is the first time in program history UA has had six straight top-15 signing classes in the modern era

11
Former UA players under head coach Nate Oats that are currently on an NBA roster or an NBA G League roster

8
Alabama has 8 opponents on its schedule that are currently ranked in the AP Top 25 Poll

24
Alabama welcomes the No. 24 overall transfer signing class by 247Sports, highlighted by 2024 McDonal'd High School All-American Jalil Bethea, WAC Freshman of the Year Keitenn Bristow and the Patriot League Player of the Year Noah Williamson

76
In his first six seasons at Alabama, Nate Oats has won 76 SEC contests, which is the most in the conference

156
The Tide has won 156 games over the past seven years under Nate Oats, which ties for first in the SEC during that span (21.9 wins per season)

867
Number of SEC wins for Alabama, which ranks second among all league teams (Kentucky has 1,068). The Crimson Tide's SEC winning percentage of .596 is tied for second-best with Tennessee and behind Kentucky (.772)

1,832
Number of all-time wins for Aabama in 111 years of basketball, which ranks third in the SEC behind Kentucky and Arkansas

THE TIDE AMONG THE BEST
Alabama has been one of the most successful programs in the country over the last six seasons. Over the past six seasons, Alabama has won 140 games, which ranks No. 8 in the country and No. 1 in the SEC.

SEC TEAMS	NUMBER OF WINS
1. ALABAMA	**140**
2. Tennesee	137
3. Auburn	130
4. Arkansas	124
5. Florida	120
6. Texas	119
7. Texas A&M	115
8. Kentucky	113
9. Mississippi State	108
10. Oklahoma	101
11. LSU	98
12. Missouri	94
T13. Ole Miss	93
T13. Vanderbilt	93
15. Georgia	89
16. South Carolina	82

TEAM	NUMBER OF WINS
1. Houston	173
2. Gonzaga	159
T3. Purdue	147
T3. Duke	147
5. Drake	145
6. UConn	144
7. Arizona	143
8. ALABAMA	**140**
T9. Kansas	137
T9. Tennessee	137
T9. Saint Mary's (CA)	137
12. UAB	135
13. San Diego St.	134
T14. Baylor	132
T14. North Carolina	132
16. VCU	131

VANDERBILT HISTORY

Overall Series Record ..... Alabama leads, 78-71
Last Five Contests ..... Alabama leads, 4-1
Last 10 Contests ..... Alabama leads, 8-2
At Vanderbilt ..... Vanderbilt leads, 44-26 (Alabama Streak: won 5)
At Alabama ..... Alabama leads, 48-20 (Alabama Streak: won 3)
At Coleman Coliseum ..... Alabama leads, 27-13
Neutral Site ..... Kentucky leads, 28-6
Series Streak ..... Alabama's streak is currently at 4
Last Meeting ..... Jan. 21, 2025 (No. 4 Alabama defeated Vanderbilt 103-87)

ABOUT VANDERBILT

• Vanderbilt head coach Mark Byington is the fastest Vanderbilt coach to win 30 games and is the first coach in program history to start 12-0 in both his first and second season at the helm

• The Commodores is 13-0 for the for the second time in program history and the first time since the 2007-08 season

• Ranked No. 11 in the AP Top 25 Poll, it is Vandy's highest ranking since the 2011-12 preseason poll and its best in-season mark since finishing No. 8 in the 1992-93 season

• Averaging 19.7 assists per game, Vanderbilt ranks No. 8 in the country in assist/turnover ratio (1.9)

• Tyler Nickel is converting 3.7 three-pointers per contest, which ranks No. 1 in the SEC and No. 7 in the country

• Vandy is averaging 10 steals per game, which is an SEC-best and ranks 16th in Division I

OATS' MCDONALD'S ALL-AMERICANS

Since Nate Oats arrived at Alabama in 2019, the Tide have had 10 players on its roster that were named McDonald's High School All-Americans.

2019-20
Jahvon Quinerly

2020-21
Jahvon Quinerly

2021-22
Nimari Burnett
JD Davison
Jahvon Quinerly

2022-23
Jaden Bradley
Nimari Burnett
Brandon Miller
Jahvon Quinerly

2023-24
N/A

2024-25
Aden Holloway
Derrion Reid
Aiden Sherrell

2025-26
Jalil Bethea
Aden Holloway
Aiden Sherrell

TIDE	TALE OF THE TAPE	VANDERBILT
2025-26	**Season**	**2025-26**
11-3	**Overall**	14-0
9-1	**Last 10**	10-0
4-1	**Last 5**	5-0
94.1	**PPG**	93.4
81.1	**OPP PPG**	70.7
+13.1	**Margin**	+22.7
.468	**FG%**	.512
.419	**FG% DEF**	.393
.361	**3PT%**	.379
.315	**3PT% DEF**	.280
13.2	**3PT MPG**	11.0
.760	**FT%**	.770
42.1	**RPG**	39.1
40.6	**OPP RPG**	31.7
+1.4	**Margin**	+7.4
17.6	**APG**	19.7
10.1	**TOs PG**	10.4
6.6	**BPG**	5.2
7.4	**SPG**	10.0

THE TIDE IN THE NATIONAL & CONFERENCE STATS

- Below is a breakdown of where UA ranks in the SEC and NCAA (numbers as of 1/5)

CATEGORY	STAT	SEC ONLY	NCAA
Three Point Attempts Per Game	36.6	1	1
Blocks Per Game	6.6	2	3
Three Pointers Per Game	13.2	1	2
Scoring Offense	94.1	3	7
Defensive Rebounds Per Game	29.0	3	17
Rebounds Per Game	42.1	4	18
Assist/TO Ratio	1.8	4	20
Turnovers Per Game	10.1	4	33
Assists Per Game	17.6	5	44
Effective Field Goal %	.565	7	48
Free Throw Percentage	76.0	4	54
Scoring Margin	13.1	11	56
Fastbreak Points	14.7	6	62
Offensive Rebounds Per Game	13.1	6	63
Bench Points Per Game	29.0	8	76
Three Point Percentage	36.1	5	80
Free Throws Made Per Game	17.2	10	87
Field Goal Percentage Defense	41.9	12	99
Three Point Percentage Defense	31.5	8	111
Free Throw Attempts Per Game	22.6	9	114
Field Goal Percentage	46.8	12	115
Steals Per Game	7.4	9	159
Turnover Margin	0.9	9	159
Rebound Margin	1.4	16	197
Fouls Per Game	19.1	13	286
Turnovers Forced Per Game	10.9	14	301
Scoring Defense	81.1	16	329

- Below is a breakdown of key stats in Alabama's wins compared to the same stats in its losses this year.

GAMES	POINTS PER GAME	FG%	3FG%	REBS PER GAME	ASTS PER GAME
	UA-OPP (MARGIN)	*UA / OPP*	*UA / OPP*	*UA / OPP (MARGIN)*	*UA / OPP*
Won (11)	98.0-77.9 (+20.1)	.474/.407	.362/.303	44.8/37.9 (+6.9)	18.5/13.0
Lost (3)	80.0-92.7 (-12.7)	.444/.459	.356/.362	32.0/50.7 (-18.7)	14.0/15.0

When Nate Oats was formally introduced as head men's basketball coach at The University of Alabama on March 28, 2019, he promised fans would see an entertaining, up-tempo and fast-paced style of play. And that's exactly what he has delivered during his five years in Tuscaloosa highlighted by Alabama's first-ever appearance in the NCAA Final Four.

Oats continues to lead the Crimson Tide men's basketball resurgence to national prominence, having guided his team to 117 wins, highlighted by a pair of SEC Regular Season championships, two SEC Tournament championships, three trips to the Sweet 16 and the program's first ever appearance in the Final Four. Oats the only coach in program history to win multiple SEC regular season and tournament championships. He has compiled a record of 117-54 (.684) in his five years at The Capstone. In fact, in his nine years as a head coach, Oats owns an impressive record of 213-97 (.687) and has led his teams to NCAA Tournament appearances seven separate times with one of those years being the global pandemic.

After agreeing to contract extensions in 2021 and 2023, Oats received a third contract extension during the 2024 season that is set to keep him in charge of the Crimson Tide basketball program through the 2030 season.

OATS' TIMELINE

- **1997-2000** — **Maranatha Baptist University**, Assistant Coach
- **2000-2002** — **University of Wisconsin-Whitewater**, Assistant Coach
- **2002-2013** — **Romulus High School**, Head Coach
- **2013-2015** — **University of Buffalo**, Assistant Coach
- **2015-2019** — **University of Buffalo**, Head Coach
- **2019-current** — **University of Alabama**, Head Coach

Alabama Highlights

- Compiled 117 wins in his first five seasons highlighted by a pair of SEC Regular Season championships, two SEC Tournament championships, three trips to the Sweet 16 and the program's first-ever appearance in the Final Four (2024)
- Became the fastest coach in program history reach 100 wins at UA
- Coached six players that have been selected in the NBA Draft, including tying the program-record for highest draft pick in program history in Brandon Miller (Selected No. 2 by the Charlotte Hornets in the 2023 NBA Draft)
- Guided Alabama to the 2024 Final Four, the first time UA has appeared in the Final Four after defeating Charleston, Grand Canyon, North Carolina and Clemson
- Led the Crimson Tide to the overall No. 1 seed in the 2023 NCAA Tournament for the first time in program history
- Won a program-record 31 games in 2023 including sweeping the SEC regular season and tournament championships
- In his five seasons at Alabama, Oats has won 62 Southeastern Conference games, which is tied for most in the SEC along with Kentucky during that span
- Oats and the Crimson Tide have risen to the challenge as Alabama has 18 AP Top 25 wins including defeating the No. 1 team in the country twice during the 2022-23 season, becoming the first team since 1965-66 (Duke) with multiple wins over the AP No. 1 team before the New Year.
- 2021 SEC Coach of the Year after leading the Tide to the 2021 SEC regular season and tournament championships in his second season at Alabama
- Since arriving on campus, Oats has signed five consecutive top-15 signing classes, including the No. 2 recruiting class in the country in 2024, the highest-ranked recruiting class in program history
- Coached Brandon Miller who became the first SEC player to win SEC Freshman of the Year, Player of the Year and Tournament MVP in the same season

CAREER HISTORY AND RESULTS

UNIVERSITY OF BUFFALO, HEAD COACH, 2015-19

Year	Record	Pct.	MAC Record	Pct.	Postseason
2015-16	20-15	.571	10-8	.556	NCAA First Round
2016-17	17-15	.531	11-7	.611	
2017-18	27-9	.750	15-3	.833	NCAA Second Round
2018-19	32-4	.889	16-2	.889	NCAA Second Round
Total (4)	***96-43***	***.696***	***52-20***	***.722***	

UNIVERSITY OF ALABAMA, HEAD COACH, 2019-PRESENT

Year	Record	Pct.	SEC Record	Pct.	Postseason
2019-20	16-15	.516	8-10	.444	NA
2020-21	26-7	.788	16-2	.889	NCAA Tournament Sweet 16
2021-22	19-14	.575	9-9	.500	NCAA Tournament First Round
2022-23	31-6	.838	16-2	.889	NCAA Tournament Sweet 16
2023-24	25-12	.676	13-5	.722	NCAA Tournament Final Four
2024-25	28-9	.757	13-5	.722	NCAA Tournament Elite 8
2025-26	11-3	.786	1-0	1.000	
Total (7)	***156-66***	***.703***	***76-33***	***.697***	
Total (11)	***252-109***	***.698***	***128-53***	***.707***	

HONORS

SEC Coach of the Year (2021)
MAC Coach of the Year (2018, 2019)
NABC District Coach of the Year (2018, 2019)
4x Regular Season Champions (2x MAC, 2x SEC)

POSTSEASON

5x Conference Tournament Champions (MAC 3x, SEC 5x)
7 NCAA Tournaments
4 Sweet 16 Appearances
2 Elite Eights
1 Final Four

COACHING TREE

Alabama Asst. Coach 2023-2025	**Ryan Pannone**	**Arkansas State** Head Coach 2025-current
Alabama Asst. Coach 2023-2024	**Austin Claunch**	**UTSA** Head Coach 2024-current
Alabama Asst. Coach 2008-2023	**Antoine Pettway**	**Kennesaw State** Head Coach 2023-current
Alabama Asst. Coach 2019-2023	**Bryan Hodgson**	**South Florida** Head Coach 2025-current
Alabama Asst. Coach 2019-2023	**Charlie Henry**	**Georgia Southern** Head Coach 2023-current

MEET THE STAFF

PRESTON MURPHY
Assistant Coach

• Enters his third season as an assistant coach with the Crimson Tide
• Known as an elite recruiter, Murphy spearheaded Alabama's 2025 signing that was ranked No. 7 in the country and the 2024 signing class that was ranked No. 2 in the country, the highest ranked recruiting class in the program's history
• Played collegiately at Rhode Island, scoring 1,218 career points and ranks third all-time on Rhode Island's list of career three-pointers made (181)

BRIAN ADAMS
Assistant Coach

• Entering his second season at Alabama
• Has a decades worth of coaching in the NBA ranks, working with players that include Cade Cunningham, Joel Embiid, Blake Griffin, James Harden and Chris Paul
• Known for his ability to create an identity on the defensive end of the court, which includes six top-5 defenses throughout his time in the NBA, including the No. 1 defense in 2008 with the NBA champion Boston Celtics

CHRIS FLEMING
Assistant Coach

• Enter his first season at Alabama
• Has a decades worth of coaching in the NBA ranks, working with 11 NBA All-Stars during his 10 years spent coaching in the NBA, including Demar DeRozan, Nikola Jokic, Brooke Lopez, Lauri Markkanen and D'Angelo Russell
• Coached NBA Champion, Dirk Nowitzki, along with Dennis Schroeder and Daniel Theis during his time coaching the German National Team

ADAM BAUMAN
Director of Scouting and Analytics

• In his seventh season at Alabama and in his third year serving as the program's director of scouting and analytics
• Responsible for overseeing the budget, scheduling, all analytics, recruiting coordinator, advance scouting and camps, among other duties

ERWIN DUDLEY
Special Assistant to the Head Coach

• Begins his first season as Special Assistant to the Head Coach and his third season overall at Alabama
• Spent the last two seasons as graduate assistant for the Crimson Tide
• One of six Alabama players to be named SEC Player of the Year while leading Alabama to an SEC Western Division title in 2002



CHRISTIAN PINO
Director of Player Development

• In his seventh season at Alabama and in his fourth year serving as the program's director of player development
• Responsible for skill development, as well as assisting with practice plans and game charts.

BRADY GOKA
Video Coordinator

• In his second season on the staff after spending the previous four years as a graduate assistant and student manager
• Responsible for assisting with Bamalytics, charting live in-game stats and creating postgame reports

Director of Basketball Operations - Josh Pierre • Athletic Trainer - Clarke Holter • Strength & Conditioning Coach - Henry Barrera • Nutrionist - Amanda Branson

0 LABARON PHILON JR.

Mobile, Ala.
Link Academy

Guard / Sophomore / 6-4 / 185

CAREER HIGHS

Points	29	3x, last vs. South Florida (12/17/25)
Rebounds	10	vs. Arizona (12/13/25)
Assists	9	2x, last vs. Illinois (11/20/24)
Steals	5	at Tennessee (3/1/25)
Blocks	2	vs. UNC Asheville(11/4/24)
Minutes	37	vs. Gonzaga (11/24/25)
Field Goals	11	vs. Gonzaga (11/24/25)
FG Att.	18	2x, last vs. Gonzaga (11/24/25)
3-Point FG	3	11x, last vs. South Florida (12/17/25)
3-Point Att.	7	2x, last vs. Clemson (12/3/25)
Free Throws	8	vs. Clemson (12/3/25)
FT Att.	10	vs. Arizona (12/13/25)

2025-26 SEASON HIGHS

Points	29	3x, last vs. South Florida (12/17/25)
Rebounds	10	vs. Arizona (12/13/25)
Assists	8	vs. North Dakota (11/3/25)
Steals	4	2x, last vs. Kennesaw State (12/21/25)
Blocks	1	4x, last vs. South Florida (12/17/25)
Minutes	37	vs. Gonzaga (11/24/25)
Field Goals	11	vs. Gonzaga (11/24/25)
FG Att.	18	2x, last vs. Gonzaga (11/24/25)
3-Point FG	3	6x, last vs. South Florida (12/17/25)
3-Point Att.	7	vs. Clemson (12/3/25)
Free Throws	8	vs. Clemson (12/3/25)
FT Att.	10	vs. Arizona (12/13/25)

MISCELLANEOUS STATS

CATEGORY	2025-26	CAREER
Double-digit scoring	13	34
20+ point games	9	11
Double-digit rebounding	1	1
Double-doubles	1	1
Led UA in scoring	8	11
Led UA in rebounding	2	3
Led UA in three-pointers	5	9
Led UA in assists	8	20
Led UA in steals	5	20
Led UA in blocks	1	3
5+ assist games	9	20
3+ three-pointers	6	11
3+ steal games	4	10
3+ block games	0	0

PHILON JR.'S NOTES

NCAA

2025-26 Alabama Men's Basketball
Individual Game-by-Game
All games

#0 PHILON, Labaron

				Total		3-Pointers		Free throws		Rebounds										
Opponent	Date	GS	MIN	FG-FGA	PCT	3FG-3FGA	PCT	FT-FTA	PCT	OFF	DEF	TOT	AVG	PF	A	TO	BLK	STL	PTS	AVG
North Dakota	11/03/2025	*	30:51	9-13	.692	2-4	.500	2-2	1.000	0	3	3	3.0	0	8	4	1	0	22	22.0
at St. John's (NY)	11/08/2025	*	28:56	10-17	.588	2-5	.400	3-6	.500	1	2	3	3.0	4	3	1	0	1	25	23.5
Purdue	11/13/2025	*	27:56	5-14	.357	1-6	.167	0-1	.000	0	4	4	3.3	2	7	4	1	3	11	19.3
vs Illinois	11/19/2025	*	24:44	9-18	.500	3-6	.500	3-4	.750	2	0	2	3.0	4	5	1	0	1	24	20.5
vs Gonzaga	11/24/2025	*	36:54	11-18	.611	3-6	.500	4-7	.571	0	0	0	2.4	3	7	6	0	2	29	22.2
vs UNLV	11/25/2025	*	22:42	6-10	.600	0-3	.000	1-3	.333	1	3	4	2.7	1	4	2	0	2	13	20.7
vs Maryland	11/26/2025	*	25:09	7-11	.636	2-4	.500	4-4	1.000	0	4	4	2.9	3	6	5	0	0	20	20.6
Clemson	12/03/2025	*	33:15	9-17	.529	3-7	.429	8-8	1.000	0	1	1	2.6	4	3	2	0	0	29	21.6
UTSA	12/07/2025	*	22:13	7-11	.636	3-6	.500	3-4	.750	2	5	7	3.1	1	6	0	0	4	20	21.4
vs Arizona	12/13/2025	*	34:06	7-16	.438	3-6	.500	7-10	.700	0	10	10	3.8	0	5	5	1	0	24	21.7
South Fla.	12/17/2025	*	31:14	10-15	.667	3-5	.600	6-7	.857	0	3	3	3.7	1	7	1	1	0	29	22.4
vs Kennesaw St.	12/21/2025	*	26:39	7-16	.438	2-6	.333	1-2	.500	0	2	2	3.6	0	6	2	0	4	17	21.9
Kentucky	01/03/2026	*	27:57	6-16	.375	0-6	.000	5-6	.833	0	4	4	3.6	3	3	1	0	3	17	21.5
Totals		**13**	**372:36**	**103-192**	**.536**	**27-70**	**.386**	**47-64**	**.734**	**6**	**41**	**47**	**3.6**	**26**	**70**	**34**	**4**	**20**	**280**	**21.5**

Player Averages

Games Played	Minutes/ game	Points/ game	FG Pct	3FG Pct	FT Pct	Rebounds/ game	Assists/ game	Turnovers/ game	Assist/Turnover ratio	Steals/ game	Blocks/ game
13	28.7	21.5	53.6	38.6	73.4	3.6	5.4	2.6	2.1	1.5	0.3

2024-25

- An SEC All-Freshman Team honoree, becoming the eighth UA freshman to receive the honor under Coach Oats
- A three-time SEC Freshman of the Week honoree and one of three SEC freshmen to win the honor three times throughout the 2024-25 season
- Played in all 37 games including 29 starts
- Averaged 10.6 points, 3.3 rebounds, 3.8 assists and 1.4 steals per game
- Ranked No. 8 in the SEC in assists and No. 4 in assist/turnover ratio (2.2)
- Scored double-figures in 21 contests including a season-high 21 on Dec. 29 vs. South Dakota State and March 14 vs. Kentucky
- Led Alabama in assists in 12 contests, dishing out a season-high nine assists in the season opener vs. UNC Asheville and Nov. 20 vs. Illinois

Prep

- Ranked as the No. 30 overall recruit by ESPN, No. 32 by 247Sports and No. 33 by On3 in the class of 2024
- Ranked as the No. 5 point guard in the 2024 class by On3
- Finished his high school career at Link Academy in Missouri
- Originally from Mobile, Ala., Philon was named Mr. Basketball while at Baker High School
- In his final season at Barker, Philon averaged 35.0 points, 6.2 rebounds, 3.9 assists and 2.6 steals per game in 2022-23.
- A two-time Class 7A Player of the Year, Philon scored 2,334 points in his three seasons at Barker
- Was AAU teammates with fellow Crimson Tide freshman Derrion Reid for Team Thad in 2023
- Averaged 12.6 points and 4.5 assists on the Nike EYBL Circuit for Team Thad

PHILON JR.'S CAREER STATS

Year	GP	GS	Min	Avg	FG	FGA	Pct	3FG	3FGA	Pct	FT	FTA	Pct	Off	Def	Tot	Avg	PF	FO	Ast	TO	Blk	Stl	Pts	Avg
2024-25	37	29	914	24.7	142	314	.452	39	124	.315	69	90	.767	32	90	122	3.3	62	1	140	64	12	50	392	10.6
2025-26	13	13	373	28.7	103	192	.536	27	70	.386	47	64	.734	6	41	47	3.6	26	0	70	34	4	20	280	21.5
TOTAL	**50**	**42**	**1287**	**25.7**	**245**	**506**	**.484**	**66**	**194**	**.340**	**116**	**154**	**.753**	**38**	**131**	**169**	**3.4**	**88**	**1**	**210**	**98**	**16**	**70**	**672**	**13.4**

1

JALIL BETHEA

Philadelphia, Pa.
Miami
Archbishop Wood

Guard / Sophomore / 6-5 / 190

CAREER HIGHS

Points	21	2x, last vs. UTSA (12/8/25)
Rebounds	6	3x, last vs. UTSA (12/8/25)
Assists	5	at California (1/25/25)
Steals	3	Mount St. Mary's (12/21/24)
Blocks	1	3x, last vs. Kennesaw State (12/21/25)
Minutes	32	Syracuse (2/11/25)
Field Goals	6	3x, last vs. UTSA (12/8/25)
FG Att.	14	Duke (2/25/25)
3-Point FG	5	vs. UTSA (12/8/25)
3-Point Att.	10	vs. UTSA (12/8/25)
Free Throws	6	Syracuse (2/11/25)
FT Att.	7	Syracuse (2/11/25)

2025-26 SEASON HIGHS

Points	21	vs. UTSA (12/8/25)
Rebounds	6	vs. UTSA (12/8/25)
Assists	2	4x, last vs. Yale (12/29/25)
Steals	2	vs. UTSA (12/8/25)
Blocks	1	vs. Kennesaw State (12/21/25)
Minutes	22	vs. UTSA (12/8/25)
Field Goals	6	vs. UTSA (12/8/25)
FG Att.	12	vs. UTSA (12/8/25)
3-Point FG	5	vs. UTSA (12/8/25)
3-Point Att.	10	vs. UTSA (12/8/25)
Free Throws	5	vs. South Florida (12/17/25)
FT Att.	6	vs. South Florida (12/17/25)

MISCELLANEOUS STATS

CATEGORY	2025-26	CAREER
Double-digit scoring	3	12
20+ point games	1	2
Double-digit rebounding	0	0
Double-doubles	0	0
Led UA in scoring	1	1
Led UA in rebounding	0	0
Led UA in three-pointers	1	1
Led UA in assists	0	0
Led UA in steals	0	0
Led UA in blocks	0	0
5+ assist games	0	1
3+ three-pointers	2	5
3+ steal games	0	1
3+ block games	0	0

BETHEA'S NOTES

2025-26 Alabama Men's Basketball
Individual Game-by-Game
All games

Page 2/17
as of Jan 03, 2026

#1 BETHEA, Jalil

				Total		3-Pointers		Free throws		Rebounds											
Opponent	Date	GS	MIN	FG-FGA	PCT	3FG-3FGA	PCT	FT-FTA	PCT	OFF	DEF	TOT	AVG	PF	A	TO	BLK	STL	PTS	AVG
Clemson	12/03/2025		06:09	1-2	.500	0-1	.000	0-0	.000	1	2	3	3.0	1	2	0	0	0	2	2.0
UTSA	12/07/2025		21:56	6-12	.500	5-10	.500	4-4	1.000	0	6	6	4.5	1	2	0	0	2	21	11.5
vs Arizona	12/13/2025		02:37	1-2	.500	1-2	.500	1-2	.500	0	0	0	3.0	0	0	0	0	0	4	9.0
South Fla.	12/17/2025		13:32	0-4	.000	0-2	.000	5-6	.833	1	2	3	3.0	3	1	1	0	1	5	8.0
vs Kennesaw St.	12/21/2025		18:28	4-7	.571	1-3	.333	2-2	1.000	0	4	4	3.2	2	2	1	1	0	11	8.6
Yale	12/29/2025		19:34	4-7	.571	3-4	.750	4-4	1.000	1	2	3	3.2	0	2	1	0	0	15	9.7
Kentucky	01/03/2026		02:37	0-2	.000	0-2	.000	0-0	.000	0	0	0	2.7	1	0	0	0	0	0	8.3
Totals		**0**	**84:53**	**16-36**	**.444**	**10-24**	**.417**	**16-18**	**.889**	**3**	**16**	**19**	**2.7**	**8**	**9**	**3**	**1**	**3**	**58**	**8.3**

Player Averages

Games Played	Minutes/ game	Points/ game	FG Pct	3FG Pct	FT Pct	Rebounds/ game	Assists/ game	Turnovers/ game	Assist/Turnover ratio	Steals/ game	Blocks/ game
7	12.1	8.3	44.4	41.7	88.9	2.7	1.3	0.4	3.0	0.4	0.1

2024-25

- Averaged 7.1 points, 2.1 rebounds and 1.2 assists in 31 games in his freshman season
- Scored double-figures in nine games including a season-high 21 points on Feb. 11 vs. Syracuse
- One of five ACC freshmen to record 10+ points, 5+ rebounds and 5+ assists in a game in 2024-25
- Tallied three-plus assists on five occasions
- Named to the Jerry West Shooting Guard Preseason Top 20

Prep

- A 2024 McDonald's All-American selection and won the McDonald's Slam Dunk Contest
- Named the 2024 Pennsylvania Gatorade Player of the Year while being tabbed as the Pennsylvania Sports Writers Class 6A Player of the Year
- A 2024 Naismith Second Team All-American selection
- A consensus five-star, top-10 recruit in the nation
- Two-time Philadelphia Catholic League MVP (2024 Co-MVP, 2023)
- Two-time PIAA Class 6A First Team All-State honoree
- Archbishop Wood's all-time leading scorer at 1,693 points
- As a senior, averaged 22.7 points, 6 rebounds and 5 assists per game in 29 contests
- Helped Archbishop Wood reach PIAA-6A state semifinals (19-9 overall) in 2023-24
- Won Powerade JamFest Dunk Contest at the Final Four
- Participated in 2023 USA Basketball's Junior National minicamp
- Averaged 23.2 points per game as a junior at Archbishop Wood
- Helped Team Final to 2023 Nike EYBL regular season No. 1 ranking and Final Four of Peach Jam
- Averaged 18.6 points and shot 42.6 percent from 3-point range on Nike EYBL Circuit

BETHEA'S CAREER STATS

Year	GP	GS	Min	Avg	FG	FGA	Pct	3FG	3FGA	Pct	FT	FTA	Pct	Off	Def	Tot	Avg	PF	FO	Ast	TO	Blk	Stl	Pts	Avg
2024-25*	31	16	587	18.9	75	204	.368	30	92	.326	41	50	.820	3	62	65	2.1	43	0	36	34	2	18	221	7.1
2025-26	7	0	85	12.1	16	36	.444	10	24	.417	16	18	.889	3	16	19	2.7	8	0	9	3	1	3	58	8.3
TOTAL	**38**	**16**	**671**	**17.7**	**91**	**240**	**.379**	**40**	**116**	**.345**	**57**	**68**	**.838**	**6**	**78**	**84**	**2.2**	**51**	**0**	**45**	**37**	**3**	**21**	**279**	**7.3**

** Stats are from Miami (FL)*

2
ADEN HOLLOWAY

Charlotte, N.C.
Auburn
Prolific Prep

Guard / Junior / 6-1 / 180

CAREER HIGHS

Points	26	4x, last vs. Kentucky (1/3/26)
Rebounds	6	2x, last at Texas (2/11/25)
Assists	10	vs. Maryland (11/26/25)
Steals	3	2x, last vs. Kent State (12/22/24)
Blocks	1	2x, last vs. Vanderbilt (1/21/25)
Minutes	35	vs. Purdue (11/13/25)
Field Goals	9	4x, last vs. Yale (12/29/25)
FG Att.	21	vs. South Dakota State (12/29/24)
3-Point FG	8	vs. South Dakota State (12/29/24)
3-Point Att.	19	vs. South Dakota State (12/29/24)
Free Throws	6	2x, last vs. Kennesaw State (12/21/25)
FT Att.	8	vs. Kentucky (1/3/26)

2025-26 SEASON HIGHS

Points	26	3x, last vs. Kentucky (1/3/26)
Rebounds	4	3x, last vs. Kentucky (1/3/26)
Assists	10	vs. Maryland (11/26/25)
Steals	2	vs. South Florida (12/17/25)
Blocks	N/A	
Minutes	35	vs. Purdue (11/13/25)
Field Goals	9	3x, last vs. Yale (12/29/25)
FG Att.	18	at St. John's (11/8/25)
3-Point FG	6	vs. Kentucky (1/3/26)
3-Point Att.	10	2x, last vs. Yale (12/29/25)
Free Throws	6	2x, last vs. Kentucky (1/3/26)
FT Att.	8	vs. Kentucky (1/3/26)

MISCELLANEOUS STATS

CATEGORY	2025-26	CAREER
Double-digit scoring	10	42
20+ point games	6	10
Double-digit rebounding	0	0
Double-doubles	1	1
Led UA in scoring	4	13
Led UA in rebounding	0	1
Led UA in three-pointers	5	29
Led UA in assists	4	21
Led UA in steals	0	8
Led UA in blocks	0	0
5+ assist games	3	15
3+ three-pointers	7	28
3+ steal games	0	2
3+ block games	0	0

HOLLOWAY'S NOTES

2025-26 Alabama Men's Basketball
Individual Game-by-Game
All games

Page 3/17
as of Jan 03, 2026

#2 HOLLOWAY, Aden

				Total		3-Pointers		Free throws		Rebounds										
Opponent	Date	GS	MIN	FG-FGA	PCT	3FG-3FGA	PCT	FT-FTA	PCT	OFF	DEF	TOT	AVG	PF	A	TO	BLK	STL	PTS	AVG
at St. John's (NY)	11/08/2025	*	32:42	9-18	.500	2-9	.222	1-1	1.000	0	2	2	2.0	5	4	0	0	1	21	21.0
Purdue	11/13/2025	*	35:09	7-13	.538	5-9	.556	2-2	1.000	0	2	2	2.0	2	3	1	0	0	21	21.0
vs Illinois	11/19/2025	*	30:55	4-11	.364	2-8	.250	1-2	.500	1	2	3	2.3	2	3	1	0	1	11	17.7
vs Gonzaga	11/24/2025	*	28:21	4-15	.267	2-10	.200	3-3	1.000	1	2	3	2.5	2	2	0	0	1	13	16.5
vs UNLV	11/25/2025	*	24:57	9-14	.643	5-6	.833	3-3	1.000	1	3	4	2.8	3	4	2	0	0	26	18.4
vs Maryland	11/26/2025	*	26:57	5-9	.556	5-7	.714	2-2	1.000	0	3	3	2.8	2	10	2	0	0	17	18.2
vs Arizona	12/13/2025	*	20:33	0-2	.000	0-0	.000	0-0	.000	0	0	0	2.4	1	2	2	0	0	0	15.6
South Fla.	12/17/2025		28:24	8-14	.571	4-9	.444	4-4	1.000	0	4	4	2.6	1	3	2	0	2	24	16.6
vs Kennesaw St.	12/21/2025	*	27:13	4-10	.400	3-7	.429	6-6	1.000	0	1	1	2.4	1	2	0	0	0	17	16.7
Yale	12/29/2025	*	27:29	9-15	.600	5-10	.500	3-3	1.000	0	0	0	2.2	3	7	0	0	1	26	17.6
Kentucky	01/03/2026	*	33:42	7-11	.636	6-8	.750	6-8	.750	0	4	4	2.4	2	5	3	0	1	26	18.4
Totals		**10**	**316:22**	**66-132**	**.500**	**39-83**	**.470**	**31-34**	**.912**	**3**	**23**	**26**	**2.4**	**24**	**45**	**13**	**0**	**7**	**202**	**18.4**

Player Averages

Games Played	Minutes/ game	Points/ game	FG Pct	3FG Pct	FT Pct	Rebounds/ game	Assists/ game	Turnovers/ game	Assist/Turnover ratio	Steals/ game	Blocks/ game
11	28.8	18.4	50.0	47.0	91.2	2.4	4.1	1.2	3.5	0.6	0.0

2024-25

- Played in all 37 games coming off the bench, averaging 11.4 points, 1.9 rebounds and 1.9 assists
- Scored 422 points throughout the season, which ranks No. 101 on UA's all-time single-season scoring list
- Led UA in three-point percentage, shooting 41.2 percent from beyond the arc
- Scored 10 or more points in 24 games coming off the bench, which led the SEC
- Scored a career-high 26 points on Dec. 29 vs. South Dakota State converting a career-high eight three-pointers
- Led UA in three-pointers made in 11 contests
- Scored 23 points in the Sweet 16 vs. BYU, shooting 50 percent from the field and converted six three-pointers
- After scoring 257 points during his freshman season, Holloway increased his point total to 422 points

2023-24 (Auburn)

- A 2024 SEC All-Freshman Team selection
- Played in all 35 games including 26 starts as a freshman last season
- Averaged 7.3 points, 1.5 rebounds and 2.7 assists per game
- Made 52 three-pointers, which ranked No. 9 for most three-pointers made by a freshman in Auburn history
- Two-time SEC Freshman of the Week on Nov. 13 and Dec. 11
- Scored a season-high 24 points on Dec. 9 vs. Indiana

Prep

- A 2023 McDonald's High School All-American
- A five star recruit, Holloway was ranked as the No. 21 overall in the Class of 2023 by ESPN, No. 27 overall by 247Sports and No. 33 overall by Rivals
- The No. 6 point guard prospect in the class of 2023
- Led Prolific Prep to the No. 3 national ranking and 36-1 overall record averaging a team-best 18.5 points, 5.1 assists and 4.4 rebounds per game as a senior
- Started his playing career at Matthews (N.C.) Covenant Day School where he averaged 21.9 points, 5.3 rebounds, 2.7 assists and 2.3 steals per game

HOLLOWAY'S CAREER STATS

Year	GP	GS	Min	Avg	FG	FGA	Pct	3FG	3FGA	Pct	FT	FTA	Pct	Off	Def	Tot	Avg	PF	FO	Ast	TO	Blk	Stl	Pts	Avg
2023-24*	35	26	702	20.1	82	258	.318	52	172	.302	41	53	.774	9	42	51	1.5	43	0	94	31	1	16	257	7.3
2024-25	37	0	782	21.1	145	312	.465	87	211	.412	45	58	.776	8	63	71	1.9	63	0	72	44	1	23	422	11.4
2025-26	11	10	316	28.8	66	132	.500	39	83	.470	31	34	.912	3	23	26	2.4	24	1	45	13	0	7	202	18.4
TOTAL	**83**	**36**	**1800**	**21.7**	**293**	**702**	**.417**	**178**	**466**	**.382**	**117**	**145**	**.807**	**20**	**128**	**148**	**1.8**	**130**	**1**	**211**	**88**	**2**	**46**	**881**	**10.6**

**Stats are from Auburn*

#3 LATRELL WRIGHTSELL JR.

Omaha, Neb.
Cal State Fullerton
Omaha Central HS

Guard / Graduate / 6-3 / 195

CAREER HIGHS

Points	29	vs. UC Riverside (01/05/23)
Rebounds	10	3x, last at LSU (2/10/24)
Assists	9	vs Vermont (11/13/22)
Steals	7	vs. CSU Bakersfield (01/16/23)
Blocks	1	8x, last vs. Purdue (11/13/25)
Minutes	43	vs. ETSU (11/18/22)
Field Goals	11	at Pacific (11/18/22)
FG Att.	21	at Pacific (11/18/22)
3-Point FG	6	2x, last at LSU (2/10/24)
3-Point Att.	15	vs. Yale (12/29/25)
Free Throws	8	2x, last vs. Vermont (11/13/22)
FT Att.	9	vs. Vermont (11/13/22)

2025-26 SEASON HIGHS

Points	21	vs. Arizona (12/13/25)
Rebounds	3	7x, last vs. Yale (12/29/25)
Assists	4	vs. UTSA (12/8/25)
Steals	4	at St. John's (11/8/25)
Blocks	1	vs. Purdue (11/13/25)
Minutes	32	vs. Kentucky (1/3/26)
Field Goals	8	vs. Arizona (12/13/25)
FG Att.	18	vs. UTSA (12/8/25)
3-Point FG	5	vs. Yale (12/29/25)
3-Point Att.	15	vs. Yale (12/29/25)
Free Throws	5	vs. South Florida (12/17/25)
FT Att.	5	vs. South Florida (12/17/25)

MISCELLANEOUS STATS

CATEGORY	2025-26	CAREER
Double-digit scoring	4	56
20+ point games	0	11
Double-digit rebounding	0	3
Double-doubles	0	3
Led UA in scoring	0	7
Led UA in rebounding	0	5
Led UA in three-pointers	0	35
Led UA in assists	0	26
Led UA in steals	1	33
Led UA in blocks	1	8
5+ assist games	0	5
3+ three-pointers	3	32
3+ steal games	1	13
3+ block games	0	0

WRIGHTSELL JR.'S SEASON STATS

2025-26 Alabama Men's Basketball
Individual Game-by-Game
All games

Page 4/17
as of Jan 03, 2026

#3 WRIGHTSELL JR., Latrell

				Total		3-Pointers		Free throws		Rebounds											
Opponent	Date	GS	MIN	FG-FGA	PCT	3FG-3FGA	PCT	FT-FTA	PCT	OFF	DEF	TOT	AVG	PF	A	TO	BLK	STL	PTS	AVG
at St. John's (NY)	11/08/2025		22:29	6-13	.462	4-8	.500	1-3	.333	0	3	3	3.0	1	3	0	0	4	17	17.0
Purdue	11/13/2025		30:05	2-9	.222	1-6	.167	1-1	1.000	0	3	3	3.0	0	2	0	1	0	6	11.5
vs Illinois	11/19/2025	*	25:53	2-5	.400	1-4	.250	0-0	.000	0	1	1	2.3	0	3	2	0	0	5	9.3
UTSA	12/07/2025	*	20:57	4-18	.222	2-14	.143	0-0	.000	0	3	3	2.5	4	4	0	0	1	10	9.5
vs Arizona	12/13/2025	*	25:01	8-12	.667	3-6	.500	2-2	1.000	0	3	3	2.6	0	2	0	0	1	21	11.8
South Fla.	12/17/2025	*	21:51	2-7	.286	1-3	.333	5-5	1.000	0	3	3	2.7	4	1	3	0	0	10	11.5
vs Kennesaw St.	12/21/2025		21:01	3-14	.214	0-6	.000	0-0	.000	0	3	3	2.7	2	2	0	0	1	6	10.7
Yale	12/29/2025		24:21	5-16	.313	5-15	.333	0-0	.000	0	3	3	2.8	2	3	0	0	0	15	11.3
Kentucky	01/03/2026	*	32:22	2-10	.200	1-7	.143	0-0	.000	0	1	1	2.6	2	1	0	0	1	5	10.6
Totals		**5**	**224:00**	**34-104**	**.327**	**18-69**	**.261**	**9-11**	**.818**	**0**	**23**	**23**	**2.6**	**15**	**21**	**5**	**1**	**8**	**95**	**10.6**

Player Averages

Games Played	Minutes/ game	Points/ game	FG Pct	3FG Pct	FT Pct	Rebounds/ game	Assists/ game	Turnovers/ game	Assist/Turnover ratio	Steals/ game	Blocks/ game
9	24.9	10.6	32.7	26.1	81.8	2.6	2.3	0.6	4.2	0.9	0.1

2024-25

- Ended the season with 1,166 career points
- Played in eight games before suffering a season-ending surgery on Nov. 30 vs. Oregon
- Scored double figures in six of the eight games played, including a season-high 16 points on Nov. 16 vs. Illinois
- Ranked third on the team in scoring during the first eight games of the season
- Averaged 11.5 points, 1.8 rebounds and 2.0 assists per game while shooting 42 percent from three-point range

2023-24

- Ended the season with 1,074 career points
- Played in 31 games including 12 starts
- Averaged 8.9 points, 3.0 rebounds, 1.4 assists and 1.1 steals per game
- Shot a team-best 44.7 percent from three-point range, which ranked as the fourth highest average by an Alabama player in a single season
- Scored double-figures in 10 games this season, eight of which came during SEC play
- Averaged 11.4 points, 3.2 rebounds and 1.4 assists per game during SEC play
- Posted a double-double on Feb. 10 at LSU recording a season-high 21 points and 10 rebounds
- During the NCAA Tournament averaged 52.9 percent from the field and 63.6 percent from three-point range
- Alabama was 10-0 this season when Wrightsell Jr. scored double-figures

2020-23 (Cal State Fullerton)

- Earned First Team All-Big West honors in 2023
- Named to the 2023 Big West All-Tournament Team
- Averaged a team-high 16.3 points per game along with 4.5 rebounds and 2.4 assists per game
- Ranked No. 3 in the Big West Conference in three-pointers per game (2.4)
- Shot 42.4 percent from the field, 38.3 percent from three-point range and 81.3 percent from the free throw line in 2023
- Helped lead Cal State Fullerton to a Big West Tournament championship and an appearance in the NCAA Tournament in 2022

Prep

- Attended Omaha Central high school where he was named a First Team All-Nebraska honoree in 2020
- Ranked as the No. 3 player in the state of Nebraska
- Averaged 24 points, 5 rebounds, 3 assists and 3 steals while leading Omaha Central to a 21-4 record during his senior season
- Set the Omaha Central scoring record with 43 points in a single game
- Led Omaha Central to four consecutive state tournaments

WRIGHTSELL JR.'S CAREER STATS

Year	GP	GS	Min	Avg	FG	FGA	Pct	3FG	3FGA	Pct	FT	FTA	Pct	Off	Def	Tot	Avg	PF	FO	Ast	TO	Blk	Stl	Pts	Avg
2020-21*	11	9	270	24.6	27	72	.375	10	28	.357	35	37	.946	2	18	20	1.8	20	0	22	22	0	15	99	9.0
2021-22*	31	20	833	26.9	70	197	.355	21	79	.266	47	54	.870	8	78	86	2.8	40	0	53	42	2	25	208	6.7
2022-23*	30	29	997	33.2	172	406	.424	72	188	.383	74	91	.813	10	125	135	4.5	65	1	71	61	3	45	490	16.3
2023-24	31	12	732	23.6	91	204	.446	68	152	.447	27	27	1.000	22	70	92	3.0	60	1	43	19	2	34	277	8.9
2024-25	8	5	205	25.7	28	56	.500	19	45	.422	17	20	.850	4	10	14	1.8	13	0	16	10	1	4	92	11.5
2025-26	9	5	224	24.9	34	104	.327	18	69	.261	9	11	.818	0	23	23	2.6	15	0	21	5	1	8	95	10.6
TOTAL	**120**	**80**	**3263**	**27.2**	**422**	**1039**	**.406**	**208**	**561**	**.371**	**209**	**240**	**.871**	**46**	**324**	**370**	**3.1**	**213**	**2**	**226**	**159**	**9**	**131**	**1261**	**10.5**

#4 DAVION HANNAH

Milwaukee, Wisc.
Link Academy

Guard / Freshman / 6-4 / 223

CAREER HIGHS

Points	12	vs. Maryland (11/26/25)
Rebounds	8	vs. UTSA (12/8/25)
Assists	2	3x, last vs. UTSA (12/8/25)
Steals	3	vs. North Dakota (11/3/25)
Blocks	1	2x, last vs. Clemson (12/3/25)
Minutes	25	2x, last vs. UNLV (11/25/25)
Field Goals	5	vs. Maryland (11/26/25)
FG Att.	7	2x, last vs. Maryland (11/26/25)
3-Point FG	2	vs. UTSA (12/8/25)
3-Point Att.	5	vs. UTSA (12/8/25)
Free Throws	3	vs. UTSA (12/8/25)
FT Att.	4	vs. UTSA (12/8/25)

2025-26 SEASON HIGHS

Points	12	vs. Maryland (11/26/25)
Rebounds	8	vs. UTSA (12/8/25)
Assists	2	3x, last vs. UTSA (12/8/25)
Steals	3	vs. North Dakota (11/3/25)
Blocks	1	2x, last vs. Clemson (12/3/25)
Minutes	25	2x, last vs. UNLV (11/25/25)
Field Goals	5	vs. Maryland (11/26/25)
FG Att.	7	2x, last vs. Maryland (11/26/25)
3-Point FG	2	vs. UTSA (12/8/25)
3-Point Att.	5	vs. UTSA (12/8/25)
Free Throws	3	vs. UTSA (12/8/25)
FT Att.	4	vs. UTSA (12/8/25)

MISCELLANEOUS STATS

CATEGORY	2025-26	CAREER
Double-digit scoring	1	1
20+ point games	0	0
Double-digit rebounding	0	0
Double-doubles	0	0
Led UA in scoring	0	0
Led UA in rebounding	0	0
Led UA in three-pointers	0	0
Led UA in assists	0	0
Led UA in steals	1	1
Led UA in blocks	0	0
5+ assist games	0	0
3+ three-pointers	0	0
3+ steal games	1	1
3+ block games	0	0

HANNAH'S NOTES

2025-26 Alabama Men's Basketball
Individual Game-by-Game
All games

as of Jan 03, 2026

#4 HANNAH, Davion

				Total		3-Pointers		Free throws		Rebounds											
Opponent	Date	GS	MIN	FG-FGA	PCT	3FG-3FGA	PCT	FT-FTA	PCT	OFF	DEF	TOT	AVG	PF	A	TO	BLK	STL	PTS	AVG
North Dakota	11/03/2025		25:24	4-7	.571	0-2	.000	1-2	.500	0	3	3	3.0	2	2	4	0	3	9	9.0
at St. John's (NY)	11/08/2025		02:12	0-1	.000	0-0	.000	0-0	.000	0	0	0	1.5	0	0	0	1	0	0	4.5
Purdue	11/13/2025		04:36	0-0	.000	0-0	.000	0-0	.000	1	0	1	1.3	1	1	0	0	0	0	3.0
vs Illinois	11/19/2025		04:52	1-2	.500	1-1	1.000	0-0	.000	0	1	1	1.3	0	0	1	0	0	3	3.0
vs Gonzaga	11/24/2025		04:13	0-0	.000	0-0	.000	0-0	.000	0	0	0	1.0	0	0	0	0	0	0	2.4
vs UNLV	11/25/2025		24:36	0-0	.000	0-0	.000	0-0	.000	0	1	1	1.0	0	1	0	0	1	0	2.0
vs Maryland	11/26/2025		16:01	5-7	.714	1-2	.500	1-2	.500	0	4	4	1.4	0	2	0	0	1	12	3.4
Clemson	12/03/2025		10:55	0-3	.000	0-1	.000	0-0	.000	0	1	1	1.4	2	0	2	1	0	0	3.0
UTSA	12/07/2025		23:00	2-5	.400	2-5	.400	3-4	.750	3	5	8	2.1	0	2	2	0	1	9	3.7
South Fla.	12/17/2025		12:03	0-1	.000	0-0	.000	0-0	.000	0	0	0	1.9	4	0	1	0	1	0	3.3
Totals		**0**	**127:52**	**12-26**	**.462**	**4-11**	**.364**	**5-8**	**.625**	**4**	**15**	**19**	**1.9**	**9**	**8**	**10**	**2**	**7**	**33**	**3.3**

Player Averages

Games Played	Minutes/ game	Points/ game	FG Pct	3FG Pct	FT Pct	Rebounds/ game	Assists/ game	Turnovers/ game	Assist/Turnover ratio	Steals/ game	Blocks/ game
10	12.8	3.3	46.2	36.4	62.5	1.9	0.8	1.0	0.8	0.7	0.2

Prep

- A four-star recruit, Hannah is the No. 1 rated recruit from Wisconsin and No. 42 overall by On3
- Ranked as the No. 3 combo guard in the country by On3
- A 2025 McDonald's All-American nominee along with fellow UA signee, London Jemison
- Named to the Naismith High School Player of the Year Watch List alongside fellow signee London Jemison
- Participated in the NBPA Top 100 Camp
- Finished his high school career at Link Academy in Missouri, where current Alabama guard Labaron Philon finished his prep career
- Led Link Academy as the Geico National Championship Runner-Up and the No. 2 school in the nation
- Chose Alabama over Minnesota, Mississippi State and Wisconsin

HANNAH'S CAREER STATS

Year	GP	GS	Min	Avg	FG	FGA	Pct	3FG	3FGA	Pct	FT	FTA	Pct	Off	Def	Tot	Avg	PF	FO	Ast	TO	Blk	Stl	Pts	Avg
2025-26	10	0	128	12.8	12	26	.462	4	11	.364	5	8	.625	4	15	19	1.9	9	0	8	10	2	7	33	3.3
TOTAL	**10**	**0**	**128**	**12.8**	**12**	**26**	**.462**	**4**	**11**	**.364**	**5**	**8**	**.625**	**4**	**15**	**19**	**1.9**	**9**	**0**	**8**	**10**	**2**	**7**	**33**	**3.3**

5
AMARI ALLEN

Green Bay, Wisc.
Ashwaunenon HS

Forward / Freshman / 6-8 / 205

CAREER HIGHS

Points	20	vs. Clemson (12/3/25)
Rebounds	11	2x, last vs. Clemson (12/3/25)
Assists	6	2x, last vs. Maryland (11/26/25)
Steals	3	vs. North Dakota (11/3/25)
Blocks	2	2x, last vs. Kennesaw State (12/21/25)
Minutes	36	vs. Clemson (12/3/25)
Field Goals	7	vs. Clemson (12/3/25)
FG Att.	13	2x, last vs. UTSA (12/8/25)
3-Point FG	3	vs. Kentucky (1/3/26)
3-Point Att.	6	2x, last vs. UTSA (12/8/25)
Free Throws	5	2x, last vs. Yale (12/29/25)
FT Att.	8	vs. Yale (12/29/25)

2025-26 SEASON HIGHS

Points	20	vs. Clemson (12/3/25)
Rebounds	11	2x, last vs. Clemson (12/3/25)
Assists	6	2x, last vs. Maryland (11/26/25)
Steals	3	vs. North Dakota (11/3/25)
Blocks	2	2x, last vs. Kennesaw State (12/21/25)
Minutes	36	vs. Clemson (12/3/25)
Field Goals	7	vs. Clemson (12/3/25)
FG Att.	13	2x, last vs. UTSA (12/8/25)
3-Point FG	3	vs. Kentucky (1/3/26)
3-Point Att.	6	2x, last vs. UTSA (12/8/25)
Free Throws	5	2x, last vs. Yale (12/29/25)
FT Att.	8	vs. Yale (12/29/25)

MISCELLANEOUS STATS

CATEGORY	2025-26	CAREER
Double-digit scoring	8	8
20+ point games	1	1
Double-digit rebounding	4	4
Double-doubles	2	2
Led UA in scoring	0	0
Led UA in rebounding	5	5
Led UA in three-pointers	1	1
Led UA in assists	2	2
Led UA in steals	2	2
Led UA in blocks	2	2
5+ assist games	3	3
3+ three-pointers	1	1
3+ steal games	1	1
3+ block games	0	0

ALLEN'S NOTES

2025-26 Alabama Men's Basketball
Individual Game-by-Game
All games

Page 6/17
as of Jan 03, 2026

#5 ALLEN, Amari

				Total		3-Pointers		Free throws		Rebounds											
Opponent	Date	GS	MIN	FG-FGA	PCT	3FG-3FGA	PCT	FT-FTA	PCT	OFF	DEF	TOT	AVG	PF	A	TO	BLK	STL	PTS	AVG
North Dakota	11/03/2025	*	31:54	4-9	.444	2-6	.333	2-2	1.000	1	6	7	7.0	3	5	1	1	3	12	12.0
at St. John's (NY)	11/08/2025		24:29	3-8	.375	0-2	.000	0-1	.000	2	8	10	8.5	2	2	1	1	1	6	9.0
Purdue	11/13/2025		19:53	1-4	.250	1-2	.500	0-0	.000	0	4	4	7.0	2	1	0	0	1	3	7.0
vs Illinois	11/19/2025		29:02	3-8	.375	2-4	.500	1-3	.333	2	9	11	8.0	5	4	3	0	1	9	7.5
vs Gonzaga	11/24/2025		29:37	4-7	.571	2-4	.500	4-6	.667	1	3	4	7.2	2	1	1	0	2	14	8.8
vs UNLV	11/25/2025		17:52	4-6	.667	2-4	.500	3-4	.750	1	4	5	6.8	1	6	3	2	0	13	9.5
vs Maryland	11/26/2025		27:22	4-7	.571	2-4	.500	0-0	.000	1	6	7	6.9	2	6	0	1	0	10	9.6
Clemson	12/03/2025	*	35:43	7-13	.538	1-4	.250	5-7	.714	4	7	11	7.4	3	4	2	1	0	20	10.9
UTSA	12/07/2025	*	33:11	5-13	.385	1-6	.167	0-0	.000	1	9	10	7.7	2	4	1	1	2	11	10.9
vs Arizona	12/13/2025		18:55	2-6	.333	0-3	.000	1-2	.500	0	0	0	6.9	1	1	3	1	1	5	10.3
vs Kennesaw St.	12/21/2025	*	25:30	2-5	.400	1-3	.333	4-4	1.000	2	6	8	7.0	4	2	1	2	1	9	10.2
Yale	12/29/2025	*	29:50	4-7	.571	2-4	.500	5-8	.625	4	5	9	7.2	1	4	0	1	1	15	10.6
Kentucky	01/03/2026	*	30:44	4-8	.500	3-4	.750	0-0	.000	6	3	9	7.3	4	3	3	1	1	11	10.6
Totals		**6**	**354:01**	**47-101**	**.465**	**19-50**	**.380**	**25-37**	**.676**	**25**	**70**	**95**	**7.3**	**32**	**43**	**19**	**12**	**14**	**138**	**10.6**

Player Averages

Games Played	Minutes/ game	Points/ game	FG Pct	3FG Pct	FT Pct	Rebounds/ game	Assists/ game	Turnovers/ game	Assist/Turnover ratio	Steals/ game	Blocks/ game
13	27.2	10.6	46.5	38.0	67.6	7.3	3.3	1.5	2.3	1.1	0.9

Prep

- Ranked as a four-star recruit by On3 and the No. 2 player from the state of Wisconsin
- Tabbed as the No. 17-ranked small forward in the country and the No. 72 overall recruit
- Named the 2025 Wisconsin Gatorade Player of the Year
- Averaged 34.1 points, 11.5 rebounds and 8.5 assists during his senior season at Ashwaubenon
- Participated in the NBPA Top 100 Camp alongside fellow signees London Jemison and Davion Hannah
- Attended IMG Academy before returning home to Wisconsin, finishing his high school career at Ashwaubenon
- Chose Alabama over Cincinnati, Missouri, Ohio State and Wisconsin

ALLEN'S CAREER STATS

Year	GP	GS	Min	Avg	FG	FGA	Pct	3FG	3FGA	Pct	FT	FTA	Pct	Off	Def	Tot	Avg	PF	FO	Ast	TO	Blk	Stl	Pts	Avg
2025-26	13	6	354	27.2	47	101	.465	19	50	.380	25	37	.676	25	70	95	7.3	32	1	43	19	12	14	138	10.6
TOTAL	**13**	**6**	**354**	**27.2**	**47**	**101**	**.465**	**19**	**50**	**.380**	**25**	**37**	**.676**	**25**	**70**	**95**	**7.3**	**32**	**1**	**43**	**19**	**12**	**14**	**138**	**10.6**

#6 LONDON JEMISON

Bloomfield, Conn.
St. Thomas More

Forward / Freshman / 6-8 / 205

CAREER HIGHS

Points	20	vs. UTSA (12/8/25)
Rebounds	5	vs. UNLV (11/25/25)
Assists	1	vs. Maryland (11/26/25)
Steals	2	3x, last vs. vs. UTSA (12/8/25)
Blocks	2	vs. Maryland (11/26/25)
Minutes	24	vs. North Dakota (11/3/25)
Field Goals	6	vs. UTSA (12/8/25)
FG Att.	11	vs. North Dakota (11/3/25)
3-Point FG	3	vs. Clemson (12/3/25)
3-Point Att.	6	3x, last vs. UTSA (12/8/25)
Free Throws	6	2x, last vs. UTSA (12/8/25)
FT Att.	7	2x, last vs. UTSA (12/8/25)

2025-26 SEASON HIGHS

Points	20	vs. UTSA (12/8/25)
Rebounds	5	vs. UNLV (11/25/25)
Assists	1	vs. Maryland (11/26/25)
Steals	2	3x, last vs. vs. UTSA (12/8/25)
Blocks	2	vs. Maryland (11/26/25)
Minutes	24	vs. North Dakota (11/3/25)
Field Goals	6	vs. UTSA (12/8/25)
FG Att.	11	vs. North Dakota (11/3/25)
3-Point FG	3	vs. Clemson (12/3/25)
3-Point Att.	6	3x, last vs. UTSA (12/8/25)
Free Throws	6	2x, last vs. UTSA (12/8/25)
FT Att.	7	2x, last vs. UTSA (12/8/25)

MISCELLANEOUS STATS

CATEGORY	2025-26	CAREER
Double-digit scoring	5	5
20+ point games	1	1
Double-digit rebounding	0	0
Double-doubles	0	0
Led UA in scoring	0	0
Led UA in rebounding	0	0
Led UA in three-pointers	1	1
Led UA in assists	0	0
Led UA in steals	2	2
Led UA in blocks	0	0
5+ assist games	0	0
3+ three-pointers	1	1
3+ steal games	0	0
3+ block games	0	0

JEMISON'S NOTES

2025-26 Alabama Men's Basketball
Individual Game-by-Game
All games

#6 JEMISON, London

				Total		3-Pointers		Free throws		Rebounds											
Opponent	Date	GS	MIN	FG-FGA	PCT	3FG-3FGA	PCT	FT-FTA	PCT	OFF	DEF	TOT	AVG	PF	A	TO	BLK	STL	PTS	AVG
North Dakota	11/03/2025		24:12	4-11	.364	1-6	.167	3-5	.600	2	2	4	4.0	3	0	0	0	1	12	12.0
at St. John's (NY)	11/08/2025		08:16	0-0	.000	0-0	.000	0-0	.000	0	2	2	3.0	0	0	0	0	0	0	6.0
Purdue	11/13/2025		05:58	1-4	.250	0-3	.000	0-0	.000	0	0	0	2.0	0	0	0	0	0	2	4.7
vs Illinois	11/19/2025		02:43	0-0	.000	0-0	.000	0-0	.000	0	1	1	1.8	1	0	0	0	0	0	3.5
vs Gonzaga	11/24/2025		08:18	2-2	1.000	2-2	1.000	0-0	.000	0	4	4	2.2	4	0	1	0	0	6	4.0
vs UNLV	11/25/2025		23:46	5-7	.714	2-3	.667	6-7	.857	2	3	5	2.7	0	0	2	0	0	18	6.3
vs Maryland	11/26/2025		20:18	4-6	.667	1-3	.333	2-2	1.000	1	3	4	2.9	0	1	1	2	2	11	7.0
Clemson	12/03/2025		18:49	4-7	.571	3-6	.500	2-3	.667	1	1	2	2.8	1	0	0	0	2	13	7.8
UTSA	12/07/2025		17:50	6-10	.600	2-6	.333	6-7	.857	1	1	2	2.7	3	0	0	0	2	20	9.1
vs Arizona	12/13/2025		05:34	0-1	.000	0-1	.000	0-0	.000	1	0	1	2.5	4	0	0	0	0	0	8.2
South Fla.	12/17/2025	*	09:02	1-1	1.000	1-1	1.000	0-1	.000	2	1	3	2.5	0	0	1	0	0	3	7.7
Kentucky	01/03/2026		11:01	1-3	.333	1-2	.500	0-0	.000	2	2	4	2.7	2	0	0	0	0	3	7.3
Totals		**1**	**155:47**	**28-52**	**.538**	**13-33**	**.394**	**19-25**	**.760**	**12**	**20**	**32**	**2.7**	**18**	**1**	**5**	**2**	**7**	**88**	**7.3**

Player Averages

Games Played	Minutes/ game	Points/ game	FG Pct	3FG Pct	FT Pct	Rebounds/ game	Assists/ game	Turnovers/ game	Assist/Turnover ratio	Steals/ game	Blocks/ game
12	13.0	7.3	53.8	39.4	76.0	2.7	0.1	0.4	0.2	0.6	0.2

Prep

- A four-star recruit, London is ranked as the No. 1 player from the state of Connecticut and the No. 7 player at his position
- Ranked No. 33 overall in the country and the No. 7 power forward in the country
- A 2025 McDonald's All-American nominee along with fellow UA Signee, Davion Hannah
- Along with fellow signee Allen, Jemison participated in the NBPA Top 100 Camp
- Joined Hannah on the Naismith High School Player of the Year Watch List
- Averaged 14.3 points, 4.7 rebounds, 2.2 assists and 1.2 blocks per game for Expressions Elite on the Nike EYBL Circuit where he earned All-Defensive team honors
- Attended St. Thomas More, which has produced over 12 NBA alumni which include Andre Drummond and Damion Lee
- Prior to St. Thomas More, Jemison won CIAC Division I title while attending Northwest Catholic
- Chose Alabama over Syracuse, Louisville and Vanderbilt

JEMISON'S CAREER STATS

Year	GP	GS	Min	Avg	FG	FGA	Pct	3FG	3FGA	Pct	FT	FTA	Pct	Off	Def	Tot	Avg	PF	FO	Ast	TO	Blk	Stl	Pts	Avg
2025-26	12	1	156	13.0	28	52	.538	13	33	.394	19	25	.760	12	20	32	2.7	18	0	1	5	2	7	88	7.3
TOTAL	**12**	**1**	**156**	**13.0**	**28**	**52**	**.538**	**13**	**33**	**.394**	**19**	**25**	**.760**	**12**	**20**	**32**	**2.7**	**18**	**0**	**1**	**5**	**2**	**7**	**88**	**7.3**

7

TAYLOR
BOL BOWEN

Jericho, Vt.
Florida State
Brewster Academy

Forward / Junior / 6-10 / 202

CAREER HIGHS

Points	20	vs. Georgia Tech (1/18/25)
Rebounds	13	vs. Winthrop (12/17/24)
Assists	3	4x, last vs. Clemson (12/3/25)
Steals	4	at Miami (1/17/24)
Blocks	4	4x, last vs. Arizona (12/13/25)
Minutes	35	at California (1/22/25)
Field Goals	7	vs. Georgia Tech (1/18/25)
FG Att.	10	2x, last vs. Clemson (2/15/25)
3-Point FG	4	at Miami (1/8/25)
3-Point Att.	7	vs. Clemson (12/3/25)
Free Throws	7	vs. Northern Kentucky (11/4/24)
FT Att.	7	vs. Northern Kentucky (11/4/24)

2025-26 SEASON HIGHS

Points	17	at St. John's (11/8/25)
Rebounds	9	3x, last vs.Yale (12/29/25)
Assists	3	vs. Clemson (12/3/25)
Steals	2	2x, last vs. Purdue (11/13/25)
Blocks	4	vs. Arizona (12/13/25)
Minutes	28	at St. John's (11/8/25)
Field Goals	6	at St. John's (11/8/25)
FG Att.	9	vs. Maryland (11/26/25)
3-Point FG	3	2x, last vs. Clemson (12/3/25)
3-Point Att.	7	vs. Clemson (12/3/25)
Free Throws	6	vs. North Dakota (11/3/25)
FT Att.	6	2x, last at St. John's (11/8/25)

MISCELLANEOUS STATS

CATEGORY	2025-26	CAREER
Double-digit scoring	6	14
20+ point games	0	1
Double-digit rebounding	0	2
Double-doubles	0	2
Led UA in scoring	0	0
Led UA in rebounding	1	1
Led UA in three-pointers	0	0
Led UA in assists	0	0
Led UA in steals	0	0
Led UA in blocks	3	3
5+ assist games	0	0
3+ three-pointers	2	5
3+ steal games	0	4
3+ block games	1	8

BOL BOWEN'S NOTES

2025-26 Alabama Men's Basketball
Individual Game-by-Game
All games

Page 8/17
as of Jan 03, 2026

#7 BOWEN, Taylor Bol

				Total		3-Pointers		Free throws		Rebounds											
Opponent	Date	GS	MIN	FG-FGA	PCT	3FG-3FGA	PCT	FT-FTA	PCT	OFF	DEF	TOT	AVG	PF	A	TO	BLK	STL	PTS	AVG
North Dakota	11/03/2025	*	17:39	1-4	.250	0-2	.000	6-6	1.000	0	3	3	3.0	0	1	2	1	0	8	8.0
at St. John's (NY)	11/08/2025	*	28:29	6-7	.857	1-2	.500	4-6	.667	4	5	9	6.0	3	1	1	2	2	17	12.5
Purdue	11/13/2025	*	25:30	4-7	.571	3-6	.500	2-2	1.000	0	2	2	4.7	4	0	1	1	2	13	12.7
vs Illinois	11/19/2025	*	24:40	4-8	.500	2-6	.333	2-2	1.000	0	3	3	4.3	4	0	0	2	0	12	12.5
vs Gonzaga	11/24/2025	*	13:53	1-3	.333	0-1	.000	0-0	.000	1	3	4	4.2	5	1	0	0	0	2	10.4
vs UNLV	11/25/2025	*	20:27	3-6	.500	1-4	.250	5-5	1.000	0	7	7	4.7	2	0	0	1	1	12	10.7
vs Maryland	11/26/2025	*	22:50	5-9	.556	0-3	.000	2-2	1.000	1	4	5	4.7	1	0	0	1	0	12	10.9
Clemson	12/03/2025	*	28:08	4-8	.500	3-7	.429	0-0	.000	1	4	5	4.8	3	3	0	2	0	11	10.9
vs Arizona	12/13/2025	*	26:04	2-5	.400	2-5	.400	2-2	1.000	0	4	4	4.7	4	0	3	4	0	8	10.6
South Fla.	12/17/2025		20:15	2-6	.333	1-4	.250	4-4	1.000	6	3	9	5.1	2	0	1	2	0	9	10.4
vs Kennesaw St.	12/21/2025		12:57	1-4	.250	1-2	.500	0-0	.000	1	1	2	4.8	3	1	1	0	0	3	9.7
Yale	12/29/2025	*	20:41	2-7	.286	1-4	.250	0-0	.000	3	6	9	5.2	1	1	1	0	0	5	9.3
Totals		**10**	**261:32**	**35-74**	**.473**	**15-46**	**.326**	**27-29**	**.931**	**17**	**45**	**62**	**5.2**	**32**	**8**	**10**	**16**	**5**	**112**	**9.3**

Player Averages

Games Played	Minutes/ game	Points/ game	FG Pct	3FG Pct	FT Pct	Rebounds/ game	Assists/ game	Turnovers/ game	Assist/Turnover ratio	Steals/ game	Blocks/ game
12	21.8	9.3	47.3	32.6	93.1	5.2	0.7	0.8	0.8	0.4	1.3

2024-25 (Florida State)

- Totaled 329 points, 233 rebounds and 32 assists at Florida State
- Averaged 5.5 points, 3.9 rebounds and 0.5 assists in his two seasons at Florida State
- Averaged 8.0 points, 5.2 rebounds and 0.8 assists during his sophomore season at FSU while shooting 48 percent from the field and 41 percent from three-point range
- Scored double-figures in six ACC contests last season, including a season-high 20 points on Jan. 18 vs. Georgia Tech
- Posted two double-doubles throughout his sophomore season

Prep

- Originally from Egypt, Bowen moved to Jericho, Vt. And played two seasons at Brewster Academy
- Led Brewster Academy to a pair of Elite Eight appearances in the National Prep Championship Tournament
- Won the NEPSAC Class Triple A Championship during his junior season and was the NEPSAC runner-up in his senior season
- Was a 2023 McDonald's All-American nominee
- Played in the 2023 Nike Hoops Summit
- Played his first two seasons at St. George School in Rhode Island where he was ranked as the No. 17 ranked recruit by ESPN
- Led St. George to the ISL Championship during his sophomore season

BOL BOWEN'S CAREER STATS

Year	GP	GS	Min	Avg	FG	FGA	Pct	3FG	3FGA	Pct	FT	FTA	Pct	Off	Def	Tot	Avg	PF	FO	Ast	TO	Blk	Stl	Pts	Avg
2023-24*	31	0	338	10.9	37	80	.463	7	33	.212	16	24	.667	30	52	82	2.6	41	0	8	20	15	18	97	3.1
2024-25*	29	28	724	25.0	82	172	.477	29	70	,414	39	50	.780	35	116	151	5.2	47	0	24	42	43	29	232	8.0
2025-26	12	10	262	21.8	35	74	.473	15	46	.326	27	29	.931	17	45	62	5.2	32	1	8	10	16	5	112	9.3
TOTAL	**72**	**38**	**1324**	**18.4**	**154**	**326**	**.472**	**51**	**149**	**.342**	**82**	**103**	**.796**	**82**	**213**	**295**	**4.1**	**120**	**1**	**40**	**72**	**74**	**52**	**441**	**6.1**

**Stats are from Florida State*

10

KEITENN BRISTOW

Holliday, Texas
Tarleton State
Holliday HS

Forward / Sophomore / 6-10 / 240

CAREER HIGHS

Points	24	at Southern Utah (1/9/25)
Rebounds	11	vs. Gonzaga (11/24/25)
Assists	4	at UCF (12/8/24)
Steals	3	vs. Seattle U (2/15/25)
Blocks	3	vs. Florida A&M (12/29/24)
Minutes	38	2x, last at Seattle U (2/6/25)
Field Goals	9	2x, last at Southern Utah (1/9/25)
FG Att.	20	at Seattle U (2/6/25)
3-Point FG	4	2x, last at Southern Utah (1/9/25)
3-Point Att.	7	at Oklahoma State (12/18/24)
Free Throws	9	at Seattle U (2/6/25)
FT Att.	9	at Seattle U (2/6/25)

2025-26 SEASON HIGHS

Points	10	vs. Illinois (11/19/25)
Rebounds	11	vs. Gonzaga (11/24/25)
Assists	1	5x, last vs. Kentucky (1/3/26)
Steals	2	vs.Kennesaw State (12/21/25)
Blocks	2	vs. Yale (12/29/25)
Minutes	20	vs. Illinois (11/19/25)
Field Goals	4	vs. Illinois (11/19/25)
FG Att.	9	vs. Gonzaga (11/24/25)
3-Point FG	1	vs. Arizona (12/13/25)
3-Point Att.	2	3x, last vs. Yale (12/29/25)
Free Throws	4	vs. South Florida (12/17/25)
FT Att.	4	2x, last vs. South Florida (12/17/25)

MISCELLANEOUS STATS

CATEGORY	2025-26	CAREER
Double-digit scoring	1	14
20+ point games	0	2
Double-digit rebounding	1	2
Double-doubles	0	1
Led UA in scoring	0	0
Led UA in rebounding	1	1
Led UA in three-pointers	0	0
Led UA in assists	0	0
Led UA in steals	0	0
Led UA in blocks	2	2
5+ assist games	0	0
3+ three-pointers	0	2
3+ steal games	0	1
3+ block games	0	1

BRISTOW'S NOTES

2025-26 Alabama Men's Basketball
Individual Game-by-Game
All games

Page 9/17
as of Jan 03, 2026

#10 BRISTOW, Keitenn

				Total		3-Pointers		Free throws		Rebounds											
Opponent	Date	GS	MIN	FG-FGA	PCT	3FG-3FGA	PCT	FT-FTA	PCT	OFF	DEF	TOT	AVG	PF	A	TO	BLK	STL	PTS	AVG
vs Illinois	11/19/2025		19:37	4-7	.571	0-1	.000	2-3	.667	2	6	8	8.0	2	0	1	1	1	10	10.0
vs Gonzaga	11/24/2025		18:50	3-9	.333	0-2	.000	1-2	.500	3	8	11	9.5	2	0	3	0	1	7	8.5
vs UNLV	11/25/2025		11:55	0-2	.000	0-1	.000	3-4	.750	0	3	3	7.3	1	0	0	1	0	3	6.7
vs Arizona	12/13/2025		12:13	1-2	.500	1-2	.500	0-0	.000	1	1	2	6.0	2	1	0	0	0	3	5.8
South Fla.	12/17/2025		08:12	0-2	.000	0-0	.000	4-4	1.000	1	2	3	5.4	3	1	1	1	1	4	5.4
vs Kennesaw St.	12/21/2025		13:57	2-4	.500	0-1	.000	1-2	.500	2	0	2	4.8	2	1	1	1	2	5	5.3
Yale	12/29/2025		15:36	1-5	.200	0-2	.000	0-0	.000	4	2	6	5.0	4	1	1	2	1	2	4.9
Kentucky	01/03/2026		11:36	0-0	.000	0-0	.000	0-0	.000	1	2	3	4.8	3	1	1	0	0	0	4.3
Totals		**0**	**111:56**	**11-31**	**.355**	**1-9**	**.111**	**11-15**	**.733**	**14**	**24**	**38**	**4.8**	**19**	**5**	**8**	**6**	**6**	**34**	**4.3**

Player Averages

Games Played	Minutes/ game	Points/ game	FG Pct	3FG Pct	FT Pct	Rebounds/ game	Assists/ game	Turnovers/ game	Assist/Turnover ratio	Steals/ game	Blocks/ game
8	14.0	4.3	35.5	11.1	73.3	4.8	0.6	1.0	0.6	0.8	0.8

2024-25 (Tarleton State)

- Named WAC Freshman of the Year, averaging 11.3 points, 4.4 rebounds and 1.4 assists per game
- Played in 23 games along with 19 starts
- Ranked in the top 40 in the nation among freshman in points per game while leading all WAC freshmen in scoring
- Scored a career-high 24 points on Jan. 9 at Southern Utah
- Scored double-figures in 13 games including 17 points on Dec. 18 at Oklahoma State

Prep

- Played for Kyle Tucker at Holliday high school where he was the 2023-24 UIL Player of the Year
- Tabbed as the THSCA 3A MVP during his senior season
- Named a 2024 Texas Mr. Basketball finalist while being a 3A All-State honoree
- Led Holliday high school to a 34-3 record during his senior season, advancing to the state semifinals

BRISTOW'S CAREER STATS

Year	GP	GS	Min	Avg	FG	FGA	Pct	3FG	3FGA	Pct	FT	FTA	Pct	Off	Def	Tot	Avg	PF	FO	Ast	TO	Blk	Stl	Pts	Avg
2023-24*	22	2	257	11.7	25	58	.431	3	13	.231	9	12	.750	12	26	38	1.7	34	1	16	19	2	9	62	2.8
2024-25*	32	31	1152	36.0	150	340	.441	49	129	.380	97	123	.789	40	108	148	4.6	83	1	55	81	17	48	446	13.9
2025-26	8	0	112	14.0	11	31	.355	1	9	.111	11	15	.733	14	24	38	4.8	19	0	5	8	6	6	34	4.3
TOTAL	**31**	**19**	**717**	**23.1**	**111**	**248**	**.448**	**22**	**73**	**.301**	**50**	**64**	**.781**	**46**	**91**	**137**	**4.4**	**96**	**5**	**37**	**67**	**26**	**31**	**294**	**9.5**

**Stats are from Tarleton State*

15

NOAH WILLIAMSON

Riga, Latvia
Bucknell
St. Thomas More

Center / Senior / 7-0 / 255

CAREER HIGHS

Points	32	at Southern Indiana (11/7/24)
Rebounds	16	2x, last vs. Loyola Maryland (1/29/25)
Assists	5	at Army (1/27/24)
Steals	4	vs. St. Bonaventure (12/4/24)
Blocks	5	vs. Richmond (11/16/24)
Minutes	44	vs. Richmond (11/16/24
Field Goals	12	at Army (2/8/25)
FG Att.	21	vs. Lafayette (1/8/25)
3-Point FG	6	at Colgate (1/20/25)
3-Point Att.	9	at Colgate (3/10/24)
Free Throws	14	at Southern Indiana (11/7/24)
FT Att.	18	at Southern Indiana (11/7/24)

2025-26 SEASON HIGHS

Points	10	vs. Kentucky (1/3/26)
Rebounds	6	vs. UNLV (11/25/25)
Assists	2	3x, last vs. Kentucky (1/3/26)
Steals	2	2x, last vs. Kentucky (1/3/26)
Blocks	1	7x, last vs. Kentucky (1/3/26)
Minutes	18	vs. Kentucky (1/3/26)
Field Goals	5	vs. Kentucky (1/3/26)
FG Att.	7	vs. Kentucky (1/3/26)
3-Point FG	1	2x, last vs. Yale (12/29/25)
3-Point Att.	3	2x, last vs. Yale (12/29/25)
Free Throws	2	2x, last vs. Maryland (11/26/25)
FT Att.	2	2x, last vs. Maryland (11/26/25)

MISCELLANEOUS STATS

CATEGORY	2025-26	CAREER
Double-digit scoring	1	26
20+ point games	0	14
Double-digit rebounding	0	10
Double-doubles	0	10
Led UA in scoring	0	0
Led UA in rebounding	0	0
Led UA in three-pointers	0	0
Led UA in assists	0	0
Led UA in steals	0	0
Led UA in blocks	0	0
5+ assist games	0	0
3+ three-pointers	0	2
3+ steal games	0	2
3+ block games	0	5

WILLIAMSON'S NOTES

2025-26 Alabama Men's Basketball
Individual Game-by-Game
All games

Page 11/17
as of Jan 03, 2026

#15 WILLIAMSON, Noah

				Total		3-Pointers		Free throws		Rebounds										
Opponent	Date	GS	MIN	FG-FGA	PCT	3FG-3FGA	PCT	FT-FTA	PCT	OFF	DEF	TOT	AVG	PF	A	TO	BLK	STL	PTS	AVG
North Dakota	11/03/2025		14:01	1-2	.500	0-1	.000	0-0	.000	0	4	4	4.0	3	2	0	0	0	2	2.0
at St. John's (NY)	11/08/2025		09:07	0-1	.000	0-0	.000	0-0	.000	2	1	3	3.5	3	0	0	1	0	0	1.0
Purdue	11/13/2025		09:05	1-3	.333	1-3	.333	0-1	.000	1	0	1	2.7	4	0	0	1	0	3	1.7
vs Illinois	11/19/2025		05:31	0-1	.000	0-1	.000	0-0	.000	0	0	0	2.0	0	0	0	1	0	0	1.3
vs Gonzaga	11/24/2025		04:00	0-2	.000	0-1	.000	0-0	.000	0	0	0	1.6	0	0	0	0	0	0	1.0
vs UNLV	11/25/2025		17:41	1-1	1.000	0-0	.000	2-2	1.000	2	4	6	2.3	4	2	3	0	0	4	1.5
vs Maryland	11/26/2025		12:15	0-3	.000	0-2	.000	2-2	1.000	0	1	1	2.1	1	0	1	0	1	2	1.6
Clemson	12/03/2025		05:01	0-1	.000	0-1	.000	0-0	.000	0	0	0	1.9	2	0	1	0	0	0	1.4
UTSA	12/07/2025		11:20	0-0	.000	0-0	.000	0-0	.000	2	1	3	2.0	3	0	0	1	0	0	1.2
vs Arizona	12/13/2025		10:53	0-0	.000	0-0	.000	0-0	.000	0	1	1	1.9	2	0	1	1	0	0	1.1
South Fla.	12/17/2025		06:08	0-0	.000	0-0	.000	0-0	.000	0	0	0	1.7	3	0	1	0	2	0	1.0
vs Kennesaw St.	12/21/2025		04:06	0-1	.000	0-0	.000	0-0	.000	0	0	0	1.6	0	0	0	1	0	0	0.9
Yale	12/29/2025		10:56	1-3	.333	1-3	.333	0-0	.000	2	0	2	1.6	4	1	1	1	1	3	1.1
Kentucky	01/03/2026		18:15	5-7	.714	0-1	.000	0-1	.000	2	2	4	1.8	1	2	0	1	2	10	1.7
Totals		**0**	**138:20**	**9-25**	**.360**	**2-13**	**.154**	**4-6**	**.667**	**11**	**14**	**25**	**1.8**	**30**	**7**	**8**	**8**	**6**	**24**	**1.7**

Player Averages

Games Played	Minutes/ game	Points/ game	FG Pct	3FG Pct	FT Pct	Rebounds/ game	Assists/ game	Turnovers/ game	Assist/Turnover ratio	Steals/ game	Blocks/ game
14	9.9	1.7	36.0	15.4	66.7	1.8	0.5	0.6	0.9	0.4	0.6

2023-25 (Bucknell)

- Recorded 983 points, 470 rebounds and 161 assists in three seasons at Bucknell
- Named the 2025 Patriot League Player of the Year averaging 17.6 points, 7.6 rebounds, 1.6 assists and 1.1 blocks per contest
- A 2025 Patriot League First Team and All-Defense honoree
- Posted 10 double-doubles in his final season at Bucknell, which ranked 39th in Division I
- Grabbed a career-high 16 rebounds on two separate occasions
- Averaged a conference-best 6.2 defensive rebounds during the 2024-25 season

Prep

- Born and raised in Latvia before coming to the United States in 2021-22 for a post-graduate year at St. Thomas More (Conn.), the same school as fellow UA teammate London Jemison
- Played for the U-16, U-18 and U-19 Latvian National Team
- Played for the Kristaps Porzingis Basketball Academy

WILLIAMSON'S CAREER STATS

Year	GP	GS	Min	Avg	FG	FGA	Pct	3FG	3FGA	Pct	FT	FTA	Pct	Off	Def	Tot	Avg	PF	FO	Ast	TO	Blk	Stl	Pts	Avg
2022-23*	17	0	86	5.1	11	15	.733	0	0	.000	4	4	1.000	5	17	22	1.3	9	0	0	7	4	4	26	1.5
2023-24*	32	31	868	27.1	146	295	.495	24	73	.329	79	123	.642	54	150	204	6.4	79	4	38	63	31	11	395	12.3
2024-25*	32	32	945	29.5	196	364	.538	28	88	.318	142	230	.617	45	199	244	7.6	81	3	50	91	35	27	562	17.6
2025-26	14	0	138	9.9	9	25	.360	2	13	.154	4	6	.667	11	14	25	1.8	30	0	7	8	8	6	24	1.7
TOTAL	**95**	**63**	**2037**	**21.4**	**362**	**699**	**.518**	**54**	**174**	**.310**	**229**	**363**	**.631**	**115**	**380**	**495**	**5.2**	**199**	**7**	**95**	**169**	**78**	**48**	**1007**	**10.6**

**Stats are from Bucknell*

22

AIDEN SHERRELL

Detroit, Mich.
Prolific Prep

Forward / Sophomore / 6-11 / 255

CAREER HIGHS

Points	21	vs. Kennesaw State (12/21/25)
Rebounds	11	vs. UTSA (12/8/25)
Assists	2	4x, last vs. Kentucky (1/3/26)
Steals	2	3x, last vs. South Florida (12/17/25)
Blocks	8	2x, last vs. Arizona (12/13/25)
Minutes	30	vs. Gonzaga (11/24/25)
Field Goals	8	vs. Kennesaw State (12/21/25)
FG Att.	11	vs. South Florida (12/17/25)
3-Point FG	2	4x, last vs. Duke (3/29/25)
3-Point Att.	5	vs. Creighton (12/14/24)
Free Throws	4	2x, last vs. Kennesaw State (12/21/25)
FT Att.	8	vs. Clemson (12/3/25)

2025-26 SEASON HIGHS

Points	21	vs. Kennesaw State (12/21/25)
Rebounds	11	vs. UTSA (12/8/25)
Assists	2	2x, last vs. Kentucky (1/3/26)
Steals	2	2x, last vs. South Florida (12/17/25)
Blocks	8	2x, last vs. Arizona (12/13/25)
Minutes	30	vs. Gonzaga (11/24/25)
Field Goals	8	vs. Kennesaw State (12/21/25)
FG Att.	11	vs. South Florida (12/17/25)
3-Point FG	1	6x, last vs. Yale (12/29/25)
3-Point Att.	4	vs. South Florida (12/17/25)
Free Throws	4	2x, last vs. Kennesaw State (12/21/25)
FT Att.	8	vs. Clemson (12/3/25)

MISCELLANEOUS STATS

CATEGORY	2025-26	CAREER
Double-digit scoring	3	5
20+ point games	1	1
Double-digit rebounding	2	2
Double-doubles	0	0
Led UA in scoring	1	1
Led UA in rebounding	3	4
Led UA in three-pointers	0	1
Led UA in assists	0	0
Led UA in steals	0	2
Led UA in blocks	7	10
5+ assist games	0	0
3+ three-pointers	0	0
3+ steal games	0	0
3+ block games	6	6

SHERRELL'S NOTES

2025-26 Alabama Men's Basketball
Individual Game-by-Game
All games

Page 12/17
as of Jan 03, 2026

#22 SHERRELL, Aiden

				Total		3-Pointers		Free throws		Rebounds										
Opponent	Date	GS	MIN	FG-FGA	PCT	3FG-3FGA	PCT	FT-FTA	PCT	OFF	DEF	TOT	AVG	PF	A	TO	BLK	STL	PTS	AVG
North Dakota	11/03/2025	*	20:08	3-5	.600	1-2	.500	2-3	.667	0	4	4	4.0	1	1	1	4	1	9	9.0
at St. John's (NY)	11/08/2025	*	16:53	4-9	.444	1-3	.333	0-0	.000	2	0	2	3.0	4	0	3	0	0	9	9.0
Purdue	11/13/2025	*	22:59	4-5	.800	1-2	.500	3-3	1.000	2	2	4	3.3	2	1	0	0	2	12	10.0
vs Illinois	11/19/2025	*	08:49	1-1	1.000	1-1	1.000	3-4	.750	1	1	2	3.0	4	0	1	0	1	6	9.0
vs Gonzaga	11/24/2025	*	30:02	6-9	.667	0-1	.000	2-5	.400	4	2	6	3.6	2	2	2	3	1	14	10.0
vs UNLV	11/25/2025	*	12:39	3-5	.600	0-0	.000	1-2	.500	4	4	8	4.3	0	1	0	1	0	7	9.5
vs Maryland	11/26/2025	*	22:32	5-7	.714	0-0	.000	1-2	.500	1	8	9	5.0	3	1	2	5	1	11	9.7
Clemson	12/03/2025	*	29:27	1-3	.333	0-1	.000	3-8	.375	3	7	10	5.6	2	0	1	8	0	5	9.1
UTSA	12/07/2025	*	19:34	1-6	.167	1-4	.250	0-0	.000	6	5	11	6.2	0	1	1	3	0	3	8.4
vs Arizona	12/13/2025	*	20:30	3-7	.429	1-4	.250	0-0	.000	0	5	5	6.1	1	0	1	8	0	7	8.3
South Fla.	12/17/2025	*	24:09	3-11	.273	0-4	.000	0-2	.000	4	3	7	6.2	5	0	1	3	2	6	8.1
vs Kennesaw St.	12/21/2025	*	24:12	8-10	.800	1-1	1.000	4-7	.571	5	2	7	6.3	0	1	1	2	0	21	9.2
Yale	12/29/2025	*	24:54	4-8	.500	1-3	.333	0-1	.000	2	4	6	6.2	3	0	1	1	0	9	9.2
Kentucky	01/03/2026	*	09:29	1-3	.333	0-2	.000	1-1	1.000	0	3	3	6.0	2	2	0	1	0	3	8.7
Totals		**14**	**286:17**	**47-89**	**.528**	**8-28**	**.286**	**20-38**	**.526**	**34**	**50**	**84**	**6.0**	**29**	**10**	**15**	**39**	**8**	**122**	**8.7**

Player Averages

Games Played	Minutes/ game	Points/ game	FG Pct	3FG Pct	FT Pct	Rebounds/ game	Assists/ game	Turnovers/ game	Assist/Turnover ratio	Steals/ game	Blocks/ game
14	20.4	8.7	52.8	28.6	52.6	6.0	0.7	1.1	0.7	0.6	2.8

2024-25

- Played in 36 games off the bench, averaging 3.4 points, 2.8 rebounds and 0.4 assists per game
- Scored double-digits in two contests, including a season-high 12 points on Feb. 1 vs. Georgia
- Grabbed a season-high nine rebounds in UA's season opener vs. UNC Asheville
- Made a season-high two three-pointers on four separate occasions, including twice during the NCAA Tournament against BYU and Duke
- Led Alabama in rebounding in the season opener, grabbing nine rebounds
- Won the Hard Hat award versus UNC Asheville and in the regular season finale at Auburn

Prep

- A 2024 McDonald's All-American
- One of three McDonald's All-Americans on Alabama's roster (Jalil Bethea and Aden Holloway)
- Ranked as the No. 21 overall recruit by ESPN, No. 23 by On3 and No. 30 by 247Sports in the 2024 class
- Ranked as the No. 4 center in the 2024 class by ESPN
- Played at Prolific Prep with fellow teammate Derrion Reid
- Averaged 18.8 points and 9.3 rebounds per game in the Overtime Elite League
- On the Nike EYBL Circuit, Sherrell averaged 13.0 points and 5.2 rebounds with Vegas Elite

SHERRELL'S CAREER STATS

Year	GP	GS	Min	Avg	FG	FGA	Pct	3FG	3FGA	Pct	FT	FTA	Pct	Off	Def	Tot	Avg	PF	FO	Ast	TO	Blk	Stl	Pts	Avg
2024-25	36	0	315	8.7	45	88	.511	14	42	.333	19	41	.463	38	64	102	2.8	46	1	13	15	7	8	123	3.4
2025-26	14	14	286	20.4	47	89	.528	8	28	.286	20	38	.526	34	50	84	6.0	29	1	10	15	39	8	122	8.7
TOTAL	**50**	**14**	**601**	**12.0**	**92**	**177**	**.520**	**22**	**70**	**.314**	**39**	**79**	**.494**	**72**	**114**	**186**	**3.7**	**75**	**2**	**23**	**30**	**46**	**16**	**245**	**4.9**

34

COLLINS
ONYEJIAKA

Abuja, Nigeria
The Newman School

Center / Freshman / 6-11 / 265

CAREER HIGHS

Points	2	vs. North Dakota (11/3/25)
Rebounds	5	vs. North Dakota (11/3/25)
Assists	N/A	
Steals	N/A	
Blocks	N/A	
Minutes	6	vs. North Dakota (11/3/25)
Field Goals	1	vs. North Dakota (11/3/25)
FG Att.	1	vs. North Dakota (11/3/25)
3-Point FG	N/A	
3-Point Att.	N/A	
Free Throws	N/A	
FT Att.	2	vs. North Dakota (11/3/25)

2025-26 SEASON HIGHS

Points	2	vs. North Dakota (11/3/25)
Rebounds	5	vs. North Dakota (11/3/25)
Assists	N/A	
Steals	N/A	
Blocks	N/A	
Minutes	6	vs. North Dakota (11/3/25)
Field Goals	1	vs. North Dakota (11/3/25)
FG Att.	1	2x, last at St. John's (11/8/25)
3-Point FG	N/A	
3-Point Att.	N/A	
Free Throws	N/A	
FT Att.	2	vs. North Dakota (11/3/25)

MISCELLANEOUS STATS

CATEGORY	2025-26	CAREER
Double-digit scoring	0	0
20+ point games	0	0
Double-digit rebounding	0	0
Double-doubles	0	0
Led UA in scoring	0	0
Led UA in rebounding	0	0
Led UA in three-pointers	0	0
Led UA in assists	0	0
Led UA in steals	0	0
Led UA in blocks	0	0
5+ assist games	0	0
3+ three-pointers	0	0
3+ steal games	0	0
3+ block games	0	0

ONYEJIAKA'S NOTES

2025-26 Alabama Men's Basketball
Individual Game-by-Game
All games

Page 16/17
as of Jan 03, 2026

#34 ONYEJIAKA, Collins

				Total		3-Pointers		Free throws		Rebounds											
Opponent	Date	GS	MIN	FG-FGA	PCT	3FG-3FGA	PCT	FT-FTA	PCT	OFF	DEF	TOT	AVG	PF	A	TO	BLK	STL	PTS	AVG
North Dakota	11/03/2025		05:51	1-1	1.000	0-0	.000	0-2	.000	1	4	5	5.0	2	0	1	0	0	2	2.0
at St. John's (NY)	11/08/2025		03:34	0-1	.000	0-0	.000	0-0	.000	0	1	1	3.0	2	0	1	0	0	0	1.0
Totals		**0**	**09:24**	**1-2**	**.500**	**0-0**	**.000**	**0-2**	**.000**	**1**	**5**	**6**	**3.0**	**4**	**0**	**2**	**0**	**0**	**2**	**1.0**

Player Averages

Games Played	Minutes/ game	Points/ game	FG Pct	3FG Pct	FT Pct	Rebounds/ game	Assists/ game	Turnovers/ game	Assist/Turnover ratio	Steals/ game	Blocks/ game
2	4.7	1.0	50.0	0.0	0.0	3.0	0.0	1.0	0.0	0.0	0.0

Prep

- Rated as a four-star prospect in the 2026 recruiting class, the No. 2 prospect in Massachusetts and the No. 12 center in the country before reclassifying
- Averaged 9.5 points, 7.9 rebounds and 2.7 blocks per game during his junior season at The Newman School
- Led Newman to its first NEPSAC championship during his junior season
- Originally from Edo, Nigeria, Onyejiaka competed for Team New England and Boston Amateur Basketball Club on the AAU Circuit
- Competed at the 2025 NBPA Top 100 Camp

ONYEJIAKA'S CAREER STATS

Year	GP	GS	Min	Avg	FG	FGA	Pct	3FG	3FGA	Pct	FT	FTA	Pct	Off	Def	Tot	Avg	PF	FO	Ast	TO	Blk	Stl	Pts	Avg
2025-26	2	0	9	4.7	1	2	.500	0	0	.000	0	2	.000	1	5	6	3.0	4	0	0	2	0	0	2	1.0
TOTAL	2	0	9	4.7	1	2	.500	0	0	.000	0	2	.000	1	5	6	3.0	4	0	0	2	0	0	2	1.0

95

HOUSTON MALLETTE

Alameda, Calif.
Pepperdine
Pacifica Christian HS

Guard / Graduate / 6-5 / 185

CAREER HIGHS

Points	31	2x, last vs. Indiana State (11/22/23)
Rebounds	9	vs. Cal St. Fullerton (12/6/23)
Assists	8	vs. Cal St. LA (12/19/22)
Steals	4	2x, last vs. Portland (2/17/24)
Blocks	2	4x, last at Portland (2/3/24
Minutes	39	vs. Cal State Fullerton (12/6/23)
Field Goals	12	vs. Indiana State (11/22/23)
FG Att.	23	vs. Gonzaga (2/16/22)
3-Point FG	5	9x, last at Portland (2/3/24)
3-Point Att.	12	vs. UNLV (11/25/25)
Free Throws	9	at Gonzaga (1/4/24)
FT Att.	13	at Gonzaga (1/4/24)

2025-26 SEASON HIGHS

Points	19	vs. UNLV (11/25/25)
Rebounds	8	vs. North Dakota (11/3/25)
Assists	3	3x, last vs. Yale (12/29/25)
Steals	3	2x, last vs. UTSA (12/8/25)
Blocks	N/A	
Minutes	28	vs. North Dakota (11/3/25)
Field Goals	5	3x, last vs. Kentucky (1/3/26)
FG Att.	14	vs. UNLV (11/25/25)
3-Point FG	4	3x, last vs. Kentucky (1/3/26)
3-Point Att.	12	vs. UNLV (11/25/25)
Free Throws	5	4x, last vs. UNLV (11/25/25)
FT Att.	5	5x, last vs. Clemson (12/3/25)

MISCELLANEOUS STATS

CATEGORY	2025-26	CAREER
Double-digit scoring	7	68
20+ point games	0	6
Double-digit rebounding	0	0
Double-doubles	0	0
Led UA in scoring	0	26
Led UA in rebounding	1	8
Led UA in three-pointers	1	38
Led UA in assists	0	22
Led UA in steals	0	21
Led UA in blocks	0	7
5+ assist games	0	11
3+ three-pointers	4	33
3+ steal games	1	8
3+ block games	0	0

MALLETTE'S NOTES

2025-26 Alabama Men's Basketball
Individual Game-by-Game
All games

as of Jan 03, 2026

#95 MALLETTE, Houston

				Total		3-Pointers		Free throws		Rebounds											
Opponent	Date	GS	MIN	FG-FGA	PCT	3FG-3FGA	PCT	FT-FTA	PCT	OFF	DEF	TOT	AVG	PF	A	TO	BLK	STL	PTS	AVG
North Dakota	11/03/2025	*	28:23	4-6	.667	2-4	.500	5-5	1.000	4	4	8	8.0	1	3	2	0	0	15	15.0
at St. John's (NY)	11/08/2025	*	22:53	1-6	.167	1-6	.167	5-5	1.000	2	3	5	6.5	3	0	0	0	0	8	11.5
Purdue	11/13/2025	*	18:50	3-7	.429	3-6	.500	0-0	.000	1	1	2	5.0	2	2	0	0	0	9	10.7
vs Illinois	11/19/2025		23:14	2-5	.400	1-4	.250	5-5	1.000	1	2	3	4.5	3	0	0	0	1	10	10.5
vs Gonzaga	11/24/2025	*	25:52	0-2	.000	0-2	.000	0-0	.000	1	1	2	4.0	0	0	0	0	0	0	8.4
vs UNLV	11/25/2025	*	21:03	5-14	.357	4-12	.333	5-5	1.000	1	1	2	3.7	2	2	0	0	3	19	10.2
vs Maryland	11/26/2025	*	24:15	3-7	.429	3-6	.500	0-0	.000	2	3	5	3.9	1	2	1	0	2	9	10.0
Clemson	12/03/2025	*	32:33	2-6	.333	2-6	.333	4-5	.800	2	1	3	3.8	1	1	0	0	1	10	10.0
UTSA	12/07/2025	*	23:22	0-5	.000	0-5	.000	1-1	1.000	2	1	3	3.7	1	3	1	0	3	1	9.0
vs Arizona	12/13/2025		23:34	1-3	.333	1-3	.333	0-0	.000	1	3	4	3.7	1	1	0	0	0	3	8.4
South Fla.	12/17/2025	*	25:09	5-8	.625	3-5	.600	1-2	.500	3	4	7	4.0	1	1	1	0	2	14	8.9
vs Kennesaw St.	12/21/2025	*	25:57	1-2	.500	1-2	.500	0-0	.000	0	6	6	4.2	2	0	0	0	0	3	8.4
Yale	12/29/2025	*	25:24	4-9	.444	4-9	.444	0-0	.000	1	2	3	4.1	1	3	0	0	0	12	8.7
Kentucky	01/03/2026		22:17	5-7	.714	4-6	.667	0-0	.000	2	3	5	4.1	3	0	1	0	0	14	9.1
Totals		**11**	**342:45**	**36-87**	**.414**	**29-76**	**.382**	**26-28**	**.929**	**23**	**35**	**58**	**4.1**	**22**	**18**	**6**	**0**	**12**	**127**	**9.1**

Player Averages

Games Played	Minutes/ game	Points/ game	FG Pct	3FG Pct	FT Pct	Rebounds/ game	Assists/ game	Turnovers/ game	Assist/Turnover ratio	Steals/ game	Blocks/ game
14	24.5	9.1	41.4	38.2	92.9	4.1	1.3	0.4	3.0	0.9	0.0

2024-25

- Named Played in six games before sitting out the rest of the season due to a season-ending injury

2022-24 (Pepperdine)

- Named to the 2024 All-WCC Honorable Mention squad
- Named to the 2022 All-WCC Freshman Team
- Scored 1,295 career points in his three seasons at Pepperdine
- Played in 94 games including 90 starts for the Waves
- Scored double figures in 61 collegiate games, including 22 times during his junior campaign
- Scored a career-high 31 points on Nov. 22 vs. Indiana State
- Ranked No. 5 in the WCC in scoring (14.7 ppg) and three-point field goal percentage (42.0) in 2024

Prep

- Scored 1,325 career points at Pacifica Christian high school
- A three-time All-CIF Southern Section honoree
- Averaged 19.4 points and 10.0 rebounds as a senior
- On the AAU circuit Mallette played for West Coast Elite and the Oakland Soldiers
- His father, Wesley, was a two-sport athlete at James Madison and is currently a Deputy AD at South Carolina

MALLETTE'S CAREER STATS

Year	GP	GS	Min	Avg	FG	FGA	Pct	3FG	3FGA	Pct	FT	FTA	Pct	Off	Def	Tot	Avg	PF	FO	Ast	TO	Blk	Stl	Pts	Avg
2021-22*	32	29	1015	31.7	157	356	.441	71	186	.382	51	66	.773	8	99	107	3.3	70	1	60	42	7	21	436	13.6
2022-23*	31	30	1058	34.1	143	345	.414	55	167	.329	63	77	.818	5	108	113	3.6	63	0	77	44	2	29	404	13.0
2023-24*	31	31	975	31.4	152	353	.431	66	159	.415	85	104	.817	12	88	100	3.2	64	2	75	44	6	25	455	14.7
2024-25	6	0	47	7.8	7	12	.583	5	10	.500	0	0	.000	6	7	13	2.2	4	0	1	0	0	3	19	3.2
2025-26	14	11	343	24.5	36	87	.414	29	76	.382	26	28	.929	23	35	58	4.1	22	0	18	6	0	12	127	9.1
TOTAL	**114**	**101**	**3437**	**30.2**	**495**	**1153**	**.429**	**226**	**598**	**.378**	**225**	**275**	**.818**	**54**	**337**	**391**	**3.4**	**223**	**3**	**231**	**136**	**15**	**90**	**1441**	**12.6**

* Stats are from Pepperdine

THE LAST TIME...

TEAM...

Scored 100 points or more:
December 29, 2025 - UA 102, Yale 78

Scored 110 points or more:
November 25, 2025 - UA 115, UNLV 76

Scored less than 50 points:
Jan. 6, 2018 - Georgia 65, UA 46

Allowed 100 points:
March 15, 2025 - Alabama 82, Florida 104

Held opponent to 40 points or less:
Jan. 10, 2015 - UA 56, Tennessee 38

Held opponent to 15 pts or less in half:
Jan. 31, 2023 - 15 points allowed vs. Vanderbilt (1st half)

Scored 60 points in a half:
November 25 - 64 points in 2nd half vs. UNLV

Won an overtime game:
March 8, 2025 - UA 93, No. 1 Auburn 91 (ot)

Lost an overtime game:
March 5, 2022 - LSU 80, UA 77 (4ot)

Played a double-overtime game:
Nov. 27, 2022 - UA 103, No. 1 North Carolina 101 (4ot)

Played a triple-overtime game:
Nov. 27, 2022 - UA 103, No. 1 North Carolina 101 (4ot)

Played a quadruple-overtime game:
Nov. 27, 2022 - UA 103, No. 1 North Carolina 101 (4ot)

Shot 60% in a game:
Feb. 11, 2025 - 61.8% (34-of-55) at Texas

Shot 60% or better in a half:
Nov. 26, 2025 - 64.7% (22-of-34) 2nd half vs. Maryland

Shot 70% or better in a half:
Nov. 17, 2023 - 79% (23-of-29) in 1st half vs. Mercer

Failed to hit a three-pointer in a game:
Dec. 4, 2010 vs. Purdue (399 games)

Made at least 20 three-pointers in a game:
December 29, 2025 vs. Yale (22)

Had at least 15 steals in a game:
Dec. 7, 2025 vs. UTSA (15)

Had at least 25 assists in a game:
November 26, 2025 vs. Maryland (29)

Had at least 10 blocks in a game:
Dec. 13, 2025 vs. Arizona (15)

Forced 25 turnovers in a game:
Nov. 11, 2012 vs. West Alabama (25)

Played a ranked opponent (AP poll):
December 13, 2025 - UA 75, No. 1 Arizona 96

Beat a ranked opponent at neutral site:
November 19, 2025 - UA 90, No. 8 Illinois 86

Beat a ranked opponent at home:
Feb. 25, 2025 - UA 111, No. 24 Mississippi State 73

Beat a ranked opponent on the road:
November 8, 2025 - UA 103, No. 5 St. John's 96

Beat a top-10 opponent:
November 19, 2025 - UA 90, No. 8 Illinois 86

Beat a top-10 opponent on the road:
November 8, 2025 - UA 103, No. 5 St. John's 96

Beat a top-5 opponent:
November 8, 2025 - UA 103, No. 5 St. John's 96

Beat a top-5 opponent on the road:
November 8, 2025 - UA 103, No. 5 St. John's 96

Played a No. 1 ranked opponent:
December 13, 2025 - UA 75, No. 1 Arizona 96

Beat a No. 1 ranked opponent on the road:
March 8, 2025 - UA 93, No. 1 Auburn 91 (ot)

Beat a No. 1 ranked opponent:
March 8, 2025 - UA 93, No. 1 Auburn 91 (ot)

INDIVIDUAL...

Had a player score 50 points:
Michael Nordholz (50) vs. Southern Miss, 12/12/76 (single-game scoring record)

Had a player score 40 points:
Brandon Miller (41) at South Carolina, 2/22/23

Had a player score 35 points:
Mark Sears (35) at No. 15 Missouri, 2/19/25

Had a player score 30 points:
Mark Sears (34) vs. No. 17 BYU, 3/27/25

Had a player grab 20 rebounds:
Richard Hendrix (23) vs. Troy, 11/9/07

Had a player dish out 10 or more assists:
Aden Holloway (10) vs. Maryland, 11/26/25

Had a player block five shots:
Aiden Sherrell (8) vs. Arizona, 12/13/25

Had a player block 10 shots:
Roy Rogers (10) vs. LSU, 2/17/96

Had a player with seven or more steals in a game:
Jeremy Hays (8) vs. Oregon State, 12/12/98

Had three players score 20 or more in a game
Jalil Bethea (21), London Jemison (20), and Labaron Philon Jr. (20) vs. UTSA, 12/7/25

Had two players record a double-double in same game:
Mouhamed Dioubate (10 pts, 11 rebs), Mark Sears (21 pts, 10 assts) vs. No. 24 Mississippi State, 1/4/25

Had three players record a double-double in same game:
Jermareo Davidson (12 pts, 12 rebs), Alonzo Gee (22 pts, 10 rebs), Richard Hendrix (18 pts, 12 rebs) vs. Louisiana Monroe, 11/28/06

Had a player record a double-double in three consecutive games:
Donta Hall (14 pts, 16 rebs vs. Texas A&M, 12 pts, 11 rebs at Missouri, 16 pts, 12 rebs vs. Tennessee) (Jan. 12, Jan. 16, Jan. 19, 2019)

Had a player record a double-double in four consecutive games:
Donta Hall (14 pts, 16 rebs vs. Texas A&M, 12 pts, 11 rebs at Missouri, 16 pts, 12 rebs vs. Tennessee, 10 pts, 11 rebs vs. Ole Miss) (Jan. 12, Jan. 16, Jan. 19, Jan. 22, 2019)

Had six or more players score in double figures:
Aden Holloway (29), Houston Mallette (19), London Jemison (18), Amari Allen (13), Labaron Philon Jr. (13) and Taylor Bol Bowen (12) vs. UNLV

Players who recorded a triple-double:
Aaron Estrada (18 pts, 10 rebs, 10 asts) at Ole Miss, 2/28/24
Kira Lewis Jr. (10 pts, 10 rebs, 13 asts) at Auburn, 2/12/20
Roy Rogers (27 pts, 10 rebs, 10 blocks) vs. LSU, 2/17/96
Roy Rogers (15 pts, 12 rebs, 14 blks) at Georgia, 2/10/96

**indicates SEC record*

2025-26 BOX SCORES

GAME 1: #15/16 ALABAMA VS. NORTH DAKOTA

Official Basketball Box Score - Final
North Dakota at Alabama
11/03/25 Coleman Coliseum, Tuscaloosa
2025-26 Men's Basketball

Game Time: 7:00 PM
Game Duration: 1:57
Attendance: 13,474

Officials: Don Daily, Lucas Santos, Rob Rorke

North Dakota - 62 Record: 0-1

NO.	Name		Min	FG M-A	3P M-A	FT M-A	Rebounds OR	DR	TOT	Fouls PF	FD	TP	AS	TO	ST	Blocks BS	BA	+/-
13	George Natsvishvili	F	19:20	3-4	0-0	0-3	2	2	4	1	3	6	2	2	0	1	1	-20
2	Eli King	G	26:42	4-8	1-2	2-2	1	5	6	3	1	11	1	0	4	0	0	-28
11	Reggie Thomas	G	09:20	1-2	0-1	0-0	0	1	1	0	0	2	0	0	0	0	0	-12
16	Garrett Anderson	G	26:04	6-17	1-5	0-0	0	3	3	1	2	13	1	1	3	0	2	-23
33	Anthony Doppler	G	13:48	0-4	0-1	0-2	0	1	1	2	1	0	1	0	0	0	0	-20
1	Zach Kraft		16:25	2-6	2-6	0-0	0	0	0	0	0	6	1	0	0	0	0	-1
9	Anthony Smith III		21:46	3-8	0-1	2-2	0	0	0	1	3	8	4	2	2	0	2	-8
22	Josh Jones		10:48	0-0	0-0	0-0	0	1	1	5	0	0	2	0	1	0	0	-5
0	Marley Curtis		21:33	2-6	1-3	1-2	1	3	4	4	1	6	0	3	0	0	1	-10
3	Greyson Uelmen		24:22	2-5	0-1	2-4	0	1	1	1	3	6	1	2	1	0	1	-14
5	Matthew Bothun		07:33	0-1	0-0	0-0	0	0	0	1	0	0	0	0	0	0	0	-3
15	Ryan Erikson		02:19	1-1	0-0	2-2	0	1	1	0	1	4	0	0	0	0	0	-1
Team							3	1	4	0		0		0				
Totals				24-62	5-20	9-17	7	19	26	19	15	62	13	10	11	1	7	-29

Major Fouls: NONE

Shooting By Period		
1st FG%	13-31	41.9%
3PT%	3-8	37.5%
FT%	3-4	75%
2nd FG%	11-31	35.5%
3PT%	2-12	16.7%
FT%	6-13	46.2%
GM FG%	24-62	38.7%
3PT%	5-20	25.0%
FT%	9-17	52.9%

Dead Ball Rebounds: 4, 0

Alabama - 91 Record: 1-0

NO.	Name		Min	FG M-A	3P M-A	FT M-A	Rebounds OR	DR	TOT	Fouls PF	FD	TP	AS	TO	ST	Blocks BS	BA	+/-
5	Amari Allen	F	31:54	4-9	2-6	2-2	1	6	7	3	1	12	5	1	3	1	0	30
7	Taylor Bol Bowen	F	17:39	1-4	0-2	6-6	0	3	3	0	3	8	1	2	0	1	0	5
22	Aiden Sherrell	F	20:08	3-5	1-2	2-3	0	4	4	1	3	9	1	1	1	4	0	21
0	Labaron Philon	G	30:51	9-13	2-4	2-2	0	3	3	0	3	22	8	4	0	1	0	29
95	Houston Mallette	G	28:23	4-6	2-4	5-5	4	4	8	1	2	15	3	2	0	0	0	29
6	London Jemison		24:12	4-11	1-6	3-5	2	2	4	3	3	12	0	0	1	0	0	12
4	Davion Hannah		25:24	4-7	0-2	1-2	0	3	3	2	3	9	2	4	3	0	1	8
15	Noah Williamson		14:01	1-2	0-1	0-0	0	4	4	3	0	2	2	0	0	0	0	11
34	Collins Onyejiaka		05:51	1-1	0-0	0-2	1	4	5	2	1	2	0	1	0	0	0	-3
25	Jacob Martin		00:33	0-0	0-0	0-0	0	0	0	0	0	0	0	0	0	0	0	1
30	Klark James		00:33	0-0	0-0	0-0	0	0	0	0	0	0	0	0	0	0	0	1
31	Jack Fagan		00:33	0-0	0-0	0-0	0	0	0	0	0	0	0	0	0	0	0	1
Team							3	2	5	0		0		0				
Totals				31-58	8-27	21-27	11	35	46	15	19	91	22	15	8	7	1	29

Major Fouls: NONE

Shooting By Period		
1st FG%	17-31	54.8%
3PT%	7-16	43.8%
FT%	7-8	87.5%
2nd FG%	14-27	51.9%
3PT%	1-11	9.1%
FT%	14-19	73.7%
GM FG%	31-58	53.4%
3PT%	8-27	29.6%
FT%	21-27	77.8%

Dead Ball Rebounds: 3, 0

	UND	ALA
Biggest lead	0 (1st 20:00)	29 (2nd 2:19)
Best Scoring Run	6 (2nd 13:46)	9 (1st 15:05)
Lead Changes	0	
Times Tied	1	
Time with Lead	00:00	39:43

Points from	UND	ALA
Turnovers	13	15
Paint	30	44
Second Chance	1	8
Fast Breaks	11	24
Bench	30	25

Period by Period Scoring	1st	2nd	TOT
UND	32	30	62
ALA	48	43	91

GAME 2: #15/16 ALABAMA AT #5/6 ST. JOHN'S

Official Basketball Box Score - Final
Alabama at St. John's (NY)
11/08/25 Madison Square Garden, New York
2025-26 Men's Basketball

Game Time: 12:00 PM
Game Duration: 2:19
Attendance: 17,319

Officials: James Breeding, Courtney Green, Matt Potter

Alabama - 103 Record: 2-0

NO.	Name		Min	FG M-A	3P M-A	FT M-A	Rebounds OR	DR	TOT	Fouls PF	FD	TP	AS	TO	ST	Blocks BS	BA	+/-
7	Taylor Bol Bowen	F	28:29	6-7	1-2	4-6	4	5	9	3	3	17	1	1	2	2	0	-6
22	Aiden Sherrell	F	16:53	4-9	1-3	0-0	2	0	2	4	0	9	0	3	0	0	1	-7
0	Labaron Philon	G	28:56	10-17	2-5	3-6	1	2	3	4	4	25	3	1	1	0	1	5
2	Aden Holloway	G	32:42	9-18	2-9	1-1	0	2	2	5	3	21	4	0	1	0	0	3
95	Houston Mallette	G	22:53	1-6	1-6	5-5	2	3	5	3	2	8	0	0	0	0	0	-7
3	Latrell Wrightsell Jr.		22:29	6-13	4-8	1-3	0	3	3	1	3	17	3	0	4	0	1	17
5	Amari Allen		24:29	3-8	0-2	0-1	2	8	10	2	1	6	2	1	1	1	0	19
15	Noah Williamson		09:07	0-1	0-0	0-0	2	1	3	3	1	0	0	0	0	1	0	16
4	Davion Hannah		02:12	0-1	0-0	0-0	0	0	0	0	0	0	0	0	0	1	1	4
6	London Jemison		08:16	0-0	0-0	0-0	0	2	2	0	0	0	0	0	0	0	0	1
34	Collins Onyejiaka		03:34	0-1	0-0	0-0	0	1	1	2	0	0	0	1	0	0	0	-10
Team							1	2	3	0		0		0				
Totals				39-81	11-35	14-22	14	29	43	27	17	103	13	7	9	5	4	7

Major Fouls: Williamson (F1) 2nd 15:09

Shooting By Period		
1st FG%	20-41	48.8%
3PT%	8-20	40.0%
FT%	5-7	71.4%
2nd FG%	19-40	47.5%
3PT%	3-15	20.0%
FT%	9-15	60%
GM FG%	39-81	48.1%
3PT%	11-35	31.4%
FT%	14-22	63.6%

Dead Ball Rebounds: 3, 0

St. John's (NY) - 96 Record: 1-1

NO.	Name		Min	FG M-A	3P M-A	FT M-A	Rebounds OR	DR	TOT	Fouls PF	FD	TP	AS	TO	ST	Blocks BS	BA	+/-
1	Dillon Mitchell	F	29:19	2-2	0-0	3-5	1	3	4	2	4	7	4	0	1	0	0	-16
23	Bryce Hopkins	F	28:20	5-12	0-3	9-13	1	3	4	1	7	19	1	2	0	0	1	-8
24	Zuby Ejiofor	F	28:28	9-12	2-3	7-10	5	5	10	2	5	27	3	4	2	2	0	-14
3	Joson Sanon	G	25:12	1-6	1-2	4-4	0	4	4	3	3	7	0	0	0	0	1	-12
4	Oziyah Sellers	G	34:20	5-10	0-1	4-5	0	7	7	4	3	14	3	4	1	0	1	0
11	Ian Jackson		22:35	6-14	1-3	1-3	0	4	4	2	2	14	3	2	0	1	1	-7
2	Sadiku Ibine Ayo		17:40	1-1	0-0	0-0	0	2	2	0	1	2	3	0	0	0	0	12
6	Casper Pohto		02:34	0-0	0-0	0-0	0	0	0	0	1	0	0	0	0	0	0	3
17	Rubén Prey		11:32	2-6	2-5	0-0	0	3	3	3	1	6	1	0	0	1	1	7
Team							3	1	4	0		0		0				
Totals				31-63	6-17	28-40	10	32	42	17	27	96	18	12	4	4	5	-7

Major Fouls: NONE

Shooting By Period		
1st FG%	12-28	42.9%
3PT%	1-7	14.3%
FT%	19-23	82.6%
2nd FG%	19-35	54.3%
3PT%	5-10	50.0%
FT%	9-17	52.9%
GM FG%	31-63	49.2%
3PT%	6-17	35.3%
FT%	28-40	70.0%

Dead Ball Rebounds: 5, 1

	BAMA	SJU
Biggest lead	12 (2nd 1:44)	2 (1st 17:24)
Best Scoring Run	9 (2nd 15:18)	8 (1st 4:27)
Lead Changes	18	
Times Tied	7	
Time with Lead	32:04	05:20

Points from	BAMA	SJU
Turnovers	19	7
Paint	54	40
Second Chance	19	15
Fast Breaks	21	21
Bench	23	22

Period by Period Scoring	1st	2nd	TOT
BAMA	53	50	103
SJU	44	52	96

GAME 3: #8/9 ALABAMA VS. #2/1 PURDUE

Official Basketball Box Score - Final
Purdue at Alabama
11/13/25 Coleman Coliseum, Tuscaloosa
2025-26 Men's Basketball

Game Time: 6:00 PM
Game Duration: 2:13
Attendance: 13,474

Officials: Joe Lindsay, Bart Lenox, Brian Dorsey

Purdue - 87 Record: 3-0

NO.	Name		Min	FG M-A	3P M-A	FT M-A	Rebounds OR	DR	TOT	Fouls PF	FD	TP	AS	TO	ST	Blocks BS	BA	+/-
4	Trey Kaufman-Renn	F	33:50	9-16	1-2	0-0	8	7	15	0	3	19	5	2	0	0	1	20
45	Oscar Cluff	C	24:26	3-7	0-0	3-4	3	8	11	3	3	9	2	0	0	0	1	10
0	C.J. Cox	G	22:57	1-2	0-1	1-1	1	1	2	2	2	3	0	0	0	0	0	14
2	Fletcher Loyer	G	31:14	3-8	1-4	0-0	0	3	3	2	1	7	2	1	2	0	0	8
3	Braden Smith	G	34:14	7-19	5-10	10-12	1	6	7	3	6	29	4	3	0	0	2	7
12	Daniel Jacobsen		15:34	4-6	0-0	1-3	2	3	5	1	2	9	1	1	0	0	0	-3
24	Gicarri Harris		14:44	1-3	1-1	1-2	1	3	4	1	1	4	0	1	1	0	0	-6
14	Jack Benter		06:02	0-0	0-0	0-0	1	0	1	1	0	0	0	0	0	0	0	-14
17	Omer Mayer		16:59	3-5	1-3	0-1	0	0	0	2	1	7	2	1	0	0	0	-1
Team							2	2	4	0		0		1				
Totals				31-66	9-21	16-23	19	33	52	15	19	87	16	10	3	0	4	7

Major Fouls: NONE

Shooting By Period		
1st FG%	19-37	51.4%
3PT%	5-12	41.7%
FT%	0-2	0%
2nd FG%	12-29	41.4%
3PT%	4-9	44.4%
FT%	16-21	76.2%
GM FG%	31-66	47.0%
3PT%	9-21	42.9%
FT%	16-23	69.6%

Dead Ball Rebounds: 2, 0

Alabama - 80 Record: 2-1

NO.	Name		Min	FG M-A	3P M-A	FT M-A	Rebounds OR	DR	TOT	Fouls PF	FD	TP	AS	TO	ST	Blocks BS	BA	+/-
7	Taylor Bol Bowen	F	25:30	4-7	3-6	2-2	0	2	2	4	1	13	0	1	2	1	0	-6
22	Aiden Sherrell	F	22:59	4-5	1-2	3-3	2	2	4	2	3	12	1	0	2	0	0	-11
0	Labaron Philon	G	27:56	5-14	1-6	0-1	0	4	4	2	4	11	7	4	3	1	0	-9
2	Aden Holloway	G	35:09	7-13	5-9	2-2	0	2	2	2	2	21	3	1	0	0	0	-2
95	Houston Mallette	G	18:50	3-7	3-6	0-0	1	1	2	2	0	9	2	0	0	0	0	-8
3	Latrell Wrightsell Jr.		30:05	2-9	1-6	1-1	0	3	3	0	3	6	2	0	0	1	0	-1
5	Amari Allen		19:53	1-4	1-2	0-0	0	4	4	2	1	3	1	0	1	0	0	-4
15	Noah Williamson		09:05	1-3	1-3	0-1	1	0	1	4	1	3	0	0	0	1	0	6
4	Davion Hannah		04:36	0-0	0-0	0-0	1	0	1	1	0	0	1	0	0	0	0	-1
6	London Jemison		05:58	1-4	0-3	0-0	0	0	0	0	0	2	0	0	0	0	0	1
Team							2	3	5	0		0		0				
Totals				28-66	16-43	8-10	7	21	28	19	15	80	17	6	8	4	0	-7

Major Fouls: NONE

Shooting By Period		
1st FG%	14-31	45.2%
3PT%	10-21	47.6%
FT%	3-3	100%
2nd FG%	14-35	40.0%
3PT%	6-22	27.3%
FT%	5-7	71.4%
GM FG%	28-66	42.4%
3PT%	16-43	37.2%
FT%	8-10	80.0%

Dead Ball Rebounds: 0, 0

	PUR	ALA
Biggest lead	8 (2nd 5:11)	4 (2nd 11:34)
Best Scoring Run	7 (1st 15:09)	9 (1st 12:23)
Lead Changes	21	
Times Tied	14	
Time with Lead	23:50	07:11

Points from	PUR	ALA
Turnovers	8	9
Paint	30	22
Second Chance	16	7
Fast Breaks	0	13
Bench	20	14

Period by Period Scoring	1st	2nd	TOT
PUR	43	44	87
ALA	41	39	80

GAME 4: #11/11 ALABAMA VS. #8/8 ILLINOIS

Official Basketball Box Score - Final
Alabama at Illinois
11/19/25 United Center, Chicago
2025-26 Men's Basketball

Game Time: 8:00 PM
Game Duration: 2:23
Attendance: 17,775

Officials: Paul Szelc, D.J. Carstensen, Jeb Hartness

Alabama - 90 Record: 3-1

NO.	Name		Min	FG M-A	3P M-A	FT M-A	Rebounds OR	DR	TOT	Fouls PF	FD	TP	AS	TO	ST	Blocks BS	BA	+/-
7	Taylor Bol Bowen	F	24:40	4-8	2-6	2-2	0	3	3	4	2	12	0	0	0	2	0	8
22	Aiden Sherrell	F	08:49	1-1	1-1	3-4	1	1	2	4	3	6	0	1	1	0	0	1
0	Labaron Philon	G	24:44	9-18	3-6	3-4	2	0	2	4	3	24	5	1	1	0	1	1
2	Aden Holloway	G	30:55	4-11	2-8	1-2	1	2	3	2	2	11	3	1	1	0	0	7
3	Latrell Wrightsell Jr.	G	25:53	2-5	1-4	0-0	0	1	1	0	1	5	3	2	0	0	0	6
5	Amari Allen		29:02	3-8	2-4	1-3	2	9	11	5	3	9	4	3	1	0	1	4
15	Noah Williamson		05:31	0-1	0-1	0-0	0	0	0	0	0	0	0	0	0	1	0	-7
10	Keitenn Bristow		19:37	4-7	0-1	2-3	2	6	8	2	3	10	0	1	1	1	0	-7
95	Houston Mallette		23:14	2-5	1-4	5-5	1	2	3	3	4	10	0	0	1	0	0	2
4	Davion Hannah		04:52	1-2	1-1	0-0	0	1	1	0	0	3	0	1	0	0	1	3
6	London Jemison		02:43	0-0	0-0	0-0	0	1	1	1	0	0	0	0	0	0	0	2
Team							1	2	3	0		0		0				
Totals				30-66	13-36	17-23	10	28	38	25	21	90	15	10	6	4	3	4

Major Fouls: NONE

Shooting By Period		
1st FG%	14-33	42.4%
3PT%	8-21	38.1%
FT%	5-6	83.3%
2nd FG%	16-33	48.5%
3PT%	5-15	33.3%
FT%	12-17	70.6%
GM FG%	30-66	45.5%
3PT%	13-36	36.1%
FT%	17-23	73.9%

Dead Ball Rebounds: 6, 2

Illinois - 86 Record: 4-1

NO.	Name		Min	FG M-A	3P M-A	FT M-A	Rebounds OR	DR	TOT	Fouls PF	FD	TP	AS	TO	ST	Blocks BS	BA	+/-
0	David Mirkovic	F	30:26	4-13	2-6	0-1	2	8	10	1	4	10	4	1	3	1	2	-2
44	Zvonimir Ivisic	C	16:20	1-5	1-4	0-2	1	2	3	1	2	3	0	0	0	0	0	2
2	Andrej Stojakovic	G	30:15	11-16	2-3	2-5	3	0	3	2	4	26	0	5	0	0	1	0
4	Kylan Boswell	G	33:03	8-18	0-4	6-7	1	3	4	4	6	22	7	1	1	0	1	2
23	Keaton Wagler	G	35:50	2-9	1-4	3-5	1	2	3	5	6	8	1	0	1	0	0	-1
3	Ben Humrichous		26:08	3-9	3-8	2-2	3	3	6	4	2	11	0	0	1	2	0	-2
13	Tomislav Ivisic		14:29	1-2	1-2	0-0	1	2	3	2	1	3	0	2	1	0	0	-5
15	Jake Davis		01:49	0-0	0-0	0-0	0	0	0	1	0	0	0	0	0	0	0	-2
77	Mihailo Petrovic		11:40	1-1	1-1	0-0	0	1	1	1	0	3	5	1	0	0	0	-12
Team							2	5	7	0		0		1				
Totals				31-73	11-32	13-22	14	26	40	21	25	86	17	11	7	3	4	-4

Major Fouls: NONE

Shooting By Period		
1st FG%	15-36	41.7%
3PT%	8-20	40.0%
FT%	4-5	80%
2nd FG%	16-37	43.2%
3PT%	3-12	25.0%
FT%	9-17	52.9%
GM FG%	31-73	42.5%
3PT%	11-32	34.4%
FT%	13-22	59.1%

Dead Ball Rebounds: 7, 0

	Alaba	Illino
Biggest lead	9 (2nd 9:27)	9 (1st 13:35)
Best Scoring Run	8 (2nd 17:38)	7 (1st 13:35)
Lead Changes	1	
Times Tied	0	
Time with Lead	18:25	21:07

Points from	Alaba	Illino
Turnovers	9	6
Paint	30	40
Second Chance	14	16
Fast Breaks	16	11
Bench	32	17

Period by Period Scoring	1st	2nd	TOT
Alaba	41	49	90
Illino	42	44	86

2025-26 BOX SCORES

GAME 5: #8/9 ALABAMA VS. #12/10 GONZAGA

Official Basketball Box Score - Final
Gonzaga at Alabama
11/24/25 MGM Grand Garden Arena, Las Vegas
2025-26 Men's Basketball

Game Time: 6:30 PM
Game Duration: 2:16
Officials: Don Daily, Greg Nixon, Edwin Young

Gonzaga - 95 Record: 6-0

NO.	Name		Min	FG M-A	3P M-A	FT M-A	Rebounds OR	DR	TOT	Fouls PF	FD	TP	AS	TO	ST	Blocks BS	BA	+/-
15	Graham Ike	F	33:12	8-19	0-1	5-6	3	8	11	3	7	21	3	0	0	0	2	14
34	Braden Huff	F	26:17	9-12	0-1	0-3	4	4	8	2	2	18	2	2	1	1	0	12
7	Tyon Grant-Foster	G	29:34	9-16	1-4	2-4	5	2	7	2	4	21	1	1	1	2	0	14
17	Mario Saint-Supery	G	31:57	0-2	0-1	10-11	0	5	5	0	6	10	6	3	1	0	0	21
23	Adam Miller	G	15:08	2-8	1-5	2-2	1	2	3	3	1	7	0	0	0	0	0	2
8	Jalen Warley		19:48	1-2	0-0	0-0	1	2	3	2	0	2	0	1	1	0	1	-5
5	Emmanuel Innocenti		11:54	2-3	0-1	0-0	2	0	2	2	0	4	1	2	2	0	0	-8
2	Steele Venters		22:40	4-9	4-8	0-0	1	1	2	5	0	12	0	1	1	0	0	8
3	Braeden Smith		08:05	0-1	0-1	0-0	0	1	1	1	0	0	0	1	0	0	0	-10
4	Davis Fogle		01:25	0-0	0-0	0-0	0	0	0	0	0	0	0	0	0	0	0	2
Team							3	3	6	0		0		0				
Totals				35-72	6-22	19-26	20	28	48	20	20	95	13	11	7	3	3	10

Major Fouls: NONE

Shooting By Period		
1st FG%	18-36	50.0%
3PT%	3-12	25.0%
FT%	6-12	50%
2nd FG%	17-36	47.2%
3PT%	3-10	30.0%
FT%	13-14	92.9%
GM FG%	35-72	48.6%
3PT%	6-22	27.3%
FT%	19-26	73.1%

Dead Ball Rebounds: 1, 0

Alabama - 85 Record: 3-2

NO.	Name		Min	FG M-A	3P M-A	FT M-A	Rebounds OR	DR	TOT	Fouls PF	FD	TP	AS	TO	ST	Blocks BS	BA	+/-
7	Taylor Bol Bowen	F	13:53	1-3	0-1	0-0	1	3	4	5	0	2	1	0	0	0	1	-5
22	Aiden Sherrell	F	30:02	6-9	0-1	2-5	4	2	6	2	4	14	2	2	1	3	0	-14
0	Labaron Philon	G	36:54	11-18	3-6	4-7	0	0	0	3	5	29	7	6	2	0	0	-12
2	Aden Holloway	G	28:21	4-15	2-10	3-3	1	2	3	2	4	13	2	0	1	0	2	-7
95	Houston Mallette	G	25:52	0-2	0-2	0-0	1	1	2	0	0	0	0	0	0	0	0	-6
10	Keitenn Bristow		18:50	3-9	0-2	1-2	3	8	11	2	3	7	0	3	1	0	0	-2
5	Amari Allen		29:37	4-7	2-4	4-6	1	3	4	2	3	14	1	1	2	0	0	-4
6	London Jemison		08:18	2-2	2-2	0-0	0	4	4	4	1	6	0	1	0	0	0	3
15	Noah Williamson		04:00	0-2	0-1	0-0	0	0	0	0	0	0	0	0	0	0	0	-1
4	Davion Hannah		04:13	0-0	0-0	0-0	0	0	0	0	0	0	0	0	0	0	0	-2
Team							2	0	2	0		0		0				
Totals				31-67	9-29	14-23	13	23	36	20	20	85	13	13	7	3	3	-10

Major Fouls: NONE

Shooting By Period		
1st FG%	16-33	48.5%
3PT%	3-14	21.4%
FT%	7-8	87.5%
2nd FG%	15-34	44.1%
3PT%	6-15	40.0%
FT%	7-15	46.7%
GM FG%	31-67	46.3%
3PT%	9-29	31.0%
FT%	14-23	60.9%

Dead Ball Rebounds: 4, 0

	GON	ALA
Biggest lead	13 (2nd 0:50)	6 (1st 10:10)
Best Scoring Run	11 (2nd 2:47)	10 (2nd 11:55)
Lead Changes	11	
Times Tied	8	
Time with Lead	20:46	15:56

Points from	GON	ALA
Turnovers	14	9
Paint	52	42
Second Chance	25	10
Fast Breaks	16	10
Bench	18	27

Period by Period Scoring	1st	2nd	TOT
GON	45	50	95
ALA	42	43	85

GAME 6: #8/9 ALABAMA VS. UNLV

Official Basketball Box Score - Final
UNLV at Alabama
11/25/25 MGM Grand Garden Arena, Las Vegas
2025-26 Men's Basketball

Game Time: 9:00 PM
Game Duration: 2:01
Attendance: 2,799
Officials: Lee Cassell, Owen Shortt, Tommy Morrissey

UNLV - 76 Record: 3-4

NO.	Name		Min	FG M-A	3P M-A	FT M-A	Rebounds OR	DR	TOT	Fouls PF	FD	TP	AS	TO	ST	Blocks BS	BA	+/-
2	Kimani Hamilton	F	31:41	6-15	0-3	1-1	2	3	5	5	2	13	4	0	0	0	1	-30
6	Tyrin Jones	F	32:57	2-4	0-0	0-4	1	2	3	2	2	4	6	0	1	1	0	-39
0	Dra Gibbs-Lawhorn	G	33:46	9-19	3-8	4-5	0	4	4	2	3	25	1	4	3	0	1	-35
3	Howie Fleming Jr.	G	31:53	3-6	1-1	0-0	2	2	4	2	2	7	1	4	1	0	1	-28
12	Issac Williamson	G	28:51	6-16	4-10	2-4	0	2	2	4	4	18	2	1	0	1	2	-37
7	Al Green		18:28	3-5	1-3	0-0	0	1	1	2	0	7	0	1	2	0	0	-11
1	Ladji Dembele		10:00	0-3	0-2	0-0	1	1	2	3	0	0	0	0	0	0	0	-3
22	Walter Brown		12:24	1-3	0-1	0-0	1	1	2	3	1	2	2	0	1	0	1	-12
Team							3	2	5	0		0		0				
Totals				30-71	9-28	7-14	10	18	28	23	14	76	16	10	8	2	6	-39

Major Fouls: NONE

Shooting By Period		
1st FG%	14-35	40.0%
3PT%	5-18	27.8%
FT%	3-7	42.9%
2nd FG%	16-36	44.4%
3PT%	4-10	40.0%
FT%	4-7	57.1%
GM FG%	30-71	42.3%
3PT%	9-28	32.1%
FT%	7-14	50.0%

Dead Ball Rebounds: 4, 0

Alabama - 115 Record: 4-2

NO.	Name		Min	FG M-A	3P M-A	FT M-A	Rebounds OR	DR	TOT	Fouls PF	FD	TP	AS	TO	ST	Blocks BS	BA	+/-
7	Taylor Bol Bowen	F	20:27	3-6	1-4	5-5	0	7	7	2	3	12	0	0	1	1	0	27
22	Aiden Sherrell	F	12:39	3-5	0-0	1-2	4	4	8	0	1	7	1	0	0	1	1	16
0	Labaron Philon	G	22:42	6-10	0-3	1-3	1	3	4	1	2	13	4	2	2	0	0	8
2	Aden Holloway	G	24:57	9-14	5-6	3-3	1	3	4	3	4	26	4	2	0	0	1	34
95	Houston Mallette	G	21:03	5-14	4-12	5-5	1	1	2	2	3	19	2	0	3	0	0	39
4	Davion Hannah		24:36	0-0	0-0	0-0	0	1	1	0	0	0	1	0	1	0	0	19
5	Amari Allen		17:52	4-6	2-4	3-4	1	4	5	1	2	13	6	3	0	2	0	8
6	London Jemison		23:46	5-7	2-3	6-7	2	3	5	0	5	18	0	2	0	0	0	29
10	Keitenn Bristow		11:55	0-2	0-1	3-4	0	3	3	1	2	3	0	0	0	1	0	2
15	Noah Williamson		17:41	1-1	0-0	2-2	2	4	6	4	1	4	2	3	0	0	0	12
25	Jacob Martin		02:22	0-0	0-0	0-0	0	0	0	0	0	0	0	0	0	1	0	1
Team							2	1	3	0		0		0				
Totals				36-65	14-33	29-35	14	34	48	14	23	115	20	12	7	6	2	39

Major Fouls: NONE

Shooting By Period		
1st FG%	15-32	46.9%
3PT%	6-17	35.3%
FT%	15-19	78.9%
2nd FG%	21-33	63.6%
3PT%	8-16	50.0%
FT%	14-16	87.5%
GM FG%	36-65	55.4%
3PT%	14-33	42.4%
FT%	29-35	82.9%

Dead Ball Rebounds: 3, 0

	UNV	ALA
Biggest lead	1 (1st 19:17)	41 (2nd 1:36)
Best Scoring Run	7 (2nd 16:15)	12 (2nd 7:02)
Lead Changes	4	
Times Tied	0	
Time with Lead	01:50	37:56

Points from	UNV	ALA
Turnovers	10	15
Paint	42	42
Second Chance	7	16
Fast Breaks	4	16
Bench	9	38

Period by Period Scoring	1st	2nd	TOT
UNV	36	40	76
ALA	51	64	115

GAME 7: #8/9 ALABAMA VS. MARYLAND

Official Basketball Box Score - Final
Maryland at Alabama
11/26/25 MGM Grand Garden Arena, Las Vegas
2025-26 Men's Basketball

Game Time: 9:00 PM
Game Duration: 1:53
Attendance: 3,947
Officials: D.J. Carstensen, Nathan Farrell, Owen Shortt

Maryland - 72 Record: 5-3

NO.	Name		Min	FG M-A	3P M-A	FT M-A	Rebounds OR	DR	TOT	Fouls PF	FD	TP	AS	TO	ST	Blocks BS	BA	+/-
13	Elijah Saunders	F	24:10	2-7	0-1	0-0	4	1	5	2	0	4	3	1	0	0	0	-27
21	Pharrel Payne	F	26:21	5-13	0-0	4-5	1	3	4	1	5	14	4	1	0	2	3	-22
1	Darius Adams	G	27:12	7-17	5-7	1-2	0	3	3	4	2	20	0	3	1	0	2	-18
7	Andre Mills	G	30:48	3-11	0-5	0-0	0	3	3	2	1	6	1	0	0	0	1	-20
8	David Coit	G	15:54	3-5	0-2	0-1	0	1	1	0	2	6	0	1	1	0	0	-35
2	Myles Rice		11:40	0-4	0-2	0-0	0	0	0	1	1	0	3	0	0	0	1	-11
12	Isaiah Watts		18:20	2-6	0-2	0-0	0	1	1	1	0	4	0	1	1	0	1	-16
24	Aleks Alston		25:00	3-9	2-6	0-1	3	4	7	1	1	8	1	1	1	0	1	-14
18	Guillermo Del Pino		20:11	3-4	2-2	2-2	0	0	0	2	1	10	0	1	2	0	0	-2
45	Collin Metcalf		00:24	0-0	0-0	0-0	0	0	0	1	0	0	0	0	0	0	0	0
Team							5	1	6	0		0		0				
Totals				28-76	9-27	7-11	13	17	30	15	13	72	12	9	6	2	9	-33

Major Fouls: NONE

Shooting By Period		
1st FG%	12-36	33.3%
3PT%	3-15	20.0%
FT%	2-3	66.7%
2nd FG%	16-40	40.0%
3PT%	6-12	50.0%
FT%	5-8	62.5%
GM FG%	28-76	36.8%
3PT%	9-27	33.3%
FT%	7-11	63.6%

Dead Ball Rebounds: 1, 0

Alabama - 105 Record: 5-2

NO.	Name		Min	FG M-A	3P M-A	FT M-A	Rebounds OR	DR	TOT	Fouls PF	FD	TP	AS	TO	ST	Blocks BS	BA	+/-
7	Taylor Bol Bowen	F	22:50	5-9	0-3	2-2	1	4	5	1	3	12	0	0	0	1	0	17
22	Aiden Sherrell	F	22:32	5-7	0-0	1-2	1	8	9	3	1	11	1	2	1	5	2	14
0	Labaron Philon	G	25:09	7-11	2-4	4-4	0	4	4	3	4	20	6	5	0	0	0	10
2	Aden Holloway	G	26:57	5-9	5-7	2-2	0	3	3	2	1	17	10	2	0	0	0	40
95	Houston Mallette	G	24:15	3-7	3-6	0-0	2	3	5	1	1	9	2	1	2	0	0	25
4	Davion Hannah		16:01	5-7	1-2	1-2	0	4	4	0	1	12	2	0	1	0	0	8
5	Amari Allen		27:22	4-7	2-4	0-0	1	6	7	2	0	10	6	0	0	1	0	18
6	London Jemison		20:18	4-6	1-3	2-2	1	3	4	0	2	11	1	1	2	2	0	18
15	Noah Williamson		12:15	0-3	0-2	2-2	0	1	1	1	1	2	0	1	1	0	0	17
25	Jacob Martin		02:21	0-0	0-0	1-2	1	0	1	0	1	1	1	0	0	0	0	-2
Team							4	2	6	0		0		0				
Totals				38-66	14-31	15-18	11	38	49	13	15	105	29	12	7	9	2	33

Major Fouls: NONE

Shooting By Period		
1st FG%	16-32	50.0%
3PT%	9-20	45.0%
FT%	8-10	80%
2nd FG%	22-34	64.7%
3PT%	5-11	45.5%
FT%	7-8	87.5%
GM FG%	38-66	57.6%
3PT%	14-31	45.2%
FT%	15-18	83.3%

Dead Ball Rebounds: 3, 0

	MRD	ALA
Biggest lead	0 (1st 20:00)	39 (2nd 3:24)
Best Scoring Run	7 (1st 4:14)	11 (2nd 5:48)
Lead Changes	0	
Times Tied	0	
Time with Lead	00:00	39:44

Points from	MRD	ALA
Turnovers	12	12
Paint	30	48
Second Chance	8	14
Fast Breaks	5	16
Bench	22	36

Period by Period Scoring	1st	2nd	TOT
MRD	29	43	72
ALA	49	56	105

GAME 8: #12/12 ALABAMA VS. RV/RV CLEMSON

Official Basketball Box Score - Final
Clemson at Alabama
12/03/25 Coleman Coliseum, Tuscaloosa
2025-26 Men's Basketball

Game Time: 6:15 PM
Game Duration: 2:23
Attendance: 13,474
Officials: Don Daily, Jeb Hartness, Byron Jarrett

Clemson - 84 Record: 7-2

NO.	Name		Min	FG M-A	3P M-A	FT M-A	Rebounds OR	DR	TOT	Fouls PF	FD	TP	AS	TO	ST	Blocks BS	BA	+/-
0	RJ Godfrey	F	32:27	6-10	0-0	7-9	1	3	4	2	5	19	3	3	1	1	3	-6
10	Jake Wahlin	F	22:00	3-5	0-0	5-5	1	5	6	3	3	11	0	0	0	1	1	12
22	Carter Welling	C	16:48	1-5	0-1	0-0	2	2	4	2	0	2	0	2	2	0	1	-12
1	Jestin Porter	G	15:58	2-7	0-3	0-0	1	0	1	2	0	4	1	0	0	0	0	3
2	Dillon Hunter	G	32:39	5-7	0-1	3-5	0	5	5	3	3	13	4	0	2	0	1	1
4	Efrem Johnson		23:40	2-7	2-6	2-2	3	2	5	1	1	8	0	1	0	0	0	-15
5	Zac Foster		25:50	5-17	1-6	1-1	2	3	5	4	2	12	3	0	0	1	3	1
11	Nick Davidson		13:48	4-6	0-0	3-4	1	2	3	0	2	11	1	0	0	0	1	6
3	Chase Thompson		01:28	0-1	0-1	1-2	0	0	0	1	1	1	0	0	0	0	0	-6
21	Ace Buckner		13:04	1-5	1-1	0-0	3	1	4	2	1	3	0	0	1	0	1	-13
44	Trent Steinour		01:05	0-1	0-0	0-0	2	0	2	0	1	0	0	0	0	0	1	1
8	Dallas Thomas		01:14	0-0	0-0	0-0	0	0	0	1	0	0	0	0	0	0	0	-2
Team							2	2	4	0		0		1				
Totals				29-71	4-19	22-28	18	25	43	21	19	84	12	7	6	3	12	-6

Major Fouls: Welling (F1) 1st 12:48 Thompson (F1) 1st 8:45

Shooting By Period		
1st FG%	11-37	29.7%
3PT%	2-14	14.3%
FT%	6-8	75%
2nd FG%	18-34	52.9%
3PT%	2-5	40.0%
FT%	16-20	80%
GM FG%	29-71	40.8%
3PT%	4-19	21.1%
FT%	22-28	78.6%

Dead Ball Rebounds: 3, 0

Alabama - 90 Record: 6-2

NO.	Name		Min	FG M-A	3P M-A	FT M-A	Rebounds OR	DR	TOT	Fouls PF	FD	TP	AS	TO	ST	Blocks BS	BA	+/-
5	Amari Allen	F	35:43	7-13	1-4	5-7	4	7	11	3	4	20	4	2	0	1	1	-2
7	Taylor Bol Bowen	F	28:08	4-8	3-7	0-0	1	4	5	3	0	11	3	0	0	2	0	8
22	Aiden Sherrell	F	29:27	1-3	0-1	3-8	3	7	10	2	5	5	0	1	0	8	1	9
0	Labaron Philon	G	33:15	9-17	3-7	8-8	0	1	1	4	5	29	3	2	0	0	0	10
95	Houston Mallette	G	32:33	2-6	2-6	4-5	2	1	3	1	3	10	1	0	1	0	0	2
4	Davion Hannah		10:55	0-3	0-1	0-0	0	1	1	2	0	0	0	2	0	1	1	2
6	London Jemison		18:49	4-7	3-6	2-3	1	1	2	1	3	13	0	0	2	0	0	5
15	Noah Williamson		05:01	0-1	0-1	0-0	0	0	0	2	0	0	0	1	0	0	0	-10
1	Jalil Bethea		06:09	1-2	0-1	0-0	1	2	3	1	1	2	2	0	0	0	0	6
Team							1	2	3	0		0		1				
Totals				28-60	12-34	22-31	13	26	39	19	21	90	13	9	3	12	3	6

Major Fouls: Allen (F1) 2nd 10:05

Shooting By Period		
1st FG%	14-28	50.0%
3PT%	8-18	44.4%
FT%	9-14	64.3%
2nd FG%	14-32	43.8%
3PT%	4-16	25.0%
FT%	13-17	76.5%
GM FG%	28-60	46.7%
3PT%	12-34	35.3%
FT%	22-31	71.0%

Dead Ball Rebounds: 3, 1

	CU	ALA
Biggest lead	2 (1st 19:41)	19 (1st 9:48)
Best Scoring Run	10 (2nd 14:02)	8 (2nd 0:14)
Lead Changes	7	
Times Tied	6	
Time with Lead	01:05	36:37

Points from	CU	ALA
Turnovers	4	8
Paint	50	32
Second Chance	6	14
Fast Breaks	12	7
Bench	35	15

Period by Period Scoring	1st	2nd	TOT
CU	30	54	84
ALA	45	45	90

2025-26 BOX SCORES

GAME 9: #12/12 ALABAMA VS. UTSA

Official Basketball Box Score - Final
UTSA at Alabama
12/07/25 Coleman Coliseum, Tuscaloosa
2025-26 Men's Basketball

Game Time: 1:00 PM
Game Duration: 1:52
Attendance: 13,474

Officials: Courtney Green, Lucas Santos, Michael Wallace

UTSA - 55 Record: 4-5

NO.	Name		Min	FG M-A	3P M-A	FT M-A	Rebounds OR	DR	TOT	Fouls PF	FD	TP	AS	TO	ST	Blocks BS	BA	+/-
1	Kaidon Rayfield	F	21:50	3-6	0-1	0-5	0	5	5	4	4	6	1	4	0	0	0	-7
23	Matheo Coffi	F	15:57	0-2	0-1	0-0	1	2	3	0	0	0	0	2	0	0	1	-2
0	Dorian Hayes	G	33:18	4-8	4-8	0-0	1	4	5	4	1	12	0	0	1	1	0	-38
2	Austin Nunez	G	30:51	2-11	1-6	2-2	0	2	2	3	3	7	4	1	0	0	3	-30
7	Jamir Simpson	G	27:19	7-17	2-8	4-5	1	6	7	3	3	20	0	3	1	0	1	-17
4	Brent Moss		24:50	1-9	1-8	0-0	0	3	3	0	0	3	1	1	1	0	1	-36
12	Daniel Akitoby		07:31	1-1	0-0	1-2	1	1	2	0	1	3	0	1	0	0	0	-12
24	Baboucarr Njie		25:01	0-2	0-0	0-0	1	4	5	2	1	0	2	5	0	2	0	-38
6	Macaleab Rich		07:28	1-3	0-1	0-2	1	1	2	1	2	2	0	1	1	0	0	-18
10	Mo Njie		05:55	1-2	0-0	0-0	2	0	2	0	0	2	0	0	0	0	0	-12
Team							1	4	5	0		0		0				
Totals				20-61	8-33	7-16	9	32	41	17	15	55	8	18	4	3	6	-42

Major Fouls: Akitoby (TF) 1st 7:49

Shooting By Period		
1st FG%	6-26	23.1%
3PT%	2-14	14.3%
FT%	3-6	50%
2nd FG%	14-35	40.0%
3PT%	6-19	31.6%
FT%	4-10	40%
GM FG%	20-61	32.8%
3PT%	8-33	24.2%
FT%	7-16	43.8%

Dead Ball Rebounds: 3, 0

Alabama - 97 Record: 7-2

NO.	Name		Min	FG M-A	3P M-A	FT M-A	Rebounds OR	DR	TOT	Fouls PF	FD	TP	AS	TO	ST	Blocks BS	BA	+/-
5	Amari Allen	F	33:11	5-13	1-6	0-0	1	9	10	2	0	11	4	1	2	1	0	31
22	Aiden Sherrell	F	19:34	1-6	1-4	0-0	6	5	11	0	1	3	1	1	0	3	2	21
0	Labaron Philon	G	22:13	7-11	3-6	3-4	2	5	7	1	3	20	6	0	4	0	0	20
3	Latrell Wrightsell Jr.	G	20:57	4-18	2-14	0-0	0	3	3	4	1	10	4	0	1	0	1	15
95	Houston Mallette	G	23:22	0-5	0-5	1-1	2	1	3	1	1	1	3	1	3	0	0	26
6	London Jemison		17:50	6-10	2-6	6-7	1	1	2	3	4	20	0	0	2	0	0	18
1	Jalil Bethea		21:56	6-12	5-10	4-4	0	6	6	1	3	21	2	0	2	0	0	26
4	Davion Hannah		23:00	2-5	2-5	3-4	3	5	8	0	4	9	2	2	1	0	0	28
15	Noah Williamson		11:20	0-0	0-0	0-0	2	1	3	3	0	0	0	0	0	1	0	13
11	Preston Murphy Jr.		04:47	0-1	0-1	0-0	0	2	2	0	0	0	0	0	0	0	0	9
25	Jacob Martin		01:50	1-1	0-0	0-0	0	0	0	0	0	2	0	0	0	1	0	3
Team							2	0	2	0		0		0				
Totals				32-82	16-57	17-20	19	38	57	15	17	97	22	5	15	6	3	42

Major Fouls: NONE

Shooting By Period		
1st FG%	18-43	41.9%
3PT%	11-31	35.5%
FT%	9-9	100%
2nd FG%	14-39	35.9%
3PT%	5-26	19.2%
FT%	8-11	72.7%
GM FG%	32-82	39.0%
3PT%	16-57	28.1%
FT%	17-20	85.0%

Dead Ball Rebounds: 2, 0

	UTSA	ALA
Biggest lead	0 (1st 20:00)	44 (2nd 1:18)
Best Scoring Run	5 (2nd 14:39)	13 (1st 0:07)
Lead Changes	0	
Times Tied	0	
Time with Lead	00:00	38:55

Points from	UTSA	ALA
Turnovers	5	34
Paint	20	30
Second Chance	7	22
Fast Breaks	13	29
Bench	10	52

Period by Period Scoring	1st	2nd	TOT
UTSA	17	38	55
ALA	56	41	97

GAME 10: #12/12 ALABAMA VS. #1/2 ARIZONA

Official Basketball Box Score - Final
Arizona at Alabama
12/13/25 Legacy Arena, Birmingham
2025-26 Men's Basketball

Game Time: 8:30 PM
Game Duration: 2:04
Attendance: 14,948

Officials: Bart Lenox, K.B. Burdett Jr., Bret Smith

Arizona - 96 Record: 9-0

NO.	Name		Min	FG M-A	3P M-A	FT M-A	Rebounds OR	DR	TOT	Fouls PF	FD	TP	AS	TO	ST	Blocks BS	BA	+/-
8	Ivan Kharchenkov	F	24:21	5-9	0-2	0-0	1	1	2	0	1	10	2	2	5	0	1	22
10	Koa Peat	F	20:00	2-5	0-0	2-5	0	1	1	3	4	6	1	0	0	0	2	10
13	Motiejus Krivas	C	29:21	5-16	1-2	3-5	9	5	14	0	3	14	1	0	0	1	5	16
0	Jaden Bradley	G	31:06	4-9	1-2	4-4	0	5	5	3	2	13	7	1	3	0	2	15
5	Brayden Burries	G	34:27	11-19	5-10	1-1	2	5	7	4	1	28	2	0	1	0	1	25
30	Tobe Awaka		22:41	2-8	0-0	3-4	7	8	15	2	3	7	2	0	0	0	4	26
2	Dwayne Aristode		13:45	1-3	1-3	0-0	1	0	1	0	0	3	0	0	1	0	0	0
3	Anthony Dell'Orso		19:23	5-13	2-7	1-1	0	3	3	2	2	13	0	1	0	0	0	-1
15	Sidi Gueye		01:14	0-0	0-0	0-0	0	0	0	0	0	0	0	0	0	0	0	-2
21	Evan Nelson		01:14	0-0	0-0	0-0	0	0	0	0	0	0	1	0	0	0	0	-2
22	Addison Arnold		01:14	0-1	0-0	0-0	0	0	0	1	0	0	0	0	0	0	0	-2
42	Sven Djopmo		01:14	1-1	0-0	0-0	0	0	0	0	0	2	0	0	0	0	0	-2
Team							2	2	4	0		0		0				
Totals				36-84	10-26	14-20	22	30	52	15	16	96	16	4	10	1	15	21

Major Fouls: Awaka (F1) 2nd 14:01

Shooting By Period		
1st FG%	15-30	50.0%
3PT%	7-17	41.2%
FT%	4-4	100%
2nd FG%	10-26	38.5%
3PT%	5-15	33.3%
FT%	9-14	64.3%
GM FG%	25-56	44.6%
3PT%	12-32	37.5%
FT%	13-18	72.2%

Dead Ball Rebounds: 3, 0

Alabama - 75 Record: 7-3

NO.	Name		Min	FG M-A	3P M-A	FT M-A	Rebounds OR	DR	TOT	Fouls PF	FD	TP	AS	TO	ST	Blocks BS	BA	+/-
7	Taylor Bol Bowen	F	26:04	2-5	2-5	2-2	0	4	4	4	1	8	0	3	0	4	0	-11
22	Aiden Sherrell	F	20:30	3-7	1-4	0-0	0	5	5	1	1	7	0	1	0	8	0	-10
0	Labaron Philon	G	34:06	7-16	3-6	7-10	0	10	10	0	5	24	5	5	0	1	0	-19
2	Aden Holloway	G	20:33	0-2	0-0	0-0	0	0	0	1	0	0	2	2	0	0	0	-10
3	Latrell Wrightsell Jr.	G	25:01	8-12	3-6	2-2	0	3	3	0	2	21	2	0	1	0	0	-3
10	Keitenn Bristow		12:13	1-2	1-2	0-0	1	1	2	2	1	3	1	0	0	0	0	-11
5	Amari Allen		18:55	2-6	0-3	1-2	0	0	0	1	2	5	1	3	1	1	1	-16
6	London Jemison		05:34	0-1	0-1	0-0	1	0	1	4	0	0	0	0	0	0	0	-6
95	Houston Mallette		23:34	1-3	1-3	0-0	1	3	4	1	2	3	1	0	0	0	0	-14
15	Noah Williamson		10:53	0-0	0-0	0-0	0	1	1	2	0	0	0	1	0	1	0	-5
1	Jalil Bethea		02:37	1-2	1-2	1-2	0	0	0	0	1	4	0	0	0	0	0	0
Team							0	2	2	0		0		0				
Totals				25-56	12-32	13-18	3	29	32	16	15	75	12	15	2	15	1	-21

Major Fouls: NONE

Shooting By Period		
1st FG%	15-30	50.0%
3PT%	7-17	41.2%
FT%	4-4	100%
2nd FG%	10-26	38.5%
3PT%	5-15	33.3%
FT%	9-14	64.3%
GM FG%	25-56	44.6%
3PT%	12-32	37.5%
FT%	13-18	72.2%

Dead Ball Rebounds: 3, 0

	ARIZ	ALA
Biggest lead	24 (2nd 7:37)	7 (1st 7:01)
Best Scoring Run	11 (2nd 11:22)	7 (1st 9:54)
Lead Changes	9	
Times Tied	6	
Time with Lead	25:14	11:16

Points from	ARIZ	ALA
Turnovers	22	9
Paint	44	20
Second Chance	15	2
Fast Breaks	19	18
Bench	25	15

Period by Period Scoring	1st	2nd	TOT
ARIZ	39	57	96
ALA	41	34	75

GAME 11: #16/16 ALABAMA VS. SOUTH FLORIDA

Official Basketball Box Score - Final
South Fla. at Alabama
12/17/25 Coleman Coliseum, Tuscaloosa
2025-26 Men's Basketball

Game Time: 7:00 PM
Game Duration: 2:19
Attendance: 11,256

Officials: Jeb Hartness, Olandis Poole, Lee Cassell

South Fla. - 93 Record: 6-5

NO.	Name		Min	FG M-A	3P M-A	FT M-A	Rebounds OR	DR	TOT	Fouls PF	FD	TP	AS	TO	ST	Blocks BS	BA	+/-
10	Tristan Beckford	F	16:28	2-4	0-0	2-2	4	1	5	4	1	6	1	1	1	0	1	-5
11	CJ Brown	F	28:54	2-11	0-3	5-6	0	2	2	5	3	9	5	2	0	1	2	-15
35	Izaiyah Nelson	F	32:16	9-12	0-1	7-9	7	5	12	3	6	25	0	2	3	2	1	3
2	Wes Enis	G	37:11	7-17	6-15	0-0	0	5	5	1	3	20	5	3	1	0	0	-5
5	Joseph Pinion	G	25:00	3-11	3-8	2-2	3	0	3	4	1	11	0	3	1	0	1	2
6	Daimion Collins		07:58	0-0	0-0	0-0	1	1	2	1	0	0	0	1	0	2	0	-16
21	Adriel Nyorha		18:59	1-8	0-1	0-0	1	1	2	1	0	2	2	2	1	1	2	-3
8	Josh Omojafo		30:43	4-9	1-2	11-15	5	6	11	5	13	20	1	1	1	0	0	-14
3	Isaiah Jones		02:32	0-0	0-0	0-0	0	0	0	1	0	0	1	0	0	0	0	-2
Team							4	0	4	0		0		0				
Totals				28-72	10-30	27-34	25	21	46	25	27	93	15	15	8	6	7	-11

Major Fouls: Pinion (F1) 1st 14:08 Brown (F1) 2nd 16:00

Shooting By Period		
1st FG%	13-34	38.2%
3PT%	6-17	35.3%
FT%	7-12	58.3%
2nd FG%	15-38	39.5%
3PT%	4-13	30.8%
FT%	20-22	90.9%
GM FG%	28-72	38.9%
3PT%	10-30	33.3%
FT%	27-34	79.4%

Dead Ball Rebounds: 1, 0

Alabama - 104 Record: 8-3

NO.	Name		Min	FG M-A	3P M-A	FT M-A	Rebounds OR	DR	TOT	Fouls PF	FD	TP	AS	TO	ST	Blocks BS	BA	+/-
6	London Jemison	F	09:02	1-1	1-1	0-1	2	1	3	0	1	3	0	1	0	0	0	-5
22	Aiden Sherrell	F	24:09	3-11	0-4	0-2	4	3	7	5	2	6	0	1	2	3	0	6
0	Labaron Philon	G	31:14	10-15	3-5	6-7	0	3	3	1	4	29	7	1	0	1	1	9
3	Latrell Wrightsell Jr.	G	21:51	2-7	1-3	5-5	0	3	3	4	4	10	1	3	0	0	1	-10
95	Houston Mallette	G	25:09	5-8	3-5	1-2	3	4	7	1	2	14	1	1	2	0	0	11
4	Davion Hannah		12:04	0-1	0-0	0-0	0	0	0	4	0	0	0	1	1	0	1	0
10	Keitenn Bristow		08:12	0-2	0-0	4-4	1	2	3	3	2	4	1	1	1	1	2	6
1	Jalil Bethea		13:32	0-4	0-2	5-6	1	2	3	3	3	5	1	1	1	0	0	14
2	Aden Holloway		28:25	8-14	4-9	4-4	0	4	4	1	3	24	3	2	2	0	1	17
7	Taylor Bol Bowen		20:15	2-6	1-4	4-4	6	3	9	2	4	9	0	1	0	2	0	4
15	Noah Williamson		06:08	0-0	0-0	0-0	0	0	0	3	0	0	0	1	2	0	0	3
Team							3	0	3	0		0		0				
Totals				31-69	13-33	29-35	20	25	45	27	25	104	14	14	11	7	6	11

Major Fouls: NONE

Shooting By Period		
1st FG%	15-40	37.5%
3PT%	5-18	27.8%
FT%	11-14	78.6%
2nd FG%	16-29	55.2%
3PT%	8-15	53.3%
FT%	18-21	85.7%
GM FG%	31-69	44.9%
3PT%	13-33	39.4%
FT%	29-35	82.9%

Dead Ball Rebounds: 3, 0

	USF	ALA
Biggest lead	3 (1st 18:07)	18 (2nd 5:28)
Best Scoring Run	6 (2nd 17:40)	7 (1st 13:53)
Lead Changes	3	
Times Tied	6	
Time with Lead	00:36	35:26

Points from	USF	ALA
Turnovers	22	20
Paint	36	30
Second Chance	29	18
Fast Breaks	14	9
Bench	22	42

Period by Period Scoring	1st	2nd	TOT
USF	39	54	93
ALA	46	58	104

GAME 12: #16/16 ALABAMA VS. KENNESAW STATE

Official Basketball Box Score - Final
Kennesaw St. at Alabama
12/21/25 Von Braun Center, Huntsville
2025-26 Men's Basketball

Game Time: 1:00 PM
Game Duration: 1:54
Attendance: 4,520

Officials: Doug Shows, Owen Shortt, Vladimir Voyard-Tadal

Kennesaw St. - 81 Record: 8-4

NO.	Name		Min	FG M-A	3P M-A	FT M-A	Rebounds OR	DR	TOT	Fouls PF	FD	TP	AS	TO	ST	Blocks BS	BA	+/-
2	Trey Simpson	F	25:31	1-5	0-2	0-0	0	3	3	2	0	2	0	1	0	0	1	-2
13	Braedan Lue	F	30:47	6-14	0-2	0-0	5	5	10	3	1	12	4	2	1	1	3	-4
23	Amir Taylor	F	18:57	2-4	1-1	0-0	1	2	3	1	0	5	1	1	0	0	0	-17
4	Kaden Rickard	G	16:52	0-2	0-0	0-0	0	1	1	2	0	0	4	3	1	1	0	-17
5	Simeon Cottle	G	30:39	6-15	4-9	4-5	0	2	2	2	3	20	1	4	1	0	1	-9
6	Frankquon Sherman		24:12	5-7	0-2	2-4	3	8	11	4	6	12	1	0	2	2	1	3
11	RJ Johnson		18:30	6-11	2-3	2-2	1	2	3	2	2	16	2	4	0	0	0	1
0	Ramone Seals		17:01	2-6	0-3	6-7	2	6	8	1	4	10	0	0	0	0	0	0
3	Darius Washington III		17:31	2-5	0-1	0-0	3	0	3	2	0	4	0	1	0	0	1	-10
Team							0	2	2	0		0		0				
Totals				30-69	7-23	14-18	15	31	46	19	16	81	13	16	5	4	7	-11

Major Fouls: NONE

Shooting By Period		
1st FG%	10-34	29.4%
3PT%	2-12	16.7%
FT%	6-6	100%
2nd FG%	20-35	57.1%
3PT%	5-11	45.5%
FT%	8-12	66.7%
GM FG%	30-69	43.5%
3PT%	7-23	30.4%
FT%	14-18	77.8%

Dead Ball Rebounds: 0, 0

Alabama - 92 Record: 9-3

NO.	Name		Min	FG M-A	3P M-A	FT M-A	Rebounds OR	DR	TOT	Fouls PF	FD	TP	AS	TO	ST	Blocks BS	BA	+/-
5	Amari Allen	F	25:30	2-5	1-3	4-4	2	6	8	4	4	9	2	1	1	2	0	7
22	Aiden Sherrell	F	24:12	8-10	1-1	4-7	5	2	7	0	4	21	1	1	0	2	0	15
0	Labaron Philon	G	26:39	7-16	2-6	1-2	0	2	2	0	2	17	6	2	4	0	1	20
2	Aden Holloway	G	27:13	4-10	3-7	6-6	0	1	1	1	3	17	2	0	0	0	1	13
95	Houston Mallette	G	25:57	1-2	1-2	0-0	0	6	6	2	2	3	0	0	0	0	0	8
10	Keitenn Bristow		13:57	2-4	0-1	1-2	2	0	2	2	1	5	1	1	2	1	0	2
1	Jalil Bethea		18:28	4-7	1-3	2-2	0	4	4	2	2	11	2	1	0	1	0	-5
3	Latrell Wrightsell Jr.		21:01	3-14	0-6	0-0	0	3	3	2	0	6	2	0	1	0	1	-8
7	Taylor Bol Bowen		12:57	1-4	1-2	0-0	1	1	2	3	1	3	1	1	0	0	1	3
15	Noah Williamson		04:06	0-1	0-0	0-0	0	0	0	0	0	0	0	0	0	1	0	0
Team							3	3	6	0		0		1				
Totals				32-73	10-31	18-23	13	28	41	16	19	92	17	8	8	7	4	11

Major Fouls: NONE

Shooting By Period		
1st FG%	19-39	48.7%
3PT%	7-18	38.9%
FT%	9-13	69.2%
2nd FG%	13-34	38.2%
3PT%	3-13	23.1%
FT%	9-10	90%
GM FG%	32-73	43.8%
3PT%	10-31	32.3%
FT%	18-23	78.3%

Dead Ball Rebounds: 2, 0

	KSU	ALA
Biggest lead	0 (1st 20:00)	30 (2nd 17:45)
Best Scoring Run	5 (1st 2:20)	8 (1st 10:45)
Lead Changes	0	
Times Tied	0	
Time with Lead	00:00	39:09

Points from	KSU	ALA
Turnovers	10	22
Paint	38	42
Second Chance	18	15
Fast Breaks	11	15
Bench	42	25

Period by Period Scoring	1st	2nd	TOT
KSU	28	53	81
ALA	54	38	92

2025-26 BOX SCORES

GAME 13: #14/15 ALABAMA VS. YALE

Official Basketball Box Score - Final
Yale at Alabama
12/29/25 Coleman Coliseum, Tuscaloosa
2025-26 Men's Basketball

Game Time: 7:00 PM
Game Duration: 1:58
Attendance: 12,626

Officials: Byron Jarrett, Todd Austin, Josue Nieves

Yale - 78 Record: 11-2

NO.	Name		Min	FG M-A	3P M-A	FT M-A	Rebounds OR	DR	TOT	Fouls PF	FD	TP	AS	TO	ST	Blocks BS	BA	+/-
8	Isaac Celiscar	F	31:08	6-8	1-1	4-6	2	3	5	3	4	17	0	2	0	0	0	-19
42	Nick Townsend	F	35:03	6-12	2-4	4-6	3	4	7	2	3	18	0	1	0	0	1	-21
10	Samson Aletan	C	27:41	2-7	0-0	3-4	1	5	6	3	3	7	1	3	0	1	0	-18
11	Trevor Mullin	G	25:58	3-10	1-5	0-0	1	2	3	4	1	7	4	0	0	0	1	-14
14	Casey Simmons	G	20:46	1-9	0-2	6-8	3	5	8	2	7	8	1	1	1	0	1	-3
3	Jordan Brathwaite		18:44	2-4	2-4	0-0	0	2	2	1	1	6	1	1	0	0	1	-18
9	Riley Fox		18:10	4-11	2-6	2-2	1	0	1	2	0	12	0	0	1	0	0	-13
44	Devon Arlington		18:39	0-1	0-0	0-0	0	2	2	2	0	0	2	0	1	0	1	-21
12	Daniel Ogunyemi		01:19	0-0	0-0	0-0	0	0	0	0	0	0	0	0	0	0	0	-1
0	Courtney Wallace		00:38	0-0	0-0	0-0	0	0	0	0	0	0	1	0	0	0	0	2
4	Alvin Loving		00:38	0-0	0-0	0-0	0	0	0	0	0	0	0	0	0	0	0	2
7	Jack Sullivan		00:38	1-1	1-1	0-0	0	0	0	0	0	3	0	0	0	0	0	2
22	Jeannot Basima		00:38	0-0	0-0	0-0	0	0	0	0	0	0	0	0	0	0	0	2
Team							3	1	4	0		0		0				
Totals				25-63	9-23	19-26	14	24	38	19	19	78	10	8	3	1	5	-24

Major Fouls: NONE

Shooting By Period		
1st FG%	11-32	34.4%
3PT%	6-15	40.0%
FT%	3-7	42.9%
2nd FG%	14-31	45.2%
3PT%	3-8	37.5%
FT%	16-19	84.2%
GM FG%	25-63	39.7%
3PT%	9-23	39.1%
FT%	19-26	73.1%

Dead Ball Rebounds: 6, 0

Alabama - 102 Record: 10-3

NO.	Name		Min	FG M-A	3P M-A	FT M-A	Rebounds OR	DR	TOT	Fouls PF	FD	TP	AS	TO	ST	Blocks BS	BA	+/-
5	Amari Allen	F	29:50	4-7	2-4	5-8	4	5	9	1	5	15	4	0	1	1	0	13
7	Taylor Bol Bowen	F	20:41	2-7	1-4	0-0	3	6	9	1	0	5	1	1	0	0	1	8
22	Aiden Sherrell	F	24:54	4-8	1-3	0-1	2	4	6	3	3	9	0	1	0	1	0	19
2	Aden Holloway	G	27:29	9-15	5-10	3-3	0	0	0	3	3	26	7	0	1	0	0	16
95	Houston Mallette	G	25:24	4-9	4-9	0-0	1	2	3	1	1	12	3	0	0	0	0	23
15	Noah Williamson		10:56	1-3	1-3	0-0	2	0	2	4	0	3	1	1	1	1	0	2
10	Keitenn Bristow		15:36	1-5	0-2	0-0	4	2	6	4	1	2	1	1	1	2	0	11
3	Latrell Wrightsell Jr.		24:21	5-16	5-15	0-0	0	3	3	2	2	15	3	0	0	0	0	15
1	Jalil Bethea		19:34	4-7	3-4	4-4	1	2	3	0	4	15	2	1	0	0	0	18
11	Preston Murphy Jr.		00:38	0-0	0-0	0-0	0	0	0	0	0	0	0	0	0	0	0	-3
25	Jacob Martin		00:38	0-0	0-0	0-0	0	0	0	0	0	0	0	0	0	0	0	-2
Team							4	1	5	0		0		0				
Totals				34-77	22-54	12-16	21	25	46	19	19	102	22	5	4	5	1	24

Major Fouls: NONE

Shooting By Period		
1st FG%	19-38	50.0%
3PT%	11-26	42.3%
FT%	6-8	75%
2nd FG%	15-39	38.5%
3PT%	11-28	39.3%
FT%	6-8	75%
GM FG%	34-77	44.2%
3PT%	22-54	40.7%
FT%	12-16	75.0%

Dead Ball Rebounds: 2, 0

	YU	ALA
Biggest lead	3 (1st 19:17)	35 (2nd 9:56)
Best Scoring Run	8 (2nd 2:59)	9 (1st 17:16)
Lead Changes	1	
Times Tied	1	
Time with Lead	00:18	38:23

Points from	YU	ALA
Turnovers	8	11
Paint	32	20
Second Chance	20	23
Fast Breaks	6	7
Bench	21	35

Period by Period Scoring	1st	2nd	TOT
YU	31	47	78
ALA	55	47	102

GAME 14: #14/15 ALABAMA VS. RV/RV KENTUCKY

Official Basketball Box Score - Final
Kentucky at Alabama
01/03/26 Coleman Coliseum, Tuscaloosa
2025-26 Men's Basketball

Game Time: 11:00 AM
Game Duration: 2:16
Attendance: 13,474

Officials: Joe Lindsay, Courtney Green, Lucas Santos

Kentucky - 74 Record: 9-5 (0-1)

NO.	Name		Min	FG M-A	3P M-A	FT M-A	Rebounds OR	DR	TOT	Fouls PF	FD	TP	AS	TO	ST	Blocks BS	BA	+/-
23	Mouhamed Dioubate	F	21:15	2-6	0-1	2-4	4	4	8	1	3	6	1	0	1	0	0	-4
24	Malachi Moreno	C	15:30	2-2	0-0	0-0	2	2	4	1	0	4	0	0	0	0	0	6
00	Otega Oweh	G	35:55	8-16	1-4	5-7	2	6	8	3	5	22	3	2	1	0	0	-12
1	Denzel Aberdeen	G	26:54	1-7	0-3	5-5	0	1	1	4	4	7	1	2	0	0	0	-5
5	Collin Chandler	G	17:48	1-4	1-2	0-0	0	2	2	1	0	3	1	1	1	0	1	-4
21	Jayden Quaintance		24:00	2-4	0-0	1-4	1	5	6	2	4	5	1	2	1	0	1	-20
10	Brandon Garrison		09:03	0-0	0-0	1-2	1	0	1	3	1	1	0	0	0	3	0	-11
15	Jaland Lowe		27:08	8-16	1-5	4-5	0	3	3	2	5	21	2	3	2	1	1	-18
3	Kam Williams		16:25	1-4	1-4	2-2	1	0	1	2	1	5	0	0	0	1	0	-4
2	Jasper Johnson		06:02	0-0	0-0	0-0	0	0	0	0	0	0	0	1	0	0	0	-3
Team							1	2	3	0		0		1				
Totals				25-59	4-19	20-29	12	25	37	19	23	74	9	12	6	5	3	-15

Major Fouls: NONE

Shooting By Period		
1st FG%	11-29	37.9%
3PT%	2-9	22.2%
FT%	10-15	66.7%
2nd FG%	14-30	46.7%
3PT%	2-10	20.0%
FT%	10-14	71.4%
GM FG%	25-59	42.4%
3PT%	4-19	21.1%
FT%	20-29	69.0%

Dead Ball Rebounds: 4, 0

Alabama - 89 Record: 11-3 (1-0)

NO.	Name		Min	FG M-A	3P M-A	FT M-A	Rebounds OR	DR	TOT	Fouls PF	FD	TP	AS	TO	ST	Blocks BS	BA	+/-
5	Amari Allen	F	30:44	4-8	3-4	0-0	6	3	9	4	1	11	3	3	1	1	1	8
22	Aiden Sherrell	F	09:29	1-3	0-2	1-1	0	3	3	2	1	3	2	0	0	1	0	12
0	Labaron Philon	G	27:57	6-16	0-6	5-6	0	4	4	3	5	17	3	1	3	0	2	-1
2	Aden Holloway	G	33:42	7-11	6-8	6-8	0	4	4	2	7	26	5	3	1	0	0	20
3	Latrell Wrightsell Jr.	G	32:22	2-10	1-7	0-0	0	1	1	2	1	5	1	0	1	0	1	12
10	Keitenn Bristow		11:36	0-0	0-0	0-0	1	2	3	3	0	0	1	1	0	0	0	-10
95	Houston Mallette		22:17	5-7	4-6	0-0	2	3	5	3	1	14	0	1	0	0	0	10
6	London Jemison		11:01	1-3	1-2	0-0	2	2	4	2	1	3	0	0	0	0	1	6
1	Jalil Bethea		02:37	0-2	0-2	0-0	0	0	0	1	1	0	0	0	0	0	0	3
15	Noah Williamson		18:15	5-7	0-1	0-1	2	2	4	1	1	10	2	0	2	1	0	15
Team							1	3	4	0		0		1				
Totals				31-67	15-38	12-16	14	27	41	23	19	89	17	10	8	3	5	15

Major Fouls: NONE

Shooting By Period		
1st FG%	17-33	51.5%
3PT%	10-22	45.5%
FT%	6-7	85.7%
2nd FG%	14-34	41.2%
3PT%	5-16	31.3%
FT%	6-9	66.7%
GM FG%	31-67	46.3%
3PT%	15-38	39.5%
FT%	12-16	75.0%

Dead Ball Rebounds: 1, 0

	UK	ALA
Biggest lead	5 (1st 19:04)	21 (1st 2:22)
Best Scoring Run	9 (2nd 6:23)	9 (1st 15:48)
Lead Changes	1	
Times Tied	1	
Time with Lead	01:20	36:16

Points from	UK	ALA
Turnovers	15	14
Paint	36	32
Second Chance	15	13
Fast Breaks	14	4
Bench	32	27

Period by Period Scoring	1st	2nd	TOT
UK	34	40	74
ALA	50	39	89

GAME 15: #13/12 ALABAMA AT #11/10 VANDERBILT

GAME 16: ALABAMA VS. TEXAS

2025-26 Alabama Men's Basketball
Season Box Score
All games

as of Jan 03, 2026

Game Records

Record	Overall	Home	Away	Neutral
ALL GAMES	11-3	6-1	1-0	4-2
CONFERENCE	1-0	1-0	0-0	0-0
NON-CONFERENCE	10-3	5-1	1-0	4-2

Team Box Score

No.	Player				Total		3-Point		F-Throw		Rebounds											
		GP-GS	MIN	AVG	FG-FGA	FG%	3FG-3FGA	3FG%	FT-FTA	FT%	OFF	DEF	TOT	AVG	PF	DQ	A	TO	BLK	STL	PTS	AVG
0	PHILON, Labaron	13-13	372:36	28.7	103-192	.536	27-70	.386	47-64	.734	6	41	47	3.6	26	0	70	34	4	20	280	21.5
2	HOLLOWAY, Aden	11-10	316:22	28.8	66-132	.500	39-83	.470	31-34	.912	3	23	26	2.4	24	1	45	13	0	7	202	18.4
5	ALLEN, Amari	13-6	354:01	27.2	47-101	.465	19-50	.380	25-37	.676	25	70	95	7.3	32	1	43	19	12	14	138	10.6
3	WRIGHTSELL JR., Latrell	9-5	224:00	24.9	34-104	.327	18-69	.261	9-11	.818	0	23	23	2.6	15	0	21	5	1	8	95	10.6
7	BOWEN, Taylor Bol	12-10	261:32	21.8	35-74	.473	15-46	.326	27-29	.931	17	45	62	5.2	32	1	8	10	16	5	112	9.3
95	MALLETTE, Houston	14-11	342:45	24.5	36-87	.414	29-76	.382	26-28	.929	23	35	58	4.1	22	0	18	6	0	12	127	9.1
22	SHERRELL, Aiden	14-14	286:17	20.4	47-89	.528	8-28	.286	20-38	.526	34	50	84	6.0	29	1	10	15	39	8	122	8.7
1	BETHEA, Jalil	7-0	84:53	12.1	16-36	.444	10-24	.417	16-18	.889	3	16	19	2.7	8	0	9	3	1	3	58	8.3
6	JEMISON, London	12-1	155:47	13.0	28-52	.538	13-33	.394	19-25	.760	12	20	32	2.7	18	0	1	5	2	7	88	7.3
10	BRISTOW, Keitenn	8-0	111:56	14.0	11-31	.355	1-9	.111	11-15	.733	14	24	38	4.8	19	0	5	8	6	6	34	4.3
4	HANNAH, Davion	10-0	127:52	12.8	12-26	.462	4-11	.364	5-8	.625	4	15	19	1.9	9	0	8	10	2	7	33	3.3
15	WILLIAMSON, Noah	14-0	138:20	9.9	9-25	.360	2-13	.154	4-6	.667	11	14	25	1.8	30	0	7	8	8	6	24	1.7
34	ONYEJIAKA, Collins	2-0	09:24	4.7	1-2	.500	0-0	.000	0-2	.000	1	5	6	3.0	4	0	0	2	0	0	2	1.0
25	MARTIN, Jacob	5-0	07:43	1.5	1-1	1.000	0-0	.000	1-2	.500	1	0	1	0.2	0	0	1	0	2	0	3	0.6
11	MURPHY JR., Preston	2-0	05:25	2.7	0-1	.000	0-1	.000	0-0	.000	0	2	2	1.0	0	0	0	0	0	0	0	0.0
31	FAGAN, Jack	1-0	00:33	0.5	0-0	.000	0-0	.000	0-0	.000	0	0	0	0.0	0	0	0	0	0	0	0	0.0
30	JAMES, Klark	1-0	00:33	0.5	0-0	.000	0-0	.000	0-0	.000	0	0	0	0.0	0	0	0	0	0	0	0	0.0
Team											29	23	52					3				
Total		**14**	**2800**		**446-953**	**.468**	**185-513**	**.361**	**241-317**	**.760**	**183**	**406**	**589**	**42.1**	**268**	**4**	**246**	**141**	**93**	**103**	**1318**	**94.1**
Opponents		**14**	**2800**		**403-962**	**.419**	**107-340**	**.315**	**222-324**	**.685**	**208**	**361**	**569**	**40.6**	**265**	**6**	**188**	**153**	**39**	**88**	**1135**	**81.1**

Score by Periods

Team	1st	2nd	OT	TOT
Alabama	672	646	0	1318
Opponents	489	646	0	1135

ALABAMA GAME-BY-GAME COMPARISON

2025-26 Alabama Men's Basketball
Team Game-by-Game
All games

Page 1/1
as of Jan 03, 2026

				Total		3-Pointers		Free throws		Rebounds										
Opponent	**Date**	**Score**		**FG-FGA**	**PCT**	**3FG-3FGA**	**PCT**	**FT-FTA**	**PCT**	**OFF**	**DEF**	**TOT**	**AVG**	**PF**	**A**	**TO**	**BLK**	**STL**	**PTS**	**AVG**
North Dakota	11/03/2025	91-62	W	31-58	.534	8-27	.296	21-27	.778	11	35	46	46.0	15	22	15	7	8	91	91.0
at St. John's (NY)	11/08/2025	103-96	W	39-81	.481	11-35	.314	14-22	.636	14	29	43	44.5	27	13	7	5	9	103	97.0
Purdue	11/13/2025	80-87	L	28-66	.424	16-43	.372	8-10	.800	7	21	28	39.0	19	17	6	4	8	80	91.3
vs Illinois	11/19/2025	90-86	W	30-66	.455	13-36	.361	17-23	.739	10	28	38	38.8	25	15	10	4	6	90	91.0
vs Gonzaga	11/24/2025	85-95	L	31-67	.463	9-29	.310	14-23	.609	13	23	36	38.2	20	13	13	3	7	85	89.8
vs UNLV	11/25/2025	115-76	W	36-65	.554	14-33	.424	29-35	.829	14	34	48	39.8	14	20	12	6	7	115	94.0
vs Maryland	11/26/2025	105-72	W	38-66	.576	14-31	.452	15-18	.833	11	38	49	41.1	13	29	12	9	7	105	95.6
Clemson	12/03/2025	90-84	W	28-60	.467	12-34	.353	22-31	.710	13	26	39	40.9	19	13	9	12	3	90	94.9
UTSA	12/07/2025	97-55	W	32-82	.390	16-57	.281	17-20	.850	19	38	57	42.7	15	22	5	6	15	97	95.1
vs Arizona	12/13/2025	75-96	L	25-56	.446	12-32	.375	13-18	.722	3	29	32	41.6	16	12	15	15	2	75	93.1
South Fla.	12/17/2025	104-93	W	31-69	.449	13-33	.394	29-35	.829	20	25	45	41.9	27	14	14	7	11	104	94.1
vs Kennesaw St.	12/21/2025	92-81	W	32-73	.438	10-31	.323	18-23	.783	13	28	41	41.8	16	17	8	7	8	92	93.9
Yale	12/29/2025	102-78	W	34-77	.442	22-54	.407	12-16	.750	21	25	46	42.2	19	22	5	5	4	102	94.5
Kentucky	01/03/2026	89-74	W	31-67	.463	15-38	.395	12-16	.750	14	27	41	42.1	23	17	10	3	8	89	94.1
Total		**1318**		**446-953**	**.468**	**185-513**	**.361**	**241-317**	**.760**	**183**	**406**	**589**	**42.1**	**268**	**246**	**141**	**93**	**103**	**1318**	**94.1**
Opponents		1135		403-962	.419	107-340	.315	222-324	.685	208	361	569	40.6	265	188	153	39	88	1135	81.1

Alabama Averages

Games Played	Points/ game	FG Pct	3FG Pct	FT Pct	Rebounds/ game	Assists/ game	Turnovers/ game	Assist/Turnover ratio	Steals/ game	Blocks/ game
14	94.1	46.8	36.1	76.0	42.1	17.6	10.1	1.7	7.4	6.6

ALABAMA GAME HIGHS - INDIVIDUAL

2025-26 Alabama Men's Basketball
Player Highs Analysis
All games

as of Jan 03, 2026

Alabama - Individual Game Highs

POINTS	29		Labaron Philon vs South Fla. (12/17/2025)
	29		Labaron Philon vs Clemson (12/03/2025)
	29		Labaron Philon vs Gonzaga (N) (11/24/2025)
	26		Aden Holloway vs Kentucky (01/03/2026)
	26		Aden Holloway vs Yale (12/29/2025)
	26		Aden Holloway vs UNLV (N) (11/25/2025)
FIELD GOALS MADE	11		Labaron Philon vs Gonzaga (N) (11/24/2025)
	10		Labaron Philon vs South Fla. (12/17/2025)
	10		Labaron Philon at St. John's (NY) (11/08/2025)
FIELD GOAL ATTEMPTS	18		Latrell Wrightsell Jr. vs UTSA (12/07/2025)
	18		Labaron Philon vs Gonzaga (N) (11/24/2025)
	18		Labaron Philon vs Illinois (N) (11/19/2025)
	18		Aden Holloway at St. John's (NY) (11/08/2025)
FIELD GOAL PERCENTAGE (min 5 made)	.857	(6-7)	Taylor Bol Bowen at St. John's (NY) (11/08/2025)
	.800	(8-10)	Aiden Sherrell vs Kennesaw St. (N) (12/21/2025)
3 PT FG MADE	6		Aden Holloway vs Kentucky (01/03/2026)
	5		Latrell Wrightsell Jr. vs Yale (12/29/2025)
	5		Aden Holloway vs Yale (12/29/2025)
	5		Jalil Bethea vs UTSA (12/07/2025)
	5		Aden Holloway vs Maryland (N) (11/26/2025)
	5		Aden Holloway vs UNLV (N) (11/25/2025)
	5		Aden Holloway vs Purdue (11/13/2025)
3 PT FG ATTEMPTS	15		Latrell Wrightsell Jr. vs Yale (12/29/2025)
	14		Latrell Wrightsell Jr. vs UTSA (12/07/2025)
3 PT FG PERCENTAGE (min 2 made)	1.000	(2-2)	London Jemison vs Gonzaga (N) (11/24/2025)
	.833	(5-6)	Aden Holloway vs UNLV (N) (11/25/2025)
FREE THROWS MADE	8		Labaron Philon vs Clemson (12/03/2025)
	7		Labaron Philon vs Arizona (N) (12/13/2025)
FREE THROW ATTEMPTS	10		Labaron Philon vs Arizona (N) (12/13/2025)
	8		Aden Holloway vs Kentucky (01/03/2026)
	8		Amari Allen vs Yale (12/29/2025)
	8		Labaron Philon vs Clemson (12/03/2025)
	8		Aiden Sherrell vs Clemson (12/03/2025)
FREE THROW PERCENTAGE (min 3 made)	1.000	(8-8)	Labaron Philon vs Clemson (12/03/2025)
	1.000	(6-6)	Aden Holloway vs Kennesaw St. (N) (12/21/2025)
	1.000	(6-6)	Taylor Bol Bowen vs North Dakota (11/03/2025)
	1.000	(5-5)	Latrell Wrightsell Jr. vs South Fla. (12/17/2025)
	1.000	(5-5)	Houston Mallette vs UNLV (N) (11/25/2025)
	1.000	(5-5)	Taylor Bol Bowen vs UNLV (N) (11/25/2025)
	1.000	(5-5)	Houston Mallette vs Illinois (N) (11/19/2025)
	1.000	(5-5)	Houston Mallette at St. John's (NY) (11/08/2025)
	1.000	(5-5)	Houston Mallette vs North Dakota (11/03/2025)
	1.000	(4-4)	Jalil Bethea vs Yale (12/29/2025)
	1.000	(4-4)	Amari Allen vs Kennesaw St. (N) (12/21/2025)
	1.000	(4-4)	Aden Holloway vs South Fla. (12/17/2025)
	1.000	(4-4)	Taylor Bol Bowen vs South Fla. (12/17/2025)
	1.000	(4-4)	Keitenn Bristow vs South Fla. (12/17/2025)
	1.000	(4-4)	Jalil Bethea vs UTSA (12/07/2025)
	1.000	(4-4)	Labaron Philon vs Maryland (N) (11/26/2025)
	1.000	(3-3)	Aden Holloway vs Yale (12/29/2025)
	1.000	(3-3)	Aden Holloway vs UNLV (N) (11/25/2025)
	1.000	(3-3)	Aden Holloway vs Gonzaga (N) (11/24/2025)
	1.000	(3-3)	Aiden Sherrell vs Purdue (11/13/2025)

ALABAMA GAME RESULTS

2025-26 Alabama Men's Basketball
Season Schedule/Results & Leaders
All games

Page 1/1
as of Jan 03, 2026

Game Records

Record	Overall	Home	Away	Neutral
ALL GAMES	11-3	6-1	1-0	4-2
CONFERENCE	1-0	1-0	0-0	0-0
NON-CONFERENCE	10-3	5-1	1-0	4-2

Team Results

Date	Opponent		Score	Att.	High Points	High Rebounds
11/03/2025	North Dakota	W	91-62	13474	(22) PHILON, Labaron	(8) MALLETTE, Houston
11/08/2025	at St. John's (NY)	W	103-96	17319	(25) PHILON, Labaron	(10) ALLEN, Amari
11/13/2025	Purdue	L	80-87	13474	(21) HOLLOWAY, Aden	(4) PHILON, Labaron
						(4) SHERRELL, Aiden
						(4) ALLEN, Amari
11/19/2025	vs Illinois	W	90-86	17775	(24) PHILON, Labaron	(11) ALLEN, Amari
11/24/2025	vs Gonzaga	L	85-95	0	(29) PHILON, Labaron	(11) BRISTOW, Keitenn
11/25/2025	vs UNLV	W	115-76	2799	(26) HOLLOWAY, Aden	(8) SHERRELL, Aiden
11/26/2025	vs Maryland	W	105-72	3947	(20) PHILON, Labaron	(9) SHERRELL, Aiden
12/03/2025	Clemson	W	90-84	13474	(29) PHILON, Labaron	(11) ALLEN, Amari
12/07/2025	UTSA	W	97-55	13474	(21) BETHEA, Jalil	(11) SHERRELL, Aiden
12/13/2025	vs Arizona	L	75-96	14948	(24) PHILON, Labaron	(10) PHILON, Labaron
12/17/2025	South Fla.	W	104-93	11256	(29) PHILON, Labaron	(9) BOWEN, Taylor Bol
12/21/2025	vs Kennesaw St.	W	92-81	4520	(21) SHERRELL, Aiden	(8) ALLEN, Amari
12/29/2025	Yale	W	102-78	12626	(26) HOLLOWAY, Aden	(9) BOWEN, Taylor Bol
						(9) ALLEN, Amari
01/03/2026	Kentucky	W	89-74	13474	(26) HOLLOWAY, Aden	(9) ALLEN, Amari

Attendance Summary

	Games	Attend	Avg/Game
Home	7	91252	13036
Away	1	17319	17319
Neutral	6	43989	7332
Total	**14**	**152560**	**10897**

ALABAMA OPPONENT GAME-BY-GAME

2025-26 Alabama Men's Basketball
Opponents Game-by-Game
All games

				Total		3-Pointers		Free throws		Rebounds										
Opponent	**Date**	**Score**		**FG-FGA**	**PCT**	**3FG-3FGA**	**PCT**	**FT-FTA**	**PCT**	**OFF**	**DEF**	**TOT**	**AVG**	**PF**	**A**	**TO**	**BLK**	**STL**	**PTS**	**AVG**
North Dakota	11/03/2025	91-62	W	24-62	.387	5-20	.250	9-17	.529	7	19	26	26.0	19	13	10	1	11	62	62.0
at St. John's (NY)	11/08/2025	103-96	W	31-63	.492	6-17	.353	28-40	.700	10	32	42	34.0	17	18	12	4	4	96	79.0
Purdue	11/13/2025	80-87	L	31-66	.470	9-21	.429	16-23	.696	19	33	52	40.0	15	16	10	0	3	87	81.7
vs Illinois	11/19/2025	90-86	W	31-73	.425	11-32	.344	13-22	.591	14	26	40	40.0	21	17	11	3	7	86	82.8
vs Gonzaga	11/24/2025	85-95	L	35-72	.486	6-22	.273	19-26	.731	20	28	48	41.6	20	13	11	3	7	95	85.2
vs UNLV	11/25/2025	115-76	W	30-71	.423	9-28	.321	7-14	.500	10	18	28	39.3	23	16	10	2	8	76	83.7
vs Maryland	11/26/2025	105-72	W	28-76	.368	9-27	.333	7-11	.636	13	17	30	38.0	15	12	9	2	6	72	82.0
Clemson	12/03/2025	90-84	W	29-71	.408	4-19	.211	22-28	.786	18	25	43	38.6	21	12	7	3	6	84	82.3
UTSA	12/07/2025	97-55	W	20-61	.328	8-33	.242	7-16	.438	9	32	41	38.9	17	8	18	3	4	55	79.2
vs Arizona	12/13/2025	75-96	L	36-84	.429	10-26	.385	14-20	.700	22	30	52	40.2	15	16	4	2	10	96	80.9
South Fla.	12/17/2025	104-93	W	28-72	.389	10-30	.333	27-34	.794	25	21	46	40.7	25	15	15	6	8	93	82.0
vs Kennesaw St.	12/21/2025	92-81	W	30-69	.435	7-23	.304	14-18	.778	15	31	46	41.2	19	13	16	4	5	81	81.9
Yale	12/29/2025	102-78	W	25-63	.397	9-23	.391	19-26	.731	14	24	38	40.9	19	10	8	1	3	78	81.6
Kentucky	01/03/2026	89-74	W	25-59	.424	4-19	.211	20-29	.690	12	25	37	40.6	19	9	12	5	6	74	81.1
Total		**1135**		**403-962**	**.419**	**107-340**	**.315**	**222-324**	**.685**	**208**	**361**	**569**	**40.6**	**265**	**188**	**153**	**39**	**88**	**1135**	**81.1**
Alabama		1318		446-953	.468	185-513	.361	241-317	.760	183	406	589	42.1	268	246	141	93	103	1318	94.1

Opponents Averages

Games Played	Points/ game	FG Pct	3FG Pct	FT Pct	Rebounds/ game	Assists/ game	Turnovers/ game	Assist/Turnover ratio	Steals/ game	Blocks/ game
14	81.1	41.9	31.5	68.5	40.6	13.4	10.9	1.2	6.3	2.8

ALABAMA POINTS-REBOUNDS-ASSISTS

2025-26 Alabama Men's Basketball
Points-rebounds-assists
All games

Page 1/1
as of Jan 03, 2026

Opponent	Date	Score		0 PHILON,LAB	1 BETHEA,JAL	2 HOLLOWAY,A	3 WRIGHTSELL	4 HANNAH,DAV	5 ALLEN,AMAR	6 JEMISON,LO	7 BOWEN,TAYL	10 BRISTOW,KE	11 MURPHY JR.	15 WILLIAMSON
North Dakota	11/03/2025	91-62	W	22-3-8	DNP	DNP	DNP	9-3-2	12-7-5	12-4-0	8-3-1	DNP	DNP	2-4-2
at St. John's (NY)	11/08/2025	103-96	W	25-3-3	DNP	21-2-4	17-3-3	0-0-0	6-10-2	0-2-0	17-9-1	DNP	DNP	0-3-0
Purdue	11/13/2025	80-87	L	11-4-7	DNP	21-2-3	6-3-2	0-1-1	3-4-1	2-0-0	13-2-0	DNP	DNP	3-1-0
vs Illinois	11/19/2025	90-86	W	24-2-5	DNP	11-3-3	5-1-3	3-1-0	9-11-4	0-1-0	12-3-0	10-8-0	DNP	0-0-0
vs Gonzaga	11/24/2025	85-95	L	29-0-7	DNP	13-3-2	DNP	0-0-0	14-4-1	6-4-0	2-4-1	7-11-0	DNP	0-0-0
vs UNLV	11/25/2025	115-76	W	13-4-4	DNP	26-4-4	DNP	0-1-1	13-5-6	18-5-0	12-7-0	3-3-0	DNP	4-6-2
vs Maryland	11/26/2025	105-72	W	20-4-6	DNP	17-3-10	DNP	12-4-2	10-7-6	11-4-1	12-5-0	DNP	DNP	2-1-0
Clemson	12/03/2025	90-84	W	29-1-3	2-3-2	DNP	DNP	0-1-0	20-11-4	13-2-0	11-5-3	DNP	DNP	0-0-0
UTSA	12/07/2025	97-55	W	20-7-6	21-6-2	DNP	10-3-4	9-8-2	11-10-4	20-2-0	DNP	DNP	0-2-0	0-3-0
vs Arizona	12/13/2025	75-96	L	24-10-5	4-0-0	0-0-2	21-3-2	DNP	5-0-1	0-1-0	8-4-0	3-2-1	DNP	0-1-0
South Fla.	12/17/2025	104-93	W	29-3-7	5-3-1	24-4-3	10-3-1	0-0-0	DNP	3-3-0	9-9-0	4-3-1	DNP	0-0-0
vs Kennesaw St.	12/21/2025	92-81	W	17-2-6	11-4-2	17-1-2	6-3-2	DNP	9-8-2	DNP	3-2-1	5-2-1	DNP	0-0-0
Yale	12/29/2025	102-78	W	DNP	15-3-2	26-0-7	15-3-3	DNP	15-9-4	DNP	5-9-1	2-6-1	0-0-0	3-2-1
Kentucky	01/03/2026	89-74	W	17-4-3	0-0-0	26-4-5	5-1-1	DNP	11-9-3	3-4-0	DNP	0-3-1	DNP	10-4-2

Opponent	Date	Score		22 SHERRELL,A	25 MARTIN,JAC	30 JAMES,KLAR	31 FAGAN,JACK	34 ONYEJIAKA,	95 MALLETTE,H
North Dakota	11/03/2025	91-62	W	9-4-1	0-0-0	0-0-0	0-0-0	2-5-0	15-8-3
at St. John's (NY)	11/08/2025	103-96	W	9-2-0	DNP	DNP	DNP	0-1-0	8-5-0
Purdue	11/13/2025	80-87	L	12-4-1	DNP	DNP	DNP	DNP	9-2-2
vs Illinois	11/19/2025	90-86	W	6-2-0	DNP	DNP	DNP	DNP	10-3-0
vs Gonzaga	11/24/2025	85-95	L	14-6-2	DNP	DNP	DNP	DNP	0-2-0
vs UNLV	11/25/2025	115-76	W	7-8-1	0-0-0	DNP	DNP	DNP	19-2-2
vs Maryland	11/26/2025	105-72	W	11-9-1	1-1-1	DNP	DNP	DNP	9-5-2
Clemson	12/03/2025	90-84	W	5-10-0	DNP	DNP	DNP	DNP	10-3-1
UTSA	12/07/2025	97-55	W	3-11-1	2-0-0	DNP	DNP	DNP	1-3-3
vs Arizona	12/13/2025	75-96	L	7-5-0	DNP	DNP	DNP	DNP	3-4-1
South Fla.	12/17/2025	104-93	W	6-7-0	DNP	DNP	DNP	DNP	14-7-1
vs Kennesaw St.	12/21/2025	92-81	W	21-7-1	DNP	DNP	DNP	DNP	3-6-0
Yale	12/29/2025	102-78	W	9-6-0	0-0-0	DNP	DNP	DNP	12-3-3
Kentucky	01/03/2026	89-74	W	3-3-2	DNP	DNP	DNP	DNP	14-5-0

ALABAMA - GAME HIGHS

2025-26 Alabama Men's Basketball
Team High/Low Analysis
All games

as of Jan 03, 2026

Alabama - Game Highs

POINTS	115		vs UNLV (N) (11/25/2025)
	105		vs Maryland (N) (11/26/2025)
	104		South Fla. (12/17/2025)
	103		at St. John's (NY) (11/08/2025)
	102		Yale (12/29/2025)
FIELD GOALS MADE	39		at St. John's (NY) (11/08/2025)
	38		vs Maryland (N) (11/26/2025)
FIELD GOAL ATTEMPTS	82		UTSA (12/07/2025)
	81		at St. John's (NY) (11/08/2025)
FIELD GOAL PERCENTAGE	.576	(38-66)	vs Maryland (N) (11/26/2025)
	.554	(36-65)	vs UNLV (N) (11/25/2025)
3 PT FG MADE	22		Yale (12/29/2025)
	16		UTSA (12/07/2025)
	16		Purdue (11/13/2025)
3 PT FG ATTEMPTS	57		UTSA (12/07/2025)
	54		Yale (12/29/2025)
3 PT FG PERCENTAGE	.452	(14-31)	vs Maryland (N) (11/26/2025)
	.424	(14-33)	vs UNLV (N) (11/25/2025)
FREE THROWS MADE	29		South Fla. (12/17/2025)
	29		vs UNLV (N) (11/25/2025)
FREE THROW ATTEMPTS	35		South Fla. (12/17/2025)
	35		vs UNLV (N) (11/25/2025)
FREE THROW PERCENTAGE	.850	(17-20)	UTSA (12/07/2025)
	.833	(15-18)	vs Maryland (N) (11/26/2025)
REBOUNDS	57		UTSA (12/07/2025)
	49		vs Maryland (N) (11/26/2025)
ASSISTS	29		vs Maryland (N) (11/26/2025)
	22		Yale (12/29/2025)
	22		UTSA (12/07/2025)
	22		North Dakota (11/03/2025)
STEALS	15		UTSA (12/07/2025)
	11		South Fla. (12/17/2025)
BLOCKED SHOTS	15		vs Arizona (N) (12/13/2025)
	12		Clemson (12/03/2025)
TURNOVERS	15		vs Arizona (N) (12/13/2025)
	15		North Dakota (11/03/2025)
FOULS	27		South Fla. (12/17/2025)
	27		at St. John's (NY) (11/08/2025)

ALABAMA - GAME LOWS

2025-26 Alabama Men's Basketball
Team High/Low Analysis
All games

Alabama - Game Lows

POINTS	75		vs Arizona (N) (12/13/2025)
	80		Purdue (11/13/2025)
	85		vs Gonzaga (N) (11/24/2025)
	89		Kentucky (01/03/2026)
	90		Clemson (12/03/2025)
	90		vs Illinois (N) (11/19/2025)
FIELD GOALS MADE	25		vs Arizona (N) (12/13/2025)
	28		Clemson (12/03/2025)
	28		Purdue (11/13/2025)
FIELD GOAL ATTEMPTS	56		vs Arizona (N) (12/13/2025)
	58		North Dakota (11/03/2025)
FIELD GOAL PERCENTAGE	.390	(32-82)	UTSA (12/07/2025)
	.424	(28-66)	Purdue (11/13/2025)
3 PT FG MADE	8		North Dakota (11/03/2025)
	9		vs Gonzaga (N) (11/24/2025)
3 PT FG ATTEMPTS	27		North Dakota (11/03/2025)
	29		vs Gonzaga (N) (11/24/2025)
3 PT FG PERCENTAGE	.281	(16-57)	UTSA (12/07/2025)
	.296	(8-27)	North Dakota (11/03/2025)
FREE THROWS MADE	8		Purdue (11/13/2025)
	12		Kentucky (01/03/2026)
	12		Yale (12/29/2025)
FREE THROW ATTEMPTS	10		Purdue (11/13/2025)
	16		Kentucky (01/03/2026)
	16		Yale (12/29/2025)
FREE THROW PERCENTAGE	.609	(14-23)	vs Gonzaga (N) (11/24/2025)
	.636	(14-22)	at St. John's (NY) (11/08/2025)
REBOUNDS	28		Purdue (11/13/2025)
	32		vs Arizona (N) (12/13/2025)
ASSISTS	12		vs Arizona (N) (12/13/2025)
	13		Clemson (12/03/2025)
	13		vs Gonzaga (N) (11/24/2025)
	13		at St. John's (NY) (11/08/2025)
STEALS	2		vs Arizona (N) (12/13/2025)
	3		Clemson (12/03/2025)
BLOCKED SHOTS	3		Kentucky (01/03/2026)
	3		vs Gonzaga (N) (11/24/2025)
TURNOVERS	5		Yale (12/29/2025)
	5		UTSA (12/07/2025)
FOULS	13		vs Maryland (N) (11/26/2025)
	14		vs UNLV (N) (11/25/2025)

2025-26 Alabama Men's Basketball
Team High/Low Analysis
All games

Opponent - Game Highs

POINTS	96		vs Arizona (N) (12/13/2025)
	96		at St. John's (NY) (11/08/2025)
	95		vs Gonzaga (N) (11/24/2025)
	93		South Fla. (12/17/2025)
	87		Purdue (11/13/2025)
FIELD GOALS MADE	36		vs Arizona (N) (12/13/2025)
	35		vs Gonzaga (N) (11/24/2025)
FIELD GOAL ATTEMPTS	84		vs Arizona (N) (12/13/2025)
	76		vs Maryland (N) (11/26/2025)
FIELD GOAL PERCENTAGE	.492	(31-63)	at St. John's (NY) (11/08/2025)
	.486	(35-72)	vs Gonzaga (N) (11/24/2025)
3 PT FG MADE	11		vs Illinois (N) (11/19/2025)
	10		South Fla. (12/17/2025)
	10		vs Arizona (N) (12/13/2025)
3 PT FG ATTEMPTS	33		UTSA (12/07/2025)
	32		vs Illinois (N) (11/19/2025)
3 PT FG PERCENTAGE	.429	(9-21)	Purdue (11/13/2025)
	.391	(9-23)	Yale (12/29/2025)
FREE THROWS MADE	28		at St. John's (NY) (11/08/2025)
	27		South Fla. (12/17/2025)
FREE THROW ATTEMPTS	40		at St. John's (NY) (11/08/2025)
	34		South Fla. (12/17/2025)
FREE THROW PERCENTAGE	.794	(27-34)	South Fla. (12/17/2025)
	.786	(22-28)	Clemson (12/03/2025)
REBOUNDS	52		vs Arizona (N) (12/13/2025)
	52		Purdue (11/13/2025)
ASSISTS	18		at St. John's (NY) (11/08/2025)
	17		vs Illinois (N) (11/19/2025)
STEALS	11		North Dakota (11/03/2025)
	10		vs Arizona (N) (12/13/2025)
BLOCKED SHOTS	6		South Fla. (12/17/2025)
	5		Kentucky (01/03/2026)
TURNOVERS	18		UTSA (12/07/2025)
	16		vs Kennesaw St. (N) (12/21/2025)
FOULS	25		South Fla. (12/17/2025)
	23		vs UNLV (N) (11/25/2025)

OPPONENT - GAME LOWS

2025-26 Alabama Men's Basketball
Team High/Low Analysis
All games

Opponent - Game Lows

POINTS	55		UTSA (12/07/2025)
	62		North Dakota (11/03/2025)
	72		vs Maryland (N) (11/26/2025)
	74		Kentucky (01/03/2026)
	76		vs UNLV (N) (11/25/2025)
FIELD GOALS MADE	20		UTSA (12/07/2025)
	24		North Dakota (11/03/2025)
FIELD GOAL ATTEMPTS	59		Kentucky (01/03/2026)
	61		UTSA (12/07/2025)
FIELD GOAL PERCENTAGE	.328	(20-61)	UTSA (12/07/2025)
	.368	(28-76)	vs Maryland (N) (11/26/2025)
3 PT FG MADE	4		Kentucky (01/03/2026)
	4		Clemson (12/03/2025)
3 PT FG ATTEMPTS	17		at St. John's (NY) (11/08/2025)
	19		Kentucky (01/03/2026)
	19		Clemson (12/03/2025)
3 PT FG PERCENTAGE	.211	(4-19)	Kentucky (01/03/2026)
	.211	(4-19)	Clemson (12/03/2025)
FREE THROWS MADE	7		UTSA (12/07/2025)
	7		vs Maryland (N) (11/26/2025)
	7		vs UNLV (N) (11/25/2025)
FREE THROW ATTEMPTS	11		vs Maryland (N) (11/26/2025)
	14		vs UNLV (N) (11/25/2025)
FREE THROW PERCENTAGE	.438	(7-16)	UTSA (12/07/2025)
	.500	(7-14)	vs UNLV (N) (11/25/2025)
REBOUNDS	26		North Dakota (11/03/2025)
	28		vs UNLV (N) (11/25/2025)
ASSISTS	8		UTSA (12/07/2025)
	9		Kentucky (01/03/2026)
STEALS	3		Yale (12/29/2025)
	3		Purdue (11/13/2025)
BLOCKED SHOTS	0		Purdue (11/13/2025)
	1		Yale (12/29/2025)
	1		North Dakota (11/03/2025)
TURNOVERS	4		vs Arizona (N) (12/13/2025)
	7		Clemson (12/03/2025)
FOULS	15		vs Arizona (N) (12/13/2025)
	15		vs Maryland (N) (11/26/2025)
	15		Purdue (11/13/2025)

ALABAMA SEASON STATS

2025-26 Alabama Men's Basketball
Combined Team Statistics
All games

as of Jan 03, 2026

Game Records

Record	Overall	Home	Away	Neutral
ALL GAMES	11-3	6-1	1-0	4-2
CONFERENCE	1-0	1-0	0-0	0-0
NON-CONFERENCE	10-3	5-1	1-0	4-2

Score by Periods

Team	1st	2nd	OT	TOT
Alabama	672	646	0	1318
Opponents	489	646	0	1135

Team Box Score

No.	Player				Total		3-Point		F-Throw		Rebounds											
		GP-GS	MIN	AVG	FG-FGA	FG%	3FG-3FGA	3FG%	FT-FTA	FT%	OFF	DEF	TOT	AVG	PF	DQ	A	TO	BLK	STL	PTS	AVG
0	PHILON, Labaron	13-13	372:36	28.7	103-192	.536	27-70	.386	47-64	.734	6	41	47	3.6	26	0	70	34	4	20	280	21.5
2	HOLLOWAY, Aden	11-10	316:22	28.8	66-132	.500	39-83	.470	31-34	.912	3	23	26	2.4	24	1	45	13	0	7	202	18.4
5	ALLEN, Amari	13-6	354:01	27.2	47-101	.465	19-50	.380	25-37	.676	25	70	95	7.3	32	1	43	19	12	14	138	10.6
3	WRIGHTSELL JR., Latrell	9-5	224:00	24.9	34-104	.327	18-69	.261	9-11	.818	0	23	23	2.6	15	0	21	5	1	8	95	10.6
7	BOWEN, Taylor Bol	12-10	261:32	21.8	35-74	.473	15-46	.326	27-29	.931	17	45	62	5.2	32	1	8	10	16	5	112	9.3
95	MALLETTE, Houston	14-11	342:45	24.5	36-87	.414	29-76	.382	26-28	.929	23	35	58	4.1	22	0	18	6	0	12	127	9.1
22	SHERRELL, Aiden	14-14	286:17	20.4	47-89	.528	8-28	.286	20-38	.526	34	50	84	6.0	29	1	10	15	39	8	122	8.7
1	BETHEA, Jalil	7-0	84:53	12.1	16-36	.444	10-24	.417	16-18	.889	3	16	19	2.7	8	0	9	3	1	3	58	8.3
6	JEMISON, London	12-1	155:47	13.0	28-52	.538	13-33	.394	19-25	.760	12	20	32	2.7	18	0	1	5	2	7	88	7.3
10	BRISTOW, Keitenn	8-0	111:56	14.0	11-31	.355	1-9	.111	11-15	.733	14	24	38	4.8	19	0	5	8	6	6	34	4.3
4	HANNAH, Davion	10-0	127:52	12.8	12-26	.462	4-11	.364	5-8	.625	4	15	19	1.9	9	0	8	10	2	7	33	3.3
15	WILLIAMSON, Noah	14-0	138:20	9.9	9-25	.360	2-13	.154	4-6	.667	11	14	25	1.8	30	0	7	8	8	6	24	1.7
34	ONYEJIAKA, Collins	2-0	09:24	4.7	1-2	.500	0-0	.000	0-2	.000	1	5	6	3.0	4	0	0	2	0	0	2	1.0
25	MARTIN, Jacob	5-0	07:43	1.5	1-1	1.000	0-0	.000	1-2	.500	1	0	1	0.2	0	0	1	0	2	0	3	0.6
11	MURPHY JR., Preston	2-0	05:25	2.7	0-1	.000	0-1	.000	0-0	.000	0	2	2	1.0	0	0	0	0	0	0	0	0.0
31	FAGAN, Jack	1-0	00:33	0.5	0-0	.000	0-0	.000	0-0	.000	0	0	0	0.0	0	0	0	0	0	0	0	0.0
30	JAMES, Klark	1-0	00:33	0.5	0-0	.000	0-0	.000	0-0	.000	0	0	0	0.0	0	0	0	0	0	0	0	0.0
Team											29	23	52					3				
Total		**14**	**2800**		**446-953**	**.468**	**185-513**	**.361**	**241-317**	**.760**	**183**	**406**	**589**	**42.1**	**268**	**4**	**246**	**141**	**93**	**103**	**1318**	**94.1**
Opponents		**14**	**2800**		**403-962**	**.419**	**107-340**	**.315**	**222-324**	**.685**	**208**	**361**	**569**	**40.6**	**265**	**6**	**188**	**153**	**39**	**88**	**1135**	**81.1**

Team Statistics

	UA	OPP
Scoring	**1318**	**1135**
Points per game	94.1	81.1
Scoring margin	+13.1	-
Field goals-att	**446-953**	**403-962**
Field goal pct	.468	.419
3 point fg-att	**185-513**	**107-340**
3-point FG pct	.361	.315
3-pt FG made per game	13.2	7.6
Free throws-att	**241-317**	**222-324**
Free throw pct	.760	.685
F-Throws made per game	17.2	15.9
Rebounds	**589**	**569**
Rebounds per game	42.1	40.6
Rebounding margin	+1.4	-
Assists	**246**	**188**
Assists per game	17.6	13.4
Turnovers	**141**	**153**
Turnovers per game	10.1	10.9
Turnover margin	+0.9	-
Assist/turnover ratio	1.7	1.2
Steals	**103**	**88**
Steals per game	7.4	6.3
Blocks	**93**	**39**
Blocks per game	6.6	2.8
Winning streak	**4**	**-**
Home win streak	5	-
Attendance	**91252**	**17319**
Home games-Avg/Game	7-13036	1-17319
Neutral site-Avg/Game	-	6-7332

Team Results

Date	Opponent		Score	Att.
11/03/2025	North Dakota	W	91-62	13474
11/08/2025	at St. John's (NY)	W	103-96	17319
11/13/2025	Purdue	L	80-87	13474
11/19/2025	vs Illinois	W	90-86	17775
11/24/2025	vs Gonzaga	L	85-95	0
11/25/2025	vs UNLV	W	115-76	2799
11/26/2025	vs Maryland	W	105-72	3947
12/03/2025	Clemson	W	90-84	13474
12/07/2025	UTSA	W	97-55	13474
12/13/2025	vs Arizona	L	75-96	14948
12/17/2025	South Fla.	W	104-93	11256
12/21/2025	vs Kennesaw St.	W	92-81	4520
12/29/2025	Yale	W	102-78	12626
01/03/2026	Kentucky	W	89-74	13474

2025-26 RADIO/TV CHART

0
LABARON **PHILON JR.**
GUARD So. • 6-4 • 185
Mobile, Ala.
(Link Academy)

1
JALIL **BETHEA**
GUARD So. • 6-5 • 190
Philadelphia, Pa.
(Miami/Archbishop Wood)



2
ADEN **HOLLOWAY**
GUARD Jr. • 6-1 • 180
Charlotte, N.C.
(Auburn/Prolific Prep)

3
LATRELL **WRIGHTSELL JR.**
GUARD Gr. • 6-3 • 195
Omaha, Neb.
(Cal State Fullerton/Omaha Central HS)

4
DAVION **HANNAH**
GUARD Fr. • 6-6 • 190
Milwaukee, Wisc.
(Link Academy)

5
AMARI **ALLEN**
FORWARD Fr. • 6-8 • 205
Green Bay, Wisc.
(Ashwaubenon HS)

6
LONDON **JEMISON**
FORWARD Fr. • 6-8 • 205
Bloomfield, Conn.
(St. Thomas More)

7
TAYLOR **BOL BOWEN**
FORWARD Jr. • 6-10 • 202
Jericho, Vt.
(Florida State/Brewster Academy)

10
KEITENN **BRISTOW**
FORWARD So. • 6-10 • 205
Holliday, Texas
(Tarleton State/Holliday HS)

11
PRESTON **MURPHY JR.**
GUARD Jr. • 6-1 • 180
Barrington, R.I.
(Northern Okla. College/New Orleans/St. Andrew's School)

15
NOAH **WILLIAMSON**
CENTER Sr. • 7-0 • 255
Riga, Latvia
(Bucknell/St. Thomas More)

22
AIDEN **SHERRELL**
FORWARD So. • 6-11 • 255
Detroit, Mich.
(Prolific Prep)

34
COLLINS **ONYEJIAKA**
CENTER Fr. • 6-11 • 265
Abuja, Nigeria
(The Newman School)

95
HOUSTON **MALLETTE**
GUARD Gr. • 6-5 • 202
Alameda, Calif.
(Pepperdine/Pacifica Christian)

NATE **OATS**
HEAD COACH
7th Season

PRESTON **MURPHY**
ASSISTANT COACH
3rd Season

BRIAN **ADAMS**
ASSISTANT COACH
2nd Season

CHRIS **FLEMING**
ASSISTANT COACH
1st Season

ERWIN **DUDLEY**
SPECIAL ASSISTANT TO THE HEAD COACH
1st Season

ADAM **BAUMAN**
DIRECTOR OF SCOUTING & ANALYTICS
7th Season

CHRISTIAN **PINO**
DIR. OF PLAYER DEVELOPMENT/RECRUITING COORD.
7th Season

BRADY **GOKA**
VIDEO COORDINATOR
6th Season

CLARKE **HOLTER**
ATHLETIC TRAINER
11th Season

HENRY **BARRERA**
STRENGTH & CONDITIONING COACH
4th Season

JOSH **PIERRE**
DIRECTOR OF OPERATIONS
4th Season