

FLORIDA™

MEN'S BASKETBALL

NATIONAL CHAMPIONS: 2006, 2007, 2025 | FINAL FOUR: 1994, 2000, 2006, 2007, 2014, 2025
SEC CHAMPIONS: 1989, 2000, 2001, 2007, 2011, 2013, 2014 | SEC TOURNAMENT CHAMPIONS: 2005, 2006, 2007, 2014, 2025



#19/20 Florida 12-5/3-1 SEC vs. #10/8 Vanderbilt 16-1/3-1 SEC

Memorial Gymnasium (14,316) | Nashville, Tenn.

Game 18 | Saturday, Jan. 17, 2026 | 2 p.m. EST



HEAD COACHES

Todd Golden

88-38 | 4th season at UF
145-74 | 7th season overall

Mark Byington

36-14 | 2nd season at Vanderbilt
249-147 | 13th season overall

MATCHUP BASICS

All-Time Series: 75-74

Series Under Golden: 2-3

All-Time Away: 21-50

Away under Golden: 0-2

Last Meeting:

W, 86-75, 2/4/25 (Home)

BROADCAST INFO

ESPN | ESPN App

Play-by-Play: Karl Ravech

Analyst: Jimmy Dykes

Gators Sports Network

from LEARFIELD

Play-by-Play: Sean Kelley

Analyst: Brian Hogan

Producer/Engineer: Steve Egan

NUMBERS OF NOTE

3

Three of Florida's eight all-time top-10 road wins have come under Todd Golden, more than any other coach in Florida history. Billy Donovan and Tommy Bartlett led Florida to two each and Lon Kruger one.

90

Florida has scored 90 or more points in six of its last seven games, including three straight entering Saturday's game. UF's 85.8 points per game this season are ahead of the program-record mark of 85.6, set in 2023-24.

19

Florida has had 19 double-double performances this season, led by Rueben Chinyelu's nine. The Gators have had 20 double-doubles just three times over the past 30 seasons (27 in 2006-07, 21 in 2000-01 and 2019-20).

FLORIDA POSSIBLE STARTERS

#	Name	Pos.	Ht.	Wt.	Cl.	Min.	Pts.	Reb.	Misc.
10	Thomas Haugh	F	6-9	215	Jr.	33.9	17.4	6.6	2.2 ast
21	Alex Condon	F	6-11	230	Jr.	30.6	14.3	8.3	3.7 ast
9	Rueben Chinyelu	C	6-10	260	Jr.	24.0	11.4	10.7	.629 fg%
0	Boogie Fland	G	6-3	185	So.	29.7	11.8	2.5	3.5 ast
1	Xaivian Lee	G	6-4	180	Sr.	27.6	11.2	4.2	3.4 ast

OPPONENT POSSIBLE STARTERS

#	Name	Pos.	Ht.	Wt.	Cl.	Min.	Pts.	Reb.	Misc.
5	Tyler Nickel	F	6-7	222	Jr.	29.6	14.7	3.5	3.5 3fg
10	AK Okereke	F	6-7	245	Gr.	25.1	8.2	3.6	1.8 ast
99	Devin McGlockton	F	6-8	230	Sr.	24.2	10.4	7.4	.589 fg%
2	Duke Miles	G	6-2	188	Gr.	29.3	17.5	2.8	4.4 ast
3	Tyler Tanner	G	6-0	175	So.	30.1	17.2	3.6	5.2 ast

THE TIP-OFF

- Florida visits Vanderbilt for the lone regular season meeting between the teams. Florida enters with three straight wins after picking up a road victory at Oklahoma on Tuesday.
- The Gators are 8-68 all-time on the road vs. top-10 opponents, including 3-6 under Todd Golden. Golden's three top-10 road wins are the most by any coach in Florida history, and in 2024-25 the Gators posted multiple top-10 road wins for the first time in program history (at #1 Auburn and #7 Alabama).
- Florida is 5-4 all-time against top-10 Vanderbilt teams, including 1-3 in away games with the lone road win coming against a seventh-ranked Vandy team on Feb. 3, 1968. The Gators last faced a top-10 Vandy squad on March 9, 1974, an 80-77 win over the #5 Commodores in Gainesville.
- Florida's +15.7 rebounding margin, 17.0 offensive rebounds per game and 46.7 rebounds per game all lead the nation, while the Gators rank second with a 43.7% offensive rebound percentage and third in defensive rebounding percentage (76.5%).
- Florida picked up its first road win of the season at Oklahoma behind 21 points from Thomas Haugh and Rueben Chinyelu's 19-point, 12-rebound double-double. The Gators tallied a 60-22 advantage in the paint while committing a season-low seven turnovers.

2025-26 AT A GLANCE

- At 10.7 rebounds per game, Rueben Chinyelu ranks seventh nationally and is making a bid to be the first Gator in 50 years to average double-figure rebounds. His 3.9 offensive boards also rank ninth in the NCAA. He grabbed a season-high 21 boards vs. Merrimack, which marked the most rebounds by a Gator in 43 years and tied the O'Dome record (Eugene McDowell, 21 vs. Georgia, 1/6/1982).
- In the win vs. #21 Tennessee, Boogie Fland broke out for 23 points with five assists and four steals. With the game tied at 26-all late in the first half, Florida went on a 15-2 run over the final 3:33 of the first half to take a 13-point halftime lead. Fland had 10 points and three steals during that stretch.
- In the home defeat of #18 Georgia, UF was led by 21 points each from Thomas Haugh and Alex Condon. Haugh stuffed the box score with 12 rebounds, five assists, four blocked shots and three steals.
- Florida's schedule to date ranks as the sixth-toughest in the nation, per KenPom. According to ESPN, the Gators have the 14th-strongest remaining schedule. Florida battled one of the nation's toughest nonconference schedules, facing three teams that spent time in the AP top five. UF played eight KenPom top-100 opponents, the team's most in regular season nonconference action since 2017-18.
- The Gators fought back from a 10-point deficit vs. #5 UConn at Madison Square Garden, taking a second-half lead before the Huskies held off the rally. Xaivian Lee posted 19 points, six rebounds, five assists and two steals, and Thomas Haugh added 18 points.
- The Gators' backcourt had a big day vs. Providence, as Xaivian Lee (20), Urban Klavzar (18) and Boogie Fland (17) combined for 55 points, while Thomas Haugh (16/12) and Rueben Chinyelu (13/10) added double-doubles.
- After Florida picked up wins vs. both Miami and Florida State, Thomas Haugh picked up SEC Player of the Week honors for the first time in his career.

NOVEMBER

3	vs. #13 Arizona	TNT	L	87-93
6	North Florida	SEC+	W	104-64
11	Florida State	SECN	W	78-76
16	vs. Miami	ESPN	W	82-68
21	Merrimack	SEC+	W	80-45
27	vs. TCU	FS1	L	80-84
28	vs. Providence	FOX	W	90-78

DECEMBER

2	at #4 Duke	ESPN	L	66-67
9	vs. #5 UConn	ESPN	L	73-77
13	vs. G. Washington	ESPN2	W	80-70
17	Saint Francis	SECN	W	102-61
21	Colgate	SEC+	W	90-60
29	Dartmouth	SECN	W	94-72

JANUARY

3	at Missouri	SECN	L	74-76
6	#18 Georgia	SECN	W	92-77
10	#21 Tennessee	ESPN	W	91-67
13	at Oklahoma	ESPN2	W	96-79
17	at #10 Vanderbilt	ESPN		2 p.m.
20	LSU	ESPN2		7 p.m.
24	RV Auburn	ESPN/2		4/4:30 p.m.
28	at South Carolina	SECN		9 p.m.

FEBRUARY

1	#18 Alabama	ABC		1 p.m.
7	at RV Texas A&M	SECN		8:30 p.m.
11	at #21 Georgia	ESPN2/U		7 p.m.
14	Kentucky	ABC		3 p.m.
17	South Carolina	SECN		7 p.m.
21	at Ole Miss	ESPN/2		12 p.m.
25	at Texas	ESPN2/U		7 p.m.
28	#17 Arkansas	ESPN/2		8:30 p.m.

MARCH

3	Mississippi State	SECN		8 p.m.
7	at Kentucky	ESPN/2		4 p.m.
11-15	SEC Tournament			

Contact: Denver Parler | denverp@gators.ufl.edu
Office: 352-692-6195 | Cell: 352-318-3493

Matchup

ABOUT THE OPPONENT

- Vanderbilt started the season 16-0 before Wednesday's loss at Texas. The Commodores are 9-0 at home, including wins vs. Alabama and LSU.
- Vanderbilt's high-scoring backcourt features Duke Miles (17.5 points per game) and Tyler Tanner (17.2). Tanner leads the team with 89 assists and 44 steals, with Miles close behind in both categories (66 assists, 43 steals).
- Tyler Nickel adds 14.7 points and is hitting from 3-point range at a .472 clip with 3.5 made 3s per game.
- Devin McGlockton adds 10.4 points per game and a team-leading 7.4 rebounds per game.
- Jalen Washington has blocked a team-leading 24 shots off the bench.
- Vandy leads the SEC in steals (9.8 per game) and assist-to-turnover ratio (1.8).

OPPONENT'S LAST 5 GAMES

Dec. 29	New Haven	W	96-53
Jan. 3	at South Carolina	W	83-71
Jan. 7	Alabama	W	96-90
Jan. 10	LSU	W	84-73
Jan. 14	at Texas	L	64-80

OPPONENT'S UPCOMING GAMES

Jan. 20	at Arkansas
Jan. 24	at Mississippi State
Jan. 27	Kentucky
Jan. 31	at Ole Miss
Feb. 7	Oklahoma

SERIES UNDER GOLDEN (2-3)

Feb. 11, 2023	H	L	80-88
Feb. 25, 2023	A	L	72-88
Feb. 24, 2024	H	W	77-64
March 9, 2024	A	L	78-79
Feb. 4, 2025	H	W	86-75

ALL-TIME TOP-10 ROAD WINS (8-68)

Dec. 17, 1966	at #4 Kentucky	W	78-75
Feb. 3, 1968	at #7 Vanderbilt	W	91-85
Jan. 20, 1988	at #4 Kentucky	W	58-56
Feb. 1, 1998	at #7 Kentucky	W	86-78
Jan. 7, 2003	at #7 Mississippi State	W	74-66
Jan. 31, 2024	at #10 Kentucky	W/OT	94-91
Feb. 8, 2025	at #1 Auburn	W	90-81
March 5, 2025	at #7 Alabama	W	99-94

Category	UF	Advantage	Opponent
Scoring Offense	85.8	>	91.3
Scoring Defense	71.4	<	72.5
Scoring Margin	+14.4	>	+18.8
Field Goal Pct.	.463	>	.496
Field Goal Pct. Def.	.409	>	.402
3-Pt. FG Pct.	.279	>	.368
3-Pt. FG Pct. Def.	.334	>	.283
3-Pt. FG Made	7.3	>	10.4
3-Pt. FG Allowed	6.8	>	6.6
Free Throw Pct.	.709	>	.762
Free Throws Made	18.5	<	18.4
Rebounds	46.7	<	38.0
Opp. Rebounds	31.0	<	33.5
Rebounding Margin	+15.7	<	+4.5
Assists	15.7	>	18.4
Turnovers	12.6	>	10.0
Opp. Turnovers	11.5	>	14.0
Turnover Margin	-1.1	>	+4.0
Assist/TO Ratio	1.2	>	1.8
Steals	6.5	>	9.8
Blocked Shots	5.2	=	5.2

LAST MEETING: FLORIDA 86, VANDERBILT 75



Official Basketball Box Score - Final
Vanderbilt at Florida
 02/04/25 Exactech Arena at Stephen C. O'Connell Center, Gainesville
 2024-25 Men's Basketball

Game Time: 7:00 PM
Game Duration: 2:04
Attendance: 9,745

Officials: Courtney Green, Vladimir Voyard-Tadal, Ron Groover

Vanderbilt - 75			Record: 16-6 (4-5)																
NO.	Name		Min	FG	3P	FT	Rebounds			Fouls		TP	AS	TO	ST	Blocks		+/-	
				M-A	M-A	M-A	OR	DR	TOT	PF	FD					BS	BA		
5	Tyler Nickel	F	22:56	2-5	1-3	0-0	1	4	5	1	0	5	1	1	0	0	1	-2	
99	Devin McGlockton	F	27:37	6-9	1-2	1-2	4	4	8	5	1	14	0	0	1	0	0	-9	
1	Jason Edwards	G	30:45	7-13	1-3	5-7	0	0	0	2	9	20	1	2	0	0	1	-11	
11	A.J. Hoggard	G	28:27	3-11	1-3	0-0	0	2	2	1	0	7	6	2	1	0	2	-5	
30	Chris Manon	G	13:49	1-3	0-2	1-1	0	1	1	1	1	3	0	2	1	1	0	-5	
2	MJ Collins	G	22:52	5-7	1-2	0-2	0	4	4	1	1	11	0	0	0	0	0	-4	
4	Grant Huffman	F	07:17	0-2	0-1	0-0	0	0	0	0	1	0	0	1	0	0	0	-4	
22	Jaylen Carey	F	22:33	7-9	1-2	0-0	2	3	5	5	1	15	1	1	1	1	0	-3	
3	Tyler Tanner	F	21:47	0-2	0-1	0-0	0	2	2	2	0	0	2	0	1	0	0	-9	
24	JaQualon "JQ" Roberts	F	01:59	0-0	0-0	0-0	0	0	0	0	0	0	0	0	0	0	0	-3	
Team							2			0		2							
Totals				31-61	6-19	7-12	9	20	29	20	14	75	11	11	5	2	4	-11	

Shooting By Period		
1 st	FG%	15-28 53.6%
	3PT%	3-10 30.0%
	FT%	3-5 60%
2 nd	FG%	16-33 48.5%
	3PT%	3-9 33.3%
	FT%	4-7 57.1%
GM	FG%	31-61 50.8%
	3PT%	6-19 31.6%
	FT%	7-12 58.3%

Dead Ball Rebounds: 1, 0

Technical Fouls::NONE

Florida - 86			Record: 19-3 (6-3)																
NO.	Name		Min	FG	3P	FT	Rebounds			Fouls		TP	AS	TO	ST	Blocks		+/-	
				M-A	M-A	M-A	OR	DR	TOT	PF	FD					BS	BA		
21	Alex Condon	F	30:38	7-11	0-3	5-8	3	6	9	1	6	19	4	0	0	2	0	5	
9	Rueben Chinyelu	C	11:53	2-3	0-0	0-0	1	1	2	4	1	4	0	1	0	0	0	-2	
5	Will Richard	G	39:01	8-11	5-7	0-0	1	6	7	1	1	21	3	0	0	0	1	9	
11	Denzel Aberdeen	G	35:18	4-12	1-4	4-7	0	2	2	2	4	13	3	0	0	0	0	10	
15	Alijah Martin	G	26:21	4-5	0-1	0-0	0	1	1	1	0	8	4	5	0	0	0	3	
7	Urban Klavzar		12:37	2-4	2-2	0-0	0	0	0	0	0	6	0	0	1	0	1	2	
10	Thomas Haugh		28:02	1-2	1-2	5-6	4	5	9	2	6	8	4	2	1	0	0	13	
4	Sam Alexis		09:28	2-4	1-2	0-2	0	1	1	1	2	5	2	0	0	1	0	6	
20	Isaiah Brown		06:44	1-2	0-0	0-0	0	2	2	2	0	2	0	2	0	0	0	9	
Team							1	2	2			0	0	0					
Totals				31:54	10-21	14-23	10	25	35	14	20	86	20	10	2	4	2	11	

Shooting By Period		
1 st	FG%	13-26 50.0%
	3PT%	3-10 30.0%
	FT%	6-11 54.5%
2 nd	FG%	18-28 64.3%
	3PT%	7-11 63.6%
	FT%	8-12 66.7%
GM	FG%	31-54 57.4%
	3PT%	10-21 47.6%
	FT%	14-23 60.9%

Dead Ball Rebounds: 2, 0

Technical Fouls::NONE

	VAN	FLA	Points from	VAN	FLA	Period by Period Scoring			
Biggest lead	4 (1 st 14:20)	16 (2 nd 0:52)	Turnovers	15	13		1st	2nd	TOT
Best Starting Run	8 (1 st 17:19)	8 (2 nd 7:41)	Paint	42	40	VAN	36	39	75
Lead Changes	12		Second Chance	9	13				
Times Tied	11		Fast Breaks	4	11	FLA	35	51	86
Time with Lead	12:54	19:01	Bench	26	21				

Rankings & Records

SEC STANDINGS

	SEC	Overall
Arkansas	3-1 .750	13-4 .765
FLORIDA	3-1 .750	12-5 .706
Missouri	3-1 .750	13-4 .765
Texas A&M	3-1 .750	13-4 .765
Vanderbilt	3-1 .750	16-1 .941
Alabama	2-2 .500	12-5 .706
Georgia	2-2 .500	14-3 .824
Kentucky	2-2 .500	11-6 .647
Ole Miss	2-2 .500	10-7 .588
Mississippi State	2-2 .500	10-7 .588
Tennessee	2-2 .500	12-5 .706
Texas	2-2 .500	11-6 .647
Auburn	1-3 .250	10-7 .588
Oklahoma	1-3 .250	11-6 .647
South Carolina	1-3 .250	10-7 .588
LSU	0-4 .000	12-5 .706

AP TOP 25

- *Arizona (60)
- Iowa State (1)
- *UConn
- Michigan
- Purdue
- *Duke
- Houston
- Nebraska
- Gonzaga
- *Vanderbilt
- BYU
- Michigan State
- Illinois
- North Carolina
- Texas Tech
- Virginia
- *Arkansas
- *Alabama
- 19. FLORIDA**
- Louisville
- *Georgia
- Clemson
- Utah State
- *Tennessee
- Seton Hall

COACHES TOP 25

- *Arizona (29)
- Iowa State (1)
- Michigan (1)
- *UConn
- Purdue
- *Duke
- Houston
- *Vanderbilt
- Gonzaga
- Nebraska
- BYU
- Michigan State
- Illinois
- Texas Tech
- North Carolina
- Virginia
- *Arkansas
- *Alabama
- Louisville
- 20. FLORIDA**
- Clemson
- *Georgia
- Iowa
- Utah State
- Kansas

*2025-26 Florida Opponent

FLORIDA IN THE POLLS & RATINGS

Date	AP	Coaches	NET	KP	BT	BPI
Preseason	3	3	*	2	5	
Nov. 10	10	10	*	5	6	5
Nov. 17	10	9	*	8	8	8
Nov. 24	10	8	*	5	6	7
Dec. 1	15	14	33	16	16	12
Dec. 8	18	18	23	14	16	9
Dec. 15	23	21	22	13	16	11
Dec. 22	22	22	21	11	17	11
Dec. 29	*	22	23	12	16	12
Jan. 5	RV	RV	27	14	17	13
Jan. 12	19	20	15	12	11	11

*No new ranking; KP=KenPom; BT=Bart Torvik

SEC RANKINGS

Category	Player	Stat	Rank
Scoring	Haugh	17.41	10
Rebounds	Chinyelu	10.71	1
	Condon	8.31	4
	Handlogten	6.69	t14
	Haugh	6.59	17
FG Pct.	Condon	.530	5
Assists	Condon	3.69	13
	Lee	3.53	15
FT Pct.	Klavzar	.944	-
Steals	Fland	1.76	t6
3-Pt. FG Pct.	Klavzar	.360	-
3-Pt. FG Made	Klavzar	1.88	-
Blocked Shots	Condon	1.44	7
A/TO Ratio	Lee	2.28	10
	Fland	2.07	13
Off. Rebounds	Chinyelu	3.94	1
	Handlogten	3.63	2
	Condon	2.44	t13
Def. Rebounds	Chinyelu	6.76	1
	Condon	5.88	3
Minutes	Haugh	33.93	1
	Condon	30.58	8

Category	Stat	Rank
Scoring Offense	85.82	8
Scoring Defense	71.41	4
Scoring Margin	+14.41	5
Free Throw Pct.	.709	13
Field Goal Pct.	.463	12
Field Goal Pct. Defense	.409	3
3-Point FG Pct.	.279	16
3-Point FG Pct. Defense	.334	10
Rebounding	46.71	1
Rebounding Against	31.00	3
Rebounding Margin	+15.71	1
Blocked Shots	5.18	4
Assists	15.71	t7
Steals	6.47	t12
Turnover Margin	-1.06	16
Assist/Turnover Ratio	1.25	13
Offensive Rebounds	17.00	1
Defensive Rebounds	29.71	1
Defensive Rebound Pct.	.765	1
Offensive Rebound Pct.	.437	2
3-Point FG Made	7.29	14

NCAA LEADERS

Rebounding Margin
1. Florida +15.7
2. Arizona +14.3
3. Michigan State +13.9

Offensive Rebounding

1. Florida 17.0
2. Kennesaw State 16.1
3. South Florida 15.4

Rebounds Per Game

1. Florida 46.7
2. Kennesaw State 44.8
3. Charleston Southern 44.0

Offensive Rebounding Percentage

1. Tennessee 43.9%
2. Florida 43.7%
3. Arizona 41.0%

Defensive Rebounding Percentage

1. Michigan State 78.0%
2. Vermont 76.5%
3. Florida 76.5%

1,000-POINT WATCH

Player	Has	Needs
Alex Condon	896	104
Thomas Haugh	827	173

INDIVIDUAL TRANSFER RECORDS

Rebounds by a Transfer (UF Career)

1. Dorian Finney-Smith	2013-16	Virginia Tech	721
2. Colin Castleton	2020-23	Michigan	607
3. Will Richard	2022-25	Belmont	470
4. Rueben Chinyelu	2024-present	Washington St.	444
5. Micah Handlogten	2023-present	Marshall	415
6. Vernon Macklin	2009-11	Georgetown	387

Blocked Shots by a Transfer (UF Career)

1. Colin Castleton	2020-23	Michigan	194
2. John Egbunu	2015-17	South Florida	84
3. Dorian Finney-Smith	2013-16	Virginia Tech	69
4. Micah Handlogten	2023-present	Marshall	58
5. Vernon Macklin	2009-11	Georgetown	55
6. Rueben Chinyelu	2024-present	Wash. St.	49
7. Will Richard	2022-25	Belmont	48

INDIVIDUAL FLORIDA RECORDS

Rebounding Average (Single Season)

Since 1970

1. Bob Smyth	1975-76	12.7
2. Chip Williams	1972-73	12.1
3. Chip Williams	1973-74	11.1
4. Rueben Chinyelu	2025-26	10.7
5. Dan Boe	1971-72	10.2
6. Eugene McDowell	1984-85	9.8
7. Al Horford	2006-07	9.5
Earl Findley	1970-71	9.5
9. Dwayne Davis	1988-89	9.4
10. Eugene McDowell	1983-84	9.2
Reggie Hannah	1977-78	9.2

TEAM SINGLE-SEASON RECORDS

Double-Doubles (since 1996)

Season	Team Leader	Total
1. 2006-07	Horford, 16	27
2. 2019-20	Blackshear/Johnson, 8	21
2000-01	Bonner, 10	21
4. 2025-26	Chinyelu, 9	19
2001-02	Haslem, 11	19

COACHING RECORDS

Top-25 Wins

1. Billy Donovan	1996-2015	64-69/481	64
2. Todd Golden	2022-present	20-15/.571	20
Mike White	2015-22	20-37/351	20
4. Tommy Bartlett	1966-73	15-15/.500	15

Wins Through First Four Seasons

1. Mike White	2015-19	89-53/622	89
2. Todd Golden	2022-26	88-38/.698	88
3. Billy Donovan	1996-2000	78-49/614	78
4. Lon Kruger	1990-94	75-51/.595	75



#0 BOOGIE
FLAND

Sophomore | Guard
Bronx, N.Y.
6-3 | 185

- Exploded for 23 points, 5 assists & 4 steals in the win vs. #21 Tennessee.
- Posted 16 points at #4 Duke, including 9 in the final 4:00.
- Hit 4 3-pointers and scored 17 in the win vs. Providence.
- Tallied 18 points in the win vs. FSU, including 14 in the 2nd half.
- Posted 9 points, 4 rebounds, 3 steals & 3 assists in his UF debut vs.

- #13 Arizona.
- A 2024 McDonald's All-American with invitations to the Jordan Brand Classic, USA Basketball Nike Hoop Summit and USA Basketball Men's Junior National Select Team.

Year		GP-GS	Min/Avg	FG-FGA	Pct	3FG-3A	Pct	FT-FTA	Pct	OR	DR	Tot	Avg	PF-FO	Ast	TO	Blk	Stl	Pts	Avg
2025-26	UF	17-17	505/29.7	71-173	.410	16-74	.216	42-56	.750	15	28	43	2.5	42-3	60	29	3	30	200	11.8
TOTAL FOR UF		17-17	505/29.7	71-173	.410	16-74	.216	42-56	.750	15	28	43	2.5	42-3	60	29	3	30	200	11.8
TOTAL		38-35	1172/30.8	167-426	.392	52-180	.289	97-122	.795	25	86	111	2.9	79-3	168	58	4	62	483	12.7




#1 XAIVIAN
LEE

Senior | Guard
Toronto, Ontario, Canada
6-4 | 180

- Posted a team-leading 18 points on 7/9 FG vs. St. Francis.
- Scored 24 points going 4/8 from 3 in the win vs. GW.
- Had 19 points, 6 rebounds, 5 assists & 2 steals vs. #5 UConn.
- Led UF with 20 points on 4/9 3-point shooting in the win vs. Providence.

- Scored 14 & dished 5 assists in his UF debut vs. #13 Arizona.
- Tallied 1,154 points, 406 rebounds, 302 assists, 124 3-point field goals and 81 steals over three seasons at Princeton.

Year		GP-GS	Min/Avg	FG-FGA	Pct	3FG-3A	Pct	FT-FTA	Pct	OR	DR	Tot	Avg	PF-FO	Ast	TO	Blk	Stl	Pts	Avg
2025-26	UF	17-17	470/27.6	61-172	.355	27-108	.250	41-49	.837	8	63	71	4.2	32-1	57	25	3	18	190	11.2
TOTAL FOR UF		17-17	470/27.6	61-172	.355	27-108	.250	41-49	.837	8	63	71	4.2	32-1	57	25	3	18	190	11.2
TOTAL		108-76	2764/25.6	457-1082	.422	151-479	.315	279-348	.802	60	416	476	4.4	202-4	358	162	31	101	1344	12.4



#3 MICAH
HANDLOGTEN

Senior | Center
Lake Norman, N.C.
7-1 | 260

- Posted double-doubles in two straight games to open the season, with 11/12 vs. #13 Arizona and 17/13 vs. UNF.
- Snagged 11 boards in the win vs. #18 Georgia.
- Posted 10 points & 8 rebounds on his birthday vs. St. Francis.

- An elite offensive rebounder and passer.
- Posted the #2 single-season total in Florida history with 108 offensive rebounds in 2023-24.

Year		GP-GS	Min/Avg	FG-FGA	Pct	3FG-3A	Pct	FT-FTA	Pct	OR	DR	Tot	Avg	PF-FO	Ast	TO	Blk	Stl	Pts	Avg
2025-26	UF	16-1	250/15.6	36-56	.643	0-1	.000	7-20	.350	58	49	107	6.7	29-0	8	14	19	5	79	4.9
TOTAL FOR UF		65-33	1087/16.7	135-212	.637	5-11	.455	22-65	.338	200	215	415	6.4	153-4	53	43	58	34	297	4.6
TOTAL		97-65	1897/19.6	237-366	.648	6-23	.261	60-135	.444	309	421	730	7.5	264-10	90	85	133	75	540	5.6




#4 ALEX
LLOYD

Freshman | Guard
Miami, Fla.
6-3 | 180

- Hit a 3 in wins vs. Merrimack and Dartmouth.
- Made his collegiate debut vs. UNF, posting 4 points & 4 rebounds.
- The 37th-ranked prospect in his class by ESPN, Lloyd provides scoring punch at all levels with a soft shooting touch.

- Averaged 21.9 points, 4.0 rebounds, 2.0 assists and 1.9 steals during his three varsity season at Westminster Academy, averaging 27.9 points during his senior campaign.

Year		GP-GS	Min/Avg	FG-FGA	Pct	3FG-3A	Pct	FT-FTA	Pct	OR	DR	Tot	Avg	PF-FO	Ast	TO	Blk	Stl	Pts	Avg
2025-26	UF	7-0	52/7.4	4-16	.250	3-13	.231	1-4	.250	1	10	11	1.6	5-0	2	6	1	1	12	1.7
TOTAL		7-0	52/7.4	4-16	.250	3-13	.231	1-4	.250	1	10	11	1.6	5-0	2	6	1	1	12	1.7




#7 URBAN
KLAVŽAR

Junior | Guard
Domzale, Slovenia
6-1 | 190

- Posted 15 points with 3 3-pointers in the win vs. #21 Tennessee.
- Scored 18 with 3 3-pointers in the win vs. Providence.
- Tallied his 1st 20-point game with 4 3-pointers vs. TCU.
- Exploded for 15 points in the win vs. Miami, shooting 4/7 from 3.

- Posted 8 points in the season opener vs. #13 Arizona.
- Scoring guard with the ability to create off the bounce.
- Went 3-for-3 from 3 in Florida's Feb. 2025 win at #1 Auburn, including two in a 13-second span in the second half.

Year		GP-GS	Min/Avg	FG-FGA	Pct	3FG-3A	Pct	FT-FTA	Pct	OR	DR	Tot	Avg	PF-FO	Ast	TO	Blk	Stl	Pts	Avg
2025-26	UF	17-0	359/21.1	47-116	.405	32-89	.360	34-36	.944	6	17	23	1.4	21-0	19	20	1	7	160	9.4
TOTAL		43-0	618/14.4	76-196	.388	49-139	.353	42-48	.875	8	31	39	0.9	45-0	40	34	1	13	243	5.7



#8 ALEX
KOVATCHEV

R-Sophomore | Guard
Perth, Australia
6-1 | 195

- Posted a +16 differential in 11 minutes vs. Colgate.
- Scored his first points as a Gator on a 3-painter in the win vs. St. Francis.
- Made his Florida debut vs. UNF.
- Scored 198 points in 37 appearances with 16 starts at Sacramento

- State, averaging 5.4 points and 3.8 rebounds in his career.
- Spent time competing at The Basketball Australia Centre of Excellence, where he played alongside Alex Condon.

Year		GP-GS	Min/Avg	FG-FGA	Pct	3FG-3A	Pct	FT-FTA	Pct	OR	DR	Tot	Avg	PF-FO	Ast	TO	Blk	Stl	Pts	Avg
2025-26	UF	5-0	29/5.7	1-6	.167	1-5	.200	0-0	.000	1	3	4	0.8	1-0	1	1	1	1	3	0.6
TOTAL FOR UF		5-0	29/5.7	1-6	.167	1-5	.200	0-0	.000	1	3	4	0.8	1-0	1	1	1	1	3	0.6
TOTAL		42-16	882/21.0	73-211	.346	39-138	.283	16-29	.552	39	106	145	3.5	52-0	40	47	7	23	201	4.8



#9 RUEBEN
CHINYELU

Junior | Center
Enugwu-Agidi, Nigeria
6-10 | 265

- Tied a career high with 19 points at Oklahoma & added 12 rebounds.
- Had a 17-point, 16-rebound outing in the win vs. #21 Tennessee.
- Has two separate 3-game double-double streaks this season.
- Had a game-high 14 rebounds at #4 Duke.
- Tallied 13 points & 10 rebounds in the win vs. Providence.

- Posted a UF shot clock era-record 21 rebounds vs. Merrimack.
- Started all 40 games for the Gators' 2025 national championship team, averaging 6.0 points and 6.6 rebounds.

Year		GP-GS	Min/Avg	FG-FGA	Pct	3FG-3A	Pct	FT-FTA	Pct	OR	DR	Tot	Avg	PF-FO	Ast	TO	Blk	Stl	Pts	Avg
2025-26	UF	17-17	409/24.0	78-124	.629	0-1	.000	37-55	.673	67	115	182	10.7	55-3	8	23	15	12	193	11.4
TOTAL FOR UF		57-57	1170/20.5	181-296	.611	0-1	.000	69-110	.627	160	284	444	7.8	168-9	34	61	49	32	431	7.6
TOTAL		92-69	1653/18.0	252-411	.613	0-1	.000	92-157	.586	226	392	618	6.7	244-10	39	98	94	39	596	6.5



#10 THOMAS HAUGH
Junior | Forward
New Oxford, Pa.
6-9 | 215

- Stuffed the stat sheet with 21 points, 12 rebounds, 5 assists, 4 blocks & 3 steals in the win vs. #18 Georgia.
- Tallied 24 points at #4 Duke on 9/15 FG with a pair of 3-pointers.
- Posted 16 & 12 in the win vs. Providence and earned All-Tournament Team honors for the Rady Children's Invitational.

- Had a 20-point, 13-rebound outing in the win vs. Florida State, then added 17 and 9 vs. Miami to earn SEC Player of the Week.
- Posted a career-high 27 points in the season opener vs. #13 Arizona, including a 12/14 showing at the FT line.
- The Gators' sixth man on its 2025 national championship team.

Year		GP-GS	Min/Avg	FG-FGA	Pct	3FG-3A	Pct	FT-FTA	Pct	OR	DR	Tot	Avg	PF-FO	Ast	TO	Blk	Stl	Pts	Avg
2025-26	UF	17-17	577/33.9	98-205	.478	31-90	.344	69-92	.750	39	73	112	6.6	38-0	37	31	14	17	296	17.4
TOTAL		93-24	2082/22.4	268-564	.475	78-240	.325	213-293	.727	179	310	489	5.3	203-2	146	88	69	59	827	8.9



#11 CJ INGRAM
Freshman | Guard
Hawthorne, Fla.
6-6 | 205

- Knocked down a 3-pointer and added a blocked a shot in 11 minutes in his collegiate debut vs. #13 Arizona.
- The 22nd-ranked prospect in his class by 247Sports, Ingram is a wing with great size who was a two-sport athlete also playing football until

- his senior year.
- His father Cornelius was a national champion tight end on the Florida football team who also appeared in 19 basketball games in the 2004-05 season.

Year		GP-GS	Min/Avg	FG-FGA	Pct	3FG-3A	Pct	FT-FTA	Pct	OR	DR	Tot	Avg	PF-FO	Ast	TO	Blk	Stl	Pts	Avg
2025-26	UF	11-0	74/6.7	7-18	.389	4-10	.400	5-10	.500	6	1	7	0.6	9-0	6	7	2	2	23	2.1
TOTAL		11-0	74/6.7	7-18	.389	4-10	.400	5-10	.500	6	1	7	0.6	9-0	6	7	2	2	23	2.1



#12 VIKTOR MIKIĆ
Sophomore | Center
Beograd, Serbia
6-11 | 260

- Knocked down his 1st career 3-pointer vs. St. Francis.
- Scored 4 points vs. UNF, his first collegiate points.
- Saw meaningful minutes in the win vs. Miami as UF's frontcourt battled foul trouble.

- Appeared in four games as a freshman, serving an important role on the scout team for UF's national championship squad.
- Post player who has competed on the international stage with Serbia's national program.

Year		GP-GS	Min/Avg	FG-FGA	Pct	3FG-3A	Pct	FT-FTA	Pct	OR	DR	Tot	Avg	PF-FO	Ast	TO	Blk	Stl	Pts	Avg
2025-26	UF	8-0	26/3.3	4-12	.333	1-1	1.000	1-4	.250	6	2	8	1.0	8-0	3	3	1	0	10	1.3
TOTAL		12-0	33/2.7	4-13	.308	1-1	1.000	1-4	.250	6	4	10	0.8	12-0	3	3	1	1	10	0.8




#20 ISAIAH BROWN
Sophomore | Guard
Orlando, Fla.
6-4 | 210

- Scored 9 points in the win vs. St. Francis, with a rebound, assist & steal.
- Against UNF, matched a career high with 9 points and set a new personal best with 8 rebounds.
- Figures to compete for a spot in the Gators' backcourt and wing

- rotation.
- Scored 36 points in 19 appearances during his freshman campaign as a member of the 2025 national championship team.

Year		GP-GS	Min/Avg	FG-FGA	Pct	3FG-3A	Pct	FT-FTA	Pct	OR	DR	Tot	Avg	PF-FO	Ast	TO	Blk	Stl	Pts	Avg
2025-26	UF	15-0	153/10.2	22-51	.431	4-19	.211	14-20	.700	13	23	36	2.4	21-0	7	6	5	4	62	4.1
TOTAL		34-0	226/6.6	35-76	.461	7-27	.259	21-36	.583	19	35	54	1.6	32-0	8	9	6	7	98	2.9



#21 ALEX CONDON
Junior | Forward/Center
Perth, Australia
6-11 | 236

- Posted 21 points on 9/12 FG with 6 dunks in the win vs. #18 Georgia.
- Tallied a team-leading 19 points & 10 rebounds in the win vs. Miami.
- Had a monster 25-point, 10-rebound outing vs. UNF.
- Totaled 668 points and 508 rebounds his first 2 seasons, moving into the starting lineup as a sophomore for the Gators' national

- championship team.
- Has earned SEC honors both seasons at UF, named All-SEC as a sophomore and SEC All-Freshman his first season.
- His 103 offensive rebounds in 2024-25 marked the third-most in a season in Florida history.

Year		GP-GS	Min/Avg	FG-FGA	Pct	3FG-3A	Pct	FT-FTA	Pct	OR	DR	Tot	Avg	PF-FO	Ast	TO	Blk	Stl	Pts	Avg
2025-26	UF	16-16	489/30.6	80-151	.530	5-34	.147	63-96	.656	39	94	133	8.3	43-2	59	38	23	13	228	14.3
TOTAL		89-52	2144/24.1	311-633	.491	35-130	.269	239-375	.637	214	427	641	7.2	220-7	185	142	117	60	896	10.1



#23 AJ BROWN
R-Junior | Guard
Orlando, Fla.
6-4 | 210

- Tallied 731 points, 193 rebounds 103 3-point field goals, 65 steals and 62 assists over three seasons at Ohio, making 64 appearances with 46 starts.
- Had six 20-points games for the Bobcats, including a career-high 28

- points vs. Ball State in the 2023 MAC Tournament.
- A .371 3-point shooter at Ohio with 13 games with 3+ 3-pointers.

Year	GP-GS	Min/Avg	FG-FGA	Pct	3FG-3A	Pct	FT-FTA	Pct	OR	DR	Tot	Avg	PF-FO	Ast	TO	Blk	Stl	Pts	Avg
TOTAL FOR UF	0-0	0/0.0	0-0	.000	0-0	.000	0-0	.000	0	0	0	0.0	0-0	0	0	0	0	0	0.0
TOTAL	64-46	1550/24.2	245-556	.441	103-278	.371	138-182	.758	62	131	193	3.0	139-2	62	62	10	65	731	11.4



#32 OLIVIER RIOUX
R-Freshman | Center
Terrebonne, Quebec
7-9 | 305

- Has 4 appearances & 3 points scored this season.
- Scored his 1st field goal on a dunk vs. St. Francis.
- Recorded his 1st career point and rebound vs. Merrimack.
- Made his collegiate debut vs. UNF, becoming the tallest player in college basketball history.
- Appeared in all seven games for Canada at the 2025 U19 World Cup, his fifth FIBA event with his home country, helping the team to a fifth-place finish, totaling 11 points and 14 rebounds.



#33 COOPER JOSEFSBERG
Junior | Guard
Miami, Fla.
6-4 | 195

- Made his season debut vs. UNF.
- Has appeared in 7 games during his career.
- Came to UF in 2023 as a walk-on out of Miami and is a key member of the Gators' scout team.
- Member of Florida's 2025 national championship team.

Notes & Charts

ROLLING UP DOUBLE-DOUBLES

- Florida's players have notched 19 double-doubles so far this season, including six games with multiple double-doubles.
- The Gators had multiple players with double-doubles in four straight games (UNF, FSU, Miami, Merrimack). Previously, UF hadn't even accomplished the feat in back-to-back games in data available back to 1990.

Game	Player	Pts	Reb
11/3 vs. Arizona	Micah Handlogten	11	12
11/6 vs. UNF	Alex Condon	25	10
	Micah Handlogten	17	13
11/11 vs. FSU	Thomas Haugh	20	13
	Rueben Chinyelu	10	16
11/16 vs. Miami	Alex Condon	19	10
	Rueben Chinyelu	16	10
11/21 vs. Merrimack	Alex Condon	20	11
	Rueben Chinyelu	14	21
11/28 vs. Providence	Thomas Haugh	16	12
	Rueben Chinyelu	13	10
12/2 at Duke	Alex Condon	12	10
12/17 vs. St. Francis	Rueben Chinyelu	12	11
12/21 vs. Colgate	Rueben Chinyelu	16	12
	Alex Condon	16	10
12/29 vs. Dartmouth	Rueben Chinyelu	13	12
1/6 vs. Georgia	Thomas Haugh	21	12
1/10 vs. Tennessee	Rueben Chinyelu	17	16
1/13 at Oklahoma	Rueben Chinyelu	19	12

FLORIDA FILLS IT UP

- The Gators shot .813 from two-point range vs. St. Francis (26-for-31), the team's best two-point shooting performance since 2003 and the second-best over the past 30 seasons.
- Alex Condon (5/5), Rueben Chinyelu (5/5), Xaivian Lee (5/5) and Micah Handlogten (4/4) all shot perfect from inside the arc.

.800 or Better 2-Point FG% Last 30 Seasons			
Date	Opponent	2FG/Att	Pct
Nov. 25, 2003	Montana State	33/40	.825
Dec. 17, 2025	St. Francis	26/31	.813
Jan. 8, 2014	South Carolina	21/26	.808
March 14, 2025	vs. Missouri	25/31	.806
March 16, 2012	vs. Virginia	24/30	.800

GATORS GET BACK-TO-BACK TOP-25 WINS

- Florida has played back-to-back AP Top-25 opponents in SEC play four times under Todd Golden. Three times, including this season's pair vs. #18 Georgia and #21 Tennessee, the Gators have swept those two-game sets. UF split the fourth, which included a 30-point win vs. #1 Tennessee.
- The Gators also won three straight vs. top-25 opponents in the 2025 SEC Tournament, the first team in the history of the tournament to do so.

Back-to-Back SEC Games vs. Top-25 Opponents Under Todd Golden							
Date	Opponent	Result	Score	Date	Opponent	Result	Score
1/6/26	#18 Georgia	W	92-77	1/10/26	#21 Tennessee	W	91-67
3/1/25	#12 Texas A&M	W	89-70	3/5/25	at #7 Alabama	W	99-94
2/8/25	at #1 Auburn	W	90-81	2/11/25	at #22 Mississippi State	W	81-68
1/4/25	at #10 Kentucky	L	100-106	1/7/25	#1 Tennessee	W	73-43

CHINYELU A FORCE VS. TENNESSEE

- Rueben Chinyelu posted a massive 17-point, 16-rebound performances in the win vs. Tennessee. He became the first Gator since 2002 to post a 15/15 double-double against a ranked SEC opponent, just the fifth this century vs. any top-25 team.
- Chinyelu ate up so many boards vs. the Volunteers that the UT starting center only grabbed one and no Vol frontcourt player had more than four.

Gators with a 15/15 Double-Double vs. a Top-25 Opponent Last 30 Seasons					
Name	Date	Opponent	Result	Pts	Reb
Rueben Chinyelu	1/10/2025	#21 Tennessee	W	17	16
Colin Castleton	11/14/2021	#20 Florida State	W	15	16
Alex Tyus	3/24/2011	vs. #10 BYU (NCAA Tourn.)	W	19	17
Joakim Noah	3/26/2006	vs. #3 Villanova (NCAA Tourn.)	W	21	15
Udonis Haslem	1/19/2002	#20 Georgia	L	18	15

HAUGH DOES IT ALL VS. GEORGIA

- Against #18 Georgia, Thomas Haugh became the fifth player this century with at least 20 points, 12 rebounds and 3+ assists, blocked shots and steals vs. a Top 25 team, joining a quartet headlined by Kevin Durant.
- Haugh, already the only SEC player in the group was the only one of the five to record at least five assists.

20+ Points, 12+ Rebounds, 3+ Assists, Steals & Blocks vs. Top-25 Opponent Last 30 Seasons									
Name	Date	Opponent	Result	Pts	Reb	Ast	Blk	Stl	
Thomas Haugh (UF)	1/6/2026	#18 Georgia	W	21	12	5	4	3	
Fardaws Aimaq (UVU)	12/1/2021	#12 BYU	W	24	22	4	3	5	
Devin Thomas (Wake)	1/22/2013	#18 N.C. State	W	25	14	4	4	3	
Kevin Durant (Texas)	2/5/2007	at #6 Texas A&M	L	28	15	3	3	3	
Michael Sweetney (G'town)	3/13/2003	vs. #11 Syracuse	L	29	13	3	3	3	

PLAYER DEVELOPMENT STANDS OUT AGAIN

- Florida's player development program continues to prove itself, as several key contributors add to a consistent theme of growth and progression to larger roles over time during Todd Golden's tenure.

Notable UF Scoring Average Year-by-Year Increases Under Todd Golden					
Player	Seasons	Year 1	Year 2	Year 3	
Alex Condon	2023-present	7.7	10.6	14.3	
Thomas Haugh	2023-present	3.9	9.8	17.4	
Rueben Chinyelu	2024-present	6.0	11.4		
Urban Klavzar	2024-present	3.2	9.4		
Walter Clayton Jr.	2023-25	17.6	18.3		
Will Richard	2022-25	10.4	11.4	13.3	

CHINYELU POSTS HISTORIC REBOUNDING NIGHT

- Rueben Chinyelu's 21-rebound night vs. Merrimack put him in rare air in Florida history. It marked the most rebounds by a Gator since Eugene McDowell's 21 vs. Georgia on Jan. 6, 1982, and tied the O'Connell Center record originally set in that same game by McDowell.
- Chinyelu is the fifth SEC player over the past 10 seasons to post a 20-rebound double-double, joining Oscar Tshiebwe (seven times), Johni Broome, Kobe Brown and Sindarius Thornwell.

20-Rebound Games by a Gator Since 1970				
Name	Date	Opponent	Reb	Pts
Chip Williams	2/8/1975	LSU	22	25
Rueben Chinyelu	11/21/2025	Merrimack	21	14
Eugene McDowell	1/6/1982	Georgia	21	20
Andrew DeClercq	1/18/94	Kentucky	20	9

Notes & Charts

FLORIDA TAKES ON NONCONFERENCE GAUNTLET

- Florida has embarked on an remarkably difficult nonconference schedule, squaring off against Duke on the road, Arizona (Las Vegas) and UConn (New York) in semi-road atmospheres as well as neutral site showdowns vs. Miami, TCU, Providence and George Washington.
- In all, the Gators face eight top-100 Ken Pom teams in nonconference action, compared with four last season. It marked the most top-100 foes UF has faced in regular season nonconference action since 2017-18.

Florida Nonconference Opponents Strength | By KenPom ratings

Season	Record	Top-100	Top-50	Top-10
2025-26	9-4	8	4	3
2024-25	13-0	4	1	0
2023-24	10-3	6	3	0
2022-23	7-6	6	4	1

CONDON RECORDS RARE STAT LINE

- Alex Condon stuffed the stat sheet vs. Colgate, becoming the first Gator since Chandler Parsons and just the third over the last 30 seasons to post a 15/10 double-double with five or more assists and no turnovers.

Gators with 15+ Points, 10+ Rebounds, 5+ Assists and 0 Turnovers | Last 30 Seasons

Name	Date	Opponent	Pts	Reb	Ast	TO
Alex Condon	12/21/2025	Colgate	16	10	5	0
Chandler Parsons	2/5/2011	Kentucky	17	12	5	0
Alex Tyus	12/20/2008	vs. UCF	20	14	5	0

FLORIDA GOES ON A RUN

- The Gators posted a 21-0 run vs. Merrimack, the team's fifth run of 20+ points over the past decade.

Florida Runs of 20-0 or Better | Last 10 Seasons

Date	Opponent	Run	Run Began	Run Ended	Result
Nov. 29, 2024	vs. Wichita State (Kissimmee)	27-0	Led, 21-18	Led, 48-18	W, 88-51
Nov. 21, 2025	Merrimack	21-0	Led, 11-4	Led, 32-4	W, 80-45
Dec. 29, 2018	Butler	21-0	0-0	Led, 21-0	W, 77-43
March 18, 2017	vs. Virginia (Orlando/NCAA Tourn.)	21-0	Led, 19-17	Led, 40-17	W, 65-39
Dec. 5, 2023	Merrimack	20-0	Trailed, 37-34	Led, 54-37	W, 77-57

STATE CHAMPS

- Florida posted wins against Florida State and Miami in the same season for the 13th time in program history.
- Earning those wins five days apart marked one of the shortest spans between defeating the Seminoles and the Hurricanes. The Gators did so four days apart twice (1965-66, 1966-67) and had done so five days apart one other time (1956-57).

UF GARNERS HONORS

- With expectations high following Florida's national title, the Gators had several players accumulate preseason recognition.
- Thomas Haugh picked up his first career SEC Player of the Week honors after posting 20 points and 13 rebounds vs. Florida State then 17 points and nine rebounds vs. Miami.

2025-26 Individual Honors

Alex Condon	AP Preseason All-America Preseason 1st-Team All-SEC (media, coaches) NABC Preseason Division I Player of the Year Watch List Naismith Trophy Player of the Year Watch List Kareem Abdul-Jabbar Award Top 20 Preseason Watch List <i>Blue Ribbon Yearbook</i> Preseason 1st-Team All-America <i>Blue Ribbon Yearbook</i> Preseason SEC Player of the Year <i>Blue Ribbon Yearbook</i> Preseason 1st-Team All-SEC
Boogie Fland	Preseason 2nd-Team All-SEC (media, coaches) Naismith Trophy Player of the Year Watch List Bob Cousy Award Top 20 Preseason Watch List
Thomas Haugh	<i>The Sporting News</i> Midseason All-American (3rd Team) Wooden Award Midseason Top 25 Watch List SEC Player of the Week (11/17/25) Rady Children's Invitational All-Tournament Team Preseason All-SEC (2nd-Team media, 3rd-team coaches) Naismith Trophy Player of the Year Watch List Karl Malone Award Top 20 Preseason Watch List
Xaivian Lee	Orange Bowl Classic MVP Naismith Trophy Player of the Year Watch List Jerry West Award Top 20 Preseason Watch List

	1	2	3	4	5
vs. Arizona	Fland	Lee	Haugh	Condon	Chinyelu
North Florida	Fland	Lee	Haugh	Condon	Chinyelu
Florida State	Fland	Lee	Haugh	Condon	Chinyelu
vs. Miami	Fland	Lee	Haugh	Condon	Chinyelu
Merrimack	Fland	Lee	Haugh	Condon	Chinyelu
vs. TCU	Fland	Lee	Haugh	Condon	Chinyelu
vs. Providence	Fland	Lee	Haugh	Handlogten	Chinyelu
at Duke	Fland	Lee	Haugh	Condon	Chinyelu
vs. UConn	Fland	Lee	Haugh	Condon	Chinyelu
vs. George Washington	Fland	Lee	Haugh	Condon	Chinyelu
Saint Francis	Fland	Lee	Haugh	Condon	Chinyelu
Colgate	Fland	Lee	Haugh	Condon	Chinyelu
Dartmouth	Fland	Lee	Haugh	Condon	Chinyelu
at Missouri	Fland	Lee	Haugh	Condon	Chinyelu
Georgia	Fland	Lee	Haugh	Condon	Chinyelu
Tennessee	Fland	Lee	Haugh	Condon	Chinyelu
at Oklahoma	Fland	Lee	Haugh	Condon	Chinyelu
at Vanderbilt					
LSU					
Auburn					
at South Carolina					
Alabama					
at Texas A&M					
at Georgia					
Kentucky					
South Carolina					
at Ole Miss					
at Texas					
Arkansas					
Mississippi State					
at Kentucky					

[illegible]

UF/Opp.	Off T/O	Paint	2nd Ch.	Fastbreak	Bench
vs. Arizona	11/16	46/50	14/7	13/14	22/15
North Florida	23/13	66/22	40/11	28/11	39/22
Florida State	11/12	36/28	8/9	22/11	8/11
vs. Miami	16/17	36/36	10/6	11/12	17/9
Merrimack	13/6	36/22	22/4	11/3	23/8
vs. TCU	12/22	34/44	19/10	13/23	22/31
vs. Providence	13/10	26/30	20/4	11/9	24/23
at Duke	11/12	32/34	15/8	7/4	6/8
vs. UConn	8/17	34/38	6/7	14/7	6/20
vs. George Washington	15/13	36/32	9/11	18/4	12/21
Saint Francis	14/11	52/30	17/5	15/9	42/21
Colgate	17/10	48/16	22/3	19/2	15/18
Dartmouth	11/13	56/20	23/5	8/8	33/25
at Missouri	11/9	36/32	10/9	9/11	11/17
Georgia	15/16	58/38	19/11	35/10	26/40
Tennessee	30/8	38/30	14/6	26/13	17/21
at Oklahoma	13/10	60/22	22/12	15/10	27/25
at Vanderbilt					
LSU					
Auburn					
at South Carolina					
Alabama					
at Texas A&M					
at Georgia					
Kentucky					
South Carolina					
at Ole Miss					
at Texas					
Arkansas					
Mississippi State					
at Kentucky					
Per game	14.4/12.6	43.2/30.6	17.1/7.5	16.2/9.5	20.6/19.7
SEC Regular Season	17.3/10.8	48.0/30.5	16.3/9.5	21.3/11.0	20.3/25.8

Haugh scored a career-high 27 & Handlogten had a double-double (11/12)...Peat (30) & Bradley (27) led UA. Condon (25/10) & Handlogten (17/13) led UF to a +40 rebounding edge...UF had a record 29 offensive boards. Haugh (20/13) & Chinyelu (10/16) had double-doubles & Fland scored 18...UF won the glass, 58-36. Condon (19/10) & Chinyelu (16/10) had double-doubles...Klavzar hit 4 3s & scored 15 off the bench. Chinyelu's 21 boards set a UF shot-clock era record & tied the O'Dome record...Condon added 20 & 11. Klavzar's 1st career 20-point game...UF had 19 turnovers...TCU shot .577 FG% in the 2nd half. Lee scored 17 of his 20 in the 2nd half...Haugh (16/12) & Chinyelu (13/10) double-doubles...UF made 12 3s. UF rallied from 15 down & Fland hit a go-ahead 3 with :34.6 left before Duke's game-winner. Florida had a 12-0 1st half run & a 17-7 run to open the 2nd half...UF had a 40-28 rebounding edge. Gators went on an 11-0 run to open the 2nd half, spurring an extended 24-7 run...UF had 19 assists on 27 FG. 6 Gators scored in double figures for the 1st time this season...8 different Gators hit a 3, 1st time since 2017. UF won the glass, 47-22, to offset Colgate's 11/17 3FG...Chinyelu (16/12) & Condon (16/10) double-doubles. 5 Gators scored in double figures, including Chinyelu's double-double (13/12)...UF owned the boards, 60-24. UF led by 8 in the 1st, then trailed by 10 in the 2nd before rallying for a late lead...Mizzou held a +10 FTA edge. Up 41-40 at half, UF went on an 18-7 after the break...Held UGA 22 points below its season scoring average. UF went on a 15-2 run to close the 1st half...Chinyelu double-double (17/16)...UF hit 9 3-pointers. UF held OU to 24 1st half points & led by 29 in the 2nd half (60-31)...Chinyelu's 19 points tied a career high.

Miscellaneous Stats

TIMES LED UF IN SCORING

<i>Includes times co-led</i>	Season	UF Career
Thomas Haugh	7	7
Alex Condon	5	7
Xaivian Lee	5	5
Boogie Fland	1	1
Urban Klavzar	1	1
Rueben Chinyelu	0	2
Micah Handlogten	0	1

TIMES LED UF IN REBOUNDING

<i>Includes times co-led</i>	Season	UF Career
Rueben Chinyelu	12	24
Micah Handlogten	3	13
Alex Condon	2	29
Thomas Haugh	2	15

TIMES LED UF IN ASSISTS

<i>Includes times co-led</i>	Season	UF Career
Boogie Fland	6	6
Xaivian Lee	6	6
Alex Condon	5	11
Thomas Haugh	2	6
Urban Klavzar	2	2

DOUBLE-FIGURE SCORING GAMES

	Season	UF Career
Thomas Haugh	15	36
Alex Condon	14	47
Rueben Chinyelu	11	21
Boogie Fland	11	11
Xaivian Lee	10	10
Urban Klavzar	8	9
Micah Handlogten	3	8

20-POINT GAMES

	Season	UF Career
Thomas Haugh	7	9
Alex Condon	3	6
Xaivian Lee	2	2
Urban Klavzar	1	1
Micah Handlogten	0	1

30-POINT GAMES

	Season	UF Career
None		

DOUBLE-FIGURE REBOUNDING GAMES

	Season	UF Career
Rueben Chinyelu	11	17
Alex Condon	4	18
Micah Handlogten	4	12
Thomas Haugh	3	9

DOUBLE-FIGURE ASSIST GAMES

	Season	UF Career
None		

DOUBLE-DOUBLES

	Season	UF Career
Rueben Chinyelu	9	13
Alex Condon	5	14
Thomas Haugh	3	7
Micah Handlogten	2	6

DUNKS (TOTAL: 98)

	Season	UF Career
Rueben Chinyelu	23	49
Thomas Haugh	23	49
Alex Condon	20	66
Micah Handlogten	12	37
Isaiah Brown	8	12
Boogie Fland	7	7
Xaivian Lee	2	2
CJ Ingram	1	1
Urban Klavzar	1	1
Olivier Rioux	1	1

OFFENSIVE FOULS DRAWN (TOTAL: 21)

	Season	Career
Urban Klavzar	9	10
Xaivian Lee	6	6
Alex Condon	3	8
Boogie Fland	2	2
Thomas Haugh	1	7
Isaiah Brown	0	1
Rueben Chinyelu	0	1

POINT DISTRIBUTION BY CLASS

Freshmen	38	2.6%
Sophomores	275	18.8%
Juniors	879	60.2%
Seniors	267	18.3%

TECHNICAL FOULS

<i>Including Class B technicals</i>	
Opponents	0
Florida	1

SHOT CLOCK VIOLATIONS

Forced	9
Committed	7

10-SECOND VIOLATIONS

Forced	0
Committed	1

FIRST OFF THE BENCH

<i>Includes all if multiple players enter</i>	Season	Career
Micah Handlogten	13	27
Urban Klavzar	10	12
Isaiah Brown	4	4
Thomas Haugh	0	43
Alex Condon	0	34

SCORED UF'S FIRST POINTS

	Season	Career
Alex Condon	7	11
Xaivian Lee	4	4
Rueben Chinyelu	3	11
Thomas Haugh	2	3
Boogie Fland	1	1
Micah Handlogten	0	3

3-POINT PLAY OPPORTUNITIES

<i>Ordered by most conversions</i>	Season	Career
Thomas Haugh	4-4	16-19
Rueben Chinyelu	4-4	6-9
Alex Condon	3-7	17-29
Micah Handlogten	2-2	5-9
Xaivian Lee	1-1	1-1
Boogie Fland	1-4	1-4
Isaiah Brown	0-1	0-2
Urban Klavzar	0-0	0-1
TOTALS	15-23	46-74
	.652	.622

4-POINT PLAY OPPORTUNITIES

<i>Ordered by most conversions</i>	Season	Career
None		
TOTALS	0-0	0-0

3-POINTER STREAK - TEAM

Florida:	301 (at SC, 1/18/17)
Opponents:	912 (FAMU, 12/4/99)

PLAYERS IN DOUBLE FIGURES

Players	Games
1	0
2	0
3	4
4	7
5	4
6	2

RUNS OF 10-0 OR BETTER

Run	Occurrences
10+	14
11+	10
12+	7
13+	3
14+	2
15+	2
16+	1
17+	1
18+	1
19+	1
20+	1

Largest runs:
21-0, vs. Merrimack (11/21/25)
15-0, vs. North Florida (11/6/25)
13-0, vs. North Florida (11/6/25)

LINEUPS AND RECORD

<i>(Listed by position 1-5; Ordered by most wins)</i>	
Fland, Lee, Haugh, Condon, Chinyelu	11-5
Fland, Lee, Haugh, Handlogten, Chinyelu	1-0

Miscellaneous Stats

STREAKS

Streak stats below other than 3-pointers are consecutive team games; i.e., a player's streak starts over if he misses a game.

GAMES PLAYED

Haugh 93, Chinyelu 57, Fland 17, Klavzar 17, Lee 17, Handlogten 12, Condon 10, I. Brown 8, Ingram 1, Lloyd 1, Mikic 1

STARTS

Chinyelu 57, Fland 17, Haugh 17, Lee 17, Condon 10

GAMES SCORED

Haugh 59, Chinyelu 28, Fland 17, Klavzar 15, Lee 12, Condon 10, I. Brown 8, Handlogten 1, Ingram 1

APPEARANCES WITH A 3-POINTER

Haugh 12, Klavzar 7, Fland 2, Ingram 1

CONSECUTIVE MADE FREE THROWS

	Active	Season High
Urban Klavzar	14	16
Rueben Chinyelu	6	10
Xaivian Lee	2	13
Isaiah Brown	2	5
Viktor Mikic	1	1
Olivier Rioux	1	1
Thomas Haugh	0	12
Boogie Fland	0	10
Alex Condon	0	9
Micah Handlogten	0	3
CJ Ingram	0	2
Alex Lloyd	0	1

MARGIN OF VICTORY

Nonconference	
Largest Margin of Victory:	41, vs. St. Francis (12/17/25)
Largest Lead:	46, vs. St. Francis (12/17/25)
Largest Deficit Overcome:	5, vs. Florida State (11/11/25)

SEC	
Largest Margin of Victory:	24, vs. Tennessee (1/10/26)
Largest Lead:	29, at Oklahoma (1/13/26)
Largest Deficit Overcome:	4, 2x, last vs. Tennessee (1/10/26)

SITUATIONAL RECORDS

	2025-26	Under Golden
Leading at half	11-1	70-10
Trailing at half	1-3	16-24
Tied at half	0-1	2-4
Leading with 5:00 left	12-1	80-6
Trailing with 5:00 left	0-4	6-31
Tied with 5:00 Left	0-0	2-1
In overtime	0-0	3-2
In double overtime	0-0	1-0
When UF has more rebounds	12-3	69-13
When opponent has more/same rebounds	0-2	19-25
When UF forces more turnovers	5-1	46-16
When UF commits more/same turnovers	7-4	42-22
When UF shoots 45% or better from the field	8-1	60-9
When UF shoots less than 45% from the field	4-4	28-29
When opponent shoots 45% or better from the field	0-4	14-23
When opponent shoots less than 45% from the field	12-1	74-15
When UF shoots same or better than opponent from the field	11-0	78-7
When opponent shoots better than UF from the field	1-5	9-31
When UF shoots 40% or better from 3-point range	0-0	23-4
When UF shoots less than 40% from 3-point range	12-5	65-34
When opponent shoots 40% or better from 3-point range	4-2	12-15
When opponent shoots less than 40% from 3-point range	8-3	76-23
When UF shoots same/better than opponent from 3-point range	4-1	67-9
When opponent shoots better than UF from 3-point range	8-4	21-29
When UF has more free throw attempts	9-1	52-17
When opponent has more/same free throw attempts	3-4	36-21
When UF shoots 75% or better from the free throw line	4-3	39-15
When UF shoots less than 75% from the free throw line	8-2	50-22
When UF bench outscores opponent's	7-1	53-16
When opponent bench equals/outscores UF's	5-4	35-22
Following a UF win	8-3	60-26
Following a UF loss	4-1	25-11
When 3 or more players score in double figures	12-5	82-27
When 4 or more players score in double figures	11-2	60-18
When 5 or more players score in double figures	6-0	31-3
In white uniforms	8-3	59-14
In blue uniforms	3-1	22-14
In orange uniforms	0-1	4-5
In black uniforms	1-0	3-5
In November	5-2	22-8
In December	4-2	17-5
In January	3-1	18-9
In February	0-0	14-10
In March	0-0	14-6
In April	0-0	2-0
On Sunday	2-0	6-2
On Monday	1-1	6-2
On Tuesday	3-2	16-6
On Wednesday	1-0	13-10
On Thursday	1-1	6-3
On Friday	2-0	13-3
On Saturday	2-1	28-12

The Last Time...

INDIVIDUAL PERFORMANCES

20 Points: 21, Thomas Haugh, at Oklahoma, 1/13/26
25 Points: 25, Alex Condon, vs. North Florida, 11/6/25
30 Points: 34, Walter Clayton Jr., vs. Auburn (at San Antonio/NCAA Tournament), 4/5/25
35 Points: 35, Jalen Hudson, vs. Gonzaga (at Portland), 11/24/17
40 Points: 40, Eugene McDowell, vs. Biscayne, 12/21/82
50 Points: 54, Tony Miller, vs. Chicago State, 2/29/72
20 Points in a Half: 20, Walter Clayton Jr., 2nd half vs. Auburn (at San Antonio/NCAA Tournament), 4/5/25
25 Points in a Half: 26, Walter Clayton Jr., 2nd half vs. Colorado (at Indianapolis/NCAA Tournament), 3/22/24

10 Rebounds: 12, Rueben Chinyelu, at Oklahoma, 1/13/26
12 Rebounds: 12, Rueben Chinyelu, at Oklahoma, 1/13/26
15 Rebounds: 16, Rueben Chinyelu, vs. Tennessee, 1/10/26
20 Rebounds: 21, Rueben Chinyelu, vs. Merrimack, 11/21/25
25 Rebounds: 25, Neal Walk, vs. Georgia, 3/1/69
30 Rebounds: 31, Neal Walk, vs. Alabama, 1/27/68
10 Rebounds in a Half: 10, Rueben Chinyelu, 2nd half vs. Tennessee, 1/10/26

6 Offensive Rebounds: 6, Rueben Chinyelu, at Oklahoma, 1/13/26
7 Offensive Rebounds: 7, Rueben Chinyelu & Micah Handlogten, vs. Dartmouth, 12/29/25
8 Offensive Rebounds: 8, Micah Handlogten, vs. North Florida, 11/6/25
9 Offensive Rebounds: 9, Micah Handlogten, at Alabama, 2/21/24
10+ Offensive Rebounds: 10, Alex Condon, at Ole Miss, 1/10/24

10 Assists: 10, Tyree Appleby, vs. Ole Miss, 2/5/22
12 Assists: 13, Andrew Nembhard, vs. Long Beach State, 12/28/19
15 Assists: 17, Jason Williams, vs. Duquesne, 12/3/97

Made 10 Field Goals: 11-for-18, Walter Clayton Jr., vs. Auburn (at San Antonio/NCAA Tournament), 4/5/25
Made 12 Field Goals: 12-for-16, Tyrese Samuel, vs. Missouri, 2/28/24
Attempted 15 Field Goals: 7-for-16, Boogie Fland, at Oklahoma, 1/13/26
Attempted 20 Field Goals: 9-for-20, Thomas Haugh, at Missouri, 1/3/26
Attempted 25 Field Goals: 11-for-25, Colin Castleton, vs. Florida Atlantic, 11/14/22

Made 5 3-Pointers: 5-for-8, Walter Clayton Jr., vs. Auburn (at San Antonio/NCAA Tournament), 4/5/25
Made 6 3-Pointers: 6-for-11, Walter Clayton Jr., vs. Alabama (at Nashville/SEC Tournament), 3/15/25
Made 7 3-Pointers: 8-for-13, Alijah Martin, vs. Southern Illinois, 11/22/24
Made 8 3-Pointers: 8-for-13, Alijah Martin, vs. Southern Illinois, 11/22/24
Made 9+ 3-Pointers: 11-for-18, Michael Frazier II, at South Carolina, 3/4/14
Attempted 10 3-Pointers: 4-for-10, Boogie Fland, vs. Providence (at San Diego), 11/28/25
Attempted 12 3-Pointers: 6-for-12, Walter Clayton Jr.; 5-for-12, Alijah Martin; at Kentucky, 1/4/25
Attempted 15 3-Pointers: 4-for-16, Walter Clayton Jr., at Alabama, 2/21/24

2 Straight Games with 5+ 3FG: Will Richard, 5-for-11 at Georgia, 2/25/25; 6-for-9 vs. Texas A&M, 3/1/25
3 Straight Games with 5+ 3FG: Walter Clayton Jr., 5-for-9 vs. Wichita State (at Kissimmee), 11/29/24; 5-for-12 vs. Virginia, 12/4/24; 5-for-13 vs. Arizona State (at Atlanta), 12/14/22
Shot 100% from 3 with 4 3FGM: 4-for-4, Will Richard, vs. Stetson, 12/4/22
Shot 100% from 3 with 5+ 3FGM: 7-for-7, Trey Bonham, vs. Florida A&M, 11/30/22

Made 10 Free Throws: 12-for-14, Thomas Haugh, vs. Arizona (at Las Vegas), 11/3/25
Made 12 Free Throws: 12-for-14, Thomas Haugh, vs. Arizona (at Las Vegas), 11/3/25
Made 15 Free Throws: 15-for-16, Walter Clayton Jr., vs. Alabama, 3/5/24
Attempted 10 Free Throws: 7-for-10, Alex Condon, at Missouri, 1/3/26
Attempted 15 Free Throws: 9-for-23, Tyrese Samuel, vs. Georgia (at Nashville/SEC Tournament), 3/14/24
Attempted 20 Free Throws: 9-for-23, Tyrese Samuel, vs. Georgia (at Nashville/SEC Tournament), 3/14/24

4 Blocked Shots: 4, Rueben Chinyelu, vs. Wichita State (at Kissimmee), 11/29/24
5 Blocked Shots: 5, Micah Handlogten, vs. Auburn, 2/10/24
6/7 Blocked Shots: 7, Colin Castleton, at Texas A&M, 1/18/23
8 Blocked Shots: 8, Colin Castleton, at South Carolina, 1/15/22

4 Steals: 5, Thomas Haugh; 4, Boogie Fland; vs. Tennessee, 1/10/26
5 Steals: 5, Thomas Haugh, vs. Tennessee, 1/10/26
6 Steals: 6, Alijah Martin, vs. Jacksonville, 11/7/24
7 Steals: 7, Dan Werner, vs. Georgia, 2/9/08

4-Point Play: Walter Clayton Jr., vs. Norfolk State (at Raleigh/NCAA Tournament), 3/21/25
24-Point Plays: Canyon Barry, vs. Georgia, 1/14/17

Double-Double with Points/Rebounds: Rueben Chinyelu, 19p/12r at Oklahoma, 1/13/26
Double-Double with Points/Assists: Tyree Appleby, 10p/10a vs. Ole Miss, 2/5/22
Triple-Double: Chris Chiozza, 12p/12r/10a vs. Missouri, 2/21/17

2 Straight Points/Rebounds Double-Doubles: Rueben Chinyelu, 17p/16r vs. Tennessee, 1/10/26; 19p/12r at Oklahoma, 1/13/26

2 Straight Points/Assists Double-Doubles: Chris Chiozza, 14p/11a vs. Stanford (at Portland), 11/23/17; 26p/10a vs. Gonzaga (at Portland), 11/24/17

3 Straight Double-Doubles: Rueben Chinyelu, 12p/11r vs. St. Francis, 12/17/25; 16p/12r vs. Colgate, 12/21/25; 13p/12r vs. Dartmouth, 12/29/25

4 Straight Double-Doubles: David Lee, 13p/14r vs. Vanderbilt, 2/23/05; 13p/14r at South Carolina, 2/27/05; 17p/13r at Georgia, 3/2/05; 11p/10r vs. Kentucky, 3/6/05

5 Straight Double-Doubles: Eugene McDowell, 30p/10r vs. Alabama, 1/26/85; 19p/10r vs. Mississippi State, 1/30/85; 23p/17r at Tennessee, 2/2/85; 15p/11r vs. Florida State, 2/4/85; 16p/12r vs. Auburn, 2/6/85

6+ Straight Double-Doubles: Bob Smyth, 11 straight, 12/27/75–1/31/76

Double-Double in a Half: Tyrese Samuel, 2nd half vs. Georgia (SEC Tournament), 3/14/24, 14p/10r

5+ Points, Rebounds, Assists, Steals: Kasey Hill, vs. Ole Miss, 1/3/17, 8p/5r/5a/6s

5+ Points, Rebounds, Assists, Blocked Shots: Colin Castleton, vs. Georgia, 1/7/23, 12p/8r/5a/7b

20 Points & 10 Assists: Chris Chiozza, vs. Gonzaga (at Portland), 11/24/17, 26 points/10 assists

20 Points & 10 Rebounds: Thomas Haugh, vs. Georgia, 1/6/26, 21 points/12 rebounds

15 Points & 15 Rebounds: Rueben Chinyelu, vs. Tennessee, 1/10/26, 17 points/16 rebounds

20 Points & 15 Rebounds: Micah Handlogten, vs. Georgia, 1/27/24, 23 points/17 rebounds

25 Points & 10 Rebounds: Alex Condon, vs. North Florida, 11/6/25, 25 points/10 rebounds

25 Points & 15 Rebounds: Greg Stolt, vs. USF, 12/10/96, 33 points/15 rebounds

30 Points & 10 Rebounds: Colin Castleton, vs. Florida Atlantic, 11/14/22, 30 points/12 rebounds

30 Points & 15 Rebounds: Greg Stolt, vs. USF, 12/10/96, 33 points/15 rebounds

2 Straight with 20 Points & 10 Rebounds: Colin Castleton, at Alabama, 2/8/23, 29p/10r; vs. Vanderbilt, 2/11/23, 25p/11r

Played the Entire Game: 40:00, Walter Clayton Jr., at Auburn, 2/8/25

Made a Buzzer-Beater: vs. Ohio State (at Fort Myers), 11/24/21, Tyree Appleby 3-pointer at the buzzer to win, 71–68

Made a Game-Winner: at South Carolina, 1/22/25, Will Richard driving layup with :04.8 left to give UF a 70–69 win

Lost on a Game-Winner: at Duke, 12/2/25, Isaiah Evans 3-pointer with :19.7 left to defeat UF, 67–66

MULTI-PLAYER PERFORMANCES

Had 5+ Players with 10 Points: at Oklahoma, 1/13/26; Thomas Haugh (21), Rueben Chinyelu (19), Boogie Fland (15), Urban Klavzar (13), Alex Condon (10)

Had 6 Players with 10 Points: vs. Tennessee, 1/10/26; Boogie Fland (23), Rueben Chinyelu (17), Urban Klavzar (15), Thomas Haugh (13), Alex Condon (11), Xaivian Lee (10)

Had 7 Players with 10 Points: at Auburn, 2/14/17; Canyon Barry (30), KeVaughn Allen (17), Devin Robinson (14), Chris Chiozza (11), Kasey Hill (11), John Egbunu (10), Justin Leon (10)

Had 8 Players with 10 Points: vs. North Carolina A&T, 11/18/10; Kenny Boynton (16), Chandler Parsons (16), Casey Prather (12), Erik Murphy (11), Erving Walker (11), Scottie Wilbekin (11), Patric Young (11), Vernon Macklin (10)

Had 3 Players with 15 Points: at Oklahoma, 1/13/26; Thomas Haugh (21), Rueben Chinyelu (19), Boogie Fland (15)

Had 4 Players with 15 Points: vs. Colgate, 12/21/25; Xaivian Lee (19), Thomas Haugh (17), Rueben Chinyelu (16), Alex Condon (16)

Had 5 Players with 15 Points: vs. Texas A&M (at Nashville/SEC Tournament), 3/16/24; Denzel Aberdeen (20), Will Richard (19), Walter Clayton Jr. (16), Zyon Pullin (15), Tyrese Samuel (15)

Had 2 Players with 20 Points: vs. Georgia, 1/6/26; Alex Condon (21), Thomas Haugh (21)

Had 3 Players with 20 Points: at Kentucky, 1/31/24; Walter Clayton Jr. (23), Tyrese Samuel (22), Zyon Pullin (21)

Had 2 Players with 25 Points: at Kentucky, 1/4/25; Walter Clayton Jr. (33), Alijah Martin (26)

Had 2 Players with 30 Points: vs. Georgia, 3/3/62; Cliff Luyk (36), Tom Barbee (32)

Had 2 Players with 20 Points in a Half: 23, Walter Clayton Jr.; 20, Alijah Martin; 2nd half at Kentucky, 1/4/25

Had 7+ Players Make a 3-Pointer: 8, vs. St. Francis, 12/17/25

Had 9 Players Make a 3-Pointer: 9, vs. North Florida, 11/27/18

Had 2 Players Make 5+ 3-Pointers: vs. Texas A&M, 1/22/19; KeVaughn Allen (8), Noah Locke (7)

Had 3 Players Make 4+ 3-Pointers: vs. Texas A&M (SEC Tournament), 3/16/24; Walter Clayton Jr. (5), Denzel Aberdeen (4), Will Richard (4)

Had 2 Players with 10 Rebounds: vs. Georgia, 1/6/26; Thomas Haugh (12), Micah Handlogten (11)

Had 3 Players with 10 Rebounds: vs. North Florida, 12/21/24; Sam Alexis (12), Alex Condon (10), Thomas Haugh (10)

Had 2 Players with 12 Rebounds: vs. Dartmouth, 12/29/25; Rueben Chinyelu (12), Micah Handlogten (12)

Had 2 Players w/Double-Double: vs. Colgate, 12/21/25; Rueben Chinyelu (16p/12r), Alex Condon (16p/10r)

Had 3 Players w/Double-Double: vs. UNF, 12/21/24; Sam Alexis (14p/12r), Alex Condon (12p/10r), Thomas Haugh (10p/10r)

Had 2 Players w/Double-Double in 2+ Straight Games: 4 straight, vs. North Florida, 11/6/25, Alex Condon (25p/10r), Micah Handlogten (17p/13r); vs. Florida State, 11/11/25, Thomas Haugh (20p/13r), Rueben Chinyelu (10p/16r); vs. Miami (at Jacksonville), 11/16/25, Alex Condon (19p/10r), Rueben Chinbyelu (16p/10r); vs. Merrimack, 11/21/25, Alex Condon (20p/11r), Rueben Chinyelu (14p/21r)

Had 2 Players Foul Out: 2, vs. TCU (at San Diego), 11/27/25; Boogie Fland, Xaivian Lee

Had 3 Players Foul Out: 3, at Arkansas, 1/11/25; Rueben Chinyelu, Thomas Haugh, Alijah Martin

TEAM PERFORMANCES

100 Points: 102, vs. St. Francis, 12/17/25

105 Points: 105, vs. Alabama, 3/5/24

110 Points: 111, vs. Gonzaga (at Portland), 11/24/17

115 Points: 116, vs. Gardner-Webb, 11/13/17

120 Points: 125, vs. FAMU, 12/10/00

130 Points: 131, vs. New Hampshire, 11/29/99

50 Rebounds: 56, vs. Georgia, 1/6/26

55 Rebounds: 56, vs. Georgia, 1/6/26

60 Rebounds: 60, vs. Dartmouth, 12/29/25

65 Rebounds: 65, vs. North Florida, 12/21/24

20 Offensive Rebounds: 22, vs. Georgia, 1/6/26

25 Offensive Rebounds: 25, vs. Dartmouth, 12/29/25

Made 35 Field Goals: 38-for-71, at Oklahoma, 1/13/26

Made 40 Field Goals: 40-for-81, vs. North Florida, 11/6/25

Made 45 Field Goals: 46-for-81, vs. New Hampshire, 11/29/99

Attempted 75 Field Goals: 35-for-75, vs. Georgia, 1/6/26

Attempted 80 Field Goals: 40-for-81, vs. North Florida, 11/6/25

Attempted 85 Field Goals: 40-for-86, vs. Michigan (at Charlotte), 12/19/23

Made 10 3-Pointers: 10-for-27, vs. St. Francis, 12/17/25

Made 12 3-Pointers: 12-for-33, vs. Providence (at San Diego), 11/28/25

Made 15 3-Pointers: 16-for-39, vs. Southern Illinois, 11/22/24

Made 18 3-Pointers: 18-for-37, vs. Texas A&M, 1/22/19

Attempted 30 3-Pointers: 9-for-30, vs. Tennessee, 1/10/26

Attempted 35 3-Pointers: 14-for-38, vs. Ole Miss, 3/8/25

Made 25 Free Throws: 25-for-27, vs. Texas Tech (at San Francisco/NCAA Tournament), 3/29/25

Made 30 Free Throws: 31-for-36, vs. Alabama (at Nashville/SEC Tournament), 3/15/24

Made 35 Free Throws: 40-for-46, vs. Alabama, 3/5/24

Made 40 Free Throws: 40-for-46, vs. Alabama, 3/5/24

Attempted 35 Free Throws: 23-for-38, vs. Dartmouth, 12/29/25

Attempted 40 Free Throws: 23-for-41, vs. Georgia (at Nashville/SEC Tournament), 3/14/24

Attempted 45 Free Throws: 40-for-46, vs. Alabama, 3/5/24

Attempted 50 Free Throws: 40-for-50, vs. Morehead State, 12/22/98

20 Assists: 20, at Oklahoma, 1/13/26

25 Assists: 25, vs. Southern Illinois, 11/22/24

30 Assists: 32, vs. Northeastern, 12/22/03

10 Steals: 13, vs. Tennessee, 1/10/26

15 Steals: 21, vs. North Florida, 12/8/21

20 Steals: 21, vs. North Florida, 12/8/21

25 Steals: 25, vs. Morehead State, 12/22/98

Forced 20 Turnovers: 20, vs. Mississippi State (at Nashville/SEC Tournament), 3/9/23

Forced 25 Turnovers: 28, vs. North Florida, 12/8/21

Forced 30 Turnovers: 30, vs. Georgia, 2/5/00

Forced 35 Turnovers: 35, vs. Florida A&M, 12/4/99

8 Blocked Shots: 8, vs. Florida State, 11/11/25

9 Blocked Shots: 9, vs. Southern Illinois, 11/22/24

10 Blocked Shots: 10, vs. Jacksonville, 11/7/24

11 Blocked Shots: 11, at Texas A&M, 2/3/24

12 Blocked Shots: 12, vs. South Carolina, 2/3/21

Overcame a 10-Point Deficit: vs. Houston (at San Antonio/NCAA Tournament), 4/7/25; Trailed by 12, 42–30, at 16:24 in the 2nd half & won, 65–63

Overcame a 20-Point Deficit: vs. Georgia, 2/5/20; Trailed by 22, 52–30, at 16:43 in 2nd half & won, 81–75

Head Coach Todd Golden

YEAR-BY-YEAR COACHING RECORD

Year	School	Overall	League	Postseason
2019-20	San Francisco	22-12 .647	9-7 .562	Postseason Canceled
2020-21	San Francisco	11-14 .440	4-9 .308	None
2021-22	San Francisco	24-10 .706	10-6 .625	NCAA 1st Round
2022-23	Florida	16-17 .485	9-9 .500	NIT 1st Round
2023-24	Florida	24-12 .667	11-7 .611	NCAA 1st Round
2024-25	Florida	36-4 .900	14-4 .778	NCAA Champions
2025-26	Florida	12-5 .706	3-1 .750	
Florida	4th Season	88-38 .698	37-21 .638	2 NCAAAs (6-1)
Overall	7th Season	145-74 .662	60-43 .583	3 NCAAAs (6-2)

Todd Golden has led the Florida Gators back to the mountaintop.

Just three years, two weeks and six days after his hire as Florida's head coach was announced, Golden ascended a ladder in San Antonio's Alamodome to cut down the net as a national champion.

The Gators' third national title in program history capped a season of historic proportions, as Florida's 36 wins tied a program record and UF returned to its sixth Final Four and its fifth SEC Tournament title. At 39 years, Golden became the youngest national championship coach since Jim Valvano in 1983.

The championships all came as part of a memorable 12-game win streak to end the season that began March 1. The 12-game run to close the season included nine top-25 wins, eight of the nine vs. teams in the top 12.

The Gators' run to the title tied for the toughest path all-time for a #1-seed (1993 North Carolina) and the third-toughest in NCAA Tournament history. Florida's epic run featured four comeback wins, including rallying from 12 points down in the national championship game, closing the game on a 35-21 run over the final 16 minutes.

The Gators entered the NCAA Tournament with a No. 1 seed for just the third time in program history, joining the 2007 and 2014 squads as top-seed earners. Florida used the SEC Tournament to get hot, posting a dominant run on the way to Florida's fifth SEC Tournament title.

Florida's 27 regular season wins marked the second-most in program history (29, 2013-14), and the Gators posted a 14-4 record in an SEC that ranked among the best conferences in college basketball history.

The Gators ended the season on a 12-game winning streak starting on March 1 that saw UF knock off nine top-25 teams, eight of which ranked in the top 12. Florida finished the season 8-2 in top-10 matchups, including wins in the final seven, after entering the season 6-16 all-time in such matchups.

UFs' pair of #1 wins vs. Tennessee and at Auburn were Florida's first ever in regular season play. Coupled with the Auburn win, the Gators' road win at #7 Alabama gave UF multiple top-10 road wins in a season for the first time. Golden earned Naismith Coach of the Year semifinalist recognition.

The story of the season was the masterful roster construction by Golden and staff. The Gators kept up the elite offensive production from the previous season while jumping from 94th to sixth in defensive efficiency. In addition to an added focus on that side of the ball, the improvement can also be credited to the identification and recruitment of Alijah Martin and Rueben Chinyelu, who brought an added dimension of toughness and physicality to the Gators' 2024-25 edition.

The Gators' +15.2 scoring margin for the season led the SEC and was the third-highest in program history, while UF set program records for points (3,391), 3-point field goals (390) and field goals (1,182).

Florida's trio of senior guards capped the season all being selected in the NBA Draft, as Walter Clayton Jr. was a first-round selection by the Utah Jazz, while Alijah Martin was chosen by the Raptors and Will Richard selected by the Warriors in the second round.

Even before the 2025 championship, Golden had the Gators trending up through two seasons at the helm, leading Florida back to the NCAA Tournament in 2024. UF posted 24 wins, its most since 2016-17, and advanced to the SEC Tournament championship game for the first time since 2014. The Gators tallied four top-25 wins in 2023-24, and Florida had its highest-scoring team in program history with 85.7 points per game, ranking in the top 10 nationally in scoring offense, rebounds per game, offensive rebounds per game and offensive rebounding percentage.

In Golden's first season at UF in 2022-23, the Gators earned a postseason berth and multiple top-25 wins as Golden became the first Florida coach to accomplish both of those benchmarks in his first season.

Golden came to Florida after three seasons as San Francisco's head coach, where he led the team in 2022 to its first NCAA Tournament since 1998 and its first at-large bid since 1982. Prior to being named the Dons' head coach, Golden spent the previous three seasons as San Francisco's associate head coach, two seasons on Auburn's staff at two seasons at Columbia.

Golden is married to the former Megan York, who was a four-year volleyball standout at Saint Mary's and the WCC's Co-Freshman of the Year in 2007.



GOLDEN'S WIN-LOSS BREAKDOWN

	2025-26	Florida	Overall
Overall	12-5	88-38	145-74
Home	8-0	47-8	76-22
Away	1-2	15-19	32-33
Neutral	3-3	26-11	37-19
vs. Conference	3-1	37-21	60-43
vs. Conference Home	2-0	24-5	35-17
vs. Conference Away	1-1	13-16	24-26
vs. Non-Conference (Reg. Season)	9-4	39-13	69-24
vs. Non-Conference Home	6-0	23-2	41-4
vs. Non-Conference Away	0-1	2-3	8-7
vs. Non-Conference Neutral	3-3	14-8	20-13
Postseason Play	0-0	12-4	15-7
Conference Tournament	0-0	6-2	9-4
NCAA Tournament	0-0	6-1	6-2
NIT	0-0	0-1	0-1
vs. AP Top 25	2-3	20-15	21-24
vs. AP Top 15	0-3	13-13	14-21
vs. AP Top 10	0-2	10-9	11-17
vs. AP Top 5	0-2	6-5	7-10
vs. AP No. 1	0-0	2-0	2-4
Overtime	0-0	3-2	5-4
November	5-2	22-8	39-11
December	4-2	17-5	31-11
January	3-1	18-9	30-20
February	0-0	14-10	24-22
March	0-0	15-6	19-10
April	0-0	2-0	2-0
Sunday	2-0	6-2	8-5
Monday	1-1	6-2	11-5
Tuesday	3-2	16-6	21-9
Wednesday	1-0	13-10	17-12
Thursday	1-1	6-3	23-16
Friday	2-0	13-3	17-5
Saturday	2-1	28-13	48-23
Scoring 49 or fewer	0-0	0-2	0-5
Scoring 50-59	0-0	0-6	0-9
Scoring 60-69	0-1	5-9	16-26
Scoring 70-79	1-2	18-9	38-20
Scoring 80-89	3-2	36-8	50-10
Scoring 90-99	6-0	21-2	27-2
Scoring 100+	2-0	8-2	14-2
Allowing 49 or fewer	1-0	6-0	8-1
Allowing 50-59	0-0	9-1	20-2
Allowing 60-69	5-1	34-9	63-17
Allowing 70-79	6-2	24-6	36-21
Allowing 80-89	0-1	11-13	15-21
Allowing 90-99	0-1	4-5	4-7
Allowing 100+	0-0	1-3	1-4


2025-26 Florida Gators



#0 BOOGIE FLAND
G | So. | 6-3 | 185 | Bronx, N.Y.




#1 XAIVIAN LEE
G | Sr. | 6-4 | 180 | Toronto, Ontario




#3 MICAH HANDLOGTEN
C | Sr. | 7-1 | 260 | Lake Norman, N.C.



#4 ALEX LLOYD
G | Fr. | 6-3 | 180 | Miami, Fla.



#7 URBAN KLAVŽAR
G | Jr. | 6-1 | 190 | Domzale, Slovenia



#8 ALEX KOVATCHEV
G | RSo. | 6-5 | 195 | Perth, Australia




#9 RUEBEN CHINYELU
C | Jr. | 6-10 | 265 | Enugwu-Agidi, Nigeria



#10 THOMAS HAUGH
F | Jr. | 6-9 | 215 | New Oxford, Pa.




#11 CJ INGRAM
G | Fr. | 6-6 | 205 | Hawthorne, Fla.



#12 VIKTOR MIKIĆ
C | So. | 6-11 | 260 | Beograd, Serbia




#20 ISAIAH BROWN
G | So. | 6-4 | 210 | Orlando, Fla.




#21 ALEX CONDON
F/C | Jr. | 6-11 | 236 | Perth, Australia



#23 AJ BROWN
G | R Jr. | 6-4 | 210 | Orlando, Fla.



#32 OLIVIER RIOUX
C | R Fr. | 7-9 | 305 | Terrebonne, Quebec



#33 COOPER JOSEFSBERG
G | Jr. | 6-4 | 195 | Miami, Fla.



TODD GOLDEN
Head Coach




CARLIN HARTMAN
Associate Head Coach



COREY MCCRAY
Associate Head Coach



DAVE KLATSKY
Assistant Coach



TAUREAN GREEN
Assistant Coach,
Player Development



JONATHAN SAFIR
Assistant Coach

Roster

NUMERICAL ROSTER

0	Boogie Fland	G	6-3	185	So.	TR	Bronx, N.Y./Arkansas
1	Xaivian Lee	G	6-4	180	Sr.	TR	Toronto, Ontario, Canada/Princeton
3	Micah Handlogten	C	7-1	260	Sr.	2L	Lake Norman, N.C./Marshall
4	Alex Lloyd	G	6-3	180	Fr.	HS	Miami, Fla./Westminster Academy
7	Urban Klavžar	G	6-1	190	Jr.	1L	Domzale, Slovenia/Real Madrid
8	Alex Kovatchev	G	6-5	195	RSo.	TR	Perth, Australia/Sacramento State
9	Rueben Chinyelu	C	6-10	265	Jr.	1L	Enugu Agidi, Nigeria/Washington State
10	Thomas Haugh	F	6-9	215	Jr.	2L	New Oxford, Pa./Perkiomen School
11	CJ Ingram	G	6-6	205	Fr.	HS	Hawthorne, Fla./Montverde Academy
12	Viktor Mikić	C	6-11	260	So.	1L	Beograd, Serbia/Hamilton Heights (Tenn.)
20	Isaiah Brown	G	6-4	210	So.	1L	Orlando Fla./Orlando Christian Prep
21	Alex Condon	F/C	6-11	236	Jr.	2L	Perth, Australia/NBA Global Academy
23	AJ Brown	G	6-4	210	RJr.	TR	Orlando, Fla./Ohio
32	Olivier Rioux	C	7-9	305	RFr.	SQ	Terrebonne, Quebec, Canada/IMG Academy
33	Cooper Josefsberg	G	6-4	195	Jr.	2L	Miami, Fla./Riviera Prep

ALPHABETICAL ROSTER

23	AJ Brown	G	6-4	210	RJr.	TR	Orlando, Fla./Ohio
20	Isaiah Brown	G	6-4	210	So.	1L	Orlando Fla./Orlando Christian Prep
9	Rueben Chinyelu	C	6-10	265	Jr.	1L	Enugu Agidi, Nigeria/Washington State
21	Alex Condon	F/C	6-11	236	Jr.	2L	Perth, Australia/NBA Global Academy
0	Boogie Fland	G	6-3	185	So.	TR	Bronx, N.Y./Arkansas
3	Micah Handlogten	C	7-1	260	Sr.	2L	Lake Norman, N.C./Marshall
10	Thomas Haugh	F	6-9	215	Jr.	2L	New Oxford, Pa./Perkiomen School
11	CJ Ingram	G	6-6	205	Fr.	HS	Hawthorne, Fla./Montverde Academy
33	Cooper Josefsberg	G	6-4	195	Jr.	2L	Miami, Fla./Riviera Prep
7	Urban Klavžar	G	6-1	190	Jr.	1L	Domzale, Slovenia/Real Madrid
8	Alex Kovatchev	G	6-5	195	RSo.	TR	Perth, Australia/Sacramento State
1	Xaivian Lee	G	6-4	180	Sr.	TR	Toronto, Ontario, Canada/Princeton
4	Alex Lloyd	G	6-3	180	Fr.	HS	Miami, Fla./Westminster Academy
12	Viktor Mikić	C	6-11	260	So.	1L	Beograd, Serbia/Hamilton Heights (Tenn.)
32	Olivier Rioux	C	7-9	305	RFr.	SQ	Terrebonne, Quebec, Canada/IMG Academy

Head Coach: Todd Golden (Saint Mary's '08, 4th Season)

Associate Head Coaches: Carlin Hartman (Tulane '94, 4th Season), Korey McCray (Mercer '01, 4th Season)

Assistant Coaches: Taurean Green (Florida '12, 3rd Season), Jonathan Safir (Vassar '15, 3rd Season), Dave Klatsky (Penn '03, 1st Season)

Director of Basketball Strategy & Analytics: Kevin Olsen (San Francisco '21, 2nd Season)

Strength & Conditioning: Victor Lopez (CSU East Bay '17, 4th Season)

Athletic Trainer: Jon Michelini (Florida, '01, 2nd Season)

Director of Basketball Operations: Jordan Jacobson (Michigan '21, 5th Season)

Video Coordinator: Nolan Crist (Florida, '23, 5th Season)

Associate AD & Sport Administrator: Dave "Duke" Werner (Eastern Kentucky '91, 22nd Season)

PRONUNCIATION GUIDE

Rueben Chinyelu	CHIN-yuh-loo
Micah Handlogten	HAND-log-ten
Thomas Haugh	HOWK
Urban Klavzar	ur-BAHN KLAV-zhar
Alex Kovatchev	kuh-VAHT-chev
Xaivian Lee	ZAY-vee-un
Viktor Mikic	MEE-kitch
Olivier Rioux	oh-LIV-ee-ay REE-oo
Jonathan Safir	like "Sapphire"

SINCE 2000

NATIONAL CHAMPIONSHIPS

UConn	5
FLORIDA	3
Duke	3
North Carolina	3
Villanova	2
Baylor	1
Kansas	1
Kentucky	1
Louisville	1
Maryland	1
Michigan State	1
Virginia	1

ELITE 8 TRIPS

Kansas	11
Duke	10
Michigan State	10
North Carolina	10
FLORIDA	9
Kentucky	9
UConn	8
Arizona	6
Louisville	6
Gonzaga	5
Villanova	5
Michigan	4
Oklahoma	4
Oregon	4
Syracuse	4
UCLA	4
Wisconsin	4
Alabama	3
Baylor	3
Houston	3
Illinois	3
Kansas State	3
Memphis	3
Ohio State	3
Purdue	3
Tennessee	3
Texas	3
Texas Tech	3
Xavier	3
Arkansas	2
Auburn	2
Butler	2
Marquette	2
Maryland	2
Missouri	2
Notre Dame	2
Oklahoma State	2
USC	2
Virginia	2
West Virginia	2
Clemson	1
Davidson	1
Dayton	1
Florida Atlantic	1
Florida State	1
George Mason	1
Georgetown	1
Georgia Tech	1
Indiana	1
Iowa State	1
Kent State	1
Loyola Chicago	1
LSU	1
Miami (Fla.)	1
North Carolina State	1
Oregon State	1
Pittsburgh	1
Saint Joseph's	1
Saint Peter's	1
South Carolina	1
Stanford	1
Temple	1
Tulsa	1
VCU	1
Wichita State	1

Media Information

CREDENTIALS: Requests for credentials will be taken online and reviewed by Florida communications.

To access the credential request form, please visit www.sportssystems.com/floridahoops. Once you have submitted your credential request, you will receive an automated email from the Communications Department acknowledging your request was received and is being reviewed. Once a decision is made on your request, you will receive an email with further information.

CREDENTIAL PICK-UP: Media will call is located at Gate 4.

INTERNET CREDENTIALS: Only official websites of each participating institution, along with networks holding contractual broadcast rights to a game and websites affiliated with a national publication or news outlet, will be issued credentials.

PLAYER/STAFF INTERVIEWS: All interview requests for players or coaching staff should be coordinated through Denver Parler at least 24 hours in advance. Interviews will be arranged before or after practice according to class and meeting schedules.

The Communications Office will not give out home or cell phone numbers for any players, and players may not be contacted directly. Members of the media are not permitted in team areas. Team locker room, training room and strength complex are considered private areas. These areas, as well as players' housing (on-campus and off-campus), are off-limits to media representatives.

PRESS CONFERENCES & MEDIA AVAILABILITIES: Media opportunities with head coach Todd Golden and a player will generally occur on the day prior to games in the UF Women's Club. Timing of practice/travel schedules and other UF sports may alter that timing.

Postgame, Florida players will be available in the press conference room, followed by head coach Todd Golden. Visiting head coach and player(s) may also be brought to the press room at the visitor's discretion.

PRACTICE COVERAGE: University of Florida men's basketball practices are closed to the media except for designated opportunities as announced by the communications department.

VIDEO: By SEC policy, media outlets are limited to a total of three minutes of video per day on websites or news broadcasts.

MEDIA ROOM: The media work room and press conference room are located in the Orange & Blue Rooms on the service level. The Orange Room will house the pregame meal and have work space for media members. The Blue Room will host postgame press conferences.

SEATING: Media should work from their assigned seats in the press seating area.

FLORIDA LOCKER ROOM: The Gators locker room is closed to the media with the exception of the SEC and NCAA Tournaments, if required by the governing organization.

VISITOR LOCKER ROOM: Interview policies and procedures will be determined by visiting Communications Directors and coaches.

RADIO: Ethernet lines are provided for visiting broadcasts.

PHOTOGRAPHERS: Photo shooting locations to be assigned by the Communications Office.

LIVE STATS: Florida will make live stats available to media members via StatBroadcast.

SEATING: Press seating is assigned, and all media members are asked to utilize their assigned seat. Press seating is located approximately 10 rows off the floor in the Gate 4 corner of the arena and west baseline.

PARKING: Parking may be requested when applying for credentials and will be granted if available. Media may also park in the O'Connell Center garage, which is open to the public for free on a first-come, first-served basis.

COMMUNICATIONS SHIPPING ADDRESS

Ben Hill Griffin Stadium
Central Receiving
121 Gale Lemerand Dr.
Gainesville, FL 32611

UNIVERSITY FACTS

Location: Gainesville, Fla.
Founded: 1853
Enrollment: 61,771
Conference: Southeastern (SEC)
Nickname: Gators
UF President: Dr. Donald W. Landry (interim)
Athletic Director: Scott Stricklin
Faculty Rep: Dr. Christopher Janelle
Mascots: Albert and Alberta
Colors: Orange (PMS 172) and Blue (PMS 287)
Website: FloridaGators.com
Social: @GatorsMBK

COACHING STAFF FACTS

Head Coach: Todd Golden (Saint Mary's, '08)
UF Record: 88-38/4th season
Overall Record: 145-74/7th season
Associate Head Coaches:
Carlin Hartman (Tulane '94)
Korey McCray (Mercer '01)
Assistant Coaches:
Dave Klatsky (Penn, '03)
Taurean Green (Florida '12)
Jonathan Safir (Vassar '15)
Dir. of Basketball Strategy & Analytics: Kevin Olsen
Strength & Conditioning Coordinator: Victor Lopez
Athletic Trainer: John Michelini
Director of Basketball Operations: Jordan Jacobson
Video Coordinator: Nolan Crist
Executive Assistant: Tracy Pfaff
Academic Advisor: Tony Meacham

PROGRAM FACTS

Arena: Exactech Arena at the Stephen C. O'Connell Center (10,151)
Season: 105th
Overall Record: 1,577-1,187
SEC Record: 707-696
NCAA Tournaments: 22 (1989, '94, '95, '99, 2000, '01, '02, '03, '04, '05, '06, '07, '10, '11, '12, '13, '14, '17, '18, '19, '21, '24, '25)
Final Fours: 6 (1994, 2000, '06, '07, '14, '25)
National Championships: 3 (2006, '07, '25)
NIT Appearances: 11 (1969, '84, '85, '86, '92, '93, '98, 2008, '09, '16, '22, '23)
SEC Tournament Championships: 5 (2005, '06, '07, '14, '25)
SEC Championships: 7 (1989, 2000, '01, '07, '11, '13, '14)
All-Americans: 26
All-SEC: 120
SEC Academic Honor Roll: 151
NBA Draftees: 40
2024-25 Record: 36-4
2024-25 Conference Record: 14-4 (2nd)
Lettermen Returning/Lost: 10/6
Starters Returning/Lost: 2/3
Returning: Rueben Chinyelu, Alex Condon
Lost: Walter Clayton Jr., Alijah Martin, Will Richard

COMMUNICATIONS CONTACT

Denver Parler | denverp@gators.ufl.edu
352-692-6195 (o) | 352-318-3493 (c)
Fax: 352-375-4809

#0 Boogie Fland

SOPHOMORE | G | 6-3 | 185 | BRONX, N.Y. | ARKANSAS

OVERVIEW

- Averaged 13.5 points, 5.1 assists and 3.2 rebounds with a 3.72 assist-to-turnover ratio in his lone season at Arkansas, starting 18 of his 21 appearances.
- Missed two months of the season with injury, returning to help the Razorbacks on their Sweet 16 run. Fland averaged 15.1 points prior to his injury.
- Went through the NBA Draft process and was invited to the NBA Draft Combine before ultimately returning to the college game and transferring to Florida.
- A 2024 McDonald's All-American with invitations to the Jordan Brand Classic, USA Basketball Nike Hoop Summit and USA Basketball Men's Junior National Select Team.

2025-26 HIGHLIGHTS

- Tallied 23 points with five assists and four steals in the win vs. #21 Tennessee. Florida finished the first half on a 15-2 run over 3:33 during which Fland had 10 points and three steals.
- Scored 16 points at #4 Duke, including nine points in the final four minutes. Hit a go-ahead 3-pointer in the final minute of the game.
- Posted 17 points with four 3-pointers in the win vs. Providence.
- Scored 18 points, including 14 in the second half, in the win vs. Florida State.
- Posted nine points, four rebounds, three assists and three steals in his Florida debut vs. #13 Arizona.
- Named to the Bob Cousy Award and Naismith Trophy Watch Lists and earned preseason second-team All-SEC recognition from the media.



CAREER STATS

				Field Goals		3-Point		F-Throws		Rebounds				Scoring						
SEASON	TEAM	GP-GS	MIN/AVG	FG-FGA	FG%	3FG-3FGA	3FG%	FT-FTA	FT%	OFF	DEF	TOT	AVG	PF-FO	A	TO	BLK	STL	PTS	AVG
2024-25	AR	21-18	667/31.8	96-253	.379	36-106	.340	55-66	.833	10	58	68	3.2	37-0	108	29	1	32	283	13.5
2025-26	UF	17-17	505/29.7	71-173	.410	16-74	.216	42-56	.750	15	28	43	2.5	42-3	60	29	3	30	200	11.8
TOTAL FOR UF		17-17	505/29.7	71-173	.410	16-74	.216	42-56	.750	15	28	43	2.5	42-3	60	29	3	30	200	11.8
TOTAL		38-35	1172/30.8	167-426	.392	52-180	.289	97-122	.795	25	86	111	2.9	79-3	168	58	4	62	483	12.7

SEC STATS

	GP-GS	Min	Avg	FG-FGA	Pct	3FG-3A	Pct	FT-FTA	Pct	OR	DR	Reb	Avg	PF	FO	Ass	TO	Blk	Stl	Pts	Avg
FLAND, Boogie	4-4	127:21	31.8	20-49	.408	4-20	.200	8-11	.727	7	10	17	4.3	10	1	25	7	0	7	52	13.0

GAME-BY-GAME STATS

Opponent	Date	GS	MIN	Total		3-Pointers		Free throws		Rebounds				PF	A	TO	BLK	STL	PTS	AVG	
				FG-FGA	PCT	3FG-3FGA	PCT	FT-FTA	PCT	OFF	DEF	TOT	AVG								
vs Arizona	11/03/2025	*	31:40	3-9	.333	0-2	.000	3-5	.600	2	2	4	4.0	4	3	0	0	3	9	9.0	
North Florida	11/06/2025	*	26:19	4-7	.571	0-3	.000	2-3	.667	2	0	2	3.0	2	3	0	0	1	10	9.5	
Florida St.	11/11/2025	*	34:57	5-11	.455	2-7	.286	6-8	.750	2	3	5	3.7	3	1	1	0	4	18	12.3	
vs Miami (FL)	11/16/2025	*	31:16	2-10	.200	0-5	.000	4-6	.667	0	2	2	3.3	1	2	3	0	0	8	11.3	
Merrimack	11/21/2025	*	27:05	2-5	.400	2-3	.667	4-4	1.000	0	1	1	2.8	1	3	1	1	1	10	11.0	
vs TCU	11/27/2025	*	27:10	4-8	.500	0-3	.000	4-4	1.000	0	1	1	2.5	5	2	4	1	3	12	11.2	
vs Providence	11/28/2025	*	35:07	6-18	.333	4-10	.400	1-2	.500	1	1	2	2.4	2	3	1	1	0	17	12.0	
at Duke	12/02/2025	*	28:39	7-16	.438	2-7	.286	0-0	.000	1	0	1	2.3	3	0	4	0	3	16	12.5	
vs UConn	12/09/2025	*	22:23	2-5	.400	0-2	.000	4-4	1.000	0	1	1	2.1	5	1	1	0	0	8	12.0	
vs George Washington	12/13/2025	*	30:14	4-10	.400	0-5	.000	4-6	.667	0	2	2	2.1	3	5	2	0	2	12	12.0	
Saint Francis	12/17/2025	*	23:21	4-7	.571	1-2	.500	2-2	1.000	0	1	1	2.0	0	4	1	0	1	11	11.9	
Colgate	12/21/2025	*	28:16	3-8	.375	1-3	.333	0-1	.000	0	2	2	2.0	1	3	2	0	2	7	11.5	
Dartmouth	12/29/2025	*	30:55	5-10	.500	0-2	.000	0-0	.000	0	2	2	2.0	2	5	2	0	3	10	11.4	
at Missouri	01/03/2026	*	33:58	2-10	.200	0-6	.000	2-2	1.000	1	0	1	1.9	2	7	1	0	0	6	11.0	
Georgia	01/06/2026	*	28:60	2-10	.200	0-3	.000	4-4	1.000	4	4	8	2.3	5	6	3	0	1	8	10.8	
Tennessee	01/10/2026	*	31:24	9-13	.692	3-6	.500	2-4	.500	1	2	3	2.4	2	5	2	0	4	23	11.6	
at Oklahoma	01/13/2026	*	32:59	7-16	.438	1-5	.200	0-1	.000	1	4	5	2.5	1	7	1	0	2	15	11.8	
Totals			17	504:43	71-173	.410	16-74	.216	42-56	.750	15	28	43	2.5	42	60	29	3	30	200	11.8

Player Averages

Games Played	Minutes/game	Points/game	FG Pct	3FG Pct	FT Pct	Rebounds/game	Assists/game	Turnovers/game	Assist/Turnover ratio	Steals/game	Blocks/game
17	29.7	11.8	41.0	21.6	75.0	2.5	3.5	1.7	2.1	1.8	0.2

MISCELLANEOUS STATS

	25-26	Total
Led UF in Scoring	1	1
Led UF in Rebounds	0	0
Led UF in Assists	6	6
10+ Points	11	11
20+ Points	1	1
10+ Rebounds	0	0
Double-Doubles	0	0
Dunks	7	7
Off. Fouls Drawn	2	2
Three-Point Plays	1-4	1-4

GAME HIGHS

Points	
2025-26/UF	23, vs. Tennessee (1/10/26)
Career	24, vs. Oakland (12/30/24)
Rebounds	
2025-26/UF/Car.	8, vs. Georgia (1/6/25)
Field Goals	
2025-26/UF	9, vs. Tennessee (1/10/26)
Career	9, 2x, last vs. Tennessee (1/10/26)
Field Goal Attempts	
2025-26/UF	18, vs. Providence (11/28/25)
Career	20, vs. Ole Miss (1/8/25)
3-Point Field Goals	
2025-26/UF	4, vs. Providence (11/28/25)
Career	5, vs. Oakland (12/30/24)
3-Point FG Attempts	
2025-26/UF/Car.	10, vs. Providence (11/28/25)
Free Throws	
2025-26/UF	6, vs. Florida State (11/11/25)
Career	6, 4x, last vs. Florida St. (11/11/25)
Free Throw Attempts	
2025-26/UF	8, vs. Florida State (11/11/25)
Career	8, 2x, last vs. Florida St. (11/11/25)
Assists	
2025-26/UF	7, 2x, last at Oklahoma (1/13/26)
Career	11, vs. NC A&T (12/21/24)
Steals	
2025-26/UF	4, 2x, last vs. Tennessee (1/10/26)
Career	5, vs. Central Arkansas (12/14/24)
Blocked Shots	
2025-26/UF	1, 3x, last vs. Providence (11/28/25)
Career	1, 4x, last vs. Providence (11/28/25)
Minutes Played	
2025-26/UF	35, 2x, last vs. Providence (11/28/25)
Career	39, vs. Baylor (11/9/24)

#1 Xaivian Lee

SENIOR | G | 6-4 | 180 | TORONTO, ONTARIO, CANADA | PRINCETON

OVERVIEW

- Tallied 1,154 points, 406 rebounds, 302 assists, 124 3-point field goals and 81 steals over three seasons at Princeton, appearing in 91 games with 59 starts.
- First player in Princeton history to post a triple-double, recording two of them in 2024-25, and Princeton's record-holder for most assists in a season with 165 in 2024-25.
- Had 19 games with at least 20 points at Princeton, leading the team to a 16-3 record in those games.
- Represented Canada at the 2023 FIBA U19 World Cup.

2025-26 HIGHLIGHTS

- Earned Orange Bowl Classic MVP honors with a season-high 24 points, six rebounds and four assists vs. George Washington.
- Scored a team-high 19 points vs. #5 UConn, along with six rebounds, five assists and two steals.
- Had a breakout game with 20 points on 4-for-9 3-point shooting vs. Providence, including 17 in the second half as he scored UF's first eight points out of halftime. Added seven rebounds and four assists to his stat line.
- Tallied 14 points, six rebounds and five assists in his Florida debut vs. #13 Arizona.
- Named to the preseason Jerry West Award and Naismith Trophy Watch Lists.



CAREER STATS

				Field Goals		3-Point		F-Throws		Rebounds											Scoring	
SEASON	TEAM	GP-GS	MIN/AVG	FG-FGA	FG%	3FG-3FGA	3FG%	FT-FTA	FT%	OFF	DEF	TOT	AVG	PF-FO	A	TO	BLK	STL	PTS	AVG		
2022-23	PU	32-0	428/13.4	47-125	.376	13-56	.232	45-56	.804	5	51	56	1.8	43-1	28	28	2	16	152	4.8		
2023-24	PU	29-29	904/31.2	170-377	.451	52-154	.338	103-129	.798	19	147	166	5.7	60-0	108	42	14	30	495	17.1		
2024-25	PU	30-30	962/32.1	179-408	.439	59-161	.366	90-114	.789	28	155	183	6.1	67-2	165	67	12	37	507	16.9		
2025-26	UF	17-17	470/27.6	61-172	.355	27-108	.250	41-49	.837	8	63	71	4.2	32-1	57	25	3	18	190	11.2		
TOTAL FOR UF		17-17	470/27.6	61-172	.355	27-108	.250	41-49	.837	8	63	71	4.2	32-1	57	25	3	18	190	11.2		
TOTAL		108-76	2764/25.6	457-1082	.422	151-479	.315	279-348	.802	60	416	476	4.4	202-4	358	162	31	101	1344	12.4		

SEC STATS

	GP-GS	Min	Avg	FG-FGA	Pct	3FG-3A	Pct	FT-FTA	Pct	OR	DR	Reb	Avg	PF	FO	Asst	TO	Blk	Stl	Pts	Avg
LEE, Xaivian	4-4	103:09	25.8	11-35	.314	6-25	.240	3-4	.750	1	10	11	2.8	9	0	12	7	0	5	31	7.8

GAME-BY-GAME STATS

Opponent	Date	GS	MIN	Total		3-Pointers		Free throws		Rebounds												
				FG-FGA	PCT	3FG-3FGA	PCT	FT-FTA	PCT	OFF	DEF	TOT	AVG	PF	A	TO	BLK	STL	PTS	AVG		
vs Arizona	11/03/2025	*	31:31	5-17	.294	3-11	.273	1-2	.500	2	4	6	6.0	2	5	2	0	1	14	14.0		
North Florida	11/06/2025	*	26:58	4-11	.364	2-8	.250	0-0	.000	0	3	3	4.5	0	4	2	1	0	10	12.0		
Florida St.	11/11/2025	*	35:32	2-13	.154	1-10	.100	4-4	1.000	0	7	7	5.3	4	6	2	1	1	9	11.0		
vs Miami (FL)	11/16/2025	*	26:35	1-6	.167	0-5	.000	3-4	.750	1	5	6	5.5	3	5	3	0	2	5	9.5		
Merrimack	11/21/2025	*	21:51	0-6	.000	0-4	.000	0-0	.000	0	2	2	4.8	1	3	1	1	0	0	7.6		
vs TCU	11/27/2025	*	16:03	1-6	.167	1-4	.250	2-2	1.000	0	3	3	4.5	5	1	0	0	0	5	7.2		
vs Providence	11/28/2025	*	36:12	7-16	.438	4-9	.444	2-2	1.000	1	6	7	4.9	1	4	2	0	0	20	9.0		
at Duke	12/02/2025	*	25:40	1-10	.100	1-6	.167	1-2	.500	0	4	4	4.8	0	1	1	0	1	4	8.4		
vs UConn	12/09/2025	*	37:38	5-14	.357	1-7	.143	8-9	.889	0	6	6	4.9	2	5	0	0	2	19	9.6		
vs George Washington	12/13/2025	*	35:29	6-10	.600	4-7	.571	8-10	.800	2	4	6	5.0	0	4	3	0	2	24	11.0		
Saint Francis	12/17/2025	*	22:52	7-9	.778	2-4	.500	2-2	1.000	0	4	4	4.9	2	2	2	0	1	18	11.6		
Colgate	12/21/2025	*	28:42	6-10	.600	1-5	.200	6-6	1.000	0	2	2	4.7	2	3	0	0	2	19	12.3		
Dartmouth	12/29/2025	*	21:27	5-9	.556	1-3	.333	1-2	.500	1	3	4	4.6	1	2	0	0	1	12	12.2		
at Missouri	01/03/2026	*	36:05	4-10	.400	3-7	.429	0-0	.000	1	1	2	4.4	2	1	1	0	0	11	12.1		
Georgia	01/06/2026	*	26:40	2-9	.222	1-5	.200	1-2	.500	0	3	3	4.3	2	5	2	0	3	6	11.7		
Tennessee	01/10/2026	*	21:06	3-8	.375	2-7	.286	2-2	1.000	0	4	4	4.3	2	3	3	0	0	10	11.6		
at Oklahoma	01/13/2026	*	19:18	2-8	.250	0-6	.000	0-0	.000	0	2	2	4.2	3	3	1	0	2	4	11.2		
Totals			17	469:39	61-172	.355	27-108	.250	41-49	.837	8	63	71	4.2	32	57	25	3	18	190	11.2	

Player Averages

Games Played	Minutes/ game	Points/ game	FG Pct	3FG Pct	FT Pct	Rebounds/ game	Assists/ game	Turnovers/ game	Assist/Turnover ratio	Steals/ game	Blocks/ game
17	27.6	11.2	35.5	25.0	83.7	4.2	3.4	1.5	2.3	1.1	0.2

MISCELLANEOUS STATS

	25-26	Total
Led UF in Scoring	5	5
Led UF in Rebounds	0	0
Led UF in Assists	6	6
10+ Points	10	10
20+ Points	2	2
10+ Rebounds	0	0
Double-Doubles	0	0
Dunks	2	2
Off. Fouls Drawn	6	6
Three-Point Plays	1-1	1-1

GAME HIGHS

Points	
2025-26/UF	24, vs. GW (12/13/25)
Career	33, 2x, last at Dartmouth (1/18/25)

Rebounds	
2025-26/UF	7, 2x, last vs. Providence (11/28/25)
Career	13, at Saint Joseph's (12/3/24)

Field Goals	
2025-26/UF	7, 2x, last vs. St. Francis (12/17/25)
Career	13, vs. Harvard (1/6/24)

Field Goal Attempts	
2025-26/UF/Car.	17, vs. Arizona (11/3/25)

3-Point Field Goals	
2025-26/UF	4, 2x, last vs. GW (12/13/25)
Career	5, vs. Harvard (1/6/24)

3-Point FG Attempts	
2024-25/UF	11, vs. Arizona (11/3/25)
Career	13, vs. Columbia (1/20/25)

Free Throws	
2025-26/UF	8, 2x, last vs. GW (12/13/25)
Career	10, 2x, last vs. Monmouth (12/10/24)

Free Throw Attempts	
2025-26/UF	10, vs. GW (12/13/25)
Career	13, vs. Monmouth (12/10/24)

Assists	
2025-26/UF	6, vs. Florida State (11/11/25)
Career	12, vs. Penn (3/8/25)

Steals	
2025-26/UF	3, vs. Georgia (1/6/25)
Career	4, vs. Brown (3/16/24)

Blocked Shots	
2025-26/UF	1, 3x, last vs. Merrimack (11/21/25)
Career	3, at Columbia (1/20/24)

Minutes Played	
2025-26/UF	38, vs. UConn (12/9/25)
Career	40, vs. Yale (3/15/25)

#3 Micah Handlogten


SENIOR | C | 7-1 | 260 | LAKE NORMAN, N.C. | MARSHALL

OVERVIEW

- Made one of the most memorable decisions in Florida basketball history, foregoing a redshirt to play the final 16 games of the season and help Florida make its run to the national title.
- Has totaled 461 points, 623 rebounds and 114 blocked shots in three collegiate seasons, two at Marshall and one at Florida.
- Posted the #2 single-season total in Florida history with 108 offensive rebounds in 2023-24.
- Has 12 career double-doubles, including four as a Gator, highlighted by a 23-point, 17-rebound performance in a win vs. Georgia.

2025-26 HIGHLIGHTS

- Opened the season with two straight double-doubles, posting 17 points and 13 rebounds vs. UNF following 11 points and 12 rebounds vs. #13 Arizona. It marked Handlogten's first back-to-back double-doubles as a Gator.
- An elite offensive rebounder, Handlogten returns as a significant contributor in a deep and talented frontcourt.



CAREER STATS

				Field Goals		3-Point		F-Throws		Rebounds											Scoring	
SEASON	TEAM	GP-GS	MIN	AVG	FG-FGA	FG%	3FG-3FGA	3FG%	FT-FTA	FT%	OFF	DEF	TOT	AVG	PF-FO	A	TO	BLK	STL	PTS	AVG	
2022-23	Marsh	32-32	810	25.3	102-154	.662	1-12	.083	38-70	.543	109	206	315	9.8	111-6	37	42	75	41	243	7.6	
2023-24	UF	33-32	625	19.0	79-127	.622	5-10	.500	13-34	.382	108	121	229	6.9	92-4	27	24	29	19	176	5.3	
2024-25	UF	16-0	212	13.2	20-29	.690	0-0	.000	2-11	.182	34	45	79	4.9	32-0	18	5	10	10	42	2.6	
2025-26	UF	16-1	250	15.6	36-56	.643	0-1	.000	7-20	.350	58	49	107	6.7	29-0	8	14	19	5	79	4.9	
TOTAL FOR UF		65-33	1087	16.7	135-212	.637	5-11	.455	22-65	.338	200	215	415	6.4	153-4	53	43	58	34	297	4.6	
TOTAL		97-65	1897	19.6	237-366	.648	6-23	.261	60-135	.444	309	421	730	7.5	264-10	90	85	133	75	540	5.6	

SEC STATS

	GP-GS	Min	Avg	FG-FGA	Pct	3FG-3A	Pct	FT-FTA	Pct	OR	DR	Reb	Avg	PF	FO	Ast	TO	Blk	Stl	Pts	Avg
HANDLOGTEN, Micah	4-0	55:32	13.9	8-15	.533	0-0	.000	0-1	.000	17	11	28	7.0	8	0	2	2	7	2	16	4.0

GAME-BY-GAME STATS

Opponent	Date	GS	MIN	Total		3-Pointers		Free throws		Rebounds											AVG
				FG-FGA	PCT	3FG-3FGA	PCT	FT-FTA	PCT	OFF	DEF	TOT	AVG	PF	A	TO	BLK	STL	PTS		
vs Arizona	11/03/2025		23:03	5-5	1.000	0-0	.000	1-3	.333	6	6	12	12.0	2	0	0	0	0	11	11.0	
North Florida	11/06/2025		18:28	7-9	.778	0-0	.000	3-3	1.000	8	5	13	12.5	1	1	1	1	1	17	14.0	
Florida St.	11/11/2025		09:55	1-1	1.000	0-0	.000	0-2	.000	2	4	6	10.3	3	0	0	1	0	2	10.0	
vs Miami (FL)	11/16/2025		08:51	0-0	.000	0-0	.000	0-0	.000	2	2	4	8.8	3	0	2	0	1	0	7.5	
vs TCU	11/27/2025		13:25	1-1	1.000	0-0	.000	0-0	.000	1	0	1	7.2	2	0	2	0	1	2	6.4	
vs Providence	11/28/2025	*	24:03	0-1	.000	0-1	.000	0-0	.000	3	3	6	7.0	4	3	0	1	0	0	5.3	
at Duke	12/02/2025		14:38	0-2	.000	0-0	.000	0-0	.000	1	1	2	6.3	2	0	2	1	0	0	4.6	
vs UConn	12/09/2025		13:17	1-5	.200	0-0	.000	0-0	.000	3	3	6	6.3	1	0	1	0	0	2	4.3	
vs George Washington	12/13/2025		14:31	3-4	.750	0-0	.000	0-0	.000	0	1	1	5.7	2	0	2	3	0	6	4.4	
Saint Francis	12/17/2025		17:04	4-4	1.000	0-0	.000	2-2	1.000	4	4	8	5.9	1	1	1	0	0	10	5.0	
Colgate	12/21/2025		19:21	2-3	.667	0-0	.000	1-3	.333	4	4	8	6.1	0	0	0	3	0	5	5.0	
Dartmouth	12/29/2025		18:07	4-6	.667	0-0	.000	0-6	.000	7	5	12	6.6	0	1	1	2	0	8	5.3	
at Missouri	01/03/2026		11:47	2-4	.500	0-0	.000	0-1	.000	4	2	6	6.5	2	0	1	2	1	4	5.2	
Georgia	01/06/2026		17:53	3-5	.600	0-0	.000	0-0	.000	6	5	11	6.9	2	0	1	3	0	6	5.2	
Tennessee	01/10/2026		14:31	0-2	.000	0-0	.000	0-0	.000	2	1	3	6.6	4	0	0	0	1	0	4.9	
at Oklahoma	01/13/2026		11:21	3-4	.750	0-0	.000	0-0	.000	5	3	8	6.7	0	2	0	2	0	6	4.9	
Totals			1	250:15	36-56	.643	0-1	.000	7-20	.350	58	49	107	6.7	29	8	14	19	5	79	4.9

Player Averages

Games Played	Minutes/game	Points/game	FG Pct	3FG Pct	FT Pct	Rebounds/game	Assists/game	Turnovers/game	Assist/Turnover ratio	Steals/game	Blocks/game
16	15.6	4.9	64.3	0.0	35.0	6.7	0.5	0.9	0.6	0.3	1.2

MISCELLANEOUS STATS

	23-24	24-25	25-26	Total
Led UF in Scoring	1	0	0	1
Led UF in Rebounds	7	3	3	13
Led UF in Assists	0	0	0	0
10+ Points	5	0	3	8
20+ Points	1	0	0	1
10+ Rebounds	7	1	4	12
Double-Doubles	4	0	2	6
Dunks	21	4	12	37
Off. Fouls Drawn	0	0	0	0
Three-Point Plays	3-6	0-1	2-2	5-9

GAME HIGHS

Points	
2025-26	17, vs. North Florida (11/6/25)
UF/Career	23, vs. Georgia (1/27/24)

Rebounds	
2025-26	13, vs. North Florida (11/6/25)
UF	17, vs. Georgia (1/27/24)
Career	19, vs. Coastal Carolina (1/7/23)

Field Goals	
2025-26	7, vs. North Florida (11/6/25)
UF/Car.	10, vs. Georgia (1/27/24)

Field Goal Attempts	
2025-26	9, vs. North Florida (11/6/25)
UF	13, vs. Georgia (1/27/24)
Career	13, 2x, last vs. Georgia (1/27/24)

3-Point Field Goals	
2025-26	---
UF/Career	2, vs. Loyola Maryland (11/6/23)

3-Point FG Attempts	
2025-26	1, vs. Providence (11/28/25)
UF	2, vs. Loyola Maryland (11/6/23)
Career	3, vs. Coastal Carolina (1/7/23)

Free Throws	
2025-26	3, vs. North Florida (11/6/25)
UF	3, 2x, last vs. UNF (11/6/25)
Career	5, vs. Georgia Southern (2/16/23)

Free Throw Attempts	
2025-26/UF	6, vs. Dartmouth (12/29/25)
Career	9, vs. Coastal Carolina (1/7/23)

Assists	
2025-26	3, 2x, last vs. Providence (11/28/25)
UF/Career	5, vs. South Carolina (2/15/25)

Steals	
2025-26	1, 5x, last vs. Tennessee (1/10/26)
UF	3, 2x, last at Vanderbilt (3/9/24)
Career	5, vs. UL-Monroe (1/26/23)

Blocked Shots	
2025-26	3, 3x, last vs. Georgia (1/6/25)
UF	5, vs. Auburn (2/10/24)
Career	6, vs. Akron (11/30/22)

Minutes Played	
2025-26	24, vs. Providence (11/28/25)
UF	35, vs. Georgia (1/27/24)
Career	43, vs. UL-Monroe (1/26/23)

#4 Alex Lloyd

FR. | G | 6-3 | 180 | MIAMI, FLA. | WESTMINSTER ACADEMY

OVERVIEW

- The 37th-ranked prospect in his class by ESPN, Lloyd provides scoring punch at all levels with a soft shooting touch.
- Averaged 21.9 points, 4.0 rebounds, 2.0 assists and 1.9 steals during his three varsity season at Westminster Academy, averaging 27.9 points during his senior campaign.
- Had three 40-point games during his senior season, including 44 points with five 3-pointers vs. Chaminade-Madonna, 41 vs. La Lumiere and 40 vs. Columbus.

2025-26 HIGHLIGHTS

- Knocked down a 3-pointer in wins vs. Merrimack and Dartmouth.
- Made his collegiate debut and hit a 3-pointer in the win vs. North Florida.
- Talented scorer with a bright future who will compete for minutes in the Gators' deep backcourt.



CAREER STATS

				Field Goals		3-Point		F-Throws		Rebounds				Scoring						
SEASON	TEAM	GP-GS	MIN/AVG	FG-FGA	FG%	3FG-3FGA	3FG%	FT-FTA	FT%	OFF	DEF	TOT	AVG	PF-FO	A	TO	BLK	STL	PTS	AVG
2025-26	UF	7-0	52/7.4	4-16	.250	3-13	.231	1-4	.250	1	10	11	1.6	5-0	2	6	1	1	12	1.7
TOTAL		7-0	52/7.4	4-16	.250	3-13	.231	1-4	.250	1	10	11	1.6	5-0	2	6	1	1	12	1.7

SEC STATS

	GP-GS	Min	Avg	FG-FGA	Pct	3FG-3A	Pct	FT-FTA	Pct	OR	DR	Reb	Avg	PF	FO	Ast	TO	Blk	Stl	Pts	Avg
LLOYD, Alex	1-0	01:53	1.9	0-0	.000	0-0	.000	0-0	.000	0	0	0	0.0	1	0	0	0	0	0	0	0.0

GAME-BY-GAME STATS

Opponent	Date	GS	MIN	Total		3-Pointers		Free throws		Rebounds				PF	A	TO	BLK	STL	PTS	AVG
				FG-FGA	PCT	3FG-3FGA	PCT	FT-FTA	PCT	OFF	DEF	TOT	AVG							
North Florida	11/06/2025		15:10	1-5	.200	1-5	.200	1-4	.250	0	4	4	4.0	2	1	3	0	1	4	4.0
Merrimack	11/21/2025		07:12	1-1	1.000	1-1	1.000	0-0	.000	0	2	2	3.0	0	0	0	0	0	3	3.5
vs TCU	11/27/2025		08:07	0-3	.000	0-2	.000	0-0	.000	1	0	1	2.3	1	1	0	0	0	0	2.3
Saint Francis	12/17/2025		07:17	0-2	.000	0-2	.000	0-0	.000	0	1	1	2.0	1	0	3	0	0	0	1.8
Colgate	12/21/2025		04:04	0-2	.000	0-2	.000	0-0	.000	0	1	1	1.8	0	0	0	0	0	0	1.4
Dartmouth	12/29/2025		08:26	2-3	.667	1-1	1.000	0-0	.000	0	2	2	1.8	0	0	0	1	0	5	2.0
at Oklahoma	01/13/2026		01:53	0-0	.000	0-0	.000	0-0	.000	0	0	0	1.6	1	0	0	0	0	0	1.7
Totals		0	52:09	4-16	.250	3-13	.231	1-4	.250	1	10	11	1.6	5	2	6	1	1	12	1.7

Player Averages

Games Played	Minutes/ game	Points/ game	FG Pct	3FG Pct	FT Pct	Rebounds/ game	Assists/ game	Turnovers/ game	Assist/Turnover ratio	Steals/ game	Blocks/ game
7	7.4	1.7	25.0	23.1	25.0	1.6	0.3	0.9	0.3	0.1	0.1

MISCELLANEOUS STATS

	25-26	Total
Led UF in Scoring	0	0
Led UF in Rebounds	0	0
Led UF in Assists	0	0
10+ Points	0	0
20+ Points	0	0
10+ Rebounds	0	0
Double-Doubles	0	0
Dunks	0	0
Off. Fouls Drawn	0	0
Three-Point Plays	0-0	0-0

GAME HIGHS

Points	
2025-26/Career	5, vs. Dartmouth (12/29/25)
Rebounds	
2025-26/Career	4, vs. North Florida (11/6/25)
Field Goals	
2025-26/Career	2, vs. Dartmouth (12/29/25)
Field Goal Attempts	
2025-26/Career	5, vs. North Florida (11/6/25)
3-Point Field Goals	
2025-26/Career	1, 3x, last vs. Dartmouth (12/29/25)
3-Point FG Attempts	
2025-26/Career	5, vs. North Florida (11/6/25)
Free Throws	
2025-26/Career	1, vs. North Florida (11/6/25)
Free Throw Attempts	
2025-26/Career	4, vs. North Florida (11/6/25)
Assists	
2025-26/Career	1, 2x, last vs. TCU (11/27/25)
Steals	
2025-26/Career	1, vs. North Florida (11/6/25)
Blocked Shots	
2025-26/Career	1, vs. Dartmouth (12/29/25)
Minutes Played	
2025-26/Career	15, vs. North Florida (11/6/25)

#7 Urban Klavžar

JUNIOR | G | 6-1 | 190 | DOMZALE, SLOVENIA | REAL MADRID

OVERVIEW

- Totaled 83 points with 17 3-point field goals in 26 appearances as a member of Florida's 2025 national championship team.
- Went 3-for-3 from 3 in the Feb. 2025 win at #1 Auburn, including two in a 13-second span in the second half. That game was part of a seven-game stretch with at least one 3-point field goal, including one 9-for-13 stretch.
- Competed extensively with the Slovenian national program, appearing in six FIBA championships.
- Averaged 7.3 points over four games with the Slovenian senior national team during the 2023 FIBA World Cup European Qualifiers.

2025-26 HIGHLIGHTS

- Scored 18 with three 3-pointers in the win vs. Providence.
- Tallied his first career 20-point game vs. TCU, hitting four 3-pointers and all six free throw attempts.
- Posted a then-career-high 15 points in the win vs. Miami, hitting four 3-pointers and drawing an additional three-shot foul.
- Scored eight points with a pair of 3-pointers as the first guard off the bench in the season opener vs. #13 Arizona.
- A talented scorer and explosive athlete, Klavzar will compete for a growing role this season.



CAREER STATS

				Field Goals		3-Point		F-Throws		Rebounds				Scoring							
SEASON	TEAM	GP-GS	MIN/AVG	FG-FGA	FG%	3FG-3FGA	3FG%	FT-FTA	FT%	OFF	DEF	TOT	AVG	PF-FO	A	TO	BLK	STL	PTS	AVG	
2024-25	UF	26-0	259/10.0	29-80	.363	17-50	.340	8-12	.667	2	14	16	0.6	24-0	21	14	0	6	83	3.2	
2025-26	UF	17-0	359/21.1	47-116	.405	32-89	.360	34-36	.944	6	17	23	1.4	21-0	19	20	1	7	160	9.4	
TOTAL		43-0	618/14.4	76-196	.388	49-139	.353	42-48	.875	8	31	39	0.9	45-0	40	34	1	13	243	5.7	

SEC STATS

	GP-GS	Min	Avg	FG-FGA	Pct	3FG-3A	Pct	FT-FTA	Pct	OR	DR	Reb	Avg	PF	FO	Ast	TO	Blk	Stl	Pts	Avg
KLAVZAR, Urban	4-0	90:09	22.5	13-27	.481	8-22	.364	10-10	1.000	1	2	3	0.8	7	0	3	7	0	3	44	11.0

GAME-BY-GAME STATS

Opponent	Date	GS	MIN	Total		3-Pointers		Free throws		Rebounds				PF	A	TO	BLK	STL	PTS	AVG
				FG-FGA	PCT	3FG-3FGA	PCT	FT-FTA	PCT	OFF	DEF	TOT	AVG							
vs Arizona	11/03/2025		18:06	3-8	.375	2-6	.333	0-0	.000	1	0	1	1.0	1	0	2	0	1	8	8.0
North Florida	11/06/2025		10:47	0-5	.000	0-4	.000	0-0	.000	0	1	1	1.0	0	0	1	0	0	0	4.0
Florida St.	11/11/2025		17:47	2-5	.400	1-4	.250	2-2	1.000	0	0	0	0.7	1	1	1	0	0	7	5.0
vs Miami (FL)	11/16/2025		25:56	4-8	.500	4-7	.571	3-3	1.000	1	2	3	1.3	1	2	1	0	0	15	7.5
Merrimack	11/21/2025		21:26	2-6	.333	2-6	.333	0-0	.000	0	3	3	1.6	1	3	1	0	0	6	7.2
vs TCU	11/27/2025		28:59	5-8	.625	4-7	.571	6-6	1.000	1	1	2	1.7	3	1	1	0	0	20	9.3
vs Providence	11/28/2025		30:09	5-12	.417	3-8	.375	5-5	1.000	0	1	1	1.6	2	1	0	0	0	18	10.6
at Duke	12/02/2025		26:06	2-9	.222	2-7	.286	0-0	.000	1	0	1	1.5	2	2	0	0	2	6	10.0
vs UConn	12/09/2025		17:33	1-3	.333	0-0	.000	1-2	.500	0	0	0	1.3	2	2	0	0	0	3	9.2
vs George Washington	12/13/2025		16:01	0-5	.000	0-4	.000	2-2	1.000	0	1	1	1.3	1	1	0	0	0	2	8.5
Saint Francis	12/17/2025		22:46	3-7	.429	2-5	.400	3-4	.750	1	1	2	1.4	0	2	4	1	0	11	8.7
Colgate	12/21/2025		14:54	3-6	.500	2-5	.400	0-0	.000	0	0	0	1.3	0	1	1	0	1	8	8.7
Dartmouth	12/29/2025		18:08	4-7	.571	2-4	.500	2-2	1.000	0	5	5	1.5	0	0	1	0	0	12	8.9
at Missouri	01/03/2026		09:56	2-4	.500	1-3	.333	0-0	.000	1	0	1	1.5	2	0	2	0	1	5	8.6
Georgia	01/06/2026		24:53	3-7	.429	3-7	.429	2-2	1.000	0	1	1	1.5	2	2	2	0	1	11	8.8
Tennessee	01/10/2026		28:09	4-10	.400	3-9	.333	4-4	1.000	0	0	0	1.4	1	0	2	0	0	15	9.2
at Oklahoma	01/13/2026		27:11	4-6	.667	1-3	.333	4-4	1.000	0	1	1	1.4	2	1	1	0	1	13	9.4
Totals		0	358:47	47-116	.405	32-89	.360	34-36	.944	6	17	23	1.4	21	19	20	1	7	160	9.4

Player Averages

Games Played	Minutes/ game	Points/ game	FG Pct	3FG Pct	FT Pct	Rebounds/ game	Assists/ game	Turnovers/ game	Assist/Turnover ratio	Steals/ game	Blocks/ game
17	21.1	9.4	40.5	36.0	94.4	1.4	1.1	1.2	1.0	0.4	0.1

MISCELLANEOUS STATS

	24-25	25-26	Total
Led UF in Scoring	0	1	1
Led UF in Rebounds	0	0	0
Led UF in Assists	0	2	2
10+ Points	1	8	9
20+ Points	0	1	1
10+ Rebounds	0	0	0
Double-Doubles	0	0	0
Dunks	0	1	1
Off. Fouls Drawn	1	9	10
Three-Point Plays	0-1	0-0	0-1

GAME HIGHS

Points	2025-26/Career	20, vs. TCU (11/27/25)
Rebounds	2025-26/Career	5, vs. Dartmouth (12/29/25)
Field Goals	2025-26/Career	5, 2x, last vs. Providence (11/28/25)
Field Goal Attempts	2025-26/Career	12, vs. Providence (11/28/25)
3-Point Field Goals	2025-26/Career	4, 2x, last vs. TCU (11/27/25)
3-Point FG Attempts	2025-26/Career	9, vs. Tennessee (1/10/26)
Free Throws	2025-26/Career	6, vs. TCU (11/27/25)
Free Throw Attempts	2025-26/Career	6, vs. TCU (11/27/25)
Assists	2025-26	3, vs. Merrimack (11/21/25)
	Career	3, 3x, last vs. Merrimack (11/21/25)
Steals	2025-26/Career	2, at Duke (12/2/25)
Blocked Shots	2025-26/Career	1, vs. St. Francis (12/17/25)
Minutes Played	2025-26/Career	30, vs. Providence (11/28/25)

#8 Alex Kovatchev


R-SOPHOMORE | G | 6-5 | 195 | PERTH, AUSTRALIA | SACRAMENTO STATE

OVERVIEW

- Transferred to Florida in 2025 after he scored 198 points in 37 appearances with 16 starts during his time at Sacramento State, averaging 5.4 points and 3.8 rebounds in his career.
- Played 33 games as a freshman in 2023-24 and Sacramento State's first four games in 2024-25 before being sidelined with injury for the rest of the season.
- Spent time competing at The Basketball Australia Centre of Excellence, where he played alongside Alex Condon.

2025-26 HIGHLIGHTS

- Played his first significant minutes of the season vs. Colgate, posting a +16 differential in 11 minutes of action.
- Scored his first points as a Gator on a 3-pointer vs. St. Francis.
- Made his Florida debut vs. North Florida.
- A developmental prospect who will be a significant contributor in practice and compete for the opportunity to appear in games.



CAREER STATS

				Field Goals		3-Point		F-Throws		Rebounds											Scoring	
SEASON	TEAM	GP-GS	MIN/AVG	FG-FGA	FG%	3FG-3FGA	3FG%	FT-FTA	FT%	OFF	DEF	TOT	AVG	PF-FO	A	TO	BLK	STL	PTS	AVG		
2023-24	SacSt	33-12	753/22.8	59-172	.343	32-112	.286	14-26	.538	33	88	121	3.7	45-0	38	41	6	19	164	5.0		
2024-25	SacSt	4-4	101/25.2	13-33	.394	6-21	.286	2-3	.667	5	15	20	5.0	6-0	1	5	0	3	34	8.5		
2025-26	UF	5-0	29/5.7	1-6	.167	1-5	.200	0-0	.000	1	3	4	0.8	1-0	1	1	1	1	3	0.6		
TOTAL FOR UF		5-0	29/5.7	1-6	.167	1-5	.200	0-0	.000	1	3	4	0.8	1-0	1	1	1	1	3	0.6		
TOTAL		42-16	882/21.0	73-211	.346	39-138	.283	16-29	.552	39	106	145	3.5	52-0	40	47	7	23	201	4.8		

GAME-BY-GAME STATS

Opponent	Date	GS	MIN	Total		3-Pointers		Free throws		Rebounds				PF	A	TO	BLK	STL	PTS	AVG
				FG-FGA	PCT	3FG-3FGA	PCT	FT-FTA	PCT	OFF	DEF	TOT	AVG							
North Florida	11/06/2025		01:36	0-0	.000	0-0	.000	0-0	.000	0	0	0	0.0	0	0	0	0	0	0.0	
Merrimack	11/21/2025		02:26	0-0	.000	0-0	.000	0-0	.000	0	0	0	0.0	0	0	0	0	0	0.0	
Saint Francis	12/17/2025		03:45	1-1	1.000	1-1	1.000	0-0	.000	0	1	1	0.3	0	1	0	0	3	1.0	
Colgate	12/21/2025		11:14	0-2	.000	0-1	.000	0-0	.000	1	2	3	1.0	1	0	0	0	0	0.8	
Dartmouth	12/29/2025		09:41	0-3	.000	0-3	.000	0-0	.000	0	0	0	0.8	0	0	1	1	1	0	0.6
Totals		0	28:41	1-6	.167	1-5	.200	0-0	.000	1	3	4	0.8	1	1	1	1	3	0.6	

Player Averages

Games Played	Minutes/ game	Points/ game	FG Pct	3FG Pct	FT Pct	Rebounds/ game	Assists/ game	Turnovers/ game	Assist/Turnover ratio	Steals/ game	Blocks/ game
5	5.7	0.6	16.7	20.0	0.0	0.8	0.2	0.2	1.0	0.2	0.2

MISCELLANEOUS STATS

	25-26	Total
Led UF in Scoring	0	0
Led UF in Rebounds	0	0
Led UF in Assists	0	0
10+ Points	0	0
20+ Points	0	0
10+ Rebounds	0	0
Double-Doubles	0	0
Dunks	0	0
Off. Fouls Drawn	0	0
Three-Point Plays	0-0	0-0

GAME HIGHS

Points	
2025-26/UF	3, vs. St. Francis (12/17/25)
Career	15, vs. Pacific Union (11/14/23)
Rebounds	
2025-26/UF	3, vs. Colgate (12/21/25)
Career	9, at Montana State (11/26/23)
Field Goals	
2025-26/UF	1, vs. St. Francis (12/17/25)
Career	6, vs. Pacific Union (11/14/23)
Field Goal Attempts	
2025-26/UF	3, vs. Dartmouth (12/29/25)
Career	13, vs. Pacific Union (11/14/23)
3-Point Field Goals	
2025-26/UF	1, vs. St. Francis (12/17/25)
Career	3, 4x, last vs. UCSD (11/12/24)
3-Point FG Attempts	
2025-26/UF	3, vs. Dartmouth (12/29/25)
Career	8, vs. Pacific Union (11/14/23)
Free Throws	
2025-26/UF	---
Career	4, at Tulane (11/17/23)
Free Throw Attempts	
2025-26/UF	---
Career	6, at Tulane (11/17/23)
Assists	
2025-26/UF	1, vs. St. Francis (12/17/25)
Career	3, at Nevada (11/7/23)
Steals	
2025-26/UF	1, vs. Dartmouth (12/29/25)
Career	2, vs. Northern Colorado (2/17/24)
Blocked Shots	
2025-26/UF	1, vs. Dartmouth (12/29/25)
Career	2, vs. Bethesda (12/21/23)
Minutes Played	
2025-26/UF	11, vs. Colgate (12/21/25)
Career	25, vs. UC San Diego (11/12/24)

#9 Rueben Chinyelu

JUNIOR | C | 6-10 | 265 | ENUGWU-AGIDI, NIGERIA | WASHINGTON STATE

OVERVIEW

- A stalwart in the middle with the physicality to wear down opponents, Chinyelu started all 40 games for the Gators’ 2025 national championship team, averaging 6.0 points and 6.6 rebounds with a .599 field goal percentage and 34 blocked shots.
- Posted four double-doubles his first season as a Gator and led the Gators in rebounds 12 times and scoring twice.
- Totaled 165 points, 174 rebounds and 45 blocked shots in 35 appearances with 12 starts during his freshman season at Washington State.
- Attended the NBA Academy Africa and competed in the 2022 NBA Academy Games, where he led NBA Academy Africa to a first-place finish.

2025-26 HIGHLIGHTS

- Matched a career high with 19 points to go along with 12 rebounds in the win at Oklahoma.

- Posted a massive 17-point, 16-rebound performances in the win vs. Tennessee. He became the first Gator since Udonis Haslem (1/19/02 vs. Georgia) to post a 15/15 double-double against a ranked SEC opponent, just the fifth this century vs. any top-25 team (also joining Colin Castleton, Alex Tyus, Joakim Noah).
- Snagged a game-high 14 rebounds at #4 Duke.
- Had 13 points and 10 rebounds for a double-double in the win vs. Providence.
- Had a monster performance with 14 points and 21 rebounds vs. Merrimack. His 21 boards set UF's shot clock era record and tied the O'Dome record. It was the most rebounds by a Gator since Eugene McDowell's 21 vs. Georgia on Jan. 6, 1982.
- Posted back-to-back double-doubles against UF's in-state rivals, going for 10 points and a career-high 16 rebounds vs. Florida State followed by 16 points and 10 rebounds vs. Miami.



CAREER STATS

				Field Goals		3-Point		F-Throws		Rebounds											Scoring	
SEASON	TEAM	GP-GS	MIN	AVG	FG-FGA	FG%	3FG-3FGA	3FG%	FT-FTA	FT%	OFF	DEF	TOT	AVG	PF-FO	A	TO	BLK	STL	PTS	AVG	
2023-24	WSU	35-12	483	13.8	71-115	.617	0-0	.000	23-47	.489	66	108	174	5.0	76-1	5	37	45	7	165	4.7	
2024-25	UF	40-40	761	19.0	103-172	.599	0-0	.000	32-55	.582	93	169	262	6.6	113-6	26	38	34	20	238	6.0	
2025-26	UF	17-17	409	24.0	78-124	.629	0-1	.000	37-55	.673	67	115	182	10.7	55-3	8	23	15	12	193	11.4	
TOTAL FOR UF		57-57	1170	20.5	181-296	.611	0-1	.000	69-110	.627	160	284	444	7.8	168-9	34	61	49	32	431	7.6	
TOTAL		92-69	1653	18.0	252-411	.613	0-1	.000	92-157	.586	226	392	618	6.7	244-10	39	98	94	39	596	6.5	

SEC STATS

	GP-GS	Min	Avg	FG-FGA	Pct	3FG-3A	Pct	FT-FTA	Pct	OR	DR	Reb	Avg	PF	FO	Ast	TO	Blk	Stl	Pts	Avg
CHINYELU, Rueben	4-4	100:55	25.2	23-35	.657	0-0	.000	8-9	.889	13	27	40	10.0	12	1	3	4	3	2	54	13.5

GAME-BY-GAME STATS

Opponent	Date	GS	MIN	Total		3-Pointers		Free throws		Rebounds				PF	A	TO	BLK	STL	PTS	AVG	
				FG-FGA	PCT	3FG-3FGA	PCT	FT-FTA	PCT	OFF	DEF	TOT	AVG								
vs Arizona	11/03/2025	*	17:20	2-6	.333	0-0	.000	0-0	.000	0	1	1	1.0	5	0	0	0	0	4	4.0	
North Florida	11/06/2025	*	19:23	4-5	.800	0-0	.000	0-0	.000	4	5	9	5.0	3	2	2	0	0	8	6.0	
Florida St.	11/11/2025	*	24:25	5-12	.417	0-0	.000	0-0	.000	7	9	16	8.7	3	1	2	2	0	10	7.3	
vs Miami (FL)	11/16/2025	*	26:17	7-10	.700	0-0	.000	2-3	.667	4	6	10	9.0	5	1	1	2	1	16	9.5	
Merrimack	11/21/2025	*	27:11	5-8	.625	0-0	.000	4-6	.667	6	15	21	11.4	2	0	2	1	2	14	10.4	
vs TCU	11/27/2025	*	27:31	5-6	.833	0-0	.000	3-4	.750	4	5	9	11.0	4	0	4	0	0	13	10.8	
vs Providence	11/28/2025	*	25:24	4-7	.571	0-0	.000	5-7	.714	2	8	10	10.9	4	1	3	1	0	13	11.1	
at Duke	12/02/2025	*	28:01	2-4	.500	0-0	.000	0-0	.000	4	10	14	11.3	3	0	1	0	0	4	10.3	
vs UConn	12/09/2025	*	26:11	4-8	.500	0-0	.000	0-4	.000	4	7	11	11.2	3	0	1	2	1	8	10.0	
vs George Washington	12/13/2025	*	25:29	3-4	.750	0-1	.000	2-5	.400	1	5	6	10.7	3	0	1	1	4	8	9.8	
Saint Francis	12/17/2025	*	20:25	5-5	1.000	0-0	.000	2-2	1.000	4	7	11	10.7	1	0	0	1	1	12	10.0	
Colgate	12/21/2025	*	18:17	6-8	.750	0-0	.000	4-6	.667	7	5	12	10.8	4	0	1	0	1	16	10.5	
Dartmouth	12/29/2025	*	21:53	3-6	.500	0-0	.000	7-9	.778	7	5	12	10.9	3	0	1	2	0	13	10.7	
at Missouri	01/03/2026	*	29:38	3-4	.750	0-0	.000	2-2	1.000	2	6	8	10.7	4	2	1	1	0	8	10.5	
Georgia	01/06/2026	*	19:41	5-8	.625	0-0	.000	0-1	.000	1	3	4	10.3	1	0	0	1	0	10	10.5	
Tennessee	01/10/2026	*	24:50	8-12	.667	0-0	.000	1-1	1.000	4	12	16	10.6	5	1	2	0	2	17	10.9	
at Oklahoma	01/13/2026	*	26:46	7-11	.636	0-0	.000	5-5	1.000	6	6	12	10.7	2	0	1	1	0	19	11.4	
Totals			17	408:42	78-124	.629	0-1	.000	37-55	.673	67	115	182	10.7	55	8	23	15	12	193	11.4

Player Averages

Games Played	Minutes/game	Points/game	FG Pct	3FG Pct	FT Pct	Rebounds/game	Assists/game	Turnovers/game	Assist/Turnover ratio	Steals/game	Blocks/game
17	24.0	11.4	62.9	0.0	67.3	10.7	0.5	1.4	0.3	0.7	0.9

MISCELLANEOUS STATS

	24-25	25-26	Total
Led UF in Scoring	2	0	2
Led UF in Rebounds	12	12	24
Led UF in Assists	0	0	0
10+ Points	10	11	21
20+ Points	0	0	0
10+ Rebounds	6	11	17
Double-Doubles	4	9	13
Dunks	26	23	49
Off. Fouls Drawn	1	0	1
Three-Point Plays	2-5	4-4	6-9

GAME HIGHS

Points	
2025-26	19, at Oklahoma (1/13/26)
UF/Career	19, 2x, last at Oklahoma (1/13/26)

Rebounds	
2025-26/UF/Car.	21, vs. Merrimack (11/21/25)

Field Goals	
2025-26	8, vs. Tennessee (1/10/26)
UF/Career	8, 2x, last vs. Tennessee (1/10/26)

Field Goal Attempts	
2025-26	12, 2x, last vs. Tennessee (1/10/26)
UF/Career	14, at LSU (2/22/25)

3-Point Field Goals	
2025-26/UF/Car.	---

3-Point FG Attempts	
2025-26/UF/Car.	1, vs. GW (12/13/25)

Free Throws	
2025-26/UF/Car.	7, vs. Dartmouth (12/29/25)

Free Throw Attempts	
2025-26/UF/Car.	9, vs. Dartmouth (12/29/25)

Assists	
2025-26	2, 2x, last at Missouri (1/3/26)
UF/Career	4, vs. Wichita St. (11/29/24)

Steals	
2025-26/UF/Car.	4, vs. GW (12/13/25)

Blocked Shots	
2025-26	2, 4x, last vs. Dartmouth (12/29/25)
UF/Career	4, vs. Wichita St. (11/29/24)

Minutes Played	
2025-26	30, at Missouri (1/3/26)
UF/Career	30, 2x, last at Missouri (1/13/26)

#10 Thomas Haugh

JUNIOR | F | 6-9 | 215 | NEW OXFORD, PA. | PERKIOMEN SCHOOL

OVERVIEW

- Totaled 531 points and 377 rebounds over his first two seasons at Florida, serving as the Gators’ sixth man on its 2025 national championship team.
- The only player on Florida’s national championship team to score in all 40 games.
- Had a massive showing in the Gators’ Elite Eight win vs. #9 Texas Tech, posting 20 points and 11 rebounds and shot 4-for-6 from 3-point range. Haugh hit a pair of 3-pointers inside the final 3:00 that helped the Gators claw back from a nine-point deficit to within three.
- Had 13 double-figure scoring games over the final 18 of his sophomore season after posting eight in his first 58 career games.

2025-26 HIGHLIGHTS

- Nabbed a career-high five steals to go along with 13 points in the win vs.

#21 Tennessee.

- Stuffed the stat sheet in the win vs. #18 Georgia with 21 points, 12 rebounds, five assists, four blocked shots and three steals.
- Tallied 24 points on 9-for-15 shooting at #4 Duke with a pair of 3-pointers and six rebounds.
- Posted 16 points and 12 rebounds for a double-double vs. Providence, along with a team-leading five assists.
- Earned his first career SEC Player of the Week honors with a double-double vs. Florida State (20 points, 13 rebounds) and a big 17-point, nine-rebound outing vs. Miami.
- Exploded for 27 points in the season opener vs. #13 Arizona, including a 12-for-14 performance from the free throw line.



CAREER STATS

		Field Goals				3-Point		F-Throws		Rebounds			Scoring							
SEASON	TEAM	GP-GS	MIN/AVG	FG-FGA	FG%	3FG-3FGA	3FG%	FT-FTA	FT%	OFF	DEF	TOT	AVG	PF-FO	A	TO	BLK	STL	PTS	AVG
2023-24	UF	36-2	530/14.7	54-120	.450	12-47	.255	21-46	.457	47	85	132	3.7	70-1	23	15	25	11	141	3.9
2024-25	UF	40-5	975/24.4	116-239	.485	35-103	.340	123-155	.794	93	152	245	6.1	95-1	86	42	30	31	390	9.8
2025-26	UF	17-17	577/33.9	98-205	.478	31-90	.344	69-92	.750	39	73	112	6.6	38-0	37	31	14	17	296	17.4
TOTAL		93-24	2082/22.4	268-564	.475	78-240	.325	213-293	.727	179	310	489	5.3	203-2	146	88	69	59	827	8.9

SEC STATS

	GP-GS	Min	Avg	FG-FGA	Pct	3FG-3A	Pct	FT-FTA	Pct	OR	DR	Reb	Avg	PF	FO	Ast	TO	Blk	Stl	Pts	Avg
HAUGH, Thomas	4-4	145:57	36.5	27-55	.491	8-21	.381	17-20	.850	10	19	29	7.3	11	0	8	3	4	10	79	19.8

GAME-BY-GAME STATS

Opponent	Date	GS	MIN	Total		3-Pointers		Free throws		Rebounds				PF	A	TO	BLK	STL	PTS	AVG	
				FG-FGA	PCT	3FG-3FGA	PCT	FT-FTA	PCT	OFF	DEF	TOT	AVG								
vs Arizona	11/03/2025	*	38:24	7-13	.538	1-4	.250	12-14	.857	2	2	4	4.0	3	2	3	1	2	27	27.0	
North Florida	11/06/2025	*	26:29	4-9	.444	2-6	.333	2-4	.500	2	6	8	6.0	2	4	3	0	1	12	19.5	
Florida St.	11/11/2025	*	38:02	7-15	.467	2-6	.333	4-7	.571	4	9	13	8.3	2	3	2	2	0	20	19.7	
vs Miami (FL)	11/16/2025	*	36:38	5-12	.417	3-6	.500	4-7	.571	2	7	9	8.5	1	3	2	1	1	17	19.0	
Merrimack	11/21/2025	*	30:13	5-10	.500	0-4	.000	3-4	.750	2	2	4	7.6	2	2	1	0	0	13	17.8	
vs TCU	11/27/2025	*	36:04	7-16	.438	3-8	.375	3-4	.750	1	4	5	7.2	4	2	5	1	1	20	18.2	
vs Providence	11/28/2025	*	34:19	3-9	.333	1-5	.200	9-11	.818	6	6	12	7.9	4	5	2	1	1	16	17.9	
at Duke	12/02/2025	*	39:35	9-15	.600	2-5	.400	4-4	1.000	2	4	6	7.6	3	1	2	1	1	24	18.6	
vs UConn	12/09/2025	*	37:23	7-12	.583	3-5	.600	1-1	1.000	1	1	2	7.0	4	1	4	1	0	18	18.6	
vs George Washington	12/13/2025	*	35:37	8-15	.533	2-7	.286	1-2	.500	2	5	7	7.0	0	1	1	0	0	19	18.6	
Saint Francis	12/17/2025	*	24:34	1-5	.200	1-4	.250	2-2	1.000	1	2	3	6.6	0	4	2	0	0	5	17.4	
Colgate	12/21/2025	*	26:26	5-9	.556	2-5	.400	5-8	.625	1	1	2	6.3	1	0	0	1	0	17	17.3	
Dartmouth	12/29/2025	*	27:08	3-10	.300	1-4	.250	2-4	.500	3	5	8	6.4	1	1	1	1	0	9	16.7	
at Missouri	01/03/2026	*	38:34	9-20	.450	2-6	.333	4-5	.800	2	5	7	6.4	4	1	0	0	0	24	17.2	
Georgia	01/06/2026	*	36:11	8-15	.533	2-5	.400	3-4	.750	5	7	12	6.8	1	5	1	4	3	21	17.5	
Tennessee	01/10/2026	*	36:42	2-7	.286	1-5	.200	8-8	1.000	0	3	3	6.6	3	2	1	0	5	13	17.2	
at Oklahoma	01/13/2026	*	34:30	8-13	.615	3-5	.600	2-3	.667	3	4	7	6.6	3	0	1	0	2	21	17.4	
Totals			17	576:49	98-205	.478	31-90	.344	69-92	.750	39	73	112	6.6	38	37	31	14	17	296	17.4

Player Averages

Games Played	Minutes/game	Points/game	FG Pct	3FG Pct	FT Pct	Rebounds/game	Assists/game	Turnovers/game	Assist/Turnover ratio	Steals/game	Blocks/game
17	33.9	17.4	47.8	34.4	75.0	6.6	2.2	1.8	1.2	1.0	0.8

MISCELLANEOUS STATS

	23-24	24-25	25-26	Total
Led UF in Scoring	0	0	7	7
Led UF in Rebounds	5	8	2	15
Led UF in Assists	1	3	2	6
10+ Points	3	18	15	36
20+ Points	0	2	7	9
10+ Rebounds	2	4	3	9
Double-Doubles	0	4	3	7
Dunks	10	16	23	49
Off. Fouls Drawn	5	1	1	7
Three-Point Plays	4-4	8-11	4-4	16-19

GAME HIGHS

Points	2025-26/Career	27, vs. Arizona (11/3/25)
Rebounds	2025-26/Career	13, vs. Florida State (11/11/25)
Field Goals	2025-26/Career	9, 2x, last at Missouri (1/3/26)
Field Goal Attempts	2025-26/Career	20, at Missouri (1/3/26)
3-Point Field Goals	2025-26	3, 4x, last at Oklahoma (1/13/26)
	Career	4, vs. Texas Tech (3/29/25)
3-Point FG Attempts	2025-26/Career	8, vs. TCU (11/27/25)
Free Throws	2025-26/Career	12, vs. Arizona (11/3/25)
Free Throw Attempts	2025-26/Career	14, vs. Arizona (11/3/25)
Assists	2025-26	5, 2x, last vs. Georgia (1/6/25)
	Career	8, at Miss. State (2/11/25)
Steals	2025-26/Career	5, vs. Tennessee (1/10/26)
Blocked Shots	2025-26	4, vs. Georgia (1/6/25)
	Career	4, 2x, last vs. Georgia (1/6/25)
Minutes Played	2025-26/Career	40-, at Duke (12/2/25)

#11 CJ Ingram

FRESHMAN | G | 6-6 | 205 | HAWTHORNE, FLA. | MONTVERDE ACADEMY

OVERVIEW

- The 22nd-ranked prospect in his class by 247Sports, Ingram is a wing with great size who was a two-sport athlete also playing football until his senior year. Ingram was a top-75 recruit after his junior season but rocketed up to top-25 status over his final year at the high school level.
- Averaged 12.7 points, 7.0 rebounds, 2.5 assists and 1.7 steals per game as a senior, helping lead Montverde Academy to a 19-8 record. Ingram shot .504 from the field, including .572 from 2-point range.
- His father Cornelius was a national champion tight end on the Florida foot-ball team who also appeared in 19 basketball games in the 2004-05 season.

2025-26 HIGHLIGHTS

- Knocked down a 3-pointer and tallied four points in the win at Oklahoma.
- Scored five points in the win vs. Merrimack.
- Made his collegiate debut in the season opener vs. #13 Arizona, hitting a 3-pointer and adding a blocked shot.
- An all-around player who has seen his game grow since focusing on basket-ball, Ingram will compete for opportunities as a freshman.



CAREER STATS

				Field Goals		3-Point		F-Throws		Rebounds										Scoring	
SEASON	TEAM	GP-GS	MIN/AVG	FG-FGA	FG%	3FG-3FGA	3FG%	FT-FTA	FT%	OFF	DEF	TOT	AVG	PF-FO	A	TO	BLK	STL	PTS	AVG	
2025-26	UF	11-0	74/6.7	7-18	.389	4-10	.400	5-10	.500	6	1	7	0.6	9-0	6	7	2	2	23	2.1	
TOTAL		11-0	74/6.7	7-18	.389	4-10	.400	5-10	.500	6	1	7	0.6	9-0	6	7	2	2	23	2.1	

SEC STATS

	GP-GS	Min	Avg	FG-FGA	Pct	3FG-3A	Pct	FT-FTA	Pct	OR	DR	Reb	Avg	PF	FO	Ast	TO	Blk	Stl	Pts	Avg
INGRAM II, CJ	2-0	02:13	1.1	1-1	1.000	1-1	1.000	1-2	.500	0	0	0	0.0	0	0	0	0	0	0	4	2.0

GAME-BY-GAME STATS

Opponent	Date	GS	MIN	Total		3-Pointers		Free throws		Rebounds											
				FG-FGA	PCT	3FG-3FGA	PCT	FT-FTA	PCT	OFF	DEF	TOT	AVG	PF	A	TO	BLK	STL	PTS	AVG	
vs Arizona	11/03/2025		11:10	1-3	.333	1-3	.333	0-0	.000	0	0	0	0.0	1	1	1	1	0	3	3.0	
North Florida	11/06/2025		09:46	2-4	.500	0-1	.000	1-4	.250	2	0	2	1.0	1	1	1	0	2	5	4.0	
Florida St.	11/11/2025		01:13	0-1	.000	0-1	.000	0-0	.000	0	0	0	0.7	0	0	1	0	0	0	2.7	
Merrimack	11/21/2025		09:57	1-2	.500	1-1	1.000	2-2	1.000	0	0	0	0.5	1	0	1	0	0	5	3.3	
vs UConn	12/09/2025		09:40	0-1	.000	0-0	.000	1-2	.500	1	0	1	0.6	0	1	1	1	0	1	2.8	
vs George Washington	12/13/2025		06:17	0-1	.000	0-1	.000	0-0	.000	0	1	1	0.7	2	1	0	0	0	0	2.3	
Saint Francis	12/17/2025		12:15	1-3	.333	1-2	.500	0-0	.000	1	0	1	0.7	3	1	0	0	0	3	2.4	
Colgate	12/21/2025		04:04	0-0	.000	0-0	.000	0-0	.000	1	0	1	0.8	0	0	2	0	0	0	2.1	
Dartmouth	12/29/2025		07:07	1-2	.500	0-0	.000	0-0	.000	1	0	1	0.8	1	1	0	0	0	2	2.1	
at Missouri	01/03/2026		00:20	0-0	.000	0-0	.000	0-0	.000	0	0	0	0.7	0	0	0	0	0	0	1.9	
at Oklahoma	01/13/2026		01:53	1-1	1.000	1-1	1.000	1-2	.500	0	0	0	0.6	0	0	0	0	0	4	2.1	
Totals		0	73:42	7-18	.389	4-10	.400	5-10	.500	6	1	7	0.6	9	6	7	2	2	23	2.1	

Player Averages

Games Played	Minutes/ game	Points/ game	FG Pct	3FG Pct	FT Pct	Rebounds/ game	Assists/ game	Turnovers/ game	Assist/Turnover ratio	Steals/ game	Blocks/ game
11	6.7	2.1	38.9	40.0	50.0	0.6	0.5	0.6	0.9	0.2	0.2

MISCELLANEOUS STATS

	25-26	Total
Led UF in Scoring	0	0
Led UF in Rebounds	0	0
Led UF in Assists	0	0
10+ Points	0	0
20+ Points	0	0
10+ Rebounds	0	0
Double-Doubles	0	0
Dunks	1	1
Off. Fouls Drawn	0	0
Three-Point Plays	0-0	0-0

GAME HIGHS

Points	2025-26/Career	5, 2x, last vs. Merrimack (11/21/25)
Rebounds	2025-26/Career	2, vs. North Florida (11/6/25)
Field Goals	2025-26/Career	2, vs. North Florida (11/6/25)
Field Goal Attempts	2025-26/Career	4, vs. North Florida (11/6/25)
3-Point Field Goals	2025-26/Career	1, 4x, last at Oklahoma (11/13/26)
3-Point FG Attempts	2025-26/Career	3, vs. Arizona (11/3/25)
Free Throws	2025-26/Career	2, vs. Merrimack (11/21/25)
Free Throw Attempts	2025-26/Career	4, vs. North Florida (11/6/25)
Assists	2025-26/Career	1, 6x, last vs. Dartmouth (12/29/25)
Steals	2025-26/Career	2, vs. North Florida (11/6/25)
Blocked Shots	2025-26/Career	1, 2x, last vs. UConn (12/9/25)
Minutes Played	2025-26/Career	12, vs. St. Francis (12/17/25)

#12 Viktor Mikić

FRESHMAN | C | 6-11 | 260 | BEOGRAD, SERBIA | HAMILTON HEIGHTS (TENN.)

OVERVIEW

- Appeared in four games as a freshman, serving an important role on the scout team.
- A member of Florida's 2025 national championship team.
- Competed with Serbia at the 2025 FIBA U20 EuroBasket, averaging 10.0 points and 5.4 rebounds in a fourth-place finish with a 5-2 record. Posted a team-leading 16 points in a win vs. Iceland..

2025-26 HIGHLIGHTS

- Knocked down his first career 3-pointer vs. St. Francis, finishing with four points.
- Scored his first career points with four vs. North Florida.
- Played meaningful minutes in the win vs. Miami as the Gators' frontcourt battled foul trouble.
- Looks to compete for opportunities as part of Florida's deep championship frontcourt that returns intact.



CAREER STATS

				Field Goals		3-Point		F-Throws		Rebounds				Scoring						
SEASON	TEAM	GP-GS	MIN/AVG	FG-FGA	FG%	3FG-3FGA	3FG%	FT-FTA	FT%	OFF	DEF	TOT	AVG	PF-FO	A	TO	BLK	STL	PTS	AVG
2024-25	UF	4-0	6/1.6	0-1	.000	0-0	.000	0-0	.000	0	2	2	0.5	4-0	0	0	0	1	0	0.0
2025-26	UF	8-0	26/3.3	4-12	.333	1-1	1.000	1-4	.250	6	2	8	1.0	8-0	3	3	1	0	10	1.3
TOTAL		12-0	33/2.7	4-13	.308	1-1	1.000	1-4	.250	6	4	10	0.8	12-0	3	3	1	1	10	0.8

SEC STATS

	GP-GS	Min	Avg	FG-FGA	Pct	3FG-3A	Pct	FT-FTA	Pct	OR	DR	Reb	Avg	PF	FO	Ast	TO	Blk	Stl	Pts	Avg
MIKIC, Viktor	1-0	00:32	0.5	0-0	.000	0-0	.000	0-0	.000	0	0	0	0.0	1	0	0	0	0	0	0	0.0

GAME-BY-GAME STATS

Opponent	Date	GS	MIN	Total		3-Pointers		Free throws		Rebounds				PF	A	TO	BLK	STL	PTS	AVG
				FG-FGA	PCT	3FG-3FGA	PCT	FT-FTA	PCT	OFF	DEF	TOT	AVG							
North Florida	11/06/2025		05:12	2-3	.667	0-0	.000	0-0	.000	1	1	2	2.0	0	2	0	1	0	4	4.0
vs Miami (FL)	11/16/2025		02:42	0-1	.000	0-0	.000	0-2	.000	1	0	1	1.5	2	0	0	0	0	0	2.0
Merrimack	11/21/2025		04:47	1-5	.200	0-0	.000	0-0	.000	2	1	3	2.0	1	0	0	0	0	2	2.0
vs Providence	11/28/2025		02:58	0-0	.000	0-0	.000	0-0	.000	0	0	0	1.5	0	1	0	0	0	0	1.5
Saint Francis	12/17/2025		04:12	1-2	.500	1-1	1.000	1-2	.500	1	0	1	1.4	0	0	0	0	0	4	2.0
Colgate	12/21/2025		03:24	0-1	.000	0-0	.000	0-0	.000	1	0	1	1.3	2	0	3	0	0	0	1.7
Dartmouth	12/29/2025		02:19	0-0	.000	0-0	.000	0-0	.000	0	0	0	1.1	2	0	0	0	0	0	1.4
at Oklahoma	01/13/2026		00:32	0-0	.000	0-0	.000	0-0	.000	0	0	0	1.0	1	0	0	0	0	0	1.3
Totals			0 26:05	4-12	.333	1-1	1.000	1-4	.250	6	2	8	1.0	8	3	3	1	0	10	1.3

Player Averages

Games Played	Minutes/ game	Points/ game	FG Pct	3FG Pct	FT Pct	Rebounds/ game	Assists/ game	Turnovers/ game	Assist/Turnover ratio	Steals/ game	Blocks/ game
8	3.3	1.3	33.3	100.0	25.0	1.0	0.4	0.4	1.0	0.0	0.1

MISCELLANEOUS STATS

	24-25	25-26	Total
Led UF in Scoring	0	0	0
Led UF in Rebounds	0	0	0
Led UF in Assists	0	0	0
10+ Points	0	0	0
20+ Points	0	0	0
10+ Rebounds	0	0	0
Double-Doubles	0	0	0
Dunks	0	0	0
Off. Fouls Drawn	0	0	0
Three-Point Plays	0-0	0-0	0-0

GAME HIGHS

Points	2025-26/Career	4, 2x, last vs. St. Francis (12/17/25)
Rebounds	2025-26/Career	3, vs. Merrimack (11/21/25)
Field Goals	2025-26/Career	2, vs. North Florida (11/6/25)
Field Goal Attempts	2025-26/Career	5, vs. Merrimack (11/21/25)
3-Point Field Goals	2025-26/Career	1, vs. St. Francis (12/17/25)
3-Point FG Attempts	2025-26/Career	1, vs. St. Francis (12/17/25)
Free Throws	2025-26/Career	1, vs. St. Francis (12/17/25)
Free Throw Attempts	2025-26/Career	2, 2x, last vs. St. Francis (12/17/25)
Assists	2025-26/Career	2, vs. North Florida (11/6/25)
Steals	2025-26	---
	Career	1, vs. Southern Illinois (11/22/24)
Blocked Shots	2025-26/Career	1, vs. North Florida (11/6/25)
Minutes Played	2025-26/Career	5, 2x, last vs. Merrimack (11/21/25)

#20 Isaiah Brown

SOPH. | G | 6-4 | 210 | ORLANDO, FLA. | ORLANDO CHRISTIAN PREP

OVERVIEW

- Scored 36 points in 19 appearances during his freshman campaign as a member of the 2025 national championship team.
- A winner and a leader with an infectious personality that unites his teams.
- Brings great size and scoring ability to the perimeter.
- Helped Orlando Christian Prep to a 25-4 record as a junior while averaging 18.6 points per game, then led OCP to a state runner-up finish his senior season.
- Represented Puerto Rico at the 2024 FIBA U18 AmeriCup, averaging 8.7 points, 4.5 rebounds and 1.2 assists in five appearances.

2025-26 HIGHLIGHTS

- Tallied nine points and six rebounds in the win vs. #18 Georgia.
- Had a pair of 3-pointers and two blocked shots in the win vs. Merrimack.
- Posted nine points and eight rebounds in the win vs. North Florida.
- Looks to compete for an expanded role after a promising summer and a freshman season focusing on learning and development for the national champions.



CAREER STATS

				Field Goals		3-Point		F-Throws		Rebounds								Scoring			
SEASON	TEAM	GP-GS	MIN	AVG	FG-FGA	FG%	3FG-3FGA	3FG%	FT-FTA	FT%	OFF	DEF	TOT	AVG	PF-FO	A	TO	BLK	STL	PTS	AVG
2024-25	UF	19-0	73	3.9	13-25	.520	3-8	.375	7-16	.438	6	12	18	0.9	11-0	1	3	1	3	36	1.9
2025-26	UF	15-0	153	10.2	22-51	.431	4-19	.211	14-20	.700	13	23	36	2.4	21-0	7	6	5	4	62	4.1
TOTAL		34-0	226	6.6	35-76	.461	7-27	.259	21-36	.583	19	35	54	1.6	32-0	8	9	6	7	98	2.9

SEC STATS

	GP-GS	Min	Avg	FG-FGA	Pct	3FG-3A	Pct	FT-FTA	Pct	OR	DR	Reb	Avg	PF	FO	Asst	TO	Blk	Stl	Pts	Avg
BROWN, Isaiah	4-0	44:44	11.2	6-15	.400	0-5	.000	5-7	.714	4	6	10	2.5	5	0	1	1	1	1	17	4.3

GAME-BY-GAME STATS

Opponent	Date	GS	MIN	Total		3-Pointers		Free throws		Rebounds				PF	A	TO	BLK	STL	PTS	AVG	
				FG-FGA	PCT	3FG-3FGA	PCT	FT-FTA	PCT	OFF	DEF	TOT	AVG								
vs Arizona	11/03/2025		00:04	0-0	.000	0-0	.000	0-0	.000	0	0	0	0.0	0	0	0	0	0	0.0		
North Florida	11/06/2025		11:08	4-11	.364	1-3	.333	0-0	.000	4	4	8	4.0	3	0	0	0	1	9	4.0	
Florida St.	11/11/2025		05:47	0-1	.000	0-1	.000	1-2	.500	0	2	2	3.3	0	1	1	0	0	1	3.3	
vs Miami (FL)	11/16/2025		18:59	0-1	.000	0-1	.000	2-2	1.000	0	2	2	3.0	2	1	2	2	0	2	3.0	
Merrimack	11/21/2025		16:16	2-5	.400	2-3	.667	0-0	.000	1	2	3	3.0	1	1	1	2	0	6	3.6	
vs TCU	11/27/2025		07:11	0-2	.000	0-2	.000	0-0	.000	0	0	0	2.5	1	1	0	0	0	0	3.0	
vs Providence	11/28/2025		11:48	3-3	1.000	0-0	.000	0-0	.000	0	2	2	2.4	4	0	0	0	1	6	3.4	
vs George Washington	12/13/2025		03:41	1-1	1.000	0-0	.000	2-2	1.000	1	2	3	2.5	1	0	0	0	0	4	3.5	
Saint Francis	12/17/2025		15:03	3-6	.500	1-4	.250	2-4	.500	1	0	1	2.3	2	1	0	0	1	9	4.1	
Colgate	12/21/2025		09:49	1-3	.333	0-0	.000	0-0	.000	1	2	3	2.4	0	0	0	0	0	2	3.9	
Dartmouth	12/29/2025		08:03	2-3	.667	0-0	.000	2-3	.667	1	1	2	2.4	2	1	1	0	0	6	4.1	
at Missouri	01/03/2026		09:42	1-3	.333	0-1	.000	0-0	.000	1	2	3	2.4	2	0	0	1	1	2	3.9	
Georgia	01/06/2026		13:25	3-9	.333	0-3	.000	3-4	.750	3	3	6	2.7	1	0	1	0	0	9	4.3	
Tennessee	01/10/2026		11:03	1-1	1.000	0-0	.000	0-1	.000	0	1	1	2.6	1	0	0	0	0	2	4.1	
at Oklahoma	01/13/2026		10:35	1-2	.500	0-1	.000	2-2	1.000	0	0	0	2.4	1	1	0	0	0	4	4.1	
Totals			0	152:34	22-51	.431	4-19	.211	14-20	.700	13	23	36	2.4	21	7	6	5	4	62	4.1

Player Averages

Games Played	Minutes/ game	Points/ game	FG Pct	3FG Pct	FT Pct	Rebounds/ game	Assists/ game	Turnovers/ game	Assist/Turnover ratio	Steals/ game	Blocks/ game
15	10.2	4.1	43.1	21.1	70.0	2.4	0.5	0.4	1.2	0.3	0.3

MISCELLANEOUS STATS

	24-25	25-26	Total
Led UF in Scoring	0	0	0
Led UF in Rebounds	0	0	0
Led UF in Assists	0	0	0
10+ Points	0	0	0
20+ Points	0	0	0
10+ Rebounds	0	0	0
Double-Doubles	0	0	0
Dunks	4	8	12
Off. Fouls Drawn	1	0	1
Three-Point Plays	0-1	0-1	0-2

GAME HIGHS

Points	
2025-26	9, 3x, last vs. Georgia (1/6/25)
Career	9, 4x, last vs. Georgia (1/6/25)

Rebounds	
2025-26/Career	8, vs. North Florida (11/6/25)

Field Goals	
2025-26/Career	4, vs. North Florida (11/6/25)

Field Goal Attempts	
2025-26/Career	11, vs. North Florida (11/6/25)

3-Point Field Goals	
2025-26	2, vs. Merrimack (11/21/25)
Career	2, 2x, last vs. Merrimack (11/21/25)

3-Point FG Attempts	
2025-26/Career	4, vs. St. Francis (12/17/25)

Free Throws	
2025-26	3, vs. Georgia (1/6/25)
Career	3, 2x, last vs. Georgia (1/6/25)

Free Throw Attempts	
2025-26	4, 2x, last vs. Georgia (1/6/25)
Career	4, 4x, last vs. Georgia (1/6/25)

Assists	
2025-26	1, 7x, last at Oklahoma (1/13/26)
Career	1, 8x, last at Oklahoma (1/13/26)

Steals	
2025-26	1, 4x, last at Missouri (1/3/26)
Career	1, 7x, last at Missouri (1/3/26)

Blocked Shots	
2025-26/Career	2, 2x, last vs. Merrimack (11/21/25)

Minutes Played	
2025-26/Career	19, vs. Miami (11/16/25)

#21 Alex Condon

JUNIOR | F/C | 6-11 | 236 | PERTH, AUSTRALIA | NBA GLOBAL ACADEMY

OVERVIEW

- Totalled 668 points and 508 rebounds over his first two seasons at Florida, moving into the starting lineup as a sophomore for the Gators' national championship team last season.
- Earned SEC honors both seasons, named All-SEC as a sophomore and SEC All-Freshman his first season.
- Posted seven double-doubles as a sophomore, and his 103 offensive rebounds marked the third-most in a season in Florida history.
- Claimed three SEC Player of the Week honors in 2024-25, just the second Gator to do so (Jalen Hudson, 2017-18).
- Multi-sport star who also excelled in Australian football and competed in water polo, but opted for the hardcourt.

2025-26 HIGHLIGHTS

- Scored 21 points and grabbed eight rebounds in the win vs. #18 Georgia.
- Posted a double-double at #4 Duke with 12 points and 10 rebounds.
- Earned a double-double with 20 points and 11 rebounds vs. Merrimack.
- Tallied a team-high 19 points and 10 rebounds in the win vs. Miami.
- Posted a big 25-point, 10-rebound outing vs. North Florida.
- Named preseason AP All-America, the first Gator so honored since Joakim Noah (2006-07).
- Also named to the Naismith Trophy and Kareem Abdul-Jabbar Watch Lists and received preseason first-team All-SEC recognition from the media and coaches.



CAREER STATS

		Field Goals					3-Point		F-Throws		Rebounds												Scoring	
SEASON	TEAM	GP-GS	MIN	AVG	FG-FGA	FG%	3FG-3FGA	3FG%	FT-FTA	FT%	OFF	DEF	TOT	AVG	PF-FO	A	TO	BLK	STL	PTS	AVG			
2023-24	UF	36-1	732	20.3	96-208	.462	11-38	.289	74-110	.673	72	157	229	6.4	93-4	44	53	45	15	277	7.7			
2024-25	UF	37-35	922	24.9	135-274	.493	19-58	.328	102-169	.604	103	176	279	7.5	84-1	82	51	49	32	391	10.6			
2025-26	UF	16-16	489	30.6	80-151	.530	5-34	.147	63-96	.656	39	94	133	8.3	43-2	59	38	23	13	228	14.3			
TOTAL		89-52	2144	24.1	311-633	.491	35-130	.269	239-375	.637	214	427	641	7.2	220-7	185	142	117	60	896	10.1			

SEC STATS

	GP-GS	Min	Avg	FG-FGA	Pct	3FG-3A	Pct	FT-FTA	Pct	OR	DR	Reb	Avg	PF	FO	Ast	TO	Blk	Stl	Pts	Avg
CONDON, Alex	4-4	127:35	31.9	21-41	.512	1-10	.100	13-23	.565	6	20	26	6.5	14	0	15	5	7	3	56	14.0

GAME-BY-GAME STATS

Opponent	Date	GS	MIN	Total		3-Pointers		Free throws		Rebounds			PF	A	TO	BLK	STL	PTS	AVG		
				FG-FGA	PCT	3FG-3FGA	PCT	FT-FTA	PCT	OFF	DEF	TOT								AVG	
vs Arizona	11/03/2025	*	28:42	4-9	.444	0-1	.000	3-6	.500	2	6	8	8.0	5	4	6	0	2	11	11.0	
North Florida	11/06/2025	*	25:49	8-12	.667	0-2	.000	9-10	.900	5	5	10	9.0	0	4	1	3	2	25	18.0	
Florida St.	11/11/2025	*	32:22	3-5	.600	0-2	.000	5-7	.714	1	5	6	8.0	3	2	6	2	1	11	15.7	
vs Miami (FL)	11/16/2025	*	22:46	8-13	.615	2-4	.500	1-2	.500	2	8	10	8.5	5	1	2	1	0	19	16.5	
Merrimack	11/21/2025	*	29:10	8-14	.571	0-0	.000	4-5	.800	6	5	11	9.0	3	2	3	0	1	20	17.2	
vs TCU	11/27/2025	*	35:30	2-5	.400	0-3	.000	4-7	.571	1	7	8	8.8	1	8	3	1	0	8	15.7	
at Duke	12/02/2025	*	37:21	4-11	.364	0-3	.000	4-6	.667	6	4	10	9.0	3	0	2	0	0	12	15.1	
vs UConn	12/09/2025	*	35:55	5-11	.455	0-1	.000	4-5	.800	4	5	9	9.0	2	4	1	3	0	14	15.0	
vs George Washington	12/13/2025	*	32:41	2-4	.500	0-2	.000	1-6	.167	2	7	9	9.0	2	7	3	1	1	5	13.9	
Saint Francis	12/17/2025	*	24:40	5-7	.714	0-2	.000	4-4	1.000	0	7	7	8.8	2	5	2	3	0	14	13.9	
Colgate	12/21/2025	*	30:01	6-10	.600	2-3	.667	2-3	.667	1	9	10	8.9	1	5	0	2	2	16	14.1	
Dartmouth	12/29/2025	*	26:46	4-9	.444	0-1	.000	9-12	.750	3	6	9	8.9	2	2	4	0	1	17	14.3	
at Missouri	01/03/2026	*	30:00	3-8	.375	1-4	.250	7-10	.700	0	5	5	8.6	4	6	2	0	0	14	14.3	
Georgia	01/06/2026	*	32:17	9-12	.750	0-2	.000	3-6	.500	1	7	8	8.6	3	0	1	2	0	21	14.8	
Tennessee	01/10/2026	*	32:15	4-11	.364	0-3	.000	3-5	.600	3	4	7	8.5	3	3	0	3	1	11	14.5	
at Oklahoma	01/13/2026	*	33:02	5-10	.500	0-1	.000	0-2	.000	2	4	6	8.3	4	6	2	2	2	10	14.3	
Totals			16	489:17	80-151	.530	5-34	.147	63-96	.656	39	94	133	8.3	43	59	38	23	13	228	14.3

Player Averages

Games Played	Minutes/ game	Points/ game	FG Pct	3FG Pct	FT Pct	Rebounds/ game	Assists/ game	Turnovers/ game	Assist/Turnover ratio	Steals/ game	Blocks/ game
16	30.6	14.3	53.0	14.7	65.6	8.3	3.7	2.4	1.6	0.8	1.4

MISCELLANEOUS STATS

	23-24	24-25	25-26	Total
Led UF in Scoring	0	2	5	7
Led UF in Rebounds	11	13	2	26
Led UF in Assists	1	4	5	10
10+ Points	14	18	13	45
20+ Points	0	2	3	5
10+ Rebounds	4	10	5	19
Double-Doubles	2	7	5	14
Dunks	14	32	20	66
Off. Fouls Drawn	2	1	3	6
Three-Point Plays	8-11	6-11	3-7	17-29

GAME HIGHS

Points	
2025-26	25, vs. North Florida (11/6/25)
Career	27, at Alabama (3/5/25)

Rebounds	
2025-26	11, vs. Merrimack (11/21/25)
Career	16, vs. Merrimack (12/5/23)

Field Goals	
2025-26	9, vs. Georgia (1/6/25)
Career	9, 2x, last vs. Georgia (1/6/25)

Field Goal Attempts	
2025-26	14, vs. Merrimack (11/21/25)
Career	16, at Alabama (3/5/25)

3-Point Field Goals	
2025-26	2, 2x, last vs. Colgate (12/21/25)
Career	3, vs. Wichita St. (11/29/24)

3-Point FG Attempts	
2025-26	4, 2x, last at Missouri (1/3/26)
Career	4, 3x, last at Missouri (1/3/26)

Free Throws	
2025-26/Career	9, 2x, last vs. Dartmouth (12/29/25)

Free Throw Attempts	
2025-26	12, vs. Dartmouth (12/29/25)
Career	12, 2x, last vs. Dartmouth (12/29/25)

Assists	
2025-26/Career	8, vs. TCU (11/27/25)

Steals	
2025-26	2, 4x, last at Oklahoma (1/13/26)
Career	4, 3x, last vs. Houston (4/7/25)

Blocked Shots	
2025-26	3, 4x, vs. Tennessee (1/10/26)
Career	5, at Texas A&M (2/3/24)

Minutes Played	
2025-26/Career	37, at Duke (12/2/25)

#23 AJ Brown

R-JUNIOR | G | 6-4 | 210 | ORLANDO, FLA. | OHIO

OVERVIEW

- Transferred to Florida in 2025 after he tallied 731 points, 193 rebounds 103 3-point field goals, 65 steals and 62 assists over three seasons at Ohio, making 64 appearances with 46 starts.
- Posted six 20-points games for the Bobcats, including a career-high 28 points vs. Ball State in the 2023 MAC Tournament. He was a .371 3-point shooter with 13 games with at least three 3-pointers at OU.
- Earned 2025 Academic All-MAC and 2023 MAC All-Freshman.
- The older brother of Isaiah Brown, AJ joins a line of Florida natives to transfer back home recently, along with Walter Clayton Jr., Alex Fudge and Colin Castleton.

2025-26 HIGHLIGHTS

- An outstanding shooter, Brown will look to make his mark back in his home state.



CAREER STATS

		Field Goals					3-Point		F-Throws		Rebounds											Scoring	
SEASON	TEAM	GP-GS	MIN/AVG	FG-FGA	FG%	3FG-3FGA	3FG%	FT-FTA	FT%	OFF	DEF	TOT	AVG	PF-FO	A	TO	BLK	STL		PTS	AVG		
2022-23	Ohio	26-8	537/20.7	92-216	.426	39-104	.375	45-58	.776	22	43	65	2.5	43-0	22	17	6	21		268	10.3		
2023-24	Ohio	9-9	238/26.5	30-79	.380	10-35	.286	11-24	.458	9	26	35	3.9	26-0	8	9	2	7		81	9.0		
2024-25	Ohio	29-29	774/26.7	123-261	.471	54-139	.388	82-100	.820	31	62	93	3.2	70-2	32	36	2	37		382	13.2		
TOTAL FOR UF		0-0	0/0.0	0-0	.000	0-0	.000	0-0	.000	0	0	0	0.0	0-0	0	0	0	0		0	0.0		
TOTAL		64-46	1550/24.2	245-556	.441	103-278	.371	138-182	.758	62	131	193	3.0	139-2	62	62	10	65		731	11.4		

GAME-BY-GAME STATS

MISCELLANEOUS STATS

	25-26	Total
Led UF in Scoring	0	0
Led UF in Rebounds	0	0
Led UF in Assists	0	0
10+ Points	0	0
20+ Points	0	0
10+ Rebounds	0	0
Double-Doubles	0	0
Dunks	0	0
Off. Fouls Drawn	0	0
Three-Point Plays	0-0	0-0

GAME HIGHS

Points	
2025-26/UF	---
Career	28, vs. Ball State (3/9/23)
Rebounds	
2025-26/UF	---
Career	8, Toledo (1/28/25)
Field Goals	
2025-26/UF	---
Career	10, 2x, last vs. Troy (11/8/23)
Field Goal Attempts	
2025-26/UF	---
Career	17, at Marshall (12/14/24)
3-Point Field Goals	
2025-26/UF	---
Career	5, 2x, last vs. CMU (2/18/25)
3-Point FG Attempts	
2025-26/UF	---
Career	10, vs. Ball State (3/9/23)
Free Throws	
2025-26/UF	---
Career	4, at Akron (1/17/25)
Free Throw Attempts	
2025-26/UF	---
Career	8, 2x, last vs. Bowling Green (2/11/25)
Assists	
2025-26/UF	---
Career	4, vs. Cin.-Clermont (11/30/22)
Steals	
2025-26/UF	---
Career	4, 2x, last vs. Kent State (1/24/25)
Blocked Shots	
2025-26/UF	---
Career	1, 10x, last vs. WMU (2/4/25)
Minutes Played	
2025-26/UF	---
Career	41, vs. G. Washington (11/24/24)

Walk-Ons

#32 Olivier Rioux

R-Fr. | C | 7-9 | 305 | TERREBONNE, QUEBEC, CANADA | IMG ACADEMY

OVERVIEW

- Took a developmental redshirt season in 2024-25, serving on the scout team for the national champions.
- Appeared with Canada’s national team in several FIBA events, including the 2025 U19 World Cup, 2024 U18 AmeriCup, 2023 U19 World Cup, the 2022 U17 World Cup and the 2021 U16 Americas Championship.

2025-26 HIGHLIGHTS

- Scored his first career field goal on a dunk vs. St. Francis.
- Scored his first career point on a free throw vs. Merrimack and added a rebound.
- Made his collegiate debut vs. UNF, becoming the tallest player in college basketball history.



CAREER STATS

				Field Goals		3-Point		F-Throws		Rebounds										Scoring	
SEASON	TEAM	GP-GS	MIN/AVG	FG-FGA	FG%	3FG-3FGA	3FG%	FT-FTA	FT%	OFF	DEF	TOT	AVG	PF-FO	A	TO	BLK	STL	PTS	AVG	
2025-26	UF	4-0	8/2.0	1-1	1.000	0-0	.000	1-2	.500	0	2	2	0.5	2-0	0	1	0	0	3	0.8	
TOTAL		4-0	8/2.0	1-1	1.000	0-0	.000	1-2	.500	0	2	2	0.5	2-0	0	1	0	0	3	0.8	

#33 Cooper Josefsberg

JUNIOR | G | 6-4 | 195 | MIAMI, FLA. | RIVIERA PREP

OVERVIEW

- Appeared in six games over his first two seasons while being a key member of the scout team.
- Member of Florida's 2025 national championship team.
- Brings winning experience, helping Riviera Prep to a 3A state championship, the first in school history.

2025-26 HIGHLIGHTS

- Made his season debut vs. UNF.
- Continues to provide depth and a scout team presence for the Gators.



CAREER STATS

				Field Goals		3-Point		F-Throws		Rebounds									Scoring	
SEASON	TEAM	GP-GS	MIN/AVG	FG-FGA	FG%	3FG-3FGA	3FG%	FT-FTA	FT%	OFF	DEF	TOT	AVG	PF-FO	A	TO	BLK	STL	PTS	AVG
2023-24	UF	2-0	1/0.6	0-1	.000	0-1	.000	0-0	.000	0	0	0	0.0	1-0	0	0	0	0	0	0.0
2024-25	UF	4-0	4/1.0	0-0	.000	0-0	.000	0-0	.000	1	0	1	0.3	1-0	0	0	0	0	0	0.0
2025-26	UF	1-0	1/0.8	0-0	.000	0-0	.000	0-0	.000	0	0	0	0.0	0-0	0	0	0	0	0	0.0
TOTAL		7-0	6/0.9	0-1	.000	0-1	.000	0-0	.000	1	0	1	0.1	2-0	0	0	0	0	0	0.0

2025-26 Box Scores



Official Basketball Box Score - Final
Arizona at Florida
11/03/25 T-Mobile Arena, Las Vegas
2025-26 Men's Basketball

Game Time: 4:00 PM
Game Duration: 2:25

Officials: Keith Kimble, Kipp Kissinger, Ben Lanox

Arizona - 93

Record: 1-0

NO. Name	Min	FG	3P	FT	Rebounds	Fouls	TP	AS	TO	ST	Blocks	+/-
8 Ivan Kharchenkov	34:56	3-9	2-2	4-4	3 7 10	2 2	12	0	0	1	0 1 14	
10 Koa Peat	35:52	11-18	0-0	8-12	2 5 7 1	1 7	30	5	2	3	1 0 0 9	
13 Motiejus Krivas	26:02	2-5	0-0	2-2	2 6 8 4	3 6	1	1	0	3	0 0 0	
0 Jaden Bradley	35:54	9-14	0-0	9-10	2 1 3 4	5 27	5	3	2	0	0 0 8	
5 Brayden Burries	16:56	1-6	0-1	1-2	0 0 0 5	2 3	2	0	0	0 0 0 3		
3 Anthony Dell'Orso	28:20	2-6	0-2	4-4	1 3 4 1	2 8	2	3	2	1 0 0 1		
30 Tobe Awaka	15:50	2-3	0-0	3-4	2 3 5 4	2 7	0	4	0	0 1 0 -2		
2 Dwayne Aristode	06:10	0-0	0-0	0-0	0 1 1 1	0 0	0	0	0	0 0 0 -5		
Team					0 3 3 0	0	0	1				
Totals		30-61	2-5	31-38	12 29 41	22 23	93	15	14	8 5 2 6		

Major Fouls: Awaka (F1) 2nd 14:47

Shooting By Period
1 st FG% 17-32 53.1%
3PT% 2-4 50.0%
FT% 14-16 87.5%
2 nd FG% 13-29 44.8%
3PT% 0-1 0.0%
FT% 17-22 77.3%
GM FG% 30-61 49.2%
3PT% 2-5 40.0%
FT% 31-38 81.6%

Dead Ball Rebounds: 4, 0



Official Basketball Box Score - Final
North Florida at Florida
11/06/25 Exactech Arena at Stephen C. O'Connell Center, Gainesville
2025-26 Men's Basketball

Game Time: 8:00 PM
Game Duration: 1:55
Attendance: 10,065

Officials: Doug Shoves, James Breeding, Errol Lewis

North Florida - 64

Record: 0-1

NO. Name		Min	FG	3P	FT	Reb	DR	TR	TO	F	P	TP	AS	TO	ST	Blocks	+/-
21 Dalton Gayman	G	22:43	1-5	0-1	7-8	1	2	3	2	4	9	0	3	0	0	0	-28
2 Mason Lee	G	20:52	1-3	0-1	0-0	0	4	4	4	1	2	0	3	1	1	0	0
4 Devin Hines	G	25:05	1-8	0-3	4-5	0	2	2	1	4	6	2	1	2	0	0	-18
10 Kent Jackson	G	24:36	2-8	2-6	0-0	0	0	0	0	0	0	6	0	1	0	0	-27
11 Kamrin Oriol	G	29:25	8-17	3-8	0-0	0	2	4	0	4	19	0	6	0	2	0	-33
1 BJ Plummer		16:40	0-3	0-2	2-2	0	1	1	3	1	3	2	0	1	0	0	-9
24 Nestor Dyachok		10:17	0-3	0-2	0-0	0	0	0	0	3	0	0	0	0	0	0	-12
5 Dante Oliver		20:46	2-3	1-1	2-2	1	4	5	4	0	7	0	0	1	0	1	-18
22 Trey Cady		17:40	4-11	1-4	4-5	3	2	5	1	4	13	0	1	2	0	0	-9
13 Alex Vargo		08:39	0-0	0-0	0-0	0	0	0	0	1	0	0	0	0	0	0	-14
15 Gabriel Jacobs		03:18	0-0	0-0	0-0	0	0	0	0	1	0	0	0	0	0	0	-1
Team						2	0	2	0	0	0	2					
Totals			19-61	7-28	19-22	7	17	24	24	14	64	2	16	6	0	6	-40

Major Fouls: NONE

Shooting By Period
1 st FG% 11-35 31.4%
3PT% 3-14 21.4%
FT% 3-3 100%
2 nd FG% 8-26 30.8%
3PT% 4-14 28.6%
FT% 16-19 84.2%
GM FG% 19-61 31.1%
3PT% 7-28 25.0%
FT% 19-22 86.4%

Dead Ball Rebounds: 3, 1

Florida - 87

Record: 0-1

NO. Name		Min	FG M-A	3P M-A	FT M-A	Rebounds DR OT TOT	Fouls PF	TP	AS	TO	ST	Blocks	+/-	
10 Thomas Haugh	F	38:24	7-13	1-4	12-14	2 2 4	3 9	27	2	3	2	1	0	-12
21 Alex Condon	F	28:42	4-9	0-1	3-6	2 6 8	5 11	4	6	2	0	1	3	
9 Rueben Chinyelu	F	17:20	2-6	0-0	0-0	0 1 1	5 1 4	0	0	0	0	0	0	1
0 Boogie Fland	G	31:40	3-9	0-2	3-5	2 2 4	4 9	3	0	3	0	1	-4	
1 Xaivian Lee	G	31:31	5-7	3-11	1-2	4 6 6	2 1 14	5	2	1	0	3	-4	
3 Micah Handlogten		23:03	5-5	0-0	1-3	6 6 12	2 2 11	0	0	0	0	0	-12	
7 Urban Klavzar		18:06	3-8	2-6	0-0	1 0 1	0 8	0	2	1	0	0	-3	
11 CJ Ingram II		11:10	1-3	1-3	0-0	0 0 0	1 0 3	1	1	0	1	0	2	
20 Isaiah Brown		00:04	0-0	0-0	0-0	0 0 0	0 0 0	0	0	0	0	0	-1	
Team						2 1 3	0 0	0	1					
Totals			30-70	7-27	20-30	17 22 39	23 22 87	15	15	9	2	5	-6	

Major Fouls: Chinyelu (F1) 2nd 14:47

Shooting By Period
1 st FG% 16-32 50.0%
3PT% 4-9 44.4%
FT% 10-14 71.4%
2 nd FG% 14-38 36.8%
3PT% 3-18 16.7%
FT% 10-16 62.5%
GM FG% 30-70 42.9%
3PT% 7-27 25.9%
FT% 20-30 66.7%

Dead Ball Rebounds: 4, 0

	UOA	UOF
Biggest lead	9 (2 nd 16:19)	12 (1 st 12:42)
Best Scoring Run	8 (1 st 8:24)	7 (2 nd 7:49)
Lead Changes	3	
Times Tied	5	
Time with Lead	23:20	14:03

Points from	UOA	UOF
Turnovers	16	11
Paint	50	46
Second Chance	7	14
Fast Breaks	14	13
Bench	15	22

Period by Period Scoring			
	1st	2nd	TOT
UOA	50	43	93
UOF	46	41	87



Official Basketball Box Score - Final
Florida St. at Florida
11/11/25 Exactech Arena at Stephen C. O'Connell Center, Gainesville
2025-26 Men's Basketball

Game Time: 7:00 PM
Game Duration: 2:37
Attendance: 10,785

Officials: Joe Lindsay, Pat Adams, Lee Cassel

Florida St. - 76

Record: 2-1

NO. Name	Min	FG	3P	FT	Rebounds	Fouls	TP	AS	TO	ST	Blocks	+/-
		M-A	M-A	M-A	OR DR TOT	PF F						
7 Chauncey Wiggins	F 32:36	4-11	3-8	0-0	0 5 5	1 11	1	2	0	0	0	-5
25 Alex Steen	F 16:54	2-3	0-0	4-4	4 4 8	5 3	8	0	1	0	0	-5
5 Kobe McGee	G 32:59	5-12	2-8	2-2	3 6 9	2 1	14	0	0	1	1	-9
6 Robert McCray V	G 34:11	9-21	2-6	9-12	0 2 2	3 7	29	4	5	3	1	-10
10 Lajae Jones	G 25:25	1-10	0-4	1-1	0 4 4	1 3	1	0	1	1	2	6
1 Martin Somerville	30:04	1-7	1-5	2-2	0 2 2	2 3	5	1	2	3	0	1
3 Thomas Bassong	12:06	1-2	1-2	0-0	0 2 2	0 3	0	0	0	1	0	1
2 Cam Miles	11:15	0-2	0-1	3-4	1 0 1	4 3	3	0	0	0	0	-2
12 Alier Maluk	04:30	0-0	0-0	0-0	0 0 0	1 0	0	0	0	0	0	3
Team					0 3 3	0 0	0	0				
Totals		23-68	9-34	21-25	8 28 36	25 19	76	7	10	9	3	8 -2

Major Fouls: NONE

Florida - 78

Record: 2-1

NO. Name	Min	FG M-A	3P M-A	FT M-A	Rebounds DR TOT	Fouls PF	TP	AS	TO	ST	Blocks	+/-
10 Thomas Haugh	F 38:02	7-15	2-6	4-7	4 9 13	2 5	20	3	2	0	2	0
21 Alex Condon	F 32:22	3-5	0-2	5-7	1 5 6	3 4	11	2	6	1	2	-8
9 Rueben Chinyelu	C 24:25	5-12	0-0	0-0	7 9 16	3 0	10	1	2	0	2	5
0 Boogie Fland	G 34:57	5-11	2-7	6-8	2 3 5	3 7	18	1	1	4	0	2
1 Xaivian Lee	G 35:32	2-13	1-10	4-4	0 7 7	4 9	9	6	2	1	1	-1
3 Micah Handlogten	09:55	1-1	0-0	0-2	2 4 6	3 2	2	0	0	0	1	-4
7 Urban Klavzar	17:47	2-5	1-4	2-2	0 0 0	1 1	7	1	1	0	0	7
11 CJ Ingram II	01:13	0-1	0-1	0-0	0 0 0	0 0	0	0	1	0	0	-4
20 Isaiah Brown	05:47	0-1	0-1	1-2	0 2 2	0 0	2	1	1	1	0	6
Team					1 2 3 0	0 0	0	2				
Totals		25-64	6-31	22-32	17 41 58	19 25	78	15	18	6	8	3 2

Major Fouls: NONE

	FSU	FLA
Biggest lead	5 (1 st 0:35)	9 (2 nd 8:37)
Best Scoring Run	7 (1 st 13:11)	11 (2 nd 8:37)
Lead Changes	2	
Times Tied	8	
Time with Lead	13:41	19:45

Points from	FSU	FLA
Turnovers	12	11
Paint	28	36
Second Chance	9	8
Fast Breaks	11	22
Bench	11	10

Period by Period Scoring			
	1st	2nd	TOT
FSU	40	36	76
FLA	37	41	78



Official Basketball Box Score - Final
Miami (FL) at Florida
11/16/25 VyStar Veterans Memorial Arena, Jacksonville
2025-26 Men's Basketball

Game Time: 8:30 PM
Game Duration: 2:17
Attendance: 8,321

Officials: James Breeding, AJ Desai, Byron Jarrett

Miami (FL) - 68

Record: 3-2

NO. Name	Min	FG	3P	FT	Rebounds	Fouls	TP	AS	TO	ST	Blocks	Ba +/-
5 Malik Reneau	F 29:42	8-23	1-5	5-6	11 5 6 11	5 5	22	0	4	0	2	3
7 Shelton Henderson	F 21:02	2-6	0-0	3-8	0 2 2 4	4 4	7	2	2	1	0	-9
8 Ernest Udah Jr.	C 29:54	1-3	0-0	1-4	3 7 10 3	5 3	0	1	0	1	2	-13
3 Tre Donaldson	G 36:59	5-17	1-4	2-4	2 2 4 1	4 13	6	1	3	1	1	-10
10 Tru Washington	G 37:36	5-14	1-4	3-4	0 1 1 1	3 14	2	1	3	0	1	-17
11 Salih Altuntas	08:52	0-0	0-0	0-0	0 0 0 4	4 0	0	0	1	0	0	0
4 Marcus Allen	10:30	2-3	1-1	1-1	1 0 1 4	1 6	0	0	0	0	0	-7
35 Dante Allen	15:01	1-3	0-0	1-4	5 2 0 3	3 0	3	0	1	0	0	-3
88 Timotej Malovec	10:24	0-0	0-0	0-0	1 1 1 1	2 0	0	0	0	0	0	-4
Team					5 2 7 0	0 0	0					
Totals		24-71	5-17	15-27	17 25 42	25 23	68	13	10	8 5 6	-14	

Major Fouls: NONE

Shooting By Period
1 st FG% 12-34 35.3%
3PT% 2-7 28.6%
FT% 3-9 33.3%
2 nd FG% 12-37 32.4%
3PT% 3-10 30.0%
FT% 12-18 66.7%
GM FG% 24-71 33.8%
3PT% 5-17 29.4%
FT% 15-27 55.6%

Dead Ball Rebounds: 6, 0

Florida - 82

Record: 4-1

NO. Name		Min	FG M-A	3P M-A	FT M-A	Rebounds DR TOT	Fouls PF F	TP	AS	TO	ST	Blocks BKS	+/-
10 Thomas Haugh	F	36:38	5-12	3-6	4-7	2 7 9 1	4 17	3	2	1	1	1	9
21 Alex Condon	F	22:46	8-13	2-4	1-2	8 8 10 5	5 5	19	1	2	0	1	9
9 Rueben Chinyelu	C	26:17	7-10	0-0	2-3	4 6 10 5	5 4	16	1	1	1	2	17
0 Boogie Fland	G	31:16	2-10	0-5	4-6	0 2 2 4 1	1 4	8	2	3	0	0	6
1 Xaivian Lee	G	26:35	1-6	0-5	3-4	1 5 6 3	3 5	5	3	2	0	0	10
3 Micah Handlogten	08:51	0-0	0-0	0-0	2 2 4 3	3 0	0	0	0	2	1	0	8
20 Isaiah Brown	18:59	0-1	0-1	2-2	0 2 2 2	2 2	2	2	1	2	0	0	3
7 Urban Klavzar	25:56	4-8	4-7	3-3	1 2 3 1	2 15	2	1	0	0	0	0	12
12 Viktor Micic	02:42	0-1	0-0	0-2	1 0 1 1	2 1	0	0	0	0	0	0	1-4
					1 2 3 0	0	0	0	0	0			
Totals			27-61	9-28	19-24	14 36 50	23 25 82	15	16	5	6	5	14

2025-26 Box Scores



Official Basketball Box Score - Final

Merrimack at Florida

11/21/25 Exactech Arena at Stephen C. O'Connell Center, Gainesville
2025-26 Men's Basketball

Game Time: 7:00 PM

Game Duration: 1:49

Attendance: 10,935

Officials: Rob Rorke, Brian Dorsey, Chuck McCoy

Merrimack - 45

Record: 0-1

NO.	Name	Min	FG	3P	FT	Rebounds	Fouls	TP	AS	TO	ST	Blocks	+/-
			M-A	M-A	M-A	OR DR TOT	PF FD					BS BA	
20	Todd Brogna	F 26:06	1-1	1-1	0-0	3 3 6	4 1	3	2	1	2	0 0	-18
3	Ernest Shelton	G 33:55	1-9	1-8	0-0	0 1 1	4 1	3	1	1	2	0 1	-31
4	Tye Dorset	G 37:55	4-17	1-10	1-1	1 4 5	1 3	10	0	1	0	0 0	-38
5	Kevar Kennedy	G 30:14	4-8	0-0	6-8	0 0 0	2 4	14	1	5	1	1 1	-23
10	Andres Marrero	25:05	3-8	1-6	0-0	0 1 1	0 0	7	0	0	0	0 1	-10
23	KC Ugwuakazi	10:24	2-5	0-0	2-2	1 0 1	4 2	6	0	0	1	0 0	-12
9	Malik Edmead	08:10	0-2	0-0	0-0	0 2 2	1 0	0	0	1	0	0 0	-22
0	Dylan Veillette	13:19	1-2	0-0	0-0	1 2 3	1 1	2	1	1	0	1 0	-11
2	Aliou Cisse	06:30	0-1	0-0	0-0	0 0 0	1 1	0	0	1	0	0 1	-14
1	Jaylen Stinson	08:22	0-3	0-0	0-0	0 0 0	1 1	0	2	0	1	0 1	4
Team						1 5 6	0 0				0 0		
Totals			16-56	4-25	9-11	7 18 25	18 13	45	7	11	7	2 5	-35

Major Fouls: NONE

Shooting By Period		
1 st FG%	7-29	24.1%
3PT%	2-11	18.2%
FT%	1-1	100%
2 nd FG%	9-27	33.3%
3PT%	2-14	14.3%
FT%	8-10	80%
GM FG%	16-56	28.6%
3PT%	4-25	16.0%
FT%	9-11	81.8%

Dead Ball Rebounds: 1, 1



Official Basketball Box Score - Final

TCU at Florida

11/27/25 Jenny Craig Pavilion, San Diego
2025 Rasy Children's Invitational

Game Time: 12:00 PM

Game Duration: 2:57

Attendance: 4,955

Officials: Kipp Kissinger, Brooks Wells, Chris Pasci

TCU - 84

Record: 4-2

NO.	Name	Min	FG	3P	FT	Rebounds	Fouls	TP	AS	TO	ST	Blocks	+/-
			M-A	M-A	M-A	OR DR TOT	PF FD					BS BA	
15	David Punch	F 36:12	7-9	0-0	5-6	3 6 9	3 6	19	2	2	2	3 0	4
24	Xavier Edmonds	F 07:33	1-2	0-0	0-0	0 0 0	4 0	2	0	0	0	0 0	3
1	Jayden Pierre	G 24:21	4-6	2-3	0-0	0 2 2	4 3	10	0	4	1	0 0	0
2	Brock Harding	G 37:26	6-16	0-3	7-8	0 4 4	2 5	19	12	2	5	0 1	8
3	Lutauras Lelevicius	G 22:15	1-5	1-5	0-0	0 2 2	1 0	3	0	0	0	0 0	-7
23	Vianney Salatchoum	04:03	0-0	0-0	0-0	0 0 0	1 0	0	0	0	0	0 0	-7
5	Micah Robinson	29:56	3-10	1-5	1-6	0 3 3	1 4	8	1	0	1	1 2	7
55	Tanner Toolson	16:49	0-3	0-1	2-2	0 2 2	1 2	2	1	0	1	0 0	1
00	Jace Posey	21:25	6-8	0-0	9-11	1 0 1	1 6	21	0	0	2	0 0	11
Team						2 3 5	0 0				0 1		
Totals			29-59	4-17	24-33	8 20 28	19 26	84	16	9	12	4 3	4

Major Fouls: Edmonds (F1) 1st 18:15 Toolson (F1) 1st 12:31

Shooting By Period		
1 st FG%	13-33	39.4%
3PT%	4-12	33.3%
FT%	9-16	56.3%
2 nd FG%	15-26	57.7%
3PT%	0-5	0.0%
FT%	15-17	88.2%
GM FG%	28-59	47.5%
3PT%	4-17	23.5%
FT%	24-33	72.7%

Dead Ball Rebounds: 9, 0

Florida - 80

Record: 4-2

NO.	Name	Min	FG	3P	FT	Rebounds	Fouls	TP	AS	TO	ST	Blocks	+/-
			M-A	M-A	M-A	OR DR TOT	PF FD					BS BA	
10	Thomas Haugh	F 36:04	7-16	3-8	3-4	1 4 5	4 3	20	2	5	1	1 3	-2
21	Alex Condon	F 35:30	2-5	0-3	4-7	1 7 8	1 4	8	8	3	0	1 0	0
9	Rueben Chinyelu	C 27:31	5-6	0-0	3-4	4 5 9	4 3	13	0	4	0	0 0	3
0	Boogie Fland	G 27:10	4-8	0-3	4-4	0 1 1	5 3	12	2	4	3	1 0	-3
1	Xalvian Lee	G 16:03	1-6	1-4	2-2	0 3 3	5 1	5	1	0	0	0 0	4
7	Micah Handlogten	13:25	1-1	0-0	0-0	1 0 1	2 0	2	0	2	1	0 0	-8
3	Urban Klavzar	28:58	5-8	4-7	6-6	1 1 2	3 5	20	1	1	0	0 0	10
20	Isaiah Brown	07:11	0-2	0-2	0-0	0 0 0	1 0	0	1	0	0	0 1	-6
4	Alex Lloyd	08:07	0-3	0-2	0-0	1 0 1	1 0	0	1	0	0	0 0	2
Team						1 0 1	0 0				0 0		
Totals			25-55	8-29	22-27	10 21 31	26 19	80	16	19	5	3 4	-4

Major Fouls: Chinyelu (F1) 2nd 0:13

TCU		FLA	
Biggest lead	5 (2 nd 0:11)	10 (2 nd 15:14)	
Best Scoring Run	9 (2 nd 2:43)	8 (1 st 17:40)	
Lead Changes	16		
Times Tied	8		
Time with Lead	07:25	27:57	

Points from Turnovers		TCU	FLA
Paint		44	34
Second Chance		10	19
Fast Breaks		23	13
Bench		31	22

Period by Period Scoring			
	1st	2nd	TOT
TCU	39	45	84
FLA	44	36	80



Official Basketball Box Score - Final

Providence at Florida

11/28/25 Jenny Craig Pavilion, San Diego
2025 Rasy Children's Invitational Third Place Game

Game Time: 12:00 PM

Game Duration: 2:11

Officials: Michael Greenstein, Brooks Wells, Chris Pasci

Providence - 78

Record: 4-4

NO.	Name	Min	FG	3P	FT	Rebounds	Fouls	TP	AS	TO	ST	Blocks	+/-
			M-A	M-A	M-A	OR DR TOT	PF FD					BS BA	
13	Cole Hargrove	F 12:05	1-2	0-0	0-0	0 1 1	5 0	2	0	0	0	0 1	-8
2	Jaylin Sellers	G 22:30	5-8	3-3	1-2	1 4 5	3 4	14	0	0	1	0 0	-23
7	Stefan Vaaks	G 32:18	4-10	2-6	0-1	1 3 4	0 1	10	1	3	1	0 0	5
11	Ryan Mela	G 29:03	5-11	0-1	7-8	3 5 8	3 7	17	3	1	2	0 2	-13
14	Corey Floyd, Jr.	G 30:29	5-10	0-2	2-3	1 3 4	0 2	12	1	1	0	0 0	-4
1	Jason Edwards	24:55	4-13	1-3	4-4	0 2 2	2 13	2	1	0	0	0 1	-15
5	Jamier Jones	13:20	0-1	0-0	5-6	0 1 1	5 3	5	1	2	0	0 0	-7
55	Oswin Erhunmwunse	12:30	1-3	0-0	0-0	0 1 1	5 1	2	0	2	0	0 0	-8
4	Jaylen Harrell	06:19	0-1	0-1	0-0	0 0 0	0 0	0	1	0	0	0 0	5
17	Peteris Pinnis	15:25	1-1	0-0	1-2	0 6 6	2 1	3	0	0	1	0 0	4
20	Nilavan Daniels	01:06	0-0	0-0	0-0	0 1 1	0 0	0	1	0	0	0 0	4
Team						3 1 4	0 0				0 0		
Totals			26-60	6-16	20-26	9 28 37	25 21	78	10	10	5	0 4	-12

Major Fouls: NONE

Shooting By Period		
1 st FG%	14-33	42.4%
3PT%	3-12	25.0%
FT%	8-10	80%
2 nd FG%	12-27	44.4%
3PT%	3-4	75.0%
FT%	12-16	75%
GM FG%	26-60	43.3%
3PT%	6-16	37.5%
FT%	20-26	76.9%

Dead Ball Rebounds: 2, 0



Official Basketball Box Score - Final

Florida at Duke

12/02/25 Cameron Indoor Stadium, Durham
2025-26 Men's Basketball

Game Time: 7:30 PM

Game Duration: 2:18

Attendance: 9,314

Officials: Roger Ayers, Brian O'Connell, Tony Chiazza

Florida - 66

Record: 5-3

NO.	Name	Min	FG	3P	FT	Rebounds	Fouls	TP	AS	TO	ST	Blocks	+/-
			M-A	M-A	M-A	OR DR TOT	PF FD					BS BA	
10	Thomas Haugh	F 33:35	9-15	2-5	4-4	2 4 6	3 4	24	1	2	1	1 2	-1
21	Alex Condon	F 37:21	4-11	0-3	4-6	6 4 10	3 6	12	0	2	0	0 2	1
9	Rueben Chinyelu	C 28:01	2-4	0-0	0-0	4 10 14	3 0	4	0	1	0	0 0	0
0	Boogie Fland	G 28:39	7-16	2-7	0-0	1 0 1	3 1	16	0	4	3	0 2	6
1	Xalvian Lee	G 25:40	1-10	1-6	1-2	0 4 4	0 2	4	1	1	1	0 1	-2
7	Micah Handlogten	14:38	0-2	0-0	0-0	1 1 2	2 0	0	0	2	0	1 1	-3
3	Urban Klavzar	26:06	2-9	2-7	0-0	1 0 1	1 2	6	2	0	2	0 3	-6
Team						5 1 6	0 0				0 1		
Totals			25-67	7-28	9-12	20 24 44	16 14	66	4	13	7	2 11	-1

Major Fouls: Haugh (TF) 2nd 5:51

Shooting By Period		
1 st FG%	10-35	28.6%
3PT%	3-16	18.8%
FT%	1-2	50%
2 nd FG%	15-32	46.9%
3PT%	4-12	33.3%
FT%	8-10	80%
GM FG%	25-67	37.3%
3PT%	7-28	25.0%
FT%	9-12	75.0%

Dead Ball Rebounds: 2, 0

Duke - 67

Record: 9-0

NO.	Name		Min	FG	3P	FT	Rebounds	Fouls	TP	AS	TO	ST	Blocks	+/-
				M-A	M-A	M-A	OR DR TOT	PF FD					BS BA	
12	Cameron Boozier	F	35:38	10-21	3-9	6-7	3 3 6	2 7	29	2	2	1	0 1	0
21	Patrick Nsongba	C	33:51	4-6	2-3	1-2	2 3 5	2 3	11	5	2	0	5 0	5
1	Caleb Foster	G	33:55	2-7	1-4	1-3	1 4 5	3 2	6	2	1	1	0 1	4
3	Isaiah Evans	G	28:36	5-14	1-8	2-3	0 1 1	0 2	13	1	2	0	5 0	-9
14	Nikolas Khamenia	G	12:25	0-2	0-1	0-0	1 1 2	1 0	0	1	2	0	0 0	12
7	Darius Sarr	F	28:08	0-1	0-1	0-0	0 2 2	0 0	0	0	2	0	0 0	-12
6	Melle Brown	F	10:10	3-4	0-0	0-0	0 0 0	0 0	0	0	0	0	1 1	4
2	Dayven Boozier	F	09:36	1-1	0-0	0-1	0 0 0	1 1	2	2	2	0	0 0	0
8	Carren Harris	F	09:27	0-0	0-0	0-0	2 1 3	1 0	0	0	1	1	0 0	5
Team							0 3 3	0			0			
Totals				25-56	7-26	10-16	11 22 33	14 15	67	13	12	7	11 2 1	1

2025-26 Box Scores



Official Basketball Box Score - Final
Florida at UConn
12/09/25 Madison Square Garden, New York
2025-26 Men's Basketball

Game Time: 9:00 PM
Game Duration: 2:08
Attendance: 19,694

Officials: Doug Shows, James Breeding, Marquis Pettigrew

Record: 5-4												
NO. Name	Min	FG M-A	3P M-A	FT M-A	Rebounds OR DR TOT	Fouls PF FD	TP	AS	TO	ST	Blocks BS BA	+/-
10 Thomas Haugh	F 37:23	7-12	3-5	1-1	1 1 2	4 2	18	1	4	0	1 0	-1
21 Alex Condon	F 35:55	5-11	0-1	4-5	4 5 9	2 5	14	4	1	0	3 1	-9
9 Rueben Chinyelu	C 26:11	4-8	0-0	0-4	4 7 11	3 3	8	0	1	1	2 0	-6
0 Boogie Fland	G 22:23	2-5	0-2	4-4	0 1 1	5 3	8	1	1	0	0 0	4
1 Xaivian Lee	G 37:38	5-14	1-7	8-9	0 6 6	2 5	19	5	0	2	0 1	-2
3 Micah Handlogten	13:17	1-5	0-0	0-0	3 3 6	1 0	2	0	1	0	0 0	1
7 Urban Klavzar	17:33	1-3	0-0	1-2	0 0 0	2 1	3	2	0	0	0 0	-3
11 CJ Ingram II	09:40	0-1	0-0	1-2	1 0 1	0 1	1	1	1	0	1 0	-3
Team					3 1 4	0 0	0	3				
Totals		25-59	4-15	19-27	16 24 40	19 20	73	14	12	3	7 3	-4

Major Fouls: NONE

Shooting By Period		
1 st FG%	9-30	30.0%
3PT%	2-8	25.0%
FT%	12-18	66.7%
2 nd FG%	16-29	55.2%
3PT%	2-7	28.6%
FT%	7-9	77.8%
GM FG%	25-59	42.4%
3PT%	4-15	26.7%
FT%	19-27	70.4%

Dead Ball Rebounds: 5, 0

Record: 9-1												
NO. Name	Min	FG M-A	3P M-A	FT M-A	Rebounds OR DR TOT	Fouls PF FD	TP	AS	TO	ST	Blocks BS BA	+/-
3 Jaylin Stewart	F 22:36	2-4	1-2	2-3	2 2 4	0 1	7	1	0	0	1 0	6
5 Tarris Reed Jr.	F 23:53	5-10	0-0	2-2	0 5 5	4 5	12	2	2	1	0 3	13
11 Alex Karaban	F 38:39	5-8	3-5	0-0	0 2 2	1 1	13	1	0	1	2 1	10
1 Solo Ball	G 33:39	6-14	3-8	4-6	0 1 1	3 4	19	2	2	0	0 1	5
2 Silas Demary Jr.	G 20:11	2-5	0-1	2-3	0 3 3	2 4	6	1	1	1	0 1	-12
12 Eric Reibe	15:22	4-6	1-1	0-0	0 2 2	2 1	9	0	1	0	0 0	-8
23 Jayden Ross	12:03	0-1	0-0	0-0	0 2 2	1 0	0	0	1	0	0 0	-9
24 Braylon Mullins	11:07	3-5	0-1	0-0	0 1 1	5 1	6	2	0	0	0 0	-1
0 Malachi Smith	22:29	2-5	0-0	1-2	1 2 3	2 2	5	9	1	0	0 0	1
Team					4 1 5	0 0	0	1				
Totals		29-58	8-18	11-16	7 21 28	20 19	77	18	9	3	3 7	4

Major Fouls: NONE

Shooting By Period		
1 st FG%	16-27	59.3%
3PT%	5-10	50.0%
FT%	2-4	50%
2 nd FG%	13-31	41.9%
3PT%	3-8	37.5%
FT%	9-12	75%
GM FG%	29-58	50.0%
3PT%	8-18	44.4%
FT%	11-16	68.8%

Dead Ball Rebounds: 3, 0

UF		UCONN	
Biggest lead	7 (1 st 10:53)	10 (1 st 2:24)	
Best Scoring Run	12 (1 st 10:53)	8 (1 st 7:24)	
Lead Changes	8		
Times Tied	4		
Time with Lead	07:35	29:16	

Points from		UF		UCONN	
Turnovers	8	17			
Paint	38	34			
Second Chance	6	7			
Fast Breaks	14	7			
Bench	6	20			

Period by Period Scoring			
	1st	2nd	TOT
UF	32	41	73
UCONN	39	38	77



Official Basketball Box Score - Final
George Washington at Florida
12/13/25 Amerant Bank Arena, Sunrise
2025-26 Men's Basketball

Game Time: 2:30 PM
Game Duration: 2:09
Attendance: 11,767

Officials: Byron Jarrett, Bharat Ramanan, Chase Shaw

Record: 8-4												
NO. Name	Min	FG M-A	3P M-A	FT M-A	Rebounds OR DR TOT	Fouls PF FD	TP	AS	TO	ST	Blocks BS BA	+/-
24 Tyrone Marshall	F 29:34	6-8	2-2	0-2	2 5 7	3 1	14	2	2	3	0 2	0
30 Rafael Castro	C 25:34	6-9	0-0	0-4	2 2 4	3 3	12	3	2	3	0 0	-2
0 Trey Autry	G 25:01	4-8	2-4	5-7	1 4 5	4 3	15	2	2	2	0 1	-1
2 Christian Jones	G 20:18	2-5	0-0	1-2	1 0 1	3 2	5	0	4	0	0 0	-9
11 Bubba Benjamin	G 33:05	1-7	1-5	0-0	0 3 3	1 1	3	2	0	0	0 0	-3
3 Tre Dinkins	16:13	1-5	1-4	0-0	0 1 1	1 1	3	1	0	0	0 0	-13
7 Jean Aranguren	18:28	4-7	2-2	1-4	2 1 3	3 3	11	3	2	0	0 0	3
9 Garrett Johnson	16:30	2-9	1-6	0-0	0 2 2	2 0	5	0	0	0	0 0	-20
33 Luke Hunger	14:26	1-7	0-3	0-0	0 3 3	4 0	2	0	0	0	0 2	-6
5 Ty Bevins	00:53	0-0	0-0	0-0	1 0 1	0 0	0	0	0	0	0 0	1
Team					4 1 5	0 0	0					
Totals		27-65	9-26	7-19	13 22 35	24 14	70	13	12	8	0 5	-10

Major Fouls: NONE

Record: 6-4												
NO. Name	Min	FG M-A	3P M-A	FT M-A	Rebounds OR DR TOT	Fouls PF FD	TP	AS	TO	ST	Blocks BS BA	+/-
10 Thomas Haugh	F 35:37	8-15	2-7	1-2	2 5 7	0 2	19	1	1	0	0 0	14
21 Alex Condon	F 32:41	2-4	0-2	1-6	2 7 9	2 5	5	7	3	1	0 0	15
9 Rueben Chinyelu	C 25:29	3-4	0-1	2-5	1 5 6	3 4	8	0	1	4	1 0	14
0 Boogie Fland	G 30:14	4-10	0-5	4-6	0 2 2	3 4	12	5	2	2	0 0	9
1 Xaivian Lee	G 35:29	6-10	4-7	8-10	2 4 6	0 6	24	4	3	2	0 0	17
3 Micah Handlogten	14:31	3-4	0-0	0-0	0 1 1	2 0	6	0	2	0	3 0	-4
7 Urban Klavzar	16:01	0-5	0-4	2-2	0 1 1	1 2	2	1	0	0	0 0	-6
11 CJ Ingram II	06:17	0-1	0-1	0-0	0 1 1	2 0	0	1	0	0	0 0	-8
20 Isaiah Brown	03:41	1-1	0-0	2-2	1 2 3	1 1	4	0	0	0	0 0	-1
Team					4 3 7	0 0	0					
Totals		27-54	6-27	20-33	12 31 43	14 24	80	19	13	9	5 0	10

Major Fouls: NONE

GW		UF	
Biggest lead	3 (1 st 6:18)	20 (2 nd 12:30)	
Best Scoring Run	9 (2 nd 10:28)	11 (2 nd 17:25)	
Lead Changes	4		
Times Tied	0		
Time with Lead	02:20	36:50	

Points from		GW		UF	
Turnovers	13	15			
Paint	32	36			
Second Chance	11	9			
Fast Breaks	4	18			
Bench	21	12			

Period by Period Scoring			
	1st	2nd	TOT
GW	27	43	70
UF	30	50	80



Official Basketball Box Score - Final
Saint Francis at Florida
12/17/25 Exactech Arena at Stephen C. O'Connell Center, Gainesville
2025-26 Men's Basketball

Game Time: 6:30 PM
Game Duration: 1:54
Attendance: 9,023

Officials: Bart Lenox, Patrick Evans, Shaun Seales

Record: 2-10												
NO. Name	Min	FG M-A	3P M-A	FT M-A	Rebounds OR DR TOT	Fouls PF FD	TP	AS	TO	ST	Blocks BS BA	+/-
4 Ralph Martino Jr.	F 36:51	3-5	0-1	1-2	0 1 1	1 2	7	0	0	0	0 0	-37
21 Gestrin Liberis	F 23:22	0-3	0-0	0-0	2 1 3	4 1	0	1	0	0	0 0	-21
2 Zion Russell	G 31:18	3-10	0-2	4-5	0 5 5	1 5	10	3	4	2	0 2	-26
8 Skylar Wicks	G 32:39	9-22	2-6	2-2	1 2 3	4 4	22	0	2	3	0 1	-40
15 Victor Payne	G 11:25	0-1	0-1	1-2	1 0 1	3 1	1	0	1	0	0 0	-16
7 Paris Papadatos	18:42	4-8	1-3	0-0	0 0 0	1 0	9	0	2	0	0 0	-19
6 Cameron Tweedy	20:54	4-6	0-1	0-0	2 2 4	1 0	8	0	0	2	0 0	-24
5 Ahmad Harrison	18:09	2-8	0-1	0-0	1 0 1	4 0	4	1	0	3	0 2	-21
3 Brandon Russell	03:55	0-0	0-0	0-0	0 0 0	1 0	0	1	0	0	0 0	0
1 KJ Swain	02:45	0-0	0-0	0-0	0 0 0	0 0	0	0	0	0	0 0	-1
Team					1 0 1	0 0	0	3				
Totals		25-63	3-16	8-11	8 11 19	20 13	61	6	12	10	0 5	-41

Major Fouls: Russell (F) 2nd 15:20

Record: 7-4												
NO. Name	Min	FG M-A	3P M-A	FT M-A	Rebounds OR DR TOT	Fouls PF FD	TP	AS	TO	ST	Blocks BS BA	+/-
10 Thomas Haugh	F 24:34	1-5	1-4	2-2	1 2 3	0 1	5	4	2	0	0 0	30
21 Alex Condon	F 24:40	5-7	0-2	4-4	0 7 7	2 2	14	5	2	0	3 0	30
9 Rueben Chinyelu	C 20:25	5-5	0-0	0-0	4 7 11	1 3	12	0	0	1	0 0	35
0 Boogie Fland	G 23:21	4-7	1-2	2-2	0 1 1	0 12	11	4	1	1	0 0	26
1 Xaivian Lee	G 22:52	7-9	2-4	2-2	0 4 4	2 2	18	2	2	1	0 0	34
3 Micah Handlogten	17:04	4-4	0-0	2-2	4 4 8	1 2	10	1	1	0	0 0	10
7 Urban Klavzar	22:46	3-7	2-5	3-4	1 1 2	0 5	11	2	4	0	1 0	16
20 Isaiah Brown	15:03	3-6	1-4	2-4	1 0 1	2 2	9	1	0	1	0 0	17
11 CJ Ingram II	12:15	1-3	1-2	0-0	1 0 1	3 0	3	1	0	0	0 0	12
4 Alex Lloyd	07:17	0-2	0-2	0-0	1 0 1	1 0	0	0	3	0	0 0	-3
12 Viktor Mikic	04:12	1-2	1-1	1-2	1 0 1	0 1	4	0	0	0	0 0	-2
8 Alex Kovatchev	03:45	1-1	1-1	0-0	0 1 1	0 0	3	1	0	0	0 0	2
32 Olivier Rioux	01:46	1-1	0-0	0-0	0 0 0	1 0	2	0	0	0	0 0	-2
Team					0 3 3	0 0	0	0				
Totals		36-59	10-27	20-24	13 31 44	13 20	102	21	15	4	5 0	41

Major Fouls: NONE

SFU		FLA	
Biggest lead	0 (1 st 20:00)	46 (2 nd 2:05)	
Best Scoring Run	5 (2 nd 3:45)	8 (1 st 15:08)	
Lead Changes	0		
Times Tied	0		
Time with Lead	00:00	38:59	

Points from		SFU	FLA
Turnovers	11	14	
Paint	30	52	
Second Chance	5	17	
Fast Breaks	9	15	
Bench	21	42	

Period by Period Scoring			
	1st	2nd	TOT
SFU	23	38	61
FLA	47	55	102

2025-26 Box Scores



Official Basketball Box Score - Final

Dartmouth at Florida

12/29/25 Exactech Arena at Stephen C. O'Connell Center, Gainesville
2025-26 Men's Basketball

Game Time: 6:00 PM

Game Duration: 2:02

Attendance: 10,917

Officials: K.B. Burdett Jr., Ron Groover, Anthony Eades

Dartmouth - 72

Record: 5-7

NO. Name	Min	FG M-A	3P M-A	FT M-A	Rebounds OR DR TOT	Fouls PF FD	TP	AS	TO	ST	Blocks BS BA	+/-
21 Brandon Mitchell-Day	F 26:36	3-6	1-2	0-0	0 9 9	4 2	7	3	4	0	0 1	-19
22 Jayden Williams	F 20:45	2-7	1-4	1-3	0 1 1	5 1	6	0	3	2	0 0	-16
33 Jackson Munro	F 21:39	6-9	3-5	0-0	0 0 0	3 0	15	1	0	0	0 1	-20
2 Kareem Thomas	G 24:14	4-12	1-3	6-7	1 1 2	3 5	15	0	0	0	0 1	-26
30 Connor Amundsen	G 27:55	1-10	0-2	2-2	0 1 1	3 2	4	7	1	0	0 1	-15
5 Cameron McNamee	26:52	6-9	4-5	0-0	0 5 5	2 0	16	1	0	2	0 1	-11
23 Niko Abusara	14:37	1-2	0-0	0-0	0 0 0	4 1	2	0	1	2	0 1	-11
7 Patrick Tivnan Jr.	07:30	0-1	0-1	0-0	0 0 0	0 0	0	0	0	0	0 0	-4
11 Cameron Hiatt	25:14	2-5	2-5	0-0	0 0 0	1 1	6	2	0	2	0 0	6
44 Shanon Simango	02:19	0-0	0-0	1-2	1 1 2	0 2	3	0	0	0	0 0	3
50 Tyler Garrett	02:19	0-1	0-0	0-0	0 0 0	0 0	0	0	0	0	0 1	3
Team					1 3 4	0	0	1				
Totals		25-62	12-27	10-14	3 21 24	25 14	72	14	10	8	0 7	-22

Shooting By Period	1st FG%	2nd FG%	3rd FG%	GM FG%	FT%	Dead Ball Rebounds: 3, 0
1st FG%	9-30 30.0%					
3PT%	4-12 33.3%					
FT%	5-7 71.4%					
2nd FG%		16-32 50.0%				
3PT%		8-15 53.3%				
FT%		5-7 71.4%				
GM FG%		25-62 40.3%				
3PT%		12-27 44.4%				
FT%		10-14 71.4%				



Official Basketball Box Score - Final

Florida at Missouri

01/03/26 Mizzou Arena, Columbia
2025-26 Men's Basketball

Game Time: 7:31 PM

Game Duration: 2:34

Attendance: 12,746

Officials: Don Dally, Owen Shortt, Anthony Jordan

Florida - 74

Record: 9-5 (0-1)

NO. Name	Min	FG M-A	3P M-A	FT M-A	Rebounds OR DR TOT	Fouls PF FD	TP	AS	TO	ST	Blocks BS BA	+/-
10 Thomas Haugh	F 38:34	9-20	2-6	4-5	2 5 7	4 3	24	1	0	0	0 2	-3
21 Alex Condon	F 30:00	3-8	1-4	7-10	0 5 5	4 6	14	6	2	0	0 0	0
9 Rueben Chinyelu	C 29:38	3-4	0-0	2-2	2 6 8	4 3	8	2	1	0	1 0	-6
0 Boogie Fland	G 33:58	2-10	0-6	2-2	1 0 1	2 3	6	7	1	0	0 0	3
1 Xaivian Lee	G 36:05	4-10	3-7	0-0	1 1 2	2 2	11	1	1	0	0 1	-3
3 Micah Handlogten	11:47	2-4	0-0	0-1	4 2 6	2 1	4	0	1	1	2 0	6
7 Urban Klavzar	09:56	2-4	1-3	0-0	1 0 1	2 1	5	0	2	1	0 0	0
20 Isiah Brown	09:42	1-3	0-1	0-0	1 2 3	2 0	2	0	0	1	1 0	-4
11 CJ Ingram II	00:20	0-0	0-0	0-0	0 0 0	0 0	0	0	0	0 0	0	-3
Team					1 3 4	0	0	0				
Totals		26-63	7-27	15-20	13 24 37	22 19	74	17	8	3	4 3	-2

Shooting By Period	1st FG%	2nd FG%	3rd FG%	GM FG%	FT%	Dead Ball Rebounds: 3, 0
1st FG%	13-31 41.9%					
3PT%	5-12 41.7%					
FT%	8-11 72.7%					
2nd FG%		13-32 40.6%				
3PT%		2-15 13.3%				
FT%		7-9 77.8%				
GM FG%		26-63 41.3%				
3PT%		7-27 25.9%				
FT%		15-20 75.0%				

Major Fouls: NONE

Missouri - 76

Record: 11-3 (1-0)

NO. Name	Min	FG M-A	3P M-A	FT M-A	Rebounds OR DR TOT	Fouls PF FD	TP	AS	TO	ST	Blocks BS BA	+/-
25 Mark Mitchell	F 35:27	5-14	1-3	3-5	1 0 1	3 4	14	3	1	0	2 0	11
15 Shawn Phillips Jr.	C 19:24	1-3	0-0	2-5	0 3 3	2 4	4	1	2	0	0 0	-5
0 Anthony Robinson II	G 34:56	8-14	2-5	1-2	2 6 8	2 4	19	5	1	2	0 1	8
17 Jayden Stone	G 28:18	3-8	2-6	1-4	0 6 6	3 3	9	2	0	0	0 0	7
35 Jacob Crews	G 29:13	2-3	0-1	9-10	3 1 4	2 6	13	0	0	0	0 1	1
11 Trent Pierce	19:15	3-5	2-4	2-4	1 4 5	1 2	10	0	0	1	0 0	-6
45 Luke Northweather	07:14	0-1	0-1	0-0	1 0 1	3 0	0	0	1	0	1 0	6
5 T.O. Barrett	07:57	2-4	0-0	0-0	1 0 1	0 0	4	0	1	0	2	-5
2 Sebastian Mack	06:22	0-0	0-0	0-0	0 0 0	1 0	0	0	1	0	0 0	-8
24 Nicholas Randall	06:14	0-1	0-0	0-0	1 1 2	0 0	0	0	0	0	1 4	4
7 Trent Burns	05:40	1-2	1-2	0-0	0 0 0	0 0	3	0	0	0	0 0	-3
Team					1 5 6	0	0	3				
Totals		25-55	8-22	18-30	11 26 37	19 22	76	11	10	4	3 4	2

Major Fouls: NONE

	Gators	Mizzou
Biggest lead	8 (1 st 12:49)	10 (2 nd 12:40)
Best Scoring Run	9 (2 nd 3:37)	9 (2 nd 18:26)
Lead Changes	4	
Times Tied	2	
Time with Lead	18:15	19:03

Points from Turnovers	Gators	Mizzou
Paint	36	32
Second Chance	10	9
Fast Breaks	9	11
Bench	11	17

Period by Period Scoring	1st	2nd	TOT
Gators	39	35	74
Mizzou	39	37	76



Official Basketball Box Score - Final

Georgia at Florida

01/06/26 Exactech Arena at Stephen C. O'Connell Center, Gainesville
2025-26 Men's Basketball

Game Time: 7:00 PM

Game Duration: 2:08

Attendance: 5,563

Officials: Pat Adams, Jeb Hartness, Olands Poole

Georgia - 77

Record: 13-2 (1-1)

NO. Name	Min	FG M-A	3P M-A	FT M-A	Rebounds OR DR TOT	Fouls PF FD	TP	AS	TO	ST	Blocks BS BA	+/-
6 Karon Catchings	F 27:10	5-11	2-6	0-0	2 4 6	4 0	12	0	3	0	0 1	-7
2 Somto Cyril	C 26:08	1-2	0-0	0-0	2 1 3	2 0	2	0	1	0	1 0	0
0 Blue Cain	G 29:57	3-9	0-4	2-2	0 4 4	3 8	2	0	2	1	0 0	-13
3 Jordan Ross	G 28:50	4-6	0-1	5-10	1 1 2	2 7	13	1	0	0	0 0	-16
5 Jeremiah Wilkinson	G 19:27	1-9	0-2	0-0	0 1 1	2 0	2	0	1	1	0 1	-18
4 Marcus Millender	27:33	7-11	2-3	2-3	0 3 3	1 4	18	1	1	2	0 2	0
11 Dylan James	19:54	6-10	0-1	4-5	2 4 6	2 3	16	1	0	1	1 1	-10
7 Justin Bailey	06:48	0-4	0-2	0-0	0 0 0	0 0	1	0	0	0	0 1	3
25 Justin Abson	18:30	1-4	0-0	0-0	2 4 6	0 0	2	0	2	0	4 2	-5
1 Kareem Slagg	07:05	1-4	0-0	0-0	1 0 1	0 0	2	0	1	0	0 2	-9
21 Jake Wilkins	07:38	0-0	0-0	2-3	0 1 1	0 1	2	0	0	0	0 0	0
Team					1 1 2	0	0	0				
Totals		29-70	4-19	15-23	11 24 35	17 17	77	6	9	6	7 10	-15

Shooting By Period	1st FG%	2nd FG%	3rd FG%	GM FG%	FT%	Dead Ball Rebounds: 4, 0
1st FG%	17-35 48.6%					
3PT%	1-5 20.0%					
FT%	5-8 62.5%					
2nd FG%		12-35 34.3%				
3PT%		3-14 21.4%				
FT%		10-15 66.7%				
GM FG%		29-70 41.4%				
3PT%		4-19 21.1%				
FT%		15-23 65.2%				

Major Fouls: Cyril (F2) 1st 10:14

Florida - 92

Record: 10-5 (1-1)

NO. Name	Min	FG M-A	3P M-A	FT M-A	Rebounds OR DR TOT	Fouls PF FD	TP	AS	TO	ST	Blocks BS BA	+/-
10 Thomas Haugh	F 36:11	8-15	2-5	3-4	5 7 12	1 4	21	5	1	3	4 0	7
21 Alex Condon	F 32:17	9-12	0-2	3-6	1 7 8	3 4	21	0	1	0	2 1	13
9 Rueben Chinyelu	C 19:41	5-8	0-0	1	1 3 4	1 2	10	0	0	0	1 1	15
0 Boogie Fland	G 29:00	2-10	0-3	4-4	4 4 8	5 2	8	6	3	1	0 0	9
1 Xaivian Lee	G 26:40	2-9	1-5	1-2	0 3 3	2 1	6	5	2	3	0 1	15
3 Micah Handlogten	17:53	3-5	0-0	0-0	6 5 11	2 2	6	0	1	0	3 1	-2
7 Urban Klavzar	24:53	3-7	3-7	2-2	0 1 1	2 0	11	2	2	1	0 0	7
20 Isiah Brown	13:25	3-9	0-3	3-4	3 3 6	1 2	9	0	1	0	0 3	11
Team					2 1 3	0	0	2				
Totals		35-75	6-25	16-23	22 34 56	17 17	92	18	13	8	10 7	15

Shooting By Period	1st FG%	2nd FG%	3rd FG%	GM FG%	FT%	Dead Ball Rebounds: 1, 0
1st FG%	17-36 47.2%					
3PT%	3-12 25.0%					
FT%	4-6 66.7%					
2nd FG%		18-39 46.2%				
3PT%		3-13 23.1%				
FT%		12-17 70.6%				
GM FG%		35-75 46.7%				
3PT%		6-25 24.0%				
FT%		16-23 69.6%				

Major Fouls: NONE

	UGA	FLA
Biggest lead	4 (1 st 17:52)	21 (2 nd 6:24)
Best Scoring Run	7 (1 st 5:39)	9 (2 nd 7:01)
Lead Changes	13	
Times Tied	5	
Time with Lead	05:08	31:33

Points from Turnovers	UGA	FLA
Paint	38	58
Second Chance	11	19
Fast Breaks	10	35
Bench	40	26

Period by Period Scoring	1st	2nd	TOT
UGA	40	37	77
FLA	41	51	92



Official Basketball Box Score - Final

Tennessee at Florida

01/10/26 Exactech Arena at Stephen C. O'Connell Center, Gainesville
2025-26 Men's Basketball

Game Time: 12:00 PM

Game Duration: 2:14

Attendance: 10,182

Officials: Joe Lindsay, Byron Jarrett, Keith Kimble

Tennessee - 67

Record: 11-5 (1-2)

NO.	Name	Min	FG M-A	3P M-A	FT M-A	Rebounds OR DR TOT	Fouls PF FD	TP	AS	TO	ST	Blocks BS BA	+/-				
6	DeWayne Brown II	F 18:59	5-6	0-0	0-3	2 2 4	2 2	10	0	1	0	0 1	-2				
10	Nate Ameritt	F 26:36	5-11	2-4	5-6	1 3 4	4 4	17	1	2	0	1 0	-13				
34	Felix Okpara	C 26:43	1-4	1-2	0-1	1 2 1	2 1 3	3	1	2	0	2 0	-19				
4	Ja Kobi Gillespie	F 37:08	3-10	2-6	4-5	1 3 4	2 2 12	3	4	2	1	0 0	-20				
3	Isiah Rowell	C 20:41	1-3	0-0	2-2	0 2 2	3 4	2	2	1	1	0 0	-5				
13	J.P. Estrella	G 05:12	0-0	0-0	0-2	2 2 3	0 0	0	0	1	0	0 0	-5				
23	Jaylen Carey	24:26	3-9	0-1	6-9	1 2 3	1 5 12	0	2	0	0	1 1	-22				
1	Amari Evans	19:36	1-2	0-0	1-2	0 5 5	2 2 3	1	1	3	0	0 0	-7				
77	Amaree Abram	07:45	0-0	0-0	0-0	1 1 1	2 0 3	0	0	0	0	0 0	-12				
24	Troy Henderson	06:58	2-3	2-3	0-0	0 0 0	2 0 6	0	0	0	0	0 0	0				
35	Ethan Brug	01:16	0-0	0-0	0-0	0 0 0	0 0 0	0	0	0	0	0 0	-2				
Total				1	0	1	0	0	0	0	0	0	0				
Totals			21:49	6-15	19-29	6	24	30	19	21	67	8	18	7	4	3	-24

2025-26 Box Scores



Official Basketball Box Score - Final
Florida at Oklahoma
01/13/26 Lloyd Noble Center, Norman, Okla.
2025-26 Men's Basketball

Game Time: 8:00 PM
Game Duration: 2:00
Attendance: 5,866

Officials: Don Dally, Steven Anderson, Lee Cassel

Florida - 96

Record: 12-5 (3-1)

NO. Name	Min	FG M-A	3P M-A	FT M-A	Rebounds OR DR TOT	Fouls PF FD	TP	AS	TO	ST	Blocks BS BA	+/-
10 Thomas Haugh	F 34:30	8-13	3-5	2-3	3 4 7	3 4 21	0 1 2	0 1 2	0 1 17			
21 Alex Condon	F 33:02	5-10	0-1	0-2	2 4 6	4 1 10	6 2 2	2 2 1	20			
9 Rueben Chinyelu	C 26:46	7-11	0-0	5-5	6 6 12	2 5 19	0 1 0	1 0 1	0 22			
0 Boogie Fland	G 32:59	7-16	1-5	0-1	1 4 5	1 1 15	7 1 2	0 0 0	17			
1 Xaivian Lee	G 19:18	2-8	0-6	0-0	0 2 2	3 0 4	3 1 2	0 0 0	10			
7 Urban Klavzar	27:11	4-6	1-3	4-4	0 1 1	2 2 13	1 1 1	1 0 0	9			
3 Micah Handlogten	11:21	3-4	0-0	0-0	5 3 8	0 2 6	2 0 0	2 0 0	-3			
20 Isaiah Brown	10:35	1-2	0-1	2-2	0 0 0	1 1 4	1 0 0	0 0 0	-1			
4 Alex Lloyd	01:53	0-0	0-0	0-0	0 0 0	1 0 0	0 0 0	0 0 0	-2			
11 CJ Ingram II	01:53	1-1	1-1	1-2	0 0 0	0 1 4	0 0 0	0 0 0	-2			
12 Viktor Mikic	00:32	0-0	0-0	0-0	0 0 0	1 0 0	0 0 0	0 0 0	-2			
Team					0 2 2	0 0 0						
Totals		38-71	6-22	14-19	17 26 43	18 17 96	20 7 9	5 2 17				

Major Fouls: NONE

Shooting By Period			
1 st FG%	19-35	54.3%	
3PT%	3-10	30.0%	
FT%	5-7	71.4%	
2 nd FG%	19-36	52.8%	
3PT%	3-12	25.0%	
FT%	9-12	75%	
GM FG%	38-71	53.5%	
3PT%	6-22	27.3%	
FT%	14-19	73.7%	

Dead Ball Rebounds: 1, 0

Oklahoma - 79

Record: 11-6 (1-3)

NO. Name	Min	FG M-A	3P M-A	FT M-A	Rebounds OR DR TOT	Fouls PF FD	TP	AS	TO	ST	Blocks BS BA	+/-
5 Mohamed Wague	F 24:47	2-5	0-0	0-3	5 2 7	3 2 4	1 1 1	1 1 1	-18			
13 Tae Davis	F 34:58	7-15	0-0	3-5	4 4 8	0 3 17	4 1 1	1 0 2	-10			
35 Derrion Reid	F 17:51	1-4	0-1	2-2	2 1 3	0 1 4	0 1 0	0 0 0	-16			
1 Xzayvier Brown	G 36:49	7-13	3-5	7-8	0 1 1	3 5 24	1 3 0	0 0 0	-23			
9 Nijel Pack	G 21:00	2-8	1-2	0-0	0 1 1	3 1 5	2 1 0	1 1 1	-15			
8 Kai Rogers	08:00	0-1	0-0	0-0	0 1 1	2 0 0	0 0 1	0 0 1	-4			
7 Dayton Forsythe	16:44	1-5	0-0	0-0	0 0 0	1 1 2	3 1 0	0 0 0	-5			
12 Jadon Jones	07:52	0-2	0-1	0-0	0 2 2	0 1 0	0 0 0	0 0 0	1			
22 Kuol Atak	04:28	0-0	0-0	0-0	0 1 1	0 0 0	0 0 0	0 0 0	4			
3 Jeff Nwankwo	09:36	2-3	2-3	0-0	0 0 0	2 0 6	0 1 0	0 0 0	-4			
15 Kirill Elatontsev	17:34	4-4	4-4	5-6	0 4 4	3 4 17	2 0 1	0 0 0	2			
55 Reid Lovelace	00:22	0-0	0-0	0-0	0 0 0	0 0 0	0 0 0	0 0 0	1			
Team					0 3 3	0 0 0						
Totals		26-60	10-16	17-24	11 20 31	17 18 79	13 11 3	2 5 -17				

Major Fouls: NONE

Shooting By Period			
1 st FG%	9-31	29.0%	
3PT%	2-4	50.0%	
FT%	4-5	80%	
2 nd FG%	17-29	58.6%	
3PT%	8-12	66.7%	
FT%	13-19	68.4%	
GM FG%	26-60	43.3%	
3PT%	10-16	62.5%	
FT%	17-24	70.8%	

Dead Ball Rebounds: 4, 0

UF		OU	
Biggest lead	29 (2 nd 15:20)	2 (1 st 16:35)	
Best Scoring Run	10 (1 st 4:37)	8 (2 nd 9:27)	
Lead Changes	2		
Times Tied	2		
Time with Lead	38:17	00:14	
Points from	UF	OU	
Turnovers	13	10	
Paint	60	22	
Second Chance	22	12	
Fast Breaks	15	10	
Bench	27	25	
Period by Period Scoring	1st	2nd	TOT
UF	46	50	96
OU	24	55	79



2025-26 Florida Men's Basketball Combined Team Statistics All games

Page 1/1
as of Jan 14, 2026

Game Records

Record	Overall	Home	Away	Neutral
ALL GAMES	12-5	8-0	1-2	3-3
CONFERENCE	3-1	2-0	1-1	0-0
NON-CONFERENCE	9-4	6-0	0-1	3-3

Score by Periods

Team	1st	2nd	OT	TOT
Florida	703	756	0	1459
Opponents	556	658	0	1214

Team Box Score

No.	Player				Total		3-Point		F-Throw		Rebounds														
		GP-GS	MIN	AVG	FG-FGA	FG%	3FG-3FGA	3FG%	FT-FTA	FT%	OFF	DEF	TOT	AVG	PF	DQ	A	TO	BLK	STL	PTS	AVG			
10	HAUGH, Thomas	17-17	576:49	33.9	98-205	.478	31-90	.344	69-92	.750	39	73	112	6.6	38	0	37	31	14	17	296	17.4			
21	CONDON, Alex	16-16	489:17	30.6	80-151	.530	5-34	.147	63-96	.656	39	94	133	8.3	43	2	59	38	23	13	228	14.3			
0	FLAND, Boogie	17-17	504:43	29.7	71-173	.410	16-74	.216	42-56	.750	15	28	43	2.5	42	3	60	29	3	30	200	11.8			
9	CHINYELU, Rueben	17-17	408:42	24.0	78-124	.629	0-1	.000	37-55	.673	67	115	182	10.7	55	3	8	23	15	12	193	11.4			
1	LEE, Xaivian	17-17	469:39	27.6	61-172	.355	27-108	.250	41-49	.837	8	63	71	4.2	32	1	57	25	3	18	190	11.2			
7	KLAVZAR, Urban	17-0	358:47	21.1	47-116	.405	32-89	.360	34-36	.944	6	17	23	1.4	21	0	19	20	1	7	160	9.4			
3	HANDLOGTEN, Micah	16-1	250:15	15.6	36-56	.643	0-1	.000	7-20	.350	58	49	107	6.7	29	0	8	14	19	5	79	4.9			
20	BROWN, Isaiah	15-0	152:34	10.2	22-51	.431	4-19	.211	14-20	.700	13	23	36	2.4	21	0	7	6	5	4	62	4.1			
11	INGRAM II, CJ	11-0	73:42	6.7	7-18	.389	4-10	.400	5-10	.500	6	1	7	0.6	9	0	6	7	2	2	23	2.1			
4	LLOYD, Alex	7-0	52:09	7.4	4-16	.250	3-13	.231	1-4	.250	1	10	11	1.6	5	0	2	6	1	1	12	1.7			
12	MIKIC, Viktor	8-0	26:05	3.3	4-12	.333	1-1	1.000	1-4	.250	6	2	8	1.0	8	0	3	3	1	0	10	1.3			
32	RIOUX, Olivier	4-0	07:50	2.0	1-1	1.000	0-0	.000	1-2	.500	0	2	2	0.5	2	0	0	1	0	0	3	0.8			
8	KOVATCHEV, Alex	5-0	28:41	5.7	1-6	.167	1-5	.200	0-0	.000	1	3	4	0.8	1	0	1	1	1	1	3	0.6			
33	JOSEFSBERG, Cooper	1-0	00:46	0.8	0-0	.000	0-0	.000	0-0	.000	0	0	0	0.0	0	0	0	0	0	0	0	0.0			
Team											30	25	55					10							
Total		17	3400		510-1101	.463	124-445	.279	315-444	.709	289	505	794	46.7	306	9	267	214	88	110	1459	85.8			
Opponents		17	3400		421-1029	.409	115-344	.334	257-372	.691	155	372	527	31.0	351	8	188	196	54	116	1214	71.4			

Team Statistics

	UF	OPP
Scoring	1459	1214
Points per game	85.8	71.4
Scoring margin	+14.4	-
Field goals-att	510-1101	421-1029
Field goal pct	.463	.409
3 point fg-att	124-445	115-344
3-point FG pct	.279	.334
3-pt FG made per game	7.3	6.8
Free throws-att	315-444	257-372
Free throw pct	.709	.691
F-Throws made per game	18.5	15.1
Rebounds	794	527
Rebounds per game	46.7	31.0
Rebounding margin	+15.7	-
Assists	267	188
Assists per game	15.7	11.1
Turnovers	214	196
Turnovers per game	12.6	11.5
Turnover margin	-1.1	-
Assist/turnover ratio	1.2	1.0
Steals	110	116
Steals per game	6.5	6.8
Blocks	88	54
Blocks per game	5.2	3.2
Winning streak	3	-
Home win streak	8	-
Attendance	81659	27926
Home games-Avg/Game	8-10207	3-9309
Neutral site-Avg/Game	-	6-11075

Team Results

Date	Opponent		Score	Att.
11/03/2025	vs Arizona	L	87-93	16704
11/06/2025	North Florida	W	104-64	10065
11/11/2025	Florida St.	W	78-76	10785
11/16/2025	vs Miami (FL)	W	82-68	8321
11/21/2025	Merrimack	W	80-45	10935
11/27/2025	vs TCU	L	80-84	4955
11/28/2025	vs Providence	W	90-78	5008
12/02/2025	at Duke	L	66-67	9314
12/09/2025	vs UConn	L	73-77	19694
12/13/2025	vs George Washington	W	80-70	11767
12/17/2025	Saint Francis	W	102-61	9023
12/21/2025	Colgate	W	90-60	10189
12/29/2025	Dartmouth	W	94-72	10917
01/03/2026	at Missouri	L	74-76	12746
01/06/2026	Georgia	W	92-77	9563
01/10/2026	Tennessee	W	91-67	10182
01/13/2026	at Oklahoma	W	96-79	5866



2025-26 Florida Men's Basketball Combined Team Statistics In Conference games

Page 1/1
as of Jan 14, 2026

Game Records

Record	Overall	Home	Away	Neutral
ALL GAMES	3-1	2-0	1-1	0-0
CONFERENCE	3-1	2-0	1-1	0-0
NON-CONFERENCE	0-0	0-0	0-0	0-0

Score by Periods

Team	1st	2nd	OT	TOT
Florida	167	186	0	353
Opponents	131	168	0	299

Team Box Score

No.	Player				Total		3-Point		F-Throw		Rebounds													
		GP-GS	MIN	AVG	FG-FGA	FG%	3FG-3FGA	3FG%	FT-FTA	FT%	OFF	DEF	TOT	AVG	PF	DQ	A	TO	BLK	STL	PTS	AVG		
10	HAUGH, Thomas	4-4	145:57	36.5	27-55	.491	8-21	.381	17-20	.850	10	19	29	7.3	11	0	8	3	4	10	79	19.8		
21	CONDON, Alex	4-4	127:35	31.9	21-41	.512	1-10	.100	13-23	.565	6	20	26	6.5	14	0	15	5	7	3	56	14.0		
9	CHINYELU, Rueben	4-4	100:55	25.2	23-35	.657	0-0	.000	8-9	.889	13	27	40	10.0	12	1	3	4	3	2	54	13.5		
0	FLAND, Boogie	4-4	127:21	31.8	20-49	.408	4-20	.200	8-11	.727	7	10	17	4.3	10	1	25	7	0	7	52	13.0		
7	KLAVZAR, Urban	4-0	90:09	22.5	13-27	.481	8-22	.364	10-10	1.000	1	2	3	0.8	7	0	3	7	0	3	44	11.0		
1	LEE, Xaivian	4-4	103:09	25.8	11-35	.314	6-25	.240	3-4	.750	1	10	11	2.8	9	0	12	7	0	5	31	7.8		
20	BROWN, Isaiah	4-0	44:44	11.2	6-15	.400	0-5	.000	5-7	.714	4	6	10	2.5	5	0	1	1	1	1	17	4.3		
3	HANDLOGTEN, Micah	4-0	55:32	13.9	8-15	.533	0-0	.000	0-1	.000	17	11	28	7.0	8	0	2	2	7	2	16	4.0		
11	INGRAM II, CJ	2-0	02:13	1.1	1-1	1.000	1-1	1.000	1-2	.500	0	0	0	0.0	0	0	0	0	0	0	4	2.0		
12	MIKIC, Viktor	1-0	00:32	0.5	0-0	.000	0-0	.000	0-0	.000	0	0	0	0.0	1	0	0	0	0	0	0	0.0		
4	LLOYD, Alex	1-0	01:53	1.9	0-0	.000	0-0	.000	0-0	.000	0	0	0	0.0	1	0	0	0	0	0	0	0.0		
Team											5	8	13					2						
Total		4	800		130-273	.476	28-104	.269	65-87	.747	64	113	177	44.3	78	2	69	38	22	33	353	88.3		
Opponents		4	800		101-234	.432	28-72	.389	69-106	.651	39	94	133	33.3	72	0	38	48	16	20	299	74.8		

Team Statistics

	UF	OPP
Scoring	353	299
Points per game	88.3	74.8
Scoring margin	+13.5	-
Field goals-att	130-273	101-234
Field goal pct	.476	.432
3 point fg-att	28-104	28-72
3-point FG pct	.269	.389
3-pt FG made per game	7.0	7.0
Free throws-att	65-87	69-106
Free throw pct	.747	.651
F-Throws made per game	16.3	17.3
Rebounds	177	133
Rebounds per game	44.3	33.3
Rebounding margin	+11.0	-
Assists	69	38
Assists per game	17.3	9.5
Turnovers	38	48
Turnovers per game	9.5	12.0
Turnover margin	+2.5	-
Assist/turnover ratio	1.8	0.8
Steals	33	20
Steals per game	8.3	5.0
Blocks	22	16
Blocks per game	5.5	4.0
Winning streak	3	-
Home win streak	2	-
Attendance	19745	18612
Home games-Avg/Game	2-9873	2-9306
Neutral site-Avg/Game	-	0-0

Team Results

Date	Opponent		Score	Att.
01/03/2026	at Missouri	L	74-76	12746
01/06/2026	Georgia	W	92-77	9563
01/10/2026	Tennessee	W	91-67	10182
01/13/2026	at Oklahoma	W	96-79	5866



2025-26 Florida Men's Basketball
Team Game-by-Game
All games

Page 1/1
as of Jan 14, 2026

				Total		3-Pointers		Free throws		Rebounds											
Opponent	Date	Score		FG-FGA	PCT	3FG-3FGA	PCT	FT-FTA	PCT	OFF	DEF	TOT	AVG	PF	A	TO	BLK	STL	PTS	AVG	
vs Arizona	11/03/2025	87-93	L	30-70	.429	7-27	.259	20-30	.667	17	22	39	39.0	23	15	15	2	9	87	87.0	
North Florida	11/06/2025	104-64	W	40-81	.494	6-32	.188	18-28	.643	29	35	64	51.5	14	22	14	6	9	104	95.5	
Florida St.	11/11/2025	78-76	W	25-64	.391	6-31	.194	22-32	.688	17	41	58	53.7	19	15	18	8	6	78	89.7	
vs Miami (FL)	11/16/2025	82-68	W	27-61	.443	9-28	.321	19-29	.655	14	36	50	52.8	23	15	16	6	5	82	87.8	
Merrimack	11/21/2025	80-45	W	27-62	.435	8-22	.364	18-23	.783	19	34	53	52.8	13	14	12	5	4	80	86.2	
vs TCU	11/27/2025	80-84	L	25-55	.455	8-29	.276	22-27	.815	10	21	31	49.2	26	16	19	3	5	80	85.2	
vs Providence	11/28/2025	90-78	W	28-66	.424	12-33	.364	22-27	.815	13	29	42	48.1	21	18	8	4	2	90	85.9	
at Duke	12/02/2025	66-67	L	25-67	.373	7-28	.250	9-12	.750	20	24	44	47.6	16	4	13	2	7	66	83.4	
vs UConn	12/09/2025	73-77	L	25-59	.424	4-15	.267	19-27	.704	16	24	40	46.8	19	14	12	7	3	73	82.2	
vs George Washington	12/13/2025	80-70	W	27-54	.500	6-27	.222	20-33	.606	12	31	43	46.4	14	19	13	5	9	80	82.0	
Saint Francis	12/17/2025	102-61	W	36-59	.610	10-27	.370	20-24	.833	13	31	44	46.2	13	21	15	5	4	102	83.8	
Colgate	12/21/2025	90-60	W	32-62	.516	8-24	.333	18-27	.667	20	29	49	46.4	13	12	9	6	8	90	84.3	
Dartmouth	12/29/2025	94-72	W	33-68	.485	5-18	.278	23-38	.605	25	35	60	47.5	14	13	12	7	6	94	85.1	
at Missouri	01/03/2026	74-76	L	26-63	.413	7-27	.259	15-20	.750	13	24	37	46.7	22	17	8	4	3	74	84.3	
Georgia	01/06/2026	92-77	W	35-75	.467	6-25	.240	16-23	.696	22	34	56	47.3	17	18	13	10	8	92	84.8	
Tennessee	01/10/2026	91-67	W	31-64	.484	9-30	.300	20-25	.800	12	29	41	46.9	21	14	10	3	13	91	85.2	
at Oklahoma	01/13/2026	96-79	W	38-71	.535	6-22	.273	14-19	.737	17	26	43	46.7	18	20	7	5	9	96	85.8	
Total		1459		510-1101	.463	124-445	.279	315-444	.709	289	505	794	46.7	306	267	214	88	110	1459	85.8	
Opponents		1214		421-1029	.409	115-344	.334	257-372	.691	155	372	527	31.0	351	188	196	54	116	1214	71.4	

Florida Averages

Games Played	Points/game	FG Pct	3FG Pct	FT Pct	Rebounds/game	Assists/game	Turnovers/game	Assist/Turnover ratio	Steals/game	Blocks/game
17	85.8	46.3	27.9	70.9	46.7	15.7	12.6	1.2	6.5	5.2



2025-26 Florida Men's Basketball
Opponents Game-by-Game
All games

Page 1/1
as of Jan 14, 2026

				Total		3-Pointers		Free throws		Rebounds											
Opponent	Date	Score		FG-FGA	PCT	3FG-3FGA	PCT	FT-FTA	PCT	OFF	DEF	TOT	AVG	PF	A	TO	BLK	STL	PTS	AVG	
vs Arizona	11/03/2025	87-93	L	30-61	.492	2-5	.400	31-38	.816	12	29	41	41.0	22	15	14	5	8	93	93.0	
North Florida	11/06/2025	104-64	W	19-61	.311	7-28	.250	19-22	.864	7	17	24	32.5	24	2	16	0	6	64	78.5	
Florida St.	11/11/2025	78-76	W	23-68	.338	9-34	.265	21-25	.840	8	28	36	33.7	25	7	10	3	9	76	77.7	
vs Miami (FL)	11/16/2025	82-68	W	24-71	.338	5-17	.294	15-27	.556	17	25	42	35.8	25	13	10	5	8	68	75.3	
Merrimack	11/21/2025	80-45	W	16-56	.286	4-25	.160	9-11	.818	7	18	25	33.6	18	7	11	2	7	45	69.2	
vs TCU	11/27/2025	80-84	L	28-59	.475	4-17	.235	24-33	.727	8	20	28	32.7	19	16	9	4	12	84	71.7	
vs Providence	11/28/2025	90-78	W	26-60	.433	6-16	.375	20-26	.769	9	28	37	33.3	25	10	10	0	5	78	72.6	
at Duke	12/02/2025	66-67	L	25-56	.446	7-26	.269	10-16	.625	11	22	33	33.3	14	13	12	11	7	67	71.9	
vs UConn	12/09/2025	73-77	L	29-58	.500	8-18	.444	11-16	.688	7	21	28	32.7	20	18	9	3	3	77	72.4	
vs George Washington	12/13/2025	80-70	W	27-65	.415	9-26	.346	7-19	.368	13	22	35	32.9	24	13	12	0	8	70	72.2	
Saint Francis	12/17/2025	102-61	W	25-63	.397	3-16	.188	8-11	.727	8	11	19	31.6	20	6	12	0	10	61	71.2	
Colgate	12/21/2025	90-60	W	23-55	.418	11-17	.647	3-8	.375	6	16	22	30.8	18	16	13	5	5	60	70.3	
Dartmouth	12/29/2025	94-72	W	25-62	.403	12-27	.444	10-14	.714	3	21	24	30.3	25	14	10	0	8	72	70.4	
at Missouri	01/03/2026	74-76	L	25-55	.455	8-22	.364	18-30	.600	11	26	37	30.8	19	11	10	3	4	76	70.8	
Georgia	01/06/2026	92-77	W	29-70	.414	4-19	.211	15-23	.652	11	24	35	31.1	17	6	9	7	6	77	71.2	
Tennessee	01/10/2026	91-67	W	21-49	.429	6-15	.400	19-29	.655	6	24	30	31.0	19	8	18	4	7	67	70.9	
at Oklahoma	01/13/2026	96-79	W	26-60	.433	10-16	.625	17-24	.708	11	20	31	31.0	17	13	11	2	3	79	71.4	
Total		1214		421-1029	.409	115-344	.334	257-372	.691	155	372	527	31.0	351	188	196	54	116	1214	71.4	
Florida		1459		510-1101	.463	124-445	.279	315-444	.709	289	505	794	46.7	306	267	214	88	110	1459	85.8	

Opponents Averages

Games Played	Points/game	FG Pct	3FG Pct	FT Pct	Rebounds/game	Assists/game	Turnovers/game	Assist/Turnover ratio	Steals/game	Blocks/game
17	71.4	40.9	33.4	69.1	31.0	11.1	11.5	1.0	6.8	3.2



2025-26 Florida Men's Basketball
Points-rebounds-assists
All games

Page 1/1
as of Jan 14, 2026

Opponent	Date	Score		0 FLAND,BOOG	1 LEE,XAIVIA	3 HANDLOGTEN	4 LLOYD,ALEX	7 KLAVZAR,UR	8 KOVATCHEV,	9 CHINYELU,R	10 HAUGH,THOM	11 INGRAM II,	12 MIKIC,VIKT	20 BROWN,ISAI
vs Arizona	11/03/2025	87-93	L	9-4-3	14-6-5	11-12-0	DNP	8-1-0	DNP	4-1-0	27-4-2	3-0-1	DNP	0-0-0
North Florida	11/06/2025	104-64	W	10-2-3	10-3-4	17-13-1	4-4-1	0-1-0	0-0-0	8-9-2	12-8-4	5-2-1	4-2-2	9-8-0
Florida St.	11/11/2025	78-76	W	18-5-1	9-7-6	2-6-0	DNP	7-0-1	DNP	10-16-1	20-13-3	0-0-0	DNP	1-2-1
vs Miami (FL)	11/16/2025	82-68	W	8-2-2	5-6-5	0-4-0	DNP	15-3-2	DNP	16-10-1	17-9-3	DNP	0-1-0	2-2-1
Merrimack	11/21/2025	80-45	W	10-1-3	0-2-3	DNP	3-2-0	6-3-3	0-0-0	14-21-0	13-4-2	5-0-0	2-3-0	6-3-1
vs TCU	11/27/2025	80-84	L	12-1-2	5-3-1	2-1-0	0-1-1	20-2-1	DNP	13-9-0	20-5-2	DNP	DNP	0-0-1
vs Providence	11/28/2025	90-78	W	17-2-3	20-7-4	0-6-3	DNP	18-1-1	DNP	13-10-1	16-12-5	DNP	0-0-1	6-2-0
at Duke	12/02/2025	66-67	L	16-1-0	4-4-1	0-2-0	DNP	6-1-2	DNP	4-14-0	24-6-1	DNP	DNP	DNP
vs UConn	12/09/2025	73-77	L	8-1-1	19-6-5	2-6-0	DNP	3-0-2	DNP	8-11-0	18-2-1	1-1-1	DNP	DNP
vs George Washington	12/13/2025	80-70	W	12-2-5	24-6-4	6-1-0	DNP	2-1-1	DNP	8-6-0	19-7-1	0-1-1	DNP	4-3-0
Saint Francis	12/17/2025	102-61	W	11-1-4	18-4-2	10-8-1	0-1-0	11-2-2	3-1-1	12-11-0	5-3-4	3-1-1	4-1-0	9-1-1
Colgate	12/21/2025	90-60	W	7-2-3	19-2-3	5-8-0	0-1-0	8-0-1	0-3-0	16-12-0	17-2-0	0-1-0	0-1-0	2-3-0
Dartmouth	12/29/2025	94-72	W	10-2-5	12-4-2	8-12-1	5-2-0	12-5-0	0-0-0	13-12-0	9-8-1	2-1-1	0-0-0	6-2-1
at Missouri	01/03/2026	74-76	L	6-1-7	11-2-1	4-6-0	DNP	5-1-0	DNP	8-8-2	24-7-1	0-0-0	DNP	2-3-0
Georgia	01/06/2026	92-77	W	8-8-6	6-3-5	6-11-0	DNP	11-1-2	DNP	10-4-0	21-12-5	DNP	DNP	9-6-0
Tennessee	01/10/2026	91-67	W	23-3-5	10-4-3	0-3-0	DNP	15-0-0	DNP	17-16-1	13-3-2	DNP	DNP	2-1-0
at Oklahoma	01/13/2026	96-79	W	15-5-7	4-2-3	6-8-2	0-0-0	13-1-1	DNP	19-12-0	21-7-0	4-0-0	0-0-0	4-0-1

Opponent	Date	Score		21 CONDON,ALE	32 RIOUX,OLIV	33 JOSEFSBERG
vs Arizona	11/03/2025	87-93	L	11-8-4	DNP	DNP
North Florida	11/06/2025	104-64	W	25-10-4	0-0-0	0-0-0
Florida St.	11/11/2025	78-76	W	11-6-2	DNP	DNP
vs Miami (FL)	11/16/2025	82-68	W	19-10-1	DNP	DNP
Merrimack	11/21/2025	80-45	W	20-11-2	1-1-0	DNP
vs TCU	11/27/2025	80-84	L	8-8-8	DNP	DNP
vs Providence	11/28/2025	90-78	W	DNP	DNP	DNP
at Duke	12/02/2025	66-67	L	12-10-0	DNP	DNP
vs UConn	12/09/2025	73-77	L	14-9-4	DNP	DNP
vs George Washington	12/13/2025	80-70	W	5-9-7	DNP	DNP
Saint Francis	12/17/2025	102-61	W	14-7-5	2-0-0	DNP
Colgate	12/21/2025	90-60	W	16-10-5	0-1-0	DNP
Dartmouth	12/29/2025	94-72	W	17-9-2	DNP	DNP
at Missouri	01/03/2026	74-76	L	14-5-6	DNP	DNP
Georgia	01/06/2026	92-77	W	21-8-0	DNP	DNP
Tennessee	01/10/2026	91-67	W	11-7-3	DNP	DNP
at Oklahoma	01/13/2026	96-79	W	10-6-6	DNP	DNP