



6 SEC TOURNAMENT CHAMPIONSHIPS • 29 NCAA TOURNAMENTS • 1 FINAL FOUR • 5 ELITE EIGHTS • 14 SWEET SIXTEENS

## VANDERBILT

WOMEN'S BASKETBALL

2025-26 GAME NOTES • GAME 19 • vs. MICHIGAN • 1:30 P.M. CT • CORETTA SCOTT KING CLASSIC

## 2025-26 SCHEDULE

Overall: 18-0 | SEC: 5-0

Home: 11-0 | Away: 5-0 | Neutral: 3-0

AP Poll: 5 | WBCA Coaches Poll: 5 | NET Ranking: 9

Streak: W-18

## OCTOBER (1-0)

27 vs. Memphis<sup>&</sup> (Exhibition) Win 104-68

## NOVEMBER (8-0)

3 vs. California<sup>^</sup> Win 74-65

10 Furman Win 96-48

12 at Austin Peay Win 75-65

19 at Western Kentucky Win 87-49

21 Alabama State Win 92-38

23 Tennessee State Win 99-43

27 vs. Oregon State<sup>%</sup> Win 88-6629 vs. BYU<sup>%</sup> Win 84-71

## DECEMBER (5-0)

3 Virginia<sup>#</sup> Win 81-68

15 South Florida Win 87-58

18 UAlbany Win 64-35

20 Texas Southern Win 96-46

28 Stonehill Win 109-50

## JANUARY (5-0)

1 at Arkansas\* Win 88-71

4 #5/5 LSU\* Win 65-61

8 Missouri\* Win 99-68

11 at Texas A&amp;M\* Win 91-51

15 at Mississippi State\* Win 89-84

19 vs. #8/7 Michigan<sup>!</sup> 1:30 p.m. FOX

22 Auburn\* 6:30 p.m. SEC Network+

25 at South Carolina\* 2 p.m. ESPN

29 at Ole Miss\* 6:30 p.m. SEC Network+

## FEBRUARY (0-0)

1 Florida\* 3 p.m. SEC Network

5 at Kentucky\* 6 p.m. SEC Network+

9 Oklahoma\* 8 p.m. ESPN2

12 Texas\* 6:30 p.m. SEC Network+

15 at Georgia\* 11 a.m. SEC Network

22 Kentucky\* 2 p.m. SEC Network+

26 Alabama\* 6:30 p.m. SEC Network+

## MARCH (0-0)

1 at Tennessee\* 1 p.m. ESPN

4-8 SEC Tournament TBD TBD

All times Central • Home games in bold • Neutral games in italics

\* | SEC game • # | ACC/SEC Challenge

&amp; | Hoops for St. Jude Tip Off Classic (Memphis, Tenn.) • ^ | Qui-Play Paris (Paris, France)

% Paradise Jam (St. Thomas, USVI) • ! | Coretta Scott King Classic (Newark, N.J.)

Rankings: AP/WBCA Coaches Poll

All games times and dates are subject to change

## GAME 19



#5/5 VANDERBILT (18-0, 5-0 SEC)

vs. #8/7 MICHIGAN (15-2, 6-1 BIG TEN)



MONDAY, JAN. 19

1:30 p.m. CT



NEWARK, N.J.

Prudential Center • 18,711



FOX

Dave Sims (Play-By-Play) • Isis Young (Analyst)



94.9 THE FAN

Vanderbilt Athletics App • Jake Lyman

## STARTING FIVE

>> The Coretta Scott King Classic is a national showcase that highlights women's college basketball while honoring the legacy and values of Coretta Scott King and the King family. The contest between Vanderbilt and Michigan will be the second of two top-15 matchups played at the Prudential Center, home of the NHL's New Jersey Devils, on Monday afternoon. No. 10/8 TCU and No. 14/15 Ohio State open the event at 11 a.m. CT.

>> The Dores head to the Coretta Scott King Classic fresh off setting the school record for the best start to a season, as Vandy stands at 18-0 overall to open 2025-26. Vanderbilt collected its 18th-straight win in an 89-84 victory at Mississippi State on Thursday. All-American Mikayla Blakes scored a season-high 38 points, which is the ninth-most points scored in a game in program history.

>> The 18-straight wins by the Commodores to open 2025-26 is the longest winning streak at any point in a season in school history.

>> Vanderbilt's 18-game winning streak is the third-longest active streak in the country coming into the Martin Luther King Jr. Day weekend. Only UConn (35) and Texas Tech (19) have won more consecutive games than the Commodores.

>> The Dores and Wolverines matchup for the fifth time in a series that dates back to the 1988-89 season. Vanderbilt holds a 3-1 lead, though Michigan won the last game, 50-42, in Ann Arbor on Nov. 23, 2008. This will be the second neutral-site contest between the two schools. They also played the Reebok Roundball Classic in Norfolk, Virginia, on Dec. 12, 1988, where Vandy captured a 95-86 win.



## TEAM COMPARISON

17-0	Overall Record	15-2
4-0	Conf. Record	6-1
9	NET Ranking	6
86.8	Points Per Game	88.6
56.1	Opp. Per Game	58.4
47.7	Field Goal Pct.	47.3
37.4	Opp. Field Goal Pct.	36.6
36.9	3-Point Pct.	32.8
29.7	Opp. 3-Point Pct.	28.9
72.0	Free Throw Pct.	66.7
38.8	Rebounds Per Game	43.1
+5.0	Rebounding Margin	+9.6
20.6	Assists Per Game	17.4
12.0	Turnovers Per Game	14.5
13.3	Steals Per Game	12.1
4.7	Blocks Per Game	3.8

## SERIES HISTORY

Games:	4
Vanderbilt Series Record:	3-1
Games in Nashville:	1-0
Games in Ann Arbor:	1-1
Neutral Site Games:	1-0
First Meeting:	Dec. 29, 1988, in Norfolk, Va. Vanderbilt, 95-86
Last Meeting:	Nov. 23, 2008 in Ann Arbor Michigan, 42-50
Last Win:	Dec. 7, 1999 in Ann Arbor, 76-60
Last Loss:	Nov. 23, 2008 in Ann Arbor, 42-50
Last Home Win:	Nov. 13, 1998, 57-45
Last Road Win:	Dec. 7, 1999, 76-60
Last Neutral Win:	Dec. 12, 1988 in Norfolk, Va., 95-86
Last Home Loss:	Never
Last Road Loss:	Nov. 23, 2008, 42-50
Last Neutral Loss:	Never
vs. Michigan under Ralph:	0-0
Current Vanderbilt Series Streak:	L-1

## ALL-TIME SERIES

Date	Location	Vandy Result	Score
11.23.08	Ann Arbor	L	42-50
12.07.99	Ann Arbor	W	76-60
11.13.98	Nashville	W	57-45
12.29.88	Norfolk, Va.	W	95-86

## PROJECTED STARTERS

1

MIKAYLA BLAKES

G • 5-8 • So.  
Somerset, N.J.  
Rutgers Prep HSPoints • 25.6  
FG% • 46.4  
3P FG% • 33.1  
Boards • 3.7  
Assists • 4.4  
Steals • 3.4

3

AUBREY GALVAN

G • 5-6 • Fr.  
Deerfield, Ill.  
Wilmette Loyola AcademyPoints • 11.1  
FG% • 38.2  
3P FG% • 31.7  
Assists • 6.4  
Ast/TO • 2.8  
Steals • 3.1

13

JUSTINE PISSOTT

G/F • 6-4 • Sr.  
Toms River, N.J.  
TennesseePoints • 11.7  
FG% • 45.7  
3P FG% • 44.7  
3P FG PG • 3.1  
Boards • 4.3  
Assists • 2.7

15

NDJAKALENGA MWENENTANDA

G/F • 6-2 • Gr.  
Sioux Falls, S.D.  
TexasPoints • 7.8  
FG% • 51.0  
3P FG% • 33.3  
FT% • 86.1  
Boards • 2.9  
Ast/TO • 1.0

35

SACHA WASHINGTON

F • 6-2 • Gr.  
Lawrenceville, Ga.  
Collins Hill HSPoints • 9.6  
FG% • 57.9  
Boards • 7.8  
Off. Boards • 4.2  
Assists • 1.4  
Steals • 1.3



## PRONUNCIATION

### JADA BROWN

Jay-Duh

### AALYAH DEL ROSARIO

Ah-Lee-Uh • Dell Row-zar-E-O

### AUBREY GALVAN

GAL-VAN

### AGA MAKURAT

Ah-gah • Mock-eww-Rah

### AIYANA MITCHELL

Eye-on-Uh

### NDJAKALENGA MWENENTANDA

Jack-Uh-LANG-Uh • MWEN-N-Tawn-duh

### JUSTINE PISSOTT

Jus-Teen • PUH-sot

### SACHA WASHINGTON

Sah-SHUH

### MONIQUE WILLIAMS

Mo-NEEK

## ROSTER BREAKDOWN

### CLASS

**GRADUATE (2):** Ndjakalenga Mwenentanda, Sacha Washington**SENIOR (2):** Jada Brown, Justine Pissott**JUNIOR (4):** Aalyah Del Rosario, Madison Greene, Aga Makurat, Aiyana Mitchell**SOPHOMORE (2):** Mikayla Blakes, Trinity Wilson**FRESHMAN (3):** Ava Black, Aubrey Galvan, Monique Williams

### POSITION

**CENTER (1):** Aalyah Del Rosario**FORWARD (5):** Aiyana Mitchell, Justine Pissott, Sacha Washington, Monique Williams, Trinity Wilson**GUARD (8):** Ava Black, Mikayla Blakes, Jada Brown, Aubrey Galvan, Madison Greene, Aga Makurat, Ndjakalenga Mwenentanda, Justine Pissott

### HOME STATE/COUNTRY

**NEW JERSEY (2):** MIKAYLA BLAKES, JUSTINE PISSOTT**ARKANSAS (1):** JADA BROWN**AUSTRALIA (1):** MONIQUE WILLIAMS**COLORADO (1):** AIYANA MITCHELL**DOMINICAN REPUBLIC (1):** AALYAH DEL ROSARIO**GEORGIA (1):** SACHA WASHINGTON**ILLINOIS (1):** AUBREY GALVAN**MINNESOTA (1):** TRINITY WILSON**NEW HAMPSHIRE (1):** AVA BLACK**OHIO (1):** MADISON GREENE**POLAND (1):** AGA MAKURAT**SOUTH DAKOTA (1):** NDJAKALENGA MWENENTANDA

FRONT ROW (L-R) JUSTINE PISSOTT, MIKAYLA BLAKES, SACHA WASHINGTON, JADA BROWN, AUBREY GALVAN, AGA MAKURAT  
BACK ROW (L-R) AVA BLACK, NDJAKALENGA MWENENTANDA, MONIQUE WILLIAMS, AALYAH DEL ROSARIO, AIYANA MITCHELL, TRINITY WILSON, MADISON GREENE

## 2025-26 ROSTER

No.	Name	POS	HT	YR	EXP	Hometown (Previous School)
1	Mikayla Blakes	G	5-8	So.	1V	Somerset, N.J. (Rutgers Prep)
2	Jada Brown	G	5-8	Sr.	3V	Bentonville, Ark. (Bentonville HS)
3	Aubrey Galvan	G	5-6	Fr.	HS	Deerfield, Ill. (Wilmette Loyola Academy)
4	Madison Greene	G	5-6	Jr.	2V	Columbus, Ohio (Pickerington Central HS)
8	Ava Black	G	5-11	Fr.	HS	Auburn, N.H. (Tabor Academy (Mass.))
11	Monique Williams	F	6-3	Fr.	HS	Perth, Australia (Willeton Senior HS)
13	Justine Pissott	G/F	6-4	Sr.	2V	Toms River, N.J. (Tennessee)
14	Aiyana Mitchell	F	6-4	Jr.	2V	Colorado Springs, Colo. (Fountain-Fort Carson HS)
15	Ndjakalenga Mwenentanda	G	6-2	Gr.	TR	Sioux Falls, S.D. (Texas)
24	Aga Makurat	G	6-3	Jr.	2V	Sierakowice, Poland (Sopocka Akademia Tenisowa)
30	Trinity Wilson	C	6-3	So.	1V	Lakeville, Minn. (Lakeville North HS)
32	Aalyah Del Rosario	F	6-6	Jr.	TR	Santo Domingo, D.R. (LSU)
35	Sacha Washington	F	6-2	Gr.	3V	Lawrenceville, Ga. (Collins Hill HS)

## COACHING STAFF

**HEAD COACH:** Shea Ralph • 5th Season • UConn '01**ASSOCIATE HEAD COACH:** Tom Garrick • 5th Season • Rhode Island '88**ASSISTANT COACH/RECRUITING COORDINATOR:** Ashley Earley • 5th Season • Vanderbilt '05**ASSISTANT COACH/RECRUITING COORDINATOR:** Kevin DeMille • 5th Season • UConn '13**ASSISTANT COACH/AST. DIRECTOR OF OPERATIONS:** Eric Mundinger • 4th Season • Memphis '20**ASSISTANT COACH:** Kaili McLaren • 1st Season • UConn '10

## SEC STANDINGS (AS OF JAN. 16)

Team	SEC	Overall	Streak
5/5 Vanderbilt	5-0	18-0	W-18
2/2 South Carolina	5-0	18-1	W-11
20/20 Tennessee	4-0	12-3	W-5
7/9 Kentucky	4-1	17-2	W-2
16/16 Ole Miss	3-1	16-3	W-2
4/2 Texas	3-2	18-2	L-2
21/21 Alabama	3-2	17-2	L-1
6/6 LSU	2-2	16-2	W-2
13/12 Oklahoma	2-2	14-3	L-2
Auburn	2-3	13-6	W-2
Georgia (RV/--)	1-3	15-3	L-2
Texas A&M	1-3	8-5	L-1
Mississippi State	1-4	14-5	L-4
Missouri	1-4	13-7	W-1
Florida	0-5	12-5	L-5
Arkansas	0-4	11-9	L-6

## POLLS

### Associated Press Top 25 Week 10

- |                      |                    |
|----------------------|--------------------|
| 1) UConn (32)        | 14) Ohio State     |
| 2) South Carolina*   | 15) Michigan State |
| 3) UCLA              | 16) Ole Miss*      |
| 4) Texas*            | 17) Texas Tech     |
| 5) <b>VANDERBILT</b> | 18) Baylor         |
| 6) LSU*              | 19) Iowa State     |
| 7) Kentucky*         | 20) Tennessee*     |
| 8) Michigan*         | 21) Alabama*       |
| 9) Louisville        | 22) Princeton      |
| 10) TCU              | 23) Notre Dame     |
| 11) Iowa             | 24) Nebraska       |
| 12) Maryland         | 25) Illinois       |
| 13) Oklahoma*        |                    |

\*Vanderbilt Opponent

**Received Votes:** West Virginia, Duke, North Carolina, Minnesota, Washington, Stanford, Utah, Southern Cal, Rhode Island, Georgia\*, Oregon, NC State

### WBCA/USA Today Coaches Top 25 Week 11

- |                      |                    |
|----------------------|--------------------|
| 1) UConn (31)        | 14) Michigan State |
| 2) South Carolina*   | 15) Ohio State     |
| 3) UCLA              | 16) Ole Miss*      |
| 4) Texas*            | 17) Baylor         |
| 5) <b>VANDERBILT</b> | 18) Texas Tech     |
| 6) LSU*              | 19) Iowa State     |
| 7) Michigan*         | 20) Tennessee*     |
| 8) TCU               | 21) Alabama*       |
| 9) Kentucky*         | 22) Notre Dame     |
| 10) Louisville       | 23) North Carolina |
| 11) Maryland         | 24) Princeton      |
| 12) Oklahoma*        | 25) West Virginia  |
| 13) Iowa             |                    |

\*Vanderbilt Opponent

**Received Votes:** Illinois, Nebraska, Southern Cal, Washington, Duke, Oregon, Oklahoma State, South Dakota St., Minnesota, Arizona State



## TV/RADIO ROSTER



**1 MIKAYLA  
BLAKES**

G // 5-8 // So.  
Somerset, N.J.  
Rutgers Prep HS



**2 JADA  
BROWN**

G // 5-8 // Sr.  
Bentonville, Ark.  
Bentonville HS



**3 AUBREY  
GALVAN**

G // 5-6 // Fr.  
Deerfield, Ill.  
Wilmette Loyola  
Academy



**4 MADISON  
GREENE**

G // 5-6 // Jr.  
Columbus, Ohio  
Pickerington  
Central HS



**8 AVA  
BLACK**

F // 5-11 // Fr.  
Auburn, N.H.  
Tabor Academy (Mass.)



**11 MONIQUE  
WILLIAMS**

F // 6-3 // Fr.  
Perth, Australia  
Wilton Senior HS



**13 JUSTINE  
PISSOTT**

G/F // 6-4 // Sr.  
Toms River, N.J.  
Tennessee  
Red Bank Catholic HS



**14 AIYANA  
MITCHELL**

F // 6-4 // Jr.  
Colorado Springs, Colo.  
Fountain-Fort Carson HS



**15 NDJAKALENGA  
MWENENTANDA**

G // 6-2 // Gr.  
Sioux Falls, S.D.  
Texas  
Washington HS



**24 AGA  
MAKURAT**

G // 6-2 // Jr.  
Sierakowice, Poland  
Sopocka Akademia  
Tenisowa



**30 TRINITY  
WILSON**

F // 6-3 // So.  
Lakeville, Minn.  
Lakeville North HS



**32 AALYAH  
DEL ROSARIO**

C // 6-6 // Jr.  
Santo Domingo, D.R.  
LSU  
The Webb School  
(Tenn.)



**35 SACHA  
WASHINGTON**

F // 6-2 // Gr.  
Lawrenceville, Ga.  
Collins Hill HS

## COACHING STAFF



**SHEA  
RALPH**

Head Coach  
5th Season




**TOM  
GARRICK**

Associate  
Head Coach  
5th Season




**ASHLEY  
EARLEY**

Assistant Coach  
5th Season



**KEVIN  
DeMILLE**

Assistant Coach  
5th Season



**ERIC  
MUNDINGER**

Assistant Coach  
4th Season



**KAILI  
McLAREN**

Assistant Coach  
1st Season





## VANDERBILT WBB QUICK FACTS

HOME ARENA: MEMORIAL GYMNASIUM (14,316)  
2024-25 RECORD: 22-11 (.667)  
2024-25 SEC RECORD: 8-8 (.500)  
POSTSEASON: 0-1 (NCAA FIRST ROUND)  
LETTERWINNERS RETURNING/LOST: 8/5  
STARTERS RETURNING/LOST: 1/4  
NEWCOMERS: 5

## THE UNIVERSITY

LOCATION: NASHVILLE, TENN.  
UNDERGRADUATE ENROLLMENT: 7,366  
TOTAL ENROLLMENT: 13,670  
AFFILIATION: NCAA DIVISION I  
CONFERENCE: SOUTHEASTERN (SEC)  
MASCOT: COMMODORES  
COLORS: BLACK & GOLD  
CHANCELLOR: DANIEL DIERMEIER  
DIRECTOR OF ATHLETICS: CANDICE STOREY LEE  
FACULTY ATHLETICS REP: TRACE WILGUS

## VANDERBILT WBB STAFF

HEAD COACH: SHEA RALPH • 5TH SEASON  
ASSOCIATE HEAD COACH: TOM GARRICK • 5TH SEASON  
ASSISTANT COACH/RECRUITING COORD.: ASHLEY EARLEY • 5TH SEASON  
ASSISTANT COACH/RECRUITING COORD.: KEVIN DEMILLE • 5TH SEASON  
AST. COACH/AST. DIR. OF OPS: ERIC MUNDINGER • 4TH SEASON  
ASSISTANT COACH: KAILI MCLAREN • 1ST SEASON  
CHIEF OF STAFF/EXECUTIVE DIR. OF OPS: CHRIS BRANN • 5TH SEASON  
DIR. OF INTERNAL OPS/ON-CAMPUS RECRUITING COORD.: KOKO NELSON • 5TH SEASON  
DIRECTOR OF STRENGTH & CONDITIONING: JENA READY • 2ND SEASON  
SENIOR ASSO. ATHLETIC TRAINER: ALLISON SHEPHERD • 5TH SEASON  
DIRECTOR OF CREATIVE CONTENT: LEAH DUSTERHOFT • 5TH SEASON  
DIR. OF SPECIAL PROJECTS & ATHLETIC CULTURE: WONNE HAWKINS • 2ND SEASON  
DIRECTOR OF PLAYER DEVELOPMENT: JORDYN OLIVER • 1ST SEASON  
VIDEO COORDINATOR: JT OREM • 2ND SEASON  
DIRECTOR OF STUDENT SERVICES: BRITTNI LAGEORGE • 9TH SEASON  
SPORTS INFORMATION DIRECTOR: CHRIS CASKEY • 3RD SEASON

## PROGRAM HISTORY

ALL-TIME RECORD: 926-555 (.625)  
ALL-TIME SEC RECORD: 278-281 (.496)  
ALL-TIME SEC TOURNAMENT RECORD: 50-39 (.562)  
SEC TOURNAMENT TITLES: 6 ('93, '95, '02, '04, '07, '09)  
NCAA TOURNAMENT APPEARANCES: 29  
NCAA TOURNAMENT RECORD: 40-29 (.560)  
LAST NCAA TOURNAMENT APPEARANCE: 2025  
LAST POSTSEASON APPEARANCE: 2025 (NCAA)  
RECORD UNDER SHEA RALPH: 91-59 (.604)  
SEC RECORD UNDER SHEA RALPH: 29-40 (.412)  
SEC TOURNAMENT RECORD UNDER SHEA RALPH: 1-3 (.250)  
NCAA TOURNAMENT RECORD UNDER SHEA RALPH: 1-2 (.333)  
POSTSEASON RECORD UNDER SHEA RALPH: 3-3 (2 NCAA, 1 WNIT)

## SOCIAL MEDIA

FACEBOOK: /VANDYWBB  
INSTAGRAM: @VANDYWBB  
TIKTOK: @VANDYWBB  
X/TWITTER: @VANDYWBB  
WEBSITE: VUCOMMODORES.com

## DORE NOTES

### GAME COVERAGE

Sunday's contest airs live on FOX at 1:30 p.m. CT with Dave Sims and Isis Young on the call. Fans can listen to Jake Lyman locally on 94.9 The Fan and the Vanderbilt Commodores app outside of Nashville.

### NATIONAL RANKINGS

The Commodores came in at No. 5 in both the Associated Press top 25 and the USA Today/WBCA Coaches poll this week. It marks the program's highest ranking in either poll since the 2001-02 season, when Vanderbilt ended the 2001-02 season ranked No 4 in the AP poll and No. 5 in the USA Today/WBCA coaches poll.

### NET RANKING

Vanderbilt holds a NET ranking of nine heading into the weekend. Vandy has collected two Quad 1 wins, four Quad 2 victories and five Quad 3 wins through the first 18 games this season.

The Dore opened the season at No. 12 in the first NET rankings of the 2025-26 season. The NET is an evaluation tool used by the NCAA Selection Committee to determine seeding and bids.

### RETURNING TO THE GARDEN STATE

Monday's contest in the Coretta Scott King Classic will be a homecoming for a pair of Commodores, as senior Justine Pissott and sophomore Mikayla Blakes return to their home state. Pissott is a Tom Rivers, New Jersey, native and had an illustrious prep career at Red Bank Catholic High School in Red Bank. Blakes is from Somerset, New Jersey, and had a standout career at Rutgers Prep in Franklin Township.

The Garden State talents earned McDonald's All-American honors during their prep careers. Both were five-star recruits and ranked inside the top-12 in the ESPNW/HoopGurlz Top 100 in their respective classes.

### UNDEFEATED

Vanderbilt has won all 18 of its games this season, coming into Monday. The Commodores are one of three undefeated teams remaining in NCAA Division I this season, and they are the only remaining unbeaten SEC team.

### NONCONFERENCE DOMINATION

The Commodores are 62-19 against nonconference foes in the Ralph era. Vanderbilt has won 19 consecutive regular-season games against non-SEC teams.

### ROAD WARRIORS

The Commodores are 8-0 in road and neutral site games this season. Since the start of the 2023-24 campaign, the Dore are 28-12 in contests outside of Memorial Gymnasium.

### ANOTHER TOP-10 PERFORMANCE FOR BLAKES

All-American Mikayla Blakes' 38-point effort at Mississippi State on Thursday marked the ninth-most points scored in a contest in Vanderbilt history. It is the sophomore's third top-10 scoring performance during her time at Vandy, as she holds the school record for most points scored in a game with 55 at Auburn on Feb. 16, 2025, and her 53 points at Florida on Jan. 30, 2025, rank second-most in school history.

### TEAM OF THE WEEK

Vanderbilt was named the USBWA National Team of the Week on Jan. 13. The Commodores went 2-0 with wins over Missouri (99-68) and at Texas A&M (91-51) to improve to 17-0 overall on the year to match the best start in program history. The Dore are also 4-0 in SEC play for the first time since 2000-01.

In the win over Missouri, all five starters scored 15-plus points. It marked only the second time since 1999-00 that an SEC team has accomplished the feat.





## DORE NOTES

### STARTERS OUTPUT

All five Vanderbilt starters scored 15-plus points on the 99-68 win over Missouri on Jan. 8. It marks the first time since 1999-00 that the Commodores have had all five starters register 15 or more points in a game. It is only the second occurrence in the SEC since 1999-00, as Arkansas also accomplished the feat against Florida on Jan. 5, 2023.

### ELITE SCORER

Sophomore Mikayla Blakes' career scoring average of 24.1 points per game is not only tops among all active SEC players, but with Southern Cal's JuJu Watkins missing this season due to injury, the Vanderbilt guard currently holds the highest career scoring average amongst all active NCAA Division I players.

Earlier this season, the Somerset, New Jersey, native recently became the fastest SEC player to score 1,000 points in the NCAA Division I era, accomplishing the feat in 42 games. Blakes is one of nine NCAA Division I players since 1981-82 to score 1,000 points in 42 games or fewer.

### WASHINGTON BREAKS INTO THE TOP 10

Graduate Sacha Washington recently broke into the top 10 in school history in both career rebound and blocks. Washington currently sits seventh on Vanderbilt's all-time rebounding (861) list and 10th blocks (125) lists.

The 6-2 forward leads all active SEC players in rebounds, while she is the only active SEC player to amass over 1,000 points, 800 rebounds and 100 blocks in their career.

### BLAKES' SCORING STREAK

Sophomore Mikayla Blakes heads into Sunday riding a 37-game double-digit scoring streak. It is the second-longest streak by a Commodore since 1999-00. Only Vanderbilt's all-time leading scorer Chantelle Anderson has had a longer streak, as she registered 52-straight games with 10-plus points during the 2001-02 and 2002-03 seasons.

Blakes currently holds the third-longest active double-digit scoring streak in NCAA Division I, while it is the longest in active streak in the SEC.

## GAME-BY-GAME STARTERS

Team	G	G	G	F	F	Result
vs. California	Galvan	Blakes	Mwenentanda	Pissott	Washington	W, 74-65
Furman	Galvan	Blakes	Mwenentanda	Pissott	Washington	W, 96-48
at Austin Peay	Galvan	Blakes	Mwenentanda	Pissott	Washington	W, 75-65
at Western Ky.	Galvan	Blakes	Mwenentanda	Pissott	Washington	W, 87-49
Alabama State	Galvan	Blakes	Mwenentanda	Pissott	Washington	W, 92-38
Tennessee State	Galvan	Blakes	Mwenentanda	Pissott	Washington	W, 99-43
vs. Oregon State	Galvan	Blakes	Mwenentanda	Pissott	Washington	W, 88-66
vs. BYU	Galvan	Blakes	Mwenentanda	Pissott	Washington	W, 84-71
Virginia	Galvan	Blakes	Mwenentanda	Pissott	Washington	W, 81-68
South Florida	Galvan	Blakes	Mwenentanda	Pissott	Washington	W, 87-58
UAlbany	Galvan	Blakes	Mwenentanda	Pissott	Washington	W, 64-35
Texas Southern	Galvan	Blakes	Mwenentanda	Pissott	Washington	W, 96-46
Stonehill	Galvan	Blakes	Mwenentanda	Pissott	Washington	W, 109-50
at Arkansas	Galvan	Blakes	Mwenentanda	Pissott	Washington	W, 88-71
at No. 5/5 LSU	Galvan	Blakes	Mwenentanda	Pissott	Washington	W, 65-61
Missouri	Galvan	Blakes	Mwenentanda	Pissott	Washington	W, 99-68
at Texas A&M	Galvan	Blakes	Mwenentanda	Pissott	Washington	W, 91-51
at Mississippi State	Galvan	Blakes	Mwenentanda	Pissott	Washington	W, 89-84

### LINEUP RECORDS

Galvan/Blakes/Mwenentanda/Pissott/Washington 18-0

## STAT SUPERLATIVES

### MOST GAMES PLAYED

121 • NDJAKALENGA MWENENTANDA\*

### MOST GAMES PLAYED AT VANDERBILT

117 • SACHA WASHINGTON

### MOST GAMES STARTED

90 • SACHA WASHINGTON

### MOST GAMES STARTED AT VANDERBILT

90 • SACHA WASHINGTON

### MOST CONSECUTIVE GAMES PLAYED

52 • AIYANA MITCHELL

### MOST CONSECUTIVE GAMES STARTED

23 • MIKAYLA BLAKES

### GAMES W/ DOUBLE-DIGIT POINTS

	2025-26 CAREER	
MIKAYLA BLAKES	19	51
JUSTINE PISSOTT*	11	20
AUBREY GALVAN	11	11
SACHA WASHINGTON	10	59
NDJAKALENGA MWENENTANDA*	6	24
AIYANA MITCHELL	7	9
AGA MAKURAT	2	6
JADA BROWN	2	4
AVA BLACK	1	1
MADISON GREENE	--	13
AALYAH DEL ROSARIO*	--	4

### 20-PLUS POINT GAMES 2025-26 CAREER

MIKAYLA BLAKES	14	35
JUSTINE PISSOTT	2	2
AGA MAKURAT	1	1
SACHA WASHINGTON	--	6
MADISON GREENE	--	1
AALYAH DEL ROSARIO*	--	1

### 30-PLUS POINT GAMES 2025-26 CAREER

MIKAYLA BLAKES	5	10
SACHA WASHINGTON	--	1

### 40-PLUS POINT GAMES 2025-26 CAREER

MIKAYLA BLAKES	--	2
----------------	----	---

### 50-PLUS POINT GAMES 2025-26 CAREER

MIKAYLA BLAKES	--	2
----------------	----	---

### GAMES W/ DOUBLE-DIGIT REBOUNDS

	2025-26 CAREER	
SACHA WASHINGTON	5	32
AIYANA MITCHELL	2	2
MIKAYLA BLAKES	1	1
JUSTINE PISSOTT	1	1
AALYAH DEL ROSARIO*	--	2
NDJAKALENGA MWENENTANDA*	--	1

### DOUBLE-DOUBLES 2025-26 CAREER

SACHA WASHINGTON	4	26
MIKAYLA BLAKES	1	1
AIYANA MITCHELL	1	1
AUBREY GALVAN	1	1
JUSTINE PISSOTT	1	1
AALYAH DEL ROSARIO*	--	1
NDJAKALENGA MWENENTANDA*	--	1

### CURRENT DOUBLE-DIGIT SCORING STREAK

37 • MIKAYLA BLAKES

### CONSECUTIVE GAMES W/ MADE 3-POINTER

19 • JUSTINE PISSOTT

### CONSECUTIVE GAMES W/ AN ASSIST

35 • MIKAYLA BLAKES

### CONSECUTIVE GAMES W/ A STEAL

2 • AIYANA MITCHELL


### CONSECUTIVE GAMES W/ A BLOCK

4 • AIYANA MITCHELL

\* PLAYED AT ANOTHER SCHOOL



## PLAYER QUICK NOTES



### 1 • MIKAYLA BLAKES

G • 5-8 • So. • Somerset, N.J. (Rutgers Prep HS)  
Medicine, Health & Society

	GP-GS	MIN/G	FG%	3FG%	FT%	R/G	A/G	STL	BLK	PTS/G
25-26	18-18	32.5	.464	.331	.843	3.7	4.4	3.9	0.3	25.6
CAREER	51-50	32.3	.459	.338	.870	3.5	3.6	2.6	0.3	24.1

- Ranks 2nd in NCAA in scoring at 25.6 ppg
- Her 37-game double-digit scoring streak is the 3rd-longest active in NCAA
- NCAA Freshman Single-Game Scoring Record Holder w/ 55 pts at Auburn on 2/16/25
- SEC & Vanderbilt Single-Game Scoring Record Holder (55 pts, at Auburn, 2/16/25)
- Six-time All-American & USBWA National FOTY ('25)
- Scored double figures in 50 of her 51 career gms

#### TOP GAMES

'25-26 SEASON	CAREER
PTS 38 • at Miss. State (01/15/26)	PTS 55 • at Auburn (02/16/25)
REB 10 • at Western Ky. (11/19/25)	REB 10 • at Western Ky. (11/19/25)
AST 8 • at Arkansas (01/01/26)	AST 8 • 2x, Last: at Arkansas (01/01/26)



### 2 • JADA BROWN

G • 5-8 • Sr. • Bentonville, Ark. (Bentonville HS)  
Human & Organizational Development • (Jay-Duh)

	GP-GS	MIN/G	FG%	3FG%	FT%	R/G	A/G	STL	BLK	PTS/G
25-26	18-0	21.6	.394	.395	.846	1.4	1.9	1.2	0.1	4.7
CAREER	82-22	15.0	.322	.316	.811	1.0	0.9	0.5	0.0	3.0

- Kay Yow Servant Leadership Recipient
- Scored season-high 12 points vs. Stonehill (12/28/25)
- Averaging career-best 4.7 ppg in '25-26
- Two-time SEC Winter Academic Honor Roll
- TikTok account generated 5.7 millions likes & 109,000 followers

#### TOP GAMES

'25-26 SEASON	CAREER
PTS 12 • Stonehill (12/28/25)	PTS 12 • 2x, Last: Stonehill (12/28/25)
REB 3 • 2x, Last: at Arkansas (01/01/26)	REB 4 (4x) • Last: Radford (12/31/22)
AST 6 • at Texas A&M (01/11/26)	AST 6 • at Texas A&M (01/11/26)



### 3 • AUBREY GALVAN

G • 5-6 • Fr. • Deerfield, Ill. (Wilmette Loyola Academy)  
Undeclared

	GP-GS	MIN/G	FG%	3FG%	FT%	R/G	A/G	STL	BLK	PTS/G
25-26	18-18	32.7	.382	.317	.769	3.3	6.4	3.1	0.1	11.1
CAREER	18-18	32.7	.382	.317	.769	3.3	6.4	3.1	0.1	11.1

- Leads all NCAA FR in assists/game (6.4) & ast (116)
- Ranks 11th in NCAA in assists & 12th in assists per gm
- First NCAA player since at least 1999-00 to begin career with 7-plus assists & 7-plus rebounds
- Tied Vandy FR. Single-Gm Records for most assists (15) and steals (9) vs. TSU on Nov. 23, 2025
- Works out with WNBA All-Star Jewell Loyd

#### TOP GAMES

'25-26 SEASON	CAREER
PTS 19 • Missouri (01/08/26)	PTS 19 • Missouri (01/08/26)
REB 9 • vs. California (11/3/25)	REB 9 • vs. California (11/3/25)
AST 15 • Tennessee St. (11/23/25)	AST 15 • Tennessee St. (11/23/25)



### 4 • MADISON GREENE

G • 5-6 • Jr. • Columbus, Ohio (Pickerington Central HS)  
Medicine, Health & Society

	GP-GS	MIN/G	FG%	3FG%	FT%	R/G	A/G	STL	BLK	PTS/G
25-26	--	--	--	--	--	--	--	--	--	--
CAREER	44-4	20.2	.42.9	.35.4	.81.4	2.0	1.3	1.3	0.0	6.8

- Will miss 2025-26 season due to injury
- Scored a career-high 25 pts at Dayton on 12/19/24
- Led the team in points off the bench at 7.3 ppg in '24-25
- First Dore since 2017-18 to score 25-plus pts off the bench
- Double-digit pts off the bench in 8 games in '24-25

#### TOP GAMES

'25-26 SEASON	CAREER
PTS -- -- --	PTS 25 • at Dayton (12/19/24)
REB -- -- --	REB 6 • Alabama A&M (12/29/24)
AST -- -- --	AST 6 • Samford (11/22/24)



### 8 • AVA BLACK


G • 5-11 • Fr. • Auburn, N.H. (Tabor Academy)  
Undeclared

	GP-GS	MIN/G	FG%	3FG%	FT%	R/G	A/G	STL	BLK	PTS/G
25-26	15-0	11.2	.568	.357	.667	2.8	0.6	0.8	0.1	3.4
CAREER	15-0	11.2	.568	.357	.667	2.8	0.6	0.8	0.1	3.4

- Made her Vandy debut vs. Furman (11/10)
- Scored career-high 11 pts vs. Ala. State (11/21)
- Ranked as one of New England's Top Prospects
- First player from N.H. in program history
- Attended '23 USA U16 National Trials

#### TOP GAMES

'25-26 SEASON	CAREER
PTS 11 • Alabama State (11/21/25)	PTS 11 • Alabama State (11/21/25)
REB 6 • 2x, Last: Tenn. St. (11/23/25)	REB 6 • 2x, Last: Tenn. St. (11/23/25)
AST 2 • 2x, Last: Tenn. St. (11/23/25)	AST 2 • 2x, Last: Tenn. St. (11/23/25)



### 11 • MONIQUE WILLIAMS


F • 6-3 • Fr. • Perth, Australia (Willeton Senior HS)  
Undeclared • (Moh-NEEK)

	GP-GS	MIN/G	FG%	3FG%	FT%	R/G	A/G	STL	BLK	PTS/G
25-26	10-0	4.6	.444	1.000	.333	0.4	0.1	0.0	0.0	1.1
CAREER	10-0	4.6	.444	1.000	.333	0.4	0.1	0.0	0.0	1.1

- Made her Vandy debut vs. Furman (11/10)
- Enrolled after the 2024 Fall semester and begins her in '25-26 with four years of eligibility
- Helped Australia win Silver at the FIBA U20 Women's World Cup & Gold at the FIBA U18 Women's Asia Cup
- Second player from Australia in program history

#### TOP GAMES

'25-26 SEASON	CAREER
PTS 3 • Texas Southern (12/20/25)	PTS 3 • Texas Southern (12/20/25)
REB 2 • Alabama State (11/21/25)	REB 2 • Alabama State (11/21/25)
AST -- -- --	AST -- -- --



### 13 • JUSTINE PISSOTT

G/F • 6-4 • Sr. • Toms River, N.J. (Tennessee)  
Human & Organizational Development • (Pih-SOT)

	GP-GS	MIN/G	FG%	3FG%	FT%	R/G	A/G	STL	BLK	PTS/G
25-26	18-18	27.5	.457	.447	.625	4.3	2.7	0.5	0.7	11.7
CAREER	101-46	15.9	.395	.384	.711	2.1	0.9	0.2	0.3	5.7

- Appeared in 74 games and made 46 starts at Vanderbilt
- Holds a 40.3% 3-point field goal % at Vandy
- Averaging career-best 11.7 ppg in '25-26
- 1st in SEC in 3-Pt Per Gm (3.1) & 3-Pt FGM (55)
- Played at Tennessee as a FR & is the first-known Vandy player to transfer from UT

#### TOP GAMES

'25-26 SEASON	CAREER
PTS 25 • Texas Southern (12/20/25)	PTS 25 • Texas Southern (12/20/25)
REB 10 • vs. BYU (11/29/25)	REB 10 • vs. BYU (11/29/25)
AST 6 • Furman (11/10/25)	AST 6 • Furman (11/10/25)



### 14 • AIYANA MITCHELL

F • 6-4 • Jr. • Colorado Springs, Colo. (Fountain-Carson HS)  
Medicine, Health & Society • (EYE-On-Uh)

	GP-GS	MIN/G	FG%	3FG%	FT%	R/G	A/G	STL	BLK	PTS/G
25-26	18-0	17.8	.683	.000	.577	5.4	0.9	1.1	1.3	7.9
CAREER	66-1	11.4	.607	.000	.592	3.0	0.5	0.6	0.7	4.2

- Leads the team pts off bench at 7.9 ppg
- Ranks 10th in SEC & 84th in NCAA in Blks/Gm (1.33)
- Scored double-digits in three-straight games off the bench to begin 2025-26
- Shooting 68.3 percent from the field in '25-26
- Played in a team-best 52-straight games

#### TOP GAMES

'25-26 SEASON	CAREER
PTS 14 • UAlbany (12/18/25)	PTS 14 • UAlbany (12/18/25)
REB 10 • vs. California (11/3/25)	REB 10 • vs. California (11/3/25)
AST 3 • vs. California (11/3/25)	AST 3 • vs. California (11/3/25)



### 15 • NDJAKALENGA MWENENTANDA


G • 6-2 • Sr. • Sioux Falls, S.D. (Texas)  
Undeclared • (JACK-UH-LANG-UH MWEN-EN-TAWN-DUH)

	GP-GS	MIN/G	FG%	3FG%	FT%	R/G	A/G	STL	BLK	PTS/G
25-26	18-18	19.3	.510	.333	.861	2.9	0.9	0.9	0.4	7.8
CAREER	121-36	14.3	.436	.231	.735	2.4	0.8	0.6	0.3	5.0

- Averaging a career-best 7.8 ppg & 51.0 FG% in '25-26
- Made a personal-best 11 3-Pt FGs in '25-26
- Transferred to Vandy after three seasons at Texas
- Ndjakalenga mean "A gift of luck" from her mom's Luba tribe in Democratic Republic of the Congo
- Won 3 Big 12 titles (2 tour., 1 reg.) and 1 SEC reg. season title at Texas
- Played in 10 NCAA Tour. games and 2 Elite Eights

#### TOP GAMES

'25-26 SEASON	CAREER
PTS 16 • 2x, Last: Virginia (12/03/25)	PTS 19 • Illinois (03/24/25)
REB 7 • Virginia (12/03/25)	REB 11 • at Miss. State (02/27/25)
AST 4 • Furman (11/10/25)	AST 4 • 5x, Last: Furman (11/10/25)



### 24 • AGA MAKURAT

G • 6-2 • Jr. • Sierakowice, Poland (Sopocka Akademia Tenisowa)  
Human & Organizational Development • (AH-Gah MOCK-ew-RAH)

	GP-GS	MIN/G	FG%	3FG%	FT%	R/G	A/G	STL	BLK	PTS/G
25-26	16-0	10.6	.418	.389	1.000	1.8	0.8	0.4	0.3	3.9
CAREER	63-3	12.4	.354	.327	.824	1.7	0.7	0.3	0.3	3.8

- Scored a career-high 21 pts vs. Ala. St. (11/21)
- Averaging a career-best 3.9 ppg in '25-26
- Member of the Polish National Team
- First player from Poland in program history
- Appeared in 63 career games with three starts at Vanderbilt

#### TOP GAMES

'25-26 SEASON	CAREER
PTS 21 • Alabama State (11/21/25)	PTS 21 • Alabama State (11/21/25)
REB 5 • 2x, Last: UAlbany (12/18/25)	REB 7 • at South Carolina (1/28/24)
AST 3 • Tennessee State (11/23/25)	AST 3 • 4x, Last: Tenn. St. (11/23/24)



## PLAYER QUICK NOTES



### 30 • TRINITY WILSON

F • 6-3 • So. • Lakeville, Minn. (Lakeville North HS)  
Human & Organizational Development

	GP-GS	MIN/G	FG%	3FG%	FT%	R/G	A/G	STL	BLK	PTS/G
25-26	5-0	3.4	1.000	.000	.500	0.6	0.2	0.4	0.0	1.0
CAREER	17-0	4.3	.409	.000	.444	1.1	0.5	0.1	0.1	1.3

- Made season debut vs. Furman (11/10)
- Played in five games, all off the bench,
- Scored career-best 6 pts vs. West Ga. (12/21/24)
- Fourth player from Minnesota in program history and first since 2016-17

### TOP GAMES

'25-26 SEASON	CAREER
PTS 2 • 2x, Last: Stonehill (12/28/25)	PTS 6 • West Georgia (12/21/24)
REB 2 • Texas Southern (12/20/25)	REB 5 (2x) • Last: APSU (11/8/24)
AST 1 • Texas Southern (12/20/25)	AST 1 (6x) • Last: Tx South (12/20/25)



### 32 • AALYAH DEL ROSARIO

C • 6-6 • Jr. • Santo Domingo, D.R. (LSU)  
Undeclared • (Ah-LEE-UH)

	GP-GS	MIN/G	FG%	3FG%	FT%	R/G	A/G	STL	BLK	PTS/G
25-26	12-0	6.8	.526	.000	.500	1.6	0.9	0.3	0.9	2.3
CAREER	77-1	8.7	.506	.000	.543	2.7	0.3	0.3	0.6	3.3

- Transferred to Vanderbilt after two seasons at LSU
- Played in 65 games with one start with the Tigers
- Appeared in six NCAA Tournament games and has played in the Elite 8 in each of the last two seasons with the Tigers
- First player from Dominican Republic in program history

### TOP GAMES

'25-26 SEASON	CAREER
PTS 5 • 2x, Last: at WKU (11/19/25)	PTS 27 • McNeese St. (12/12/23)
REB 5 • Alabama State (11/21/25)	REB 10 (2x) • Last: Coppin St. (12/20/23)
AST 2 • 3x, Last: Tx South (12/20/25)	AST 2 • 4x, Last: Tx South (12/20/25)



### 35 • SACHA WASHINGTON

F • 6-2 • Gr. • Lawrenceville, Ga. (Collins Hill HS)  
Human & Organizational Development • (Sah-SHUH)

	GP-GS	MIN/G	FG%	3FG%	FT%	R/G	A/G	STL	BLK	PTS/G
25-26	18-18	21.8	.579	.000	.640	7.8	1.4	1.3	0.9	9.6
CAREER	117-90	24.4	.498	.000	.639	7.4	1.1	1.1	1.1	10.1

- Leads team in rebounding (7.8 rpg)
- Active SEC leader in career rebounds w/ 861
- Only active SEC player w/ over 1,000 pts, 800 reb. and 100 blocks in their career
- One of seven active SEC players w/ 1,000-plus career points
- Ranks 7th All-Time at VU in Reb (861) & 10th in blks (124)
- Ranks 27th in school history w/ 1,180 pts
- Has 26 career double-doubles

### TOP GAMES

'25-26 SEASON	CAREER
PTS 16 • South Florida (12/15/25)	PTS 33 • vs. La. Tech (12/03/22)
REB 13 • at Arkansas (01/01/26)	REB 17 • Fairfield (11/12/23)
AST 6 • vs. BYU (11/29/25)	AST 7 • Fairfield (11/12/23)



### HC • SHEA RALPH

Fifth Season • UConn '01  
7-Time NCAA National Champion • 2000 NCAA Tournament MOP

- 91-59 overall record through five seasons at Vanderbilt
- Led the Commodores to each of the last two NCAA Tournaments, marking the first time Vanderbilt has earned consecutive March Madness bids since going to 15-straight from 1999-2014
- First Vanderbilt women's coach to defeat Tennessee twice in the same season (2024-25)
- Guided Vanderbilt to its first NCAA Tournament bid since the 2014 NCAA Tournament in 2023-24 and posted the Dore's' first NCAA Tournament victory since 2013
- Posted the largest win improvement from one season to next in school history during the 2023-24 season, as Vandy's 23 victories marked an 11-win improvement from 2022-23
- Guided Vandy to a school record six SEC road wins in '23-'24
- Six players have earned All-SEC honors under Ralph

### RALPH COACHING CAREER AT VANDERBILT

SEASON	OVERALL	SEC	SEC FINISH	POSTSEASON
2021-22	16-19	4-12	T-12th	WNIT, Sweet 16
2022-23	12-19	3-13	12th	--
2023-24	23-10	9-7	6th	NCAA, 1st Rd
2024-25	22-11	8-8	T-8th	NCAA, 1st Rd
2025-26	18-0	5-0	--	
TOTAL	91-59	29-40		2 NCAA, 1 WNIT

## DORE NOTES

### ONE OF THE NATION'S BEST SCORERS

Sophomore Mikayla Blakes heads into the weekend leading the SEC in scoring at 25.6 points per game, as average that also ranks second-best nationally. In SEC play, Blakes is putting up 30.0 points per game through her five league games.

The 5-8 guard scored a season-high 38 points at Mississippi State on Thursday. The sophomore recorded a game-high 32 points in the win over No. 5/5 LSU on Jan. 4. Blakes has 25-plus points in 10 games this season, while she has tallied 30-plus points in a contest five times in 2025-26.

### SHOWING RANGE

Vanderbilt ranks fifth in the nation in 3-pointers made per game at 10.1, while its 36.9 percent 3-point field goal percentage is 21st-best in the country.

The Commodores made a school-record 18 3-point field goals in the win over Texas Southern on Dec. 20. Senior Justine Pissott made a personal-best seven shots from behind the arc against the Lady Tigers, which ties her for fifth-most in school history.

### BALANCED SCORING

Vanderbilt has had three or more players score double-digit points in 17 of its 18 games to open the 2025-26 season. Recently, the Commodores had three player record double-figure points in the Jan. 15 win at Mississippi State.

### HOT STARTS

A total of five Vandy upperclassmen are off to career-best starts to open the 2025-26 campaign. Senior Justine Pissott (11.7 ppg), junior Aiyana Mitchell (7.9 ppg), graduate Ndjakalenga Mwenentanda (7.8 ppg), senior Jada Brown (4.7 ppg) and junior Aga Makurat (3.9 ppg) are all posting career-high scoring averages through the first 18 games of the season.

### TALL DORES

Vanderbilt has eight players who are 6-2 or taller on its 2025-25 season, with the tallest player being 6-6 center Aalyah Del Rosario. The 2025-26 Commodores hold an average height of 6-1, a growth spurt of four inches compared to their team average height of 5-10 from a season ago.

The increase in height on the roster has allowed the Dore's to rank 37th in the NCAA in blocks per game at 4.7. Junior Aiyana Mitchell is ninth in the SEC in blocks with 24 and ranks 87th in all of NCAA Division I, while her 1.33 blocks per game is 10th-best in the conference.





## DORES NOTES

### **DORES PUTTING UP THE POINTS**

Vanderbilt is putting up 86.6 points per game through 18 contests this season, which is the ninth-highest scoring average in the nation.

The Dorees have scored 85-plus points in 12 games this season, while they've eclipsed the 80-point plateau in 13 of the last 15 games coming into Thursday.

On Dec. 28, Vandy posted a 109-50 win over Stonehill, as the 109 point are the most the Dorees have scored in a game under head coach Shea Ralph.

### **TEAMWORK MAKES THE DREAM WORK**

The Commodores rank in the top 10 nationally in assists per game and assist-to-turnover ratio. Vanderbilt is sixth in the nation in assists per game at 20.6, while the Dorees' 1.71 assist-to-turnover ratio ranks fourth in NCAA Division I.

Freshman Aubrey Galvan (16th; 2.83) ranks in the top 20 nationally in assist-to-turnover ratio and also sits in the top 12 in the country in assists (11th; 116) and assists per game (12th; 6.4). Galvan leads all freshmen nationally in assists per game and total assists.

### **RECEIVING HIGH MARKS NATIONALLY**

Vanderbilt ranks in the top 25 nationally in 13 different categories. That includes winning percentage (1st; 100%), assist-to-turnover ratio (4th; 1.71), turnover margin (7th; 10.22), 3-pointers per game (5th; 10.1), assist per game (6th; 20.6), scoring margin (9th; 29.3), scoring offense (9th; 86.9), field goal percentage (14th; 47.8), steals per game (14th; 12.8), turnovers per game (14th; 12.1), turnovers forced per game (18th; 22.28), 3-point attempts per game (18th; 27.2) and 3-point percentage (21st; 36.9).

### **MITCH'S BREAKOUT**

Junior Aiyana Mitchell has enjoyed a breakout to open the 2025-26 season, as the 6-4 forward is averaging a career-best 7.9 points and 5.4 per game off the bench. Mitchell opened the season with three-straight double-digit scoring performances and scored a career-high 16 points vs. Stonehill on Dec. 28.

### **SACHA & MIKAYLA MOVING UP THE VANDY SCORING LIST**

Graduate Sacha Washington and sophomore Mikayla Blakes are each climbing up the Vanderbilt all-time scoring list this season. The Commodore duo are just one of two sets of teammates in the SEC to have scored 1,000-plus career points, joining LSU who has three players.

Blakes, who became the fastest Commodore to score 1,000 career points earlier this season, is 26th on Vandy's all-time scoring list with 1,230 points. She needs 11 points to move past Carolyn Peck for (1,240; 1985-88) for 25th on the list and 18 points to move into 24th, which is held by Misty Lamb (1,247; 1990-93).

Washington is currently 27th on Vanderbilt's all-time scoring list with 1,180 points. She needs 13 points to move past Hannah Tuomi (1,192; 2008-11) for 26th.

### **TV READY**

Vanderbilt has 12 nationally televised games during the 2025-26. Vanderbilt plays on ESPN, ESPN2, or ESPNU a total of six times and will have five games on SEC Network in 2025-26. The Dorees play once on FOX for the Coretta Scott King Classic on Jan. 19.

### **AUBREY THE BALLER**

Freshman Aubrey Galvan has made an immediate impact on Vanderbilt, as the 5-6 point guard leads all NCAA Division I freshmen in assists (116) and assist per game (6.4). The Deerfield, Illinois, native ranks in the top 12 nationally in both assists (11th) and assists per game (12th).

Galvan is the first NCAA Division I women's basketball player since at least 1999-00 to register 7-plus assists and 7-plus rebounds in back-to-back games to begin her career. She dished out seven assists and pulled down nine rebounds vs. California in her collegiate debut in Paris, France, on Nov. 3, then had eight assists and seven rebounds vs. Furman on Nov. 10.

The point guard set the Vanderbilt freshman single-game records for most assists and most steals in a game, as Galvan had 15 helpers and nine steals against Tennessee State on Nov. 23.

### **SECURING A TOP-FIVE WIN**

Vanderbilt collected its first win over a consensus top-five team in 18 seasons when the Dorees knocked off then-No. 5/5 LSU, 65-61, at Memorial Gymnasium on Jan. 4.

The last time Vandy beat a team placed inside the top five in both major college women's basketball polls came during the 2008-09 season, when Vandy beat No. 3/3 Auburn, 73-70, at Memorial Gym on Feb. 19, 2009.

### **A RANKED MATCHUP ON WEST END**

The Jan. 4 contest between then No. 12/11 Vanderbilt and then-No. 5/5 LSU marked the first time a ranked Vanderbilt team has hosted a ranked opponent at Memorial Gym since the 2013-14 season. The last time took place on Feb. 2, 2014, when the No. 16/18 Commodores defeated No. 17/15 Texas A&M, 71-59.

Additionally, it was the first top-15 women's basketball matchup at Memorial Gym since 2006-07, when No. 12/12 Vanderbilt posted a 68-58 victory over No. 7/7 LSU on Feb. 22, 2007.

### **SEC HOME OPENERS**

Vanderbilt is 18-5 all-time in SEC home openers. The Commodores are 4-1 under Shea Ralph in the first conference home game of the season. Vanderbilt has won three-straight SEC home openers.

### **NATIONALLY RECOGNIZED**

The national honors are rolling in for Vanderbilt women's basketball All-American Mikayla Blakes on the week of Jan. 5-6, as the sophomore has picked up weekly national honors from four different major media outlets.

Blakes averaged 33.5 points, 6.0 assists and 3.0 steals per game to help the Commodores win back-to-back SEC games to open league play. The Somerset, New Jersey, native's efforts earned her National Player of the Week selections from the Naismith Trophy, the Associated Press, and the United States Basketball Writers Association (USBWA). Blakes was also named to the NCAA's Starting 5 for this week.

The sophomore put on a show in front of a nationally-televised audience on ESPN, as Blakes scored 32 points and dished out four assists to help the Dorees defeat No. 5/5 LSU, 65-61, at Memorial Gym this past Sunday.

### **NONCONFERENCE DOMINATION**

The Commodores are 62-19 against nonconference foes in the Ralph era. Vanderbilt has won 19 consecutive regular-season games against non-SEC teams.



## DORE NOTES

### **TAKING CARE OF BUSINESS AT HOME AGAINST NONCONFERENCE**

The Dorens have won 28-straight nonconference home games dating back to the 2022-23 season. Vanderbilt is 41-3 inside Memorial Gym against non-league teams under head coach Shea Ralph. Overall, Vandy is 55-21 at home under Ralph's direction.

### **MIKAYLA'S RECORD-SETTING 1,000 POINTS**

Sophomore Mikayla Blakes became the fastest Vanderbilt and SEC women's basketball player in the NCAA era to score 1,000 career points with a 28-point outing against Virginia on Dec. 3. Blakes accomplished the feat in 42 games, breaking the previous school record of 57 games held by Chantelle Anderson.

The Vanderbilt All-American is the ninth NCAA women's basketball player to score 1,000 career points in 42 games or fewer since the 1981-82 season. Overall, Blakes is the 13th women's college basketball player to reach the 1,000-point plateau in 42 games or less.

### **WELL-TRAVELED COMMODORES**

Vanderbilt opened the 2025-26 season with a long excursion, as the Commodores endured a 10-day stretch from Oct. 26 to Nov. 4 where they traveled roughly 9,458 miles.

The Commodores began the season playing in a pair of premier women's basketball events. Vandy defeated Memphis, 104-68, in an exhibition game at the FedExForum for the 2025 Hoops for St. Jude® Tip Off Classic. After making the 424-mile round-trip to Memphis, the Dorens traveled roughly 9,000 miles round-trip to Paris, France for Oui-Play Paris 2025. The Dorens spent Oct. 29-Nov. 4 in the City of Light, and knocked off California, 74-65, on Nov. 3.

### **JUSTINE'S BIG THANKSGIVING WEEKEND**

Senior Justine Pissott had a massive Thanksgiving weekend at the Paradise Jam, as the 6-4 guard was selected to the Island Division All-Tournament team after averaging 17.5 points, 8.0 rebounds and 3.0 assists in a pair of wins to help the Dorens win the Paradise Jam Island Division. She hit nine 3-pointers in total in the U.S. Virgin Islands and shot an even 50 percent from behind the arc.

Pissott recorded her first career double-double in Game 2 at the Paradise Jam, as she tallied 18 points to go along with a personal-best 10 rebounds in a victory over BYU.

### **BLAKES FEAST ON THANKSGIVING**

Sophomore Mikayla Blakes scored a season-high 35 points in Thursday's win over Oregon State at the Paradise Island Jam. The guard was efficient throughout the evening for the Commodores, as Blake shot 54.5 percent from the field, going 12-of-22. Her 35-point performance against the Beavers marks the seventh time Blakes has registered 30-plus points in her collegiate career, while it is her second 30-point game of this season. All 35 points Blakes scored came in the first three quarters of play, as the Dorens maintained a 20-plus-point lead in the final frame.

### **AUBREY'S RECORD-MATCHING PERFORMANCE AGAINST TSU**

Aubrey Galvan dished out 15 assists and had nine steals to tie the Vandy freshman single-game record in the victory over Tennessee State on Nov. 23. Her 15 helpers against the Tigers matched Ashley Smith's freshman program record, which she set on Nov. 29, 1998, against Hampton. Galvan's nine steals vs. TSU equaled Deborah Denton's record set against New Mexico State on Jan. 4, 1987.

### **DOUBLE TROUBLE AGAINST THE LADY TIGERS**

Graduate Sacha Washington and freshman Aubrey Galvan each had a double-double in Sunday's 99-43 victory over Tennessee State. Washington posted her second double-double of the season with a 13-point, 10-rebound effort against the Lady Tigers, while Galvan flirted with a triple-double, as she scored 16 points to go along with 15 assists and nine steals. It marked the first time a pair of Commodores had a double-double in the same game since Dec. 14, 2024, against Evansville.

### **WASHINGTON'S DOUBLE-DOUBLE IN CLARKSVILLE**

Graduate Sacha Washington recorded a double-double in the win at Austin Peay, as the 6-2 forward scored 10 points and pulled down 10 rebounds. It is Washington's 23rd career double-double at Vanderbilt, while it is her first since March 20, 2024, after she missed last season due to a medical condition.

### **AUBREY IN PARIS**

Freshman Aubrey Galvan flirted with a triple-double in her Vanderbilt debut, as the 5-6 guard collected nine rebounds, seven points and seven assists against California in Paris.

Galvan's nine rebounds are the most by a Commodore freshman in their debut since Koi Love's 10-carom effort against Jacksonville State on Nov. 5, 2019.

Her seven assists are the most by a Vanderbilt freshman in their debut since Minta Spears had seven assists against Mississippi Valley State on Nov. 15, 2015.

### **MITCH'S DOUBLE-DOUBLE OFF THE BENCH IN PARIS**

Junior Aiyana Mitchell collected her first career double-double in the 2025-26 season-opening win over California. The 6-4 forward scored a personal-best 12 points pulled down 10 rebounds and had three assists, blocks and steals each in a career-high 25 minutes off the bench. Mitchell is the first Commodore to register a double-double in a reserve role since Leilani Kapinus had an 11-rebound, 10-point effort against Evansville on Dec. 14, 2024.

### **ELITE SCORER RETURNS**

Vanderbilt sophomore Mikayla Blakes returns the fourth-highest scoring average in all of NCAA Division I, as last year's USBWA Tamika Catchings National Freshman of the Year returns 23.3 points per game from a season ago. Blakes is also the top returning scorer among all returning SEC players this season.

### **WELCOME BACK SACHA**

Vanderbilt graduate Sacha Washington played in her first official game for the Commodores in 957 days in Paris after she redshirted the 2024-25 campaign due to a medical condition. The 6-2 forward registered 10 points, eight rebounds and a team-high four steals in 27 minutes of action. It was her 50th career game with 10 points or more.



## DORE NOTES

### **SEC PROJECTIONS**

Expectations are high for the Commodores coming into the 2025-26 season, as the Commodores had their highest placement in the preseason SEC polls under Shea Ralph. Vanderbilt was selected to finish seventh in the preseason SEC media poll, while the league's coaches projected an eighth-place finish for the Dore. Vanderbilt has posted back-to-back non-losing campaigns in SEC play, winning a total of 17 conference games over the last two seasons.

Sophomore Mikayla Blakes earned preseason first-team All-SEC honors from both the coaches and media. The guard is the top returning scorer in the SEC this season, as she averaged 23.3 points per game as a freshman a season ago.

### **ONE OF THE SEC'S BEST RETURNS**

Graduate Sacha Washington returns to action after missing the 2024-25 campaign with a medical issue. Now with a clean bill of health, the 6-2 forward looks to pick up where she left off in 2022-23. Washington is the only active SEC player to collect over 1,000 points, 700 rebounds, and 100 blocks in their career.

She became the 41st Commodore to score 1,000 career points during Vanderbilt's 2024 NCAA Tournament run. She comes into the year having amassed 1,008 points, 720 rebounds, 108 blocks, and 105 assists in 99 career games with 72 starts.

### **2025-26 ROSTER BREAKDOWN**

Vanderbilt returns seven players from last season's squad and rounded out the roster with five newcomers. The Commodores also welcomed back the return of graduate Sacha Washington after she redshirted last season due to a medical condition.

Sophomore Mikayla Blakes is the lone returning starter from last year's 22-win team, while Washington has started in 72 career games at Vanderbilt and has averaged double-digit points in each of her three seasons at Vandy. Along with Blakes, the Commodores bring back Jada Brown, Madison Greene, Justine Pissott, Aiyana Mitchell, Aga Makurat and Trinity Wilson.

The Dore brought in a pair of NCAA Division I transfers and three high schoolers. Graduate Ndjakalenga Mwenentanda and junior Aalyah Del Rosario bring ample March Madness experience, playing in a combined 16 NCAA Tournament games. Mwenentanda, a 6-2 guard, comes to the Music City after a three-year tenure at Texas, where she started for the Longhorns in the Sweet 16, Elite 8 and Final Four. Del Rosario, a 6-6 center, transferred in from LSU, where she was an All-SEC freshman team selection in 2023-24.

Freshmen Ava Black, Aubrey Galvan and Monique Williams round out the roster. Williams enrolled at Vanderbilt for the 2025 Spring semester and practiced with the team. Black and Galvan come to the program with high profiles, with Black being ranked as one of New England's top prospects and Galvan being the MaxPreps Illinois Player of the Year.



## 2025-26 HONORS & AWARDS

### **MIKAYLA BLAKES • So. • 5-8 • G • Somerset, N. J.**

- TWSA Player of the Week (Jan. 14)
- USA Basketball 2025 5-on-5 Female Athlete of the Year (Jan. 8)
- Naismith Trophy Midseason Top 25 National Player of the Year Watch list (Jan. 7)
- AP National Player of the Week (Jan. 6)
- USBWA Ann Meyers Drysdale National Players of the Week (Jan. 6)
- SEC Co-Player of the Week (Jan. 6)
- NCAA Starting Five (Jan. 5)
- Naismith Trophy National Player of the Week (Jan. 5)
- TWSA Player of the Week (Dec. 9)
- NCAA Starting Five (Dec. 9)
- SEC Co-Player of the Week (Dec. 2)
- USBWA Ann Meyers Drysdale National Players of the Week (Dec. 2)
- Paradise Jam Island Division MVP (Nov. 29)
- Paradise Jam Island Division All-Tournament Team (Nov. 29)
- USBWA Ann Meyers Drysdale Player of the Year Preseason Watch List (Nov. 7)
- WBCA Wade Trophy Player Watch List (Nov. 5)
- USA Today Sports Network Preseason All-America Second Team (Oct. 31)
- Jersey Mike's Naismith Trophy Women's College Player of the Year Watch List (Oct. 30)
- The Athletic Preseason All-America First Team (Oct. 28)
- Preseason Ann Meyers Drysdale Shooting Guard of the Year Award Watch List (Oct. 28)
- Preseason All-SEC First Team - Coaches (Oct. 22)
- Preseason All-SEC First Team - Media (Oct. 13)

### **SACHA WASHINGTON • Gr. • 6-2 • F • Lawrenceville, Ga.**

- Preseason Katrina McLain Power Forward of the Year Award Watch List (Oct. 30)

### **AALYAH DEL ROSARIO • Jr. • 6-6 • C • Santo Domingo, D.R.**

- Preseason Lisa Leslie Center of the Year Award Watch List (Oct. 31)

### **JADA BROWN • Sr. • 5-8 • G • Bentonville, Ark.**

- Kay Yow Servant Leader Award

### **AUBREY GALVAN • Fr. • 5-6 • G • Deerfield, Ill.**

- SEC Co-Freshman of the Week (Jan. 6)
- SEC Co-Freshman of the Week (Nov. 25)
- NCAA Starting Five (Nov. 25)

### **JUSTINE PISSOTT • Sr. • 6-4 • G/F • Toms River, N.J.**

- Paradise Jam Island Division All-Tournament Team (Nov. 29)

## HONORS & AWARDS NOTES

### **BLAKES AND GALVAN EARN SEC WEEKLY HONORS - JAN. 6**

Vanderbilt's backcourt duo of Mikayla Blakes and Aubrey Galvan picked up a weekly award from the conference office on Jan. 6, as Blakes was named SEC Co-Player of the Week and Galvan was selected as SEC Co-Freshman of the Week. It is the second time each player has earned a weekly accolade from the SEC this season.

### **BLAKES NAMED SEC PLAYER OF THE WEEK (DEC. 2)**

Mikayla Blakes' Thanksgiving weekend feast at the 2025 U.S. Virgin Islands Paradise Jam earned her SEC Co-Player of the Week honors, as the All-American captures her first weekly award from the conference this season.

Blakes was named the Island Division MVP at the Paradise Jam after averaging 31.0 points, 5.0 assists, 4.0 rebounds and 3.0 steals per game. Her efforts helped the Commodores go 2-0 in the U.S. Virgin Islands to win the Island Division title. The Vanderbilt guard shares the SEC Player of the Week honor with Rori Harmon of Texas.

It is the second time that the sophomore has won SEC Player of the Week, as she previously earned the distinction during her freshman campaign on Feb. 11, 2025. It is Blakes' ninth SEC weekly award in her career, as she was named SEC Freshman of the Week a school-record seven times last season.

### **BLAKES SELECTED TO USBWA ANN MEYERS DRYSDALE NATIONAL PLAYERS OF THE WEEK (DEC. 2)**

Blakes' high-end performance in the U.S. Virgin Islands also earned her a spot on the USBWA Ann Meyers Drysdale National Players of the Week honors. She was one of five players named to this week's squad. It is the first time this season she has been selected to the USBWA's national team of the week.

### **GALVAN NAMED SEC FRESHMAN OF THE WEEK (NOV. 25)**

Aubrey Galvan was named the SEC Co-Freshman of the Week after she tied a pair of school freshman single-game records.

The point guard matched the Vanderbilt freshman single-game record for assists, as well as the freshman single-game record for most steals against Tennessee State. The point guard recorded 15 assists and nine steals against the Lady Tigers in last Sunday's 99-43 victory.

Her 15 helpers vs. TSU matched Ashley Smith's Vanderbilt freshman record for most assists in a game, which she set on Nov. 29, 1998, against Hampton. Her nine steals equaled Deborah Denton's freshman single-game record set against New Mexico State on Jan. 4, 1987.

The Deerfield, Illinois, native averaged 10.3 assists, 7.7 points, 3.7 steals and 3.3 rebounds to help No. 17-ranked Vanderbilt go 3-0 this past week. The guard dished out eight or more assists in all three contests, as she shares SEC Freshman of the Week honors with Alabama's Ace Austin.

### **TRIO OF DORES RECEIVE PRESEASON HONORS**

Vanderbilt had three players selected to a preseason watch list for the Naismith Basketball Hall of Fame Starting 5 Awards. Graduate Sacha Washington was named to the Katrina McClain Power Forward of the Year Award, while sophomore Mikayla Blakes was selected to the Ann Meyers-Drysdale Shooting Guard of the Year Award and junior Aalyah Del Rosario earned a spot on the Lisa Leslie Center of the Year Award.



## SEC WEEKLY AWARDS

### SEC PLAYER OF THE WEEK

*Week 1: Liv McGill, Florida*  
*Week 2: Joyce Edwards, South Carolina*  
*Week 3: Clara Strack, Kentucky*  
*Week 4: Mikayla Blakes, Vanderbilt/Rori Harmon, Texas*  
*Week 5: Madina Okot, Mississippi State*  
*Week 6: Raegan Beers, Oklahoma/Madison Booker, Texas*  
*Week 7: Joyce Edwards, South Carolina*  
*Week 8: Favour Nwaedoz, Mississippi St./ Me'Arah O'Neal, Florida*  
*Week 9: Mikayla Blakes, Vanderbilt/Tonie Morgan, Kentucky*  
*Week 10: Jessica Timmons, Alabama/ Cotie McMahon, Ole Miss*

### SEC FRESHMAN OF THE WEEK

*Week 1: Bonnie Deas, Arkansas*  
*Week 2: Aaliyah Chavez, Oklahoma*  
*Week 3: Aubrey Galvan, Vanderbilt/Ace Austin, Alabama*  
*Week 4: Aaliyah Chavez, Oklahoma*  
*Week 5: Aaliyah Chavez, Oklahoma*  
*Week 6: Aaliyah Chavez, Oklahoma/Mia Pauldo, Tennessee*  
*Week 7: Harissoum Coulibaly, Auburn/Grace Knox, LSU*  
*Week 8: Jaylah Lampley Mississippi State*  
*Week 9: Aubrey Galvan, Vanderbilt/ Aaliyah Chavez, Oklahoma*  
*Week 10: Mia Pauldo, Tennessee*



**WOMEN'S  
BASKETBALL**

## SEC PRESEASON POLLS

### 2025-26 PRESEASON SEC WOMEN'S BASKETBALL COACHES POLL

- |                      |                       |
|----------------------|-----------------------|
| 1) Texas             | 9) Alabama            |
| 2) South Carolina    | 10) Florida           |
| 3) LSU               | 11) Georgia           |
| 4) Oklahoma          | 12) Mississippi State |
| 5) Tennessee         | 13) Texas A&M         |
| 6) Ole Miss          | 14) Missouri          |
| 7) Kentucky          | 15) Auburn            |
| 8) <b>Vanderbilt</b> | 16) Arkansas          |

### SEC PRESEASON PLAYER OF THE YEAR - COACHES

Madison Booker, Texas

### ALL-SEC FIRST TEAM - COACHES

Flau'Jae Johnson, LSU  
 Mikaylah Williams, LSU  
 Raegan Beers, Oklahoma  
 Joyce Edwards, South Carolina  
 Ta'Niya Latson, South Carolina  
 Talaysia Cooper, Tennessee  
 Madison Booker, Texas  
**Mikayla Blakes, Vanderbilt**

### ALL-SEC SECOND TEAM - COACHES

Essence Cody, Alabama  
 Liv McGill, Florida  
 Teonni Key, Kentucky  
 Clara Strack, Kentucky  
 MiLaysia Fulwiley, LSU  
 Cotie McMahon, Ole Miss  
 Payton Verhulst, Oklahoma  
 Rori Harmon, Texas

### 2025-26 PRESEASON SEC WOMEN'S BASKETBALL MEDIA POLL

- |                      |                       |
|----------------------|-----------------------|
| 1) South Carolina    | 9) Alabama            |
| 2) Texas             | 10) Mississippi State |
| 3) LSU               | 11) Florida           |
| 4) Tennessee         | 12) Georgia           |
| 5) Oklahoma          | 13) Missouri          |
| 6) Ole Miss          | 14) Texas A&M         |
| 7) <b>Vanderbilt</b> | 15) Auburn            |
| 8) Kentucky          | 16) Arkansas          |

### SEC PRESEASON PLAYER OF THE YEAR - MEDIA

Madison Booker, Texas

### ALL-SEC FIRST TEAM - MEDIA

Flau'Jae Johnson, LSU  
 Reagan Beers, Oklahoma  
 Joyce Edwards, South Carolina  
 Madison Booker, Texas  
**Mikayla Blakes, Vanderbilt**

### ALL-SEC SECOND TEAM - MEDIA

Clara Strack, Kentucky  
 Mikaylah Williams, LSU  
 Cotie McMahon, Ole Miss  
 Ta'Niya Latson, South Carolina  
 Talaysia Cooper, Tennessee  
 Rori Harmon, Texas



## 2025-26 STATISTICAL RANKINGS

Statistic	RANKING (as of Jan. 16)		
	NCAA	SEC	VALUE
Assist/Turnover Ratio (359 ranked)	4	1	1.71
Assists Per Game (359 ranked)	6	2	20.6
Bench Points Per Game (359 ranked)	132	7	21.2
Blocks Per Game (359 ranked)	37	9	4.7
Field Goal Percentage (359 ranked)	14	4	47.8
Field Goal Percentage Defense (359 ranked)	94	10	38.1
Fouls Per Game (359 ranked)	33	3	14.2
Free Throw Attempts Per Game (359 ranked)	130	11	18.17
Free Throw Percentage (359 ranked)	96	3	73.1
Free Throws Made Per Game (359 ranked)	106	11	13.28
Rebound Margin (359 ranked)	82	12	4.7
Rebounds (Defensive) Per Game (359 ranked)	264	15	23.8
Rebounds (Offensive) Per Game (359 ranked)	41	8	14.6
Rebounds Per Game (359 ranked)	132	15	38.44
Scoring Defense (359 ranked)	43	8	57.6
Scoring Margin (359 ranked)	9	5	29.3
Scoring Offense (359 ranked)	9	5	86.9
Steals Per Game (359 ranked)	14	3	12.8
Three Point Attempts Per Game (359 ranked)	18	3	27.2
Three Point Percentage (359 ranked)	21	3	36.9
Three Point Percentage Defense (359 ranked)	178	13	30.1
Three Pointers Per Game (359 ranked)	5	1	10.1
Turnover Margin (359 ranked)	7	2	10.22
Turnovers Forced Per Game (359 ranked)	18	3	22.28
Turnovers Per Game (359 ranked)	14	3	12.1
Winning Percentage (356 ranked)	1	1	100.0

## INDIVIDUAL

RANKING (as of Jan. 16)  
NCAA SEC VALUE

## MIKAYLA BLAKES

Assist/Turnover Ratio	54	9	2.00
Assists	61	8	80
Assists Per Game	74	8	4.4
Field Goal Attempts	4	2	338
Field Goal Percentage	135	14	46.4
Field Goal Made	6	1	157
Free Throw Attempts	7	1	121
Free Throw Percentage	67	3	84.3
Free Throw Made	3	1	102
Points Scored	2	1	461
Points Per Game	2	1	25.6
Steals	10	3	61
Steals Per Game	13	3	3.39
Three Point Attempts	18	4	136
Three Point Percentage	158	12	33.1
Three Pointers Made	44	5	45
Three Pointers Per Game	59	5	2.50

## AUBREY GALVAN

Assist/Turnover Ratio	16	4	2.83
Assists	11	3	116
Assists Per Game	12	4	6.4
Steals	17	5	55
Steals Per Game	23	6	3.06
Three Point Attempts	132	11	104
Three Pointers Per Game	233	16	1.83

## JUSTINE PISSOTT

Three Point Attempts	39	5	123
Three Point Percentage	17	2	44.7
Three Pointers Made	7	1	55
Three Pointers Per Game	8	1	3.06

## SACHA WASHINGTON

Blocks Per Game	239	23	0.94
Rebounds	83	12	141
Offensive Rebounds Per Game	14	1	4.2
Rebounds Per Game	125	9	7.8

## AIYANA MITCHELL

Blocks	84	9	24
Blocks Per Game	101	10	1.33

## 2025-26 LEADERS &amp; MISCELLANEOUS STATS

## Leading Scorer • Season

Mikayla Blakes • 25.6 ppg

## Leader in FG% • Season

Mikayla Blakes • 46.4% (157-338)

## Leader in FT% • Season

Mikayla Blakes • 84.3% (102-121)

## Leader in 3P FG% • Season

Justine Pissott • 44.7% (55-123)

## Leader in 3P FGM • Season

Justine Pissott • 55

## Leading Rebounder • Season

Sacha Washington • 7.8 rpg

## Leader in Assists • Season

Aubrey Galvan • 6.4 apg

## Leader in Steals • Season

Mikayla Blakes • 3.4 spg

## Leader in Blocks • Season

Aiyana Mitchell • 1.3 bpg

## 20-Pt Scoring Games

Mikayla Blakes • 14  
Justine Pissott • 2  
Aga Makurat • 1

## 30-Pt Scoring Games

Mikayla Blakes • 5

## 40-Pt Scoring Games

--

## 50-Pt Scoring Games

--

## Ind. High Points • Game

38 • Mikayla Blakes  
at Mississippi State (01/15/26)

## Ind. High Rebounds • Game

16 • Sacha Washington  
Missouri (01/08/26)

## Ind. High FTM • Game

12 • Mikayla Blakes  
Virginia (12/3/25)

## Ind. High 3P FGM • Game

7 • Justine Pissott  
vs. Texas Southern (12/20/25)

## Ind. High Assists • Game

15 • Aubrey Galvan  
Tennessee State (11/23/25)

## Ind. High Blocks • Game

4 • Aiyana Mitchell (3x)  
UAlbany (12/18/25)

## Ind. High Steals • Game

9 • Aubrey Galvan  
Tennessee State (11/23/25)

## Longest Scoring Run

27-0 • vs. Tennessee State (11/23/25)

## Longest Scoring Run in SEC

15-0 • vs. Missouri (01/08/26)

## Longest Opp. Scoring Run

13-0 • vs. Oregon State (11/27/25)

## Longest Opp. Scoring Run in SEC

11-0 • vs. LSU (01/04/26)

## Largest Margin of Victory

59 pts • 109-50 • Stonehill (12/28/25)

## Largest Margin of Victory in SEC

40 pts • 91-51 • at Texas A&amp;M (01/11/26)

## Largest Halftime Lead

46 pts • 56-10 • Tennessee St. (11/23/25)

## Largest Halftime Lead in SEC

19 pts • 43-24 • at Texas A&amp;M (01/11/26)

## Largest Halftime Deficit

6 pts • 22-28 • vs. LSU (01/04/25)

## Largest Halftime Deficit in a Win

6 pts • 22-28 • vs. LSU (01/04/25)

## Largest Halftime Lead in a Loss

--

## Largest Vandy Lead

64 pts • 101-37 • Stonehill (12/28/25)

## Largest Vandy Lead in SEC

43 pts • 91-48 • at Texas A&amp;M (01/11/26)

## Largest Vandy Deficit

16 pts • 16-32 • vs. BYU (11/29/25)

## Largest Vandy Deficit in SEC

7 pts • 18-25 • vs. LSU (01/04/26)

## Largest Vandy Lead in a Loss

--

## Largest Vandy Deficit in a Win

16 pts • 16-32 • vs. BYU (11/29/25)

## Largest Vandy Deficit in a Win in SEC

7 pts • vs. LSU (01/04/26)

## Largest 2nd Half Deficit in a Win

7 pts • vs. LSU (01/04/26)

## 2025-26 SCORING HIGH-LOW QUARTERS

## Most 1st Quarter Points Scored

34 • Stonehill • 12/28/25

## Most 1st Quarter Points Scored (SEC Games)

27 • Missouri • 01/08/26

## Fewest 1st Quarter Points Scored

11 • South Florida • 12/15/25

## Fewest 1st Quarter Points Scored (SEC Games)

15 • LSU • 01/04/26

## Most 2nd Quarter Points Scored

27 • South Florida • 12/15/25

## Most 2nd Quarter Points Scored (SEC Games)

25 • at Texas A&amp;M • 01/11/26

## Fewest 2nd Quarter Points Scored

7 • LSU • 01/04/26

## Fewest 2nd Quarter Points Scored (SEC Games)

7 • LSU • 01/04/26

## Most 3rd Quarter Points Scored

30 (3x) • at Mississippi State • 01/15/26

## Most 3rd Quarter Points Scored (SEC Games)

30 (2x) • at Mississippi State • 01/15/26

## Fewest 3rd Quarter Points Scored

20 (2x) • Last: LSU • 01/04/26

## Fewest 3rd Quarter Points Scored (SEC Games)

20 • LSU • 01/04/26

## Most 4th Quarter Points Scored

31 • Missouri • 01/08/26

## Most 4th Quarter Points Scored (SEC Games)

31 • Missouri • 01/08/26

## Fewest 4th Quarter Points Scored

12 • at Austin Peay • 11/12/25

## Fewest 4th Quarter Points Scored (SEC Games)

18 • at Texas A&amp;M • 01/11/26

## Most 1st Quarter Points Allowed

28 • vs. BYU • 11/29/25

## Most 1st Quarter Points Allowed (SEC Games)

23 • Missouri • 01/08/26

## Fewest 1st Quarter Points Allowed

5 • Texas Southern • 12/20/25

## Fewest 1st Quarter Points Allowed (SEC Games)

12 • LSU • 01/04/26

## Most 2nd Quarter Points Allowed

25 • vs. Oregon State (11/27/25)

## Most 2nd Quarter Points Allowed (SEC Games)

19 • at Mississippi State • 01/15/26

## Fewest 2nd Quarter Points Allowed

4 • 2x, Last: Texas Southern • 12/20/25

## Fewest 2nd Quarter Points Allowed (SEC Games)

10 • at Texas A&amp;M • 01/11/26

## Most 3rd Quarter Points Allowed

23 • Texas Southern • 12/20/25

## Most 3rd Quarter Points Allowed (SEC Games)

20 (2x) • at Mississippi State • 01/15/26

## Fewest 3rd Quarter Points Allowed

6 • Alabama State • 11/21/25

## Fewest 3rd Quarter Points Allowed (SEC Games)

15 (2x) • at Texas A&amp;M • 01/11/26

## Most 4th Quarter Points Allowed

29 • at Mississippi State • 01/15/26

## Most 4th Quarter Points Allowed (SEC Games)

29 • at Mississippi State • 01/15/26

## Fewest 4th Quarter Points Allowed

4 • UAlbany • 12/19/25

## Fewest 4th Quarter Points Allowed (SEC Games)

12 • at Texas A&amp;M • 01/11/26





## 2025-26 OVERALL STATS

## Game Records

Record	Overall	Home	Away	Neutral
ALL GAMES	18-0	10-0	5-0	3-0
CONFERENCE	5-0	2-0	3-0	0-0
NON-CONFERENCE	13-0	8-0	2-0	3-0

## Score by Periods

Team	1st	2nd	3rd	4th	OT	TOT
Vanderbilt	383	367	451	363	0	1564
Opponents	243	233	262	299	0	1037

## Team Box Score

No.	Player				Total		3-Point		F-Throw		Rebounds											
		GP-GS	MIN	AVG	FG-FGA	FG%	3FG-3FGA	3FG%	FT-FTA	FT%	OFF	DEF	TOT	AVG	PF	DQ	A	TO	BLK	STL	PTS	AVG
1	BLAKES, Mikayla	18-18	584:49	32.5	157-338	.464	45-136	.331	102-121	.843	20	47	67	3.7	29	0	80	40	5	61	461	25.6
13	PISSOTT, Justine	18-18	494:59	27.5	75-164	.457	55-123	.447	5-8	.625	17	60	77	4.3	36	0	49	21	12	9	210	11.7
3	GALVAN, Aubrey	18-18	588:40	32.7	78-204	.382	33-104	.317	10-13	.769	7	52	59	3.3	24	0	116	41	1	55	199	11.1
35	WASHINGTON, Sacha	18-18	391:52	21.8	70-121	.579	0-0	.000	32-50	.640	75	66	141	7.8	33	0	25	25	17	24	172	9.6
14	MITCHELL, Aiyana	18-0	321:13	17.8	56-82	.683	0-0	.000	30-52	.577	43	54	97	5.4	35	0	16	21	24	20	142	7.9
15	MWENENTANDA, Ndjakalenga	18-18	347:45	19.3	49-96	.510	11-33	.333	31-36	.861	21	31	52	2.9	26	0	16	16	8	16	140	7.8
2	BROWN, Jada	18-0	388:57	21.6	28-71	.394	17-43	.395	11-13	.846	5	21	26	1.4	22	0	35	17	1	22	84	4.7
24	MAKURAT, Aga	16-0	169:34	10.6	23-55	.418	14-36	.389	2-2	1.000	10	19	29	1.8	13	0	12	7	4	6	62	3.9
8	BLACK, Ava	15-0	167:20	11.2	21-37	.568	5-14	.357	4-6	.667	16	26	42	2.8	24	0	9	8	1	12	51	3.4
32	DEL ROSARIO, Aalyah	12-0	81:58	6.8	10-19	.526	0-0	.000	7-14	.500	8	11	19	1.6	10	0	11	9	11	3	27	2.3
11	WILLIAMS, Monique	10-0	45:45	4.6	4-9	.444	1-1	1.000	2-6	.333	2	2	4	0.4	2	0	1	1	0	0	11	1.1
30	WILSON, Trinity	5-0	17:08	3.4	1-1	1.000	0-0	.000	3-6	.500	1	2	3	0.6	2	0	1	6	0	2	5	1.0
Team											38	38	76					5				
Total		18	3600		572-1197	.478	181-490	.369	239-327	.731	263	429	692	38.4	256	0	371	217	84	230	1564	86.9
Opponents		18	3600		385-1010	.381	116-385	.301	151-224	.674	213	394	607	33.7	318	4	200	401	36	111	1037	57.6

## Team Statistics

	VU	OPP
Scoring	1564	1037
Points per game	86.9	57.6
Scoring margin	+29.3	-
Field goals-att	572-1197	385-1010
Field goal pct	.478	.381
3 point fg-att	181-490	116-385
3-point FG pct	.369	.301
3-pt FG made per game	10.1	6.4
Free throws-att	239-327	151-224
Free throw pct	.731	.674
F-Throws made per game	13.3	8.4
Rebounds	692	607
Rebounds per game	38.4	33.7
Rebounding margin	+4.7	-
Assists	371	200
Assists per game	20.6	11.1
Turnovers	217	401
Turnovers per game	12.1	22.3
Turnover margin	+10.2	-
Assist/turnover ratio	1.7	0.5
Steals	230	111
Steals per game	12.8	6.2
Blocks	84	36
Blocks per game	4.7	2.0
Winning streak	18	-
Home win streak	10	-
Attendance	30378	13855
Home games-Avg/Game	10-3038	5-2771
Neutral site-Avg/Game	-	3-2287

## Team Results

Date	Opponent		Score	Att.
11/03/2025	vs California	W	74-65	5712
11/10/2025	Furman	W	96-48	2352
11/12/2025	at Austin Peay	W	75-65	1178
11/19/2025	at Western Ky.	W	87-49	1536
11/21/2025	Alabama St.	W	92-38	3733
11/23/2025	Tennessee St.	W	99-43	2508
11/27/2025	vs Oregon St.	W	88-66	824
11/29/2025	vs BYU	W	84-71	324
12/03/2025	Virginia	W	81-68	2661
12/15/2025	South Fla.	W	87-58	2188
12/18/2025	UAlbany	W	64-35	2221
12/20/2025	Texas Southern	W	96-46	2511
12/28/2025	Stonehill	W	109-50	2487
01/01/2026	at Arkansas	W	88-71	3633
01/04/2026	LSU	W	65-61	6576
01/08/2026	Missouri	W	99-68	3141
01/11/2026	at Texas A&M	W	91-51	3426
01/15/2026	at Mississippi St.	W	89-84	4082



2025-26 SEC STATS

Game Records

Record	Overall	Home	Away	Neutral
ALL GAMES	5-0	2-0	3-0	0-0
CONFERENCE	5-0	2-0	3-0	0-0
NON-CONFERENCE	0-0	0-0	0-0	0-0

Score by Periods

Team	1st	2nd	3rd	4th	OT	TOT
Vanderbilt	102	93	122	115	0	432
Opponents	82	72	86	95	0	335

Team Box Score

No.	Player				Total		3-Point		F-Throw		Rebounds											
		GP-GS	MIN	AVG	FG-FGA	FG%	3FG-3FGA	3FG%	FT-FTA	FT%	OFF	DEF	TOT	AVG	PF	DQ	A	TO	BLK	STL	PTS	AVG
1	BLAKES, Mikayla	5-5	177:43	35.5	49-107	.458	14-41	.341	38-41	.927	4	11	15	3.0	9	0	30	13	0	11	150	30.0
3	GALVAN, Aubrey	5-5	164:42	32.9	25-64	.391	12-39	.308	5-6	.833	1	7	8	1.6	7	0	23	11	0	15	67	13.4
13	PISSOTT, Justine	5-5	148:00	29.6	21-48	.438	17-38	.447	2-4	.500	5	12	17	3.4	12	0	12	6	4	1	61	12.2
35	WASHINGTON, Sacha	5-5	130:33	26.1	20-30	.667	0-0	.000	8-17	.471	29	22	51	10.2	10	0	7	6	7	5	48	9.6
15	MWENENTANDA, Ndjakalenga	5-5	95:12	19.0	12-25	.480	3-11	.273	10-11	.909	7	9	16	3.2	8	0	3	2	1	6	37	7.4
14	MITCHELL, Aiyana	5-0	100:50	20.2	13-20	.650	0-0	.000	7-17	.412	8	16	24	4.8	11	0	4	6	5	7	33	6.6
2	BROWN, Jada	5-0	122:01	24.4	8-17	.471	7-14	.500	1-2	.500	2	6	8	1.6	7	0	13	6	0	5	24	4.8
32	DEL ROSARIO, Aalyah	1-0	02:53	2.9	1-1	1.000	0-0	.000	0-0	.000	0	1	1	1.0	0	0	0	2	0	0	2	2.0
24	MAKURAT, Aga	3-0	17:21	5.8	1-3	.333	1-2	.500	0-0	.000	0	3	3	1.0	2	0	1	2	0	0	3	1.0
8	BLACK, Ava	5-0	31:59	6.4	2-5	.400	1-3	.333	0-1	.000	3	3	6	1.2	4	0	1	3	0	0	5	1.0
11	WILLIAMS, Monique	2-0	05:12	2.6	1-1	1.000	0-0	.000	0-0	.000	0	1	1	0.5	0	0	0	0	0	0	2	1.0
30	WILSON, Trinity	1-0	03:35	3.6	0-0	.000	0-0	.000	0-2	.000	0	0	0	0.0	1	0	0	1	0	1	0	0.0
Team											9	12	21					2				
Total		5	1000		153-321	.477	55-148	.372	71-101	.703	68	103	171	34.2	71	0	94	60	17	51	432	86.4
Opponents		5	1000		124-286	.434	34-97	.351	53-69	.768	64	111	175	35.0	108	2	59	105	7	36	335	67.0

Team Statistics

	VU	OPP
Scoring	432	335
Points per game	86.4	67.0
Scoring margin	+19.4	-
Field goals-att	153-321	124-286
Field goal pct	.477	.434
3 point fg-att	55-148	34-97
3-point FG pct	.372	.351
3-pt FG made per game	11.0	6.8
Free throws-att	71-101	53-69
Free throw pct	.703	.768
F-Throws made per game	14.2	10.6
Rebounds	171	175
Rebounds per game	34.2	35.0
Rebounding margin	-0.8	-
Assists	94	59
Assists per game	18.8	11.8
Turnovers	60	105
Turnovers per game	12.0	21.0
Turnover margin	+9.0	-
Assist/turnover ratio	1.6	0.6
Steals	51	36
Steals per game	10.2	7.2
Blocks	17	7
Blocks per game	3.4	1.4
Winning streak	5	-
Home win streak	2	-
Attendance	9717	11141
Home games-Avg/Game	2-4859	3-3714
Neutral site-Avg/Game	-	0-0

Team Results

Date	Opponent			Score	Att.
01/01/2026	at Arkansas	W	88-71		3633
01/04/2026	LSU	W	65-61		6576
01/08/2026	Missouri	W	99-68		3141
01/11/2026	at Texas A&M	W	91-51		3426
01/15/2026	at Mississippi St.	W	89-84		4082





## MEMORIAL GYMNASIUM



Memorial Gymnasium, the Southeastern Conference's most historic venue for college basketball, serves as the home court for the Vanderbilt Commodores. Dedicated in 1952 as a memorial to all Vanderbilt men and women who served in World War II, the arena was built as a combination gymnasium and concert hall by the late master architect Edwin Keeble. Decades later, the unique style of Memorial Gym—with its benches on the baselines, a playing court that sits above portions of the crowd and deafening acoustics—continues to make the Commodores' home a dreaded stop for opponents.

“Memorial Magic,” with its capacity crowds, overflowing student section and lively pep band, have assisted in numerous Commodore victories. In the stands, fans across middle Tennessee have helped Memorial Gymnasium rank among the NCAA's top 30 attendance leaders on numerous occasions.

In all, Memorial Gym has been expanded three times. Constructed with a seating capacity of 6,583, the University saw its first need to increase seating in 1965 with the addition of two north-side balconies. Two years later, a pair of balancing balconies were erected on the south side of the gym and dubbed “The Balconies That Clyde Lee Built.”

Capacity has fluctuated throughout the history of the building. It reached its highest number of 15,646 in 1969 when 4,000 seats were added in the east and west ends. When chairback seats in the end zones and suites on the north side were installed in the late 1990s capacity lowered to 14,168. Shortly thereafter, university officials removed portions of media press row on the south side in an effort to expand the student section by nearly 150 seats. Official capacity is now 14,326.

## YEAR-BY-YEAR HOME RECORD

Year	W-L
2025-26	10-0
2024-25	13-4
2023-24	12-5
2022-23	9-7
2021-22	12-5
2020-21*	3-2
2019-20	10-6
2018-19	5-9
2017-18	4-11
2016-17	10-5
2015-16	10-6
2014-15	9-6
2013-14	12-5
2012-13	12-2
2011-12	18-2
2010-11	12-3
2009-10	12-4
2008-09	15-1
2007-08	13-3
2006-07	15-1
2005-06	13-3
2004-05	11-3
2003-04	11-3
2002-03	11-2
2001-02	18-1
2000-01	16-2
1999-00	11-3
1998-99	9-5
1997-98	12-2
1996-97	13-1
1995-96	13-2
1994-95	16-1
1993-94	14-2
1992-93	15-1
1991-92	13-2
1990-91	11-3
1989-90	15-2
1988-89	10-1
1987-88	12-2
1986-87	15-2
1985-86	11-3
1984-85	6-4
1983-84	9-3
1982-83	5-6
1981-82	10-4
1980-81	6-5
1979-80	6-5
1978-79	7-5
1977-78	10-2
Total.....	536-165 (.765)

Vanderbilt has ranked among the top attendance draws in women's basketball over the years. Here is a year-by-year look at VU's home attendance figures, including where the team has ranked nationally in total attendance since the 1999-00 season:

Year	Games	Total	Average	National Rank (Total)
2025-26	10	30,378	3,038	48th
2024-25	17	71,266	4,192	32nd
2023-24	17	47,479	2,793	53rd
2022-23	16	38,640	2,415	57th
2021-22	18	31,211	1,734	51st
2020-21*	5	209	42	—
2019-20	16	37,391	2,369	54th
2018-19	14	33,129	2,366	64th
2017-18	15	42,705	2,847	45th
2016-17	15	42,685	2,846	40th
2015-16	16	46,496	2,906	37th
2014-15	15	53,280	3,552	30th
2013-14	17	66,338	3,902	25th
2012-13	14	56,309	4,022	24th
2011-12	20	82,261	4,113	23rd
2010-11	15	68,828	4,589	20th
2009-10	16	69,521	4,345	21st
2008-09	16	76,150	4,759	18th
2007-08	17	91,279	5,369	17th
2006-07	16	72,215	4,513	23rd
2005-06	16	65,693	4,106	23rd
2004-05	14	51,682	3,692	31st
2003-04	14	44,352	3,168	33rd
2002-03	13	57,709	4,439	21st
2001-02	19	90,800	4,779	16th
2000-01	18	50,650	2,814	36th
1999-00	14	44,982	3,213	30th
1998-99	14	65,046	4,646	--
1997-98	14	91,056	6,504	--
1996-97	14	67,967	4,854	--
1995-96	15	88,151	5,877	--
1994-95	17	69,788	4,105	--
1993-94	14	73,686	5,253	--
1992-93	14	67,871	4,848	--
1991-92	15	36,266	2,418	--
1990-91	14	20,205	1,443	--
1989-90	17	25,887	1,522	--
1988-89	11	14,265	1,297	--
1987-88	13	7,324	563	--
1986-87	17	12,248	721	--
1985-86	14	5,750	411	--
1984-85	10	4,450	445	--
1983-84	12	8,664	722	--
1982-83	11	6,950	632	--
1981-82	14	6,310	451	--
1980-81	10	2,525	253	--

\*Vanderbilt discontinued its 2020-21 season due to the COVID-19 pandemic

## Memorial Gym Women's Basketball Crowds Over 10,000

Rank	Attendance	Opponent	Date
1.	15,317	Tennessee	1/30/1993
2.	15,311	Tennessee	2/7/1999
3.	15,187	Tennessee	2/25/1996
4.	14,848	Tennessee	2/16/1998
5.	14,316	Tennessee	2/17/2008
6.	14,168	Tennessee	2/16/2002
7.	13,227	Tennessee	12/31/1994
8.	13,127	Tennessee	1/19/2006
9.	12,645	Tennessee	1/31/1994
10.	12,417	Tennessee	1/19/1997
11.	12,131	Ohio State	1/6/1993
12.	12,034	Tennessee	2/9/2012
13.	12,009	Tennessee	1/25/2007
14.	11,401	Tennessee	2/2/2003
15.	11,386	Tennessee	2/14/2011
16.	10,561	Tennessee	2/15/2004
17.	10,154	Tennessee	1/24/2013
18.	10,149	Tennessee	2/24/2000



# RECORDS AT A GLANCE

## Points

Game	1.	55 • <i>Mikayla Blakes at Auburn, 2.16.25</i>
	9.	38 • <i>Mikayla Blakes vs. Mississippi State, 1.15.26</i>
	10.	37 • Jackie Cowan vs. Cheyney State, 2.9.86
'25-26	38	Mikayla Blakes, at Mississippi State, 01.15.26
	1.	855 • Wendy Scholtens, 1989-90
	10.	633 • Jackie Cowan, 1985-86
Season	1.	855 • Wendy Scholtens, 1989-90
	10.	633 • Jackie Cowan, 1985-86
Career	1.	2,604 • Chantelle Anderson, 2000-03
	10.	1,618 • Jasmine Lister, 2011-14
Active	1,230	<i>Mikayla Blakes, 2025-present</i>

## Field Goals Made

Game	1.	19 • Khamil Pierre vs. Evansville, 12.14.24
		Chantelle Anderson at Portland State, 12.23.00
	9.	15 • 9 Times, Last: <i>Mikayla Blakes at Auburn, 02.16.25</i>
'25-26	13	Mikayla Blakes, at Arkansas (01/01/26)
	1.	309 • Wendy Scholtens, 1989-90
	10.	244 • Sheri Sam, 1995-96
Season	1.	309 • Wendy Scholtens, 1989-90
	10.	244 • Sheri Sam, 1995-96
Career	1.	1,020 • Chantelle Anderson, 2000-03
	10.	625 • Sheri Sam, 1992-96
Active	473	<i>Sacha Washington, 2022-present</i>

## Field Goals Attempted

Game	1.	31 • Eva Lemeh at Georgia, 2.16.81
	8.	27 • <i>Mikayla Blakes, vs. California, 11.03.25</i>
	9.	26 • Ciaja Harbison, vs. NC State, 11.24.22
'25-26	10.	25 • Four times: Last: Khamil Pierre at Texas, 2.6.25
	27	Mikayla Blakes, vs. California, 11.03.25
Season	1.	571 • Barbara Brackman, 1981-82
	10.	504 • Jackie Cowan, 1985-86
Career	1.	1,655 • Wendy Scholtens, 1988-91
	10.	1,301 • Carla Thomas, 2004-2007
Active	949	<i>Sacha Washington, 2022-present</i>

## Field Goal Percentage

Game (Min. 10 FGM)	1.	1.000 • 4 Times, Last: Hannah Tuomi, 10-10 vs. UF, 2.24.10
	9.	.917 • 3 Times, Last: Ashley Earley, 11-12 at Tenn., 2.13.05
'25-26	.647	Mikayla Blakes, 11-17 vs. Tennessee State, 11.23.25
	1.	.723 (292-404) • Chantelle Anderson, 2000-01
	10.	.602 (103-171) • Nicole Jules, 2005-06
Season	1.	.723 (292-404) • Chantelle Anderson, 2000-01
	10.	.602 (103-171) • Nicole Jules, 2005-06
Career	1.	.651 (1,020-1,568) • Chantelle Anderson, 2000-03
	10.	.543 (706-1,301) • Carla Thomas, 2004-07
Active	.498 (473-494)	<i>Sacha Washington, 2022-present</i>

## 3-Pointers Made

Game	1.	9 • Iyana Moore, vs. Alabama State, 12.28.21
	5.	7 • 13 Times, Last: <i>Justine Pissott, vs. Texas Southern, 12.20.25</i>
'25-26	7	Justine Pissott, vs. Texas Southern, 12.20.25
	1.	95 • Caroline Williams, 2005-06
	10.	80 • Christina Wirth, 2008-09
Season	1.	95 • Caroline Williams, 2005-06
	10.	80 • Christina Wirth, 2008-09
Career	1.	276 • Christina Foggie, 2011-14
	10.	179 • Michelle Palmisano, 1995-97
Active	138	<i>Justine Pissott, 2023-present</i>

## 3-Pointers Attempted

Game	1.	17 • Christina Foggie vs. Virginia, 11.23.12
		17 • Christina Foggie vs. Maryland, 3.28.09
	8.	14 • 3x, Last: <i>Mikayla Blakes, at Miami, 12.04.24</i>
'25-26	12	2x, Last: Justine Pissott, vs. Virginia, 12.03.25
	1.	225 • Merideth Marsh, 2009-10
	10.	207 • Merideth Marsh, 2008-09
Season	1.	225 • Merideth Marsh, 2009-10
	10.	207 • Merideth Marsh, 2008-09
		Iyana Moore, 2021-22
Career	1.	735 • Christina Foggie, 2011-14
	10.	460 • Julie Powell, 1991-94
Active	359	<i>Justine Pissott, 2023-pres.</i>

## 3-Point Percentage

Game	1.	1.000 • 7 Times, Last: Erin Whalen (5-5) at Alabama, 1.21.18
	'25-26	.700 • Justine Pissott (7-10) vs. Texas Southern, 12.20.25
Season	1.	.505 (48-95) • Caroline Williams, 2004-05
	10.	.446 (37-83) • Christa Reed, 2016-17
Career	1.	.465 (238-512) • Caroline Williams, 2004-07
	10.	.394 (145-368) • Donna Harris, 1990-94
Active	.384 (138-359)	<i>Justine Pissott, 2023-present</i>

## Free Throws Made

Game	1.	23 • <i>Mikayla Blakes at Auburn, 2.16.25</i>
	2.	18 • Ashley McElhiney vs. LSU, 2.15.01
		18 • Wendy Scholtens at Tenn. Tech, 1.11.89
'25-26	5.	16 • Four Times, Last: <i>Mikayla Blakes, at Florida 01.30.25</i>
	12	Mikayla Blakes vs. Virginia, 12.3.25
Season	1.	236 • Wendy Scholtens, 1989-90
	3.	193 • <i>Mikayla Blakes, 2024-25</i>
	10.	134 • Chantelle Anderson, 2000-01
Career	1.	681 • Wendy Scholtens, 1988-91
	10	298 • Ashley McElhiney, 2000-03
Active	295	<i>Mikayla Blakes, 2025-present</i>

## Free Throws Attempted

Game	1.	24 • Mikayla Blakes at Auburn, 2.16.25
	2.	19 • Ashley McElhiney vs. LSU, 2.15.01
	3.	18 • 3 Times, Last: Mikayla Blakes, at Florida, 01.30.25
'25-26	13	Mikayla Blakes vs. Virginia, 12.3.25
	1.	264 • Wendy Scholtens, 1989-90
	10.	192 • Ciaja Harbison, 2022-23
Season	1.	264 • Wendy Scholtens, 1989-90
	10.	192 • Ciaja Harbison, 2022-23
Career	1.	785 • Wendy Scholtens, 1988-91
	10.	413 • Dee Davis, 2004-07
Active	366	<i>Sacha Washington, 2022-present</i>

## Free Throw Percentage

Game	1.	1.000 • 19 Times, Last: Iyana Moore (10-10) vs Ga., 3.3.24
	'25-26	.900 • <i>Mikayla Blakes (9-10), vs. Oregon State, 11.27.25</i>
Season	1.	.938 (61-65) • Christa Reed, 2017-18
	5.	.883 (193-218) • <i>Mikayla Blakes, 2024-25</i>
	10.	.871 (54-62) • Christina Wirth, 2006-07
Career	1.	.863 (277-321) • <i>Mikayla Blakes, 2025-present</i>
	10.	.793 (195-246) • Christina Wirth, 2006-09
Active	.870 (295-339)	<i>Mikayla Blakes, 2025-present</i>

## Rebounds

Game	1.	22 • Wendy Scholtens, 2x, vs. Lipscomb, 1.9.90
		vs. Wright State, 12.9.89
		Barbara Brackman, vs. Union, 1.4.83
'25-26	10.	19 • 6x, Last: Jennifer Holmes, vs. Florida, 2.25.99
	16	Sacha Washington, vs. Missouri, 01.08.26
Season	1.	389 • Wendy Scholtens, 1989-90
		Karen Booker, 1986-87
	6.	315 • Wendy Scholtens, 1988-89
Career	10.	291 • Sheri Sam, 1989-90
	'25-26	141 • <i>Sacha Washington</i>
Career	1.	1,272 • Wendy Scholtens, 1988-91
	6.	867 • Tiffany Clarke, 2010-13
	7.	861 • <i>Sacha Washington, 2022-present</i>
Active	861	<i>Sacha Washington, 2022-present</i>

## Assists

Game	1.	17 • Ashley McElhiney at Louisville, 1.2.03
	2.	15 • 2x, Last: <i>Aubrey Galvan, vs. Tennessee State, 11.23.25</i>
	7.	13 • 5x, Last: Jasmine Lister vs. Tennessee, 2.9.12
'25-26	15	Aubrey Galvan, vs. Tennessee State, 11.23.25
	1.	262 • Cathy Bender, 1981-82
	10.	168 • Jasmine Lister, 2012-13
Season	1.	262 • Cathy Bender, 1981-82
	10.	168 • Jasmine Lister, 2012-13
Career	1.	1,116 • <i>Aubrey Galvan</i>
	1.	730 • Dee Davis, 2004-07
	10.	438 • Jordyn Cambridge, 2018-24
Active	185	<i>Mikayla Blakes, 2025-present</i>

## Steals

Game	1.	11 • Eva Lemeh vs. Murray State, 12.14.80
	3.	9 • 4x, Last: <i>Aubrey Galvan, vs. Tennessee State, 11.23.25</i>
	8.	8 • 8x, Last: Khamil Pierre, vs. Evansville, 12.14.24
'25-26	9	Aubrey Galvan, vs. Tennessee State, 11.23.25
	1.	129 • Jordyn Cambridge, 2021-22
	6.	94 • Eva Lemeh, 1980-81
Season	1.	129 • Jordyn Cambridge, 2021-22
	6.	94 • Eva Lemeh, 1980-81
	10.	89 • Donna Atkinson, 1983-84
Career	'25-26	61 • <i>Mikayla Blakes</i>
	1.	351 • Jordyn Cambridge, 2018-24
	10.	221 • Jennifer Risper, 2006-09
Active	139	<i>Mikayla Blakes, 2025-present</i>

## Blocked Shots

Game	1.	10 • Angela Gorsica vs. Wingate, 12.28.95
		10 • Heidi Gillingham vs. Middle Tennessee, 1.30.92
	4.	8 • 15 Times, Last: Angela Gorsica vs. DePaul, 2.19.97
'25-26	4	Aalyah Del Rosario, vs. UAlbany, 12.18.25
	1.	131 • Heidi Gillingham, 1991-92
	10.	57 • Carolyn Peck, 1987-88
Season	'25-26	24 • <i>Aiyana Mitchell</i>
	1.	413 • Heidi Gillingham, 1991-94
	9.	127 • Karen Booker, 1984-87
Career	10.	125 • <i>Sacha Washington, 2022-present</i>
	Active	125 • <i>Sacha Washington, 2022-present</i>

## Points Per Game

Season	1.	25.2 (855 pts) • Wendy Scholtens, 1989-90
	2.	23.3 (769 pts) • <i>Mikayla Blakes, 2024-25</i>
	10.	20.4 • Sheri Sam, 1995-96/Jackie Cowan, 1985-86
'25-26	25.6 (461 pts)	<i>Mikayla Blakes</i>
	1.	21.3 (122 GP) • Wendy Scholtens, 1988-91
	10.	12.8 (119 GP) • Karen Booker, 1984-87
Career	(Min. 100 GP)	Active
	10.1 (117 GP)	<i>Sacha Washington, 2022-present</i>

## Games Played

Career	1.	137 • Jessica Mooney, 2007-10
		137 • Chantelle Anderson, 2000-03
	7.	132 • Six times, Last: Tiffany Clarke, 2010-13
Active	117	<i>Sacha Washington, 2022-present</i>

## Minutes Played

Game	1.	50 • Karen McGinn vs. Auburn, 12.13.78
		50 • Ann Morrow vs. Auburn, 12.13.78
	9.	46 • Chavonne Hammond vs. Kansas, 3.18.00
'25-26	46	Ashley Smith vs. George Washington, 12.22.98
	40	4x, Last: <i>Mikayla Blakes, at Mississippi State, 1.15.26</i>
		<i>Aubrey Galvan vs. BYU, 11.29.25</i>
Season	1.	1,298 • Ashley McElhiney, 2001-02
	10.	1,179 • Zuzi Klimesova, 2000-01
Career	'25-26	589 • <i>Aubrey Galvan</i>
	1.	4,626 • Jasmine Lister, 2011-14
	10.	3,779 • Christina Werth, 2006-09
Active	2,857	<i>Sacha Washington, 2022-present</i>



## THE LAST TIME WHEN...

### SCORING

Less than 40 pts	31 • East Tennessee St. • Johnson City, Tenn. • 12.01.22
40-49 pts	49 • Texas A&M • College Station, Texas • 02.15.24
Less than 50 pts & Won	49 • Texas A&M • College Station, Texas • 02.15.24
90-99 pts	91 • Texas A&M • College Station, Texas • 01.11.26
100+ pts (regulation)	109 • Stonehill • Nashville, Tenn. • 12.28.25
100+ pts	109 • Stonehill • Nashville, Tenn. • 12.28.25

### OPPONENT SCORING

Less than 35 pts	35 • UAlbany • Nashville, Tenn. • 12.18.25
Less than 40 pts	38 • Alabama State • Nashville, Tenn. • 11.21.25
40-49 pts	46 • Texas Southern • Nashville, Tenn. • 12.20.25
Less than 50 pts & Won	44 • East Tennessee St. • Johnson City, Tenn. • 12.01.22
90-99 pts	96 • Kentucky • Nashville, Tenn. • 01.05.25
100+ pts (regulation)	101 • Oklahoma • Norman, Okla. • 02.20.25
100+ pts	101 • Oklahoma • Norman, Okla. • 02.20.25

### FIELD GOAL PERCENTAGE

20.0%-29.9%	27.9% (19-68) • Florida • Gainesville, Fla. • 1.22.23
30.0%-39.9%	35.1% (20-57) • LSU • Nashville, Tenn. • 01.04.26
30.0%-39.9% & Won	35.1% (20-57) • LSU • Nashville, Tenn. • 01.04.26
50.0%-54.9%	50.0% (30-60) • Mississippi State • Starkville, Miss. • 01.15.26
55.0%-59.9%	56.4% (31-55) • Texas A&M • College Station, Texas • 01.11.26
60.0% or higher	69.8% (44-63) • Stonehill • Nashville, Tenn. • 12.28.25

### OPPONENT FIELD GOAL PERCENTAGE

20.0%-29.9%	26.3% (15-57) • Texas Southern • Nashville, Tenn. • 12.20.25
20.0%-29.9% & won	27.4% (17-62) • East Tenn. St. • Johnson City, Tenn. • 12.1.22
30.0%-39.9%	35.3% (18-51) • Texas A&M • College Station, Texas • 01.11.26
30.0%-39.9% & won	38.9% (35-90) • Mississippi State • Nashville, Tenn. • 02.13.25
50.0%-59.9%	54.7% (35-64) • South Carolina • Greenville, S.C. • 03.07.25
50.0%-59.9% & lost	51.6% (33-64) • Auburn • Auburn, Ala. • 02.16.25
60.0% or higher	66.7% (28-42) • Georgia • Nashville, Tenn. • 2.5.23

### FREE THROW PERCENTAGE

Less than 50.0%	37.5% (3-8) • South Florida • Tampa, Fla. • 11.14.24
90.0%-99.9%	90.0% (18-20) • Mississippi State • Starkville, Miss. • 01.15.26
1.000%	15-15 • South Florida • Tampa, Fla. • 12.15.25
1.000% w/ 10 or more makes	15-15 • South Florida • Tampa, Fla. • 12.15.25

### OPPONENT FREE THROW PERCENTAGE

Less than 50.0%	0.0% (0-2) • South Florida • Tampa, Fla. • 12.15.25
90.0%-99.9%	92.3% (12-13) • Texas Southern • Nashville, Tenn. • 12.20.25
1.000%	3-3 • South Florida • Tampa, Fla. • 11.14.24
1.000% w/ 10 or more makes	12-12 • Texas A&M • College Station, Texas • 2.10.22

### BASKETS MADE

40+ field goals made	44 • Stonehill • Nashville, Tenn. • 12.28.25
10-14 3-point field goals made	11 • Mississippi State • Starkville, Miss. • 01.15.26
15+ 3-point field goals made	18 • Texas Southern • Nashville, Tenn. • 12.20.25
Did not make a 3-pointer	0-9 • Butler • Indianapolis • 12.7.23
Made 20+ free throws	29 (29-32) • Auburn • Auburn, Ala. • 02.16.25
Made less than five free throws	3 (3-8) • South Florida • Tampa, Fla. • 11.14.24
Made 5-10 free throws	10 (10-16) • Arkansas • Fayetteville, Ark. • 01.01.26

### OPPONENT BASKETS MADE

40+ field goals made	42 • South Carolina • Nashville, Tenn. • 1.14.21
10-14 3-point field goals made	10 • Missouri • Nashville, Tenn. • 01.08.26
15+ 3-point field goals made	15 • Kentucky • Nashville, Tenn. • 01.05.25
Did not make a 3-pointer	0-8 • Ole Miss • Nashville, Tenn. • 2.20.22
Made 20+ free throws	22 (22-26) • Texas • Austin, Texas • 02.06.25
Made less than five free throws	3 (3-6) • Stonehill • Nashville, Tenn. • 12.28.25
Made 5-10 free throws	9 (9-13) • Texas A&M • College Station, Texas • 01.11.26

### REBOUNDS

10-20 rebounds	20 • Georgia • Nashville, Tenn. • 2.5.23
21-29 rebounds	28 • LSU • Nashville, Tenn. • 01.04.26
40-44 rebounds	43 • Missouri • Nashville, Tenn. • 01.08.26
45-49 rebounds	47 • Texas Southern • Nashville, Tenn. • 12.20.25
50+ rebounds	51 • West Georgia • Nashville, Tenn. • 12.21.24
20+ rebound margin	+27 • Austin Peay • Nashville, Tenn. • 11.08.24
30+ rebound margin	+30 • Samford • Nashville, Tenn. • 11.22.24

### OPPONENT REBOUNDS

20-24 rebounds	24 • Miami • Coral Gables, Fla. • 12.04.24
25-29 rebounds	27 • Western Ky. • Bowling Green, Ky. • 11.19.25
40-44 rebounds	42 • Oregon State • St. Thomas, USVI. • 11.27.25
45-49 rebounds	48 • LSU • Nashville, Tenn. • 01.04.26
50+ rebounds	54 • Oklahoma • Norman, Okla. • 02.20.25
60+ rebounds	65 • Mississippi State • Nashville, Tenn. • 02.13.25
20+ rebound margin	+20 • LSU • Nashville, Tenn. • 01.04.26

### STEALS

0-5 steals	4 • Mississippi State • Starkville, Miss. • 01.15.26
10-15 steals	12 • Texas A&M • College Station, Texas • 01.11.26
16-19 steals	18 • Tennessee State • Nashville, Tenn. • 11.23.25
20+ steals	26 • Stonehill • Nashville, Tenn. • 12.28.25

### OPPONENT STEALS

0-5 steals	5 • Texas A&M • College Station, Texas • 01.11.26
10-15 steals	10 • Mississippi State • Starkville, Miss. • 01.15.26
15-19 steals	17 • Florida • Nashville, Tenn. • 1.7.24
20+ steals	22 • UCLA • Boston, Mass. • 11.26.95

### ASSISTS

0-9 assists	8 • Texas • Austin, Texas • 02.06.25
15-19 assists	19 • Arkansas • Fayetteville, Ark. • 01.01.26
20-25 assists	20 • Mississippi State • Starkville, Miss. • 01.15.26
25-29 assists	27 • Stonehill • Nashville, Tenn. • 12.28.25
30-plus assists	33 • Tennessee State • Nashville, Tenn. • 11.23.25

### OPPONENT ASSISTS

0-9 assists	5 • Arkansas • Fayetteville, Ark. • 01.01.26
15-19 assists	15 • LSU • Nashville, Tenn. • 01.04.26
20-25 assists	25 • Oklahoma • Norman, Okla. • 02.20.25
26-30 assists	26 • Ole Miss • Oxford, Miss. • 01.09.25

### TURNOVERS

5-10 turnovers	10 • Texas A&M • College Station, Texas • 01.11.26
20-24 turnovers	20 • Austin Peay • Clarksville, Tenn. • 11.12.25
25-29 turnovers	29 • Ole Miss • Oxford, Miss. • 01.09.25
30-40 turnovers	37 • UCLA • Boston, Mass. • 11.26.95

### OPPONENT TURNOVERS

5-10 turnovers	10 • Tennessee • Nashville, Tenn. • 01.19.25
20-24 turnovers	24 • Missouri • Nashville, Tenn. • 01.08.26
25-29 turnovers	25 • Texas A&M • College Station, Texas • 01.11.26
30-40 turnovers	35 • Stonehill • Nashville, Tenn. • 12.28.25

### BLOCKED SHOTS

0 Blocks	0 • South Carolina • Nashville, Tenn. • 02.23.25
5-9 blocked shots	6 • Texas Southern • Nashville, Tenn. • 12.20.25

### OPPONENT BLOCKED SHOTS

0 Blocks	0 • Mississippi State • Starkville, Miss. • 01.15.26
5-9 blocked shots	5 • South Carolina • Greenville, S.C. • 03.07.25
10+ blocked shots	14 • South Carolina • Nashville, Tenn. • 1.19.23

### MARGIN OF VICTORY

1 point	vs. Tennessee (71-7) • Nashville, Tenn. • 01.19.25
2 points	at Arkansas (66-64) • Tuscaloosa, Ala. • 01.26.25
10-19 points	17 • Arkansas (88-71) • Fayetteville, Ark. • 01.01.26
20-29 points	29 • UAlbany (64-35) • Nashville, Tenn. • 12.18.25
Back-to-back 20+ points	31 • Missouri (99-68) • Nashville, Tenn. • 01.08.26
	40 • Texas A&M (91-51) • College Station, Texas • 01.11.26
30-39 points	31 • Missouri (99-68) • Nashville, Tenn. • 01.08.26
Back-to-back 30+ points	31 • Missouri (99-68) • Nashville, Tenn. • 01.08.26
	40 • Texas A&M (91-51) • College Station, Texas • 01.11.26
40-49 points	40 • Texas A&M (91-51) • College Station, Texas • 01.11.26
Back-to-back 40+ points	50 • Texas Southern (96-46) • Nashville, Tenn. • 12.20.25
	59 • Stonehill (109-50) • Nashville, Tenn. • 12.28.25
50-59 points	59 • Stonehill (109-50) • Nashville, Tenn. • 12.28.25
Back-to-back 50+ points	50 • Texas Southern (96-46) • Nashville, Tenn. • 12.20.25
	59 • Stonehill (109-50) • Nashville, Tenn. • 12.28.25
60-69 points	66 • Evansville (106-40) • Nashville, Tenn. • 12.14.24
70+ points	70 • Hampton (116-46) • Nashville, Tenn. • 11.29.98
Single-overtime win	at Auburn (98-88) • Auburn, Ala. • 02.16.25
Double-overtime win	at Florida (106-98) • Gainesville, Fla. • 2.6.11
Triple-overtime win	NEVER OCCURRED

### OPPONENT MARGIN OF VICTORY

1 point	vs. Florida (53-52) • Greenville, S.C. • 3.3.22
2 points	vs. Missouri (65-63) • Nashville, Tenn. • 1.14.24
10-19 points	15 • Ole Miss (76-61) • Nashville, Tenn. • 02.02.25
20-30 points	21 • South Carolina (84-63) • Greenville, S.C. • 03.07.25
Back-to-back 20+ points	20 (101-81) • Oklahoma • Norman, Okla. • 02.20.25
	28 • South Carolina (82-54) • Nashville, Tenn. • 02.23.25
30-39 points	37 • Alabama (98-61) • Tuscaloosa, Ala. • 1.26.20
40-49 points	48 • South Carolina (96-48) • Nashville, Tenn. • 1.19.23
50-59 points	55 • South Carolina (85-30) • Columbia, S.C. • 01.24.22
60-69 points	63 • South Carolina (106-43) • Nashville, Tenn. • 01.14.21
70+ points	NEVER OCCURRED
Single-overtime win	Alabama (77-71) • Nashville, Tenn. • 2.6.22
Double-overtime win	Mississippi State (85-77) • Nashville, Tenn. • 02.13.25
Triple-overtime win	NEVER OCCURRED





## LAST TIME...

**A DORE SCORED 20 OR MORE PTS**  
Mikayla Blakes • 38 Pts at Mississippi State • 01.15.26

**TWO DORES SCORED 20 OR MORE PTS**  
Mikayla Blakes • 25 Pts at Texas A&M • 01.11.26  
Justine Pissott • 22 Pts at Texas A&M • 01.11.26

**AN OPPONENT SCORED 20 OR MORE PTS**  
Taleyah Jones • Arkansas • 24 Pts • 01.01.26

**TWO OPPONENTS SCORED 20 OR MORE PTS**  
Yuting Deng • Auburn • 27 Pts • 02.16.25  
DeYona Gaston • Auburn • 25 Pts • 02.16.25

**A DORE SCORED 30 OR MORE PTS**  
Mikayla Blakes • 38 Pts at Mississippi State • 01.15.26

**A DORE SCORED 40 OR MORE PTS**  
Mikayla Blakes • 55 Pts at Auburn • 02.16.25

**A DORE SCORED 50 OR MORE PTS**  
Mikayla Blakes • 55 Pts at Auburn • 02.16.25

**AN OPP. SCORED 30 OR MORE PTS**  
Raegan Beers • Oklahoma • 30 Pts • 02.20.25

**A DORE COLLECTED 15 OR MORE REBS**  
Sacha Washington • 16 Reb vs. Missouri • 01.08.26

**AN OPP. COLLECTED 15 OR MORE REBS**  
Madina Okot • Mississippi State • 23 Reb • 02.13.25

**A DORE COLLECTED 10 OR MORE AST**  
Aubrey Galvan • 11 Ast vs. Texas Southern • 12.20.25

**AN OPP. COLLECTED 10 OR MORE AST**  
Mar'shaun Bostic • Auburn • 11 Ast • 02.16.25

**A DORE HAD FIVE OR MORE STL**  
Aubrey Galvan • 5 Stl vs. Missouri • 01.08.26

**AN OPP. COLLECTED FIVE OR MORE STL**  
Rori Harmon • Texas • 5 Stl • 02.06.25

**A DORE HAD FIVE OR MORE BLK**  
Sacha Washington • 6 Blk vs. Dayton • 12.20.23

**AN OPP. COLLECTED FIVE OR MORE BLK**  
L'or Mputu • South Florida • 6 Blk • 11.14.24

**A DORE MADE 10-PLUS FG**  
Mikayla Blakes • 11 FGM at Mississippi State • 01.15.26

**A DORE MADE 10-PLUS FG IN BACK-TO-BACK GAMES**  
Mikayla Blakes (2) • 13 FGM at Arkansas • 01.01.26  
10 FGM vs. LSU • 01.04.26

**AN OPP. MADE 10 OR MORE FG**  
Stefanie Ingram • South Florida • 10 FGM • 12.15.25

**A DORE ATTEMPTED 20 OR MORE FG**  
Mikayla Blakes • 23 FGA at Mississippi State • 01.15.26

**AN OPP. ATTEMPTED 20 OR MORE FG**  
Yutling Deng • Auburn • 26 FGA • 02.16.25

**A DORE MADE 10 OR MORE FREE THROWS**  
Mikayla Blakes • 11 FTM at Mississippi State • 01.15.26

**A DORE MADE 20 OR MORE FREE THROWS**  
Mikayla Blakes • 23 FTM at Auburn • 02.16.25

**AN OPP. MADE 10 OR MORE FREE THROWS**  
Diamond Battles • Georgia • 10 FTM • 2.5.23

**A DORE MADE 5 OR MORE 3-PT FG**  
Mikayla Blakes • 5 3-Pt FGM at Mississippi St. • 01.15.26

**AN OPP. MADE 5 OR MORE 3-PT FG**  
Taleyah Jones • Arkansas • 5 3-Pt FGM • 01.01.26

**VANDY HAD 5 OR PLAYERS IN DBL FIGURES**  
Five Players • vs. Missouri • 01.08.26

**AN OPP. HAD 5 OR PLAYERS IN DBL FIGURES**  
Mississippi State • Five Players • 01.15.26

**VANDY PLAYER HAD A DOUBLE-DOUBLE**  
Sacha Washington • 15 pts, 16 reb • vs. Missouri • 01.08.26

**A DORE HAD CONSECUTIVE DOUBLE-DOUBLES**  
Khamil Pierre (2) • 16 pts, 15 reb vs. Tennessee • 03.06.25  
17 pts, 10 reb vs. South Carolina • 03.07.25

**AN OPP. HAD A DOUBLE-DOUBLE**  
Grace Slaughter • Missouri • 12 pts, 10 reb • 01.08.26

**VANDY HAD 2 PLAYERS POST A DOUBLE-DOUBLE**  
vs. Tennessee State • 11.23.25  
Aubrey Galvan • 16 pts, 15 ast  
Sacha Washington • 13 pts, 10 reb

**AN OPP. HAD 2 PLAYERS POST A DOUBLE-DOUBLE**  
Ivy Wolf, Dayton • 23 pts, 10 reb • 12.19.24  
Arianna Smith, Dayton • 16 pts, 12 reb • 12.19.24

**VANDY HAD 3 PLAYERS POST A DOUBLE-DOUBLE**  
vs. Western Kentucky • 11.15.23  
Sacha Washington • 18 pts, 10 reb  
Jordyn Oliver • 15 pts, 10 reb  
Jordyn Cambridge • 11 pts, 13 reb

**VANDY PLAYER HAD A TRIPLE-DOUBLE**  
Jordyn Cambridge • vs. Texas A&M • 3.2.23  
15 reb, 13 pts, 10 ast

**ALL VANDY PLAYERS THAT PLAYED SCORED**  
12 Players vs. Texas Southern • 12.20.25

## RECORD WHEN...

**2025-26 OVERALL 18-0**

AT HOME	10-0
ON THE ROAD	5-0
NEUTRAL GAMES	3-0
IN OVERTIME	0-0
IN DOUBLE OVERTIME	0-0
AFTER A WIN	17-0
AFTER A LOSS	0-0
LEADING AFTER 1ST QUARTER	14-0
TRAILING AFTER 1ST QUARTER	3-0
TIED SCORE AFTER 1ST QUARTER	1-0
LEADING AT HALFTIME	16-0
TRAILING AT HALFTIME	2-0
TIED AT HALFTIME	0-0
LEADING AFTER 3RD QUARTER	17-0
TRAILING AFTER 3RD QUARTER	1-0
TIED SCORE AFTER 3RD QUARTER	0-0
OUTSCORING OPP. IN 2ND HALF	18-0
OUTSCORED BY OPP. IN 2ND HALF	0-0
SCORING SAME PTS IN 2ND HALF	0-0
LEADING WITH 5 MIN. REMAINING	17-0
TRAILING WITH 5 MIN. REMAINING	1-0
TIED WITH 5 MIN. REMAINING	0-0
SCORING FEWER THAN 50 POINTS	0-0
SCORING 50-59 POINTS	0-0
SCORING 60-69 POINTS	2-0
SCORING 70-79 POINTS	2-0
SCORING 80-89 POINTS	7-0
SCORING 90-99 POINTS	6-0
SCORING 100+ POINTS	1-0
ALLOWING 39-OR-FEWER POINTS	2-0
ALLOWING 40-49 POINTS	4-0
ALLOWING 50-59 POINTS	3-0
ALLOWING 60-69 POINTS	6-0
ALLOWING 70-79 POINTS	2-0
ALLOWING 80-89 POINTS	1-0
ALLOWING 90-OR-MORE POINTS	0-0
GAME DECIDED BY 1-POINT	0-0
GAME DECIDED BY 2-3 POINTS	0-0
GAME DECIDED BY 4-5 POINTS	2-0
GAME DECIDED BY 6-9 POINTS	1-0
GAME DECIDED BY 10-19 POINTS	4-0
GAME DECIDED BY 20-29 POINTS	3-0
GAME DECIDED BY 30-39 POINTS	1-0
GAME DECIDED BY 40-49 POINTS	3-0
GAME DECIDED BY 50-59 POINTS	4-0
GAME DECIDED BY 60+ POINTS	0-0
HIGHER FIELD GOAL PERCENTAGE	12-0
LOWER FIELD GOAL PERCENTAGE	6-0
SAME FIELD GOAL PERCENTAGE	0-0
SHOOTING LESS THAN 30%	0-0
SHOOTING 30-39%	2-0
SHOOTING 40-49%	12-0
SHOOTING 50+%	4-0
OPP. SHOOTING LESS 30%	5-0
OPP. SHOOTING 30-39%	5-0
OPP. SHOOTING 40-49%	8-0
OPP. SHOOTING 50+%	0-0
MORE MADE 3-PT THAN OPP.	13-0
FEWER MADE 3-PT THAN OPP.	3-0
SAME 3-PT MAKES AS OPP.	2-0
MAKING FEWER THAN FIVE 3-PT FG	1-0
MAKING BETWEEN 5-9 3-PT FG	5-0
MAKING 10-14 3-PT FG	11-0
MAKING 15+ 3-PT FG	1-0
ALLOWING FEWER THAN 5 3-PT FG	3-0
ALLOWING BETWEEN 5-9 3-PT FG	12-0
ALLOWING 10+ 3-PT FG	2-0
MAKING MORE FREE THROWS	14-0
MAKING FEWER FREE THROWS	3-0
MAKING SAME FREE THROWS	1-0

MAKING FEWER THEN 10 FREE THROWS	3-0
MAKING 10-19 FREE THROWS	15-0
MAKINGS 20+ FREE THROWS	0-0
OPP. MAKES 0-10 FREE THROWS	12-0
OPP. MAKES 10-19 FREE THROWS	6-0
OPP. MAKES 20+ FREE THROWS	0-0
OUTREBOUNDING OPP.	12-0
OUT REBOUNDED BY OPP.	5-0
SAME TOTAL OF REBOUNDS	1-0
FEWER THAN 10 ASSISTS	0-0
10-19 ASSISTS	9-0
20+ ASSISTS	9-0
NO BLOCKS	0-0
1-4 BLOCKS	9-0
5+ BLOCKS	9-0
COMMITTING FEWER TURNOVERS	16-0
COMMITTING MORE TURNOVERS	2-0
COMMITTING SAME TURNOVERS	0-0
FORCING FEWER THAN 10 TURNOVERS	0-0
FORCING 10-19 TURNOVERS	5-0
FORCING 20-29 TURNOVERS	12-0
FORCING 30+ TURNOVERS	1-0
IN DAY GAMES	9-0
IN NIGHT GAMES	9-0
ON SUNDAY	3-0
ON MONDAY	3-0
ON TUESDAY	0-0
ON WEDNESDAY	3-0
ON THURSDAY	5-0
ON FRIDAY	1-0
ON SATURDAY	3-0
IN NOVEMBER	8-0
IN DECEMBER	5-0
IN JANUARY	5-0
IN FEBRUARY	0-0
IN MARCH	0-0
VS. SEC	5-0
VS. SEC AT MEMORIAL GYM	2-0
VS. SEC ON THE ROAD	3-0
VS. RANKED OPPONENTS	1-0
VS. OPPONENTS RECEIVING	0-0
WINNING THE OPENING TIP	11-0
LOSING THE OPENING TIP	7-0
WEARING WHITE	10-0
WEARING VANDY SCRIPT WHITE	2-0
WEARING GRAY	1-0
WEARING GOLD	1-0
WEARING BLACK	4-0
WEARING V BLACK	0-0
WEARING PLAY4KAY JERSEY	0-0



## 2025-26 GAME LEADERS

OPPONENT	DATE	SCORE	W/L	POINTS	REBOUNDS	ASSISTS	STEALS	BLOCKS
vs. California	11-03-25	74-65	W	Blakes (27)	Mitchell (10)	Galvan (7)	Washington (4)	Mitchell/Pissott (3)
Furman	11-10-25	96-48	W	Mwenentanda (16)	Galvan (7)	Galvan (8)	Blakes (4)	Blakes/Makurat (1)
at Austin Peay	11-12-25	75-65	W	Blakes (26)	Washington (10)	Pissott (4)	Washington (3)	Washington (2)
at Western Kentucky	11-19-25	87-49	W	Blakes (30)	Blakes (10)	Galvan (8)	Blakes (6)	Del Rosario (3)
Alabama State	11-21-25	92-38	W	Makurat (21)	Washington (7)	Galvan (8)	Blakes (4)	Del Rosario/Washington (2)
Tennessee State	11-23-25	99-43	W	Blakes (24)	Washington (10)	Galvan (15)	Galvan (9)	Del Rosario/Mitchell/Washington (2)
vs. Oregon State	11-27-25	88-66	W	Blakes (35)	Pissott/Washington (6)	Blakes/Pissott (4)	Galvan (6)	Mitchell (2)
vs. BYU	11-29-25	84-71	W	Blakes (27)	Washington (12)	Blakes/Washington (6)	Blakes/Galvan (3)	Washington (1)
Virginia	12-03-25	81-68	W	Blakes (28)	Blakes/Mwenentanda/Washington (7)	Galvan (8)	Blakes (4)	Mitchell (3)
at South Florida	12-15-25	87-58	W	Blakes (19)	Blakes/Pissott/Washington (6)	Galvan (8)	Blakes (3)	Mitchell (2)
UAlbany	12-18-25	64-35	W	Blakes (17)	Galvan/Mitchell (6)	Blakes/Galvan (4)	Blakes (6)	Mitchell (4)
Texas Southern	12-20-25	96-46	W	Pissott (25)	Mitchell (10)	Galvan (11)	Black/Blakes/Mitchell (3)	Mwenentanda (3)
Stonehill	12-28-25	109-50	W	Blakes (21)	Black/Washington (5)	Blakes/Galvan (7)	Brown (6)	Del Rosario (1)
at Arkansas	01-01-26	88-71	W	Blakes (35)	Washington (13)	Blakes (8)	Blakes/Galvan (3)	Washington (3)
LSU	01-04-26	65-61	W	Blakes (32)	Washington (7)	Blakes (4)	Mitchell (4)	Washington (3)
Missouri	01-08-26	99-68	W	Blakes (20)	Washington (16)	Blakes (6)	Galvan (5)	Pissott (2)
at Texas A&M	01-11-26	91-51	W	Blakes (25)	Washington (8)	Galvan (7)	Galvan (4)	Mitchell/Pissott (1)
at Mississippi State	01-15-26	89-84	W	Blakes (38)	Mitchell (8)	Blakes (7)	Mwenentanda (2)	Mitchell/Mwenentanda/Pissott/Washington (1)
vs. Michigan	01-19-26							
Auburn	01-22-26							
at South Carolina	01-25-26							
at Ole Miss	01-29-26							
Florida	02-01-26							
at Kentucky	02-05-26							
Oklahoma	02-09-26							
Texas	02-12-26							
at Georgia	02-15-26							
Kentucky	02-22-26							
Alabama	02-26-26							
at Tennessee	03-01-26							

## POINTS

Mikayla Blakes	15 (15-0)
Aga Makurat	1 (1-0)
Ndjakalenga Mwenentanda	1 (1-0)
Justine Pissott	1 (1-0)

## REBOUNDS

Sacha Washington	12 (12-0)
Aiyana Mitchell	4 (4-0)
Mikayla Blakes	3 (3-0)
Justine Pissott	2 (2-0)
Aubrey Galvan	2 (2-0)
Ava Black	1 (1-0)
Ndjakalenga Mwenentanda	1 (1-0)

## ASSISTS

Aubrey Galvan	11 (11-0)
Mikayla Blakes	8 (8-0)
Justine Pissott	2 (2-0)
Sacha Washington	2 (2-0)

## STEALS

Mikayla Blakes	9 (9-0)
Aubrey Galvan	6 (6-0)
Aiyana Mitchell	2 (2-0)
Sacha Washington	2 (2-0)
Ava Black	1 (1-0)
Jada Brown	1 (1-0)
Ndjakalenga Mwenentanda	1 (1-0)

## BLOCKS

Aiyana Mitchell	8 (8-0)
Sacha Washington	7 (7-0)
Aalyah Del Rosario	4 (4-0)
Justine Pissott	4 (4-0)
Ndjakalenga Mwenentanda	2 (2-0)
Mikayla Blakes	1 (1-0)
Aga Makurat	1 (1-0)

## 2025-26 GAME HIGHS &amp; LOWS

## HIGHS

Points	109	vs. Stonehill (12/28/25)
FG Made	44	vs. Stonehill (12/28/25)
FG Attempts	77	vs. Missouri (01/08/26)
3-Pt FG Made	18	vs. Texas Southern (12/20/25)
3-PT FG Attempts	41	vs. Texas Southern (12/20/25)
FT Made	19	vs. Alabama State (11/21/25) vs. Virginia (12/03/25)
FT Attempts	26	vs. LSU (01/04/26)
Rebounds	49	vs. California (11/3/25)
Assists	33	vs. Tennessee State (11/21/25)
Steals	26	vs. Stonehill (12/28/25)
Blocks	9	vs. Tennessee State (11/21/25)
Turnovers	20	at Austin Peay (11/12/25)
Fouls	19	at Austin Peay (11/12/25)

## LOWS

Points	64	vs. UAlbany (12/18/25)
FG Made	20	vs. LSU (01/04/26)
FG Attempts	55	at Austin Peay (11/12/25) vs. UAlbany (12/18/25) at Texas A&M (01/11/26)
3-Pt FG Made	4	vs. Stonehill (12/28/25)
3-PT FG Attempts	11	vs. Stonehill (12/28/25)
FT Made	5	vs. Tennessee State (11/21/25)
FT Attempts	10	vs. Tennessee State (11/21/25)
Rebounds	28	vs. LSU (01/04/26)
Assists	12	vs. LSU (01/04/26)
Steals	4	at Mississippi State (01/15/26)
Blocks	1	vs. Stonehill (12/28/25)
Turnovers	7	vs. Alabama State (11/21/25) vs. Oregon State (11/27/25)
Fouls	9	vs. South Florida (12/15/25)



BENCH PRODUCTION

Game	VU-OPP	Diff.	Top Bench Scorer
vs. California	14-5	+9	Aiyana Mitchell, 12
Furman	33-26	+7	Aiyana Mitchell, 12
at Austin Peay	13-20	-7	Aiyana Mitchell, 10
at Western Ky.	18-17	+1	Aga Makurat, 7
Alabama St.	50-16	+34	Aga Makurat, 21
Tennessee St.	32-18	+14	Aiyana Mitchell, 8
vs. Oregon St.	14-22	-8	Jada Brown, 9
vs. BYU	12-14	-2	Jada Brown, 8
Virginia	8-20	-12	Aiyana Mitchell, 8
South Florida	18-17	+1	Aiyana Mitchell, 8
UAlbany	21-3	+18	Aiyana Mitchell, 14
TX Southern	39-23	+16	Aga Makurat, 13
Stonehill	41-9	+32	Aiyana Mitchell, 16
at Arkansas	16-27	-11	Aiyana Mitchell, 7
LSU	6-22	-16	Jada Brown, 4
Missouri	15-17	-2	Aiyana Mitchell, 8
at Texas A&M	17-26	-9	J. Brown/A. Mitchell, 6
at Miss. State	15-29	-14	Aiyana Mitchell, 10
Total	382-331	+51	Aiyana Mitchell, 142 pts
AVG.	21.2-18.4	+2.8	Aiyana Mitchell, 7.9 ppg

SPECIALTY STATS

Team	Off. TO	PAINT	2nd CHANCE	FAST BREAK
vs. California	19-13	40-34	25-15	14-6
Furman	41-5	50-14	12-5	22-4
at Austin Peay	13-22	32-28	14-7	8-9
at Western Ky.	25-6	36-20	24-9	10-5
Alabama State	38-4	34-10	17-1	11-0
Tennessee St.	38-9	64-22	20-12	31-10
vs. Oregon St.	27-12	30-36	6-13	13-2
vs. BYU	30-4	30-22	4-10	14-13
Virginia	28-19	28-34	6-7	14-21
South Florida	28-8	28-28	13-4	12-13
UAlbany	25-6	30-4	11-14	14-0
TX Southern	28-7	28-18	11-4	24-12
Stonehill	46-13	64-18	12-8	31-2
at Arkansas	32-14	40-30	11-6	16-18
LSU	15-19	16-30	21-20	0-11
Missouri	37-17	54-22	20-14	13-7
at Texas A&M	34-9	20-20	8-11	13-4
at Miss. State	15-17	32-42	6-13	3-10
Total	519-204	656-432	241-173	263-147
AVG.	28.8-11.3	36.4-24.0	13.4-9.6	14.6-8.2

2025-26 GAME-BY-GAME STATS

				Total		3-Pointers		Free throws		Rebounds										
Opponent	Date	Score		FG-FGA	PCT	3FG-3FGA	PCT	FT-FTA	PCT	OFF	DEF	TOT	AVG	PF	A	TO	BLK	STL	PTS	AVG
vs California	11/03/2025	74-65	W	29-75	.387	6-22	.273	10-16	.625	27	22	49	49.0	17	15	14	8	15	74	74.0
Furman	11/10/2025	96-48	W	37-66	.561	10-25	.400	12-22	.545	11	26	37	43.0	16	28	12	2	14	96	85.0
at Austin Peay	11/12/2025	75-65	W	26-55	.473	8-21	.381	15-25	.600	15	25	40	42.0	19	15	20	6	6	75	81.7
at Western Ky.	11/19/2025	87-49	W	33-75	.440	12-33	.364	9-12	.750	25	23	48	43.5	17	19	12	8	19	87	83.0
Alabama St.	11/21/2025	92-38	W	31-73	.425	11-30	.367	19-25	.760	18	30	48	44.4	15	22	7	6	15	92	84.8
Tennessee St.	11/23/2025	99-43	W	43-76	.566	8-21	.381	5-10	.500	15	30	45	44.5	11	33	15	9	18	99	87.2
vs Oregon St.	11/27/2025	88-66	W	32-68	.471	12-26	.462	12-17	.706	10	21	31	42.6	15	15	7	5	12	88	87.3
vs BYU	11/29/2025	84-71	W	30-73	.411	11-34	.324	13-14	.929	16	21	37	41.9	11	21	5	1	8	84	86.9
Virginia	12/03/2025	81-68	W	27-59	.458	8-23	.348	19-21	.905	10	24	34	41.0	13	19	14	5	11	81	86.2
South Fla.	12/15/2025	87-58	W	30-71	.423	12-37	.324	15-15	1.000	16	25	41	41.0	9	24	9	4	9	87	86.3
UAlbany	12/18/2025	64-35	W	25-55	.455	6-18	.333	8-14	.571	9	25	34	40.4	15	15	10	6	13	64	84.3
Texas Southern	12/20/2025	96-46	W	32-67	.478	18-41	.439	14-17	.824	15	32	47	40.9	16	24	18	6	13	96	85.3
Stonehill	12/28/2025	109-50	W	44-63	.698	4-11	.364	17-18	.944	8	22	30	40.1	11	27	14	1	26	109	87.1
at Arkansas	01/01/2026	88-71	W	33-72	.458	12-34	.353	10-16	.625	16	21	37	39.9	16	19	11	4	11	88	87.1
LSU	01/04/2026	65-61	W	20-57	.351	10-27	.370	15-26	.577	14	14	28	39.1	13	12	12	4	14	65	85.7
Missouri	01/08/2026	99-68	W	39-77	.506	10-34	.294	11-15	.733	18	25	43	39.3	14	20	14	3	10	99	86.5
at Texas A&M	01/11/2026	91-51	W	31-55	.564	12-24	.500	17-24	.708	10	20	30	38.8	14	23	10	2	12	91	86.8
at Mississippi St.	01/15/2026	89-84	W	30-60	.500	11-29	.379	18-20	.900	10	23	33	38.4	14	20	13	4	4	89	86.9
Total		1564		572-1197	.478	181-490	.369	239-327	.731	263	429	692	38.4	256	371	217	84	230	1564	86.9
Opponents		1037		385-1010	.381	116-385	.301	151-224	.674	213	394	607	33.7	318	200	401	36	111	1037	57.6

Vanderbilt Averages

Games Played	Points/game	FG Pct	3FG Pct	FT Pct	Rebounds/game	Assists/game	Turnovers/game	Assist/Turnover ratio	Steals/game	Blocks/game
18	86.9	47.8	36.9	73.1	38.4	20.6	12.1	1.7	12.8	4.7



## 2026 SEC GAME-BY-GAME STATS

				Total		3-Pointers		Free throws		Rebounds											
Opponent	Date	Score		FG-FGA	PCT	3FG-3FGA	PCT	FT-FTA	PCT	OFF	DEF	TOT	AVG	PF	A	TO	BLK	STL	PTS	AVG	
at Arkansas	01/01/2026	88-71	W	33-72	.458	12-34	.353	10-16	.625	16	21	37	37.0	16	19	11	4	11	88	88.0	
LSU	01/04/2026	65-61	W	20-57	.351	10-27	.370	15-26	.577	14	14	28	32.5	13	12	12	4	14	65	76.5	
Missouri	01/08/2026	99-68	W	39-77	.506	10-34	.294	11-15	.733	18	25	43	36.0	14	20	14	3	10	99	84.0	
at Texas A&M	01/11/2026	91-51	W	31-55	.564	12-24	.500	17-24	.708	10	20	30	34.5	14	23	10	2	12	91	85.8	
at Mississippi St.	01/15/2026	89-84	W	30-60	.500	11-29	.379	18-20	.900	10	23	33	34.2	14	20	13	4	4	89	86.4	
Total		432		153-321	.477	55-148	.372	71-101	.703	68	103	171	34.2	71	94	60	17	51	432	86.4	
Opponents		335		124-286	.434	34-97	.351	53-69	.768	64	111	175	35.0	108	59	105	7	36	335	67.0	

### Vanderbilt Averages

Games Played	Points/game	FG Pct	3FG Pct	FT Pct	Rebounds/game	Assists/game	Turnovers/game	Assist/Turnover ratio	Steals/game	Blocks/game
5	86.4	47.7	37.2	70.3	34.2	18.8	12.0	1.6	10.2	3.4

## 2026 SEC GAME HIGHS & LOWS

### HIGHS

Points	99	vs. Missouri (01/08/26)
FG Made	39	vs. Missouri (01/08/26)
FG Attempts	77	vs. Missouri (01/08/26)
3-Pt FG Made	12	at Arkansas (01/01/26)
		at Texas A&M (01/11/26)
3-PT FG Attempts	34	at Arkansas (01/01/26)
		vs. Missouri (01/08/26)
FT Made	18	at Mississippi State (01/15/26)
FT Attempts	26	vs. LSU (01/04/26)
Rebounds	43	vs. Missouri (01/08/26)
Assists	23	at Texas A&M (01/11/26)
Steals	14	vs. LSU (01/04/26)
Blocks	4	at Arkansas (01/01/26)
		vs. LSU (01/04/26)
		at Mississippi State (01/15/26)
Turnovers	14	vs. Missouri (01/08/26)
Fouls	16	at Arkansas (01/01/26)

### LOWS

Points	65	vs. LSU (01/04/26)
FG Made	20	vs. LSU (01/04/26)
FG Attempts	55	at Texas A&M (01/11/26)
3-Pt FG Made	10	vs. LSU (01/04/26)
		vs. Missouri (01/08/26)
3-PT FG Attempts	24	at Texas A&M (01/11/26)
FT Made	10	at Arkansas (01/01/26)
FT Attempts	15	vs. Missouri (01/08/26)
Rebounds	28	vs. LSU (01/04/26)
Assists	12	vs. LSU (01/04/26)
Steals	4	at Mississippi State (01/15/26)
Blocks	2	at Texas A&M (01/11/26)
Turnovers	10	at Texas A&M (01/11/26)
Fouls	13	vs. LSU (01/04/26))



2025-26 GAME COMPARISON

Opponent	1st	2nd	3rd	4th	Final	Mar	Total FG	FG Pct	3-Pointers	3FG Pct	Free Throws	FT Pct	Rebs	Mar	Ast	TOver	Block	Steal	Fouls
vs. California	18-18	<b>13</b> -15	24-9	19-23	74-65	+9	29-75/26- <b>67</b>	<b>.387</b> /.388	6-22/7-28	<b>.273</b> /.250	10-16/6-13	.625/.462	<b>49</b> /41	+8	<b>15</b> /18	14/17	8/ <b>4</b>	15/8	17/14
Furman	21-13	22-9	28-10	25-16	96-48	+48	37-66/17-51	.561/.333	10-25/7-21	.400/.333	12-22/7- <b>21</b>	.561/.333	37/28	+9	28/9	12/28	2/2	14/5	16/21
at Austin Peay	21-19	17-14	25-18	<b>12</b> -14	75-65	+10	26- <b>55</b> /22-55	.473/.393	8-21/6-24	.381/.250	15-25/ <b>15</b> -20	.600/.750	40/28	+12	<b>15</b> /11	<b>20</b> /15	6/ <b>0</b>	6/6	<b>19</b> /21
at Western Ky.	23-11	23-13	24-15	17-10	87-49	+38	33-67/18-55	.493/.327	12-31/6-18	.387/.333	9-12/7-11	.750/.636	43/27	<b>+16</b>	16/10	13/24	6/3	18/7	16/21
Alabama State	24-9	26-13	<b>27</b> -6	15-10	92-38	+54	31-73/13- <b>48</b>	.425/.271	11-30/5-18	.367/.278	<b>19</b> -25/7-14	.760/.500	48/36	+12	22/6	7/25	6/3	15/4	15/22
Tennessee St.	31-6	<b>25</b> -4	25-17	18-16	99-43	+56	43- <b>76</b> /15-56	.566/.268	8-21/ <b>3</b> -21	.381/. <b>143</b>	<b>5</b> -10/10-15	<b>.500</b> /.667	45/31	+14	<b>33</b> /8	15/29	<b>9</b> /1	18/6	11/13
vs. Oregon St.	26-13	<b>17</b> - <b>25</b>	<b>30</b> -9	15-19	88-66	+22	32-68/26-61	.471/.426	12-26/7-22	<b>.462</b> /.318	12-17/7-9	.706/.778	<b>31</b> / <b>42</b>	<b>-9</b>	<b>15</b> /12	7/21	5/2	12/ <b>3</b>	15/ <b>11</b>
vs. BYU	<b>16</b> - <b>28</b>	24-11	24-16	20-16	84-71	+13	30-73/25-56	.411/.446	11-34/ <b>12</b> -28	.324/. <b>429</b>	13-14/9-14	.929/.643	37/39	-2	21/14	<b>5</b> /19	<b>1</b> /2	8/4	11/16
Virginia	18-19	16-11	29-11	18-27	81-68	+13	27-59/27-58	.458/.466	8-23/8-21	.348/.381	<b>19</b> -21/6-10	.905/.600	34/31	+3	19/14	14/18	5/3	11/ <b>10</b>	13/21
South Florida	<b>11</b> -7	<b>27</b> -18	24-17	25-16	87-58	+29	30-71/26-59	.423/.441	12-37/6-16	.324/.375	15-15/ <b>0</b> -2	<b>1.000</b> /.000	41/31	+10	24/10	9/20	4/2	9/ <b>3</b>	<b>9</b> /14
UAlbany	14-7	16-13	<b>20</b> -11	<b>14</b> -4	<b>64</b> - <b>35</b>	+29	<b>25</b> - <b>55</b> / <b>11</b> - <b>48</b>	.455/. <b>229</b>	6-18/4-21	.333/.190	8-14/9-14	.571/.643	34/38	-4	<b>15</b> /6	10/21	6/2	13/6	15/16
Texas Southern	<b>24</b> - <b>5</b>	<b>22</b> - <b>4</b>	<b>28</b> - <b>23</b>	22-14	96-46	+50	32-67/15-57	.478/.263	<b>18</b> - <b>41</b> /4-27	.439/.148	14-17/12-13	.824/. <b>923</b>	47/32	+15	24/11	18/23	6/ <b>0</b>	13/8	16/15
Stonehill	<b>34</b> -6	26-11	21-14	<b>28</b> -19	<b>109</b> -50	<b>+59</b>	<b>44</b> -63/20-51	<b>.698</b> /.392	<b>4</b> - <b>11</b> /7-24	.364/.292	17-18/3-6	.944/.500	30/ <b>23</b>	+7	27/12	<b>14</b> / <b>35</b>	<b>1</b> /1	<b>26</b> /5	11/12
at Arkansas	12-17	24-13	22-20	20-21	88-71	+17	33-72/25-52	.458/.481	12-34/7-19	.353/.368	10-16/14-17	.625/.824	37/31	+6	19/ <b>5</b>	11/22	4/3	11/7	16/17
LSU	12-15	7-16	20-15	23-18	65-61	<b>+4</b>	20-57/25-58	.351/.431	10-27/ <b>3</b> -7	.370/.429	15- <b>26</b> /8-13	.577/.615	28/48	-20	12/15	12/22	4/1	14/6	13/23
Missouri	27-23	21-14	20-16	31-15	99-68	+31	39-77/24-59	.506/.407	10-34/10- <b>32</b>	.294/.313	11-15/10-12	.733/.833	43/32	+11	20/14	14/24	3/2	10/8	14/22
at Texas A&M	18-14	25-10	30-15	18-12	91-51	+40	31- <b>55</b> /18-51	.564/.353	12-24/6-18	.500/.333	17-24/9-13	.708/.692	30/31	-1	23/11	10/25	2/1	12/5	13/23
at Miss. State	20-16	16-19	<b>30</b> -20	23- <b>29</b>	89- <b>84</b>	+5	30-60/ <b>32</b> -66	.500/. <b>485</b>	11-29/8-21	.379/.381	18-20/12-14	.900/.857	33/33	0	20/14	13/ <b>12</b>	<b>4</b> / <b>0</b>	<b>4</b> /10	<b>14</b> / <b>24</b>
SEASON TOTAL	<b>380</b> - <b>232</b>	<b>367</b> - <b>234</b>	<b>451</b> - <b>262</b>	<b>363</b> - <b>299</b>	<b>1564</b> - <b>1037</b>	<b>+527</b>	<b>572</b> - <b>1197</b> / <b>385</b> - <b>1010</b>	<b>.478</b> /. <b>381</b>	<b>181</b> - <b>490</b> / <b>116</b> - <b>385</b>	<b>.369</b> /. <b>301</b>	<b>239</b> - <b>327</b> / <b>151</b> - <b>224</b>	<b>.731</b> /. <b>674</b>	<b>692</b> / <b>607</b>	<b>+85</b>	<b>371</b> / <b>200</b>	<b>217</b> / <b>401</b>	<b>84</b> / <b>36</b>	<b>226</b> / <b>101</b>	<b>256</b> / <b>318</b>
SEASON AVG	<b>21.1</b> - <b>12.9</b>	<b>20.4</b> - <b>13.0</b>	<b>25.1</b> - <b>14.6</b>	<b>20.2</b> - <b>16.6</b>	<b>86.8</b> - <b>56.1</b>	<b>+29.3</b>	<b>31.7</b> - <b>66.5</b> / <b>21.4</b> - <b>56.1</b>		<b>10.1</b> - <b>27.2</b> / <b>6.4</b> - <b>21.4</b>		<b>13.3</b> - <b>18.2</b> / <b>8.4</b> - <b>12.4</b>		<b>38.4</b> / <b>33.7</b>	<b>+4.7</b>	<b>20.6</b> / <b>11.1</b>	<b>12.1</b> / <b>22.3</b>	<b>4.7</b> / <b>2.0</b>	<b>12.8</b> / <b>6.2</b>	<b>14.2</b> / <b>17.7</b>

SEASON HIGH | SEASON LOW





# SHEA RALPH

## HEAD COACH

FIFTH SEASON  
UConn • '01

Shea Ralph was named the sixth head coach in Vanderbilt women's basketball history on April 13, 2021. The 2025-26 campaign marks her fifth season leading the Commodores.

Ralph has given the Vanderbilt women's basketball program a resurgence in her short time in the Music City. Using her experience as a player and coach at one of the premier women's basketball programs in the nation, Ralph has brought the Commodores back into the forefront of the NCAA women's basketball landscape.

The Fayetteville, North Carolina, native and UConn graduate has guided the Does to the NCAA Tournament in 2023-24 and 2024-25. It marks the first time that Vanderbilt made consecutive March Madness appearances since earning 15-straight bids from 1999-2014.

Ralph has gone 73-59 (.553) during her four seasons in the Music City, while she is 45-21 (.682) over her last two seasons, which includes 17 victories over SEC teams. Ralph has collected four wins over ranked teams at Vanderbilt and she is the only Commodore women's basketball head coach to defeat in-state rival Tennessee twice in the same season (2024-25).

Ralph recruited and developed Vanderbilt's first National Freshman of the Year recipient, as Mikayla Blakes earned the USBWA Tamika Catchings National Freshman of the Year Award in 2024-25.

The fourth-year head coach has developed a pair of All-Americans at Vanderbilt, with both Mikayla Blakes and Khamil Pierre earning All-American status in 2024-25. She has coached a total of three All-SEC players (Mikayla Blakes (1st – 2024-25), Iyana Moore (2nd -2023-24) and Caja Harbison 2nd – 2022-23)) and has had four Commodores named to the All-SEC Freshman Team. Additionally, she has had nine student-athletes selected to the SEC Academic Honor Roll.

In her fourth season in 2024-25, Ralph guided the Commodores to a 22-11 overall record and an 8-8 mark in SEC play. She led Vanderbilt to its second-straight NCAA Tournament, earning an at-large bid as the No. 7 seed in the Birmingham Region 2.

The 22 wins also marked the first time the Commodores posted back-to-back 20-win seasons since the 2011-12 and 2012-13 campaigns. The Does were ranked in the AP Top 25 and the WBCA Coaches Poll for two weeks during the 2024-25 regular season, marking the first time since 2013-14 that the Commodores have been ranked in both



major polls for multiple weeks. Vanderbilt topped out at No. 23 in both polls on Jan. 28.

The Commodores collected three wins over ranked teams in 2024-25, which include a pair of wins over Tennessee, as Vanderbilt defeated the Lady Vols twice in one season for the first time in program history.

Ralph orchestrated one of the biggest turnarounds in program history during the 2023-24 season, as the Commodores went from being projected last in the SEC preseason polls to earning the program's first bid into the NCAA Tournament in 10 seasons.

Vanderbilt went 23-10 in Year 3 under Ralph's direction, as the Commodores made their first appearance in the NCAA Tournament since the 2013-14 campaign. The 23 wins marked an 11-win improvement from a season ago, which is the second-largest win improvement from one season to the next in program history.

Ralph orchestrated one of the biggest turnarounds in program history during the 2023-24 season, as the Commodores went from being projected last in the SEC preseason polls to earning the program's first bid into the NCAA Tournament in 10 seasons.

Vanderbilt went 23-10 in Year 3 under Ralph's direction, as the Commodores made their first appearance in the NCAA Tournament since the 2013-14 campaign. The 23 wins marked an 11-win improvement from a season ago, which is the second-largest win improvement from one season to the next in program history.

The Commodores went out and proved the preseason prognosticators wrong in 2023-24, as Vandy finished sixth in the SEC after being picked 13th in the Preseason SEC Coaches Poll and 14th in the Preseason SEC Media Poll. The Does went 9-7 in SEC play and won a program-record six road SEC games. The nine SEC wins were the most for Vanderbilt since the 2012-13 campaign. The Commodores earned the No. 6 seed in the 2024 SEC Women's Basketball Tournament, which was the program's highest seed at the SEC Tournament since 2011.

Vanderbilt's at-large bid into the 2024 NCAA Tournament marked the second time in her three seasons that Ralph has led the Commodores to the postseason.

A total of three Commodores earned All-SEC honors in Year 3 under Ralph. Iyana Moore made her first appearance on the All-SEC second team, while Jordyn Cambridge was named to the All-SEC defensive team for a school-record third time. Khamil Pierre was named to the All-SEC freshman team, making her the third Commodore to earn a spot on the team under Ralph, joining Moore and Sacha Washington. Pierre was also named SEC Freshman of the Week a program record five times during the season.

Vanderbilt's hard-nosed and gritty approach helped the Commodores become one of the elite defensive teams in the SEC, as Vandy ranked third in steals per game at 10.2 steals. The Does' 315 steals during the 2023-24 campaign are the third-most in a season in program history.

## THE RALPH FILE

### Vanderbilt (2021-Current) Head Coach

- 91-59 overall record in four seasons at Vanderbilt
- Led the Commodores to each of the last two NCAA Tournaments, marking the first time Vanderbilt has earned consecutive March Madness bids since going to 15-straight from 1999-2014
- First Vanderbilt women's coach to defeat Tennessee twice in the same season (2024-25)
- Guided Vanderbilt to its first NCAA Tournament bid since the 2014 NCAA Tournament in 2023-24 and posted the Does' first NCAA Tournament victory since 2013
- Posted the largest win improvement from one season to next in school history during the 2023-24 season, as Vandy's 23 victories marked an 11-win improvement from 2022-23
- Led Vanderbilt to its first postseason bid since the 2013-14 campaign with an appearance in the 2022 WNIT in her debut season in 2021-22
- Guided Vandy to a school record six SEC road wins in '23-'24
- Five players have earned All-SEC honors under Ralph

### UConn (2008-2021) Assistant Coach

- 462-22 in 13 seasons as an assistant coach at UConn
- Won Six NCAA National Championships
- 12 Final Four Appearances
- 16 Conference Titles
- Coached 21 WNBA Draft Picks, 9 top-5 picks, three No. 1 picks

### Pittsburgh (2003-2008) Assistant Coach

- 86-66 in five seasons as an assistant coach at Pittsburgh
- 2008 Sweet 16 Appearance
- Two NCAA Tournament Appearances (2007 & 08)
- 2006 WNIT Final Four

### UConn (1996-2001) Player

- Drafted by Utah Starzz in 2001 WNBA Draft
- Scored 1,678 career points, Ranks 8th in UConn history
- Won 2000 NCAA National Championship
- 2000 NCAA Women's Final Four MVP
- 2000 Big East Player of the Year
- 2000 All-American
- 2000 Sports Illustrated Women's College Player of the Year
- Honda Award Winner





Vanderbilt was hit hard with a plethora of preseason injuries to begin the 2022-23 campaign. Coach Ralph was able to rally the Commodores and record a second-straight double-digit win season, marking the first time in six years that Vandy has posted back-to-back double-digit win campaigns.

During the 2022-23 campaign, Ralph guided Vanderbilt to a winning record inside Memorial Gymnasium for the 38th time in the last 40 seasons. The Commodores won nine games at Memorial Gym, which included victories over Texas A&M, Arkansas, and Kentucky.



Ralph was key in the development of Cija Harbison, who transferred into the program for her graduate season and became one of the most prolific scorers in the SEC. Harbison earned second team All-SEC honors after averaging 19.6 points per game and shot 40.6% from the field. The only player in the SEC to score 40 points in a game this season, Harbison had three outings with 30-plus points among the 23 times she has scored in double figures while recording the highest scoring average of her collegiate career. Harbison has led the Commodores in scoring 16 times, assists on 20 occasions and steals in 15 games. Harbison tied a school record with 41 points and added five steals in a January win over Texas A&M.

In her inaugural season, Ralph led Vanderbilt to its first postseason appearance since 2014. The Commodores reached the third round of the Women's National Invitation Tournament, their longest postseason run since 2013. Vanderbilt also recorded its first SEC Tournament victory in six years when it defeated Texas A&M 85-69 on March 2, 2022.

In all, Ralph accrued the third-most wins of any women's basketball coach in a debut season. That included a 63-59 victory against No. 15 Florida in Memorial Gymnasium on Feb. 24, 2022, the program's first win against a ranked opponent since 2020. Ralph wasted no time helping individual student-athletes realize their full potential. Jordyn Cambridge, Iyana Moore and Sacha Washington earned All-SEC accolades during the 2021-22 campaign. Cambridge recorded the program's first postseason triple-double during the SEC Tournament, while she and Moore contributed to a program-record 17 3-pointers against Alabama State on Dec. 28, 2021. A seven-time national champion as a student-athlete or coach, Ralph arrived at Vanderbilt after spending the previous 13 seasons as an assistant coach alongside Geno Auriemma at the University of Connecticut. While serving as a coach at her alma mater, Ralph helped guide the Huskies to 12 Final Four appearances and six national championships, including an NCAA record four-consecutive titles from 2013-16.

Ralph was an instrumental figure in recruiting and player development with the Huskies.

She mentored standouts like Paige Bueckers, who in

RALPH BY THE RECORD

SEASON	TEAM	OVERALL	CONF.	CONF. FINISH	POSTSEASON
1996-97	UConn (Player)	33-1	18-0	1st	Elite Eight
1997-98	UConn (Redshirted)	34-3	17-1	1st	Elite Eight
1998-99	UConn (Player)	29-5	17-1	T-1st	Sweet 16
1999-00	UConn (Player)	36-1	18-0	T-1st	NCAA Champions
2000-01	UConn (Player)	32-3	17-1	1st	Final Four
2003-04	Pittsburgh (AC)	6-20	2-14	13th	--
2004-05	Pittsburgh (AC)	13-15	5-11	10th	--
2005-06	Pittsburgh (AC)	22-11	9-7	T-6th	WNIT Final Four
2006-07	Pittsburgh (AC)	24-9	10-6	T-5th	NCAA 2nd Round
2007-08	Pittsburgh (AC)	24-11	10-6	T-5th	Sweet 16
2008-09	UConn (AC)	39-0	16-0	1st	NCAA Champions
2009-10	UConn (AC)	39-0	16-0	1st	NCAA Champions
2010-11	UConn (AC)	36-2	16-0	1st	Final Four
2011-12	UConn (AC)	33-5	13-3	T-2nd	Final Four
2012-13	UConn (AC)	35-4	14-2	2nd	NCAA Champions
2013-14	UConn (AC)	40-0	18-0	1st	NCAA Champions
2014-15	UConn (AC)	38-1	18-0	1st	NCAA Champions
2015-16	UConn (AC)	38-0	18-0	1st	NCAA Champions
2016-17	UConn (AC)	36-1	16-0	1st	Final Four
2017-18	UConn (AC)	36-1	16-0	1st	Final Four
2018-19	UConn (AC)	35-3	16-0	1st	Final Four
2019-20	UConn (AC)	29-3	16-0	1st	NCAA Tournament Canceled
2020-21	UConn (AC)	28-2	18-0	1st	Final Four
2021-22	Vanderbilt (HC)	16-19	4-12	T-12th	WNIT Sweet 16
2022-23	Vanderbilt (HC)	12-19	3-13	12th	--
2023-24	Vanderbilt (HC)	23-10	9-7	6th	NCAA 1st Round
2024-25	Vanderbilt (HC)	22-11	8-8	T-8th	NCAA 1st Round
2025-26	Vanderbilt (HC)	18-0	5-0	--	--

RALPH OVERALL CAREER RECORD

SCHOOL	POS.	RECORD	CONF	POSTSEASON
UConn (1996-01)	Player	164-13	87-3	5 NCAA Tourn. • 1 NCAA Title • 2 Final Fours • 4 Elite Eights • 5 Sweet 16
Pittsburgh (2003-08)	Ast. Coach	89-66	36-44	2 NCAA Tourn. • 1 Sweet 16 • 2 NCAA 2nd Rd • 1 WNIT Final Four
UConn (2008-21)	Ast. Coach	462-19	211-5	12 NCAA Tourn. • 6 NCAA Title • 12 Final Fours • 4 Perfect Seasons
Vandy (2021-Pres.)	Head Coach	91-59	29-40	2 NCAA Tourn. • 1 WNIT Sweet 16
TOTAL	28 Seasons	806-157	363-92	21 NCAA Tourn. • 7 NCAA Titles • 14 Final Fours • 18 Elite Eights

RALPH UCONN PLAYING STATS

YEAR	GP	MIN	AVG	FG	FGA	FG%	3FG	3FGA	3P%	FT	FTA	FT%	REB	AVG	AST	AVG	TO	STL	AVG	PTS	AVG
1996-97	31	676	21.8	116	209	.555	7	30	.233	115	138	.833	140	4.5	59	1.9	65	35	1.1	354	11.4
1997-98																					
REDSHIRTED - INJURY																					
1998-99	30	727	24.2	164	277	.559	31	75	.413	144	180	.800	113	3.8	94	3.1	78	69	3.1	503	16.8
1999-00	37	1051	28.4	184	295	.624	22	55	.400	139	170	.818	138	3.7	181	4.9	90	95	4.9	529	14.3
2000-01	30	710	23.7	98	189	.519	21	63	.333	75	93	.806	119	4.0	122	4.1	57	53	4.1	292	9.7
TOTAL	128	3164	24.7	562	970	.579	81	223	.363	473	747	.814	510	4.0	456	3.6	290	252	2.0	1678	13.1

2020-21 became the first freshman to sweep the major national player-of-the-year awards: the Naismith Trophy, Associated Press Player of the Year, USBWA National Player of the Year, Lieberman Award and Wooden Award.

In all, Ralph worked with 21 WNBA draft picks at UConn, including nine top-five picks and three No. 1 overall selections: Tina Charles, Maya Moore and Breanna Stewart.

Prior to returning to UConn as an assistant, Ralph spent five seasons at the University of Pittsburgh from 2003-08. She was instrumental in a period of unprecedented success, helping the Panthers improve from single-digit victories to at least 22 victories in each of her final three seasons. Pitt also reached the Sweet 16 for the first time in program history in 2008.

As one of the most celebrated student-athletes in women's basketball history, Ralph ranks eighth in UConn's storied record book with 1,678 points. She also ranks among the program's all-time top 10 in career assists (456), steals (252) and field goal percentage (57.9). Ralph graduated from Connecticut in 2001 with a degree in exercise physiology.

In leading UConn to a national championship in 2000, Ralph was named an All-American and Big East Player of the Year. She was selected as the most valuable player in the 2000 NCAA Women's Final Four. She also won the Honda Award, presented to the premier female student-athlete in 12 collegiate sports, and the "Sports Illustrated for Women" Player of the Year.

Ralph was selected by the Utah Starzz in the 2001 WNBA Draft, but was unable to pursue a professional career due to a knee injury.

Ralph and her husband, Tom Garrick, have one daughter, Maysen. Currently a member of the Vanderbilt coaching staff, Garrick served as head coach of the UMass-Lowell women's basketball program from 2018-21 and previously served as a Vanderbilt assistant from 2009-15.

Her mother, Marsha Lake, is a trailblazer in women's college basketball, as she is the first All-American from the University of North Carolina and was a member of Team USA with Pat Summitt at the 1973 World University games in Soviet Russia.





# 1 MIKAYLA BLAKES

@MikaylaBlakes  
@MikaylaBlakes  
@MikaylaBlakes

G • 5-8 • So. • Somerset, N.J. • Rutgers Prep HS

## SEASON HIGHS

Points • 38 • at Mississippi State (01/15/26)
FG Made • 13 • at Arkansas (01/01/26)
FG Attempts • 27 • vs. California (11/3/25)
3-Pt Made • 5 • 2x, Last: at Miss. State (01/15/25)
3-Pt Attempt • 12 • 2x, Last: at Miss. State (01/15/26)
FT Made • 12 • Virginia (12/03/25)
FT Attempt • 13 • Virginia (12/03/25)
Rebounds • 10 • at Western Kentucky (11/19/25)
Assists • 8 • at Arkansas (01/01/26)
Steals • 6 • 2x, Last: UAlbany (12/28/25)
Blocks • 1 • 4x, Last: at Tennessee State (11/23/25)
Minutes • 40 • 4x, Last: at Miss. State (01/15/26)

## CAREER HIGHS

Points • 55 • at Auburn (02/18/25)
FG Made • 16 • at Florida (01/30/25)
FG Attempts • 28 • at Auburn (02/18/25)
3-Pt Made • 7 • Last: at Oklahoma (02/20/25)
3-Pt Attempt • 14 • at Miami (12/04/24)
FT Made • 23 • at Auburn (02/18/25)
FT Attempt • 24 • at Auburn (02/18/25)
Rebounds • 10 • at Western Kentucky (11/19/25)
Assists • 8 • 2x, Last: at Arkansas (01/01/26)
Steals • 7 • Appalachian State (12/1/24)
Blocks • 2 • LSU (01/13/25)
Minutes • 45 • Auburn (02/18/25)

- Her 25.6 ppg leads in the SEC and ranks second in NCAA Division I
- 37-game double-digit scoring streak is the third-longest active streak in NCAA DI & is the second-longest by a Dore since 1999-00
- Fastest SEC player to score 1,000 career points in the NCAA era (1981-82) at 42 games
- National Player of the Week by the AP, USBWA & Naismith Trophy (Jan. 5-6)
- 2-Time SEC Co-Player of the Week (Dec. 2, Jan. 6)
- Holds the highest career scoring avg among active NCAA DI players at 23.8 ppg
- Won Gold with Team USA & earned MVP at 2025 FIBA Women's AmeriCup
- Six-time All-American
- SEC Single-Game Scoring & NCAA DI Freshman Single-Game Scoring Record Holder with 55 pts at Auburn on Feb. 18, 2025
- USBWA Tamika Catchings National Freshman of the Year (2024-25)
- SEC Newcomer of the Year - USA Today (2024-25)
- All-SEC First Team (2024-25)

SUPERLATIVES	'25-'26 CAREER		SUPERLATIVES	'25-'26 CAREER	
10+ POINTS	18	50	5+ STEALS	3	6
15+ POINTS	18	46	3+ STEALS	14	31
20+ POINTS	13	34	2+ BLOCKS	--	1
25+ POINTS	10	20	DOUBLE-DOUBLES	--	--
30+ POINTS	5	10	LED VANDY IN PTS	15	34
40+ POINTS	--	2	LED VANDY IN REB	3	4
50+ POINTS	--	2	LED VANDY IN AST	8	19
MADE 3+ 3-PT FG	7	15	LED VANDY IN STL	8	17
10+ REBS	1	1	LED VANDY IN BLK	1	6
5+ ASSISTS	8	17			
3+ ASSISTS	15	34			

## GAME-BY-GAME

DATE	OPPONENT	GS	MIN	FGM/A	FG%	3FG/A	3P%	FTM/A	FG%	OFF	DEF	TOT	AVG	PF	AST	T/O	BLK	STL	PTS	AVG
11.3.25	CALIFORNIA	*	40:00	9-27	.333	2-9	.222	7-10	.700	1	3	4	4.0	1	1	2	1	3	27	27.0
11.10.25	FURMAN	*	29:29	6-14	.429	2-6	.333	1-4	.250	1	3	4	4.0	2	4	2	1	4	15	21.0
11.12.25	AT AUSTIN PEAY	*	37:37	8-20	.400	2-8	.250	8-11	.727	1	0	1	3.0	3	3	6	0	2	26	22.7
11.19.25	AT WESTERN KY.	*	25:15	11-18	.611	5-9	.556	3-4	.750	4	6	10	4.8	1	3	2	0	6	30	24.5
11.21.25	ALABAMA STATE	*	23:48	5-9	.556	1-4	.250	8-9	.889	2	1	3	4.4	2	5	1	0	4	19	23.4
11.23.25	TENNESSEE STATE	*	20:31	11-17	.647	2-6	.333	0-0	.000	0	2	2	4.0	1	2	0	1	4	24	23.5
11.27.25	VS. OREGON STATE	*	37:34	12-22	.545	2-6	.333	9-10	.900	0	4	4	4.0	2	4	1	1	3	35	25.1
11.29.25	VS. BYU	*	40:00	10-24	.417	3-10	.300	4-4	1.000	2	2	4	4.0	3	6	2	0	3	27	25.4
12.3.25	VIRGINIA	*	40:00	7-17	.412	2-6	.333	12-13	.923	3	4	7	4.3	3	7	5	0	4	28	25.7
12.15.25	SOUTH FLORIDA	*	32:30	7-19	.368	4-12	.333	1-1	1.000	1	5	6	4.5	1	3	2	0	3	19	25.0
12.18.25	UALBANY	*	31:40	7-17	.412	1-5	.200	2-4	.500	0	4	4	4.0	0	4	2	0	6	17	24.3
12.20.25	TEXAS SOUTHERN	*	23:01	8-14	.571	4-10	.400	3-4	.750	1	1	2	4.3	0	1	2	1	3	23	24.2
12.28.25	STONEHILL	*	25:41	7-13	.538	1-4	.250	6-6	1.000	0	1	1	4.0	1	7	0	0	5	21	23.9
1.1.26	AT ARKANSAS	*	35:10	13-26	.500	3-9	.333	6-6	1.000	0	4	4	4.0	2	8	1	0	3	35	24.7
1.4.26	LSU	*	40:00	10-25	.400	3-9	.333	9-12	.750	0	1	1	3.8	2	4	4	0	3	32	25.2
1.8.26	MISSOURI	*	33:42	6-17	.353	3-7	.429	5-5	1.000	2	2	4	3.8	2	6	3	0	2	20	24.9
1.11.26	AT TEXAS A&M	*	28:51	9-16	.563	0-4	.000	7-7	1.000	1	0	1	3.6	1	5	2	0	3	25	24.9
1.15.26	AT MISSISSIPPI ST.	*	40:00	11-23	.478	5-12	.417	11-11	1.000	1	4	5	3.7	2	7	3	0	0	38	25.6
1.19.26	VS. MICHIGAN																			
1.22.26	AUBURN																			
1.25.26	AT SOUTH CAROLINA																			
1.29.26	AT OLE MISS																			
2.1.26	FLORIDA																			
2.5.26	AT KENTUCKY																			
2.9.26	OKLAHOMA																			
2.12.26	TEXAS																			
2.15.26	AT GEORGIA																			
2.22.26	KENTUCKY																			
2.26.26	ALABAMA																			
3.1.26	AT TENNESSEE																			
TOTAL		18	584:49	157-338	.464	45-136	.331	102-121	.843	20	47	67	3.7	29	80	40	5	61	461	25.6

## CAREER STATS

YEAR	GP	GS	MIN	AVG	FG	FGA	PCT	3FG	3FGA	3PCT	FT	FTA	PCT	OFF	DEF	TOT	AVG	PF	FO	AST	TO	BLK	STL	PTS	AVG
2024-25	33	32	1062	32.2	250	548	.456	76	222	.342	193	218	.885	48	65	113	3.4	82	2	105	96	8	78	769	23.3
2025-26	18	18	585	32.5	157	338	.464	45	136	.331	102	121	.843	20	47	67	3.7	29	0	80	40	5	61	461	25.6
CAREER	51	50	1647	32.3	407	886	.459	121	358	.338	295	339	.870	68	112	180	3.5	111	2	185	136	13	139	1230	24.1



# 2 JADA BROWN

@\_JadaBrown  
@BrownJadaa  
@JadaBrown\_

G • 5-8 • Sr. • Bentonville, Ark. • Bentonville HS

## SEASON HIGHS

Points • 12 • Stonehill (12/28/25)
FG Made • 4 • 2x, Last: Stonehill (12/28/25)
FG Attempts • 9 • at Western Kentucky (11/19/25)
3-Pt Made • 3 • vs. Oregon State (11/27/25)
3-Pt Attempt • 4 • 5x, Last: at Texas A&M (01/11/26)
FT Made • 4 • 2x, Last: Stonehill (12/28/25)
FT Attempt • 5 • Stonehill (12/28/25)
Rebounds • 3 • 2x, Last: Texas Southern (12/20/25)
Assists • 6 • Texas A&M (01/11/26)
Steals • 6 • Stonehill (12/28/25)
Blocks • 1 • vs. California (11/3/25)
Minutes • 34 • vs. BYU (11/29/25)

## CAREER HIGHS

Points • 12 • 2x, Last: Stonehill (12/28/25)
FG Made • 4 • 3x, Last: Stonehill (12/28/25)
FG Attempts • 12 • Samford (11/10/22)
3-Pt Made • 4 • vs. NC State (11/24/22)
3-Pt Attempt • 8 • at LSU (01/01/23)
FT Made • 4 • Alabama State (11/21/25)
FT Attempt • 4 • Alabama State (11/21/25)
Rebounds • 4 • 4x, Last: Radford (12/31/23)
Assists • 6 • Texas A&M (01/11/26)
Steals • 6 • Stonehill (12/28/25)
Blocks • 1 • 3x, Last: California (11/3/25)
Minutes • 42 • Lipscomb (12/18/22)

- Kay Yow Servant Leader Award (2025-26)
- Averaging a career-best 4.7 ppg this season
- Equaled her career high by scoring 12 pts vs. Stonehill on Dec. 28
- Played in 82 games with 22 career starts at Vanderbilt
- Member of Coach Ralph's first signing class at Vanderbilt
- Her TikTok account has generated 5.7 million likes and 109,000 followers
- Second player from Arkansas in program history and first since 1990-91
- Two-time SEC Winter Academic Honor Roll (2023-24, 2024-25)
- Majoring in Human & Organizational Development

SUPERLATIVES	'25-26 CAREER		SUPERLATIVES	'25-26 CAREER	
10+ POINTS	2	4	3+ ASSISTS	4	5
15+ POINTS	--	--	5+ STEALS	1	1
20+ POINTS	--	--	3+ STEALS	1	1
25+ POINTS	--	--	2+ BLOCKS	--	--
30+ POINTS	--	--	DOUBLE-DOUBLES	--	--
40+ POINTS	--	--	LED VANDY IN PTS	--	--
50+ POINTS	--	--	LED VANDY IN REB	--	--
MADE 3+ 3-PT FG	1	4	LED VANDY IN AST	--	1
10+ REBS	--	--	LED VANDY IN STL	1	1
5+ ASSISTS	1	1-	LED VANDY IN BLK	--	--

## GAME-BY-GAME

DATE	OPPONENT	GS	MIN	FGM/A	FG%	3FG/A	3P%	FTM/A	FT%	OFF	DEF	TOT	AVG	PF	AST	T/O	BLK	STL	PTS	AVG
11.3.25	CALIFORNIA		04:08	0-1	.000	0-0	.000	0-0	.000	0	0	0	0.0	0	0	0	1	0	0	0.0
11.10.25	FURMAN		18:31	4-6	.667	2-3	.667	0-0	.000	0	0	0	0.0	1	2	0	0	2	10	5.0
11.12.25	AT AUSTIN PEAY		15:46	1-3	.333	1-3	.333	0-0	.000	0	0	0	0.0	0	1	0	0	0	3	4.3
11.19.25	AT WESTERN KY.		21:39	1-9	.111	0-3	.000	0-0	.000	1	0	1	0.3	3	3	1	0	2	2	3.8
11.21.25	ALABAMA STATE		22:48	0-2	.000	0-1	.000	4-4	1.000	0	2	2	0.6	0	4	1	0	2	4	3.8
11.23.25	TENNESSEE STATE		16:03	3-5	.600	1-3	.333	0-0	.000	0	1	1	0.7	2	2	5	0	1	7	4.3
11.27.25	VS. OREGON STATE		20:06	3-5	.600	3-4	.750	0-0	.000	0	3	3	1.0	2	1	0	0	1	9	5.0
11.29.25	VS. BYU		33:42	2-5	.400	2-4	.500	2-2	1.000	1	1	2	1.1	0	1	0	0	1	8	5.4
12.3.25	VIRGINIA		13:32	0-1	.000	0-1	.000	0-0	.000	1	0	1	1.1	0	0	0	0	0	0	4.8
12.15.25	SOUTH FLORIDA		18:37	0-4	.000	0-4	.000	0-0	.000	0	2	2	1.2	0	2	0	0	1	0	4.3
12.18.25	UALBANY		30:05	1-5	.200	0-1	.000	0-0	.000	0	2	2	1.3	2	2	0	0	0	2	4.1
12.20.25	TEXAS SOUTHERN		23:53	1-4	.250	1-2	.500	0-0	.000	0	3	3	1.4	3	3	2	0	1	3	4.0
12.28.25	STONEHILL		28:06	4-4	1.000	0-0	.000	4-5	.800	0	1	1	1.4	2	1	2	0	6	12	4.6
1.1.26	AT ARKANSAS		26:25	2-4	.500	2-4	.500	0-0	.000	0	3	3	1.5	2	1	0	0	1	6	4.7
1.4.26	LSU		26:16	1-2	.500	1-2	.500	1-2	.500	1	1	2	1.5	0	2	3	0	1	4	4.7
1.8.26	MISSOURI		22:49	1-3	.333	1-2	.500	0-0	.000	1	1	2	1.6	2	2	0	0	0	3	4.6
1.11.26	AT TEXAS A&M		25:50	2-4	.500	2-4	.500	0-0	.000	0	1	1	1.5	2	6	1	0	3	6	4.6
1.15.26	AT MISSISSIPPI ST.		20:41	2-4	.500	1-2	.500	0-0	.000	0	0	0	1.4	1	2	2	0	0	5	4.7
1.19.26	VS. MICHIGAN																			
1.22.26	AUBURN																			
1.25.26	AT SOUTH CAROLINA																			
1.29.26	AT OLE MISS																			
2.1.26	FLORIDA																			
2.5.26	AT KENTUCKY																			
2.9.26	OKLAHOMA																			
2.12.26	TEXAS																			
2.15.26	AT GEORGIA																			
2.22.26	KENTUCKY																			
2.26.26	ALABAMA																			
3.1.26	AT TENNESSEE																			
TOTAL		0	388:57	28-71	.394	17-43	.395	11-13	.846	5	21	26	1.4	22	35	17	1	22	84	4.7

## CAREER STATS

YEAR	GP	GS	MIN	AVG	FG	FGA	PCT	3FG	3FGA	3PCT	FT	FTA	PCT	OFF	DEF	TOT	AVG	PF	FO	AST	TO	BLK	STL	PTS	AVG
2022-23	30	22	637	21.3	44	150	.293	32	105	.305	12	14	.857	13	19	32	1.1	35	0	24	44	1	14	132	4.4
2023-24	19	0	128	6.7	3	20	.150	2	16	.125	4	6	.667	2	9	11	0.6	12	0	7	6	0	2	12	0.6
2024-25	15	0	78	5.2	7	14	.500	3	7	.429	3	4	.750	5	9	14	0.9	9	0	6	6	0	6	20	1.3
2025-26	18	0	389	21.6	28	71	.394	17	43	.395	11	13	.846	5	21	26	1.4	22	0	35	17	1	22	84	4.7
CAREER	82	22	1232	15.0	82	255	.322	54	171	.316	30	37	.811	25	58	83	1.0	78	0	72	73	2	44	248	3.0



# 3 AUBREY GALVAN

@AubTheBaller1  
@AubTheBaller  
@AubTheBaller1

G • 5-6 • Fr. • Deerfield, Ill. • Wilmette Loyola Academy

## SEASON HIGHS

Points • 19 • Missouri (01/08/26)
FG Made • 8 • Missouri (01/08/26)
FG Attempts • 17 • Missouri (01/08/26)
3-Pt Made • 3 • 2x, Last: LSU (01/04/26)
3-Pt Attempt • 11 • Missouri (01/08/26)
FT Made • 3 • at Austin Peay (11/12/25)
FT Attempt • 3 • 2x, Last: LSU (01/04/26)
Rebounds • 9 • vs. California (11/3/25)
Assists • 15 • Tennessee State (11/23/25)
Steals • 9 • Tennessee State (11/23/25)
Blocks • 1 • vs. Oregon State (11/27/25)
Minutes • 40 • 2x, Last: vs. BYU (11/29/25)

## CAREER HIGHS

Points • 19 • Missouri (01/08/26)
FG Made • 8 • Missouri (01/08/26)
FG Attempts • 17 • Missouri (01/08/26)
3-Pt Made • 3 • 2x, Last: LSU (01/04/26)
3-Pt Attempt • 11 • Missouri (01/08/26)
FT Made • 3 • at Austin Peay (11/12/25)
FT Attempt • 3 • 2x, Last: LSU (01/04/26)
Rebounds • 9 • vs. California (11/3/25)
Assists • 15 • Tennessee State (11/23/25)
Steals • 9 • Tennessee State (11/23/25)
Blocks • 1 • vs. Oregon State (11/27/25)
Minutes • 40 • 2x, Last: vs. BYU (11/29/25)

- Ranks in the top-15 nationally in assists (11th; 116) & ast/game (12th; 6.4)
- 2-Time SEC Co-Freshman of the Week (Nov. 25, Jan. 6)
- Her 7 ast vs. Cal were the most by a Vandy player in a debut since 2015-16
- Her 9 reb. vs. Cal were the most by a Commodore in a debut since 2019-20
- Became the first NCAA player since at 1999-00 to open her career with back-to-back games with 7-plus assists and 7-plus rebounds
- Two-time adidas All-American ('23, '24)
- 4-star recruit according to Prospect Nation and named to the site's Elite 150 for the Class of 2025
- Works out with WNBA star Jewell Loyd in the summers and considers the six-time WNBA All-Star a mentor

SUPERLATIVES	'25-26 CAREER		SUPERLATIVES	'25-26 CAREER	
10+ POINTS	10	10	3+ ASSISTS	15	15
15+ POINTS	5	5	5+ STEALS	4	4
20+ POINTS	--	--	3+ STEALS	10	10
25+ POINTS	--	--	2+ BLOCKS	--	--
30+ POINTS	--	--	DOUBLE-DOUBLES	1	1
40+ POINTS	--	--	LED VANDY IN PTS	--	--
50+ POINTS	--	--	LED VANDY IN REB	1	1
MADE 3+ 3-PT FG	5	5	LED VANDY IN AST	9	9
10+ REBS	--	--	LED VANDY IN STL	5	5
5+ ASSISTS	13	13	LED VANDY IN BLK	--	--

## GAME-BY-GAME

DATE	OPPONENT	GS	MIN	FGM/A	FG%	3FG/A	3P%	FTM/A	FG%	OFF	DEF	TOT	AVG	PF	AST	T/O	BLK	STL	PTS	AVG
11.3.25	CALIFORNIA	*	39:10	3-14	.214	1-4	.250	0-0	.000	2	7	9	9.0	4	7	3	0	3	7	7.0
11.10.25	FURMAN	*	31:18	5-10	.500	1-4	.250	0-0	.000	2	5	7	8.0	3	8	6	0	3	11	9.0
11.12.25	AT AUSTIN PEAY	*	40:00	6-10	.600	3-5	.600	3-3	1.000	0	2	2	6.0	4	3	2	0	0	18	12.0
11.19.25	AT WESTERN KY.	*	27:08	1-6	.167	1-2	.500	0-0	.000	0	5	5	5.8	0	8	1	0	0	3	9.8
11.21.25	ALABAMA STATE	*	25:50	2-9	.222	0-3	.000	0-0	.000	0	2	2	5.0	0	8	1	0	2	4	8.6
11.23.25	TENNESSEE STATE	*	30:53	7-15	.467	2-5	.400	0-0	.000	0	3	3	4.7	0	15	5	0	9	16	9.8
11.27.25	VS. OREGON STATE	*	30:29	5-14	.357	2-5	.400	0-2	.000	0	1	1	4.1	3	1	1	1	6	12	10.1
11.29.25	VS. BYU	*	40:00	6-15	.400	2-9	.222	2-2	1.000	0	2	2	3.9	0	5	0	0	3	16	10.9
12.3.25	VIRGINIA	*	37:47	3-6	.500	1-2	.500	0-0	.000	0	4	4	3.9	0	8	3	0	3	7	10.4
12.15.25	SOUTH FLORIDA	*	35:59	4-13	.308	3-10	.300	0-0	.000	1	4	5	4.0	0	8	2	0	2	11	10.5
12.18.25	UALBANY	*	35:35	6-12	.500	3-6	.500	0-0	.000	0	6	6	4.2	2	4	2	0	4	15	10.9
12.20.25	TEXAS SOUTHERN	*	21:37	1-9	.111	1-8	.125	0-0	.000	1	1	2	4.0	1	11	3	0	0	3	10.3
12.28.25	STONEHILL	*	28:12	4-7	.571	1-2	.500	0-0	.000	0	3	3	3.9	0	7	1	0	5	9	10.2
1.1.26	AT ARKANSAS	*	34:03	5-13	.385	4-10	.400	0-0	.000	0	0	0	3.6	1	6	1	0	3	14	10.4
1.4.26	LSU	*	33:30	4-16	.250	4-10	.400	2-3	.667	1	2	3	3.6	2	1	3	0	3	14	10.7
1.8.26	MISSOURI	*	36:27	8-17	.471	2-11	.182	1-1	1.000	0	1	1	3.4	1	4	4	0	5	19	11.2
1.11.26	AT TEXAS A&M	*	34:20	5-9	.556	2-4	.500	0-0	.000	0	1	1	3.3	0	7	2	0	4	12	11.2
1.15.26	AT MISSISSIPPI ST.	*	26:22	3-9	.333	0-4	.000	2-2	1.000	0	3	3	3.3	3	5	1	0	0	8	11.1
1.19.26	VS. MICHIGAN																			
1.22.26	AUBURN																			
1.25.26	AT SOUTH CAROLINA																			
1.29.26	AT OLE MISS																			
2.1.26	FLORIDA																			
2.5.26	AT KENTUCKY																			
2.9.26	OKLAHOMA																			
2.12.26	TEXAS																			
2.15.26	AT GEORGIA																			
2.22.26	KENTUCKY																			
2.26.26	ALABAMA																			
3.1.26	AT TENNESSEE																			
TOTAL		18	588:40	78-204	.382	33-104	.317	10-13	.769	7	52	59	3.3	24	116	41	1	55	199	11.1

## CAREER STATS

YEAR	GP	GS	MIN	AVG	FG	FGA	PCT	3FG	3FGA	3PCT	FT	FTA	PCT	OFF	DEF	TOT	AVG	PF	FO	AST	TO	BLK	STL	PTS	AVG
2025-26	18	18	589	32.7	78	204	.382	33	104	.317	10	13	.769	7	52	59	3.3	24	0	116	41	1	55	199	11.1
CAREER	18	18	589	32.7	78	204	.382	33	104	.317	10	13	.769	7	52	59	3.3	24	0	116	41	1	55	199	11.1





# 4 MADISON GREENE

@Mad1son\_04  
@Mad1son\_04

G • 5-6 • Jr. • Columbus, Ohio • Pickerington Central HS

## SEASON HIGHS

Points • - - • - -
FG Made • - - • - -
FG Attempts • - - • - -
3-Pt Made • - - • - -
3-Pt Attempt • - - • - -
FT Made • - - • - -
FT Attempt • - - • - -
Rebounds • - - • - -
Assists • - - • - -
Steals • - - • - -
Blocks • - - • - -
Minutes • - - • - -

## CAREER HIGHS

Points • 25 • at Dayton (12/19/24)
FG Made • 7 • 2x, Last: at Dayton (12/19/24)
FG Attempts • 14 • at Dayton (12/19/24)
3-Pt Made • 5 • at South Florida (11/14/24)
3-Pt Attempt • 8 • at South Florida (11/14/24)
FT Made • 8 • at Dayton (12/19/24)
FT Attempt • 10 • at Dayton (12/19/24)
Rebounds • 6 • Alabama A&M (12/29/24)
Assists • 6 • Samford (11/22/24)
Steals • 6 • Lipscomb (11/04/24)
Blocks • 1 • Austin Peay (11/08/24)
Minutes • 41 • Mississippi State (02/13/25)

- Will miss the 2025-25 season due to injury
- Played in 44 games with four career starts at Vanderbilt
- Earned a medical redshirt waiver for the 2023-24 season after missing the final 22 games due to injury
- Led the team in points off the bench at 7.3 ppg in 29 games in '24-25
- First Dore since 2018 to score 25-plus points off the bench in game vs. Dayton on Dec. 19, 2024
- SEC Winter Academic Honor Roll ('25)
- Majoring in Medicine, Health & Society

SUPERLATIVES	'25-26 CAREER	SUPERLATIVES	'25-26 CAREER
10+ POINTS	-- 13	3+ ASSISTS	-- 6
15+ POINTS	-- 5	5+ STEALS	-- 1
20+ POINTS	-- 1	3+ STEALS	-- 5
25+ POINTS	-- 1	2+ BLOCKS	-- --
30+ POINTS	-- --	DOUBLE-DOUBLES	-- --
40+ POINTS	-- --	LED VANDY IN PTS	-- 1
50+ POINTS	-- --	LED VANDY IN REB	-- --
MADE 3+ 3-PT FG	-- 4	LED VANDY IN AST	-- 4
10+ REBS	-- --	LED VANDY IN STL	-- 4
5+ ASSISTS	-- 1	LED VANDY IN BLK	-- --

## GAME-BY-GAME

DATE	OPPONENT	GS	MIN	FGM/A	FG%	3FG/A	3P%	FTM/A	FG% OFF	DEF	TOT	AVG	PF	AST	T/O	BLK	STL	PTS	AVG	
11.3.25	CALIFORNIA																			
11.10.25	FURMAN																			
11.12.25	AT AUSTIN PEAY																			
11.19.25	AT WESTERN KY.																			
11.21.25	ALABAMA STATE																			
11.23.25	TENNESSEE STATE																			
11.27.25	VS. OREGON STATE																			
11.29.25	VS. BYU OR VA. TECH																			
12.3.25	VIRGINIA																			
12.15.25	SOUTH FLORIDA																			
12.18.25	UALBANY																			
12.20.25	TEXAS SOUTHERN																			
12.28.25	STONEHILL																			
1.1.26	AT ARKANSAS																			
1.4.26	LSU																			
1.8.26	MISSOURI																			
1.11.26	AT TEXAS A&M																			
1.15.26	AT MISSISSIPPI ST.																			
1.19.26	VS. MICHIGAN																			
1.22.26	AUBURN																			
1.25.26	AT SOUTH CAROLINA																			
1.29.26	AT OLE MISS																			
2.1.26	FLORIDA																			
2.5.26	AT KENTUCKY																			
2.9.26	OKLAHOMA																			
2.12.26	TEXAS																			
2.15.26	AT GEORGIA																			
2.22.26	KENTUCKY																			
2.26.26	ALABAMA																			
3.1.26	AT TENNESSEE																			
TOTAL																				

## CAREER STATS

YEAR	GP	GS	MIN	AVG	FG	FGA	PCT	3FG	3FGA	3PCT	FT	FTA	PCT	OFF	DEF	TOT	AVG	PF	FO	AST	TO	BLK	STL	PTS	AVG
2023-24	11	0	217	19.7	31	73	.425	10	28	.357	4	6	.667	5	11	16	1.5	22	0	13	14	0	15	76	6.9
2024-25	33	4	672	20.4	78	181	.431	25	71	.352	44	53	.830	19	52	71	2.2	58	0	44	56	1	40	225	6.8
2025-26	--	--	--	--	--	--	--	--	--	--	--	--	--	--	--	--	--	--	--	--	--	--	--	--	--
CAREER	44	4	889	20.2	109	254	.429	35	99	.354	48	59	.814	24	63	87	2.0	80	0	57	70	1	55	301	6.8



# 8 AVA BLACK

@Ava\_Black0501  
@Ava\_Jaye\_Black

G • 5-11 • Fr. • Auburn, N.H. • Tabor Academy (Mass.)

## SEASON HIGHS

Points • 11 • Alabama State (11/21/25)  
FG Made • 4 • 3x, Last: Stonehill (12/28/25)  
FG Attempts • 8 • 2x, Last: Texas Southern (12/20/25)  
3-Pt Made • 3 • Alabama State (11/21/25)  
3-Pt Attempt • 4 • Alabama State (11/21/25)  
FT Made • 2 • South Florida (12/15/25)  
FT Attempt • 2 • South Florida (12/15/25)  
Rebounds • 6 • 2x, Last: Tennessee State (11/21/25)  
Assists • 2 • 2x, Last: Tennessee State (11/21/25)  
Steals • 3 • 2x, Last: Texas Southern (12/20/25)  
Blocks • 1 • Tennessee State (11/21/25)  
Minutes • 22 • 2x, Last: Texas Southern (12/20/25)

## CAREER HIGHS

Points • 11 • Alabama State (11/21/25)  
FG Made • 4 • 3x, Last: Stonehill (12/28/25)  
FG Attempts • 8 • 2x, Last: Texas Southern (12/20/25)  
3-Pt Made • 3 • Alabama State (11/21/25)  
3-Pt Attempt • 4 • Alabama State (11/21/25)  
FT Made • 2 • South Florida (12/15/25)  
FT Attempt • 2 • South Florida (12/15/25)  
Rebounds • 6 • 2x, Last: Tennessee State (11/21/25)  
Assists • 2 • 2x, Last: Tennessee State (11/21/25)  
Steals • 3 • 2x, Last: Texas Southern (12/20/25)  
Blocks • 1 • Tennessee State (11/21/25)  
Minutes • 22 • 2x, Last: Texas Southern (12/20/25)

- Made her Vanderbilt debut vs. Furman on Nov. 10
- Scored a career-high 11 points vs. Alabama State
- Ranked as one of New England's top prospects
- Attended the 2023 USA Women's Basketball U16 National Team trials
- First player in program history from New Hampshire
- Two-time All-State selection

SUPERLATIVES	'25-26 CAREER		SUPERLATIVES	'25-26 CAREER	
10+ POINTS	1	1	3+ ASSISTS	--	--
15+ POINTS	--	--	5+ STEALS	--	--
20+ POINTS	--	--	3+ STEALS	1	1
25+ POINTS	--	--	2+ BLOCKS	--	--
30+ POINTS	--	--	DOUBLE-DOUBLES	--	--
40+ POINTS	--	--	LED VANDY IN PTS	--	--
50+ POINTS	--	--	LED VANDY IN REB	--	--
MADE 3+ 3-PT FG	1	1	LED VANDY IN AST	--	--
10+ REBS	--	--	LED VANDY IN STL	1	1
5+ ASSISTS	--	--	LED VANDY IN BLK	--	--

## GAME-BY-GAME

DATE	OPPONENT	GS	MIN	FGM/A	FG%	3FG/A	3P%	FTM/A	FT%	OFF	DEF	TOT	AVG	PF	AST	T/O	BLK	STL	PTS	AVG
11.3.25	CALIFORNIA																			
DNP - COACHES CHOICE																				
11.10.25	FURMAN		04:19	1-2	.500	0-1	.000	1-1	1.000	0	1	1	1.0	2	0	0	0	0	3	3.0
11.12.25	AT AUSTIN PEAY																			
DNP - COACHES CHOICE																				
11.19.25	AT WESTERN KY.		12:30	1-3	.333	0-1	.000	0-0	.000	4	0	4	2.5	3	2	0	0	2	2	2.5
11.21.25	ALABAMA STATE		21:57	4-8	.500	3-4	.750	0-0	.000	3	3	6	3.7	3	1	0	0	3	11	5.3
11.23.25	TENNESSEE STATE		20:34	2-3	.667	0-1	.000	0-1	.000	1	5	6	4.3	1	2	2	1	1	4	5.0
11.27.25	VS. OREGON STATE		09:21	0-0	.000	0-0	.000	0-0	.000	0	2	2	3.8	1	1	1	0	1	0	4.0
11.29.25	VS. BYU		07:42	2-4	.500	0-2	.000	0-0	.000	0	0	0	3.2	1	1	0	0	0	4	4.0
12.3.25	VIRGINIA																			
DNP - COACHES CHOICE																				
12.15.25	SOUTH FLORIDA		09:59	0-1	.000	0-0	.000	2-2	1.000	3	1	4	3.3	1	0	1	0	0	2	3.7
12.18.25	UALBANY		09:13	1-2	.500	0-1	.000	0-0	.000	1	2	3	3.3	2	0	0	0	0	2	3.5
12.20.25	TEXAS SOUTHERN		21:56	4-5	.800	1-1	1.000	0-0	.000	0	5	5	3.4	4	0	1	0	3	9	4.1
12.28.25	STONEHILL		17:51	4-4	1.000	0-0	.000	1-1	1.000	1	4	5	3.6	2	1	0	0	2	9	4.6
1.1.26	AT ARKANSAS		13:12	1-1	1.000	1-1	1.000	0-0	.000	3	1	4	3.6	1	1	3	0	0	3	4.5
1.4.26	LSU		02:14	0-0	.000	0-0	.000	0-0	.000	0	1	1	3.4	0	0	0	0	0	0	4.1
1.8.26	MISSOURI		04:10	0-1	.000	0-1	.000	0-0	.000	0	0	0	3.2	2	0	0	0	0	0	3.8
1.11.26	AT TEXAS A&M		10:11	1-2	.500	0-0	.000	0-1	.000	0	1	1	3.0	1	0	0	0	0	2	3.6
1.15.26	AT MISSISSIPPI ST.		02:12	0-1	.000	0-1	.000	0-0	.000	0	0	0	2.8	0	0	0	0	0	0	3.4
1.19.26	VS. MICHIGAN																			
1.22.26	AUBURN																			
1.25.26	AT SOUTH CAROLINA																			
1.29.26	AT OLE MISS																			
2.1.26	FLORIDA																			
2.5.26	AT KENTUCKY																			
2.9.26	OKLAHOMA																			
2.12.26	TEXAS																			
2.15.26	AT GEORGIA																			
2.22.26	KENTUCKY																			
2.26.26	ALABAMA																			
3.1.26	AT TENNESSEE																			
TOTAL		0	167:20	21-37	.568	5-14	.357	4-6	.667	16	26	42	2.8	24	9	8	1	12	51	3.4

## CAREER STATS

YEAR	GP	GS	MIN	AVG	FG	FGA	PCT	3FG	3FGA	3PCT	FT	FTA	PCT	OFF	DEF	TOT	AVG	PF	FO	AST	TO	BLK	STL	PTS	AVG
2025-26	15	0	167	11.2	21	37	.568	5	14	.357	4	6	.667	16	26	42	2.8	24	0	9	8	1	12	51	3.4
CAREER	15	0	167	11.2	21	37	.568	5	14	.357	4	6	.667	16	26	42	2.8	24	0	9	8	1	12	51	3.4



# 11 MONIQUE WILLIAMS

@Monique.Williams6  
@Monique\_Williams11

F • 6-3 • Fr. • Perth, Australia • Willeton Senior HS

## SEASON HIGHS

Points • 5 • Texas Southern (12/20/25)
FG Made • 2 • Texas Southern (12/20/25)
FG Attempts • 2 • 2x, Last: Texas Southern (12/20/25)
3-Pt Made • 1 • Texas Southern (12/20/25)
3-Pt Attempt • 1 • Texas Southern (12/20/25)
FT Made • 2 • Tennessee State (11/23/25)
FT Attempt • 4 • Tennessee State (11/23/25)
Rebounds • 2 • Alabama State (11/21/25)
Assists • 1 • UAlbany (12/18/25)
Steals • - - - -
Blocks • - - - -
Minutes • 10 • Texas Southern (12/20/25)

## CAREER HIGHS

Points • 5 • Texas Southern (12/20/25)
FG Made • 2 • Texas Southern (12/20/25)
FG Attempts • 2 • 2x, Last: Texas Southern (12/20/25)
3-Pt Made • 1 • Texas Southern (12/20/25)
3-Pt Attempt • 1 • Texas Southern (12/20/25)
FT Made • 2 • Tennessee State (11/23/25)
FT Attempt • 4 • Tennessee State (11/23/25)
Rebounds • 2 • Alabama State (11/21/25)
Assists • 1 • UAlbany (12/18/25)
Steals • - - - -
Blocks • - - - -
Minutes • 10 • Texas Southern (12/20/25)

- Made her Vanderbilt debut vs. Furman on Nov. 10
- Enrolled into Vanderbilt during the 2025 Spring semester, where she practiced with the Commodores for the remainder of 2024-25
- Member of Australia's National Program
- Second player in program history from Australia and first since 1999-00
- Attended Willeton Senior High School in Perth, Australia
- Won Silver w/ Australia at the 2025 FIBA U19 Women's World Cup in Czechia
- Played in eight games in the Basketball Australia Centre of Excellence (CoE)

SUPERLATIVES	'25-26 CAREER	SUPERLATIVES	'25-26 CAREER
10+ POINTS	-- --	3+ ASSISTS	-- --
15+ POINTS	-- --	5+ STEALS	-- --
20+ POINTS	-- --	3+ STEALS	-- --
25+ POINTS	-- --	2+ BLOCKS	-- --
30+ POINTS	-- --	DOUBLE-DOUBLES	-- --
40+ POINTS	-- --	LED VANDY IN PTS	-- --
50+ POINTS	-- --	LED VANDY IN REB	-- --
MADE 3+ 3-PT FG	-- --	LED VANDY IN AST	-- --
10+ REBS	-- --	LED VANDY IN STL	-- --
5+ ASSISTS	-- --	LED VANDY IN BLK	-- --

## GAME-BY-GAME

DATE	OPPONENT	GS	MIN	FGM/A	FG%	3FG/A	3P%	FTM/A	FG% OFF	DEF	TOT	AVG	PF	AST	T/O	BLK	STL	PTS	AVG	
11.3.25	CALIFORNIA																			
	DNP - COACHES CHOICE																			
11.10.25	FURMAN	02:56	0-1	.000	0-0	.000	0-0	.000	0	0	0	0.0	1	0	0	0	0	0	0.0	
11.12.25	AT AUSTIN PEAY																			
	DNP - COACHES CHOICE																			
11.19.25	AT WESTERN KY.	03:42	0-0	.000	0-0	.000	0-0	.000	0	1	1	0.5	0	0	0	0	0	0	0.0	
11.21.25	ALABAMA STATE	08:55	0-2	.000	0-0	.000	0-0	.000	2	0	2	1.0	1	0	0	0	0	0	0.0	
11.23.25	TENNESSEE STATE	05:04	0-1	.000	0-0	.000	2-4	.500	0	0	0	0.8	0	0	0	0	0	2	0.5	
11.27.25	VS. OREGON STATE																			
	DNP - COACHES CHOICE																			
11.29.25	VS. BYU																			
	DNP - COACHES CHOICE																			
12.3.25	VIRGINIA																			
	DNP - COACHES CHOICE																			
12.15.25	SOUTH FLORIDA	02:14	1-1	1.000	0-0	.000	0-0	.000	0	0	0	0.6	0	0	0	0	0	2	0.8	
12.18.25	UALBANY	01:34	0-0	.000	0-0	.000	0-0	.000	0	0	0	0.5	0	1	0	0	0	0	0.7	
12.20.25	TEXAS SOUTHERN	10:00	2-2	1.000	1-1	1.000	0-2	.000	0	0	0	0.4	0	0	0	0	0	5	1.3	
12.28.25	STONEHILL	06:08	0-1	.000	0-0	.000	0-0	.000	0	0	0	0.4	0	0	1	0	0	0	1.1	
1.1.26	AT ARKANSAS																			
	DNP - COACHES CHOICE																			
1.4.26	LSU																			
	DNP - COACHES CHOICE																			
1.8.26	MISSOURI	02:38	1-1	1.000	0-0	.000	0-0	.000	0	0	0	0.3	0	0	0	0	0	2	1.2	
1.11.26	AT TEXAS A&M	02:34	0-0	.000	0-0	.000	0-0	.000	0	1	1	0.4	0	0	0	0	0	0	1.1	
1.15.26	AT MISSISSIPPI ST.																			
	DNP - COACHES CHOICE																			
1.19.26	VS. MICHIGAN																			
1.22.26	AUBURN																			
1.25.26	AT SOUTH CAROLINA																			
1.29.26	AT OLE MISS																			
2.1.26	FLORIDA																			
2.5.26	AT KENTUCKY																			
2.9.26	OKLAHOMA																			
2.12.26	TEXAS																			
2.15.26	AT GEORGIA																			
2.22.26	KENTUCKY																			
2.26.26	ALABAMA																			
3.1.26	AT TENNESSEE																			
TOTAL		0	45:45	4-9	.444	1-1	1.000	2-6	.333	2	2	40	4	2	1	1	0	0	11	1.1

## CAREER STATS

YEAR	GP	GS	MIN	AVG	FG	FGA	PCT	3FG	3FGA	3PCT	FT	FTA	PCT	OFF	DEF	TOT	AVG	PF	FO	AST	TO	BLK	STL	PTS	AVG
2025-26	10	0	46	4.6	4	9	.444	1	1	1.000	2	6	.333	2	2	40	4	2	0	1	1	0	0	11	1.1
CAREER	10	0	46	4.6	4	9	.444	1	1	1.000	2	6	.333	2	2	40	4	2	0	1	1	0	0	11	1.1



# 13 JUSTINE PISSOTT

@JustinePissott  
@j.usssssyyy  
@JustinePissott

G/F • 6-4 • Sr. • Toms River, N.J. • Tennessee/Red Bank Catholic

## SEASON HIGHS

Points • 25 • Texas Southern (12/20/25)
FG Made • 9 • Texas Southern (12/20/25)
FG Attempts • 15 • Virginia (12/03/25)
3-Pt Made • 7 • Texas Southern (12/20/25)
3-Pt Attempt • 12 • Virginia (12/03/25)
FT Made • 2 • 2x, Last: Missouri (01/08/26)
FT Attempt • 4 • Missouri (01/08/26)
Rebounds • 10 • vs. BYU (11/29/25)
Assists • 6 • Furman (11/10/25)
Steals • 2 • South Florida (12/15/25)
Blocks • 3 • vs. California (11/3/25)
Minutes • 39 • vs. California (11/3/25)

## CAREER HIGHS

Points • 25 • Texas Southern (12/20/25)
FG Made • 9 • Texas Southern (12/20/25)
FG Attempts • 15 • Virginia (12/03/25)
3-Pt Made • 7 • Texas Southern (12/20/25)
3-Pt Attempt • 12 • Virginia (12/03/25)
FT Made • 4 • at Texas (02/06/25)
FT Attempt • 4 • at Texas (02/06/25)
Rebounds • 10 • vs. BYU (11/29/25)
Assists • 6 • Furman (11/10/25)
Steals • 2 • 3x, Last: South Florida (12/15/25)
Blocks • 3 • 2x, Last: vs. California (11/3/25)
Minutes • 39 • vs. California (11/3/25)

- Averaging a career-best 11.7 ppg this season
- Leads the SEC and ranks 7th nationally in 3-Pointers Made (55)
- Leads the SEC and ranks 8th nationally in 3-Pt Made Per Game (3.06)
- Leads the SEC and ranks 17th nationally in 3-Pt FG Percentage (44.7%)
- Named to Paradise Jam Island Division All-Tournament Team
- Scored career-high 25 points vs. Texas Southern on Dec. 20
- Collected first career double-double vs. BYU with 18 pts and 10 reb
- Holds a career 3-point percentage of 40.3% at Vandy
- First player to transfer to Vanderbilt from Tennessee
- McDonald's All-American ('22)

SUPERLATIVES	'25-26 CAREER		SUPERLATIVES	'25-26 CAREER	
10+ POINTS	11	20	3+ ASSISTS	9	12
15+ POINTS	5	7	5+ STEALS	--	--
20+ POINTS	2	2	3+ STEALS	--	--
25+ POINTS	1	1	2+ BLOCKS	2	4
30+ POINTS	--	--	DOUBLE-DOUBLES	1	1
40+ POINTS	--	--	LED VANDY IN PTS	--	--
50+ POINTS	--	--	LED VANDY IN REB	2	3
MADE 3+ 3-PT FG	8	19	LED VANDY IN AST	1	1
10+ REBS	1	1	LED VANDY IN STL	--	--
5+ ASSISTS	1	1	LED VANDY IN BLK	3	13

## GAME-BY-GAME

DATE	OPPONENT	GS	MIN	FGM/A	FG%	3FG/A	3P%	FTM/A	FG%	OFF	DEF	TOT	AVG	PF	AST	T/O	BLK	STL	PTS	AVG
11.3.25	CALIFORNIA	*	38:40	3-10	.300	2-8	.250	1-2	.500	3	4	7	7.0	1	2	1	3	1	9	9.0
11.10.25	FURMAN	*	26:14	5-10	.500	3-7	.429	0-0	.000	0	3	3	5.0	2	6	0	0	0	13	11.0
11.12.25	AT AUSTIN PEAY	*	29:02	1-5	.200	1-4	.250	0-0	.000	1	4	5	5.0	4	4	2	1	0	3	8.3
11.19.25	AT WESTERN KY.	*	20:35	4-10	.400	4-8	.500	0-0	.000	3	1	4	4.8	2	0	3	1	0	12	9.3
11.21.25	ALABAMA STATE	*	17:09	1-5	.200	1-5	.200	0-0	.000	1	4	5	4.8	0	3	0	0	1	3	8.0
11.23.25	TENNESSEE STATE	*	22:10	4-5	.800	2-2	1.000	2-2	1.000	0	6	6	5.0	3	2	2	0	1	12	8.7
11.27.25	VS. OREGON STATE	*	34:04	6-12	.500	5-9	.556	0-0	.000	1	5	6	5.1	2	4	0	1	0	17	9.9
11.29.25	VS. BYU	*	30:13	7-13	.538	4-9	.444	0-0	.000	2	8	10	5.8	3	2	1	0	0	18	10.9
12.3.25	VIRGINIA	*	38:05	3-15	.200	3-12	.250	0-0	.000	0	3	3	5.4	2	4	3	1	0	9	10.7
12.15.25	SOUTH FLORIDA	*	28:07	5-8	.625	3-5	.600	0-0	.000	1	5	6	5.5	0	4	1	1	2	13	10.9
12.18.25	UALBANY	*	19:59	1-2	.500	1-2	.500	0-0	.000	0	1	1	5.1	3	3	0	0	0	3	10.2
12.20.25	TEXAS SOUTHERN	*	20:47	9-13	.692	7-10	.700	0-0	.000	0	3	3	4.9	1	1	1	0	1	25	11.4
12.28.25	STONEHILL	*	21:54	5-8	.625	2-4	.500	0-0	.000	0	1	1	4.6	1	2	1	0	2	12	11.5
1.1.26	AT ARKANSAS	*	25:39	2-10	.200	2-8	.250	0-0	.000	0	2	2	4.4	3	1	1	0	1	6	11.1
1.4.26	LSU	*	27:43	2-7	.286	2-5	.400	0-0	.000	1	0	1	4.2	2	1	0	0	0	6	10.7
1.8.26	MISSOURI	*	26:04	5-10	.500	3-8	.375	2-4	.500	2	5	7	4.4	2	4	2	2	0	15	11.0
1.11.26	AT TEXAS A&M	*	30:16	8-12	.667	6-9	.667	0-0	.000	1	1	2	4.2	1	2	1	1	0	22	11.6
1.15.26	AT MISSISSIPPI ST.	*	38:18	4-9	.444	4-8	.500	0-0	.000	1	4	5	4.3	4	4	2	1	0	12	11.7
1.19.26	VS. MICHIGAN																			
1.22.26	AUBURN																			
1.25.26	AT SOUTH CAROLINA																			
1.29.26	AT OLE MISS																			
2.1.26	FLORIDA																			
2.5.26	AT KENTUCKY																			
2.9.26	OKLAHOMA																			
2.12.26	TEXAS																			
2.15.26	AT GEORGIA																			
2.22.26	KENTUCKY																			
2.26.26	ALABAMA																			
3.1.26	AT TENNESSEE																			
TOTAL		18	494:59	75-164	.457	55-123	.447	5-8	.625	17	60	77	4.3	36	49	21	12	9	210	11.7

## CAREER STATS

\*at Tennessee

YEAR	GP	GS	MIN	AVG	FG	FGA	PCT	3FG	3FGA	3PCT	FT	FTA	PCT	OFF	DEF	TOT	AVG	PF	FO	AST	TO	BLK	STL	PTS	AVG
2022-23*	27	0	189	7.0	20	60	.333	12	46	.261	2	2	1.000	6	20	26	1.0	20	0	10	12	4	1	54	2.0
2023-24	33	28	698	21.2	80	225	.356	52	141	.369	12	16	.750	14	57	71	2.2	54	1	25	40	17	10	224	6.8
2024-25	23	0	222	9.6	28	65	.431	19	49	.388	8	12	.667	14	25	39	1.7	22	0	10	10	2	5	83	3.6
2025-26	18	18	495	27.5	75	164	.457	55	123	.447	5	8	.625	17	60	77	4.3	36	0	49	21	12	9	210	11.7
VANDY	74	46	1415	19.1	183	454	.403	126	313	.403	25	36	.694	45	142	187	2.5	112	1	84	71	31	24	517	7.0
CAREER	101	46	1604	15.9	203	514	.395	138	359	.384	27	38	.711	51	162	213	2.1	132	1	94	83	35	25	571	5.7





# 14 AIYANA MITCHELL

@AiyanaMitchell17  
@AiyanaJM22  
@AiyanaJM22

F • 6-4 • Jr. • Colorado Springs, Colo. • Fountain-Fort Carson HS

## SEASON HIGHS

Points • 16 • Stonehill (12/28/25)
FG Made • 7 • Stonehill (12/28/25)
FG Attempts • 9 • UAlbany (12/18/25)
3-Pt Made • - - - -
3-Pt Attempt • - - - -
FT Made • 4 • 2x, Last: Alabama State (11/21/25)
FT Attempt • 6 • 2x, Last: Alabama State (11/21/25)
Rebounds • 10 • 2x, Last: Texas Southern (12/20/25)
Assists • 3 • 2x, Last: Stonehill (12/28/25)
Steals • 3 • 2x, Last: Texas Southern (12/20/25)
Blocks • 4 • UAlbany (12/18/25)
Minutes • 25 • vs. California (11/3/25)

## CAREER HIGHS

Points • 16 • Stonehill (12/28/25)
FG Made • 7 • Stonehill (12/28/25)
FG Attempts • 10 • Appalachian St. (12/1/24)
3-Pt Made • - -
3-Pt Attempt • -
FT Made • 5 • 2x, Last: South Carolina (02/23/25)
FT Attempt • 6 • 3x, Last: Alabama State (11/21/25)
Rebounds • 10 • 2x, Last: Texas Southern (12/20/25)
Assists • 3 • 2x, Last: Stonehill (12/28/25)
Steals • 3 • 4x, Last: Texas Southern (12/20/25)
Blocks • 4 • 2x, Last: UAlbany (12/18/25)
Minutes • 25 • vs. California (11/3/25)

- Appeared in 52-straight games at Vanderbilt
- Averaging a career-best 7.9 ppg and 5.4 rpg this season
- Opened 2025-26 on a three-game double-digit scoring streak
- Collected her first career double-double vs. Cal with 12 pts, 10 reb
- Became the first Dore to have a double-double off the bench since Leilani Kapinus vs. Evansville on Dec. 14, 2024
- Appeared in 66 games with one start at Vandy
- Holds a career field goal percentage of 60.7 percent at Vandy
- One of five players to play in all 33 games in 2024-25
- Majoring in Medicine, Health & Society

SUPERLATIVES	'25-26 CAREER		SUPERLATIVES	'25-26 CAREER	
10+ POINTS	7	9	3+ ASSISTS	2	2
15+ POINTS	1	1	5+ STEALS	- -	- -
20+ POINTS	- -	- -	3+ STEALS	2	4
25+ POINTS	- -	- -	2+ BLOCKS	6	11
30+ POINTS	- -	- -	DOUBLE-DOUBLES	1	1
40+ POINTS	- -	- -	LED VANDY IN PTS	- -	- -
50+ POINTS	- -	- -	LED VANDY IN REB	4	6
MADE 3+ 3-PT FG	- -	- -	LED VANDY IN AST	- -	- -
10+ REBS	2	2	LED VANDY IN STL	1	2
5+ ASSISTS	- -	- -	LED VANDY IN BLK	7	20

## GAME-BY-GAME

DATE	OPPONENT	GS	MIN	FGM/A	FG%	3FG/A	3P%	FTM/A	FG%	OFF	DEF	TOT	AVG	PF	AST	T/O	BLK	STL	PTS	AVG
11.3.25	CALIFORNIA		24:32	6-7	.857	0-0	.000	0-2	.000	7	3	10	10.0	3	3	2	3	3	12	12.0
11.10.25	FURMAN		14:18	4-4	1.000	0-0	.000	4-6	.667	3	3	6	8.0	0	1	0	0	1	12	12.0
11.12.25	AT AUSTIN PEAY		20:47	4-7	.571	0-0	.000	2-5	.400	6	3	9	8.3	3	1	3	1	0	10	11.3
11.19.25	AT WESTERN KY.		12:17	0-0	.000	0-0	.000	2-2	1.000	1	4	5	7.5	2	0	2	1	0	2	9.0
11.21.25	ALABAMA STATE		12:39	3-3	1.000	0-0	.000	4-6	.667	3	3	6	7.2	2	0	1	1	1	10	9.2
11.23.25	TENNESSEE STATE		18:19	4-7	.571	0-0	.000	0-0	.000	2	4	6	7.0	2	0	0	2	1	8	9.0
11.27.25	VS. OREGON STATE		21:24	2-4	.500	0-0	.000	1-2	.500	2	3	5	6.7	2	1	1	2	1	5	8.4
11.29.25	VS. BYU		08:08	0-3	.000	0-0	.000	0-0	.000	1	2	3	6.3	2	0	1	0	0	0	7.4
12.3.25	VIRGINIA		17:59	3-4	.750	0-0	.000	2-2	1.000	0	2	2	5.8	2	0	0	3	1	8	7.4
12.15.25	SOUTH FLORIDA		14:11	3-4	.750	0-0	.000	2-2	1.000	1	2	3	5.5	3	1	0	2	0	8	7.5
12.18.25	UALBANY		23:30	6-9	.667	0-0	.000	2-4	.500	3	3	6	5.5	2	1	1	4	1	14	8.1
12.20.25	TEXAS SOUTHERN		16:55	1-2	.500	0-0	.000	2-2	1.000	6	4	10	5.9	1	1	1	0	3	4	7.8
12.28.25	STONEHILL		15:25	7-8	.875	0-0	.000	2-2	1.000	0	2	2	5.6	0	3	3	0	1	16	8.4
1.1.26	AT ARKANSAS		15:45	3-5	.600	0-0	.000	1-2	.500	2	2	4	5.5	4	0	2	1	1	7	8.3
1.4.26	LSU		27:56	0-0	.000	0-0	.000	2-8	.250	3	2	5	5.5	2	2	1	1	4	2	7.9
1.8.26	MISSOURI		13:35	4-7	.571	0-0	.000	0-0	.000	0	2	2	5.3	2	1	1	1	0	8	7.9
1.11.26	AT TEXAS A&M		19:37	2-2	1.000	0-0	.000	2-4	.500	0	5	5	5.2	1	0	1	1	1	6	7.8
1.15.26	AT MISSISSIPPI ST.		23:56	4-6	.667	0-0	.000	2-3	.667	3	5	8	5.4	2	1	1	1	1	10	7.9
1.19.26	VS. MICHIGAN																			
1.22.26	AUBURN																			
1.25.26	AT SOUTH CAROLINA																			
1.29.26	AT OLE MISS																			
2.1.26	FLORIDA																			
2.5.26	AT KENTUCKY																			
2.9.26	OKLAHOMA																			
2.12.26	TEXAS																			
2.15.26	AT GEORGIA																			
2.22.26	KENTUCKY																			
2.26.26	ALABAMA																			
3.1.26	AT TENNESSEE																			
TOTAL		0	321:13	56-82	.683	0-0	.000	30-52	.577	43	54	97	5.4	35	16	21	24	20	142	7.9

## CAREER STATS

YEAR	GP	GS	MIN	AVG	FG	FGA	PCT	3FG	3FGA	3PCT	FT	FTA	PCT	OFF	DEF	TOT	AVG	PF	FO	AST	TO	BLK	STL	PTS	AVG
2023-24	15	0	58	3.9	6	11	.545	0	0	.000	2	4	.500	4	7	11	0.7	10	0	0	3	4	0	14	0.9
2024-25	33	1	374	11.3	46	85	.541	0	0	.000	26	42	.619	38	53	91	2.8	48	0	14	27	21	17	118	3.6
2025-26	18	0	321	17.8	56	82	.683	0	0	.000	30	52	.577	43	54	97	5.4	35	0	16	21	24	20	142	7.9
CAREER	66	1	753	11.4	108	178	.607	0	0	.000	58	98	.592	85	114	199	3.0	93	0	30	51	49	37	274	4.2



# 15 NDJAKALENGA MWENENTANDA

@Ndjakalenga  
@Ndjakalenga

G • 6-2 • Gr. • Sioux Falls, S.D. • Texas/Washington HS

## SEASON HIGHS

Points • 16 • 2x, Last: Virginia (12/03/25)
FG Made • 6 • 3x, Last: Missouri (01/08/26)
FG Attempts • 10 • Missouri (01/08/26)
3-Pt Made • 2 • 2x, Last: Virginia (12/03/25)
3-Pt Attempt • 4 • 2x, Last: Missouri (01/08/26)
FT Made • 4 • South Florida (12/15/25)
FT Attempt • 5 • Furman (11/10/25)
Rebounds • 7 • Virginia (12/03/25)
Assists • 4 • Furman (11/10/25)
Steals • 3 • 2x, Last: Missouri (01/08/26)
Blocks • 3 • Texas Southern (12/20/25)
Minutes • 29 • Virginia (12/03/25)

## CAREER HIGHS

Points • 19 • vs. Illinois (03/24/25)
FG Made • 7 • 2x, Last: Illinois (03/24/25)
FG Attempts • 12 • at Miss. State (02/27/25)
3-Pt Made • 2 • 2x, Last: Virginia (12/03/25)
3-Pt Attempt • 3 • 2x, Furman (11/10/25)
FT Made • 8 • Louisiana (11/11/22)
FT Attempt • 9 • Houston Christian (12/21/22)
Rebounds • 11 • at Miss. State (02/27/25)
Assists • 4 • 4x, Last: Missouri (01/30/25)
Steals • 6 • Southeast Missouri St. (11/10/24)
Blocks • 3 • 3x, Last: Texas Southern (12/20/25)
Minutes • 37 • at Mississippi State (02/27/25)

- Averaging a career-best 7.8 ppg this season
- Ndjakalenga means “a gift of luck” from her mother’s Luba tribe in Congo
- Appeared in 103 games with 18 starts over her three seasons at Texas
- Won three Big 12 titles (2 tour., 1 reg. season) and one SEC reg. season title at Texas
- Played in 10 NCAA Tournament games, including a Final Four, two Elite 8s and two Sweet 16s
- Graduated from Texas in 2025 with a Bachelor’s Degree in Psychology
- Played prep ball at Washington HS in Sioux Falls, S.D., where she scored over 1,000 career points and won the AA state title as a junior

SUPERLATIVES	'25-26 CAREER		SUPERLATIVES	'25-26 CAREER	
10+ POINTS	5	23	3+ ASSISTS	1	8
15+ POINTS	2	7	5+ STEALS	--	1
20+ POINTS	--	--	3+ STEALS	--	2
25+ POINTS	--	--	2+ BLOCKS	2	8
30+ POINTS	--	--	DOUBLE-DOUBLES	--	--
40+ POINTS	--	--	LED VANDY IN PTS	1	1
50+ POINTS	--	--	LED VANDY IN REB	--	--
MADE 3+ 3-PT FG	--	--	LED VANDY IN AST	--	--
10+ REBS	--	1	LED VANDY IN STL	1	1
5+ ASSISTS	--	--	LED VANDY IN BLK	2	2

## GAME-BY-GAME

DATE	OPPONENT	GS	MIN	FGM/A	FG%	3FG/A	3P%	FTM/A	FG%	OFF	DEF	TOT	AVG	PF	AST	T/O	BLK	STL	PTS	AVG
11.3.25	CALIFORNIA	*	14:44	3-4	.750	1-1	1.000	0-0	.000	1	1	2	2.0	2	0	2	0	1	7	7.0
11.10.25	FURMAN	*	27:38	6-8	.750	2-3	.667	2-5	.400	1	4	5	3.5	2	4	0	0	1	16	11.5
11.12.25	AT AUSTIN PEAY	*	18:04	2-5	.400	1-1	1.000	0-0	.000	2	3	5	4.0	0	1	1	1	1	5	9.3
11.19.25	AT WESTERN KY.	*	22:17	4-9	.444	1-4	.250	2-2	1.000	3	0	3	3.8	0	1	1	1	3	11	9.8
11.21.25	ALABAMA STATE	*	16:46	2-6	.333	1-2	.500	0-0	.000	0	1	1	3.2	1	1	1	1	0	5	8.8
11.23.25	TENNESSEE STATE	*	18:34	1-2	.500	0-1	.000	0-0	.000	1	0	1	2.8	1	2	0	0	0	2	7.7
11.27.25	VS. OREGON STATE	*	22:30	2-4	.500	0-1	.000	2-2	1.000	0	1	1	2.6	2	2	3	0	0	6	7.4
11.29.25	VS. BYU	*	06:18	1-2	.500	0-0	.000	2-2	1.000	0	0	0	2.3	0	0	0	0	0	4	7.0
12.3.25	VIRGINIA	*	29:25	6-9	.667	2-2	1.000	2-2	1.000	3	4	7	2.8	3	0	1	1	1	16	8.0
12.15.25	SOUTH FLORIDA	*	21:50	3-6	.500	0-2	.000	4-4	1.000	0	1	1	2.6	3	1	1	0	0	10	8.2
12.18.25	UALBANY	*	17:47	1-5	.200	0-1	.000	3-4	.750	1	1	2	2.5	2	0	3	0	0	5	7.9
12.20.25	TEXAS SOUTHERN	*	19:16	0-4	.000	0-3	.000	4-4	1.000	1	5	6	2.8	1	0	0	3	1	4	7.6
12.28.25	STONEHILL	*	17:24	6-7	.857	0-1	.000	0-0	.000	1	1	2	2.8	1	1	1	0	2	12	7.9
1.1.26	AT ARKANSAS	*	20:21	2-5	.400	0-2	.000	0-0	.000	0	1	1	2.6	1	0	1	0	1	4	7.6
1.4.26	LSU	*	11:41	1-2	.500	0-1	.000	1-1	1.000	0	3	3	2.7	2	0	0	0	0	3	7.3
1.8.26	MISSOURI	*	26:17	6-10	.600	1-4	.250	2-2	1.000	4	1	5	2.8	1	1	0	0	3	15	7.8
1.11.26	AT TEXAS A&M	*	19:27	1-4	.250	1-2	.500	5-6	.833	3	2	5	2.9	3	2	0	0	0	8	7.8
1.15.26	AT MISSISSIPPI ST.	*	17:26	2-4	.500	1-2	.500	2-2	1.000	0	2	2	2.9	1	0	1	1	2	7	7.8
1.19.26	VS. MICHIGAN																			
1.22.26	AUBURN																			
1.25.26	AT SOUTH CAROLINA																			
1.29.26	AT OLE MISS																			
2.1.26	FLORIDA																			
2.5.26	AT KENTUCKY																			
2.9.26	OKLAHOMA																			
2.12.26	TEXAS																			
2.15.26	AT GEORGIA																			
2.22.26	KENTUCKY																			
2.26.26	ALABAMA																			
3.1.26	AT TENNESSEE																			
TOTAL		18	347:45	49-96	.510	11-33	.333	31-36	.861	21	31	52	2.9	26	16	16	8	16	140	7.8

## CAREER STATS

\*at Texas

YEAR	GP	GS	MIN	AVG	FG	FGA	PCT	3FG	3FGA	3PCT	FT	FTA	PCT	OFF	DEF	TOT	AVG	PF	FO	AST	TO	BLK	STL	PTS	AVG
2022-23*	31	3	373	12.0	44	131	.336	3	17	.176	44	63	.698	36	33	69	2.2	52	2	18	29	4	15	135	4.4
2023-24*	35	0	372	10.6	52	116	.448	3	10	.300	21	34	.618	22	36	58	1.7	41	0	23	33	9	11	128	3.7
2024-25*	37	15	632	17.1	82	178	.461	1	18	.056	43	56	.768	48	60	108	2.9	57	0	34	54	21	27	208	5.6
2025-26	18	18	348	19.3	49	96	.510	11	33	.333	31	36	.861	21	31	52	2.9	26	0	16	16	8	16	140	7.8
VANDY	18	18	348	19.3	49	96	.510	11	33	.333	31	36	.861	21	31	52	2.9	26	0	16	16	8	16	140	7.8
CAREER	121	36	1726	14.3	227	521	.436	18	78	.231	139	189	.735	127	160	287	2.4	176	2	91	132	42	69	611	5.0



# 24 AGA MAKURAT

@a.makurat24

G • 6-3 • Jr. • Sierakowice, Poland. • Sopocka Akademia Tenisowa

## SEASON HIGHS

Points • 21 • Alabama State (11/21/25)
FG Made • 8 • Alabama State (11/21/25)
FG Attempts • 15 • Alabama State (11/21/25)
3-Pt Made • 5 • Alabama State (11/21/25)
3-Pt Attempt • 11 • Alabama State (11/21/25)
FT Made • 2 • Texas Southern (12/20/25)
FT Attempt • 2 • Texas Southern (12/20/25)
Rebounds • 5 • 2x, Last: UAlbany (12/18/25)
Assists • 3 • Tennessee State (11/23/25)
Steals • 3 • at Western Kentucky (11/19/25)
Blocks • 1 • 4x, Last: Texas Southern (12/20/25)
Minutes • 22 • at Western Kentucky (11/19/25)

## CAREER HIGHS

Points • 21 • Alabama State (11/21/25)
FG Made • 8 • Alabama State (11/21/25)
FG Attempts • 15 • Alabama State (11/21/25)
3-Pt Made • 5 • 2x, Last: Alabama State (11/21/25)
3-Pt Attempt • 11 • Alabama State (11/21/25)
FT Made • 3 • Western Kentucky (11/15/23)
FT Attempt • 4 • Western Kentucky (11/15/23)
Rebounds • 7 • at South Carolina (01/28/24)
Assists • 3 • 3x, Last: App. State (12/01/24)
Steals • 3 • 2x, Last: Tennessee State (11/23/25)
Blocks • 3 • Florida (01/07/24)
Minutes • 24 • at South Carolina (01/28/24)

- Scored career-high 21 points vs. Alabama State on Nov. 21
- Appeared in 63 games with three starts at Vandy
- Represented Poland in the FIBA U20 EuroBasket ('24), FIBA U18 Euro Champ. ('22) and FIBA U16 Euro Champ. ('20)
- First player from Poland in program history
- Participated in the NBA Academy team ('23) and led her team to an undefeated record
- Has two older sisters, Anna (UConn) and Ola (Utah), that played NCAA Division I women's basketball

SUPERLATIVES	'25-'26 CAREER		SUPERLATIVES	'25-'26 CAREER	
10+ POINTS	2	6	3+ ASSISTS	1	4
15+ POINTS	1	3	5+ STEALS	--	--
20+ POINTS	1	1	3+ STEALS	--	--
25+ POINTS	--	--	2+ BLOCKS	--	5
30+ POINTS	--	--	DOUBLE-DOUBLES	--	--
40+ POINTS	--	--	LED VANDY IN PTS	--	2
50+ POINTS	--	--	LED VANDY IN REB	--	1
MADE 3+ 3-PT FG	1	5	LED VANDY IN AST	--	--
10+ REBS	--	--	LED VANDY IN STL	--	1
5+ ASSISTS	--	--	LED VANDY IN BLK	1	8

## GAME-BY-GAME

DATE	OPPONENT	GS	MIN	FGM/A	FG%	3FG/A	3P%	FTM/A	FT%	OFF	DEF	TOT	AVG	PF	AST	T/O	BLK	STL	PTS	AVG
11.3.25	CALIFORNIA		06:06	0-0	.000	0-0	.000	0-0	.000	1	0	1	1.0	1	0	1	0	0	0	0.0
11.10.25	FURMAN		17:30	1-3	.333	0-1	.000	0-0	.000	1	4	5	3.0	0	1	0	1	0	2	1.0
11.12.25	AT AUSTIN PEAY		06:54	0-0	.000	0-0	.000	0-0	.000	0	1	1	2.3	0	1	1	0	0	0	0.7
11.19.25	AT WESTERN KY.		22:10	3-9	.333	1-6	.167	0-0	.000	1	2	3	2.5	2	0	0	1	3	7	2.3
11.21.25	ALABAMA STATE		20:19	8-15	.533	5-11	.455	0-0	.000	0	0	0	2.0	3	0	0	0	1	21	6.0
11.23.25	TENNESSEE STATE		17:24	3-7	.429	1-3	.333	0-0	.000	2	1	3	2.2	1	3	0	1	0	7	6.2
11.27.25	VS. OREGON STATE		05:56	0-1	.000	0-1	.000	0-0	.000	0	0	0	1.9	0	1	0	0	0	0	5.3
11.29.25	VS. BYU		02:05	0-0	.000	0-0	.000	0-0	.000	0	0	0	1.6	0	0	0	0	0	0	4.6
12.3.25	VIRGINIA		01:11	0-0	.000	0-0	.000	0-0	.000	0	0	0	1.4	0	0	0	0	0	0	4.1
12.15.25	SOUTH FLORIDA		10:44	2-6	.333	2-4	.500	0-0	.000	2	1	3	1.6	1	2	0	0	1	6	4.3
12.18.25	UALBANY		10:35	1-2	.500	1-2	.500	0-0	.000	2	3	5	1.9	0	0	1	0	0	3	4.2
12.20.25	TEXAS SOUTHERN		19:30	4-9	.444	3-6	.500	2-2	1.000	1	3	4	2.1	1	2	1	1	1	13	4.9
12.28.25	STONEHILL		11:49	0-0	.000	0-0	.000	0-0	.000	0	1	1	2.0	2	1	1	0	0	0	4.5
1.1.26	AT ARKANSAS		05:10	0-0	.000	0-0	.000	0-0	.000	0	1	1	1.9	0	1	0	0	0	0	4.2
1.4.26	LSU									DNP - COACHES CHOICE										
1.8.26	MISSOURI		04:52	0-1	.000	0-1	.000	0-0	.000	0	1	1	1.9	1	0	1	0	0	0	3.9
1.11.26	AT TEXAS A&M		07:19	1-2	.500	1-1	1.000	0-0	.000	0	1	1	1.8	1	0	1	0	0	3	3.9
1.15.26	AT MISSISSIPPI ST.									DNP - COACHES CHOICE										
1.19.26	VS. MICHIGAN																			
1.22.26	AUBURN																			
1.25.26	AT SOUTH CAROLINA																			
1.29.26	AT OLE MISS																			
2.1.26	FLORIDA																			
2.5.26	AT KENTUCKY																			
2.9.26	OKLAHOMA																			
2.12.26	TEXAS																			
2.15.26	AT GEORGIA																			
2.22.26	KENTUCKY																			
2.26.26	ALABAMA																			
3.1.26	AT TENNESSEE																			
TOTAL		0	169:34	23-55	.418	14-36	.389	2-2	1.000	10	19	29	1.8	13	12	7	4	6	62	3.9

## CAREER STATS

YEAR	GP	GS	MIN	AVG	FG	FGA	PCT	3FG	3FGA	3PCT	FT	FTA	PCT	OFF	DEF	TOT	AVG	PF	FO	AST	TO	BLK	STL	PTS	AVG
2023-24	33	3	469	14.2	44	129	.341	29	90	.322	11	14	.786	12	37	49	1.5	29	0	19	32	13	10	128	3.9
2024-25	14	0	143	10.2	17	53	.321	12	42	.286	1	1	1.000	7	21	28	2.0	5	0	10	7	5	3	47	3.4
2025-26	16	0	170	10.6	23	55	.418	14	36	.389	2	2	1.000	10	19	29	1.8	13	0	12	7	4	6	62	3.9
CAREER	63	3	782	12.4	84	237	.354	55	168	.327	14	17	.824	29	77	106	1.7	47	0	41	46	22	19	237	3.8





# 30 TRINITY WILSON

@Trinityy.Wilsonn  
@TrinityWilson\_BTS  
@TrinityWilson30

C • 6-3 • So. • Lakeville, Minn. • Lakeville North HS

## SEASON HIGHS

Points • 2 • 2x, Last: Stonehill (12/28/25)
FG Made • 1 • Stonehill (12/28/25)
FG Attempts • 1 • Stonehill (12/28/25)
3-Pt Made • - - - -
3-Pt Attempt • - - - -
FT Made • 2 • Texas Southern (12/20/25)
FT Attempt • 2 • 2x, Last: Texas Southern (12/20/25)
Rebounds • 2 • Texas Southern (12/20/25)
Assists • 1 • Texas Southern (12/20/25)
Steals • 1 • Furman (11/10/25)
Blocks • - - - -
Minutes • 6 • Texas Southern (12/20/25)

## CAREER HIGHS

Points • 6 • West Georgia (12/21/24)
FG Made • 3 • West Georgia (12/21/24)
FG Attempts • 5 • West Georgia (12/21/24)
3-Pt Made • - -
3-Pt Attempt • - -
FT Made • 2 • Texas Southern (12/20/25)
FT Attempt • 2 • 3x, Last: Texas Southern (12/20/25)
Rebounds • 5 • 2x, Last: Austin Peay (11/08/24)
Assists • 2 • at Missouri (03/02/25)
Steals • 1 • Furman (11/10/25)
Blocks • 1 • 2x, Last: West Georgia (12/21/24)
Minutes • 11 • Lipscomb (11/04/24)

- Played in five games, all off the bench
- Ranked the fifth-best player in Minnesota according to PrepGirlsHoops.com
- Fourth player from Minnesota in program history and first since 2016-17
- Mother Brenda Marquis played at UConn and was a member of the 1995 undefeated NCAA championship team
- Majoring in Human & Organizational Development

SUPERLATIVES	'25-26 CAREER	SUPERLATIVES	'25-26 CAREER
10+ POINTS	-- --	3+ ASSISTS	-- --
15+ POINTS	-- --	5+ STEALS	-- --
20+ POINTS	-- --	3+ STEALS	-- --
25+ POINTS	-- --	2+ BLOCKS	-- --
30+ POINTS	-- --	DOUBLE-DOUBLES	-- --
40+ POINTS	-- --	LED VANDY IN PTS	-- --
50+ POINTS	-- --	LED VANDY IN REB	-- --
MADE 3+ 3-PT FG	-- --	LED VANDY IN AST	-- --
10+ REBS	-- --	LED VANDY IN STL	-- --
5+ ASSISTS	-- --	LED VANDY IN BLK	-- --

## GAME-BY-GAME

DATE	OPPONENT	GS	MIN	FGM/A	FG%	3FG/A	3P%	FTM/A	FG% OFF	DEF	TOT	AVG	PF	AST	T/O	BLK	STL	PTS	AVG
11.3.25	CALIFORNIA																		
11.10.25	FURMAN		02:56	0-0	.000	0-0	.000	1-2	.500	0	0	0.0	1	0	2	0	1	1	1.0
11.12.25	AT AUSTIN PEAY																		
11.21.25	AT WESTERN KY.		00:45	0-0	.000	0-0	.000	0-0	.000	0	0	0.0	0	0	0	0	0	0	0.5
11.21.25	ALABAMA STATE																		
11.23.25	TENNESSEE STATE																		
11.27.25	VS. OREGON STATE																		
11.29.25	VS. BYU																		
12.3.25	VIRGINIA																		
12.15.25	SOUTH FLORIDA																		
12.18.25	UALBANY																		
12.20.25	TEXAS SOUTHERN		06:04	0-0	.000	0-0	.000	2-2	1.000	0	2	0.7	0	1	2	0	0	2	1.0
12.28.25	STONEHILL		03:31	1-1	1.000	0-0	.000	0-0	.000	1	0	0.8	0	0	1	0	0	2	1.3
1.1.26	AT ARKANSAS																		
1.4.26	LSU																		
1.8.26	MISSOURI																		
1.11.26	AT TEXAS A&M		03:35	0-0	.000	0-0	.000	0-2	.000	0	0	0.6	1	0	1	0	1	0	1.0
1.15.26	AT MISSISSIPPI ST.																		
1.19.26	VS. MICHIGAN																		
1.22.26	AUBURN																		
1.25.26	AT SOUTH CAROLINA																		
1.29.26	AT OLE MISS																		
2.1.26	FLORIDA																		
2.5.26	AT KENTUCKY																		
2.9.26	OKLAHOMA																		
2.12.26	TEXAS																		
2.15.26	AT GEORGIA																		
2.22.26	KENTUCKY																		
2.26.26	ALABAMA																		
3.1.26	AT TENNESSEE																		
TOTAL		0	17:0	1-1	1.000	0-0	.000	3-6	.500	1	2	0.6	2	1	6	0	2	5	1.0

## CAREER STATS

YEAR	GP	GS	MIN	AVG	FG	FGA	PCT	3FG	3FGA	3PCT	FT	FTA	PCT	OFF	DEF	TOT	AVG	PF	FO	AST	TO	BLK	STL	PTS	AVG
2024-25	12	0	55	4.6	8	21	.381	0	0	.000	1	3	.333	5	10	15	1.3	6	0	8	3	2	0	17	1.4
2025-26	5	0	17	3.4	1	1	1.000	0	0	.000	3	6	.500	1	2	3	6	2	0	1	6	0	2	5	1.0
CAREER	17	0	72	4.3	9	22	.40	0	0	.000	4	9	.444	6	12	18	1.1	8	0	9	9	2	2	22	1.3



# 32 AALYAH DEL ROSARIO

@Aalyah.Rosario\_03  
@Aalyah.DelRosario

C • 6-6 • Jr. • Santo Domingo, D. R. • LSU/The Webb School (Tenn.)

## SEASON HIGHS

Points • 5 • Furman (11/10/25)
FG Made • 2 • 3x, Last: Tennessee State (11/23/25)
FG Attempts • 5 • Tennessee State (11/23/25)
3-Pt Made • - - - -
3-Pt Attempt • - - - -
FT Made • 2 • 2x, Last: Alabama State (11/21/25)
FT Attempt • 5 • Alabama State (11/21/25)
Rebounds • 5 • at Western Kentucky (11/21/25)
Assists • 2 • 3x, Last: Texas Southern (12/20/25)
Steals • 1 • 3x, Last: Tennessee State (11/23/25)
Blocks • 3 • at Western Ky. (11/19/25)
Minutes • 14 • Alabama State (11/21/25)

## CAREER HIGHS

Points • 27 • McNeese State (12/12/23)
FG Made • 10 • McNeese State (12/12/23)
FG Attempts • 14 • McNeese State (12/12/23)
3-Pt Made • - -
3-Pt Attempts • - -
FT Made • 7 • McNeese State (12/12/23)
FT Attempt • 14 • McNeese State (12/12/23)
Rebounds • 10 • 2x, Last: Coppin St. (12/20/23)
Assists • 2 • 4x, Last: Texas Southern (12/20/25)
Steals • 2 • 3x, Last: vs. Rice (03/22/24)
Blocks • 4 • Northwestern State (12/17/23)
Minutes • 23 • Texas Southern (11/20/23)

- Transferred to Vanderbilt after two seasons at LSU where she played in 65 games with one start
- Appeared in six NCAA Tournament games and has played in the Elite 8 in each of the last two seasons with the Tigers
- All-SEC Freshman Team (2023-24)
- Five-star recruit and ranked No. 7 in the Class of 2023 and the No. 2 post player by HoopGurlz/espnW
- Won Gold with Team USA at the FIBA U18 World Cup in Argentina ('22)
- Played at The Webb School in Bell Buckle, Tennessee, winning back-to-back state championships as a junior and senior

SUPERLATIVES	'25-26 CAREER	SUPERLATIVES	'25-26 CAREER
10+ POINTS	-- 4	3+ ASSISTS	-- --
15+ POINTS	-- 1	5+ STEALS	-- --
20+ POINTS	-- 1	3+ STEALS	-- --
25+ POINTS	-- 1	2+ BLOCKS	3 10
30+ POINTS	-- --	DOUBLE-DOUBLES	-- 1
40+ POINTS	-- --	LED VANDY IN PTS	-- --
50+ POINTS	-- --	LED VANDY IN REB	-- --
MADE 3+ 3-PT FG	-- --	LED VANDY IN AST	-- --
10+ REBS	-- 2	LED VANDY IN STL	-- --
5+ ASSISTS	-- --	LED VANDY IN BLK	3 3

## GAME-BY-GAME

DATE	OPPONENT	GS	MIN	FGM/A	FG%	3FG/A	3P%	FTM/A	FG%	OFF	DEF	TOT	AVG	PF	AST	T/O	BLK	STL	PTS	AVG
11.3.25	CALIFORNIA	05:30	0-0	.000	0-0	.000	2-2	1.000	2	0	2	2.0	2	0	0	0	0	0	2	2.0
11.10.25	FURMAN	08:21	2-2	1.000	0-0	.000	1-2	.500	0	0	0	1.0	1	2	1	0	1	5	3.5	
11.12.25	AT AUSTIN PEAY	03:00	0-0	.000	0-0	.000	0-2	.000	0	2	2	1.3	1	1	1	1	0	0	2	2.3
11.19.25	AT WESTERN KY.	08:28	2-2	1.000	0-0	.000	1-2	.500	2	3	5	2.3	2	0	1	3	1	5	3.0	
11.21.25	ALABAMA STATE	13:38	1-3	.333	0-0	.000	2-5	.400	0	4	4	2.6	1	0	0	2	0	4	3.2	
11.23.25	TENNESSEE STATE	11:22	2-5	.400	0-0	.000	0-0	.000	1	0	1	2.3	0	2	0	2	1	4	3.3	
11.27.25	VS. OREGON STATE	03:59	0-0	.000	0-0	.000	0-0	.000	0	0	0	2.0	0	0	0	0	0	0	2.9	
11.29.25	VS. BYU																			
12.3.25	VIRGINIA																			
12.15.25	SOUTH FLORIDA	02:14	0-0	.000	0-0	.000	0-0	.000	0	0	0	1.8	0	1	0	0	0	0	2.5	
12.18.25	UALBANY	04:56	0-0	.000	0-0	.000	0-0	.000	0	0	0	1.6	0	0	0	1	0	0	2.2	
12.20.25	TEXAS SOUTHERN	08:32	1-3	.333	0-0	.000	1-1	1.000	2	1	3	1.7	2	2	2	1	0	3	2.3	
12.28.25	STONEHILL	09:05	1-3	.333	0-0	.000	0-0	.000	1	0	1	1.6	1	3	2	1	0	2	2.3	
1.1.26	AT ARKANSAS																			
1.4.26	LSU																			
1.8.26	MISSOURI	02:53	1-1	1.000	0-0	.000	0-0	.000	0	1	1	1.6	0	0	2	0	0	2	2.3	
1.11.26	AT TEXAS A&M																			
1.15.26	AT MISSISSIPPI ST.																			
1.19.26	VS. MICHIGAN																			
1.22.26	AUBURN																			
1.25.26	AT SOUTH CAROLINA																			
1.29.26	AT OLE MISS																			
2.1.26	FLORIDA																			
2.5.26	AT KENTUCKY																			
2.9.26	OKLAHOMA																			
2.12.26	TEXAS																			
2.15.26	AT GEORGIA																			
2.22.26	KENTUCKY																			
2.26.26	ALABAMA																			
3.1.26	AT TENNESSEE																			
TOTAL		0	81:58	10-19	.526	0-0	.000	7-14	.500	8	11	19	1.6	10	11	9	11	3	27	2.3

## CAREER STATS

\*at LSU

YEAR	GP	GS	MIN	AVG	FG	FGA	PCT	3FG	3FGA	3PCT	FT	FTA	PCT	OFF	DEF	TOT	AVG	PF	FO	AST	TO	BLK	STL	PTS	AVG
2023-24*	37	1	416	11.2	60	111	.541	0	0	.000	53	93	.570	47	82	129	3.5	63	0	8	30	30	15	173	4.7
2024-25*	28	0	175	6.3	20	48	.417	0	0	.000	16	33	.485	25	32	57	2.0	39	1	2	12	8	3	56	2.0
2025-26	12	0	82	6.8	10	19	.526	0	0	.000	7	14	.500	8	11	19	1.6	10	0	11	9	11	3	27	2.3
VANDY	12	0	82	6.8	10	19	.526	0	0	.000	7	14	.500	8	11	19	1.6	10	0	11	9	11	3	27	2.3
CAREER	77	1	673	8.7	90	178	.506	0	0	.000	76	140	.543	80	125	205	2.7	112	1	21	51	49	21	256	3.3



# 35 SACHA WASHINGTON

@Sacha\_Washington  
@Sacha\_Washington  
@SachaW33

F • 6-2 • Gr. • Lawrenceville, Ga. • Collins Hill HS

## SEASON HIGHS

Points • 16 • South Florida (12/15/25)
FG Made • 7 • Missouri (01/08/26)
FG Attempts • 12 • vs. California (11/3/25)
3-Pt Made • - - - -
3-Pt Attempt • - - - -
FT Made • 6 • South Florida (12/15/25)
FT Attempt • 8 • at Arkansas (01/01/26)
Rebounds • 16 • Missouri (01/08/26)
Assists • 6 • vs. BYU (11/29/25)
Steals • 4 • vs. California (11/3/25)
Blocks • 3 • at Arkansas (01/01/26)
Minutes • 32 • vs. BYU (11/29/25)

## CAREER HIGHS

Points • 33 • Louisiana Tech (12/03/23)
FG Made • 15 • Louisiana Tech (12/03/23)
FG Attempts • 20 • Louisiana Tech (12/03/23)
3-Pt Made • - -
3-Pt Attempt • 1 • Lipscomb (12/18/22)
FT Made • 10 • Fairfield (11/12/23)
FT Attempt • 16 • Fairfield (11/12/23)
Rebounds • 17 • Fairfield (11/12/23)
Assists • 7 • Fairfield (11/12/23)
Steals • 8 • Louisiana Tech (12/03/23)
Blocks • 6 • Dayton (12/20/23)
Minutes • 40 • Florida (03/07/24)

- Returns to action after missing the 2024-25 season due to a medical condition
- 7th all-time at Vanderbilt in rebounds (861)
- 10th all-time at career blocks at Vandy (127)
- 27th on the program's all-time scoring list with 1,171 points
- Her 861 career rebounds are most among active SEC players
- Only active SEC player to amass over 1,000 pts, 800 reb, and 100 blk
- One of seven active SEC players to score 1,000 career points
- Appeared in 117 games with 90 starts over her five seasons at Vanderbilt
- Leads Vanderbilt with 90 career starts and 26 career double-doubles
- All-SEC freshman team ('22)
- Graduate from Vanderbilt in May 2025 with a Bachelor's Degree in Medicine, Health & Society

SUPERLATIVES	'25-26 CAREER		SUPERLATIVES	'25-26 CAREER	
10+ POINTS	10	59	3+ ASSISTS	3	11
15+ POINTS	2	22	5+ STEALS	- -	2
20+ POINTS	- -	6	3+ STEALS	2	11
25+ POINTS	- -	1	2+ BLOCKS	4	32
30+ POINTS	- -	- -	DOUBLE-DOUBLES	4	26
40+ POINTS	- -	- -	LED VANDY IN PTS	- -	13
50+ POINTS	- -	- -	LED VANDY IN REB	10	63
MADE 3+ 3-PT FG	- -	- -	LED VANDY IN AST	1	6
10+ REBS	5	29	LED VANDY IN STL	2	7
5+ ASSISTS	1	3	LED VANDY IN BLK	6	60

## GAME-BY-GAME

DATE	OPPONENT	GS	MIN	FGM/A	FG%	3FG/A	3P%	FTM/A	FG%	OFF	DEF	TOT	AVG	PF	AST	T/O	BLK	STL	PTS	AVG
11.3.25	CALIFORNIA	*	27:11	5-12	.417	0-0	.000	0-0	.000	5	3	8	8.0	3	2	2	0	4	10	10.0
11.10.25	FURMAN	*	16:30	3-6	.500	0-0	.000	2-2	1.000	1	3	4	6.0	1	0	1	0	1	8	9.0
11.12.25	AT AUSTIN PEAY	*	28:50	4-5	.800	0-0	.000	2-4	.500	3	7	10	7.3	4	0	4	2	3	10	9.3
11.19.25	AT WESTERN KY.	*	22:57	6-9	.667	0-0	.000	1-2	.500	6	1	7	7.3	2	2	1	1	2	13	10.3
11.21.25	ALABAMA STATE	*	16:11	5-11	.455	0-0	.000	1-1	1.000	4	3	7	7.2	2	0	2	2	1	11	10.4
11.23.25	TENNESSEE STATE	*	19:06	6-9	.667	0-0	.000	1-3	.333	5	5	10	7.7	0	3	1	2	0	13	10.8
11.27.25	VS. OREGON STATE	*	14:37	2-6	.333	0-0	.000	0-1	.000	5	1	6	7.4	1	0	0	0	0	4	9.9
11.29.25	VS. BYU	*	31:52	2-7	.286	0-0	.000	3-4	.750	8	4	12	8.0	2	6	1	1	1	7	9.5
12.3.25	VIRGINIA	*	22:01	5-7	.714	0-0	.000	3-4	.750	1	6	7	7.9	3	0	2	0	2	13	9.9
12.15.25	SOUTH FLORIDA	*	23:35	5-9	.556	0-0	.000	6-6	1.000	3	3	6	7.7	0	2	2	1	0	16	10.5
12.18.25	UALBANY	*	15:06	1-1	1.000	0-0	.000	1-2	.500	1	3	4	7.4	2	0	0	1	2	3	9.8
12.20.25	TEXAS SOUTHERN	*	08:29	1-2	.500	0-0	.000	0-0	.000	2	2	4	7.1	2	2	2	0	0	2	9.2
12.28.25	STONEHILL	*	14:54	5-7	.714	0-0	.000	4-4	1.000	2	3	5	6.9	1	1	1	0	3	14	9.5
1.1.26	AT ARKANSAS	*	24:15	5-8	.625	0-0	.000	3-8	.375	10	3	13	7.4	2	1	1	3	1	13	9.8
1.4.26	LSU	*	30:40	2-5	.400	0-0	.000	0-0	.000	4	3	7	7.3	3	2	0	3	3	4	9.4
1.8.26	MISSOURI	*	26:33	7-9	.778	0-0	.000	1-3	.333	8	8	16	7.9	1	2	1	0	0	15	9.8
1.11.26	AT TEXAS A&M	*	18:00	2-4	.500	0-0	.000	3-4	.750	3	5	8	7.9	3	1	1	0	0	7	9.6
1.15.26	AT MISSISSIPPI ST.	*	31:04	4-4	1.000	0-0	.000	1-2	.500	4	3	7	7.8	1	1	3	1	1	9	9.6
1.19.26	VS. MICHIGAN																			
1.22.26	AUBURN																			
1.25.26	AT SOUTH CAROLINA																			
1.29.26	AT OLE MISS																			
2.1.26	FLORIDA																			
2.5.26	AT KENTUCKY																			
2.9.26	OKLAHOMA																			
2.12.26	TEXAS																			
2.15.26	AT GEORGIA																			
2.22.26	KENTUCKY																			
2.26.26	ALABAMA																			
3.1.26	AT TENNESSEE																			
TOTAL		18	391:52	70-121	.579	0-0	.000	32-50	.640	75	66	141	7.8	33	25	25	17	24	172	9.6

## CAREER STATS

YEAR	GP	GS	MIN	AVG	FG	FGA	PCT	3FG	3FGA	3PCT	FT	FTA	PCT	OFF	DEF	TOT	AVG	PF	FO	AST	TO	BLK	STL	PTS	AVG
2021-22	35	8	708	20.2	104	224	.464	0	0	.000	58	85	.682	113	117	230	6.6	87	2	26	57	19	26	266	7.6
2022-23	31	31	798	25.7	136	294	.463	0	1	.000	72	114	.632	91	137	228	7.4	87	5	35	67	45	25	344	11.1
2023-24	33	33	959	29.1	163	310	.526	0	0	.000	72	117	.615	118	144	262	7.9	91	4	44	90	44	52	398	12.1
2024-25	REDSHIRT SEASON DUE TO INJURY																								
2025-26	18	18	392	21.8	70	121	.579	0	0	.000	32	50	.640	75	66	141	7.8	33	0	25	25	17	24	172	9.6
CAREER	117	90	2857	24.4	473	949	.498	0	1	.000	234	366	.639	397	464	861	7.4	298	11	130	239	125	127	1180	10.1













# GAME RECAPS

## GAME 15 #12/11 Vanderbilt vs. #5/5 LSU

	1	2	3	4	TOTAL
	12	16	15	18	<b>61</b>
	15	7	20	23	<b>65</b>

**DATE** Jan. 4, 2026 **SITE** Memorial Gymnasium (Nashville, Tenn.)

**TIPOFF** 4 p.m. **END** 6:05 p.m. **ELAPSED** 2:05  
**ATTENDANCE** 6,576

### GOLDEN DORES

**NASHVILLE, Tenn.** – The No. 12/11-ranked Vanderbilt women's basketball team scored its biggest victory of the Shea Ralph era on Sunday, as the Commodores knocked off No. 5/5 LSU, 65-61, in a defensive battle at Memorial Gymnasium.

Sophomore Mikayla Blakes took over in the fourth quarter to help Vanderbilt collect the come-from-behind victory over the No. 5-ranked team in the nation. The All-American scored 15 of her game-high 32 points in the game's last stanza, shooting 55.6 percent in the frame (5-of-9) with a pair of 3-point field goals over the final 10 minutes.

LSU led 54-52 with 2:20 left to play in the game after a 3-point possession. Blakes went to work from that point, as the Somerset, New Jersey, registered 10 of Vanderbilt's final 13 points to close out the game. Blakes also assisted on the go-ahead 3-pointer from freshman Aubrey Galvan with 2:05 remaining gave the Dores a lead they would never relinquish.

With the victory, the Commodores score their first win over a top-five team under Ralph. The Dores now stand at 15-0 overall and 2-0 in SEC play. It is the first time since the 2008-09 season that Vanderbilt has defeated a team ranked inside the top five in both major college women's basketball polls. The last time it happened was on Feb. 19, 2009, when the Dores posted a 73-70 win over No. 3/3-ranked Auburn at Memorial Gym.

Vanderbilt extends its season-opening winning streak to 15 games, as the 2025-26 team now stands alone for the second-best start in school history. The win over LSU breaks a tie with the 1995-96 team. Only the 1992-93 Final Four team has gotten off to a better start in school history, as that team won its first 17 games of the season.

Blakes scored a game-high 32 points against LSU, as the guard recorded her second-straight 30-point performance to open SEC play. The sophomore played all 40 minutes on Sunday and added a team-best four assists to go along with three steals. It is the third time in her short but illustrious career that Blakes has registered back-to-back games with 30 points; it is the first time this season she has accomplished the feat. Blakes also extends her double-digit scoring streak to 34 games, breaking a tie with assistant coach Ashley Earley for the second-longest streak by a Dore since 1999-00.

Freshman Aubrey Galvan also scored double-digits in the win, as the point guard tallied 14 points and added three steals to her stat line. The Deerfield, Illinois, native hit a career-best four 3-pointers, which included the go-ahead trifecta late in the fourth quarter.

The Commodore defense put on its best performance of the season, as Vandy held the highest-scoring team in the nation to a season-low in points. The Dores held the Tigers to 45 points lower than their season scoring average coming into Sunday. The black and gold forced the No. 5-ranked team in the nation to a season-high 22 turnovers and held the Tigers to their lowest field goal percentage of the season at 43.1 percent.

### BOX SCORE

		Record: 15-0 (2-0)															
NO. Name	Min	FG		3P		FT		Rebounds		Fouls		TP		AS		Blocks	
		MA	BA	MA	BA	MA	BA	OR	TOT	PF	BS	MA	BA	MA	BA	BS	BA
1 Amiya Joyner	F 20:12	2-4	0-0	0-0	0-0	5-5	3-4	4	10	3	0	2	1	1	0	0	2
4 Flashje Johnson	G 18:32	0-4	0-1	0-0	1-2	3-2	2-0	0-0	1	2	0	0	0	1	2	0	0
11 Zakiyah Johnson	G 34:36	4-9	0-0	2-4	5-8	3-8	4-4	10	0	3	1	0	2	6	2	0	6
12 Mikayla Williams	G 35:09	5-11	2-3	0-0	1-7	8-12	2-1	10	6	4	0	0	0	0	0	0	4
23 Mikayla Fulemy	G 34:26	6-15	0-1	1-4	3-4	7-3	3-15	6	5	2	1	0	0	6	2	1	0
13 Katie Koval	G 20:31	3-7	0-0	3-3	6-4	10-4	3-9	0	2	1	0	0	0	5	0	0	5
20 Jack Richard	G 31:53	5-10	1-0	2-2	2-2	2-3	1-1	2	0	1	2	0	0	0	0	2	2
22 Grace Knox	G 24:40	0-0	0-0	0-0	0-1	1-3	0-3	1	2	0	0	0	0	0	0	0	4
Team						3	1	4	0	0	0	0	0	0	0	0	0
Totals		25-58	7-18	13	19	29	48	22	13	61	15	22	6	1	2	4	2

Major Fouls: NONE

		Record: 15-0 (2-0)															
NO. Name	Min	FG		3P		FT		Rebounds		Fouls		TP		AS		Blocks	
		MA	BA	MA	BA	MA	BA	OR	TOT	PF	BS	MA	BA	MA	BA	BS	BA
35 Sacha Washington	F 30:40	2-5	0-0	0-0	4-7	7-3	4-4	2	0	3	3	0	5	0	0	0	5
1 Mikayla Blakes	G 40:00	10-26	3-9	9-12	0-1	1-2	12-29	6	4	6	3	0	1	4	0	1	4
3 Aubrey Galvan	G 33:30	4-18	4-0	2-3	1-2	3-2	2-14	1	1	3	3	0	0	2	0	0	2
13 Justine Pissott	G 27:43	2-7	0-0	0-0	1-1	2-0	6	0	0	0	0	0	0	0	0	0	7
15 Ndakateranga Mwenetanda	G 11:41	1-2	0-1	1-1	0-3	2-2	1	0	0	0	0	0	0	0	0	0	3
2 Jada Brown	G 26:16	1-2	0-0	0-0	1-1	2-2	6	1	4	2	0	0	0	0	0	0	8
14 Aiyana Mitchell	G 27:56	0-0	0-0	2-6	3-2	2-4	2-2	1	4	1	1	0	0	7	0	0	7
8 Ava Black	G 02:14	0-0	0-0	0-0	0-1	1-0	0-0	0	0	0	0	0	0	0	0	0	4
Team						4	5	0	0	0	0	0	0	0	0	0	0
Totals		20-57	10-27	15-26	14	28	13	23	65	12	12	14	4	1	4	1	4

Major Fouls: NONE

		LSU	VANDY
Biggest lead	7 (2 <sup>nd</sup> 3:44)	6 (4 <sup>th</sup> 1:17)	
Best Scoring Run	11 (2 <sup>nd</sup> 3:44)	8 (4 <sup>th</sup> 4:53)	
Lead Changes	10	2	
Times Tied	6	0	
Time with Lead	22:28	12:36	

### INDIVIDUAL LEADERS

Points	Turnovers	Rebounds	Assists	Steals	Blocks

LSU	VANDY
15	15
21	16
21	20

M. Blakes • 32 pts	A. Galvan • 14 pts
--------------------	--------------------

S. Washington • 7 reb	A. Mitchell • 5 reb
-----------------------	---------------------

M. Blakes • 4 ast	3 Players Tied • 2 ast
-------------------	------------------------

A. Mitchell • 4 stl	3 Players Tied • 3 stl
---------------------	------------------------

S. Washington • 3 blk	A. Mitchell • 1 blk
-----------------------	---------------------

Fulwiley/Richard • 13 pts	M. Williams • 12 pts
---------------------------	----------------------



K. Koval • 10 reb	Johnson/Williams • 8 reb
-------------------	--------------------------

Fulwiley/Williams • 6 ast	3 Players Tied • 1 ast
---------------------------	------------------------

Fulwiley/Richard • 2 stl	Johnson/Koval • 1 stl
--------------------------	-----------------------

Fulwiley • 1 blk	
------------------	--

## GAME 16 #7/6 Vanderbilt vs. Missouri

	1	2	3	4	TOTAL
	23	14	16	15	<b>68</b>
	27	21	20	31	<b>99</b>

**DATE** Jan. 8, 2026 **SITE** Memorial Gymnasium (Nashville, Tenn.)

**TIPOFF** 6:30 p.m. **END** 6:05 p.m. **ELAPSED** 1:51  
**ATTENDANCE** 3,141

### DORES STAY HOT

**NASHVILLE, Tenn.** – The No. 7/6 Vanderbilt women's basketball team had all five starters score in double figures, as the Commodores capped the Missouri Tigers, 99-68, at Memorial Gymnasium on Thursday in SEC action.

All five Vandy starters scored 15-plus points in the win over Missouri. It is the first time since at least the 1999-00 season that the Dores have had all five starters score 15-plus points. It is only the second time over the last 26 seasons that an SEC team has accomplished the feat, as Arkansas also had all five starters score 15-plus points against Florida on Jan. 5, 2023.

With the victory, Vanderbilt continues its second-best start in program history, as the Commodores are now 16-0 to open the 2025-26 season. Vandy is 3-0 in SEC play for the first time since the 2023-24 campaign. Only the 1992-93 Final Four team has gotten off to a better start to a season in school history, as that squad won its first 17 contests.

Sophomore Mikayla Blakes led all scorers on Thursday, as the All-American dropped a game-high 20 points in the win. It marks the guard's fifth-straight game with 20-plus points. Blakes also extends her double-digit scoring streak to 35 games, which extends the second-longest streak by a Commodore since 1999-00. The Somerset, New Jersey, native dished out a game-best six assists and had a pair of steals.

Freshman Aubrey Galvan registered a career-high 19 points against the Tigers. The first-year point guard handed out four assists and collected a game-high five steals. The trio of Ndjakalanga Mwenetanda, Justine Pissott and Sacha Washington each had 15 points in the win. Washington also collected her fourth double-double of the season with a 16-rebound, 15-point effort.

Tonight's victory marks the program's first win as a top-10 ranked team since the 2006-07 season. The last time Vandy posted a victory while being ranked in the top 10 came in the 2007 SEC Tournament Championship game, when the then No. 9 Dores posted a 51-45 victory over LSU in Duluth, Georgia, to win the program's fifth SEC Tournament title.

It's Vanderbilt's first win as a top-10 team at Memorial Gym in over 18 years. The last time the Dores posted a victory as a top-10 team came on Dec. 15, 2007, when Vandy knocked off Austin Peay, 84-50.

Both teams traded blows over the first quarter and a half, as Missouri clung to a 35-34 lead after a 3-point field goal at the 3:34 mark of the second stanza. Vanderbilt closed the frame on a 14-2 run to take a double-digit lead into the half at 48-37. Vandy extended its lead throughout the final two quarters, as the Dores led by as many as 36 points before securing the 31-point victory over Missouri.

The Commodores shot 50.6 percent from the floor in the victory. Vanderbilt held a 54-22 edge in points in the paint and won the rebounding battle 43-32. The Dores forced Missouri into 24 turnovers, which Vandy turned into 37 points off turnovers.

### BOX SCORE



		Record: 13-4 (3-0)															
NO. Name	Min	FG		3P		FT		Rebounds		Fouls		TP		AS		Blocks	
		MA	BA	MA	BA	MA	BA	OR	TOT	PF	BS	MA	BA	MA	BA	BS	BA
10 Jordana Resima	F 24:15	1-4	0-1	1-2	1-3	4-4	1-2	3	1	2	0	0	1	22	1	0	0
0 Grace Slaughter	G 35:38	3-7	0-1	6-6	5-5	10-12	4-4	2	2	2	0	0	1	34	1	0	0
1 Shannon Dowell	G 21:21	3-8	0-0	2-3	0-2	2-4	3-8	1	4	2	0	1	1	7	0	0	0
22 Chice Stiles	G 24:43	3-10	2-9	1-1	0-4	4-4	1-4	1	9	4	2	0	0	15	0	0	0
23 Abby Schrecke	G 34:29	2-17	5-14	0-0	0-3	3-2	2-19	0	3	1	2	0	0	25	0	0	0
4 Lisa Thompson	F 17:40	2-6	0-0	0-0	0-1	1-2	1-4	5	4	0	0	0	0	16	0	0	0
11 Jaysia Smith	F 19:50	3-5	2-4	0-0	0-0	1-0	0-8	0	2	1	0	0	0	21	0	0	0
12 Ma'Nya Vincent	F 17:06	1-1	0-0	0-0	2-2	4-4	1-2	1	3	2	0	0	0	9	0	0	0
2 Sarah Tyler	G 02:07	0-0	0-0	0-0	0-0	0-0	0-0	0	0	0	0	0	0	13	0	0	0
55 Reka Toman	G 01:51	1-1	1-1	0-0	0-0	0-0	0-0	0	0	0	0	0	0	0	0	0	0
Team						2	2	4	0	0	0	0	0	2	0	0	0
Totals		34-58	10-32	10-12	10-12	22-22	22-14	18	14	14	8	12	3	31	0	0	0

Major Fouls: NONE

Vanderbilt - 99		Record: 16-0 (3-0)																				
NO	Name	Min	FG		3P		FT		Rebounds		Fouls		TP		AS		Blocks		pts	Shooting By Period		
			MA	BA	MA	BA	MA	BA	OR	TOT	PF	BS	MA	BA	MA	BA	BS	BA		1st	2nd	3rd
35	Sacha Washington	F	26:33	7-9	0-0	1-3	8-8	16-16	1-2	15	2	1	0	0	0	1	27	0	0	27	3PT%: 5-12	45.8%
1	Mikayla Blakes	G	33:42	6-17	3-7	5-5	2-2	4-7	2-20	6	3	2	0	0	0	19	0	0	0	21	5-12	41.7%
3	Aubrey Galvan	G	36:27	8-17	2-11	1-1	0-1	1-1	1-10	4	4	5	0	0	0	40	0	0	0	24	5-12	41.7%
13	Justine Pissott	G	26:04	5-10	3-8	2-4	2-5	7-2	2-15	0	0	0	0	0	0	19	0	0	0	23	5-13	38.5%
15	Ndakateranga Mwenetanda	G	26:17	6-10	1-4	2-2	4-5	1-5	1-15	1	0	3	0	0	0	26	0	0	0	21	3-5	60%
2	Jada Brown	G	22:49	1-3	1-2	0-0	1-1	2-2	1-3	2	0	0	0	0	0	1	28	0	0	0	3-5	60%
14	Aiyana Mitchell	G	13:25	4-7	0-0	0-0	0-2	2-2	0-8	1	1	1	0	0	0	1	1	0	0	1	3-5	60%
32	Aiyah Del Rosario	G	02:53	1-1	0-0	0-0	0-1	1-1	0-0	0	0	0	0	0	0	1	1	0	0	1	3-5	60%
24	Agni Makurat	G	04:52	0-1	0-0	0-0	0-0	0-0	0-0	0	0	0	0	0	0	0	0	0	0	0	13-18	72.2%
4	Ava Black	G	04:16	0-1	0-0	0-0	0-0	0-0	0-0	0	0	0	0	0	0	0	0	0	0	0	13-18	72.2%
1	Monique Williams	G	02:39	1-1	0-0	0-0	0-0	0-0	0-0	0	0	0	0	0	0	0	0	0	0	0	14-14	100%
																				3-5	60%	
																				3-5	60%	
																				3-5	60%	
																				3-5	60%	
																				3-5	60%	
																				3-5	60%	
																				3-5	60%	
																				3-5	60%	
																				3-5	60%	
																				3-5	60%	
																				3-5	60%	
																				3-5	60%	
																				3-5	60%	
																				3-5	60%	
																				3-5	60%	
																				3-5	60%	
																				3-5	60%	
																				3-5	60%	
																				3-5	60%	
																				3-5	60%	
																				3-5	60%	
																				3-5	60%	
																				3-5	60%	
																				3-5	60%	
																				3-5	60%	
																				3-5	60%	
																				3-5	60%	
																				3-5	60%	
																				3-5	60%	
																				3-5	60%	
																				3-5	60%	
																				3-5	60%	
																				3-5	60%	
																				3-5	60%	
																				3-5	60%	
																				3-5	60%	
																				3-5	60%	
																				3-5	60%	
																				3-5	60%	
																				3-5	60%	

GAME RECAPS

GAME 18 #5/5 Vanderbilt at Miss. State

	1	2	3	4	TOTAL
	20	16	30	23	89
	16	19	20	29	84

DATE Jan. 15, 2026 SITE Humphrey Coliseum (Starkville, Miss.)

TIPOFF 5:32 p.m. END 7:26 p.m. ELAPSED 1:54  
ATTENDANCE 4,082

HERSTORY MADE

STARKVILLE, Miss. – The No. 5-ranked Vanderbilt women's basketball team made history on Thursday night, as the Commodores collected an 89-84 victory at Mississippi State to set the school record for the best start to a season, as Vandy is now a perfect 18-0 to open the 2025-26 campaign.

The 18-consecutive victories also mark the longest winning streak at any point in a season in school history. Vanderbilt's 18-straight wins mark the longest active winning streak in the SEC, while it is the third-longest active streak in NCAA Division I.

Vanderbilt now stands at 5-0 in SEC play. The Commodores are off to their first 5-0 start in league play since the 1992-93 campaign.

Sophomore Mikayla Blakes scored a season-high 38 points to lead Vanderbilt to its second-straight win over Mississippi State at Humphrey Coliseum. The guard shot 47.8 percent from the floor (11-of-23) and hit a game-best five 3-pointers. Blakes went a perfect 11-of-11 from the free throw line and dished out a game-best seven assists. The guard extends her SEC-leading double-digit scoring streak to 37 games.

Senior Justine Pissott extended her double-digit scoring streak to three games, as the Toms River, New Jersey, native tallied 12 points by sinking a quartet of 3-point field goals. Junior Ai yana Mitchell had her best performance in an SEC game, as the 6-4 forward scored 10 points and pulled down eight rebounds off the bench. Both establish new personal bests for Mitchell in SEC games.

Vanderbilt broke the game open in the third quarter, as a 21-6 run by the Does turned a 4-point deficit into an 11-point advantage going into the fourth quarter. Vandy had to withstand a late charge from MSU, as the Commodores held on to post a five-point victory.



The Does shot an even 50 percent from the floor, making 30 of their 60 shots. Vandy made 11 3-pointers and went 18-of-20 from the charity stripe. Vandy forced MSU into 12 turnovers and scored 15 points off Bulldog turnovers.

BOX SCORE

Vanderbilt - 89		Record: 18-0 (5-0)															
NO.	Name	Min.	FG m-a	3P m-a	FT m-a	Rebounds off tot	Fouls PF	TP	AS	TO	ST	Blocks BS	pts	Shooting By Period			
55	Sachie Washington	F 31:04	4-8	0-0	1-2	4 3 7	1 4 9	1	13	1	3	1	0	1 <sup>st</sup>	FG%	7-14 50.0%	
1	Mikayla Blakes	G 40:00	11-23	5-12	11-11	1 4 5	2 13 38	7	3	0	0	0	0	3PT%	4-9	44.4%	
3	Aubrey Galvan	G 26:22	3-9	0-4	2-2	0 3 3	3 2 8	5	1	0	0	0	0	FT%	2-2	100%	
13	Justine Pissott	G 38:18	4-8	4-8	0-0	1 4 5	4 0 12	4	2	0	1	0	0	2 <sup>nd</sup>	FG%	6-15 40.0%	
15	Ndikalanga Mwenentanda	G 17:26	2-4	1-2	2-2	0 2 2	1 1 7	0	1	2	1	0	1	3PT%	2-7	28.6%	
14	Aiyana Mitchell	G 23:56	4-6	0-0	2-3	3 5 8	2 4 10	1	1	1	1	1	0	FT%	2-2	100%	
2	Jada Brown	G 20:41	2-4	1-2	0-0	0 0 0	0 1 5	2	2	0	0	0	0	3 <sup>rd</sup>	FG%	9-16 56.3%	
8	Ava Black	G 02:12	0-1	0-1	0-0	0 0 0	0 0 2	0	0	0	0	0	0	SPT%	2-5	40.0%	
Totals		30:40	11-29	18-20	10 23	33	14 24 89	20	13	4	4	0	5	4 <sup>th</sup>	FG%	3-8 37.5%	
Major Fouls: NONE														GM FG%	30-60	50.0%	
														3PT%	11-29	37.9%	
														FT%	18-20	90.0%	
														Dead Ball Rebounds: 1-0			
Mississippi St. - 84		Record: 14-5 (1-4)															
NO.	Name	Min.	FG m-a	3P m-a	FT m-a	Rebounds off tot	Fouls PF	TP	AS	TO	ST	Blocks BS	pts	Shooting By Period			
25	Favoro Nwaedozii	F 18:59	7-10	0-0	0-0	3 3 5	5 2 12	0	2	0	0	0	1	1 <sup>st</sup>	FG%	6-21 28.6%	
33	Kharyssa Richardson	F 27:04	5-11	1-2	2-2	3 1 4	2 4 13	0	1	0	0	1	0	3PT%	2-7	28.6%	
40	Madison Francis	F 35:55	6-10	0-1	3-5	4 4 8	3 5 15	2	3	0	0	0	0	FT%	2-2	100%	
2	Destiny McPhail	G 20:32	2-6	1-4	0-0	1 1 2	1 2 5	1	2	0	0	0	0	2 <sup>nd</sup>	FG%	9-15 53.3%	
4	Trayanna Crisp	G 33:51	2-9	2-6	2-2	1 4 5	2 1 8	7	2	3	0	1	1	SPT%	2-4	50.0%	
5	Chandler Prater	G 28:14	4-10	1-4	1-1	0 1 1	4 1 10	2	1	2	2	0	0	FT%	1-3	33.3%	
10	Jaylen Lamprey	13:26	2-3	2-2	0-0	0 3 3	2 0 6	0	0	0	0	0	0	3 <sup>rd</sup>	FG%	7-11 63.6%	
1	Sarriyah King	23:00	4-7	1-2	4-4	0 3 3	5 2 13	2	1	2	2	0	1	SPT%	2-5	40.0%	
Team			0 1	1 0	0	0	0 0 0	0	0	0	0	0	0	FT%	4-4	100%	
Totals		32:46	18-21	12-14	12 21	33	24 14 84	14	12	10	0 4	5	18	4 <sup>th</sup>	FG%	11-19 57.9%	
Major Fouls: NONE														SPT%	2-5	40.0%	
														FT%	5-5	100%	
														GM FG%	32-66	48.5%	
														3PT%	8-21	38.1%	
														FT%	12-14	85.7%	
														Dead Ball Rebounds: 1-0			

	VANDY	STATE	Points from Turnovers	VANDY	STATE	Period by Period Scoring
Largest lead	13 (4 <sup>th</sup> 9:27)	4 (1 <sup>st</sup> 7:31)	15	17		1st2nd3rd4thTOT
Best Scoring Run	10 (4 <sup>th</sup> 9:27)	9 (4 <sup>th</sup> 4:21)	30	40		VANDY 20 16 30 23 89
Lead Changes	11		Point	6	13	STATE 16 19 20 29 84
Times Tied	8		Second Chance	3	10	
Time with Lead	31:06	05:17	Fast Breaks	15	29	

INDIVIDUAL LEADERS

		
Points	M. Blakes • 38 pts J. Pissott • 12 pts	M. Francis • 15 pts F. Nwaedozii • 14 pts
Rebounds	A. Mitchell • 8 reb S. Washington • 7 reb	M. Francis • 8 reb F. Nwaedozii • 8 reb
Assists	M. Blakes • 7 ast A. Galvan • 5 ast	T. Crisp • 7 ast 3 Players Tied • 2 ast
Steals	N. Mwenentanda • 2 stl Mitchell/Washington • 1 stl	T. Crisp • 3 stl 3 Players Tied • 2 stl
Blocks	4 Players Tied • 1 blk	No Blocks