



VANDERBILT

WOMEN'S BASKETBALL

2025-26 GAME NOTES • GAME 22 • vs #17/17 OLE MISS • 2 P.M. CT

2025-26 SCHEDULE

Overall: 20-1 | SEC: 6-1

Home: 11-0 | Away: 5-1 | Neutral: 4-0

AP Poll: 5 | WBCA Coaches Poll: 6 | NET Ranking: 7

Streak: L-1

OCTOBER (1-0)

27 vs. Memphis^S (Exhibition) Win 104-68

NOVEMBER (8-0)

3 vs. California^A Win 74-65

10 Furman Win 96-48

12 at Austin Peay Win 75-65

19 at Western Kentucky Win 87-49

21 Alabama State Win 92-38

23 Tennessee State Win 99-43

27 vs. Oregon State[%] Win 88-6629 vs. BYU[%] Win 84-71

DECEMBER (5-0)

3 Virginia[#] Win 81-68

15 South Florida Win 87-58

18 UAlbany Win 64-35

20 Texas Southern Win 96-46

28 Stonehill Win 109-50

JANUARY (7-1)

1 at Arkansas* Win 88-71

4 #5/5 LSU* Win 65-61

8 Missouri* Win 99-68

11 at Texas A&M* Win 91-51

15 at Mississippi State* Win 89-84

19 vs. #7/7 Michigan[!] Win 72-69

22 Auburn* Win 81-53

25 at #2/2 South Carolina* Loss 74-103

30 vs #18/18 Ole Miss*^S 6:30 p.m. SEC Network+

FEBRUARY (0-0)

1 Florida* 3 p.m. SEC Network

5 at Kentucky* 6 p.m. SEC Network+

9 Oklahoma* 8 p.m. ESPN2

12 Texas* 6:30 p.m. SEC Network+

15 at Georgia* 11 a.m. SEC Network

22 Kentucky* 2 p.m. SEC Network+

26 Alabama* 6:30 p.m. SEC Network+

MARCH (0-0)

1 at Tennessee* 1 p.m. ESPN

4-8 SEC Tournament TBD TBD

All times Central • Home games in bold • Neutral games in italics

* | SEC game • # | ACC/SEC Challenge

& | Hoops for St. Jude Tip Off Classic (Memphis, Tenn.) • ^ | Qui-Play Paris (Paris, France)

% Paradise Jam (St. Thomas, USVI) • ! | Coretta Scott King Classic (Newark, N.J.)

\$ | Birmingham, Ala.

Rankings: AP/Coaches Poll • All games times and dates are subject to change

GAME 22



#5/6 VANDERBILT (20-1, 6-1 SEC)

vs. #17/17 OLE MISS (17-4, 4-2 SEC)



FRIDAY, JAN. 30

2 p.m. CT



BIRMINGHAM, ALA.

Legacy Arena • 17,654



SEC NETWORK+

Curt Bloom (P-B-P) • Mo Finley (Analyst) • Emily-Grace McWhorter (Sideline)



94.9 THE FAN

Vanderbilt Athletics App • Jake Lyman

STARTING FIVE

>> Fans are invited to attend Friday's game between Vanderbilt and Ole Miss. Admission is free with general seating throughout Legacy Arena. Doors open at 1 p.m. CT.

>> Friday's game was originally scheduled for Thursday night at The Pavilion on the Ole Miss campus. Due to icy conditions in Oxford, Mississippi, the game was moved to Birmingham, Alabama. It will be the first time Vanderbilt has played a neutral-site contest against an SEC team in the regular season since Jan. 4, 1979, when the Commodores defeated Florida, 76-66, in Starkville, Mississippi, at the Lady Bulldog Classic. The last time Vandy faced an SEC team on a neutral court outside of the SEC Tournament came on March 25, 2002, when the Commodores fell to Tennessee in the Elite Eight at the 2002 NCAA Tournament in Ames, Iowa, where the Doers dropped a 68-63 contest.

>> Vanderbilt is off to a 20-1 start to the season, which is tied with the 1992-93 Final Four team for the best start in school history through 21 games. The Commodores also stand at 6-1 in the SEC for the first time since the 2008-09 season.

>> The Commodores are 9-1 in road and neutral site games this season. Vanderbilt is 13-7 in SEC road games since the start of the 2023-24 season. Vandy won a program record six road games in 2023-24. Overall, Vanderbilt is 20-8 in true road games since the 2023-24 campaign.

>> The Doers and Rebels meet for the 58th time in a series dating back to the 1977-78 season. Vanderbilt leads the series 35-22, though Ole Miss has won the last five games against the Commodores. Vandy is 0-5 vs. Mississippi under head coach Shea Ralph, while the Commodores are 6-0 all-time against the Rebels in neutral-site games. The last neutral site game between the two was played on March 2, 2016, in Jacksonville, Florida, where the Doers posted a 74-59 win at the 2016 SEC Tournament.



TEAM COMPARISON

20-1	Overall Record	17-4
6-1	Conf. Record	4-2
7	NET Ranking	18
85.3	Points Per Game	78.3
60.1	Opp. Per Game	56.6
47.6	Field Goal Pct.	44.7
39.7	Opp. Field Goal Pct.	38.7
37.2	3-Point Pct.	27.2
31.1	Opp. 3-Point Pct.	29.3
73.9	Free Throw Pct.	72.1
37.9	Rebounds Per Game	40.8
+4.3	Rebounding Margin	+9.3
20.7	Assists Per Game	15.0
12.9	Turnovers Per Game	13.5
12.3	Steals Per Game	9.0
4.5	Blocks Per Game	5.1

SERIES HISTORY

Games:	57
Vanderbilt Series Record:	35-22
Games in Nashville:	20-5
Games in Oxford, Miss.:	9-15
Neutral Site Games:	6-0
First Meeting:	Feb. 6, 1978 in Nashville Ole Miss, 64-85
Last Meeting:	Feb. 2, 2025 in Nashville Ole Miss, 76-61
Last Win:	Feb. 9, 2020 in Nashville, 63-47
Last Loss:	Feb. 2, 2025 in Nashville Ole Miss, 76-61
Last Home Win:	Feb. 9, 2020, 63-47
Last Road Win:	Feb. 1, 2018, 75-72
Last Neutral Win:	March 2, 2016 in Jacksonville, Fla., 74-59
Last Home Loss:	Feb. 2, 2025, 61-76
Last Road Loss:	Jan. 9, 2025, 59-87
Last Neutral Loss:	Never
vs. Ole Miss under Ralph:	0-5
Current Vanderbilt Series Streak:	L-5

LAST FIVE GAMES

Date	Location	Vandy Result	Score
02.02.25	Nashville	L	61-76
01.09.25	Oxford	L	59-87
02.01.24	Nashville	L	61-67
01.05.23	Oxford	L	53-74
02.20.22	Nashville	L	47-57

PROJECTED STARTERS

1

MIKAYLA BLAKESG • 5-8 • So.
Somerset, N.J.
Rutgers Prep HSPoints • 24.7
FG% • 45.1
3P FG% • 31.6
Boards • 3.8
Assists • 4.5
Steals • 3.1

3

AUBREY GALVANG • 5-6 • Fr.
Deerfield, Ill.
Wilmette Loyola AcademyPoints • 11.5
FG% • 39.8
3P FG% • 32.8
Assists • 6.3
Ast/TO • 2.4
Steals • 3.0

13

JUSTINE PISSOTTG/F • 6-4 • Sr.
Toms River, N.J.
TennesseePoints • 11.5
FG% • 44.3
3P FG% • 43.4
3P FG PG • 3.0
Boards • 4.4
Assists • 2.7

15

NDJAKALENGA MWENENTANDAG/F • 6-2 • Gr.
Sioux Falls, S.D.
TexasPoints • 7.9
FG% • 51.3
3P FG% • 39.0
FT% • 86.1
Boards • 3.1
Ast/TO • 1.2

35

SACHA WASHINGTONF • 6-2 • Gr.
Lawrenceville, Ga.
Collins Hill HSPoints • 9.7
FG% • 58.5
Boards • 7.8
Off. Boards • 4.0
Assists • 1.5
Steals • 1.2



PRONUNCIATION

JADA BROWN

Jay-Duh

AALYAH DEL ROSARIO

Ah-Lee-Uh • Dell Row-zar-E-O

AUBREY GALVAN

GAL-VAN

AGA MAKURAT

Ah-gah • Mock-eww-Rah

AIYANA MITCHELL

Eye-on-Uh

NDJAKALENGA MWENENTANDA

Jack-Uh-LANG-Uh • MWEN-N-Tawn-duh

JUSTINE PISSOTT

Jus-Teen • PUH-sot

SACHA WASHINGTON

Sah-SHUH

MONIQUE WILLIAMS

Mo-NEEK

ROSTER BREAKDOWN

CLASS

GRADUATE (2): Ndjakalenga Mwenentanda, Sacha Washington

SENIOR (2): Jada Brown, Justine Pissott

JUNIOR (4): Aalyah Del Rosario, Madison Greene, Aga Makurat, Aiyana Mitchell

SOPHOMORE (2): Mikayla Blakes, Trinity Wilson

FRESHMAN (3): Ava Black, Aubrey Galvan, Monique Williams

POSITION

CENTER (1): Aalyah Del Rosario

FORWARD (5): Aiyana Mitchell, Justine Pissott, Sacha Washington, Monique Williams, Trinity Wilson

GUARD (8): Ava Black, Mikayla Blakes, Jada Brown, Aubrey Galvan, Madison Greene, Aga Makurat, Ndjakalenga Mwenentanda, Justine Pissott

HOME STATE/COUNTRY

NEW JERSEY (2): MIKAYLA BLAKES, JUSTINE PISSOTT

ARKANSAS (1): JADA BROWN

AUSTRALIA (1): MONIQUE WILLIAMS

COLORADO (1): AIYANA MITCHELL

DOMINICAN REPUBLIC (1): AALYAH DEL ROSARIO

GEORGIA (1): SACHA WASHINGTON

ILLINOIS (1): AUBREY GALVAN

MINNESOTA (1): TRINITY WILSON

NEW HAMPSHIRE (1): AVA BLACK

OHIO (1): MADISON GREENE

POLAND (1): AGA MAKURAT

SOUTH DAKOTA (1): NDJAKALENGA MWENENTANDA



FRONT ROW (L-R) JUSTINE PISSOTT, MIKAYLA BLAKES, SACHA WASHINGTON, JADA BROWN, AUBREY GALVAN, AGA MAKURAT
BACK ROW (L-R) AVA BLACK, NDJAKALENGA MWENENTANDA, MONIQUE WILLIAMS, AALYAH DEL ROSARIO, AIYANA MITCHELL, TRINITY WILSON, MADISON GREENE

2025-26 ROSTER

No.	Name	POS	HT	YR	EXP	Hometown (Previous School)
1	Mikayla Blakes	G	5-8	So.	1V	Somerset, N.J. (Rutgers Prep)
2	Jada Brown	G	5-8	Sr.	3V	Bentonville, Ark. (Bentonville HS)
3	Aubrey Galvan	G	5-6	Fr.	HS	Deerfield, Ill. (Wilmette Loyola Academy)
4	Madison Greene	G	5-6	Jr.	2V	Columbus, Ohio (Pickerington Central HS)
8	Ava Black	G	5-11	Fr.	HS	Auburn, N.H. (Tabor Academy (Mass.))
11	Monique Williams	F	6-3	Fr.	HS	Perth, Australia (Willeton Senior HS)
13	Justine Pissott	G/F	6-4	Sr.	2V	Toms River, N.J. (Tennessee)
14	Aiyana Mitchell	F	6-4	Jr.	2V	Colorado Springs, Colo. (Fountain-Fort Carson HS)
15	Ndjakalenga Mwenentanda	G	6-2	Gr.	TR	Sioux Falls, S.D. (Texas)
24	Aga Makurat	G	6-3	Jr.	2V	Sierakowice, Poland (Sopocka Akademia Tenisowa)
30	Trinity Wilson	F	6-3	So.	1V	Lakeville, Minn. (Lakeville North HS)
32	Aalyah Del Rosario	C	6-6	Jr.	TR	Santo Domingo, D.R. (LSU)
35	Sacha Washington	F	6-2	Gr.	3V	Lawrenceville, Ga. (Collins Hill HS)

COACHING STAFF

HEAD COACH: Shea Ralph • 5th Season • UConn '01

ASSOCIATE HEAD COACH: Tom Garrick • 5th Season • Rhode Island '88

ASSISTANT COACH/RECRUITING COORDINATOR: Ashley Earley • 5th Season • Vanderbilt '05

ASSISTANT COACH/RECRUITING COORDINATOR: Kevin DeMille • 5th Season • UConn '13

ASSISTANT COACH/AST. DIRECTOR OF OPERATIONS: Eric Mundinger • 4th Season • Memphis '20

ASSISTANT COACH: Kaili McLaren • 1st Season • UConn '10

SEC STANDINGS (AS OF JAN. 28)

Team	SEC	Overall	Streak
17/17 Tennessee	6-0	14-3	W-7
2/2 South Carolina	6-1	20-2	W-1
5/4 Vanderbilt	6-1	20-1	L-1
6/6 LSU	5-2	19-2	W-5
4/5 Texas	4-2	19-2	W-1
17/17 Ole Miss	4-2	17-4	W-1
18/12 Kentucky	4-3	17-4	L-2
23/23 Alabama	3-3	17-3	L-2
Georgia (RV/RV)	3-3	17-3	W-2
16/16 Oklahoma	3-3	15-4	W-1
Mississippi State (--/RV)	2-4	15-5	W-1
Auburn	2-4	13-7	L-1
Texas A&M	1-5	8-7	L-3
Florida	1-5	13-8	W-1
Missouri	1-6	13-9	L-2
Arkansas	0-6	11-10	L-7

POLLS

Associated Press Top 25 Week 12

- | | |
|----------------------|----------------------|
| 1) UConn (31) | 14) Baylor |
| 2) UCLA | 15) Tennessee* |
| 3) South Carolina* | 16) Maryland |
| 4) Texas* | 17) Ole Miss* |
| 5) VANDERBILT | 18) Kentucky* |
| 6) LSU* | 19) Princeton |
| 7) Louisville | 20) Duke |
| 8) Iowa | 21) Texas Tech |
| 9) Michigan* | 22) West Virginia |
| 10) Oklahoma* | 23) Georgia* |
| 11) Ohio State | 24) Alabama* |
| 12) TCU | 25) Washington |
| 13) Michigan State | *Vanderbilt Opponent |

Received Votes: North Carolina, Rhode Island, Nebraska, Minnesota, NC State, Illinois, Fairfield, Oklahoma State

WBCA/USA Today Coaches Top 25 Week 13

- | | |
|----------------------|----------------------|
| 1) UConn (31) | 14) Baylor |
| 2) UCLA | 15) Tennessee* |
| 3) South Carolina* | 16) Maryland |
| 4) Texas* | 17) Ole Miss* |
| 5) LSU* | 18) Kentucky* |
| 6) VANDERBILT | 19) Princeton* |
| 7) Louisville | 20) Texas Tech |
| 8) Iowa | 21) West Virginia |
| 9) Michigan* | 22) Alabama* |
| 10) TCU | 23) North Carolina |
| 11) Oklahoma* | 24) Washington |
| 12) Ohio State | 25) Georgia |
| 13) Michigan State | *Vanderbilt Opponent |

Received Votes: Duke, Iowa State, Oklahoma State, Rhode Island, Nebraska, Minnesota, Illinois





TV/RADIO ROSTER



1 MIKAYLA BLAKES
G // 5-8 // So.
Somerset, N.J.
Rutgers Prep HS



2 JADA BROWN
G // 5-8 // Sr.
Bentonville, Ark.
Bentonville HS



3 AUBREY GALVAN
G // 5-6 // Fr.
Deerfield, Ill.
Wilmette Loyola Academy



4 MADISON GREENE
G // 5-6 // Jr.
Columbus, Ohio
Pickerington Central HS



8 AVA BLACK
F // 5-11 // Fr.
Auburn, N.H.
Tabor Academy (Mass.)



11 MONIQUE WILLIAMS
F // 6-3 // Fr.
Perth, Australia
Wilton Senior HS



13 JUSTINE PISSOTT
G/F // 6-4 // Sr.
Toms River, N.J.
Tennessee
Red Bank Catholic HS



14 AIYANA MITCHELL
F // 6-4 // Jr.
Colorado Springs, Colo.
Fountain-Fort Carson HS



15 NDJAKALENGA MWENENTANDA
G // 6-2 // Gr.
Sioux Falls, S.D.
Texas
Washington HS



24 AGA MAKURAT
G // 6-2 // Jr.
Sierakowice, Poland
Sopocka Akademia
Tenisowa



30 TRINITY WILSON
F // 6-3 // So.
Lakeville, Minn.
Lakeville North HS



32 AALYAH DEL ROSARIO
C // 6-6 // Jr.
Santo Domingo, D.R.
LSU
The Webb School (Tenn.)



35 SACHA WASHINGTON
F // 6-2 // Gr.
Lawrenceville, Ga.
Collins Hill HS


COACHING STAFF




SHEA RALPH
Head Coach
5th Season




TOM GARRICK
Associate Head Coach
5th Season



ASHLEY EARLEY
Assistant Coach
5th Season



KEVIN DeMILLE
Assistant Coach
5th Season



ERIC MUNDINGER
Assistant Coach
4th Season



KAILI McLAREN
Assistant Coach
1st Season





VANDERBILT WBB QUICK FACTS

HOME ARENA: MEMORIAL GYMNASIUM (14,316)
2024-25 RECORD: 22-11 (.667)
2024-25 SEC RECORD: 8-8 (.500)
POSTSEASON: 0-1 (NCAA FIRST ROUND)
LETTERWINNERS RETURNING/LOST: 8/5
STARTERS RETURNING/LOST: 1/4
NEWCOMERS: 5

THE UNIVERSITY

LOCATION: NASHVILLE, TENN.
UNDERGRADUATE ENROLLMENT: 7,366
TOTAL ENROLLMENT: 13,670
AFFILIATION: NCAA DIVISION I
CONFERENCE: SOUTHEASTERN (SEC)
MASCOT: COMMODORES
COLORS: BLACK & GOLD
CHANCELLOR: DANIEL DIERMEIER
DIRECTOR OF ATHLETICS: CANDICE STOREY LEE
FACULTY ATHLETICS REP: TRACE WILGUS

VANDERBILT WBB STAFF

HEAD COACH: SHEA RALPH • 5TH SEASON
ASSOCIATE HEAD COACH: TOM GARRICK • 5TH SEASON
ASSISTANT COACH/RECRUITING COORD.: ASHLEY EARLEY • 5TH SEASON
ASSISTANT COACH/RECRUITING COORD.: KEVIN DEMILLE • 5TH SEASON
AST. COACH/AST. DIR. OF OPS: ERIC MUNDINGER • 4TH SEASON
ASSISTANT COACH: KAILI MCLAREN • 1ST SEASON
CHIEF OF STAFF/EXECUTIVE DIR. OF OPS: CHRIS BRANN • 5TH SEASON
DIR. OF INTERNAL OPS/ON-CAMPUS RECRUITING COORD.: KOKO NELSON • 5TH SEASON
DIRECTOR OF STRENGTH & CONDITIONING: JENA READY • 2ND SEASON
SENIOR ASSO. ATHLETIC TRAINER: ALLISON SHEPHERD • 5TH SEASON
DIRECTOR OF CREATIVE CONTENT: LEAH DUSTERHOFT • 5TH SEASON
DIR. OF SPECIAL PROJECTS & ATHLETIC CULTURE: WONNE HAWKINS • 2ND SEASON
DIRECTOR OF PLAYER DEVELOPMENT: JORDYN OLIVER • 1ST SEASON
VIDEO COORDINATOR: JT OREM • 2ND SEASON
DIRECTOR OF STUDENT SERVICES: BRITTON LAGEORGE • 9TH SEASON
SPORTS INFORMATION DIRECTOR: CHRIS CASKEY • 3RD SEASON

PROGRAM HISTORY

ALL-TIME RECORD: 928-556 (.625)
ALL-TIME SEC RECORD: 279-282 (.498)
ALL-TIME SEC TOURNAMENT RECORD: 50-39 (.562)
SEC TOURNAMENT TITLES: 6 ('93, '95, '02, '04, '07, '09)
NCAA TOURNAMENT APPEARANCES: 29
NCAA TOURNAMENT RECORD: 40-29 (.560)
LAST NCAA TOURNAMENT APPEARANCE: 2025
LAST POSTSEASON APPEARANCE: 2025 (NCAA)
RECORD UNDER SHEA RALPH: 93-60 (.608)
SEC RECORD UNDER RALPH: 30-41 (.423)
SEC TOURNAMENT RECORD UNDER RALPH: 1-3 (.250)
NCAA TOURNAMENT RECORD UNDER RALPH: 1-2 (.333)
POSTSEASON RECORD UNDER RALPH: 3-3 (2 NCAA, 1 WNIT)

SOCIAL MEDIA

FACEBOOK: /VANDYWBB
INSTAGRAM: @VANDYWBB
TIKTOK: @VANDYWBB
X/TWITTER: @VANDYWBB
WEBSITE: VUCOMMODORES.com

DORE NOTES

GAME COVERAGE

Friday's contest streams on SEC Network+ in the ESPN app at 2 p.m. CT with Curt Bloom and Mo Finley on the call and Emily-Grace McWhorter doing sideline reporting. Fans can listen to Jake Lyman locally on 94.9 The Fan and the Vanderbilt Commodores app outside of Nashville.

NATIONAL RANKINGS

The Commodores came in at No. 5 in the Associated Press top 25 and No. 6 in the USA Today/WBCA Coaches poll this week. This season marks the first time since the 2001-02 season that the Dorens have been ranked in the top 10 in both major college women's basketball polls.

NET RANKING

Vanderbilt holds a NET ranking of seven heading into the weekend. Vandy has collected three Quad 1 wins, three Quad 2 victories and five Quad 3 wins through the first 19 games this season.

The Dorens opened the season at No. 12 in the first NET rankings of the 2025-26 season. The NET is an evaluation tool used by the NCAA Selection Committee to determine seeding and bids.

TOUGH STRETCH

Friday's contest marks the second-straight game that Vanderbilt will face a top-25 team. The Commodores are set to face a team placed inside the top 25 currently in eight of its nine final games to close out the 2025-26 season. Vandy is 2-1 in top-25 games this season, with wins over No. 5/5 LSU (65-61) and No. 7/7 Michigan (72-69).

JADA BROWN FROM DOWNTOWN

Senior Jada Brown has been a spark plug in a reserve role for Vandy this season, as she has hit a team-best 20 3-point field goals off the bench. Brown had made at least one 3-pointer in each of her last eight games coming off the bench. The Bentonville, Arkansas, native is averaging a career-best 4.4 points per game this season and has scored in 10-straight games.

BLAKES' SCORING STREAK

Sophomore Mikayla Blakes heads into Sunday riding a 40-game double-digit scoring streak. It is the second-longest streak by a Commodore since 1999-00. Only Vanderbilt's all-time leading scorer, Chantelle Anderson, has had a longer streak, as she registered 52-straight games with 10-plus points during the 2001-02 and 2002-03 seasons.

Blakes currently holds the third-longest active double-digit scoring streak in NCAA Division I, while it is the longest active streak in the SEC.

NDJAKALENGA LIGHTS UP FROM DEEP

Graduate Ndjakalenga Mwenentanda has found her stroke from behind the arc to begin her lone season as a Commodore, as the Texas transfer is shooting a career-best 39.0 percent (16-of-41) on 3-point field goals. The 6-2 guard has made 16 3-pointers in nine games this season after only making seven during her entire 103-game career at Texas. Recently, Mwenentanda hit a career-high three 3-point field goals at No. 2/2 South Carolina.

SEEKING ANOTHER TOP-25 WIN

Vanderbilt is looking for its third win over a top-25 team this season. The Commodores previously beat No. 5/5 LSU, 65-61, on Jan. 4, and No. 7/7 Michigan, 72-69, at the Coretta Scott King Classic in Newark, New Jersey.

ROAD WARRIORS

The Commodores are 9-1 in road and neutral site games this season. Vanderbilt is 13-7 in SEC road games since the start of the 2023-24 season. Vandy won a program record six road games in 2023-24. Overall, Vanderbilt is 20-8 in true road games since the 2023-24 campaign.





DORE NOTES

JUSTINE'S NOT JUST A SHOOTER

Though known for her sharp-shooting ability, senior Justine Pissott has shown that she is much more than that this season. In the win over Michigan, Pissott paced the Dorees in rebounds (8), assists (5) and blocks (2). The 6-4 guard has led the Dorees in blocked shots in each of the last six games, while Pissott has led the Commodores in rebounds and assists in three different games each this season.

ELITE SCORER

Sophomore Mikayla Blakes' career scoring average of 23.8 points per game is not only tops among all active SEC players, but with Southern Cal's JuJu Watkins missing this season due to injury, the Vanderbilt guard currently holds the highest career scoring average amongst all active NCAA Division I players.

Earlier this season, the Somerset, New Jersey, native recently became the fastest SEC player to score 1,000 points in the NCAA Division I era, accomplishing the feat in 42 games. Blakes is one of nine NCAA Division I players since 1981-82 to score 1,000 points in 42 games or fewer.

WASHINGTON BREAKS INTO THE TOP 10

Graduate Sacha Washington recently broke into the top 10 in school history in both career rebound and blocks. Washington currently is fifth on Vanderbilt's all-time rebounding (884) list and 10th blocks (125) lists.

The 6-2 forward leads all active SEC players in rebounds, while she is the only active SEC player to amass over 1,000 points, 800 rebounds and 100 blocks in their career.

ONE OF THE NATION'S BEST SCORERS

Sophomore Mikayla Blakes leads the SEC in scoring at 24.7 points per game, as average that also ranks third-best nationally. In SEC play, Blakes is putting up 27.6 points per game through her seven league games.

The 5-8 guard scored a season-high 38 points at Mississippi State last Thursday. The sophomore recorded a game-high 32 points in the win over No. 5/5 LSU on Jan. 4. Blakes has 25-plus points in 10 games this season, while she has tallied 30-plus points in a contest five times in 2025-26.

GAME-BY-GAME STARTERS

Team	G	G	G	F	F	Result
vs. California	Galvan	Blakes	Mwenentanda	Pissott	Washington	W, 74-65
Furman	Galvan	Blakes	Mwenentanda	Pissott	Washington	W, 96-48
at Austin Peay	Galvan	Blakes	Mwenentanda	Pissott	Washington	W, 75-65
at Western Ky.	Galvan	Blakes	Mwenentanda	Pissott	Washington	W, 87-49
Alabama State	Galvan	Blakes	Mwenentanda	Pissott	Washington	W, 92-38
Tennessee State	Galvan	Blakes	Mwenentanda	Pissott	Washington	W, 99-43
vs. Oregon State	Galvan	Blakes	Mwenentanda	Pissott	Washington	W, 88-66
vs. BYU	Galvan	Blakes	Mwenentanda	Pissott	Washington	W, 84-71
Virginia	Galvan	Blakes	Mwenentanda	Pissott	Washington	W, 81-68
South Florida	Galvan	Blakes	Mwenentanda	Pissott	Washington	W, 87-58
UAlbany	Galvan	Blakes	Mwenentanda	Pissott	Washington	W, 64-35
Texas Southern	Galvan	Blakes	Mwenentanda	Pissott	Washington	W, 96-46
Stonehill	Galvan	Blakes	Mwenentanda	Pissott	Washington	W, 109-50
at Arkansas	Galvan	Blakes	Mwenentanda	Pissott	Washington	W, 88-71
at No. 5/5 LSU	Galvan	Blakes	Mwenentanda	Pissott	Washington	W, 65-61
Missouri	Galvan	Blakes	Mwenentanda	Pissott	Washington	W, 99-68
at Texas A&M	Galvan	Blakes	Mwenentanda	Pissott	Washington	W, 91-51
at Mississippi State	Galvan	Blakes	Mwenentanda	Pissott	Washington	W, 89-84
vs. Michigan	Galvan	Blakes	Mwenentanda	Pissott	Washington	W, 72-69
Auburn	Galvan	Blakes	Mwenentanda	Pissott	Washington	W, 81-53
at South Carolina	Galvan	Blakes	Mwenentanda	Pissott	Washington	L, 74-103

LINEUP RECORDS

Galvan/Blakes/Mwenentanda/Pissott/Washington 20-1

STAT SUPERLATIVES

MOST GAMES PLAYED

124 • NDJAKALENGA MWENENTANDA*

MOST GAMES PLAYED AT VANDERBILT

120 • SACHA WASHINGTON

MOST GAMES STARTED

93 • SACHA WASHINGTON

MOST GAMES STARTED AT VANDERBILT

93 • SACHA WASHINGTON

MOST CONSECUTIVE GAMES PLAYED

55 • AIYANA MITCHELL

MOST CONSECUTIVE GAMES STARTED

26 • MIKAYLA BLAKES

GAMES W/ DOUBLE-DIGIT POINTS

	2025-26 CAREER	
MIKAYLA BLAKES	21	53
JUSTINE PISSOTT*	13	22
AUBREY GALVAN	13	13
SACHA WASHINGTON	11	60
NDJAKALENGA MWENENTANDA*	7	25
AIYANA MITCHELL	7	9
AGA MAKURAT	2	6
JADA BROWN	2	4
AVA BLACK	1	1
MADISON GREENE	--	13
AALYAH DEL ROSARIO*	--	4

20-PLUS POINT GAMES 2025-26 CAREER

MIKAYLA BLAKES	16	37
JUSTINE PISSOTT	2	2
AGA MAKURAT	1	1
AUBREY GALVAN	1	1
SACHA WASHINGTON	--	6
MADISON GREENE	--	1
AALYAH DEL ROSARIO*	--	1

30-PLUS POINT GAMES 2025-26 CAREER

MIKAYLA BLAKES	5	10
SACHA WASHINGTON	--	1

40-PLUS POINT GAMES 2025-26 CAREER

MIKAYLA BLAKES	--	2
----------------	----	---

50-PLUS POINT GAMES 2025-26 CAREER

MIKAYLA BLAKES	--	2
----------------	----	---

GAMES W/ DOUBLE-DIGIT REBOUNDS

	2025-26 CAREER	
SACHA WASHINGTON	6	33
AIYANA MITCHELL	2	2
MIKAYLA BLAKES	1	1
JUSTINE PISSOTT	1	1
AALYAH DEL ROSARIO*	--	2
NDJAKALENGA MWENENTANDA*	--	1

DOUBLE-DOUBLES 2025-26 CAREER

SACHA WASHINGTON	5	27
AUBREY GALVAN	2	2
MIKAYLA BLAKES	1	1
AIYANA MITCHELL	1	1
JUSTINE PISSOTT	1	1
AALYAH DEL ROSARIO*	--	1
NDJAKALENGA MWENENTANDA*	--	1

CURRENT DOUBLE-DIGIT SCORING STREAK

40 • MIKAYLA BLAKES

CONSECUTIVE GAMES W/ MADE 3-POINTER

22 • JUSTINE PISSOTT

CONSECUTIVE GAMES W/ AN ASSIST

37 • MIKAYLA BLAKES

CONSECUTIVE GAMES W/ A STEAL

3 • M. BLAKES/J. BROWN/A. GALVAN

CONSECUTIVE GAMES W/ A BLOCK

6 • JUSTINE PISSOTT

* PLAYED AT ANOTHER SCHOOL



PLAYER QUICK NOTES



30 • TRINITY WILSON

F • 6-3 • So. • Lakeville, Minn. (Lakeville North HS)
Human & Organizational Development

	GP-GS	MIN/G	FG%	3FG%	FT%	R/G	A/G	STL	BLK	PTS/G
25-26	5-0	3.4	1.000	.000	.500	0.6	0.2	0.4	0.0	1.0
CAREER	17-0	4.3	.409	.000	.444	1.1	0.5	0.1	0.1	1.3

- Made season debut vs. Furman (11/10)
- Played in five games, all off the bench,
- Scored career-best 6 pts vs. West Ga. (12/21/24)
- Fourth player from Minnesota in program history and first since 2016-17

TOP GAMES

'25-26 SEASON	CAREER
PTS 2 • 2x, Last: Stonehill (12/28/25)	PTS 6 • West Georgia (12/21/24)
REB 2 • Texas Southern (12/20/25)	REB 5 (2x) • Last: APSU (11/8/24)
AST 1 • Texas Southern (12/20/25)	AST 1 (6x) • Last: Tx South (12/20/25)



32 • AALYAH DEL ROSARIO

C • 6-6 • Jr. • Santo Domingo, D.R. (LSU)
Undeclared • (Ah-LEE-UH)

	GP-GS	MIN/G	FG%	3FG%	FT%	R/G	A/G	STL	BLK	PTS/G
25-26	13-0	6.5	.526	.000	.500	1.5	0.8	0.2	0.8	2.1
CAREER	78-1	8.7	.506	.000	.543	2.6	0.3	0.3	0.6	3.3

- Transferred to Vanderbilt after two seasons at LSU
- Played in 65 games with one start with the Tigers
- Appeared in six NCAA Tournament games and has played in the Elite 8 in each of the last two seasons with the Tigers
- First player from Dominican Republic in program history

TOP GAMES

'25-26 SEASON	CAREER
PTS 5 • 2x, Last: at WKU (11/19/25)	PTS 27 • McNeese St. (12/12/23)
REB 5 • Alabama State (11/21/25)	REB 10 (2x) • Last: Coppin St. (12/20/23)
AST 2 • 3x, Last: Tx South (12/20/25)	AST 2 • 4x, Last: Tx South (12/20/25)



35 • SACHA WASHINGTON

F • 6-2 • Gr. • Lawrenceville, Ga. (Collins Hill HS)
Human & Organizational Development • (Sah-SHUH)

	GP-GS	MIN/G	FG%	3FG%	FT%	R/G	A/G	STL	BLK	PTS/G
25-26	21-21	22.1	.585	.000	.667	7.8	1.5	1.2	0.8	9.7
CAREER	120-93	24.4	.501	.000	.643	7.4	1.1	1.1	1.0	10.1

- Leads team in rebounding (8.0 rpg)
- Active SEC leader in career rebounds w/ 879
- Only active SEC player w/ over 1,000 pts, 800 reb. and 100 blocks in their career
- One of seven active SEC players w/ 1,000-plus career points
- Ranks 5th All-Time at VU in Reb (879) & 10th in blks (125)
- Ranks 27th in school history w/ 1,207 pts
- Has 27 career double-doubles

TOP GAMES

'25-26 SEASON	CAREER
PTS 18 • Auburn (01/22/26)	PTS 33 • vs. La. Tech (12/03/22)
REB 16 • Missouri (01/08/26)	REB 17 • Fairfield (11/12/23)
AST 6 • vs. BYU (11/29/25)	AST 7 • Fairfield (11/12/23)



HC • SHEA RALPH

Fifth Season • UConn '01
7-Time NCAA National Champion • 2000 NCAA Final Four MOP

- 93-60 overall record through five seasons at Vanderbilt
- Led the Commodores to each of the last two NCAA Tournaments, marking the first time Vanderbilt has earned consecutive March Madness bids since going to 15-straight from 1999-2014
- First Vanderbilt women's coach to defeat Tennessee twice in the same season (2024-25)
- Guided Vanderbilt to its first NCAA Tournament bid since the 2014 NCAA Tournament in 2023-24 and posted the Dores' first NCAA Tournament victory since 2013
- Posted the largest win improvement from one season to next in school history during the 2023-24 season, as Vandy's 23 victories marked an 11-win improvement from 2022-23
- Guided Vandy to a school record six SEC road wins in '23-'24
- Six players have earned All-SEC honors under Ralph

RALPH COACHING CAREER AT VANDERBILT

SEASON	OVERALL	SEC	SEC FINISH	POSTSEASON
2021-22	16-19	4-12	T-12th	WNIT, Sweet 16
2022-23	12-19	3-13	12th	--
2023-24	23-10	9-7	6th	NCAA, 1st Rd
2024-25	22-11	8-8	T-8th	NCAA, 1st Rd
2025-26	20-1	6-1	--	
TOTAL	93-60	30-41		2 NCAA, 1 WNIT

DORE NOTES

SHOWING RANGE

Vanderbilt ranks fifth in the nation in 3-pointers made per game at 9.9, while its 37.2 percent 3-point field goal percentage is 13th-best in the country. The Commodores made a school-record 18 3-point field goals in the win over Texas Southern on Dec. 20. Senior Justine Pissott made a personal-best seven shots from behind the arc against the Lady Tigers, which ties her for fifth-most in school history.

COLLECTING MULTIPLE TOP-10 WINS

Vanderbilt's 72-69 win over No. 7/7 Michigan marked the team's second victory over a top-10 team this season. It is the first time since the 2008-09 season that Vandy has knocked off multiple top-10 teams in the same season, as it happened four times in the 2008-09 season.

BALANCED SCORING

Vanderbilt has had three or more players score double-digit points in 19 of its 21 games to open the 2025-26 season. Recently, the Commodores had four players record double-figure points in the Jan. 22 win over Auburn.

HOT STARTS

A total of four Vandy upperclassmen are off to career-best starts to open the 2025-26 campaign. Senior Justine Pissott (11.7 ppg), junior Aiyana Mitchell (7.7 ppg), graduate Ndjakalenga Mwenentanda (7.9 ppg) and senior Jada Brown (4.4 ppg) are all posting career-high scoring averages through the first 21 games of the season.

TALL DORES

Vanderbilt has eight players who are 6-2 or taller on its 2025-25 season, with the tallest player being 6-6 center Aalyah Del Rosario. The 2025-26 Commodores hold an average height of 6-1, a growth spurt of four inches compared to their team average height of 5-10 from a season ago.

The increase in height on the roster has allowed the Dores to rank 45th in the NCAA in blocks per game at 4.5. Junior Aiyana Mitchell is 11th in the SEC in blocks with 25, while her 1.19 blocks per game is 12th-best in the conference.



DORE NOTES

DORES PUTTING UP THE POINTS

Vanderbilt is putting up 85.3 points per game through 20 contests this season, which is the 10th-highest scoring average in the nation.

The Dores have scored 85-plus points in 13 games this season, while they've eclipsed the 80-point plateau in 14 of the last 18 games coming into Friday.

On Dec. 28, Vandy posted a 109-50 win over Stonehill, as the 109 point are the most the Dores have scored in a game under head coach Shea Ralph.

TEAMWORK MAKES THE DREAM WORK

The Commodores rank in the top 10 nationally in assists per game and assist-to-turnover ratio. Vanderbilt is sixth in the nation in assists per game at 20.7, while the Dores' 1.61 assist-to-turnover ratio ranks fifth in NCAA Division I.

Freshman Aubrey Galvan (20th; 2.44) ranks in the top 20 nationally in assist-to-turnover ratio and also sits in the top 15 in the country in assists (11th; 132) and assists per game (13th; 6.3). Galvan leads all freshmen nationally in assists per game and total assists.

RECEIVING HIGH MARKS NATIONALLY

Vanderbilt ranks in the top 25 nationally in 12 different categories. That includes winning percentage (2nd; 95.2%), assist-to-turnover ratio (5th; 1.61), 3-pointers per game (5th; 9.9), assist per game (6th; 20.7), scoring margin (10th; 25.2), turnover margin (11th; 8.62), scoring offense (10th; 85.3), field goal percentage (13th; 47.6), 3-point percentage (13th; 37.2), steals per game (17th; 12.3), turnovers per game (22nd; 12.9), and turnovers forced per game (24th; 21.48).

MITCH'S BREAKOUT

Junior Aiyana Mitchell has enjoy a breakout to open the 2025-26 season, as the 6-4 forward is averaging a career-best 7.7 points and 5.2 per game off the bench. Mitchell opened the season with three-straight double-digit scoring performances and scored a career-high 16 points vs. Stonehill on Dec. 28.

TV READY

Vanderbilt has 12 nationally televised games during the 2025-26. Vanderbilt plays on ESPN, ESPN2, or ESPNU a total of six times and will have five games on SEC Network in 2025-26. The Dores play once on FOX for the Coretta Scott King Classic on Jan. 19.

SACHA & MIKAYLA MOVING UP THE VANDY SCORING LIST

Graduate Sacha Washington and sophomore Mikayla Blakes are each climbing up the Vanderbilt all-time scoring list this season. The Commodore duo are just one of two sets of teammates in the SEC to have scored 1,000-plus career points, joining LSU who has three players.

Blakes, who became the fastest Commodore to score 1,000 career points earlier this season, is 24th on Vandy's all-time scoring list with 1,264 points. She needs 32 points to move past Na'Sheema Hillmon (1,295; 1995-98) for 23rd on the list and 47 points to move into 22nd, which is held by Iyana Moore (1,310; 2022-25).

Washington is currently 27th on Vanderbilt's all-time scoring list with 1,207 points. She needs 34 points to move past Carolyn Peck (1,240; 1985-88) for 26th.

AUBREY THE BALLER

Freshman Aubrey Galvan has made an immediate impact on Vanderbilt, as the 5-6 point guard leads all NCAA Division I freshmen in assists (129) and assist per game (6.3). The Deerfield, Illinois, native ranks in the top 15 nationally in both assists (11th) and assists per game (13th).

Galvan is the first NCAA Division I women's basketball player since at least 1999-00 to register 7-plus assists and 7-plus rebounds in back-to-back games to begin her career. She dished out seven assists and pulled down nine rebounds vs. California in her collegiate debut in Paris, France, on Nov. 3, then had eight assists and seven rebounds vs. Furman on Nov. 10.

The point guard set the Vanderbilt freshman single-game records for most assists and most steals in a game, as Galvan had 15 helpers and nine steals against Tennessee State on Nov. 23.

TAKING CARE OF BUSINESS AT HOME

Vanderbilt has won 12-straight games at Memorial Gym. The Commodores are 57-21 at home under head coach Shea Ralph, and 35-9 at home since the start of the 2023-24 season.

NONCONFERENCE DOMINATION

The Commodores are 63-19 against nonconference foes in the Ralph era. Vanderbilt has won 20 consecutive regular-season games against non-SEC teams.

STARTERS OUTPUT

All five Vanderbilt starters scored 15-plus points on the 99-68 win over Missouri on Jan. 8. It marks the first time since 1999-00 that the Commodores have had all five starters register 15 or more points in a game. It is only the second occurrence in the SEC since 1999-00, as Arkansas also accomplished the feat against Florida on Jan. 5, 2023.

RETURNING TO THE GARDEN STATE

Monday's contest in the Coretta Scott King Classic will be a homecoming for a pair of Commodores, as senior Justine Pissott and sophomore Mikayla Blakes return to their home state. Pissott is a Tom Rivers, New Jersey, native and had an illustrious prep career at Red Bank Catholic High School in Red Bank. Blakes is from Somerset, New Jersey, and had a standout career at Rutgers Prep in Franklin Township.

The Garden State talents earned McDonald's All-American honors during their prep careers. Both were five-star recruits and ranked inside the top-12 in the ESPNW/HoopGurlz Top 100 in their respective classes.

ANOTHER TOP-10 PERFORMANCE FOR BLAKES

All-American Mikayla Blakes' 38-point effort at Mississippi State on Jan. 15 marked the ninth-most points scored in a contest in Vanderbilt history. It is the sophomore's third top-10 scoring performance during her time at Vandy, as she holds the school record for most points scored in a game with 55 at Auburn on Feb. 16, 2025, and her 53 points at Florida on Jan. 30, 2025, rank second-most in school history.

SECURING A TOP-FIVE WIN

Vanderbilt collected its first win over a consensus top-five team in 18 seasons when the Dores knocked off then-No. 5/5 LSU, 65-61, at Memorial Gymnasium on Jan. 4.

The last time Vandy beat a team placed inside the top five in both major college women's basketball polls came during the 2008-09 season, when Vandy beat No. 3/3 Auburn, 73-70, at Memorial Gym on Feb. 19, 2009.





DORE NOTES

A RANKED MATCHUP ON WEST END

The Jan. 4 contest between then No. 12/11 Vanderbilt and then-No. 5/5 LSU marked the first time a ranked Vanderbilt team has hosted a ranked opponent at Memorial Gym since the 2013-14 season. The last time took place on Feb. 2, 2014, when the No. 16/18 Commodores defeated No. 17/15 Texas A&M, 71-59.

Additionally, it was the first top-15 women's basketball matchup at Memorial Gym since 2006-07, when No. 12/12 Vanderbilt posted a 68-58 victory over No. 7/7 LSU on Feb. 22, 2007.

SEC HOME OPENERS

Vanderbilt is 18-5 all-time in SEC home openers. The Commodores are 4-1 under Shea Ralph in the first conference home game of the season. Vanderbilt has won three-straight SEC home openers.

NATIONALLY RECOGNIZED

The national honors are rolling in for Vanderbilt women's basketball All-American Mikayla Blakes on the week of Jan. 5-6, as the sophomore has picked up weekly national honors from four different major media outlets.

Blakes averaged 33.5 points, 6.0 assists and 3.0 steals per game to help the Commodores win back-to-back SEC games to open league play. The Somerset, New Jersey, native's efforts earned her National Player of the Week selections from the Naismith Trophy, the Associated Press, and the United States Basketball Writers Association (USBWA). Blakes was also named to the NCAA's Starting 5 for this week.

The sophomore put on a show in front of a nationally-televised audience on ESPN, as Blakes scored 32 points and dished out four assists to help the Dores defeat No. 5/5 LSU, 65-61, at Memorial Gym this past Sunday.

TAKING CARE OF BUSINESS AT HOME AGAINST NONCONFERENCE

The Dores have won 28-straight nonconference home games dating back to the 2022-23 season. Vanderbilt is 41-3 inside Memorial Gym against non-league teams under head coach Shea Ralph. Overall, Vandy is 55-21 at home under Ralph's direction.

MIKAYLA'S RECORD-SETTING 1,000 POINTS

Sophomore Mikayla Blakes became the fastest Vanderbilt and SEC women's basketball player in the NCAA era to score 1,000 career points with a 28-point outing against Virginia on Dec. 3. Blakes accomplished the feat in 42 games, breaking the previous school record of 57 games held by Chantelle Anderson.

The Vanderbilt All-American is the ninth NCAA women's basketball player to score 1,000 career points in 42 games or fewer since the 1981-82 season. Overall, Blakes is the 13th women's college basketball player to reach the 1,000-point plateau in 42 games or less.

WELL-TRAVELED COMMODORES

Vanderbilt opened the 2025-26 season with a long excursion, as the Commodores endured a 10-day stretch from Oct. 26 to Nov. 4 where they traveled roughly 9,458 miles.

The Commodores began the season playing in a pair of premier women's basketball events. Vandy defeated Memphis, 104-68, in an exhibition game at the FedExForum for the 2025 Hoops for St. Jude® Tip Off Classic. After making the 424-mile round-trip to Memphis, the Dores traveled roughly 9,000 miles round-trip to Paris, France for Oui-Play Paris 2025. The Dores spent Oct. 29-Nov. 4 in the City of Light, and knocked off California, 74-65, on Nov. 3.

JUSTINE'S BIG THANKSGIVING WEEKEND

Senior Justine Pissott had a massive Thanksgiving weekend at the Paradise Jam, as the 6-4 guard was selected to the Island Division All-Tournament team after averaging 17.5 points, 8.0 rebounds and 3.0 assists in a pair of wins to help the Dores win the Paradise Jam Island Division. She hit nine 3-pointers in total in the U.S. Virgin Islands and shot an even 50 percent from behind the arc.

Pissott recorded her first career double-double in Game 2 at the Paradise Jam, as she tallied 18 points to go along with a personal-best 10 rebounds in a victory over BYU.

BLAKES FEAST ON THANKSGIVING

Sophomore Mikayla Blakes scored a season-high 35 points in Thursday's win over Oregon State at the Paradise Island Jam. The guard was efficient throughout the evening for the Commodores, as Blake shot 54.5 percent from the field, going 12-of-22. Her 35-point performance against the Beavers marks the seventh time Blakes has registered 30-plus points in her collegiate career, while it is her second 30-point game of this season. All 35 points Blakes scored came in the first three quarters of play, as the Dores maintained a 20-plus-point lead in the final frame.

AUBREY'S RECORD-MATCHING PERFORMANCE AGAINST TSU

Aubrey Galvan dished out 15 assists and had nine steals to tie the Vandy freshman single-game record in the victory over Tennessee State on Nov. 23. Her 15 helpers against the Tigers matched Ashley Smith's freshman program record, which she set on Nov. 29, 1998, against Hampton. Galvan's nine steals vs. TSU equaled Deborah Denton's record set against New Mexico State on Jan. 4, 1987.

DOUBLE TROUBLE AGAINST THE LADY TIGERS

Graduate Sacha Washington and freshman Aubrey Galvan each had a double-double in Sunday's 99-43 victory over Tennessee State. Washington posted her second double-double of the season with a 13-point, 10-rebound effort against the Lady Tigers, while Galvan flirted with a triple-double, as she scored 16 points to go along with 15 assists and nine steals. It marked the first time a pair of Commodores had a double-double in the same game since Dec. 14, 2024, against Evansville.

WASHINGTON'S DOUBLE-DOUBLE IN CLARKSVILLE

Graduate Sacha Washington recorded a double-double in the win at Austin Peay, as the 6-2 forward scored 10 points and pulled down 10 rebounds. It is Washington's 23rd career double-double at Vanderbilt, while it is her first since March 20, 2024, after she missed last season due to a medical condition.

AUBREY IN PARIS

Freshman Aubrey Galvan flirted with a triple-double in her Vanderbilt debut, as the 5-6 guard collected nine rebounds, seven points and seven assists against California in Paris.

Galvan's nine rebounds are the most by a Commodore freshman in their debut since Koi Love's 10-carom effort against Jacksonville State on Nov. 5, 2019.

Her seven assists are the most by a Vanderbilt freshman in their debut since Minta Spears had seven assists against Mississippi Valley State on Nov. 15, 2015.



DORE NOTES

MITCH'S DOUBLE-DOUBLE OFF THE BENCH IN PARIS

Junior Aiyana Mitchell collected her first career double-double in the 2025-26 season-opening win over California. The 6-4 forward scored a personal-best 12 points pulled down 10 rebounds and had three assists, blocks and steals each in a career-high 25 minutes off the bench. Mitchell is the first Commodore to register a double-double in a reserve role since Leilani Kapinus had an 11-rebound, 10-point effort against Evansville on Dec. 14, 2024.

ELITE SCORER RETURNS

Vanderbilt sophomore Mikayla Blakes returns the fourth-highest scoring average in all of NCAA Division I, as last year's USBWA Tamika Catchings National Freshman of the Year returns 23.3 points per game from a season ago. Blakes is also the top returning scorer among all returning SEC players this season.

WELCOME BACK SACHA

Vanderbilt graduate Sacha Washington played in her first official game for the Commodores in 957 days in Paris after she redshirted the 2024-25 campaign due to a medical condition. The 6-2 forward registered 10 points, eight rebounds and a team-high four steals in 27 minutes of action. It was her 50th career game with 10 points or more.

SEC PROJECTIONS

Expectations are high for the Commodores coming into the 2025-26 season, as the Commodores had their highest placement in the preseason SEC polls under Shea Ralph. Vanderbilt was selected to finish seventh in the preseason SEC media poll, while the league's coaches projected an eighth-place finish for the Dores. Vanderbilt has posted back-to-back non-losing campaigns in SEC play, winning a total of 17 conference games over the last two seasons.

Sophomore Mikayla Blakes earned preseason first-team All-SEC honors from both the coaches and media. The guard is the top returning scorer in the SEC this season, as she averaged 23.3 points per game as a freshman a season ago.

ONE OF THE SEC'S BEST RETURNS

Graduate Sacha Washington returns to action after missing the 2024-25 campaign with a medical issue. Now with a clean bill of health, the 6-2 forward looks to pick up where she left off in 2022-23. Washington is the only active SEC player to collect over 1,000 points, 700 rebounds, and 100 blocks in their career.

She became the 41st Commodore to score 1,000 career points during Vanderbilt's 2024 NCAA Tournament run. She comes into the year having amassed 1,008 points, 720 rebounds, 108 blocks, and 105 assists in 99 career games with 72 starts.

2025-26 ROSTER BREAKDOWN

Vanderbilt returns seven players from last season's squad and rounded out the roster with five newcomers. The Commodores also welcomed back the return of graduate Sacha Washington after she redshirted last season due to a medical condition.

Sophomore Mikayla Blakes is the lone returning starter from last year's 22-win team, while Washington has started in 72 career games at Vanderbilt and has averaged double-digit points in each of her three seasons at Vandy. Along with Blakes, the Commodores bring back Jada Brown, Madison Greene, Justine Pissott, Aiyana Mitchell, Aga Makurat and Trinity Wilson.

The Dores brought in a pair of NCAA Division I transfers and three high schoolers. Graduate Ndjakalenga Mwenentanda and junior Aalyah Del Rosario bring ample March Madness experience, playing in a combined 16 NCAA Tournament games. Mwenentanda, a 6-2 guard, comes to the Music City after a three-year tenure at Texas, where she started for the Longhorns in the Sweet 16, Elite 8 and Final Four. Del Rosario, a 6-6 center, transferred in from LSU, where she was an All-SEC freshman team selection in 2023-24.

Freshmen Ava Black, Aubrey Galvan and Monique Williams round out the roster. Williams enrolled at Vanderbilt for the 2025 Spring semester and practiced with the team. Black and Galvan come to the program with high profiles, with Black being ranked as one of New England's top prospects and Galvan being the MaxPreps Illinois Player of the Year.





2025-26 HONORS & AWARDS

MIKAYLA BLAKES • So. • 5-8 • G • Somerset, N. J.

- Co-SEC Player of the Week (Jan. 20)
- TWSA Player of the Week (Jan. 14)
- USA Basketball 2025 5-on-5 Female Athlete of the Year (Jan. 8)
- Naismith Trophy Midseason Top 25 National Player of the Year Watch List (Jan. 7)
- AP National Player of the Week (Jan. 6)
- USBWA Ann Meyers Drysdale National Players of the Week (Jan. 6)
- SEC Co-Player of the Week (Jan. 6)
- NCAA Starting Five (Jan. 5)
- Naismith Trophy National Player of the Week (Jan. 5)
- TWSA Player of the Week (Dec. 9)
- NCAA Starting Five (Dec. 9)
- SEC Co-Player of the Week (Dec. 2)
- USBWA Ann Meyers Drysdale National Players of the Week (Dec. 2)
- Paradise Jam Island Division MVP (Nov. 29)
- Paradise Jam Island Division All-Tournament Team (Nov. 29)
- USBWA Ann Meyers Drysdale Player of the Year Preseason Watch List (Nov. 7)
- WBCA Wade Trophy Player Watch List (Nov. 5)
- USA Today Sports Network Preseason All-America Second Team (Oct. 31)
- Jersey Mike's Naismith Trophy Women's College Player of the Year Watch List (Oct. 30)
- The Athletic Preseason All-America First Team (Oct. 28)
- Preseason Ann Meyers Drysdale Shooting Guard of the Year Award Watch List (Oct. 28)
- Preseason All-SEC First Team - Coaches (Oct. 22)
- Preseason All-SEC First Team - Media (Oct. 13)

SACHA WASHINGTON • Gr. • 6-2 • F • Lawrenceville, Ga.

- Preseason Katrina McLain Power Forward of the Year Award Watch List (Oct. 30)

AALYAH DEL ROSARIO • Jr. • 6-6 • C • Santo Domingo, D.R.

- Preseason Lisa Leslie Center of the Year Award Watch List (Oct. 31)

JADA BROWN • Sr. • 5-8 • G • Bentonville, Ark.

- Kay Yow Servant Leader Award

AUBREY GALVAN • Fr. • 5-6 • G • Deerfield, Ill.

- SEC Freshman of the Week (Jan. 20)
- SEC Co-Freshman of the Week (Jan. 6)
- SEC Co-Freshman of the Week (Nov. 25)
- NCAA Starting Five (Nov. 25)

JUSTINE PISSOTT • Sr. • 6-4 • G/F • Toms River, N.J.

- Paradise Jam Island Division All-Tournament Team (Nov. 29)

BLAKES AND GALVAN HONORED AGAIN (JAN. 20)

For the second time this season, the Vanderbilt women's basketball backcourt duo of Mikayla Blakes and Aubrey Galvan earned SEC honors in the same week, as the conference office named Blakes the SEC Co-Player of the Week and Galvan was selected as SEC Freshman of the Week on Tuesday.

It is the third time this season that Blakes and Galvan have been honored with a weekly award from the SEC. Blakes picks up SEC Co-Player of the Week honors, sharing with Georgia's Dani Carnegie, after averaging 26.0 points, 5.5 assists and 3.5 rebounds in a pair of Quad 1 wins for the Commodores. Galvan earns her first outright SEC Freshman of the Week award after putting up 14.0 points and 4.0 assists in the two victories at Mississippi State and vs. No. 7/7 Michigan. The Commodore backcourt duo previously earned SEC honors in the same week on Jan. 6.

HONORS & AWARDS NOTES

BLAKES AND GALVAN EARN SEC WEEKLY HONORS (JAN. 6)

Vanderbilt's backcourt duo of Mikayla Blakes and Aubrey Galvan picked up a weekly award from the conference office on Jan. 6, as Blakes was named SEC Co-Player of the Week and Galvan was selected as SEC Co-Freshman of the Week. It is the second time each player has earned a weekly accolade from the SEC this season.

BLAKES NAMED SEC PLAYER OF THE WEEK (DEC. 2)

Mikayla Blakes' Thanksgiving weekend feast at the 2025 U.S. Virgin Islands Paradise Jam earned her SEC Co-Player of the Week honors, as the All-American captures her first weekly award from the conference this season.

Blakes was named the Island Division MVP at the Paradise Jam after averaging 31.0 points, 5.0 assists, 4.0 rebounds and 3.0 steals per game. Her efforts helped the Commodores go 2-0 in the U.S. Virgin Islands to win the Island Division title. The Vanderbilt guard shares the SEC Player of the Week honor with Rori Harmon of Texas.

It is the second time that the sophomore has won SEC Player of the Week, as she previously earned the distinction during her freshman campaign on Feb. 11, 2025. It is Blakes' ninth SEC weekly award in her career, as she was named SEC Freshman of the Week a school-record seven times last season.

BLAKES SELECTED TO USBWA ANN MEYERS DRYSDALE NATIONAL PLAYERS OF THE WEEK (DEC. 2)

Blakes' high-end performance in the U.S. Virgin Islands also earned her a spot on the USBWA Ann Meyers Drysdale National Players of the Week honors. She was one of five players named to this week's squad. It is the first time this season she has been selected to the USBWA's national team of the week.

GALVAN NAMED SEC FRESHMAN OF THE WEEK (NOV. 25)

Aubrey Galvan was named the SEC Co-Freshman of the Week after she tied a pair of school freshman single-game records.

The point guard matched the Vanderbilt freshman single-game record for assists, as well as the freshman single-game record for most steals against Tennessee State. The point guard recorded 15 assists and nine steals against the Lady Tigers in last Sunday's 99-43 victory.

Her 15 helpers vs. TSU matched Ashley Smith's Vanderbilt freshman record for most assists in a game, which she set on Nov. 29, 1998, against Hampton. Her nine steals equaled Deborah Denton's freshman single-game record set against New Mexico State on Jan. 4, 1987.

The Deerfield, Illinois, native averaged 10.3 assists, 7.7 points, 3.7 steals and 3.3 rebounds to help No. 17-ranked Vanderbilt go 3-0 this past week. The guard dished out eight or more assists in all three contests, as she shares SEC Freshman of the Week honors with Alabama's Ace Austin.

TRIO OF DORES RECEIVE PRESEASON HONORS

Vanderbilt had three players selected to a preseason watch list for the Naismith Basketball Hall of Fame Starting 5 Awards. Graduate Sacha Washington was named to the Katrina McClain Power Forward of the Year Award, while sophomore Mikayla Blakes was selected to the Ann Meyers-Drysdale Shooting Guard of the Year Award and junior Aalyah Del Rosario earned a spot on the Lisa Leslie Center of the Year Award.





SEC WEEKLY AWARDS

SEC PLAYER OF THE WEEK

- Week 1: Liv McGill, Florida*
- Week 2: Joyce Edwards, South Carolina*
- Week 3: Clara Strack, Kentucky*
- Week 4: Mikayla Blakes, Vanderbilt/Rori Harmon, Texas*
- Week 5: Madina Okot, Mississippi State*
- Week 6: Raegan Beers, Oklahoma/Madison Booker, Texas*
- Week 7: Joyce Edwards, South Carolina*
- Week 8: Favour Nwaedozi, Mississippi St./ Me'Arach O'Neal, Florida*
- Week 9: Mikayla Blakes, Vanderbilt/Tonie Morgan, Kentucky*
- Week 10: Jessica Timmons, Alabama/Cotie McMahon, Ole Miss*
- Week 11: Mikayla Blakes, Vanderbilt/Dani Carnegie, Georgia*
- Week 12: Dani Carnegie, Georgia/Cotie McMahon, Ole Miss*

SEC FRESHMAN OF THE WEEK

- Week 1: Bonnie Deas, Arkansas*
- Week 2: Aaliyah Chavez, Oklahoma*
- Week 3: Aubrey Galvan, Vanderbilt/Ace Austin, Alabama*
- Week 4: Aaliyah Chavez, Oklahoma*
- Week 5: Aaliyah Chavez, Oklahoma*
- Week 6: Aaliyah Chavez, Oklahoma/Mia Pauldo, Tennessee*
- Week 7: Harissoum Coulibaly, Auburn/Grace Knox, LSU*
- Week 8: Jaylah Lampley Mississippi State*
- Week 9: Aubrey Galvan, Vanderbilt/ Aaliyah Chavez, Oklahoma*
- Week 10: Mia Pauldo, Tennessee*
- Week 11: Aubrey Galvan, Vanderbilt*
- Week 12: Aaliyah Chavez, Oklahoma*



**WOMEN'S
BASKETBALL**

SEC PRESEASON POLLS

2025-26 PRESEASON SEC WOMEN'S BASKETBALL COACHES POLL

- | | |
|----------------------|-----------------------|
| 1) Texas | 9) Alabama |
| 2) South Carolina | 10) Florida |
| 3) LSU | 11) Georgia |
| 4) Oklahoma | 12) Mississippi State |
| 5) Tennessee | 13) Texas A&M |
| 6) Ole Miss | 14) Missouri |
| 7) Kentucky | 15) Auburn |
| 8) Vanderbilt | 16) Arkansas |

SEC PRESEASON PLAYER OF THE YEAR - COACHES

Madison Booker, Texas

ALL-SEC FIRST TEAM - COACHES

Flau'Jae Johnson, LSU
 Mikaylah Williams, LSU
 Raegan Beers, Oklahoma
 Joyce Edwards, South Carolina
 Ta'Niya Latson, South Carolina
 Talaysia Cooper, Tennessee
 Madison Booker, Texas
 Mikayla Blakes, Vanderbilt

ALL-SEC SECOND TEAM - COACHES

Essence Cody, Alabama
 Liv McGill, Florida
 Teonni Key, Kentucky
 Clara Strack, Kentucky
 MiLaysia Fulwiley, LSU
 Cotie McMahon, Ole Miss
 Payton Verhulst, Oklahoma
 Rori Harmon, Texas

2025-26 PRESEASON SEC WOMEN'S BASKETBALL MEDIA POLL

- | | |
|----------------------|-----------------------|
| 1) South Carolina | 9) Alabama |
| 2) Texas | 10) Mississippi State |
| 3) LSU | 11) Florida |
| 4) Tennessee | 12) Georgia |
| 5) Oklahoma | 13) Missouri |
| 6) Ole Miss | 14) Texas A&M |
| 7) Vanderbilt | 15) Auburn |
| 8) Kentucky | 16) Arkansas |

SEC PRESEASON PLAYER OF THE YEAR - MEDIA

Madison Booker, Texas

ALL-SEC FIRST TEAM - MEDIA

Flau'Jae Johnson, LSU
 Reagan Beers, Oklahoma
 Joyce Edwards, South Carolina
 Madison Booker, Texas
 Mikayla Blakes, Vanderbilt

ALL-SEC SECOND TEAM - MEDIA

Clara Strack, Kentucky
 Mikaylah Williams, LSU
 Cotie McMahon, Ole Miss
 Ta'Niya Latson, South Carolina
 Talaysia Cooper, Tennessee
 Rori Harmon, Texas





2025-26 STATISTICAL RANKINGS

Statistic	RANKING (as of Jan. 28)		
	NCAA	SEC	VALUE
Assist/Turnover Ratio (359 ranked)	5	2	1.61
Assists Per Game (359 ranked)	6	2	20.7
Bench Points Per Game (359 ranked)	146	8	20.0
Blocks Per Game (359 ranked)	45	9	4.5
Field Goal Percentage (359 ranked)	13	4	47.6
Field Goal Percentage Defense (359 ranked)	179	13	39.7
Fouls Per Game (359 ranked)	44	3	14.4
Free Throw Attempts Per Game (359 ranked)	162	12	17.33
Free Throw Percentage (359 ranked)	82	4	73.9
Free Throws Made Per Game (359 ranked)	130	11	12.81
Rebound Margin (359 ranked)	92	12	4.3
Rebounds (Defensive) Per Game (359 ranked)	283	15	23.4
Rebounds (Offensive) Per Game (359 ranked)	47	8	14.4
Rebounds Per Game (359 ranked)	139	14	37.86
Scoring Defense (359 ranked)	88	9	60.1
Scoring Margin (359 ranked)	10	5	25.2
Scoring Offense (359 ranked)	10	5	85.3
Steals Per Game (359 ranked)	17	3	12.3
Three Point Attempts Per Game (359 ranked)	20	3	26.6
Three Point Percentage (359 ranked)	13	3	37.2
Three Point Percentage Defense (359 ranked)	219	13	31.1
Three Pointers Per Game (359 ranked)	5	1	9.9
Turnover Margin (359 ranked)	11	2	8.62
Turnovers Forced Per Game (359 ranked)	24	4	21.48
Turnovers Per Game (359 ranked)	22	4	12.9
Winning Percentage (356 ranked)	2	1	95.2

INDIVIDUAL

MIKAYLA BLAKES	RANKING (as of Jan. 28)		
	NCAA	SEC	VALUE
Assist/Turnover Ratio	100	13	1.74
Assists	55	8	94
Assists Per Game	75	8	4.5
Field Goal Attempts	3	2	397
Field Goal Percentage	153	17	45.1
Field Goal Made	6	2	179
Free Throw Attempts	13	1	133
Free Throw Percentage	76	5	83.5
Free Throw Made	5	1	111
Points Scored	2	1	518
Points Per Game	3	1	24.7
Steals	12	3	66
Steals Per Game	16	5	3.14
Three Point Attempts	20	4	148
Three Point Percentage	172	14	31.6
Three Pointers Made	61	7	49
Three Pointers Per Game	86	7	2.30

AUBREY GALVAN	RANKING (as of Jan. 28)		
	NCAA	SEC	VALUE
Assist/Turnover Ratio	20	4	2.44
Assists	11	3	132
Assists Per Game	13	4	6.3
Minutes Per Game	136	6	33.22
Steals	14	4	64
Steals Per Game	21	6	3.05
Three Point Attempts	142	11	113
Three Pointers Per Game	248	17	1.81

JUSTINE PISSOTT	RANKING (as of Jan. 28)		
	NCAA	SEC	VALUE
Three Point Attempts	34	6	145
Three Point Percentage	15	2	43.4
Three Pointers Made	6	2	63
Three Pointers Per Game	12	3	3.00

SACHA WASHINGTON	RANKING (as of Jan. 28)		
	NCAA	SEC	VALUE
Rebounds	75	7	164
Offensive Rebounds Per Game	12	2	4.0
Rebounds Per Game	126	9	7.8

AIYANA MITCHELL	RANKING (as of Jan. 28)		
	NCAA	SEC	VALUE
Blocks	105	11	24
Blocks Per Game	134	12	1.20

2025-26 LEADERS & MISCELLANEOUS STATS

Leading Scorer • Season Mikayla Blakes • 24.7 ppg	Ind. High Points • Game 38 • Mikayla Blakes at Mississippi State (01/15/26)	Largest Margin of Victory 59 pts • 109-50 • Stonehill (12/28/25)
Leader in FG% • Season Mikayla Blakes • 45.1% (179-397)	Ind. High Rebounds • Game 16 • Sacha Washington Missouri (01/08/26)	Largest Margin of Victory in SEC 40 pts • 91-51 • at Texas A&M (01/11/26)
Leader in FT% • Season Mikayla Blakes • 83.5% (111-133)	Ind. High FTM • Game 12 • Mikayla Blakes Virginia (12/3/25)	Largest Halftime Lead 46 pts • 56-10 • Tennessee St. (11/23/25)
Leader in 3P FG% • Season Justine Pissott • 43.4% (63-145)	Ind. High 3P FGM • Game 7 • Justine Pissott vs. Texas Southern (12/20/25)	Largest Halftime Lead in SEC 19 pts • 43-24 • at Texas A&M (01/11/26)
Leader in 3P FGM • Season Justine Pissott • 63	Ind. High Assists • Game 15 • Aubrey Galvan Tennessee State (11/23/25)	Largest Halftime Deficit 11 pts • 44-55 • at South Carolina (01/25/26)
Leading Rebounder • Season Sacha Washington • 7.8 rpg	Ind. High Blocks • Game 4 • Aiyana Mitchell (3x) UAlbany (12/18/25)	Largest Halftime Deficit in a Win 6 pts • 22-28 • vs. LSU (01/04/26)
Leader in Assists • Season Aubrey Galvan • 6.3 apg	Ind. High Steals • Game 9 • Aubrey Galvan Tennessee State (11/23/25)	Largest Halftime Lead in a Loss --
Leader in Steals • Season Mikayla Blakes • 3.1 spg	Longest Scoring Run 27-0 • vs. Tennessee State (11/23/25)	Largest Vandy Lead 64 pts • 101-37 • Stonehill (12/28/25)
Leader in Blocks • Season Aiyana Mitchell • 1.2 bpg	Longest Scoring Run in SEC 15-0 • vs. Missouri (01/08/26)	Largest Vandy Lead in SEC 43 pts • 91-48 • at Texas A&M (01/11/26)
20-Pt Scoring Games Mikayla Blakes • 16 Justine Pissott • 2 Aubrey Galvan • 1 Aga Makurat • 1	Longest Opp. Scoring Run 13-0 • vs. Oregon State (11/27/25)	Largest Vandy Deficit 35 pts • 68-103 • at South Carolina (01/25/26)
30-Pt Scoring Games Mikayla Blakes • 5	Longest Opp. Scoring Run in SEC 11-0 • vs. LSU (01/04/26)	Largest Vandy Lead in a Loss --
40-Pt Scoring Games --		Largest Vandy Deficit in a Win 16 pts • 16-32 • vs. BYU (11/29/25)
50-Pt Scoring Games --		Largest Vandy Deficit in a Win in SEC 7 pts • vs. LSU (01/04/26)
		Largest 2nd Half Deficit in a Win 7 pts • vs. LSU (01/04/26)

2025-26 SCORING HIGH-LOW QUARTERS

Most 1st Quarter Points Scored 34 • Stonehill • 12/28/25	Most 1st Quarter Points Allowed 33 • at South Carolina • 01/25/26
Most 1st Quarter Points Scored (SEC Games) 27 • Missouri • 01/08/26	Most 1st Quarter Points Allowed (SEC Games) 33 • at South Carolina • 01/25/26
Fewest 1st Quarter Points Scored 11 • South Florida • 12/15/25	Fewest 1st Quarter Points Allowed 5 • Texas Southern • 12/20/25
Fewest 1st Quarter Points Scored (SEC Games) 15 • LSU • 01/04/26	Fewest 1st Quarter Points Allowed (SEC Games) 12 • 2x, Last: Auburn • 01/22/26
Most 2nd Quarter Points Scored 28 • at South Carolina • 01/25/26	Most 2nd Quarter Points Allowed 25 • vs. Oregon State (11/27/25)
Most 2nd Quarter Points Scored (SEC Games) 28 • at South Carolina • 01/25/26	Most 2nd Quarter Points Allowed (SEC Games) 22 • at South Carolina • 01/25/26
Fewest 2nd Quarter Points Scored 7 • LSU • 01/04/26	Fewest 2nd Quarter Points Allowed 4 • 2x, Last: Texas Southern • 12/20/25
Fewest 2nd Quarter Points Scored (SEC Games) 7 • LSU • 01/04/26	Fewest 2nd Quarter Points Allowed (SEC Games) 10 • at Texas A&M • 01/11/26
Most 3rd Quarter Points Scored 30 • 3x, Last: at Mississippi State • 01/15/26	Most 3rd Quarter Points Allowed 27 • at South Carolina • 01/25/26
Most 3rd Quarter Points Scored (SEC Games) 30 • 3x, Last: at Mississippi State • 01/15/26	Most 3rd Quarter Points Allowed (SEC Games) 27 • at South Carolina • 01/25/26
Fewest 3rd Quarter Points Scored 12 • at South Carolina • 01/25/26	Fewest 3rd Quarter Points Allowed 6 • Alabama State • 11/21/25
Fewest 3rd Quarter Points Scored (SEC Games) 12 • at South Carolina • 01/25/26	Fewest 3rd Quarter Points Allowed (SEC Games) 12 • 2x, Last: Auburn • 01/22/26
Most 4th Quarter Points Scored 31 • Missouri • 01/08/26	Most 4th Quarter Points Allowed 29 • at Mississippi State • 01/15/26
Most 4th Quarter Points Scored (SEC Games) 31 • Missouri • 01/08/26	Most 4th Quarter Points Allowed (SEC Games) 29 • at Mississippi State • 01/15/26
Fewest 4th Quarter Points Scored 11 • vs. Michigan • 01/19/26	Fewest 4th Quarter Points Allowed 4 • UAlbany • 12/19/25
Fewest 4th Quarter Points Scored (SEC Games) 18 • 2x, Last: at South Carolina • 01/25/26	Fewest 4th Quarter Points Allowed (SEC Games) 12 • 2x, Last: Auburn • 01/22/26



2025-26 OVERALL STATS

Game Records

Record	Overall	Home	Away	Neutral
ALL GAMES	20-1	11-0	5-1	4-0
CONFERENCE	6-1	3-0	3-1	0-0
NON-CONFERENCE	14-0	8-0	2-0	4-0

Score by Periods

Team	1st	2nd	3rd	4th	OT	TOT
Vanderbilt	443	431	504	413	0	1791
Opponents	305	285	324	348	0	1262

Team Box Score

No.	Player				Total		3-Point		F-Throw		Rebounds								PTS	AVG		
		GP-GS	MIN	AVG	FG-FGA	FG%	3FG-3FGA	3FG%	FT-FTA	FT%	OFF	DEF	TOT	AVG	PF	DQ	A	TO			BLK	STL
1	BLAKES, Mikayla	21-21	692:03	33.0	179-397	.451	49-155	.316	111-133	.835	26	54	80	3.8	38	0	94	54	5	66	518	24.7
13	PISSOTT, Justine	21-21	586:30	27.9	86-194	.443	63-145	.434	7-10	.700	20	73	93	4.4	44	0	57	27	17	9	242	11.5
3	GALVAN, Aubrey	21-21	697:31	33.2	94-236	.398	38-116	.328	15-19	.789	9	59	68	3.2	30	0	132	54	3	64	241	11.5
35	WASHINGTON, Sacha	21-21	464:12	22.1	83-142	.585	0-0	.000	38-57	.667	84	80	164	7.8	39	0	31	30	17	26	204	9.7
15	MWENENTANDA, Ndjakalenga	21-21	417:28	19.9	59-115	.513	16-41	.390	31-36	.861	25	41	66	3.1	33	0	23	20	9	19	165	7.9
14	MITCHELL, Aiyana	21-0	379:49	18.1	63-95	.663	0-0	.000	36-60	.600	52	58	110	5.2	39	0	24	24	25	23	162	7.7
2	BROWN, Jada	21-0	459:12	21.9	31-77	.403	20-49	.408	11-13	.846	5	21	26	1.2	27	0	38	20	2	28	93	4.4
24	MAKURAT, Aga	19-0	176:40	9.3	25-57	.439	16-38	.421	2-2	1.000	10	19	29	1.5	13	0	13	8	4	6	68	3.6
8	BLACK, Ava	17-0	179:24	10.6	22-39	.564	5-14	.357	6-8	.750	16	27	43	2.5	25	0	9	8	1	12	55	3.2
32	DEL ROSARIO, Aalyah	13-0	84:18	6.5	10-19	.526	0-0	.000	7-14	.500	8	12	20	1.5	10	0	11	10	11	3	27	2.1
11	WILLIAMS, Monique	10-0	45:45	4.6	4-9	.444	1-1	1.000	2-6	.333	2	2	4	0.4	2	0	1	1	0	0	11	1.1
30	WILSON, Trinity	5-0	17:08	3.4	1-1	1.000	0-0	.000	3-6	.500	1	2	3	0.6	2	0	1	6	0	2	5	1.0
Team											45	44	89				8					
Total		21	4200		657-1381	.476	208-559	.372	269-364	.739	303	492	795	37.9	302	0	434	270	94	258	1791	85.3
Opponents		21	4200		475-1197	.397	135-434	.311	177-258	.686	249	456	705	33.6	369	4	251	451	47	145	1262	60.1

Team Statistics

	VU	OPP
Scoring	1791	1262
Points per game	85.3	60.1
Scoring margin	+25.2	-
Field goals-att	657-1381	475-1197
Field goal pct	.476	.397
3 point fg-att	208-559	135-434
3-point FG pct	.372	.311
3-pt FG made per game	9.9	6.4
Free throws-att	269-364	177-258
Free throw pct	.739	.686
F-Throws made per game	12.8	8.4
Rebounds	795	705
Rebounds per game	37.9	33.6
Rebounding margin	+4.3	-
Assists	434	251
Assists per game	20.7	12.0
Turnovers	270	451
Turnovers per game	12.9	21.5
Turnover margin	+8.6	-
Assist/turnover ratio	1.6	0.6
Steals	258	145
Steals per game	12.3	6.9
Blocks	94	47
Blocks per game	4.5	2.2
Winning streak	0	-
Home win streak	11	-
Attendance	33619	30857
Home games-Avg/Game	11-3056	6-5143
Neutral site-Avg/Game	-	4-3401

Team Results

Date	Opponent	Score	Att.
11/03/2025	vs California	W 74-65	5712
11/10/2025	Furman	W 96-48	2352
11/12/2025	at Austin Peay	W 75-65	1178
11/19/2025	at Western Ky.	W 87-49	1536
11/21/2025	Alabama St.	W 92-38	3733
11/23/2025	Tennessee St.	W 99-43	2508
11/27/2025	vs Oregon St.	W 88-66	824
11/29/2025	vs BYU	W 84-71	324
12/03/2025	Virginia	W 81-68	2661
12/15/2025	South Fla.	W 87-58	2188
12/18/2025	UAlbany	W 64-35	2221
12/20/2025	Texas Southern	W 96-46	2511
12/28/2025	Stonehill	W 109-50	2487
01/01/2026	at Arkansas	W 88-71	3633
01/04/2026	LSU	W 65-61	6576
01/08/2026	Missouri	W 99-68	3141
01/11/2026	at Texas A&M	W 91-51	3426
01/15/2026	at Mississippi St.	W 89-84	4082
01/19/2026	vs Michigan	W 72-69	6742
01/22/2026	Auburn	W 81-53	3241
01/25/2026	at South Carolina	L 74-103	17002



2025-26 SEC STATS

Game Records

Record	Overall	Home	Away	Neutral
ALL GAMES	6-1	3-0	3-1	0-0
CONFERENCE	6-1	3-0	3-1	0-0
NON-CONFERENCE	0-0	0-0	0-0	0-0

Score by Periods

Team	1st	2nd	3rd	4th	OT	TOT
Vanderbilt	141	131	161	154	0	587
Opponents	127	111	125	128	0	491

Team Box Score

No.	Player	Total			3-Point		F-Throw		Rebounds				Other				PTS	AVG				
		GP-GS	MIN	AVG	FG-FGA	FG%	3FG-3FGA	3FG%	FT-FTA	FT%	OFF	DEF	TOT	AVG	PF	DQ			A	TO	BLK	STL
1	BLAKES, Mikayla	7-7	251:29	35.9	66-152	.434	18-56	.321	43-48	.896	9	17	26	3.7	14	0	40	22	0	15	193	27.6
3	GALVAN, Aubrey	7-7	233:33	33.4	34-82	.415	14-45	.311	7-8	.875	3	13	16	2.3	10	0	36	21	2	22	89	12.7
13	PISSOTT, Justine	7-7	205:04	29.3	27-64	.422	21-50	.420	4-6	.667	6	19	25	3.6	16	0	15	9	7	1	79	11.3
35	WASHINGTON, Sacha	7-7	179:26	25.6	30-46	.652	0-0	.000	11-21	.524	36	32	68	9.7	15	0	9	9	7	5	71	10.1
15	MWENENTANDA, Ndjakalenga	7-7	140:42	20.1	20-38	.526	7-17	.412	10-11	.909	9	16	25	3.6	12	0	8	6	1	7	57	8.1
14	MITCHELL, Aiyana	7-0	136:28	19.5	18-29	.621	0-0	.000	10-21	.476	15	16	31	4.4	14	0	10	8	6	9	46	6.6
2	BROWN, Jada	7-0	170:48	24.4	10-21	.476	9-18	.500	1-2	.500	2	6	8	1.1	11	0	16	8	1	9	30	4.3
24	MAKURAT, Aga	5-0	24:26	4.9	3-5	.600	3-4	.750	0-0	.000	0	3	3	0.6	2	0	2	3	0	0	9	1.8
8	BLACK, Ava	7-0	44:03	6.3	3-7	.429	1-3	.333	2-3	.667	3	4	7	1.0	5	0	1	3	0	0	9	1.3
32	DEL ROSARIO, Aalyah	2-0	05:13	2.6	1-1	1.000	0-0	.000	0-0	.000	0	2	2	1.0	0	0	0	3	0	0	2	1.0
11	WILLIAMS, Monique	2-0	05:12	2.6	1-1	1.000	0-0	.000	0-0	.000	0	1	1	0.5	0	0	0	0	0	0	2	1.0
30	WILSON, Trinity	1-0	03:35	3.6	0-0	.000	0-0	.000	0-2	.000	0	0	0	0.0	1	0	0	1	0	1	0	0.0
Team											13	16	29							3		
Total		7	1400		213-446	.478	73-193	.378	88-122	.721	96	145	241	34.4	100	0	137	96	24	69	587	83.9
Opponents		7	1400		186-405	.459	47-126	.373	72-95	.758	82	150	232	33.1	141	2	92	138	15	62	491	70.1

Team Statistics

	VU	OPP
Scoring	587	491
Points per game	83.9	70.1
Scoring margin	+13.7	-
Field goals-att	213-446	186-405
Field goal pct	.478	.459
3 point fg-att	73-193	47-126
3-point FG pct	.378	.373
3-pt FG made per game	10.4	6.7
Free throws-att	88-122	72-95
Free throw pct	.721	.758
F-Throws made per game	12.6	10.3
Rebounds	241	232
Rebounds per game	34.4	33.1
Rebounding margin	+1.3	-
Assists	137	92
Assists per game	19.6	13.1
Turnovers	96	138
Turnovers per game	13.7	19.7
Turnover margin	+6.0	-
Assist/turnover ratio	1.4	0.7
Steals	69	62
Steals per game	9.9	8.9
Blocks	24	15
Blocks per game	3.4	2.1
Winning streak	0	-
Home win streak	3	-
Attendance	12958	28143
Home games-Avg/Game	3-4319	4-7036
Neutral site-Avg/Game	-	0-0

Team Results

Date	Opponent		Score	Att.
01/01/2026	at Arkansas	W	88-71	3633
01/04/2026	LSU	W	65-61	6576
01/08/2026	Missouri	W	99-68	3141
01/11/2026	at Texas A&M	W	91-51	3426
01/15/2026	at Mississippi St.	W	89-84	4082
01/22/2026	Auburn	W	81-53	3241
01/25/2026	at South Carolina	L	74-103	17002



MEMORIAL GYMNASIUM



Memorial Gymnasium, the Southeastern Conference's most historic venue for college basketball, serves as the home court for the Vanderbilt Commodores. Dedicated in 1952 as a memorial to all Vanderbilt men and women who served in World War II, the arena was built as a combination gymnasium and concert hall by the late master architect Edwin Keeble. Decades later, the unique style of Memorial Gym—with its benches on the baselines, a playing court that sits above portions of the crowd and deafening acoustics—continues to make the Commodores' home a dreaded stop for opponents.

“Memorial Magic,” with its capacity crowds, overflowing student section and lively pep band, have assisted in numerous Commodore victories. In the stands, fans across middle Tennessee have helped Memorial Gymnasium rank among the NCAA's top 30 attendance leaders on numerous occasions.

In all, Memorial Gym has been expanded three times. Constructed with a seating capacity of 6,583, the University saw its first need to increase seating in 1965 with the addition of two north-side balconies. Two years later, a pair of balancing balconies were erected on the south side of the gym and dubbed “The Balconies That Clyde Lee Built.”

Capacity has fluctuated throughout the history of the building. It reached its highest number of 15,646 in 1969 when 4,000 seats were added in the east and west ends. When chairback seats in the end zones and suites on the north side were installed in the late 1990s capacity lowered to 14,168. Shortly thereafter, university officials removed portions of media press row on the south side in an effort to expand the student section by nearly 150 seats. Official capacity is now 14,326.

YEAR-BY-YEAR HOME RECORD

Year	W-L
2025-26	11-0
2024-25	13-4
2023-24	12-5
2022-23	9-7
2021-22	12-5
2020-21*	3-2
2019-20	10-6
2018-19	5-9
2017-18	4-11
2016-17	10-5
2015-16	10-6
2014-15	9-6
2013-14	12-5
2012-13	12-2
2011-12	18-2
2010-11	12-3
2009-10	12-4
2008-09	15-1
2007-08	13-3
2006-07	15-1
2005-06	13-3
2004-05	11-3
2003-04	11-3
2002-03	11-2
2001-02	18-1
2000-01	16-2
1999-00	11-3
1998-99	9-5
1997-98	12-2
1996-97	13-1
1995-96	13-2
1994-95	16-1
1993-94	14-2
1992-93	15-1
1991-92	13-2
1990-91	11-3
1989-90	15-2
1988-89	10-1
1987-88	12-2
1986-87	15-2
1985-86	11-3
1984-85	6-4
1983-84	9-3
1982-83	5-6
1981-82	10-4
1980-81	6-5
1979-80	6-5
1978-79	7-5
1977-78	10-2
Total.....	536-165 (.765)

Vanderbilt has ranked among the top attendance draws in women's basketball over the years. Here is a year-by-year look at VU's home attendance figures, including where the team has ranked nationally in total attendance since the 1999-00 season:

Year	Games	Total	Average	National Rank (Total)
2025-26	11	33,619	3,056	50th
2024-25	17	71,266	4,192	32nd
2023-24	17	47,479	2,793	53rd
2022-23	16	38,640	2,415	57th
2021-22	18	31,211	1,734	51st
2020-21*	5	209	42	—
2019-20	16	37,391	2,369	54th
2018-19	14	33,129	2,366	64th
2017-18	15	42,705	2,847	45th
2016-17	15	42,685	2,846	40th
2015-16	16	46,496	2,906	37th
2014-15	15	53,280	3,552	30th
2013-14	17	66,338	3,902	25th
2012-13	14	56,309	4,022	24th
2011-12	20	82,261	4,113	23rd
2010-11	15	68,828	4,589	20th
2009-10	16	69,521	4,345	21st
2008-09	16	76,150	4,759	18th
2007-08	17	91,279	5,369	17th
2006-07	16	72,215	4,513	23rd
2005-06	16	65,693	4,106	23rd
2004-05	14	51,682	3,692	31st
2003-04	14	44,352	3,168	33rd
2002-03	13	57,709	4,439	21st
2001-02	19	90,800	4,779	16th
2000-01	18	50,650	2,814	36th
1999-00	14	44,982	3,213	30th
1998-99	14	65,046	4,646	--
1997-98	14	91,056	6,504	--
1996-97	14	67,967	4,854	--
1995-96	15	88,151	5,877	--
1994-95	17	69,788	4,105	--
1993-94	14	73,686	5,253	--
1992-93	14	67,871	4,848	--
1991-92	15	36,266	2,418	--
1990-91	14	20,205	1,443	--
1989-90	17	25,887	1,522	--
1988-89	11	14,265	1,297	--
1987-88	13	7,324	563	--
1986-87	17	12,248	721	--
1985-86	14	5,750	411	--
1984-85	10	4,450	445	--
1983-84	12	8,664	722	--
1982-83	11	6,950	632	--
1981-82	14	6,310	451	--
1980-81	10	2,525	253	--

*Vanderbilt discontinued its 2020-21 season due to the COVID-19 pandemic

Memorial Gym Women's Basketball Crowds Over 10,000

Rank	Attendance	Opponent	Date
1.	15,317	Tennessee	1/30/1993
2.	15,311	Tennessee	2/7/1999
3.	15,187	Tennessee	2/25/1996
4.	14,848	Tennessee	2/16/1998
5.	14,316	Tennessee	2/17/2008
6.	14,168	Tennessee	2/16/2002
7.	13,227	Tennessee	12/31/1994
8.	13,127	Tennessee	1/19/2006
9.	12,645	Tennessee	1/31/1994
10.	12,417	Tennessee	1/19/1997
11.	12,131	Ohio State	1/6/1993
12.	12,034	Tennessee	2/9/2012
13.	12,009	Tennessee	1/25/2007
14.	11,401	Tennessee	2/2/2003
15.	11,386	Tennessee	2/14/2011
16.	10,561	Tennessee	2/15/2004
17.	10,154	Tennessee	1/24/2013
18.	10,149	Tennessee	2/24/2000



RECORDS AT A GLANCE

Points

Game	1.	55 • Mikayla Blakes at Auburn, 2.16.25
	9.	38 • Mikayla Blakes vs. Mississippi State, 1.15.26
	10.	37 • Jackie Cowan vs. Cheyney State, 2.9.86
	'25-26	38 • Mikayla Blakes, at Mississippi State, 01.15.26
Season	1.	855 • Wendy Scholtens, 1989-90
	10.	633 • Jackie Cowan, 1985-86
	'25-26	518 • Mikayla Blakes
Career	1.	2,604 • Chantelle Anderson, 2000-03
	10.	1,618 • Jasmine Lister, 2011-14
	Active	1,287 • Mikayla Blakes, 2025-present

Field Goals Made

Game	1.	19 • Khamil Pierre vs. Evansville, 12.14.24
		Chantelle Anderson at Portland State, 12.23.00
	9.	15 • 9 Times, Last: Mikayla Blakes at Auburn, 02.16.25
	'25-26	13 • Mikayla Blakes, at Arkansas (01/01/26)
Season	1.	309 • Wendy Scholtens, 1989-90
	10.	244 • Sheri Sam, 1995-96
	'25-26	179 • Mikayla Blakes
Career	1.	1,020 • Chantelle Anderson, 2000-03
	10.	625 • Sheri Sam, 1992-96
	Active	486 • Sacha Washington, 2022-present

Field Goals Attempted

Game	1.	31 • Eva Lemeh at Georgia, 2.16.81
	8.	27 • Mikayla Blakes, vs. California, 11.03.25
	9.	26 • Ciaja Harbison, vs. NC State, 11.24.22
	10.	25 • Four times: Last: Khamil Pierre at Texas, 2.6.25
	'25-26	27 • Mikayla Blakes, vs. California, 11.03.25
Season	1.	571 • Barbara Brackman, 1981-82
	10.	504 • Jackie Cowan, 1985-86
	'25-26	397 • Mikayla Blakes
Career	1.	1,655 • Wendy Scholtens, 1988-91
	10.	1,301 • Carla Thomas, 2004-2007
	Active	970 • Sacha Washington, 2022-present

Field Goal Percentage

Game	1.	1.000 • 4 Times, Last: Hannah Tuomi, 10-10 vs. UF, 2.24.10
(Min. 10 FGM)	9.	.917 • 3 Times, Last: Ashley Earley, 11-12 at Tenn., 2.13.05
	'25-26	.647 • Mikayla Blakes, 11-17 vs. Tennessee State, 11.23.25
Season	1.	.723 (292-404) • Chantelle Anderson, 2000-01
(Min. 150 FGM)	10.	.602 (103-171) • Nicole Jules, 2005-06
	'25-26	.451 (179-397) • Mikayla Blakes
Career	1.	.651 (1,020-1,568) • Chantelle Anderson, 2000-03
(Min. 400 FGM)	10.	.543 (706-1,301) • Carla Thomas, 2004-07
	Active	.501 (486-970) • Sacha Washington, 2022-present

3-Pointers Made

Game	1.	9 • Iyana Moore, vs. Alabama State, 12.28.21
	5.	7 • 13 Times, Last: Justine Pissott, vs. Texas Southern, 12.20.25
	'25-26	7 • Justine Pissott, vs. Texas Southern, 12.20.25
Season	1.	95 • Caroline Williams, 2005-06
	10.	80 • Christina Wirth, 2008-09
	'25-26	63 • Justine Pissott
Career	1.	276 • Christina Foggie, 2011-14
	10.	179 • Michelle Palmisano, 1995-97
	Active	146 • Justine Pissott, 2023-present

3-Pointers Attempted

Game	1.	17 • Christina Foggie vs. Virginia, 11.23.12
		17 • Christina Foggie vs. Maryland, 3.28.09
	8.	14 • 3x, Last: Mikayla Blakes, at Miami, 12.04.24
	'25-26	12 • 2x, Last: Justine Pissott, vs. Virginia, 12.03.25
Season	1.	225 • Merideth Marsh, 2009-10
	10.	207 • Merideth Marsh, 2008-09
		Iyana Moore, 2021-22
	'25-26	155 • Mikayla Blakes
Career	1.	735 • Christina Foggie, 2011-14
	10.	460 • Julie Powell, 1991-94
	Active	381 • Justine Pissott, 2023-present

3-Point Percentage

Game	1.	1.000 • 7 Times, Last: Erin Whalen (5-5) at Alabama, 1.21.18
(Min. 5 3PM)	'25-26	.700 • Justine Pissott (7-10) vs. Texas Southern, 12.20.25
Season	1.	.505 (48-95) • Caroline Williams, 2004-05
(Min. 40 3PA)	10.	.446 (37-83) • Christa Reed, 2016-17
	'25-26	.434 (63-145) • Justine Pissott
Career	1.	.465 (238-512) • Caroline Williams, 2004-07
(Min. 100 3PM)	10.	.394 (145-368) • Donna Harris, 1990-94
	Active	.383 (146-381) • Justine Pissott, 2023-present

Free Throws Made

Game	1.	23 • Mikayla Blakes at Auburn, 2.16.25
	2.	18 • Ashley McElhiney vs. LSU, 2.15.01
		18 • Wendy Scholtens at Tenn. Tech, 1.11.89
	5.	16 • Four Times, Last: Mikayla Blakes, at Florida 01.30.25
	'25-26	12 • Mikayla Blakes vs. Virginia, 12.3.25
Season	1.	236 • Wendy Scholtens, 1989-90
	3.	193 • Mikayla Blakes, 2024-25
	10.	134 • Chantelle Anderson, 2000-01
	'25-26	111 • Mikayla Blakes
Career	1.	681 • Wendy Scholtens, 1988-91
	9.	303 • Donna Harris, 1990-94
	10.	302 • Mikayla Blakes, 2025-present
	Active	304 • Mikayla Blakes, 2025-present

Free Throws Attempted

Game	1.	24 • Mikayla Blakes at Auburn, 2.16.25
	2.	19 • Ashley McElhiney vs. LSU, 2.15.01
	3.	18 • 3x, Last: Mikayla Blakes, at Florida, 01.30.25
	'25-26	13 • Mikayla Blakes vs. Virginia, 12.3.25
Season	1.	264 • Wendy Scholtens, 1989-90
	10.	192 • Ciaja Harbison, 2022-23
	'25-26	133 • Mikayla Blakes
Career	1.	785 • Wendy Scholtens, 1988-91
	10.	413 • Dee Davis, 2004-07
	Active	381 • Sacha Washington, 2022-present

Free Throw Percentage

Game	1.	1.000 • 19 Times, Last: Iyana Moore (10-10) vs. Ga., 3.3.24
(Min. 10 FTM)	25-26	.900 • Mikayla Blakes (9-10), vs. Oregon State, 11.27.25
Season	1.	.938 (61-65) • Christa Reed, 2017-18
(Min. 50 FTA)	5.	.883 (193-218) • Mikayla Blakes, 2024-25
	10.	.871 (54-62) • Christina Wirth, 2006-07
	'25-26	.835 (111-133) • Mikayla Blakes
Career	1.	.868 (681-785) • Wendy Scholtens, 1988-91
(Min. 180 FTM)	2.	.865 (302-349) • Mikayla Blakes, 2025-present
	10.	.793 (195-246) • Christina Wirth, 2006-09
	Active	.866 (304-351) • Mikayla Blakes, 2025-present

Rebounds

Game	1.	22 • Wendy Scholtens, 2x, vs. Lipscomb, 1.9.90
		vs. Wright State, 12.9.89
		Barbara Brackman, vs. Union, 1.4.83
	10.	19 • 6x, Last: Jennifer Holmes, vs. Florida, 2.25.99
	'25-26	16 • Sacha Washington, vs. Missouri, 01.08.26
Season	1.	389 • Wendy Scholtens, 1989-90
		Karen Booker, 1986-87
	6.	315 • Wendy Scholtens, 1988-89
	10.	291 • Sheri Sam, 1989-90
	'25-26	164 • Sacha Washington
Career	1.	1,272 • Wendy Scholtens, 1988-91
	4.	964 • Zuzi Klimesova, 1999-02
	5.	879 • Sacha Washington, 2022-present
	Active	884 • Sacha Washington, 2022-present

Assists

Game	1.	17 • Ashley McElhiney at Louisville, 1.2.03
	2.	15 • 2x, Last: Aubrey Galvan, vs. Tennessee State, 11.23.25
	7.	13 • 5x, Last: Jasmine Lister vs. Tennessee, 2.9.12
	'25-26	15 • Aubrey Galvan, vs. Tennessee State, 11.23.25
Season	1.	262 • Cathy Bender, 1981-82
	10.	168 • Jasmine Lister, 2012-13
	'25-26	132 • Aubrey Galvan
Career	1.	730 • Dee Davis, 2004-07
	10.	438 • Jordyn Cambridge, 2018-24
	Active	199 • Mikayla Blakes, 2025-present

Steals

Game	1.	11 • Eva Lemeh vs. Murray State, 12.14.80
	3.	9 • 4x, Last: Aubrey Galvan, vs. Tennessee State, 11.23.25
	8.	8 • 8x, Last: Khamil Pierre, vs. Evansville, 12.14.24
	'25-26	9 • Aubrey Galvan, vs. Tennessee State, 11.23.25
Season	1.	129 • Jordyn Cambridge, 2021-22
	6.	94 • Eva Lemeh, 1980-81
	10.	89 • Donna Atkinson, 1983-84
	'25-26	66 • Mikayla Blakes
Career	1.	351 • Jordyn Cambridge, 2018-24
	10.	221 • Jennifer Risper, 2006-09
	Active	144 • Mikayla Blakes, 2025-present

Blocked Shots

Game	1.	10 • Angela Gorsica vs. Wingate, 12.28.95
		10 • Heidi Gillingham vs. Middle Tennessee, 1.30.92
	4.	8 • 15 Times, Last: Angela Gorsica vs. DePaul, 2.19.97
	'25-26	4 • Aalyah Del Rosario, vs. UAlbany, 12.18.25
Season	1.	131 • Heidi Gillingham, 1991-92
	10.	57 • Carolyn Peck, 1987-88
	'25-26	25 • Aiyana Mitchell
Career	1.	413 • Heidi Gillingham, 1991-94
	9.	127 • Karen Booker, 1984-87
	10.	125 • Sacha Washington, 2022-present
	Active	125 • Sacha Washington, 2022-present

Points Per Game

Season	1.	25.2 (855 pts) • Wendy Scholtens, 1989-90
	2.	23.3 (769 pts) • Mikayla Blakes, 2024-25
	10.	20.4 • Sheri Sam, 1995-96/Jackie Cowan, 1985-86
	'25-26	24.8 (495 pts) • Mikayla Blakes
Career	1.	21.3 (122 GP) • Wendy Scholtens, 1988-91
(Min. 100 GP)	10.	12.8 (119 GP) • Karen Booker, 1984-87
	Active	10.1 (119 GP) • Sacha Washington, 2022-present

Games Played

Career	1.	137 • Jessica Mooney, 2007-10
		137 • Chantelle Anderson, 2000-03
	7.	132 • Six times, Last: Tiffany Clarke, 2010-13
	Active	120 • Sacha Washington, 2022-present

Minutes Played

Game	1.	50 • Karen McGinn vs. Auburn, 12.13.78
		50 • Ann Morrow vs. Auburn, 12.13.78
	9.	46 • Chavonne Hammond vs. Kansas, 3.18.00
		46 • Ashley Smith vs. George Washington, 12.22.98
	'25-26	40 • 4x, Last: Mikayla Blakes, at Mississippi State, 1.15.26
		2x, Last: Aubrey Galvan vs. Michigan, 01.19.26
Season	1.	1,298 • Ashley McElhiney, 2001-02
	10.	1,179 • Zuzi Klimesova, 2000-01
	'25-26	698 • Aubrey Galvan
Career	1.	4,626 • Jasmine Lister, 2011-14
	10.	3,779 • Christina Werth, 2006-09
	Active	2,929 • Sacha Washington, 2022-present





THE LAST TIME WHEN...

SCORING

Less than 40 pts	31 • East Tennessee St. • Johnson City, Tenn. • 12.01.22
40-49 pts	49 • Texas A&M • College Station, Texas • 02.15.24
Less than 50 pts & Won	49 • Texas A&M • College Station, Texas • 02.15.24
90-99 pts	91 • Texas A&M • College Station, Texas • 01.11.26
100+ pts (regulation)	109 • Stonehill • Nashville, Tenn. • 12.28.25
100+ pts	109 • Stonehill • Nashville, Tenn. • 12.28.25

OPPONENT SCORING

Less than 35 pts	35 • UAlbany • Nashville, Tenn. • 12.18.25
Less than 40 pts	38 • Alabama State • Nashville, Tenn. • 11.21.25
40-49 pts	46 • Texas Southern • Nashville, Tenn. • 12.20.25
Less than 50 pts & Won	44 • East Tennessee St. • Johnson City, Tenn. • 12.01.22
90-99 pts	96 • Kentucky • Nashville, Tenn. • 01.05.25
100+ pts (regulation)	103 • South Carolina • Columbia, S.C. • 01.25.26
100+ pts	103 • South Carolina • Columbia, S.C. • 01.25.26

FIELD GOAL PERCENTAGE

20.0%-29.9%	27.9% (19-68) • Florida • Gainesville, Fla. • 1.22.23
30.0%-39.9%	35.1% (20-57) • LSU • Nashville, Tenn. • 01.04.26
30.0%-39.9% & Won	35.1% (20-57) • LSU • Nashville, Tenn. • 01.04.26
50.0%-54.9%	50.0% (32-64) • Auburn • Nashville, Tenn. • 01.22.26
55.0%-59.9%	56.4% (31-55) • Texas A&M • College Station, Texas • 01.11.26
60.0% or higher	69.8% (44-63) • Stonehill • Nashville, Tenn. • 12.28.25

OPPONENT FIELD GOAL PERCENTAGE

20.0%-29.9%	26.3% (15-57) • Texas Southern • Nashville, Tenn. • 12.20.25
20.0%-29.9% & won	27.4% (17-62) • East Tenn. St. • Johnson City, Tenn. • 12.1.22
30.0%-39.9%	35.3% (18-51) • Texas A&M • College Station, Texas • 01.11.26
30.0%-39.9% & won	38.9% (35-90) • Mississippi State • Nashville, Tenn. • 02.13.25
50.0%-59.9%	54.7% (35-64) • South Carolina • Greenville, S.C. • 03.07.25
50.0%-59.9% & lost	51.6% (33-64) • Auburn • Auburn, Ala. • 02.16.25
60.0% or higher	61.5% (40-65) • South Carolina • Columbia, S.C. • 01.25.26

FREE THROW PERCENTAGE

Less than 50.0%	37.5% (3-8) • South Florida • Tampa, Fla. • 11.14.24
90.0%-99.9%	90.0% (18-20) • Mississippi State • Starkville, Miss. • 01.15.26
1.000%	15-15 • South Florida • Tampa, Fla. • 12.15.25
1.000% w/ 10 or more makes	15-15 • South Florida • Tampa, Fla. • 12.15.25

OPPONENT FREE THROW PERCENTAGE

Less than 50.0%	0.0% (0-2) • South Florida • Tampa, Fla. • 12.15.25
90.0%-99.9%	92.9% (13-14) • South Carolina • Columbia, S.C. • 01.25.26
1.000%	3-3 • South Florida • Tampa, Fla. • 11.14.24
1.000% w/ 10 or more makes	12-12 • Texas A&M • College Station, Texas • 2.10.22

BASKETS MADE

40+ field goals made	44 • Stonehill • Nashville, Tenn. • 12.28.25
10-14 3-point field goals made	12 • South Carolina • Columbia, S.C. • 01.25.26
15+ 3-point field goals made	18 • Texas Southern • Nashville, Tenn. • 12.20.25
Did not make a 3-pointer	0-9 • Butler • Indianapolis • 12.7.23
Made 20+ free throws	29 (29-32) • Auburn • Auburn, Ala. • 02.16.25
Made less than five free throws	3 (3-8) • South Florida • Tampa, Fla. • 11.14.24
Made 5-10 free throws	10 (10-16) • Arkansas • Fayetteville, Ark. • 01.01.26

OPPONENT BASKETS MADE

40+ field goals made	42 • South Carolina • Nashville, Tenn. • 1.14.21
10-14 3-point field goals made	10 • South Carolina • Columbia, S.C. • 01.25.26
15+ 3-point field goals made	15 • Kentucky • Nashville, Tenn. • 01.05.25
Did not make a 3-pointer	0-8 • Ole Miss • Nashville, Tenn. • 2.20.22
Made 20+ free throws	22 (22-26) • Texas • Austin, Texas • 02.06.25
Made less than five free throws	3 (3-6) • Stonehill • Nashville, Tenn. • 12.28.25
Made 5-10 free throws	6 (6-12) • Auburn • Nashville, Tenn. • 01.22.26

REBOUNDS

10-20 rebounds	20 • Georgia • Nashville, Tenn. • 2.5.23
21-29 rebounds	28 • LSU • Nashville, Tenn. • 01.04.26
40-44 rebounds	44 • Auburn • Nashville, Tenn. • 01.22.26
45-49 rebounds	47 • Texas Southern • Nashville, Tenn. • 12.20.25
50+ rebounds	51 • West Georgia • Nashville, Tenn. • 12.21.24
20+ rebound margin	+27 • Austin Peay • Nashville, Tenn. • 11.08.24
30+ rebound margin	+30 • Samford • Nashville, Tenn. • 11.22.24

OPPONENT REBOUNDS

20-24 rebounds	24 • Miami • Coral Gables, Fla. • 12.04.24
25-29 rebounds	25 • Auburn • Nashville, Tenn. • 01.22.26
40-44 rebounds	41 • Michigan • Newark, N.J. • 01.19.26
45-49 rebounds	48 • LSU • Nashville, Tenn. • 01.04.26
50+ rebounds	54 • Oklahoma • Norman, Okla. • 02.20.25
60+ rebounds	65 • Mississippi State • Nashville, Tenn. • 02.13.25
20+ rebound margin	+20 • LSU • Nashville, Tenn. • 01.04.26

STEALS

0-5 steals	4 • Mississippi State • Starkville, Miss. • 01.15.26
10-15 steals	11 • Auburn • Nashville, Tenn. • 01.22.26
16-19 steals	18 • Tennessee State • Nashville, Tenn. • 11.23.25
20+ steals	26 • Stonehill • Nashville, Tenn. • 12.28.25

OPPONENT STEALS

0-5 steals	5 • Texas A&M • College Station, Texas • 01.11.26
10-15 steals	12 • South Carolina • Columbia, S.C. • 01.25.26
15-19 steals	17 • Florida • Nashville, Tenn. • 1.7.24
20+ steals	22 • UCLA • Boston, Mass. • 11.26.95

ASSISTS

0-9 assists	8 • Texas • Austin, Texas • 02.06.25
15-19 assists	19 • South Carolina • Columbia, S.C. • 01.25.26
20-25 assists	24 • Auburn • Nashville, Tenn. • 01.22.26
25-29 assists	27 • Stonehill • Nashville, Tenn. • 12.28.25
30-plus assists	33 • Tennessee State • Nashville, Tenn. • 11.23.25

OPPONENT ASSISTS

0-9 assists	8 • Auburn • Nashville, Tenn. • 01.22.26
15-19 assists	18 • Michigan • Newark, N.J. • 01.19.26
20-25 assists	25 • South Carolina • Columbia, S.C. • 01.25.26
26-30 assists	26 • Ole Miss • Oxford, Miss. • 01.09.25

TURNOVERS

5-10 turnovers	10 • Texas A&M • College Station, Texas • 01.11.26
20-24 turnovers	20 • South Carolina • Columbia, S.C. • 01.25.26
25-29 turnovers	29 • Ole Miss • Oxford, Miss. • 01.09.25
30-40 turnovers	37 • UCLA • Boston, Mass. • 11.26.95

OPPONENT TURNOVERS

5-10 turnovers	10 • Tennessee • Nashville, Tenn. • 01.19.25
20-24 turnovers	24 • Missouri • Nashville, Tenn. • 01.08.26
25-29 turnovers	25 • Texas A&M • College Station, Texas • 01.11.26
30-40 turnovers	35 • Stonehill • Nashville, Tenn. • 12.28.25

BLOCKED SHOTS

0 Blocks	0 • South Carolina • Nashville, Tenn. • 02.23.25
5-9 blocked shots	6 • Texas Southern • Nashville, Tenn. • 12.20.25

OPPONENT BLOCKED SHOTS

0 Blocks	0 • Mississippi State • Starkville, Miss. • 01.15.26
5-9 blocked shots	7 • South Carolina • Columbia, S.C. • 01.25.26
10+ blocked shots	14 • South Carolina • Nashville, Tenn. • 1.19.23

MARGIN OF VICTORY

1 point	vs. Tennessee (71-7) • Nashville, Tenn. • 01.19.25
2 points	at Arkansas (66-64) • Tuscaloosa, Ala. • 01.26.25
10-19 points	17 • Arkansas (88-71) • Fayetteville, Ark. • 01.01.26
20-29 points	28 • Auburn (81-53) • Nashville, Tenn. • 01.22.26
Back-to-back 20+ points	31 • Missouri (99-68) • Nashville, Tenn. • 01.08.26
	40 • Texas A&M (91-51) • College Station, Texas • 01.11.26
30-39 points	31 • Missouri (99-68) • Nashville, Tenn. • 01.08.26
Back-to-back 30+ points	31 • Missouri (99-68) • Nashville, Tenn. • 01.08.26
	40 • Texas A&M (91-51) • College Station, Texas • 01.11.26
40-49 points	40 • Texas A&M (91-51) • College Station, Texas • 01.11.26
Back-to-back 40+ points	50 • Texas Southern (96-46) • Nashville, Tenn. • 12.20.25
	59 • Stonehill (109-50) • Nashville, Tenn. • 12.28.25
50-59 points	59 • Stonehill (109-50) • Nashville, Tenn. • 12.28.25
Back-to-back 50+ points	50 • Texas Southern (96-46) • Nashville, Tenn. • 12.20.25
	59 • Stonehill (109-50) • Nashville, Tenn. • 12.28.25
60-69 points	66 • Evansville (106-40) • Nashville, Tenn. • 12.14.24
70+ points	70 • Hampton (116-46) • Nashville, Tenn. • 11.29.98
Single-overtime win	at Auburn (98-88) • Auburn, Ala. • 02.16.25
Double-overtime win	at Florida (106-98) • Gainesville, Fla. • 2.6.11
Triple-overtime win	NEVER OCCURRED

OPPONENT MARGIN OF VICTORY

1 point	vs. Florida (53-52) • Greenville, S.C. • 3.3.22
2 points	vs. Missouri (65-63) • Nashville, Tenn. • 1.14.24
10-19 points	15 • Ole Miss (76-61) • Nashville, Tenn. • 02.02.25
20-30 points	29 • South Carolina (103-74) • Columbia, S.C. • 01.25.26
Back-to-back 20+ points	20 (101-81) • Oklahoma • Norman, Okla. • 02.20.25
	28 • South Carolina (82-54) • Nashville, Tenn. • 02.23.25
30-39 points	37 • Alabama (98-61) • Tuscaloosa, Ala. • 1.26.20
40-49 points	48 • South Carolina (96-48) • Nashville, Tenn. • 1.19.23
50-59 points	55 • South Carolina (85-30) • Columbia, S.C. • 01.24.22
60-69 points	63 • South Carolina (106-43) • Nashville, Tenn. • 01.14.21
70+ points	NEVER OCCURRED
Single-overtime win	Alabama (77-71) • Nashville, Tenn. • 2.6.22
Double-overtime win	Mississippi State (85-77) • Nashville, Tenn. • 02.13.25
Triple-overtime win	NEVER OCCURRED





LAST TIME...

A DORE SCORED 20 OR MORE PTS
Mikayla Blakes • 23 Pts at South Carolina • 01.25.26

TWO DORES SCORED 20 OR MORE PTS
Mikayla Blakes • 25 Pts at Texas A&M • 01.11.26
Justine Pissott • 22 Pts at Texas A&M • 01.11.26

AN OPPONENT SCORED 20 OR MORE PTS
Ta'Niya Latson • South Carolina • 21 Pts • 01.25.26
Tessa Johnson • South Carolina • 20 Pts • 01.25.26

TWO OPPONENTS SCORED 20 OR MORE PTS
Ta'Niya Latson • South Carolina • 21 Pts • 01.25.26
Tessa Johnson • South Carolina • 20 Pts • 01.25.26

A DORE SCORED 30 OR MORE PTS
Mikayla Blakes • 38 Pts at Mississippi State • 01.15.26

A DORE SCORED 40 OR MORE PTS
Mikayla Blakes • 55 Pts at Auburn • 02.16.25

A DORE SCORED 50 OR MORE PTS
Mikayla Blakes • 55 Pts at Auburn • 02.16.25

AN OPP. SCORED 30 OR MORE PTS
Raegan Beers • Oklahoma • 30 Pts • 02.20.25

A DORE COLLECTED 15 OR MORE REBS
Sacha Washington • 16 Reb vs. Missouri • 01.08.26

AN OPP. COLLECTED 15 OR MORE REBS
Madina Okot • Mississippi State • 23 Reb • 02.13.25

A DORE COLLECTED 10 OR MORE AST
Aubrey Galvan • 10 Ast vs. Auburn • 01.22.26

AN OPP. COLLECTED 10 OR MORE AST
Mar'shaun Bostic • Auburn • 11 Ast • 02.16.25

A DORE HAD FIVE OR MORE STL
Aubrey Galvan • 5 Stl vs. Missouri • 01.08.26

AN OPP. COLLECTED FIVE OR MORE STL
Madina Okot • South Carolina • 5 Steals • 01.25.26

A DORE HAD FIVE OR MORE BLK
Sacha Washington • 6 Blk vs. Dayton • 12.20.23

AN OPP. COLLECTED FIVE OR MORE BLK
L'or Mputu • South Florida • 6 Blk • 11.14.24

A DORE MADE 10-PLUS FG
Mikayla Blakes • 11 FGM at Mississippi State • 01.15.26

A DORE MADE 10-PLUS FG IN BACK-TO-BACK GAMES
Mikayla Blakes (2) • 13 FGM at Arkansas • 01.01.26
10 FGM vs. LSU • 01.04.26

AN OPP. MADE 10 OR MORE FG
Stefanie Ingram • South Florida • 10 FGM • 12.15.25

A DORE ATTEMPTED 20 OR MORE FG
Mikayla Blakes • 24 FGA at South Carolina • 01.25.26

AN OPP. ATTEMPTED 20 OR MORE FG
Yutling Deng • Auburn • 26 FGA • 02.16.25

A DORE MADE 10 OR MORE FREE THROWS
Mikayla Blakes • 11 FTM at Mississippi State • 01.15.26

A DORE MADE 20 OR MORE FREE THROWS
Mikayla Blakes • 23 FTM at Auburn • 02.16.25

AN OPP. MADE 10 OR MORE FREE THROWS
Diamond Battles • Georgia • 10 FTM • 2.5.23

A DORE MADE 5 OR MORE 3-PT FG
Mikayla Blakes • 5 3-Pt FGM at Mississippi St. • 01.15.26

AN OPP. MADE 5 OR MORE 3-PT FG
Taleyah Jones • Arkansas • 5 3-Pt FGM • 01.01.26

VANDY HAD 5 OR PLAYERS IN DBL FIGURES
Five Players • vs. Missouri • 01.08.26

AN OPP. HAD 5 OR PLAYERS IN DBL FIGURES
South Carolina • Five Players • 01.25.26

VANDY PLAYER HAD A DOUBLE-DOUBLE
Aubrey Galvan • 15 pts, 10 ast • vs. Auburn • 01.22.26
Sacha Washington • 18 pts, 12 reb • vs. Auburn • 01.22.26

A DORE HAD CONSECUTIVE DOUBLE-DOUBLES
Khamil Pierre (2) • 16 pts, 15 reb vs. Tennessee • 03.06.25
17 pts, 10 reb vs. South Carolina • 03.07.25

AN OPP. HAD A DOUBLE-DOUBLE
Grace Slaughter • Missouri • 12 pts, 10 reb • 01.08.26

VANDY HAD 2 PLAYERS POST A DOUBLE-DOUBLE
vs. Auburn • 11.23.25
Aubrey Galvan • 15 pts, 10 ast
Sacha Washington • 18 pts, 12 reb

AN OPP. HAD 2 PLAYERS POST A DOUBLE-DOUBLE
Ivy Wolf • Dayton • 23 pts, 10 reb • 12.19.24
Arianna Smith • Dayton • 16 pts, 12 reb • 12.19.24

VANDY HAD 3 PLAYERS POST A DOUBLE-DOUBLE
vs. Western Kentucky • 11.15.23
Sacha Washington • 18 pts, 10 reb
Jordyn Oliver • 15 pts, 10 reb
Jordyn Cambridge • 11 pts, 13 reb

VANDY PLAYER HAD A TRIPLE-DOUBLE
Jordyn Cambridge • vs. Texas A&M • 3.2.23
15 reb, 13 pts, 10 ast

ALL VANDY PLAYERS THAT PLAYED SCORED
Nine Players at South Carolina • 01.25.26

RECORD WHEN...

2025-26 OVERALL 20-1

AT HOME 11-0

ON THE ROAD 5-1

NEUTRAL GAMES 4-0

IN OVERTIME 0-0

IN DOUBLE OVERTIME 0-0

AFTER A WIN 19-1

AFTER A LOSS 0-0

LEADING AFTER 1ST QUARTER 16-0

TRAILING AFTER 1ST QUARTER 3-1

TIED SCORE AFTER 1ST QUARTER 1-0

LEADING AT HALFTIME 18-0

TRAILING AT HALFTIME 2-1

TIED AT HALFTIME 0-0

LEADING AFTER 3RD QUARTER 19-0

TRAILING AFTER 3RD QUARTER 1-1

TIED SCORE AFTER 3RD QUARTER 0-0

OUTSCORING OPP. IN 2ND HALF 19-0

OUTSCORED BY OPP. IN 2ND HALF 1-1

SCORING SAME PTS IN 2ND HALF 0-0

LEADING WITH 5 MIN. REMAINING 19-0

TRAILING WITH 5 MIN. REMAINING 1-1

TIED WITH 5 MIN. REMAINING 0-0

SCORING FEWER THAN 50 POINTS 0-0

SCORING 50-59 POINTS 0-0

SCORING 60-69 POINTS 2-0

SCORING 70-79 POINTS 3-1

SCORING 80-89 POINTS 8-0

SCORING 90-99 POINTS 6-0

SCORING 100+ POINTS 1-0

ALLOWING 39-OR-FEWER POINTS 2-0

ALLOWING 40-49 POINTS 4-0

ALLOWING 50-59 POINTS 4-0

ALLOWING 60-69 POINTS 7-0

ALLOWING 70-79 POINTS 2-0

ALLOWING 80-89 POINTS 1-0

SCORING 90-99 POINTS 0-0

ALLOWING 100+ POINTS 0-1

GAME DECIDED BY 1-POINT 0-0

GAME DECIDED BY 2-3 POINTS 1-0

GAME DECIDED BY 4-5 POINTS 2-0

GAME DECIDED BY 6-9 POINTS 1-0

GAME DECIDED BY 10-19 POINTS 4-0

GAME DECIDED BY 20-29 POINTS 4-1

GAME DECIDED BY 30-39 POINTS 1-0

GAME DECIDED BY 40-49 POINTS 3-0

GAME DECIDED BY 50-59 POINTS 4-0

GAME DECIDED BY 60+ POINTS 0-0

HIGHER FIELD GOAL PERCENTAGE 14-0

LOWER FIELD GOAL PERCENTAGE 6-1

SAME FIELD GOAL PERCENTAGE 0-0

SHOOTING LESS THAN 30% 0-0

SHOOTING 30-39% 2-0

SHOOTING 40-49% 13-1

SHOOTING 50+% 5-0

OPP. SHOOTING LESS 30% 5-0

OPP. SHOOTING 30-39% 5-0

OPP. SHOOTING 40-49% 10-0

OPP. SHOOTING 50+% 0-1

MORE MADE 3-PT THAN OPP. 15-1

FEWER MADE 3-PT THAN OPP. 3-0

SAME 3-PT MAKES AS OPP. 2-0

MAKING FEWER THAN FIVE 3-PT FG 1-0

MAKING BETWEEN 5-9 3-PT FG 7-0

MAKING 10-14 3-PT FG 11-1

MAKING 15+ 3-PT FG 1-0

ALLOWING FEWER THAN 5 3-PT FG 4-0

ALLOWING BETWEEN 5-9 3-PT FG 13-0

ALLOWING 10+ 3-PT FG 2-1

MAKING MORE FREE THROWS 16-0

MAKING FEWER FREE THROWS 3-1

MAKING SAME FREE THROWS 1-0

MAKING FEWER THAN 10 FREE THROWS 3-1

MAKING 10-19 FREE THROWS 17-0

MAKINGS 20+ FREE THROWS 0-0

OPP. MAKES 0-10 FREE THROWS 13-0

OPP. MAKES 10-19 FREE THROWS 7-1

OPP. MAKES 20+ FREE THROWS 0-0

OUTREBOUNDING OPP. 13-0

OUTREBOUNDED BY OPP. 6-1

SAME TOTAL OF REBOUNDS 1-0

FEWER THAN 10 ASSISTS 0-0

10-19 ASSISTS 9-1

20+ ASSISTS 11-0

NO BLOCKS 0-0

1-4 BLOCKS 11-1

5+ BLOCKS 9-0

COMMITTING FEWER TURNOVERS 17-0

COMMITTING MORE TURNOVERS 2-1

COMMITTING SAME TURNOVERS 1-0

FORCING FEWER THAN 10 TURNOVERS 0-0

FORCING 10-19 TURNOVERS 7-1

FORCING 20-29 TURNOVERS 12-0

FORCING 30+ TURNOVERS 1-0

IN DAY GAMES 10-1

IN NIGHT GAMES 10-0

ON SUNDAY 3-1

ON MONDAY 4-0

ON TUESDAY 0-0

ON WEDNESDAY 3-0

ON THURSDAY 6-0

ON FRIDAY 1-0

ON SATURDAY 3-0

IN NOVEMBER 8-0

IN DECEMBER 5-0

IN JANUARY 7-1

IN FEBRUARY 0-0

IN MARCH 0-0

VS. SEC 6-1

VS. SEC AT MEMORIAL GYM 3-0

VS. SEC ON THE ROAD 3-1

VS. RANKED OPPONENTS 2-1

VS. OPPONENTS RECEIVING 0-0

WINNING THE OPENING TIP 13-0

LOSING THE OPENING TIP 7-1

WEARING WHITE 10-0

WEARING VANDY SCRIPT WHITE 3-0

WEARING GRAY 1-0

WEARING GOLD 1-0

WEARING BLACK 4-1

WEARING V-LOGO BLACK 1-0

WEARING PLAY4KAY JERSEY 0-0





2025-26 GAME LEADERS

OPPONENT	DATE	SCORE	W/L	POINTS	REBOUNDS	ASSISTS	STEALS	BLOCKS
vs. California	11-03-25	74-65	W	Blakes (27)	Mitchell (10)	Galvan (7)	Washington (4)	Mitchell/Pissott (3)
Furman	11-10-25	96-48	W	Mwenentanda (16)	Galvan (7)	Galvan (8)	Blakes (4)	Blakes/Makurat (1)
at Austin Peay	11-12-25	75-65	W	Blakes (26)	Washington (10)	Pissott (4)	Washington (3)	Washington (2)
at Western Kentucky	11-19-25	87-49	W	Blakes (30)	Blakes (10)	Galvan (8)	Blakes (6)	Del Rosario (3)
Alabama State	11-21-25	92-38	W	Makurat (21)	Washington (7)	Galvan (8)	Blakes (4)	Del Rosario/Washington (2)
Tennessee State	11-23-25	99-43	W	Blakes (24)	Washington (10)	Galvan (15)	Galvan (9)	Del Rosario/Mitchell/Washington (2)
vs. Oregon State	11-27-25	88-66	W	Blakes (35)	Pissott/Washington (6)	Blakes/Pissott (4)	Galvan (6)	Mitchell (2)
vs. BYU	11-29-25	84-71	W	Blakes (27)	Washington (12)	Blakes/Washington (6)	Blakes/Galvan (3)	Washington (1)
Virginia	12-03-25	81-68	W	Blakes (28)	Blakes/Mwenentanda/Washington (7)	Galvan (8)	Blakes (4)	Mitchell (3)
at South Florida	12-15-25	87-58	W	Blakes (19)	Blakes/Pissott/Washington (6)	Galvan (8)	Blakes (3)	Mitchell (2)
UAlbany	12-18-25	64-35	W	Blakes (17)	Galvan/Mitchell (6)	Blakes/Galvan (4)	Blakes (6)	Mitchell (4)
Texas Southern	12-20-25	96-46	W	Pissott (25)	Mitchell (10)	Galvan (11)	Black/Blakes/Mitchell (3)	Mwenentanda (3)
Stonehill	12-28-25	109-50	W	Blakes (21)	Black/Washington (5)	Blakes/Galvan (7)	Brown (6)	Del Rosario (1)
at Arkansas	01-01-26	88-71	W	Blakes (35)	Washington (13)	Blakes (8)	Blakes/Galvan (3)	Washington (3)
LSU	01-04-26	65-61	W	Blakes (32)	Washington (7)	Blakes (4)	Mitchell (4)	Washington (3)
Missouri	01-08-26	99-68	W	Blakes (20)	Washington (16)	Blakes (6)	Galvan (5)	Pissott (2)
at Texas A&M	01-11-26	91-51	W	Blakes (25)	Washington (8)	Galvan (7)	Galvan (4)	Mitchell/Pissott (1)
at Mississippi State	01-15-26	89-84	W	Blakes (38)	Mitchell (8)	Blakes (7)	Mwenentanda (2)	Mitchell/Mwenentanda/Pissott/Washington (1)
vs. Michigan	01-19-26	72-69	W	Galvan (20)	Pissott (8)	Pissott (5)	Brown/Galvan/Mwenentanda/Washington (2)	Pissott (2)
Auburn	01-22-26	81-53	W	Blakes (20)	Washington (12)	Galvan (10)	Galvan (4)	Pissott (2)
at South Carolina	01-25-26	74-103	L	Blakes (23)	Blakes (7)	Blakes/Mitchell (5)	Blakes/Galvan (3)	Galvan/Mitchell/Pissott (1)
at Ole Miss	01-29-26							
Florida	02-01-26							
at Kentucky	02-05-26							
Oklahoma	02-09-26							
Texas	02-12-26							
at Georgia	02-15-26							
Kentucky	02-22-26							
Alabama	02-26-26							
at Tennessee	03-01-26							

POINTS		REBOUNDS		ASSISTS		STEALS		BLOCKS	
Mikayla Blakes	16 (15-1)	Sacha Washington	12 (12-0)	Aubrey Galvan	11 (11-0)	Mikayla Blakes	10 (9-1)	Aiyana Mitchell	8 (8-0)
Aubrey Galvan	1 (1-0)	Aiyana Mitchell	4 (4-0)	Mikayla Blakes	9 (8-1)	Aubrey Galvan	8 (7-1)	Sacha Washington	7 (7-0)
Aga Makurat	1 (1-0)	Mikayla Blakes	4 (3-1)	Justine Pissott	3 (3-0)	Aiyana Mitchell	2 (2-0)	Justine Pissott	6 (6-0)
Ndjakalenga Mwenentanda	1 (1-0)	Justine Pissott	3 (3-0)	Sacha Washington	2 (2-0)	Sacha Washington	3 (3-0)	Aalyah Del Rosario	4 (4-0)
Justine Pissott	1 (1-0)	Aubrey Galvan	2 (2-0)	Aiyana Mitchell	1 (0-1)	Jada Brown	2 (2-0)	Ndjakalenga Mwenentanda	2 (2-0)
		Ava Black	1 (1-0)			Ndjakalenga Mwenentanda	2 (2-0)	Mikayla Blakes	1 (1-0)
		Ndjakalenga Mwenentanda	1 (1-0)			Ava Black	1 (1-0)	Aga Makurat	1 (1-0)

2025-26 GAME HIGHS & LOWS

HIGHS

Points	109	vs. Stonehill (12/28/25)
FG Made	44	vs. Stonehill (12/28/25)
FG Attempts	77	vs. Missouri (01/08/26)
3-Pt FG Made	18	vs. Texas Southern (12/20/25)
3-PT FG Attempts	41	vs. Texas Southern (12/20/25)
FT Made	19	vs. Alabama State (11/21/25) vs. Virginia (12/03/25)
FT Attempts	26	vs. LSU (01/04/26)
Rebounds	49	vs. California (11/3/25)
Assists	33	vs. Tennessee State (11/21/25)
Steals	26	vs. Stonehill (12/28/25)
Blocks	9	vs. Tennessee State (11/21/25)
Turnovers	20	at Austin Peay (11/12/25) at South Carolina (01/25/26)
Fouls	19	at Austin Peay (11/12/25)

LOWS

Points	64	vs. UAlbany (12/18/25)
FG Made	20	vs. LSU (01/04/26)
FG Attempts	55	at Austin Peay (11/12/25) vs. UAlbany (12/18/25) at Texas A&M (01/11/26)
3-Pt FG Made	4	vs. Stonehill (12/28/25)
3-PT FG Attempts	11	vs. Stonehill (12/28/25)
FT Made	5	vs. Tennessee State (11/21/25)
FT Attempts	8	at South Carolina (01/25/26)
Rebounds	26	at South Carolina (01/25/26)
Assists	12	vs. LSU (01/04/26)
Steals	4	at Mississippi State (01/15/26)
Blocks	1	vs. Stonehill (12/28/25)
Turnovers	7	vs. Alabama State (11/21/25) vs. Oregon State (11/27/25)
Fouls	9	vs. South Florida (12/15/25)





VANDERBILT STATS

BENCH PRODUCTION

Game	VU-OPP	Diff.	Top Bench Scorer
vs. California	14-5	+9	Aiyana Mitchell, 12
Furman	33-26	+7	Aiyana Mitchell, 12
at Austin Peay	13-20	-7	Aiyana Mitchell, 10
at Western Ky.	18-17	+1	Aga Makurat, 7
Alabama St.	50-16	+34	Aga Makurat, 21
Tennessee St.	32-18	+14	Aiyana Mitchell, 8
vs. Oregon St.	14-22	-8	Jada Brown, 9
vs. BYU	12-14	-2	Jada Brown, 8
Virginia	8-20	-12	Aiyana Mitchell, 8
South Florida	18-17	+1	Aiyana Mitchell, 8
UAlbany	21-3	+18	Aiyana Mitchell, 14
TX Southern	39-23	+16	Aga Makurat, 13
Stonehill	41-9	+32	Aiyana Mitchell, 16
at Arkansas	16-27	-11	Aiyana Mitchell, 7
LSU	6-22	-16	Jada Brown, 4
Missouri	15-17	-2	Aiyana Mitchell, 8
at Texas A&M	17-26	-9	J. Brown/A. Mitchell, 6
at Miss. State	15-29	-14	Aiyana Mitchell, 10
vs. Michigan	10-23	-13	Aiyana Mitchell, 7
Auburn	11-20	-9	Aiyana Mitchell, 8
at So. Carolina	18-28	-10	Aga Makurat, 6
Total	421-402	+19	Aiyana Mitchell, 162 pts
AVG.	20.0-19.1	+0.9	Aiyana Mitchell, 7.7 ppg

SPECIALTY STATS

Team	Off. TO	PAINT	2nd CHANCE	FAST BREAK
vs. California	19-13	40-34	25-15	14-6
Furman	41-5	50-14	12-5	22-4
at Austin Peay	13-22	32-28	14-7	8-9
at Western Ky.	25-6	36-20	24-9	10-5
Alabama State	38-4	34-10	17-1	11-0
Tennessee St.	38-9	64-22	20-12	31-10
vs. Oregon St.	27-12	30-36	6-13	13-2
vs. BYU	30-4	30-22	4-10	14-13
Virginia	28-19	28-34	6-7	14-21
South Florida	28-8	28-28	13-4	12-13
UAlbany	25-6	30-4	11-14	14-0
TX Southern	28-7	28-18	11-4	24-12
Stonehill	46-13	64-18	12-8	31-2
at Arkansas	32-14	40-30	11-6	16-18
LSU	15-19	16-30	21-20	0-11
Missouri	37-17	54-22	20-14	13-7
at Texas A&M	34-9	20-20	8-11	13-4
at Miss. State	15-17	32-42	6-13	3-10
vs. Michigan	22-12	26-38	15-13	7-8
Auburn	22-17	40-36	15-2	20-18
at So. Carolina	15-32	24-56	14-17	7-21
Total	578-277	746-562	285-205	297-194
AVG.	27.5-13.2	35.5-26.8	13.6-9.8	14.1-9.2

2025-26 GAME-BY-GAME STATS

Opponent	Date	Score	W/L	Total		3-Pointers		Free throws		Rebounds				Other						
				FG-FGA	PCT	3FG-3FGA	PCT	FT-FTA	PCT	OFF	DEF	TOT	AVG	PF	A	TO	BLK	STL	PTS	AVG
vs California	11/03/2025	74-65	W	29-75	.387	6-22	.273	10-16	.625	27	22	49	49.0	17	15	14	8	15	74	74.0
Furman	11/10/2025	96-48	W	37-66	.561	10-25	.400	12-22	.545	11	26	37	43.0	16	28	12	2	14	96	85.0
at Austin Peay	11/12/2025	75-65	W	26-55	.473	8-21	.381	15-25	.600	15	25	40	42.0	19	15	20	6	6	75	81.7
at Western Ky.	11/19/2025	87-49	W	33-75	.440	12-33	.364	9-12	.750	25	23	48	43.5	17	19	12	8	19	87	83.0
Alabama St.	11/21/2025	92-38	W	31-73	.425	11-30	.367	19-25	.760	18	30	48	44.4	15	22	7	6	15	92	84.8
Tennessee St.	11/23/2025	99-43	W	43-76	.566	8-21	.381	5-10	.500	15	30	45	44.5	11	33	15	9	18	99	87.2
vs Oregon St.	11/27/2025	88-66	W	32-68	.471	12-26	.462	12-17	.706	10	21	31	42.6	15	15	7	5	12	88	87.3
vs BYU	11/29/2025	84-71	W	30-73	.411	11-34	.324	13-14	.929	16	21	37	41.9	11	21	5	1	8	84	86.9
Virginia	12/03/2025	81-68	W	27-59	.458	8-23	.348	19-21	.905	10	24	34	41.0	13	19	14	5	11	81	86.2
South Fla.	12/15/2025	87-58	W	30-71	.423	12-37	.324	15-15	1.000	16	25	41	41.0	9	24	9	4	9	87	86.3
UAlbany	12/18/2025	64-35	W	25-55	.455	6-18	.333	8-14	.571	9	25	34	40.4	15	15	10	6	13	64	84.3
Texas Southern	12/20/2025	96-46	W	32-67	.478	18-41	.439	14-17	.824	15	32	47	40.9	16	24	18	6	13	96	85.3
Stonehill	12/28/2025	109-50	W	44-63	.698	4-11	.364	17-18	.944	8	22	30	40.1	11	27	14	1	26	109	87.1
at Arkansas	01/01/2026	88-71	W	33-72	.458	12-34	.353	10-16	.625	16	21	37	39.9	16	19	11	4	11	88	87.1
LSU	01/04/2026	65-61	W	20-57	.351	10-27	.370	15-26	.577	14	14	28	39.1	13	12	12	4	14	65	85.7
Missouri	01/08/2026	99-68	W	39-77	.506	10-34	.294	11-15	.733	18	25	43	39.3	14	20	14	3	10	99	86.5
at Texas A&M	01/11/2026	91-51	W	31-55	.564	12-24	.500	17-24	.708	10	20	30	38.8	14	23	10	2	12	91	86.8
at Mississippi St.	01/15/2026	89-84	W	30-60	.500	11-29	.379	18-20	.900	10	23	33	38.4	14	20	13	4	4	89	86.9
vs Michigan	01/19/2026	72-69	W	25-59	.424	9-24	.375	13-16	.813	12	21	33	38.2	17	20	17	3	10	72	86.1
Auburn	01/22/2026	81-53	W	32-64	.500	6-20	.300	11-13	.846	14	30	44	38.5	11	24	16	4	11	81	85.9
at South Carolina	01/25/2026	74-103	L	28-61	.459	12-25	.480	6-8	.750	14	12	26	37.9	18	19	20	3	7	74	85.3
Total		1791		657-1381	.476	208-559	.372	269-364	.739	303	492	795	37.9	302	434	270	94	258	1791	85.3
Opponents		1262		475-1197	.397	135-434	.311	177-258	.686	249	456	705	33.6	369	251	451	47	145	1262	60.1

Vanderbilt Averages

Games Played	Points/game	FG Pct	3FG Pct	FT Pct	Rebounds/game	Assists/game	Turnovers/game	Assist/Turnover ratio	Steals/game	Blocks/game
21	85.3	47.6	37.2	73.9	37.9	20.7	12.9	1.6	12.3	4.5



2026 SEC GAME-BY-GAME STATS

Opponent	Date	Score	W	Total		3-Pointers		Free throws		Rebounds				PF				PTS	AVG	
				FG-FGA	PCT	3FG-3FGA	PCT	FT-FTA	PCT	OFF	DEF	TOT	AVG	PF	A	TO	BLK			STL
at Arkansas	01/01/2026	88-71	W	33-72	.458	12-34	.353	10-16	.625	16	21	37	37.0	16	19	11	4	11	88	88.0
LSU	01/04/2026	65-61	W	20-57	.351	10-27	.370	15-26	.577	14	14	28	32.5	13	12	12	4	14	65	76.5
Missouri	01/08/2026	99-68	W	39-77	.506	10-34	.294	11-15	.733	18	25	43	36.0	14	20	14	3	10	99	84.0
at Texas A&M	01/11/2026	91-51	W	31-55	.564	12-24	.500	17-24	.708	10	20	30	34.5	14	23	10	2	12	91	85.8
at Mississippi St.	01/15/2026	89-84	W	30-60	.500	11-29	.379	18-20	.900	10	23	33	34.2	14	20	13	4	4	89	86.4
Auburn	01/22/2026	81-53	W	32-64	.500	6-20	.300	11-13	.846	14	30	44	35.8	11	24	16	4	11	81	85.5
at South Carolina	01/25/2026	74-103	L	28-61	.459	12-25	.480	6-8	.750	14	12	26	34.4	18	19	20	3	7	74	83.9
Total		587		213-446	.478	73-193	.378	88-122	.721	96	145	241	34.4	100	137	96	24	69	587	83.9
Opponents		491		186-405	.459	47-126	.373	72-95	.758	82	150	232	33.1	141	92	138	15	62	491	70.1

Vanderbilt Averages

Games Played	Points/game	FG Pct	3FG Pct	FT Pct	Rebounds/game	Assists/game	Turnovers/game	Assist/Turnover ratio	Steals/game	Blocks/game
7	83.9	47.8	37.8	72.1	34.4	19.6	13.7	1.4	9.9	3.4

2026 SEC GAME HIGHS & LOWS

HIGHS

Points	99	vs. Missouri (01/08/26)
FG Made	39	vs. Missouri (01/08/26)
FG Attempts	77	vs. Missouri (01/08/26)
3-Pt FG Made	12	at Arkansas (01/01/26) at Texas A&M (01/11/26) at South Carolina (01/25/26)
3-PT FG Attempts	34	at Arkansas (01/01/26) vs. Missouri (01/08/26)
FT Made	18	at Mississippi State (01/15/26)
FT Attempts	26	vs. LSU (01/04/26)
Rebounds	44	vs. Auburn (01/22/26)
Assists	24	vs. Auburn (01/22/26)
Steals	14	vs. LSU (01/04/26)
Blocks	4	at Arkansas (01/01/26) vs. LSU (01/04/26) at Mississippi State (01/15/26) vs. Auburn (01/22/26)
Turnovers	14	vs. Missouri (01/08/26)
Fouls	16	at Arkansas (01/01/26)

LOWS

Points	65	vs. LSU (01/04/26)
FG Made	20	vs. LSU (01/04/26)
FG Attempts	55	at Texas A&M (01/11/26)
3-Pt FG Made	6	vs. Auburn (01/22/26)
3-PT FG Attempts	20	vs. Auburn (01/22/26)
FT Made	10	at Arkansas (01/01/26)
FT Attempts	13	vs. Auburn (01/22/26)
Rebounds	28	vs. LSU (01/04/26)
Assists	12	vs. LSU (01/04/26)
Steals	4	at Mississippi State (01/15/26)
Blocks	2	at Texas A&M (01/11/26)
Turnovers	10	at Texas A&M (01/11/26)
Fouls	13	vs. LSU (01/04/26)



2025-26 GAME COMPARISON

Opponent	1st	2nd	3rd	4th	Final	Mar	Total FG	FG Pct	3-Pointers	3FG Pct	Free Throws	FT Pct	Rebs	Mar	Ast	TOver	Block	Steal	Fouls
vs. California	18-18	13 -15	24-9	19-23	74-65	+9	29-75/26-67	.387 /.388	6-22/7-28	.273 /.250	10-16/6-13	.625/.462	49 /41	+8	15 /18	14/17	8/4	15/8	17/14
Furman	21-13	22-9	28-10	25-16	96-48	+48	37-66/17-51	.561/.333	10-25/7-21	.400/.333	12-22/7-21	.561/.333	37/28	+9	28/9	12/28	2/2	14/5	16/21
at Austin Peay	21-19	17-14	25-18	12 -14	75-65	+10	26- 55 /22-55	.473/.393	8-21/6-24	.381/.250	15-25/ 15 -20	.600/.750	40/28	+12	15 /11	20 /15	6 /0	6/6	19 /21
at Western Ky.	23-11	23-13	24-15	17-10	87-49	+38	33-67/18-55	.493/.327	12-31/6-18	.387/.333	9-12/7-11	.750/.636	43/27	+16	16/10	13/24	6/3	18/7	16/21
Alabama State	24-9	26-13	27 -6	15-10	92-38	+54	31-73/ 13 -48	.425/.271	11-30/5-18	.367/.278	19 -25/7-14	.760/.500	48/36	+12	22/6	7/25	6/3	15/4	15/22
Tennessee St.	31-6	25 -4	25-17	18-16	99-43	+56	43- 76 /15-56	.566/.268	8-21/ 3 -21	.381/. 143	5 -10/10-15	.500 /.667	45/31	+14	33 /8	15/29	9 /1	18/6	11/13
vs. Oregon St.	26-13	17 - 25	30 -9	15-19	88-66	+22	32-68/26-61	.471/.426	12-26/7-22	.462/.318	12-17/7-9	.706/.778	31/ 42	-9	15 /12	7/21	5/2	12/ 3	15/ 11
vs. BYU	16-28	24-11	24-16	20-16	84-71	+13	30-73/25-56	.411/.446	11-34/ 12 -28	.324/.429	13-14/9-14	.929/.643	37/39	-2	21/14	5 /19	1 /2	8/4	11/16
Virginia	18-19	16-11	29-11	18-27	81-68	+13	27-59/27-58	.458/.466	8-23/8-21	.348/.381	19 -21/6-10	.905/.600	34/31	+3	19/14	14/18	5/3	11/10	13/21
South Florida	11 -7	27-18	24-17	25-16	87-58	+29	30-71/26-59	.423/.441	12-37/6-16	.324/.375	15-15/ 0 -2	1.000 /.000	41/31	+10	24/10	9/20	4/2	9 /3	9 /14
UAlbany	14-7	16-13	20 -11	14-4	64 - 35	+29	25 - 55 / 11 -48	.455/. 229	6-18/4-21	.333/.190	8-14/9-14	.571/.643	34/38	-4	15 /6	10/21	6/2	13/6	15/16
Texas Southern	24 -5	22 -4	28-23	22-14	96-46	+50	32-67/15-57	.478/.263	18 - 41 /4-27	.439/.148	14-17/12-13	.824/. 923	47/32	+15	24/11	18/23	6 /0	13/8	16/15
Stonehill	34 -6	26-11	21-14	28 -19	109 -50	+59	44 -63/20-51	.698 /.392	4 - 11 /7-24	.364/.292	17-18/3-6	.944/.500	30/ 23	+7	27/12	14 / 35	1 /1	26 /5	11/12
at Arkansas	12-17	24-13	22-20	20-21	88-71	+17	33-72/25-52	.458/.481	12-34/7-19	.353/.368	10-16/14-17	.625/.824	37/31	+6	19/5	11/22	4/3	11/7	16/17
LSU	12-15	7-16	20-15	23-18	65-61	+4	20-57/25-58	.351/.431	10-27/ 3 -7	.370/.429	15- 26 /8-13	.577/.615	28/48	-20	12/15	12/22	4/1	14/6	13/23
Missouri	27-23	21-14	20-16	31-15	99-68	+31	39-77/24-59	.506/.407	10-34/ 10 - 32	.294/.313	11-15/10-12	.733/.833	43/32	+11	20/14	14/24	3/2	10/8	14/22
at Texas A&M	18-14	25-10	30-15	18-12	91-51	+40	31- 55 /18-51	.564/.353	12-24/6-18	.500/.333	17-24/9-13	.708/.692	30/31	-1	23/11	10/25	2/1	12/5	13/23
at Miss. State	20-16	16-19	30 -20	23 - 29	89-84	+5	30-60/32-66	.500/.485	11-29/8-21	.379/.381	18-20/12-14	.900/.857	33/33	0	20/14	13 / 12	4 /0	4 /10	14 / 24
vs. Michigan	21-17	26-13	14-23	11-16	72-69	+3	25-59/28-68	.424/.412	9-24/6-20	.375/.300	13-16/7-8	.813/.875	33/41	-8	20/18	17/17	3/3	10/8	17/18
Auburn	23-12	10-17	27-12	21-12	81-53	+28	32-64/22-54	.500/.407	6-20/3-12	.300/.250	11-13/6-12	.846/.500	44/25	+19	24/8	16/19	4/1	11/ 14	11/19
at South Carolina	16- 33	28 -22	12- 27	18-21	74- 103	-29	28-61/ 40 -65	.459/. 615	12-25/10-17	.480 /. 588	6-8/13-14	.750/.929	26 /32	-6	19/ 25	20 /14	3 /7	7/12	18/14
SEASON TOTAL	440-294	431-286	504-324	413-348	1791-1262	+529	657-1381/475-1197	.476 /. 397	208-559/135-434	.372 /. 311	269-364/177-258	.739 /. 686	795/705	+90	434/251	270/451	94/47	258/145	302/369
SEASON AVG	21.0-14.0	20.5-13.6	24.0-15.4	19.7-16.6	85.3-60.1	+25.2	31.4-66.1/21.7-56.7		9.9-26.6/6.4-20.7		12.8-17.3/8.2-12.3		37.9/33.6	+4.3	20.7/12.0	12.9/21.5	4.5/2.2	12.3/6.9	14.4/17.6

SEASON HIGH | SEASON LOW





SHEA RALPH

HEAD COACH

FIFTH SEASON
 UConn • '01



Shea Ralph was named the sixth head coach in Vanderbilt women's basketball history on April 13, 2021. The 2025-26 campaign marks her fifth season leading the Commodores.

Ralph has given the Vanderbilt women's basketball program a resurgence in her short time in the Music City. Using her experience as a player and coach at one of the premier women's basketball programs in the nation, Ralph has brought the Commodores back into the forefront of the NCAA women's basketball landscape.

The Fayetteville, North Carolina, native and UConn graduate has guided the Does to the NCAA Tournament in 2023-24 and 2024-25. It marks the first time that Vanderbilt made consecutive March Madness appearances since earning 15-straight bids from 1999-2014.

Ralph has gone 73-59 (.553) during her four seasons in the Music City, while she is 45-21 (.682) over her last two seasons, which includes 17 victories over SEC teams. Ralph has collected four wins over ranked teams at Vanderbilt and she is the only Commodore women's basketball head coach to defeat in-state rival Tennessee twice in the same season (2024-25).

Ralph recruited and developed Vanderbilt's first National Freshman of the Year recipient, as Mikayla Blakes earned the USBWA Tamika Catchings National Freshman of the Year Award in 2024-25.

The fourth-year head coach has developed a pair of All-Americans at Vanderbilt, with both Mikayla Blakes and Khamil Pierre earning All-American status in 2024-25. She has coached a total of three All-SEC players (Mikayla Blakes (1st - 2024-25), Iyana Moore (2nd -2023-24) and Caja Harbison 2nd - 2022-23)) and has had four Commodores named to the All-SEC Freshman Team. Additionally, she has had nine student-athletes selected to the SEC Academic Honor Roll.

In her fourth season in 2024-25, Ralph guided the Commodores to a 22-11 overall record and an 8-8 mark in SEC play. She led Vanderbilt to its second-straight NCAA Tournament, earning an at-large bid as the No. 7 seed in the Birmingham Region 2.

The 22 wins also marked the first time the Commodores posted back-to-back 20-win seasons since the 2011-12 and 2012-13 campaigns. The Does were ranked in the AP Top 25 and the WBCA Coaches Poll for two weeks during the 2024-25 regular season, marking the first time since 2013-14 that the Commodores have been ranked in both



major polls for multiple weeks. Vanderbilt topped out at No. 23 in both polls on Jan. 28.

The Commodores collected three wins over ranked teams in 2024-25, which include a pair of wins over Tennessee, as Vanderbilt defeated the Lady Vols twice in one season for the first time in program history.

Ralph orchestrated one of the biggest turnarounds in program history during the 2023-24 season, as the Commodores went from being projected last in the SEC preseason polls to earning the program's first bid into the NCAA Tournament in 10 seasons.

Vanderbilt went 23-10 in Year 3 under Ralph's direction, as the Commodores made their first appearance in the NCAA Tournament since the 2013-14 campaign. The 23 wins marked an 11-win improvement from a season ago, which is the second-largest win improvement from one season to the next in program history.

Ralph orchestrated one of the biggest turnarounds in program history during the 2023-24 season, as the Commodores went from being projected last in the SEC preseason polls to earning the program's first bid into the NCAA Tournament in 10 seasons.

Vanderbilt went 23-10 in Year 3 under Ralph's direction, as the Commodores made their first appearance in the NCAA Tournament since the 2013-14 campaign. The 23 wins marked an 11-win improvement from a season ago, which is the second-largest win improvement from one season to the next in program history.

The Commodores went out and proved the preseason prognosticators wrong in 2023-24, as Vandy finished sixth in the SEC after being picked 13th in the Preseason SEC Coaches Poll and 14th in the Preseason SEC Media Poll. The Does went 9-7 in SEC play and won a program-record six road SEC games. The nine SEC wins were the most for Vanderbilt since the 2012-13 campaign. The Commodores earned the No. 6 seed in the 2024 SEC Women's Basketball Tournament, which was the program's highest seed at the SEC Tournament since 2011.

Vanderbilt's at-large bid into the 2024 NCAA Tournament marked the second time in her three seasons that Ralph has led the Commodores to the postseason.

A total of three Commodores earned All-SEC honors in Year 3 under Ralph. Iyana Moore made her first appearance on the All-SEC second team, while Jordyn Cambridge was named to the All-SEC defensive team for a school-record third time. Khamil Pierre was named to the All-SEC freshman team, making her the third Commodore to earn a spot on the team under Ralph, joining Moore and Sacha Washington. Pierre was also named SEC Freshman of the Week a program record five times during the season.

Vanderbilt's hard-nosed and gritty approach helped the Commodores become one of the elite defensive teams in the SEC, as Vandy ranked third in steals per game at 10.2 steals. The Does' 315 steals during the 2023-24 campaign are the third-most in a season in program history.

THE RALPH FILE

Vanderbilt (2021-Current) Head Coach

- 93-60 overall record in four seasons at Vanderbilt
- Led the Commodores to each of the last two NCAA Tournaments, marking the first time Vanderbilt has earned consecutive March Madness bids since going to 15-straight from 1999-2014
- First Vanderbilt women's coach to defeat Tennessee twice in the same season (2024-25)
- Guided Vanderbilt to its first NCAA Tournament bid since the 2014 NCAA Tournament in 2023-24 and posted the Does' first NCAA Tournament victory since 2013
- Posted the largest win improvement from one season to next in school history during the 2023-24 season, as Vandy's 23 victories marked an 11-win improvement from 2022-23
- Led Vanderbilt to its first postseason bid since the 2013-14 campaign with an appearance in the 2022 WNIT in her debut season in 2021-22
- Guided Vandy to a school record six SEC road wins in '23-'24
- Five players have earned All-SEC honors under Ralph

UConn (2008-2021) Assistant Coach

- 462-22 in 13 seasons as an assistant coach at UConn
- Won Six NCAA National Championships
- 12 Final Four Appearances
- 16 Conference Titles
- Coached 21 WNBA Draft Picks, 9 top-5 picks, three No. 1 picks

Pittsburgh (2003-2008) Assistant Coach

- 86-66 in five seasons as an assistant coach at Pittsburgh
- 2008 Sweet 16 Appearance
- Two NCAA Tournament Appearances (2007 & 08)
- 2006 WNIT Final Four

UConn (1996-2001) Player

- Drafted by Utah Starzz in 2001 WNBA Draft
- Scored 1,678 career points, Ranks 8th in UConn history
- Won 2000 NCAA National Championship
- 2000 NCAA Women's Final Four MVP
- 2000 Big East Player of the Year
- 2000 All-American
- 2000 Sports Illustrated Women's College Player of the Year
- Honda Award Winner



Vanderbilt was hit hard with a plethora of preseason injuries to begin the 2022-23 campaign. Coach Ralph was able to rally the Commodores and record a second-straight double-digit win season, marking the first time in six years that Vandy has posted back-to-back double-digit win campaigns.

During the 2022-23 campaign, Ralph guided Vanderbilt to a winning record inside Memorial Gymnasium for the 38th time in the last 40 seasons. The Commodores won nine games at Memorial Gym, which included victories over Texas A&M, Arkansas, and Kentucky.



Ralph was key in the development of Cija Harbison, who transferred into the program for her graduate season and became one of the most prolific scorers in the SEC. Harbison earned second team All-SEC honors after averaging 19.6 points per game and shot 40.6% from the field. The only player in the SEC to score 40 points in a game this season, Harbison had three outings with 30-plus points among the 23 times she has scored in double figures while recording the highest scoring average of her collegiate career. Harbison has led the Commodores in scoring 16 times, assists on 20 occasions and steals in 15 games. Harbison tied a school record with 41 points and added five steals in a January win over Texas A&M.

In her inaugural season, Ralph led Vanderbilt to its first postseason appearance since 2014. The Commodores reached the third round of the Women's National Invitation Tournament, their longest postseason run since 2013. Vanderbilt also recorded its first SEC Tournament victory in six years when it defeated Texas A&M 85-69 on March 2, 2022.

In all, Ralph accrued the third-most wins of any women's basketball coach in a debut season. That included a 63-59 victory against No. 15 Florida in Memorial Gymnasium on Feb. 24, 2022, the program's first win against a ranked opponent since 2020.

Ralph wasted no time helping individual student-athletes realize their full potential. Jordyn Cambridge, Iyana Moore and Sacha Washington earned All-SEC accolades during the 2021-22 campaign. Cambridge recorded the program's first postseason triple-double during the SEC Tournament, while she and Moore contributed to a program-record 17 3-pointers against Alabama State on Dec. 28, 2021.

A seven-time national champion as a student-athlete or coach, Ralph arrived at Vanderbilt after spending the previous 13 seasons as an assistant coach alongside Geno Auriemma at the University of Connecticut. While serving as a coach at her alma mater, Ralph helped guide the Huskies to 12 Final Four appearances and six national championships, including an NCAA record four-consecutive titles from 2013-16.

Ralph was an instrumental figure in recruiting and player development with the Huskies.

She mentored standouts like Paige Bueckers, who in

RALPH BY THE RECORD

SEASON	TEAM	OVERALL	CONF.	CONF. FINISH	POSTSEASON
1996-97	UConn (Player)	33-1	18-0	1st	Elite Eight
1997-98	UConn (Redshirted)	34-3	17-1	1st	Elite Eight
1998-99	UConn (Player)	29-5	17-1	T-1st	Sweet 16
1999-00	UConn (Player)	36-1	18-0	T-1st	NCAA Champions
2000-01	UConn (Player)	32-3	17-1	1st	Final Four
2003-04	Pittsburgh (AC)	6-20	2-14	13th	--
2004-05	Pittsburgh (AC)	13-15	5-11	10th	--
2005-06	Pittsburgh (AC)	22-11	9-7	T-6th	WNIT Final Four
2006-07	Pittsburgh (AC)	24-9	10-6	T-5th	NCAA 2nd Round
2007-08	Pittsburgh (AC)	24-11	10-6	T-5th	Sweet 16
2008-09	UConn (AC)	39-0	16-0	1st	NCAA Champions
2009-10	UConn (AC)	39-0	16-0	1st	NCAA Champions
2010-11	UConn (AC)	36-2	16-0	1st	Final Four
2011-12	UConn (AC)	33-5	13-3	T-2nd	Final Four
2012-13	UConn (AC)	35-4	14-2	2nd	NCAA Champions
2013-14	UConn (AC)	40-0	18-0	1st	NCAA Champions
2014-15	UConn (AC)	38-1	18-0	1st	NCAA Champions
2015-16	UConn (AC)	38-0	18-0	1st	NCAA Champions
2016-17	UConn (AC)	36-1	16-0	1st	Final Four
2017-18	UConn (AC)	36-1	16-0	1st	Final Four
2018-19	UConn (AC)	35-3	16-0	1st	Final Four
2019-20	UConn (AC)	29-3	16-0	1st	NCAA Tournament Canceled
2020-21	UConn (AC)	28-2	18-0	1st	Final Four
2021-22	Vanderbilt (HC)	16-19	4-12	T-12th	WNIT Sweet 16
2022-23	Vanderbilt (HC)	12-19	3-13	12th	--
2023-24	Vanderbilt (HC)	23-10	9-7	6th	NCAA 1st Round
2024-25	Vanderbilt (HC)	22-11	8-8	T-8th	NCAA 1st Round
2025-26	Vanderbilt (HC)	19-0	5-0	--	--

RALPH OVERALL CAREER RECORD

SCHOOL	POS.	RECORD	CONF	POSTSEASON
UConn (1996-01)	Player	164-13	87-3	5 NCAA Tour. • 1 NCAA Title • 2 Final Fours • 4 Elite Eights • 5 Sweet 16
Pittsburgh (2003-08)	Ast. Coach	89-66	36-44	2 NCAA Tour. • 1 Sweet 16 • 2 NCAA 2nd Rd • 1 WNIT Final Four
UConn (2008-21)	Ast. Coach	462-19	211-5	12 NCAA Tour. • 6 NCAA Title • 12 Final Fours • 4 Perfect Seasons
Vandy (2021-Pres.)	Head Coach	93-60	30-41	2 NCAA Tour. • 1 WNIT Sweet 16
TOTAL	28 Seasons	808-158	364-93	21 NCAA Tour. • 7 NCAA Titles • 14 Final Fours • 18 Elite Eights

RALPH UCONN PLAYING STATS

YEAR	GP	MIN	AVG	FG	FGA	FG%	3FG	3FGA	3P%	FT	FTA	FT%	REB	AVG	AST	AVG	TO	STL	AVG	PTS	AVG	
1996-97	31	676	21.8	116	209	.555	7	30	.233	115	138	.833	140	4.5	59	1.9	65	35	1.1	354	11.4	
1997-98																						
REDSHIRTED - INJURY																						
1998-99	30	727	24.2	164	277	.559	31	75	.413	144	180	.800	113	3.8	94	3.1	78	69	3.1	503	16.8	
1999-00	37	1051	28.4	184	295	.624	22	55	.400	139	170	.818	138	3.7	181	4.9	90	95	4.9	529	14.3	
2000-01	30	710	23.7	98	189	.519	21	63	.333	75	93	.806	119	4.0	122	4.1	57	53	4.1	292	9.7	
TOTAL	128	3164	24.7	562	970	.579	81	223	.363	473	747	.814	510	4.0	456	3.6	290	252	2.0	1678	13.1	

2020-21 became the first freshman to sweep the major national player-of-the-year awards: the Naismith Trophy, Associated Press Player of the Year, USBWA National Player of the Year, Lieberman Award and Wooden Award.

In all, Ralph worked with 21 WNBA draft picks at UConn, including nine top-five picks and three No. 1 overall selections: Tina Charles, Maya Moore and Breanna Stewart.

Prior to returning to UConn as an assistant, Ralph spent five seasons at the University of Pittsburgh from 2003-08. She was instrumental in a period of unprecedented success, helping the Panthers improve from single-digit victories to at least 22 victories in each of her final three seasons. Pitt also reached the Sweet 16 for the first time in program history in 2008.

As one of the most celebrated student-athletes in women's basketball history, Ralph ranks eighth in UConn's storied record book with 1,678 points. She also ranks among the program's all-time top 10 in career assists (456), steals (252) and field goal percentage (57.9). Ralph graduated from Connecticut in 2001 with a degree in exercise physiology.

In leading UConn to a national championship in 2000, Ralph was named an All-American and Big East Player of the Year. She was selected as the most valuable player in the 2000 NCAA Women's Final Four. She also won the Honda Award, presented to the premier female student-athlete in 12 collegiate sports, and the "Sports Illustrated for Women" Player of the Year.

Ralph was selected by the Utah Starzz in the 2001 WNBA Draft, but was unable to pursue a professional career due to a knee injury.

Ralph and her husband, Tom Garrick, have one daughter, Maysen. Currently a member of the Vanderbilt coaching staff, Garrick served as head coach of the UMass-Lowell women's basketball program from 2018-21 and previously served as a Vanderbilt assistant from 2009-15.

Her mother, Marsha Lake, is a trailblazer in women's college basketball, as she is the first All-American from the University of North Carolina and was a member of Team USA with Pat Summitt at the 1973 World University games in Soviet Russia.



1 MIKAYLA BLAKES

@MikaylaBlakes
@MikaylaBlakes
@MikaylaBlakes

G • 5-8 • So. • Somerset, N.J. • Rutgers Prep HS

SEASON HIGHS

Points • 38 • at Mississippi State (01/15/26)
FG Made • 13 • at Arkansas (01/01/26)
FG Attempts • 27 • vs. California (11/3/25)
3-Pt Made • 5 • 2x, Last: at Miss. State (01/15/25)
3-Pt Attempt • 12 • 2x, Last: at Miss. State (01/15/26)
FT Made • 12 • Virginia (12/03/25)
FT Attempt • 13 • Virginia (12/03/25)
Rebounds • 10 • at Western Kentucky (11/19/25)
Assists • 8 • at Arkansas (01/01/26)
Steals • 6 • 2x, Last: UAlbany (12/28/25)
Blocks • 1 • 5x, Last: Texas Southern (12/20/25)
Minutes • 40 • 5x, Last: at Miss. State (01/15/26)

CAREER HIGHS

Points • 55 • at Auburn (02/18/25)
FG Made • 16 • at Florida (01/30/25)
FG Attempts • 28 • at Auburn (02/18/25)
3-Pt Made • 7 • Last: at Oklahoma (02/20/25)
3-Pt Attempt • 14 • at Miami (12/04/24)
FT Made • 23 • at Auburn (02/18/25)
FT Attempt • 24 • at Auburn (02/18/25)
Rebounds • 10 • at Western Kentucky (11/19/25)
Assists • 8 • 2x, Last: at Arkansas (01/01/26)
Steals • 7 • Appalachian State (12/1/24)
Blocks • 2 • LSU (01/13/25)
Minutes • 45 • at Auburn (02/18/25)

- Her 24.7 ppg leads in the SEC and ranks second in NCAA Division I
- 40-game double-digit scoring streak is the third-longest active streak in NCAA DI & is the second-longest by a Dore since 1999-00
- Fastest SEC player to score 1,000 career points in the NCAA era (1981-82) at 42 games
- National Player of the Week by the AP, USBWA & Naimsmith Trophy (Jan. 5-6)
- 3-Time SEC Co-Player of the Week (Dec. 2, Jan. 6, Jan. 20)
- Holds the highest career scoring avg among active NCAA DI players at 23.8 ppg
- Won Gold with Team USA & earned MVP at 2025 FIBA Women's AmeriCup
- Six-time All-American
- SEC Single-Game Scoring & NCAA DI Freshman Single-Game Scoring Record Holder with 55 pts at Auburn on Feb. 18, 2025
- USBWA Tamika Catchings National Freshman of the Year (2024-25)
- SEC Newcomer of the Year - USA Today (2024-25)
- All-SEC First Team (2024-25)

SUPERLATIVES	'25-26 CAREER	SUPERLATIVES	'25-26 CAREER
10+ POINTS	21	5+ STEALS	3
15+ POINTS	20	3+ STEALS	16
20+ POINTS	16	2+ BLOCKS	--
25+ POINTS	10	DOUBLE-DOUBLES	--
30+ POINTS	5	LED VANDY IN PTS	17
40+ POINTS	--	LED VANDY IN REB	4
50+ POINTS	--	LED VANDY IN AST	9
MADE 3+ 3-PT FG	8	LED VANDY IN STL	9
10+ REBS	1	LED VANDY IN BLK	1
5+ ASSISTS	9		
3+ ASSISTS	17		

GAME-BY-GAME

DATE	OPPONENT	GS	MIN	FGM/A	FG%	3FG/A	3P%	FTM/A	FG%	OFF	DEF	TOT	AVG	PF	AST	T/O	BLK	STL	PTS	AVG	
11.3.25	CALIFORNIA	*	40:00	9-27	.333	2-9	.222	7-10	.700	1	3	4	4.0	1	1	2	1	3	27	27.0	
11.10.25	FURMAN	*	29:29	6-14	.429	2-6	.333	1-4	.250	1	3	4	4.0	2	4	2	1	4	15	21.0	
11.12.25	AT AUSTIN PEAY	*	37:37	8-20	.400	2-8	.250	8-11	.727	1	0	1	3.0	3	3	6	0	2	26	22.7	
11.19.25	AT WESTERN KY.	*	25:15	11-18	.611	5-9	.556	3-4	.750	4	6	10	4.8	1	3	2	0	6	30	24.5	
11.21.25	ALABAMA STATE	*	23:48	5-9	.556	1-4	.250	8-9	.889	2	1	3	4.4	2	5	1	0	4	19	23.4	
11.23.25	TENNESSEE STATE	*	20:31	11-17	.647	2-6	.333	0-0	.000	0	2	2	4.0	1	2	0	1	4	24	23.5	
11.27.25	VS. OREGON STATE	*	37:34	12-22	.545	2-6	.333	9-10	.900	0	4	4	4.0	2	4	1	1	3	35	25.1	
11.29.25	VS. BYU	*	40:00	10-24	.417	3-10	.300	4-4	1.000	2	2	4	4.0	3	6	2	0	3	27	25.4	
12.3.25	VIRGINIA	*	40:00	7-17	.412	2-6	.333	12-13	.923	3	4	7	4.3	3	7	5	0	4	28	25.7	
12.15.25	SOUTH FLORIDA	*	32:30	7-19	.368	4-12	.333	1-1	1.000	1	5	6	4.5	1	3	2	0	3	19	25.0	
12.18.25	UALBANY	*	31:40	7-17	.412	1-5	.200	2-4	.500	0	4	4	4.0	0	4	2	0	6	17	24.3	
12.20.25	TEXAS SOUTHERN	*	23:01	8-14	.571	4-10	.400	3-4	.750	1	1	2	4.3	0	1	2	1	3	23	24.2	
12.28.25	STONEHILL	*	25:41	7-13	.538	1-4	.250	6-6	1.000	0	1	1	4.0	1	7	0	0	5	21	23.9	
1.1.26	AT ARKANSAS	*	35:10	13-26	.500	3-9	.333	6-6	1.000	0	4	4	4.0	2	8	1	0	3	35	24.7	
1.4.26	LSU	*	40:00	10-25	.400	3-9	.333	9-12	.750	0	1	1	3.8	2	4	4	0	3	32	25.2	
1.8.26	MISSOURI	*	33:42	6-17	.353	3-7	.429	5-5	1.000	2	2	4	3.8	2	6	3	0	2	20	24.9	
1.11.26	AT TEXAS A&M	*	28:51	9-16	.563	0-4	.000	7-7	1.000	1	0	1	3.6	1	5	2	0	3	25	24.9	
1.15.26	AT MISSISSIPPI ST.	*	40:00	11-23	.478	5-12	.417	11-11	1.000	1	4	5	3.7	2	7	3	0	0	38	25.6	
1.19.26	VS. MICHIGAN	*	33:27	5-14	.357	0-4	.000	4-5	.800	1	1	2	3.6	4	4	5	0	1	14	25.0	
1.22.26	AUBURN	*	35:56	8-21	.381	1-8	.125	3-5	.600	3	1	4	3.7	3	5	4	0	1	20	24.8	
1.25.26	AT SOUTH CAROLINA	*	37:51	9-24	.375	3-7	.429	2-2	1.000	2	5	7	3.8	2	5	5	0	3	23	24.7	
1.29.26	VS. OLE MISS																				
2.1.26	FLORIDA																				
2.5.26	AT KENTUCKY																				
2.9.26	OKLAHOMA																				
2.12.26	TEXAS																				
2.15.26	AT GEORGIA																				
2.22.26	KENTUCKY																				
2.26.26	ALABAMA																				
3.1.26	AT TENNESSEE																				
TOTAL			21	692:03	179-397	.451	49-155	.316	111-133	.835	26	54	80	3.8	38	94	54	5	66	518	24.7

CAREER STATS

YEAR	GP	GS	MIN	AVG	FG	FGA	PCT	3FG	3FGA	3PCT	FT	FTA	PCT	OFF	DEF	TOT	AVG	PF	FO	AST	TO	BLK	STL	PTS	AVG
2024-25	33	32	1062	32.2	250	548	.456	76	222	.342	193	218	.885	48	65	113	3.4	82	2	105	96	8	78	769	23.3
2025-26	21	21	692	33.0	179	397	.451	49	155	.316	111	133	.835	26	54	80	3.8	38	0	94	54	5	66	518	24.7
CAREER	54	53	1754	32.5	429	945	.454	125	377	.332	304	351	.866	74	119	193	3.6	120	2	199	150	13	144	1287	23.8



2 JADA BROWN

@_JadaBrown
@BrownJadaa
@JadaBrown_

G • 5-8 • Sr. • Bentonville, Ark. • Bentonville HS

SEASON HIGHS

Points • 12 • Stonehill (12/28/25)
FG Made • 4 • 2x, Last: Stonehill (12/28/25)
FG Attempts • 9 • at Western Kentucky (11/19/25)
3-Pt Made • 3 • vs. Oregon State (11/27/25)
3-Pt Attempt • 4 • 5x, Last: at Texas A&M (01/11/26)
FT Made • 4 • 2x, Last: Stonehill (12/28/25)
FT Attempt • 5 • Stonehill (12/28/25)
Rebounds • 3 • 2x, Last: Texas Southern (12/20/25)
Assists • 6 • Texas A&M (01/11/26)
Steals • 6 • Stonehill (12/28/25)
Blocks • 1 • vs. California (11/3/25)
Minutes • 34 • vs. BYU (11/29/25)

CAREER HIGHS

Points • 12 • 2x, Last: Stonehill (12/28/25)
FG Made • 4 • 3x, Last: Stonehill (12/28/25)
FG Attempts • 12 • Samford (11/10/22)
3-Pt Made • 4 • vs. NC State (11/24/22)
3-Pt Attempt • 8 • at LSU (01/01/23)
FT Made • 4 • Alabama State (11/21/25)
FT Attempt • 4 • Alabama State (11/21/25)
Rebounds • 4 • 4x, Last: Radford (12/31/23)
Assists • 6 • Texas A&M (01/11/26)
Steals • 6 • Stonehill (12/28/25)
Blocks • 1 • 3x, Last: California (11/3/25)
Minutes • 42 • Lipscomb (12/18/22)

- Kay Yow Servant Leader Award (2025-26)
- Averaging a career-best 4.4 ppg this season
- Has made at least one 3-pointer off the bench in the last eight games
- Equaled her career high by scoring 12 pts vs. Stonehill on Dec. 28
- Played in 85 games with 22 career starts at Vanderbilt
- Member of Coach Ralph's first signing class at Vanderbilt
- Her TikTok account has generated 5.7 million likes and 109,000 followers
- Second player from Arkansas in program history and first since 1990-91
- Two-time SEC Winter Academic Honor Roll (2023-24, 2024-25)

SUPERLATIVES	'25-26 CAREER	SUPERLATIVES	'25-26 CAREER
10+ POINTS	2 4	3+ ASSISTS	5 6
15+ POINTS	-- --	5+ STEALS	1 1
20+ POINTS	-- --	3+ STEALS	1 1
25+ POINTS	-- --	2+ BLOCKS	-- --
30+ POINTS	-- --	DOUBLE-DOUBLES	-- --
40+ POINTS	-- --	LED VANDY IN PTS	-- --
50+ POINTS	-- --	LED VANDY IN REB	-- --
MADE 3+ 3-PT FG	1 4	LED VANDY IN AST	-- 1
10+ REBS	-- --	LED VANDY IN STL	2 2
5+ ASSISTS	1 1-	LED VANDY IN BLK	-- --

GAME-BY-GAME

DATE	OPPONENT	GS	MIN	FGM/A	FG%	3FG/A	3P%	FTM/A	FT%	OFF	DEF	TOT	AVG	PF	AST	T/O	BLK	STL	PTS	AVG
11.3.25	CALIFORNIA		04:08	0-1	.000	0-0	.000	0-0	.000	0	0	0	0.0	0	0	0	1	0	0	0.0
11.10.25	FURMAN		18:31	4-6	.667	2-3	.667	0-0	.000	0	0	0	0.0	1	2	0	0	2	10	5.0
11.12.25	AT AUSTIN PEAY		15:46	1-3	.333	1-3	.333	0-0	.000	0	0	0	0.0	0	1	0	0	0	3	4.3
11.19.25	AT WESTERN KY.		21:39	1-9	.111	0-3	.000	0-0	.000	1	0	1	0.3	3	3	1	0	2	2	3.8
11.21.25	ALABAMA STATE		22:48	0-2	.000	0-1	.000	4-4	1.000	0	2	2	0.6	0	4	1	0	2	4	3.8
11.23.25	TENNESSEE STATE		16:03	3-5	.600	1-3	.333	0-0	.000	0	1	1	0.7	2	2	5	0	1	7	4.3
11.27.25	VS. OREGON STATE		20:06	3-5	.600	3-4	.750	0-0	.000	0	3	3	1.0	2	1	0	0	1	9	5.0
11.29.25	VS. BYU		33:42	2-5	.400	2-4	.500	2-2	1.000	1	1	2	1.1	0	1	0	0	1	8	5.4
12.3.25	VIRGINIA		13:32	0-1	.000	0-1	.000	0-0	.000	1	0	1	1.1	0	0	0	0	0	0	4.8
12.15.25	SOUTH FLORIDA		18:37	0-4	.000	0-4	.000	0-0	.000	0	2	2	1.2	0	2	0	0	1	0	4.3
12.18.25	UALBANY		30:05	1-5	.200	0-1	.000	0-0	.000	0	2	2	1.3	2	2	0	0	0	2	4.1
12.20.25	TEXAS SOUTHERN		23:53	1-4	.250	1-2	.500	0-0	.000	0	3	3	1.4	3	3	2	0	1	3	4.0
12.28.25	STONEHILL		28:06	4-4	1.000	0-0	.000	4-5	.800	0	1	1	1.4	2	1	2	0	6	12	4.6
1.2.26	AT ARKANSAS		26:25	2-4	.500	2-4	.500	0-0	.000	0	3	3	1.5	2	1	0	0	1	6	4.7
1.4.26	LSU		26:16	1-2	.500	1-2	.500	1-2	.500	1	1	2	1.5	0	2	3	0	1	4	4.7
1.8.26	MISSOURI		22:49	1-3	.333	1-2	.500	0-0	.000	1	1	2	1.6	2	2	0	0	0	3	4.6
1.11.26	AT TEXAS A&M		25:50	2-4	.500	2-4	.500	0-0	.000	0	1	1	1.5	2	6	1	0	3	6	4.6
1.15.26	AT MISSISSIPPI ST.		20:41	2-4	.500	1-2	.500	0-0	.000	0	0	0	1.4	1	2	2	0	0	5	4.7
1.19.26	VS. MICHIGAN		21:28	1-2	.500	1-2	.500	0-0	.000	0	0	0	1.4	1	0	1	0	2	3	4.6
1.22.26	AUBURN		23:12	1-1	1.000	1-1	1.000	0-0	.000	0	0	0	1.3	2	0	0	1	3	3	4.5
1.25.26	AT SOUTH CAROLINA		25:35	1-3	.333	1-3	.333	0-0	.000	0	0	0	1.2	2	3	2	0	1	3	4.4
1.29.26	VS. OLE MISS																			
2.1.26	FLORIDA																			
2.5.26	AT KENTUCKY																			
2.9.26	OKLAHOMA																			
2.12.26	TEXAS																			
2.15.26	AT GEORGIA																			
2.22.26	KENTUCKY																			
2.26.26	ALABAMA																			
3.1.26	AT TENNESSEE																			
TOTAL		0	459:12	31-77	.403	20-49	.408	11-13	.846	5	21	26	1.2	27	38	20	2	28	93	4.4

CAREER STATS

YEAR	GP	GS	MIN	AVG	FG	FGA	PCT	3FG	3FGA	3PCT	FT	FTA	PCT	OFF	DEF	TOT	AVG	PF	FO	AST	TO	BLK	STL	PTS	AVG
2022-23	30	22	637	21.3	44	150	.293	32	105	.305	12	14	.857	13	19	32	1.1	35	0	24	44	1	14	132	4.4
2023-24	19	0	128	6.7	3	20	.150	2	16	.125	4	6	.667	2	9	11	0.6	12	0	7	6	0	2	12	0.6
2024-25	15	0	78	5.2	7	14	.500	3	7	.429	3	4	.750	5	9	14	0.9	9	0	6	6	0	6	20	1.3
2025-26	21	0	459	21.9	31	77	.403	20	49	.408	11	13	.846	5	21	26	1.2	27	0	38	20	2	28	93	4.4
CAREER	85	22	1302	15.3	85	261	.326	57	177	.322	30	37	.811	25	58	83	1.0	83	0	75	76	3	50	257	3.0



3 AUBREY GALVAN

@AubTheBaller1
@AubTheBaller
@AubTheBaller1

G • 5-6 • Fr. • Deerfield, Ill. • Wilmette Loyola Academy

SEASON HIGHS

Points • 20 • vs. Michigan (01/19/26)
FG Made • 8 • Missouri (01/08/26)
FG Attempts • 17 • Missouri (01/08/26)
3-Pt Made • 4 • 2x, Last: LSU (01/04/26)
3-Pt Attempt • 11 • Missouri (01/08/26)
FT Made • 3 • 2x, Last: vs. Michigan (01/19/26)
FT Attempt • 4 • vs. Michigan (01/19/26)
Rebounds • 9 • vs. California (11/3/25)
Assists • 15 • Tennessee State (11/23/25)
Steals • 9 • Tennessee State (11/23/25)
Blocks • 1 • vs. Oregon State (11/27/25)
Minutes • 40 • 3x, Last: vs. Michigan (01/19/26)

CAREER HIGHS

Points • 20 • vs. Michigan (01/19/26)
FG Made • 8 • Missouri (01/08/26)
FG Attempts • 17 • Missouri (01/08/26)
3-Pt Made • 4 • 2x, Last: LSU (01/04/26)
3-Pt Attempt • 11 • Missouri (01/08/26)
FT Made • 3 • 2x, Last: vs. Michigan (01/19/26)
FT Attempt • 4 • vs. Michigan (01/19/26)
Rebounds • 9 • vs. California (11/3/25)
Assists • 15 • Tennessee State (11/23/25)
Steals • 9 • Tennessee State (11/23/25)
Blocks • 1 • vs. Oregon State (11/27/25)
Minutes • 40 • 3x, Last: vs. Michigan (01/19/26)

- Ranks in the top-15 nationally in assists (11th; 132) & ast/game (12th; 6.3)
- 3-Time SEC Co-Freshman of the Week (Nov. 25, Jan. 6, Jan. 20)
- Her 7 ast vs. Cal were the most by a Vandy player in a debut since 2015-16
- Her 9 reb. vs. Cal were the most by a Commodore in a debut since 2019-20
- Became the first NCAA player since at 1999-00 to open her career with back-to-back games with 7-plus assists and 7-plus rebounds
- Two-time adidas All-American ('23, '24)
- 4-star recruit according to Prospect Nation and named to the site's Elite 150 for the Class of 2025
- Works out with WNBA star Jewell Loyd in the summers and considers the six-time WNBA All-Star a mentor

SUPERLATIVES	'25-26	CAREER	SUPERLATIVES	'25-26	CAREER
10+ POINTS	13	13	3+ ASSISTS	18	18
15+ POINTS	6	6	5+ STEALS	4	4
20+ POINTS	--	--	3+ STEALS	13	13
25+ POINTS	--	--	2+ BLOCKS	--	--
30+ POINTS	--	--	DOUBLE-DOUBLES	2	2
40+ POINTS	--	--	LED VANDY IN PTS	1	1
50+ POINTS	--	--	LED VANDY IN REB	2	2
MADE 3+ 3-PT FG	6	6	LED VANDY IN AST	10	10
10+ REBS	--	--	LED VANDY IN STL	7	7
5+ ASSISTS	13	13	LED VANDY IN BLK	--	--

GAME-BY-GAME

DATE	OPPONENT	GS	MIN	FGM/A	FG%	3FG/A	3P%	FTM/A	FG% OFF	DEF	TOT	AVG	PF	AST	T/O	BLK	STL	PTS	AVG	
11.3.25	CALIFORNIA	*	39:10	3-14	.214	1-4	.250	0-0	.000	2	7	9.0	4	7	3	0	3	7	7.0	
11.10.25	FURMAN	*	31:18	5-10	.500	1-4	.250	0-0	.000	2	5	7.0	3	8	6	0	3	11	9.0	
11.12.25	AT AUSTIN PEAY	*	40:00	6-10	.600	3-5	.600	3-3	1.000	0	2	6.0	4	3	2	0	0	18	12.0	
11.19.25	AT WESTERN KY.	*	27:08	1-6	.167	1-2	.500	0-0	.000	0	5	5.8	0	8	1	0	0	3	9.8	
11.21.25	ALABAMA STATE	*	25:50	2-9	.222	0-3	.000	0-0	.000	0	2	5.0	0	8	1	0	2	4	8.6	
11.23.25	TENNESSEE STATE	*	30:53	7-15	.467	2-5	.400	0-0	.000	0	3	4.7	0	15	5	0	9	16	9.8	
11.27.25	VS. OREGON STATE	*	30:29	5-14	.357	2-5	.400	0-2	.000	0	1	4.1	3	1	1	1	6	12	10.1	
11.29.25	VS. BYU	*	40:00	6-15	.400	2-9	.222	2-2	1.000	0	2	3.9	0	5	0	0	3	16	10.9	
12.3.25	VIRGINIA	*	37:47	3-6	.500	1-2	.500	0-0	.000	0	4	3.9	0	8	3	0	3	7	10.4	
12.15.25	SOUTH FLORIDA	*	35:59	4-13	.308	3-10	.300	0-0	.000	1	4	5.0	0	8	2	0	2	11	10.5	
12.18.25	UALBANY	*	35:35	6-12	.500	3-6	.500	0-0	.000	0	6	4.2	2	4	2	0	4	15	10.9	
12.20.25	TEXAS SOUTHERN	*	21:37	1-9	.111	1-8	.125	0-0	.000	1	1	2.0	1	11	3	0	0	3	10.3	
12.28.25	STONEHILL	*	28:12	4-7	.571	1-2	.500	0-0	.000	0	3	3.9	0	7	1	0	5	9	10.2	
1.1.26	AT ARKANSAS	*	34:03	5-13	.385	4-10	.400	0-0	.000	0	0	3.6	1	6	1	0	3	14	10.4	
1.4.26	LSU	*	33:30	4-16	.250	4-10	.400	2-3	.667	1	2	3.6	2	1	3	0	3	14	10.7	
1.8.26	MISSOURI	*	36:27	8-17	.471	2-11	.182	1-1	1.000	0	1	3.4	1	4	4	0	5	19	11.2	
1.11.26	AT TEXAS A&M	*	34:20	5-9	.556	2-4	.500	0-0	.000	0	1	3.3	0	7	2	0	4	12	11.2	
1.15.26	AT MISSISSIPPI ST.	*	26:22	3-9	.333	0-4	.000	2-2	1.000	0	3	3.3	3	5	1	0	0	8	11.1	
1.19.26	VS. MICHIGAN	*	40:00	7-14	.500	3-6	.500	3-4	.750	0	1	3.2	3	3	3	0	2	20	11.5	
1.22.26	AUBURN	*	37:40	6-10	.600	1-3	.333	2-2	1.000	1	4	5.3	1	10	6	1	4	15	11.7	
1.25.26	AT SOUTH CAROLINA	*	31:11	3-8	.375	1-3	.333	0-0	.000	1	2	3.2	2	3	4	1	3	7	11.5	
1.29.26	VS. OLE MISS																			
2.1.26	FLORIDA																			
2.5.26	AT KENTUCKY																			
2.9.26	OKLAHOMA																			
2.12.26	TEXAS																			
2.15.26	AT GEORGIA																			
2.22.26	KENTUCKY																			
2.26.26	ALABAMA																			
3.1.26	AT TENNESSEE																			
TOTAL		21	697:31	94-236	.398	38-116	.328	15-19	.789	9	59	68	3.2	30	132	54	3	64	241	11.5

CAREER STATS

YEAR	GP	GS	MIN	AVG	FG	FGA	PCT	3FG	3FGA	3PCT	FT	FTA	PCT	OFF	DEF	TOT	AVG	PF	FO	AST	TO	BLK	STL	PTS	AVG
2025-26	21	21	698	33.2	94	236	.398	38	116	.328	15	19	.789	9	59	68	3.2	30	0	132	54	3	64	241	11.5
CAREER	21	21	698	33.2	94	236	.398	38	116	.328	15	19	.789	9	59	68	3.2	30	0	132	54	3	64	241	11.5



4 MADISON GREENE

@Mad1son_04
@Mad1son_04



G • 5-6 • Jr. • Columbus, Ohio • Pickerington Central HS

SEASON HIGHS

Points	• • • • •
FG Made	• • • • •
FG Attempts	• • • • •
3-Pt Made	• • • • •
3-Pt Attempt	• • • • •
FT Made	• • • • •
FT Attempt	• • • • •
Rebounds	• • • • •
Assists	• • • • •
Steals	• • • • •
Blocks	• • • • •
Minutes	• • • • •

CAREER HIGHS

Points	• 25 • at Dayton (12/19/24)
FG Made	• 7 • 2x, Last: at Dayton (12/19/24)
FG Attempts	• 14 • at Dayton (12/19/24)
3-Pt Made	• 5 • at South Florida (11/14/24)
3-Pt Attempt	• 8 • at South Florida (11/14/24)
FT Made	• 8 • at Dayton (12/19/24)
FT Attempt	• 10 • at Dayton (12/19/24)
Rebounds	• 6 • Alabama A&M (12/29/24)
Assists	• 6 • Samford (11/22/24)
Steals	• 6 • Lipscomb (11/04/24)
Blocks	• 1 • Austin Peay (11/08/24)
Minutes	• 41 • Mississippi State (02/13/25)

- Will miss the 2025-25 season due to injury
- Played in 44 games with four career starts at Vanderbilt
- Earned a medical redshirt waiver for the 2023-24 season after missing the final 22 games due to injury
- Led the team in points off the bench at 7.3 ppg in 29 games in '24-25
- First Dore since 2018 to score 25-plus points off the bench in game vs. Dayton on Dec. 19, 2024
- SEC Winter Academic Honor Roll ('25)
- Majoring in Medicine, Health & Society

SUPERLATIVES	'25-26 CAREER	SUPERLATIVES	'25-26 CAREER
10+ POINTS	-- 13	3+ ASSISTS	-- 6
15+ POINTS	-- 5	5+ STEALS	-- 1
20+ POINTS	-- 1	3+ STEALS	-- 5
25+ POINTS	-- 1	2+ BLOCKS	-- --
30+ POINTS	-- --	DOUBLE-DOUBLES	-- --
40+ POINTS	-- --	LED VANDY IN PTS	-- 1
50+ POINTS	-- --	LED VANDY IN REB	-- --
MADE 3+ 3-PT FG	-- 4	LED VANDY IN AST	-- 4
10+ REBS	-- --	LED VANDY IN STL	-- 4
5+ ASSISTS	-- 1	LED VANDY IN BLK	-- --

GAME-BY-GAME

DATE	OPPONENT	GS	MIN	FGM/A	FG%	3FG/A	3P%	FTM/A	FG% OFF	DEF	TOT	AVG	PF	AST	T/O	BLK	STL	PTS	AVG	
11.3.25	CALIFORNIA								REDSHIRTING											
11.10.25	FURMAN								REDSHIRTING											
11.12.25	AT AUSTIN PEAY								REDSHIRTING											
11.19.25	AT WESTERN KY.								REDSHIRTING											
11.21.25	ALABAMA STATE								REDSHIRTING											
11.23.25	TENNESSEE STATE								REDSHIRTING											
11.27.25	VS. OREGON STATE								REDSHIRTING											
11.29.25	VS. BYU OR VA. TECH								REDSHIRTING											
12.3.25	VIRGINIA								REDSHIRTING											
12.15.25	SOUTH FLORIDA								REDSHIRTING											
12.18.25	UALBANY								REDSHIRTING											
12.20.25	TEXAS SOUTHERN								REDSHIRTING											
12.28.25	STONEHILL								REDSHIRTING											
1.1.26	AT ARKANSAS								REDSHIRTING											
1.4.26	LSU								REDSHIRTING											
1.8.26	MISSOURI								REDSHIRTING											
1.11.26	AT TEXAS A&M								REDSHIRTING											
1.15.26	AT MISSISSIPPI ST.								REDSHIRTING											
1.19.26	VS. MICHIGAN								REDSHIRTING											
1.22.26	AUBURN								REDSHIRTING											
1.25.26	AT SOUTH CAROLINA								REDSHIRTING											
1.29.26	VS. OLE MISS								REDSHIRTING											
2.1.26	FLORIDA								REDSHIRTING											
2.5.26	AT KENTUCKY								REDSHIRTING											
2.9.26	OKLAHOMA								REDSHIRTING											
2.12.26	TEXAS								REDSHIRTING											
2.15.26	AT GEORGIA								REDSHIRTING											
2.22.26	KENTUCKY								REDSHIRTING											
2.26.26	ALABAMA								REDSHIRTING											
3.1.26	AT TENNESSEE								REDSHIRTING											
TOTAL																				

CAREER STATS

YEAR	GP	GS	MIN	AVG	FG	FGA	PCT	3FG	3FGA	3PCT	FT	FTA	PCT	OFF	DEF	TOT	AVG	PF	FO	AST	TO	BLK	STL	PTS	AVG
2023-24	11	0	217	19.7	31	73	.425	10	28	.357	4	6	.667	5	11	16	1.5	22	0	13	14	0	15	76	6.9
2024-25	33	4	672	20.4	78	181	.431	25	71	.352	44	53	.830	19	52	71	2.2	58	0	44	56	1	40	225	6.8
2025-26	--	--	--	--	--	--	--	--	--	--	--	--	--	--	--	--	--	--	--	--	--	--	--	--	--
CAREER	44	4	889	20.2	109	254	.429	35	99	.354	48	59	.814	24	63	87	2.0	80	0	57	70	1	55	301	6.8



8 AVA BLACK

@Ava_Black0501
@Ava_Jaye_Black

G • 5-11 • Fr. • Auburn, N.H. • Tabor Academy (Mass.)

SEASON HIGHS

Points • 11 • Alabama State (11/21/25)
FG Made • 4 • 3x, Last: Stonehill (12/28/25)
FG Attempts • 8 • 2x, Last: Texas Southern (12/20/25)
3-Pt Made • 3 • Alabama State (11/21/25)
3-Pt Attempt • 4 • Alabama State (11/21/25)
FT Made • 2 • South Florida (12/15/25)
FT Attempt • 2 • South Florida (12/15/25)
Rebounds • 6 • 2x, Last: Tennessee State (11/21/25)
Assists • 2 • 2x, Last: Tennessee State (11/21/25)
Steals • 3 • 2x, Last: Texas Southern (12/20/25)
Blocks • 1 • Tennessee State (11/21/25)
Minutes • 22 • 2x, Last: Texas Southern (12/20/25)

CAREER HIGHS

Points • 11 • Alabama State (11/21/25)
FG Made • 4 • 3x, Last: Stonehill (12/28/25)
FG Attempts • 8 • 2x, Last: Texas Southern (12/20/25)
3-Pt Made • 3 • Alabama State (11/21/25)
3-Pt Attempt • 4 • Alabama State (11/21/25)
FT Made • 2 • South Florida (12/15/25)
FT Attempt • 2 • South Florida (12/15/25)
Rebounds • 6 • 2x, Last: Tennessee State (11/21/25)
Assists • 2 • 2x, Last: Tennessee State (11/21/25)
Steals • 3 • 2x, Last: Texas Southern (12/20/25)
Blocks • 1 • Tennessee State (11/21/25)
Minutes • 22 • 2x, Last: Texas Southern (12/20/25)

- Made her Vanderbilt debut vs. Furman on Nov. 10
- Scored a career-high 11 points vs. Alabama State
- Ranked as one of New England's top prospects
- Attended the 2023 USA Women's Basketball U16 National Team trails
- First player in program history from New Hampshire
- Two-time All-State selection

SUPERLATIVES	'25-26 CAREER	SUPERLATIVES	'25-26 CAREER
10+ POINTS	1 1	3+ ASSISTS	-- --
15+ POINTS	-- --	5+ STEALS	-- --
20+ POINTS	-- --	3+ STEALS	1 1
25+ POINTS	-- --	2+ BLOCKS	-- --
30+ POINTS	-- --	DOUBLE-DOUBLES	-- --
40+ POINTS	-- --	LED VANDY IN PTS	-- --
50+ POINTS	-- --	LED VANDY IN REB	-- --
MADE 3+ 3-PT FG	1 1	LED VANDY IN AST	-- --
10+ REBS	-- --	LED VANDY IN STL	1 1
5+ ASSISTS	-- --	LED VANDY IN BLK	-- --

GAME-BY-GAME

DATE	OPPONENT	GS	MIN	FGM/A	FG%	3FG/A	3P%	FTM/A	FG% OFF	DEF	TOT	AVG	PF	AST	T/O	BLK	STL	PTS	AVG	
11.3.25	CALIFORNIA																			
11.10.25	FURMAN		04:19	1-2	.500	0-1	.000	1-1	1.000	0	1	1.0	2	0	0	0	0	3	3.0	
11.12.25	AT AUSTIN PEAY																			
11.19.25	AT WESTERN KY.		12:30	1-3	.333	0-1	.000	0-0	.000	4	0	4	2.5	3	2	0	0	2	2.5	
11.21.25	ALABAMA STATE		21:57	4-8	.500	3-4	.750	0-0	.000	3	3	6	3.7	3	1	0	0	3	5.3	
11.23.25	TENNESSEE STATE		20:34	2-3	.667	0-1	.000	0-1	.000	1	5	6	4.3	1	2	2	1	1	4	5.0
11.27.25	VS. OREGON STATE		09:21	0-0	.000	0-0	.000	0-0	.000	0	2	2	3.8	1	1	1	0	1	0	4.0
11.29.25	VS. BYU		07:42	2-4	.500	0-2	.000	0-0	.000	0	0	0	3.2	1	1	0	0	0	4	4.0
12.3.25	VIRGINIA																			
12.15.25	SOUTH FLORIDA		09:59	0-1	.000	0-0	.000	2-2	1.000	3	1	4	3.3	1	0	1	0	0	2	3.7
12.18.25	UALBANY		09:13	1-2	.500	0-1	.000	0-0	.000	1	2	3	3.3	2	0	0	0	0	2	3.5
12.20.25	TEXAS SOUTHERN		21:56	4-5	.800	1-1	1.000	0-0	.000	0	5	5	3.4	4	0	1	0	3	9	4.1
12.28.25	STONEHILL		17:51	4-4	1.000	0-0	.000	1-1	1.000	1	4	5	3.6	2	1	0	0	2	9	4.6
1.1.26	AT ARKANSAS		13:12	1-1	1.000	1-1	1.000	0-0	.000	3	1	4	3.6	1	1	3	0	0	3	4.5
1.4.26	LSU		02:14	0-0	.000	0-0	.000	0-0	.000	0	1	1	3.4	0	0	0	0	0	0	4.1
1.8.26	MISSOURI		04:10	0-1	.000	0-1	.000	0-0	.000	0	0	0	3.2	2	0	0	0	0	0	3.8
1.11.26	AT TEXAS A&M		10:11	1-2	.500	0-0	.000	0-1	.000	0	1	1	3.0	1	0	0	0	0	2	3.6
1.15.26	AT MISSISSIPPI ST.		02:12	0-1	.000	0-1	.000	0-0	.000	0	0	0	2.8	0	0	0	0	0	0	3.4
1.19.26	VS. MICHIGAN																			
1.22.26	AUBURN		04:00	0-0	.000	0-0	.000	0-0	.000	0	1	1	2.7	0	0	0	0	0	0	3.2
1.25.26	AT SOUTH CAROLINA		08:04	1-2	.500	0-0	.000	2-2	1.000	0	0	0	2.5	1	0	0	0	0	4	3.2
1.29.26	VS. OLE MISS																			
2.1.26	FLORIDA																			
2.5.26	AT KENTUCKY																			
2.9.26	OKLAHOMA																			
2.12.26	TEXAS																			
2.15.26	AT GEORGIA																			
2.22.26	KENTUCKY																			
2.26.26	ALABAMA																			
3.1.26	AT TENNESSEE																			
TOTAL		0	179:24	22-39	.564	5-14	.357	6-8	.750	16	27	43	2.5	25	9	8	1	12	55	3.2

CAREER STATS

YEAR	GP	GS	MIN	AVG	FG	FGA	PCT	3FG	3FGA	3PCT	FT	FTA	PCT	OFF	DEF	TOT	AVG	PF	FO	AST	TO	BLK	STL	PTS	AVG
2025-26	17	0	179	10.6	22	39	.564	5	14	.357	6	8	.750	16	27	43	2.5	25	0	9	8	1	12	55	3.2
CAREER	17	0	179	10.6	22	39	.564	5	14	.357	6	8	.750	16	27	43	2.5	25	0	9	8	1	12	55	3.2



11 MONIQUE WILLIAMS

@Monique.Williams6
@Monique_Williams11

F • 6-3 • Fr. • Perth, Australia • Willeton Senior HS

SEASON HIGHS

Points • 5 • Texas Southern (12/20/25)
FG Made • 2 • Texas Southern (12/20/25)
FG Attempts • 2 • 2x, Last: Texas Southern (12/20/25)
3-Pt Made • 1 • Texas Southern (12/20/25)
3-Pt Attempt • 1 • Texas Southern (12/20/25)
FT Made • 2 • Tennessee State (11/23/25)
FT Attempt • 4 • Tennessee State (11/23/25)
Rebounds • 2 • Alabama State (11/21/25)
Assists • 1 • UAlbany (12/18/25)
Steals • - - - -
Blocks • - - - -
Minutes • 10 • Texas Southern (12/20/25)

CAREER HIGHS

Points • 5 • Texas Southern (12/20/25)
FG Made • 2 • Texas Southern (12/20/25)
FG Attempts • 2 • 2x, Last: Texas Southern (12/20/25)
3-Pt Made • 1 • Texas Southern (12/20/25)
3-Pt Attempt • 1 • Texas Southern (12/20/25)
FT Made • 2 • Tennessee State (11/23/25)
FT Attempt • 4 • Tennessee State (11/23/25)
Rebounds • 2 • Alabama State (11/21/25)
Assists • 1 • UAlbany (12/18/25)
Steals • - - - -
Blocks • - - - -
Minutes • 10 • Texas Southern (12/20/25)

- Made her Vanderbilt debut vs. Furman on Nov. 10
- Enrolled into Vanderbilt during the 2025 Spring semester, where she practiced with the Commodores for the remainder of 2024-25
- Member of Australia's National Program
- Second player in program history from Australia and first since 1999-00
- Attended Willeton Senior High School in Perth, Australia
- Won Silver w/ Australia at the 2025 FIBA U19 Women's World Cup in Czechia
- Played in eight games in the Basketball Australia Centre of Excellence (CoE)

SUPERLATIVES	'25-26 CAREER	SUPERLATIVES	'25-26 CAREER
10+ POINTS	-- --	3+ ASSISTS	-- --
15+ POINTS	-- --	5+ STEALS	-- --
20+ POINTS	-- --	3+ STEALS	-- --
25+ POINTS	-- --	2+ BLOCKS	-- --
30+ POINTS	-- --	DOUBLE-DOUBLES	-- --
40+ POINTS	-- --	LED VANDY IN PTS	-- --
50+ POINTS	-- --	LED VANDY IN REB	-- --
MADE 3+ 3-PT FG	-- --	LED VANDY IN AST	-- --
10+ REBS	-- --	LED VANDY IN STL	-- --
5+ ASSISTS	-- --	LED VANDY IN BLK	-- --

GAME-BY-GAME

DATE	OPPONENT	GS	MIN	FGM/A	FG%	3FG/A	3P%	FTM/A	FG%	OFF	DEF	TOT	AVG	PF	AST	T/O	BLK	STL	PTS	AVG	
11.3.25	CALIFORNIA																				
11.10.25	FURMAN		02:56	0-1	.000	0-0	.000	0-0	.000	0	0	0	0.0	1	0	0	0	0	0	0	0.0
11.12.25	AT AUSTIN PEAY																				
11.19.25	AT WESTERN KY.		03:42	0-0	.000	0-0	.000	0-0	.000	0	1	1	0.5	0	0	0	0	0	0	0	0.0
11.21.25	ALABAMA STATE		08:55	0-2	.000	0-0	.000	0-0	.000	2	0	2	1.0	1	0	0	0	0	0	0	0.0
11.23.25	TENNESSEE STATE		05:04	0-1	.000	0-0	.000	2-4	.500	0	0	0	0.8	0	0	0	0	0	2	0.5	
11.27.25	VS. OREGON STATE																				
11.29.25	VS. BYU																				
12.3.25	VIRGINIA																				
12.15.25	SOUTH FLORIDA		02:14	1-1	1.000	0-0	.000	0-0	.000	0	0	0	0.6	0	0	0	0	0	2	0.8	
12.18.25	UALBANY		01:34	0-0	.000	0-0	.000	0-0	.000	0	0	0	0.5	0	1	0	0	0	0	0	0.7
12.20.25	TEXAS SOUTHERN		10:00	2-2	1.000	1-1	1.000	0-2	.000	0	0	0	0.4	0	0	0	0	0	5	1.3	
12.28.25	STONEHILL		06:08	0-1	.000	0-0	.000	0-0	.000	0	0	0	0.4	0	0	1	0	0	0	0	1.1
1.1.26	AT ARKANSAS																				
1.4.26	LSU																				
1.8.26	MISSOURI		02:38	1-1	1.000	0-0	.000	0-0	.000	0	0	0	0.3	0	0	0	0	0	2	1.2	
1.11.26	AT TEXAS A&M		02:34	0-0	.000	0-0	.000	0-0	.000	0	1	1	0.4	0	0	0	0	0	0	0	1.1
1.15.26	AT MISSISSIPPI ST.																				
1.19.26	VS. MICHIGAN																				
1.22.26	AUBURN																				
1.25.26	AT SOUTH CAROLINA																				
1.29.26	VS. OLE MISS																				
2.1.26	FLORIDA																				
2.5.26	AT KENTUCKY																				
2.9.26	OKLAHOMA																				
2.12.26	TEXAS																				
2.15.26	AT GEORGIA																				
2.22.26	KENTUCKY																				
2.26.26	ALABAMA																				
3.1.26	AT TENNESSEE																				
TOTAL		0	45:45	4-9	.444	1-1	1.000	2-6	.333	2	2	40	4	2	1	1	0	0	11	1.1	

CAREER STATS

YEAR	GP	GS	MIN	AVG	FG	FGA	PCT	3FG	3FGA	3PCT	FT	FTA	PCT	OFF	DEF	TOT	AVG	PF	FO	AST	TO	BLK	STL	PTS	AVG
2025-26	10	0	46	4.6	4	9	.444	1	1	1.000	2	6	.333	2	2	40	4	2	0	1	1	0	0	11	1.1
CAREER	10	0	46	4.6	4	9	.444	1	1	1.000	2	6	.333	2	2	40	4	2	0	1	1	0	0	11	1.1



13 JUSTINE PISSOTT

@JustinePissott
@j.usssssyyy
@JustinePissott

G/F • 6-4 • Sr. • Toms River, N.J. • Tennessee/Red Bank Catholic

SEASON HIGHS

Points • 25 • Texas Southern (12/20/25)
FG Made • 9 • Texas Southern (12/20/25)
FG Attempts • 15 • Virginia (12/03/25)
3-Pt Made • 7 • Texas Southern (12/20/25)
3-Pt Attempt • 12 • Virginia (12/03/25)
FT Made • 2 • 2x, Last: Missouri (01/08/26)
FT Attempt • 4 • Missouri (01/08/26)
Rebounds • 10 • vs. BYU (11/29/25)
Assists • 6 • Furman (11/10/25)
Steals • 2 • South Florida (12/15/25)
Blocks • 3 • vs. California (11/3/25)
Minutes • 39 • vs. California (11/3/25)

CAREER HIGHS

Points • 25 • Texas Southern (12/20/25)
FG Made • 9 • Texas Southern (12/20/25)
FG Attempts • 15 • Virginia (12/03/25)
3-Pt Made • 7 • Texas Southern (12/20/25)
3-Pt Attempt • 12 • Virginia (12/03/25)
FT Made • 4 • at Texas (02/06/25)
FT Attempt • 4 • at Texas (02/06/25)
Rebounds • 10 • vs. BYU (11/29/25)
Assists • 6 • Furman (11/10/25)
Steals • 2 • 3x, Last: South Florida (12/15/25)
Blocks • 3 • 2x, Last: vs. California (11/3/25)
Minutes • 39 • vs. California (11/3/25)

- Averaging a career-best 11.5 ppg this season
- Second in the SEC and sixth nationally in 3-Pointers Made (63)
- Second in the SEC and 15th nationally in 3-Pt FG Percentage (43.4%)
- Third in the SEC and 12th nationally in 3-Pt Made Per Game (3.00)
- Named to Paradise Jam Island Division All-Tournament Team
- Scored career-high 25 points vs. Texas Southern on Dec. 20
- Collected first career double-double vs. BYU with 18 pts and 10 reb
- Holds a career 3-point percentage of 40.1% at Vandy
- First player to transfer to Vanderbilt from Tennessee
- McDonald's All-American ('22)

SUPERLATIVES	'25-26 CAREER	SUPERLATIVES	'25-26 CAREER
10+ POINTS	13	3+ ASSISTS	11
15+ POINTS	5	5+ STEALS	--
20+ POINTS	2	3+ STEALS	--
25+ POINTS	1	2+ BLOCKS	4
30+ POINTS	--	DOUBLE-DOUBLES	1
40+ POINTS	--	LED VANDY IN PTS	1
50+ POINTS	--	LED VANDY IN REB	3
MADE 3+ 3-PT FG	11	LED VANDY IN AST	3
10+ REBS	1	LED VANDY IN STL	--
5+ ASSISTS	2	LED VANDY IN BLK	5

GAME-BY-GAME

DATE	OPPONENT	GS	MIN	FGM/A	FG%	3FG/A	3P%	FTM/A	FG%	OFF	DEF	TOT	AVG	PF	AST	T/O	BLK	STL	PTS	AVG	
11.3.25	CALIFORNIA	*	38:40	3-10	.300	2-8	.250	1-2	.500	3	4	7	7.0	1	2	1	3	1	9	9.0	
11.10.25	FURMAN	*	26:14	5-10	.500	3-7	.429	0-0	.000	0	3	3	5.0	2	6	0	0	0	13	11.0	
11.12.25	AT AUSTIN PEAY	*	29:02	1-5	.200	1-4	.250	0-0	.000	1	4	5	5.0	4	4	2	1	0	3	8.3	
11.19.25	AT WESTERN KY.	*	20:35	4-10	.400	4-8	.500	0-0	.000	3	1	4	4.8	2	0	3	1	0	12	9.3	
11.21.25	ALABAMA STATE	*	17:09	1-5	.200	1-5	.200	0-0	.000	1	4	5	4.8	0	3	0	0	1	3	8.0	
11.23.25	TENNESSEE STATE	*	22:10	4-5	.800	2-2	1.000	2-2	1.000	0	6	6	5.0	3	2	2	0	1	12	8.7	
11.27.25	VS. OREGON STATE	*	34:04	6-12	.500	5-9	.556	0-0	.000	1	5	6	5.1	2	4	0	1	0	17	9.9	
11.29.25	VS. BYU	*	30:13	7-13	.538	4-9	.444	0-0	.000	2	8	10	5.8	3	2	1	0	0	18	10.9	
12.3.25	VIRGINIA	*	38:05	3-15	.200	3-12	.250	0-0	.000	0	3	3	5.4	2	4	3	1	0	9	10.7	
12.15.25	SOUTH FLORIDA	*	28:07	5-8	.625	3-5	.600	0-0	.000	1	5	6	5.5	0	4	1	1	2	13	10.9	
12.18.25	UALBANY	*	19:59	1-2	.500	1-2	.500	0-0	.000	0	1	1	5.1	3	3	0	0	0	3	10.2	
12.20.25	TEXAS SOUTHERN	*	20:47	9-13	.692	7-10	.700	0-0	.000	0	3	3	4.9	1	1	1	0	1	25	11.4	
12.28.25	STONEHILL	*	21:54	5-8	.625	2-4	.500	0-0	.000	0	1	1	4.6	1	2	1	0	2	12	11.5	
1.1.26	AT ARKANSAS	*	25:39	2-10	.200	2-8	.250	0-0	.000	0	2	2	4.4	3	1	1	0	1	6	11.1	
1.4.26	LSU	*	27:43	2-7	.286	2-5	.400	0-0	.000	1	0	1	4.2	2	1	0	0	0	6	10.7	
1.8.26	MISSOURI	*	26:04	5-10	.500	3-8	.375	2-4	.500	2	5	7	4.4	2	4	2	2	0	15	11.0	
1.11.26	AT TEXAS A&M	*	30:16	8-12	.667	6-9	.667	0-0	.000	1	1	2	4.2	1	2	1	1	0	22	11.6	
1.15.26	AT MISSISSIPPI ST.	*	38:18	4-9	.444	4-8	.500	0-0	.000	1	4	5	4.3	4	4	2	1	0	12	11.7	
1.19.26	VS. MICHIGAN	*	34:27	5-14	.357	4-10	.400	0-0	.000	2	6	8	4.5	4	5	3	2	0	14	11.8	
1.22.26	AUBURN	*	36:00	3-9	.333	2-6	.333	2-2	1.000	1	6	7	4.6	0	3	1	2	0	10	11.7	
1.25.26	AT SOUTH CAROLINA	*	21:04	3-7	.429	2-6	.333	0-0	.000	0	1	1	4.4	4	0	2	1	0	8	11.5	
1.29.26	VS. OLE MISS																				
2.1.26	FLORIDA																				
2.5.26	AT KENTUCKY																				
2.9.26	OKLAHOMA																				
2.12.26	TEXAS																				
2.15.26	AT GEORGIA																				
2.22.26	KENTUCKY																				
2.26.26	ALABAMA																				
3.1.26	AT TENNESSEE																				
TOTAL			21	586:30	86-194	.443	63-145	.434	7-10	.700	20	73	93	4.4	44	57	27	17	9	242	11.5

CAREER STATS

*at Tennessee

YEAR	GP	GS	MIN	AVG	FG	FGA	PCT	3FG	3FGA	3PCT	FT	FTA	PCT	OFF	DEF	TOT	AVG	PF	FO	AST	TO	BLK	STL	PTS	AVG
2022-23*	27	0	189	7.0	20	60	.333	12	46	.261	2	2	1.000	6	20	26	1.0	20	0	10	12	4	1	54	2.0
2023-24	33	28	698	21.2	80	225	.356	52	141	.369	12	16	.750	14	57	71	2.2	54	1	25	40	17	10	224	6.8
2024-25	23	0	222	9.6	28	65	.431	19	49	.388	8	12	.667	14	25	39	1.7	22	0	10	10	2	5	83	3.6
2025-26	21	21	586	27.9	86	194	.443	63	145	.434	7	10	.700	20	73	93	4.4	44	0	57	27	17	9	242	11.5
VANDY	77	49	1507	19.6	194	484	.401	134	335	.400	27	38	.711	48	155	203	2.6	120	1	92	77	36	24	549	7.1
CAREER	104	49	1696	16.3	214	544	.393	146	381	.383	29	40	.725	54	175	229	2.2	140	1	102	89	40	25	603	5.8



14 AIYANA MITCHELL

@AiyanaMitchell7
@AiyanaJM22
@AiyanaJM22

F • 6-4 • Jr. • Colorado Springs, Colo. • Fountain-Fort Carson HS

SEASON HIGHS

Points • 16 • Stonehill (12/28/25)
FG Made • 7 • Stonehill (12/28/25)
FG Attempts • 9 • UAlbany (12/18/25)
3-Pt Made • - - - -
3-Pt Attempt • - - - -
FT Made • 4 • 2x, Last: Alabama State (11/21/25)
FT Attempt • 6 • 2x, Last: Alabama State (11/21/25)
Rebounds • 10 • 2x, Last: Texas Southern (12/20/25)
Assists • 3 • 2x, Last: Stonehill (12/28/25)
Steals • 3 • 2x, Last: Texas Southern (12/20/25)
Blocks • 4 • UAlbany (12/18/25)
Minutes • 25 • vs. California (11/3/25)

CAREER HIGHS

Points • 16 • Stonehill (12/28/25)
FG Made • 7 • Stonehill (12/28/25)
FG Attempts • 10 • Appalachian St. (12/1/24)
3-Pt Made • - -
3-Pt Attempt • - -
FT Made • 5 • 2x, Last: South Carolina (02/23/25)
FT Attempt • 6 • 3x, Last: Alabama State (11/21/25)
Rebounds • 10 • 2x, Last: Texas Southern (12/20/25)
Assists • 3 • 2x, Last: Stonehill (12/28/25)
Steals • 3 • 4x, Last: Texas Southern (12/20/25)
Blocks • 4 • 2x, Last: UAlbany (12/18/25)
Minutes • 25 • vs. California (11/3/25)

- Appeared in 55-straight games at Vanderbilt
- Averaging a career-best 7.7 ppg and 5.2 rpg this season
- Opened 2025-26 on a three-game double-digit scoring streak
- Collected her first career double-double vs. Cal with 12 pts, 10 reb
- Became the first Dore to have a double-double off the bench since Leilani Kapinus vs. Evansville on Dec. 14, 2024
- Appeared in 69 games with one start at Vandy
- Holds a career field goal percentage of 60.1 percent at Vandy
- One of five players to play in all 33 games in 2024-25
- Majoring in Medicine, Health & Society

SUPERLATIVES	'25-26	CAREER	SUPERLATIVES	'25-26	CAREER
10+ POINTS	7	9	3+ ASSISTS	3	3
15+ POINTS	1	1	5+ STEALS	--	--
20+ POINTS	--	--	3+ STEALS	3	5
25+ POINTS	--	--	2+ BLOCKS	6	11
30+ POINTS	--	--	DOUBLE-DOUBLES	1	1
40+ POINTS	--	--	LED VANDY IN PTS	--	--
50+ POINTS	--	--	LED VANDY IN REB	4	6
MADE 3+ 3-PT FG	--	--	LED VANDY IN AST	--	--
10+ REBS	2	2	LED VANDY IN STL	1	2
5+ ASSISTS	1	1	LED VANDY IN BLK	7	20

GAME-BY-GAME

DATE	OPPONENT	GS	MIN	FGM/A	FG%	3FG/A	3P%	FTM/A	FG%	OFF	DEF	TOT	AVG	PF	AST	T/O	BLK	STL	PTS	AVG
11.3.25	CALIFORNIA		24:32	6-7	.857	0-0	.000	0-2	.000	7	3	10	10.0	3	3	2	3	3	12	12.0
11.10.25	FURMAN		14:18	4-4	1.000	0-0	.000	4-6	.667	3	3	6	8.0	0	1	0	0	1	12	12.0
11.12.25	AT AUSTIN PEAY		20:47	4-7	.571	0-0	.000	2-5	.400	6	3	9	8.3	3	1	3	1	0	10	11.3
11.19.25	AT WESTERN KY.		12:17	0-0	.000	0-0	.000	2-2	1.000	1	4	5	7.5	2	0	2	1	0	2	9.0
11.21.25	ALABAMA STATE		12:39	3-3	1.000	0-0	.000	4-6	.667	3	3	6	7.2	2	0	1	1	1	10	9.2
11.23.25	TENNESSEE STATE		18:19	4-7	.571	0-0	.000	0-0	.000	2	4	6	7.0	2	0	0	2	1	8	9.0
11.27.25	VS. OREGON STATE		21:24	2-4	.500	0-0	.000	1-2	.500	2	3	5	6.7	2	1	1	2	1	5	8.4
11.29.25	VS. BYU		08:08	0-3	.000	0-0	.000	0-0	.000	1	2	3	6.3	2	0	1	0	0	0	7.4
12.3.25	VIRGINIA		17:59	3-4	.750	0-0	.000	2-2	1.000	0	2	2	5.8	2	0	0	3	1	8	7.4
12.15.25	SOUTH FLORIDA		14:11	3-4	.750	0-0	.000	2-2	1.000	1	2	3	5.5	3	1	0	2	0	8	7.5
12.18.25	UALBANY		23:30	6-9	.667	0-0	.000	2-4	.500	3	3	6	5.5	2	1	1	4	1	14	8.1
12.20.25	TEXAS SOUTHERN		16:55	1-2	.500	0-0	.000	2-2	1.000	6	4	10	5.9	1	1	1	0	3	4	7.8
12.28.25	STONEHILL		15:25	7-8	.875	0-0	.000	2-2	1.000	0	2	2	5.6	0	3	3	0	1	16	8.4
1.1.26	AT ARKANSAS		15:45	3-5	.600	0-0	.000	1-2	.500	2	2	4	5.5	4	0	2	1	1	7	8.3
1.4.26	LSU		27:56	0-0	.000	0-0	.000	2-8	.250	3	2	5	5.5	2	2	1	1	4	2	7.9
1.8.26	MISSOURI		13:35	4-7	.571	0-0	.000	0-0	.000	0	2	2	5.3	2	1	1	1	0	8	7.9
1.11.26	AT TEXAS A&M		19:37	2-2	1.000	0-0	.000	2-4	.500	0	5	5	5.2	1	0	1	1	1	6	7.8
1.15.26	AT MISSISSIPPI ST.		23:56	4-6	.667	0-0	.000	2-3	.667	3	5	8	5.4	2	1	1	1	1	10	7.9
1.19.26	VS. MICHIGAN		22:57	2-4	.500	0-0	.000	3-4	.750	2	4	6	5.4	1	2	1	0	1	7	7.8
1.22.26	AUBURN		11:59	3-6	.500	0-0	.000	2-2	1.000	4	0	4	5.4	2	1	0	0	2	8	7.9
1.25.26	AT SOUTH CAROLINA		23:39	2-3	.667	0-0	.000	1-2	.500	3	0	3	5.2	1	5	2	1	0	5	7.7
1.29.26	VS. OLE MISS																			
2.1.26	FLORIDA																			
2.5.26	AT KENTUCKY																			
2.9.26	OKLAHOMA																			
2.12.26	TEXAS																			
2.15.26	AT GEORGIA																			
2.22.26	KENTUCKY																			
2.26.26	ALABAMA																			
3.1.26	AT TENNESSEE																			
TOTAL		0	379:49	63-95	.663	0-0	.000	36-60	.600	52	58	110	5.2	39	24	24	25	23	162	7.7

CAREER STATS

YEAR	GP	GS	MIN	AVG	FG	FGA	PCT	3FG	3FGA	3PCT	FT	FTA	PCT	OFF	DEF	TOT	AVG	PF	FO	AST	TO	BLK	STL	PTS	AVG
2023-24	15	0	58	3.9	6	11	.545	0	0	.000	2	4	.500	4	7	11	0.7	10	0	0	3	4	0	14	0.9
2024-25	33	1	374	11.3	46	85	.541	0	0	.000	26	42	.619	38	53	91	2.8	48	0	14	27	21	17	118	3.6
2025-26	21	0	380	18.1	63	95	.663	0	0	.000	36	60	.600	52	58	110	5.2	39	0	24	24	25	23	162	7.7
CAREER	69	1	812	11.8	115	191	.602	0	0	.000	64	106	.604	94	118	212	3.1	97	0	38	54	50	40	294	4.3



15 NDJAKALENGA MWENENTANDA

@Ndjakalenga
@Ndjakalenga

G • 6-2 • Gr. • Sioux Falls, S.D. • Texas/Washington HS

SEASON HIGHS

Points • 16 • 2x, Last: Virginia (12/03/25)
FG Made • 6 • 3x, Last: Missouri (01/08/26)
FG Attempts • 10 • Missouri (01/08/26)
3-Pt Made • 3 • at South Carolina (01/25/26)
3-Pt Attempt • 4 • 3x, Last: at So. Carolina (01/25/26)
FT Made • 4 • South Florida (12/15/25)
FT Attempt • 5 • Furman (11/10/25)
Rebounds • 7 • Virginia (12/03/25)
Assists • 4 • Furman (11/10/25)
Steals • 3 • 2x, Last: Missouri (01/08/26)
Blocks • 3 • Texas Southern (12/20/25)
Minutes • 29 • Virginia (12/03/25)

CAREER HIGHS

Points • 19 • vs. Illinois (03/24/25)
FG Made • 7 • 2x, Last: Illinois (03/24/25)
FG Attempts • 12 • at Miss. State (02/27/25)
3-Pt Made • 3 • at South Carolina (01/25/26)
3-Pt Attempt • 4 • 3x, Last: at So. Carolina (01/25/26)
FT Made • 8 • Louisiana (11/11/22)
FT Attempt • 9 • Houston Christian (12/21/22)
Rebounds • 11 • at Miss. State (02/27/25)
Assists • 4 • 4x, Last: Missouri (01/30/25)
Steals • 6 • Southeast Missouri St. (11/10/24)
Blocks • 3 • 3x, Last: Texas Southern (12/20/25)
Minutes • 37 • at Mississippi State (02/27/25)

- Averaging a career-best 7.9 ppg this season
- Ndjakalenga means “a gift of luck” from her mother’s Luba tribe in Congo
- Appeared in 103 games with 18 starts over her three seasons at Texas
- Won three Big 12 titles (2 tour., 1 reg. season) and one SEC reg. season title at Texas
- Played in 10 NCAA Tournament games, including a Final Four, two Elite 8s and two Sweet 16s
- Graduated from Texas in 2025 with a Bachelor’s Degree in Psychology
- Played prep ball at Washington HS in Sioux Falls, S.D., where she scored over 1,000 career points and won the AA state title as a junior

SUPERLATIVES	'25-26 CAREER	SUPERLATIVES	'25-26 CAREER		
10+ POINTS	7	25	3+ ASSISTS	2	9
15+ POINTS	2	7	5+ STEALS	--	1
20+ POINTS	--	--	3+ STEALS	--	2
25+ POINTS	--	--	2+ BLOCKS	2	8
30+ POINTS	--	--	DOUBLE-DOUBLES	--	--
40+ POINTS	--	--	LED VANDY IN PTS	1	1
50+ POINTS	--	--	LED VANDY IN REB	--	--
MADE 3+ 3-PT FG	1	1	LED VANDY IN AST	--	--
10+ REBS	--	1	LED VANDY IN STL	2	2
5+ ASSISTS	--	--	LED VANDY IN BLK	2	2

GAME-BY-GAME

DATE	OPPONENT	GS	MIN	FGM/A	FG%	3FG/A	3P%	FTM/A	FG%	OFF	DEF	TOT	AVG	PF	AST	T/O	BLK	STL	PTS	AVG
11.3.25	CALIFORNIA	*	14:44	3-4	.750	1-1	1.000	0-0	.000	1	1	2	2.0	2	0	2	0	1	7	7.0
11.10.25	FURMAN	*	27:38	6-8	.750	2-3	.667	2-5	.400	1	4	5	3.5	2	4	0	0	1	16	11.5
11.12.25	AT AUSTIN PEAY	*	18:04	2-5	.400	1-1	1.000	0-0	.000	2	3	5	4.0	0	1	1	1	1	5	9.3
11.19.25	AT WESTERN KY.	*	22:17	4-9	.444	1-4	.250	2-2	1.000	3	0	3	3.8	0	1	1	1	3	11	9.8
11.21.25	ALABAMA STATE	*	16:46	2-6	.333	1-2	.500	0-0	.000	0	1	1	3.2	1	1	1	1	0	5	8.8
11.23.25	TENNESSEE STATE	*	18:34	1-2	.500	0-1	.000	0-0	.000	1	0	1	2.8	1	2	0	0	0	2	7.7
11.27.25	VS. OREGON STATE	*	22:30	2-4	.500	0-1	.000	2-2	1.000	0	1	1	2.6	2	2	3	0	0	6	7.4
11.29.25	VS. BYU	*	06:18	1-2	.500	0-0	.000	2-2	1.000	0	0	0	2.3	0	0	0	0	0	4	7.0
12.3.25	VIRGINIA	*	29:25	6-9	.667	2-2	1.000	2-2	1.000	3	4	7	2.8	3	0	1	1	1	16	8.0
12.15.25	SOUTH FLORIDA	*	21:50	3-6	.500	0-2	.000	4-4	1.000	0	1	1	2.6	3	1	1	0	0	10	8.2
12.18.25	UALBANY	*	17:47	1-5	.200	0-1	.000	3-4	.750	1	1	2	2.5	2	0	3	0	0	5	7.9
12.20.25	TEXAS SOUTHERN	*	19:16	0-4	.000	0-3	.000	4-4	1.000	1	5	6	2.8	1	0	0	3	1	4	7.6
12.28.25	STONEHILL	*	17:24	6-7	.857	0-1	.000	0-0	.000	1	1	2	2.8	1	1	1	0	2	12	7.9
1.2.26	AT ARKANSAS	*	20:21	2-5	.400	0-2	.000	0-0	.000	0	1	1	2.6	1	0	1	0	1	4	7.6
1.4.26	LSU	*	11:41	1-2	.500	0-1	.000	1-1	1.000	0	3	3	2.7	2	0	0	0	0	3	7.3
1.8.26	MISSOURI	*	26:17	6-10	.600	1-4	.250	2-2	1.000	4	1	5	2.8	1	1	0	0	3	15	7.8
1.11.26	AT TEXAS A&M	*	19:27	1-4	.250	1-2	.500	5-6	.833	3	2	5	2.9	3	2	0	0	0	8	7.8
1.15.26	AT MISSISSIPPI ST.	*	17:26	2-4	.500	1-2	.500	2-2	1.000	0	2	2	2.9	1	0	1	1	2	7	7.8
1.19.26	VS. MICHIGAN	*	24:13	2-6	.333	1-2	.500	0-0	.000	2	3	5	3.0	3	2	0	1	2	5	7.6
1.22.26	AUBURN	*	19:06	3-6	.500	1-2	.500	0-0	.000	0	5	5	3.1	1	2	2	0	1	7	7.6
1.25.26	AT SOUTH CAROLINA	*	26:25	5-7	.714	3-4	.750	0-0	.000	2	2	4	3.1	3	3	2	0	0	13	7.9
1.29.26	VS. OLE MISS																			
2.1.26	FLORIDA																			
2.5.26	AT KENTUCKY																			
2.9.26	OKLAHOMA																			
2.12.26	TEXAS																			
2.15.26	AT GEORGIA																			
2.22.26	KENTUCKY																			
2.26.26	ALABAMA																			
3.1.26	AT TENNESSEE																			
TOTAL		21	417:28	59-115	.513	16-41	.390	31-36	.861	25	41	66	3.1	33	23	20	9	9	165	7.9

CAREER STATS

*at Texas

YEAR	GP	GS	MIN	AVG	FG	FGA	PCT	3FG	3FGA	3PCT	FT	FTA	PCT	OFF	DEF	TOT	AVG	PF	FO	AST	TO	BLK	STL	PTS	AVG
2022-23	31	3	373	12.0	44	131	.336	3	17	.176	44	63	.698	36	33	69	2.2	52	2	18	29	4	15	135	4.4
2023-24	35	0	372	10.6	52	116	.448	3	10	.300	21	34	.618	22	36	58	1.7	41	0	23	33	9	11	128	3.7
2024-25	37	15	632	17.1	82	178	.461	1	18	.056	43	56	.768	48	60	108	2.9	57	0	34	54	21	27	208	5.6
2025-26	21	21	417	19.9	59	115	.513	16	41	.390	31	36	.861	25	41	66	3.1	33	0	23	20	9	19	165	7.9
VANDY	21	21	417	19.9	59	115	.513	16	41	.390	31	36	.861	25	41	66	3.1	33	0	23	20	9	19	165	7.9
CAREER	124	39	1795	14.5	237	540	.439	23	86	.267	139	189	.735	131	170	301	2.4	183	2	98	136	43	72	636	5.1



24 AGA MAKURAT

@a.makurat24

G • 6-3 • Jr. • Sierakowice, Poland. • Sopocka Akademia Tenisowa

SEASON HIGHS

Points • 21 • Alabama State (11/21/25)
FG Made • 8 • Alabama State (11/21/25)
FG Attempts • 15 • Alabama State (11/21/25)
3-Pt Made • 5 • Alabama State (11/21/25)
3-Pt Attempt • 11 • Alabama State (11/21/25)
FT Made • 2 • Texas Southern (12/20/25)
FT Attempt • 2 • Texas Southern (12/20/25)
Rebounds • 5 • 2x, Last: UAlbany (12/18/25)
Assists • 3 • Tennessee State (11/23/25)
Steals • 3 • at Western Kentucky (11/19/25)
Blocks • 1 • 4x, Last: Texas Southern (12/20/25)
Minutes • 22 • at Western Kentucky (11/19/25)

CAREER HIGHS

Points • 21 • Alabama State (11/21/25)
FG Made • 8 • Alabama State (11/21/25)
FG Attempts • 15 • Alabama State (11/21/25)
3-Pt Made • 5 • 2x, Last: Alabama State (11/21/25)
3-Pt Attempt • 11 • Alabama State (11/21/25)
FT Made • 3 • Western Kentucky (11/15/23)
FT Attempt • 4 • Western Kentucky (11/15/23)
Rebounds • 7 • at South Carolina (01/28/24)
Assists • 3 • 3x, Last: App. State (12/01/24)
Steals • 3 • 2x, Last: Tennessee State (11/23/25)
Blocks • 3 • Florida (01/07/24)
Minutes • 24 • at South Carolina (01/28/24)

- Scored career-high 21 points vs. Alabama State on Nov. 21
- Appeared in 66 games with three starts at Vandy
- Represented Poland in the FIBA U20 EuroBasket ('24), FIBA U18 Euro Champ. ('22) and FIBA U16 Euro Champ. ('20)
- First player from Poland in program history
- Participated in the NBA Academy team ('23) and led her team to an undefeated record
- Has two older sisters, Anna (UConn) and Ola (Utah), that played NCAA Division I women's basketball

	SUPERLATIVES	'25-26 CAREER	SUPERLATIVES	'25-26 CAREER
10+ POINTS	2	6	3+ ASSISTS	1 4
15+ POINTS	1	3	5+ STEALS	-- --
20+ POINTS	1	1	3+ STEALS	-- --
25+ POINTS	--	--	2+ BLOCKS	-- 5
30+ POINTS	--	--	DOUBLE-DOUBLES	-- --
40+ POINTS	--	--	LED VANDY IN PTS	-- 2
50+ POINTS	--	--	LED VANDY IN REB	-- 1
MADE 3+ 3-PT FG	1	5	LED VANDY IN AST	-- --
10+ REBS	--	--	LED VANDY IN STL	-- 1
5+ ASSISTS	--	--	LED VANDY IN BLK	1 8

GAME-BY-GAME

DATE	OPPONENT	GS	MIN	FGM/A	FG%	3FG/A	3P%	FTM/A	FG% OFF	DEF	TOT	AVG	PF	AST	T/O	BLK	STL	PTS	AVG	
11.3.25	CALIFORNIA		06:06	0-0	.000	0-0	.000	0-0	.000	1	0	1	1.0	1	0	1	0	0	0	0.0
11.10.25	FURMAN		17:30	1-3	.333	0-1	.000	0-0	.000	1	4	5	3.0	0	1	0	1	0	2	1.0
11.12.25	AT AUSTIN PEAY		06:54	0-0	.000	0-0	.000	0-0	.000	0	1	1	2.3	0	1	1	0	0	0	0.7
11.19.25	AT WESTERN KY.		22:10	3-9	.333	1-6	.167	0-0	.000	1	2	3	2.5	2	0	0	1	3	7	2.3
11.21.25	ALABAMA STATE		20:19	8-15	.533	5-11	.455	0-0	.000	0	0	0	2.0	3	0	0	0	1	21	6.0
11.23.25	TENNESSEE STATE		17:24	3-7	.429	1-3	.333	0-0	.000	2	1	3	2.2	1	3	0	1	0	7	6.2
11.27.25	VS. OREGON STATE		05:56	0-1	.000	0-1	.000	0-0	.000	0	0	0	1.9	0	1	0	0	0	0	5.3
11.29.25	VS. BYU		02:05	0-0	.000	0-0	.000	0-0	.000	0	0	0	1.6	0	0	0	0	0	0	4.6
12.3.25	VIRGINIA		01:11	0-0	.000	0-0	.000	0-0	.000	0	0	0	1.4	0	0	0	0	0	0	4.1
12.15.25	SOUTH FLORIDA		10:44	2-6	.333	2-4	.500	0-0	.000	2	1	3	1.6	1	2	0	0	1	6	4.3
12.18.25	UALBANY		10:35	1-2	.500	1-2	.500	0-0	.000	2	3	5	1.9	0	0	1	0	0	3	4.2
12.20.25	TEXAS SOUTHERN		19:30	4-9	.444	3-6	.500	2-2	1.000	1	3	4	2.1	1	2	1	1	1	13	4.9
12.28.25	STONEHILL		11:49	0-0	.000	0-0	.000	0-0	.000	0	1	1	2.0	2	1	1	0	0	0	4.5
1.1.26	AT ARKANSAS		05:10	0-0	.000	0-0	.000	0-0	.000	0	1	1	1.9	0	1	0	0	0	0	4.2
1.4.26	LSU																			
1.8.26	MISSOURI		04:52	0-1	.000	0-1	.000	0-0	.000	0	1	1	1.9	1	0	1	0	0	0	3.9
1.11.26	AT TEXAS A&M		07:19	1-2	.500	1-1	1.000	0-0	.000	0	1	1	1.8	1	0	1	0	0	3	3.9
1.15.26	AT MISSISSIPPI ST.																			
1.19.26	VS. MICHIGAN		00:01	0-0	.000	0-0	.000	0-0	.000	0	0	0	1.7	0	0	0	0	0	0	3.6
1.22.26	AUBURN		02:20	0-0	.000	0-0	.000	0-0	.000	0	0	0	1.6	0	1	1	0	0	0	3.4
1.25.26	AT SOUTH CAROLINA																			
1.29.26	VS. OLE MISS																			
2.1.26	FLORIDA																			
2.5.26	AT KENTUCKY																			
2.9.26	OKLAHOMA																			
2.12.26	TEXAS																			
2.15.26	AT GEORGIA																			
2.22.26	KENTUCKY																			
2.26.26	ALABAMA																			
3.1.26	AT TENNESSEE																			
TOTAL		0	171:55	23-55	.418	14-36	.389	2-2	1.000	10	19	29	1.6	13	13	8	4	6	62	3.4

CAREER STATS

YEAR	GP	GS	MIN	AVG	FG	FGA	PCT	3FG	3FGA	3PCT	FT	FTA	PCT	OFF	DEF	TOT	AVG	PF	FO	AST	TO	BLK	STL	PTS	AVG
2023-24	33	3	469	14.2	44	129	.341	29	90	.322	11	14	.786	12	37	49	1.5	29	0	19	32	13	10	128	3.9
2024-25	14	0	143	10.2	17	53	.321	12	42	.286	1	1	1.000	7	21	28	2.0	5	0	10	7	5	3	47	3.4
2025-26	19	0	177	9.3	25	57	.439	16	38	.421	2	2	1.000	10	19	29	1.5	13	0	13	8	4	6	68	3.6
CAREER	66	3	789	11.9	86	239	.360	57	170	.335	14	17	.824	29	77	106	1.6	47	0	42	47	22	19	243	3.7



30 TRINITY WILSON

@Trinityy.Wilsonn
@TrinityWilson_BTS
@TrinityWilson30

C • 6-3 • So. • Lakeville, Minn. • Lakeville North HS

SEASON HIGHS

Points • 2 • 2x, Last: Stonehill (12/28/25)
FG Made • 1 • Stonehill (12/28/25)
FG Attempts • 1 • Stonehill (12/28/25)
3-Pt Made • - - - -
3-Pt Attempt • - - - -
FT Made • 2 • Texas Southern (12/20/25)
FT Attempt • 2 • 2x, Last: Texas Southern (12/20/25)
Rebounds • 2 • Texas Southern (12/20/25)
Assists • 1 • Texas Southern (12/20/25)
Steals • 1 • Furman (11/10/25)
Blocks • - - - -
Minutes • 6 • Texas Southern (12/20/25)

CAREER HIGHS

Points • 6 • West Georgia (12/21/24)
FG Made • 3 • West Georgia (12/21/24)
FG Attempts • 5 • West Georgia (12/21/24)
3-Pt Made • - -
3-Pt Attempt • - -
FT Made • 2 • Texas Southern (12/20/25)
FT Attempt • 2 • 3x, Last: Texas Southern (12/20/25)
Rebounds • 5 • 2x, Last: Austin Peay (11/08/24)
Assists • 2 • at Missouri (03/02/25)
Steals • 1 • Furman (11/10/25)
Blocks • 1 • 2x, Last: West Georgia (12/21/24)
Minutes • 11 • Lipscomb (11/04/24)

- Played in five games, all off the bench
- Ranked the fifth-best player in Minnesota according to PrepGirlsHoops.com
- Fourth player from Minnesota in program history and first since 2016-17
- Mother Brenda Marquis played at UConn and was a member of the 1995 undefeated NCAA championship team
- Majoring in Human & Organizational Development

SUPERLATIVES	'25-26 CAREER	SUPERLATIVES	'25-26 CAREER
10+ POINTS	-- --	3+ ASSISTS	-- --
15+ POINTS	-- --	5+ STEALS	-- --
20+ POINTS	-- --	3+ STEALS	-- --
25+ POINTS	-- --	2+ BLOCKS	-- --
30+ POINTS	-- --	DOUBLE-DOUBLES	-- --
40+ POINTS	-- --	LED VANDY IN PTS	-- --
50+ POINTS	-- --	LED VANDY IN REB	-- --
MADE 3+ 3-PT FG	-- --	LED VANDY IN AST	-- --
10+ REBS	-- --	LED VANDY IN STL	-- --
5+ ASSISTS	-- --	LED VANDY IN BLK	-- --

GAME-BY-GAME

DATE	OPPONENT	GS	MIN	FGM/A	FG%	3FG/A	3P%	FTM/A	FG%	OFF	DEF	TOT	AVG	PF	AST	T/O	BLK	STL	PTS	AVG	
11.3.25	CALIFORNIA																				
11.10.25	FURMAN		02:56	0-0	.000	0-0	.000	1-2	.500	0	0	0	0.0	1	0	2	0	1	1	1.0	
11.12.25	AT AUSTIN PEAY																				
11.21.25	AT WESTERN KY.		00:45	0-0	.000	0-0	.000	0-0	.000	0	0	0	0.0	0	0	0	0	0	0	0.5	
11.21.25	ALABAMA STATE																				
11.23.25	TENNESSEE STATE																				
11.27.25	VS. OREGON STATE																				
11.29.25	VS. BYU																				
12.3.25	VIRGINIA																				
12.15.25	SOUTH FLORIDA																				
12.18.25	UALBANY																				
12.20.25	TEXAS SOUTHERN		06:04	0-0	.000	0-0	.000	2-2	1.000	0	2	2	0.7	0	1	2	0	0	2	1.0	
12.28.25	STONEHILL		03:31	1-1	1.000	0-0	.000	0-0	.000	1	0	1	0.8	0	0	1	0	0	2	1.3	
1.1.26	AT ARKANSAS																				
1.4.26	LSU																				
1.8.26	MISSOURI																				
1.11.26	AT TEXAS A&M		03:35	0-0	.000	0-0	.000	0-2	.000	0	0	0	0.6	1	0	1	0	1	0	1.0	
1.15.26	AT MISSISSIPPI ST.																				
1.19.26	VS. MICHIGAN																				
1.22.26	AUBURN																				
1.25.26	AT SOUTH CAROLINA																				
1.29.26	VS. OLE MISS																				
2.1.26	FLORIDA																				
2.5.26	AT KENTUCKY																				
2.9.26	OKLAHOMA																				
2.12.26	TEXAS																				
2.15.26	AT GEORGIA																				
2.22.26	KENTUCKY																				
2.26.26	ALABAMA																				
3.1.26	AT TENNESSEE																				
TOTAL			0	17:0	1-1	1.000	0-0	.000	3-6	.500	1	2	3	0.6	2	1	6	0	2	5	1.0

CAREER STATS

YEAR	GP	GS	MIN	AVG	FG	FGA	PCT	3FG	3FGA	3PCT	FT	FTA	PCT	OFF	DEF	TOT	AVG	PF	FO	AST	TO	BLK	STL	PTS	AVG
2024-25	12	0	55	4.6	8	21	.381	0	0	.000	1	3	.333	5	10	15	1.3	6	0	8	3	2	0	17	1.4
2025-26	5	0	17	3.4	1	1	1.000	0	0	.000	3	6	.500	1	2	3	0.6	2	0	1	6	0	2	5	1.0
CAREER	17	0	72	4.3	9	22	.40	0	0	.000	4	9	.444	6	12	18	1.1	8	0	9	9	2	2	22	1.3



32 AALYAH DEL ROSARIO

@Aalyah.Rosario_03
@Aalyah.DelRosario

C • 6-6 • Jr. • Santo Domingo, D. R. • LSU/The Webb School (Tenn.)

SEASON HIGHS

Points • 5 • Furman (11/10/25)
FG Made • 2 • 3x, Last: Tennessee State (11/23/25)
FG Attempts • 5 • Tennessee State (11/23/25)
3-Pt Made • - - - -
3-Pt Attempt • - - - -
FT Made • 2 • 2x, Last: Alabama State (11/21/25)
FT Attempt • 5 • Alabama State (11/21/25)
Rebounds • 5 • at Western Kentucky (11/21/25)
Assists • 2 • 3x, Last: Texas Southern (12/20/25)
Steals • 1 • 3x, Last: Tennessee State (11/23/25)
Blocks • 3 • at Western Ky. (11/19/25)
Minutes • 14 • Alabama State (11/21/25)

CAREER HIGHS

Points • 27 • McNeese State (12/12/23)
FG Made • 10 • McNeese State (12/12/23)
FG Attempts • 14 • McNeese State (12/12/23)
3-Pt Made • - -
3-Pt Attempts • - -
FT Made • 7 • McNeese State (12/12/23)
FT Attempt • 14 • McNeese State (12/12/23)
Rebounds • 10 • 2x, Last: Coppin St. (12/20/23)
Assists • 2 • 4x, Last: Texas Southern (12/20/25)
Steals • 2 • 3x, Last: vs. Rice (03/22/24)
Blocks • 4 • Northwestern State (12/17/23)
Minutes • 23 • Texas Southern (11/20/23)

- Transferred to Vanderbilt after two seasons at LSU where she played in 65 games with one start
- Appeared in six NCAA Tournament games and has played in the Elite 8 in each of the last two seasons with the Tigers
- All-SEC Freshman Team (2023-24)
- Five-star recruit and ranked No. 7 in the Class of 2023 and the No. 2 post player by HoopGurlz/espnW
- Won Gold with Team USA at the FIBA U18 World Cup in Argentina ('22)
- Played at The Webb School in Bell Buckle, Tennessee, winning back-to-back state championships as a junior and senior

SUPERLATIVES	'25-26 CAREER	SUPERLATIVES	'25-26 CAREER
10+ POINTS	-- 4	3+ ASSISTS	-- --
15+ POINTS	-- 1	5+ STEALS	-- --
20+ POINTS	-- 1	3+ STEALS	-- --
25+ POINTS	-- 1	2+ BLOCKS	3 10
30+ POINTS	-- --	DOUBLE-DOUBLES	-- 1
40+ POINTS	-- --	LED VANDY IN PTS	-- --
50+ POINTS	-- --	LED VANDY IN REB	-- --
MADE 3+ 3-PT FG	-- --	LED VANDY IN AST	-- --
10+ REBS	-- 2	LED VANDY IN STL	-- --
5+ ASSISTS	-- --	LED VANDY IN BLK	3 3

GAME-BY-GAME

DATE	OPPONENT	GS	MIN	FGM/A	FG%	3FG/A	3P%	FTM/A	FG%	OFF	DEF	TOT	AVG	PF	AST	T/O	BLK	STL	PTS	AVG
11.3.25	CALIFORNIA		05:30	0-0	.000	0-0	.000	2-2	1.000	2	0	2	2.0	2	0	0	0	0	2	2.0
11.10.25	FURMAN		08:21	2-2	1.000	0-0	.000	1-2	.500	0	0	0	1.0	1	2	1	0	1	5	3.5
11.12.25	AT AUSTIN PEAY		03:00	0-0	.000	0-0	.000	0-2	.000	0	2	2	1.3	1	1	1	1	0	0	2.3
11.19.25	AT WESTERN KY.		08:28	2-2	1.000	0-0	.000	1-2	.500	2	3	5	2.3	2	0	1	3	1	5	3.0
11.21.25	ALABAMA STATE		13:38	1-3	.333	0-0	.000	2-5	.400	0	4	4	2.6	1	0	0	2	0	4	3.2
11.23.25	TENNESSEE STATE		11:22	2-5	.400	0-0	.000	0-0	.000	1	0	1	2.3	0	2	0	2	1	4	3.3
11.27.25	VS. OREGON STATE		03:59	0-0	.000	0-0	.000	0-0	.000	0	0	0	2.0	0	0	0	0	0	0	2.9
11.29.25	VS. BYU																			
12.3.25	VIRGINIA																			
12.15.25	SOUTH FLORIDA		02:14	0-0	.000	0-0	.000	0-0	.000	0	0	0	1.8	0	1	0	0	0	0	2.5
12.18.25	UALBANY		04:56	0-0	.000	0-0	.000	0-0	.000	0	0	0	1.6	0	0	0	1	0	0	2.2
12.20.25	TEXAS SOUTHERN		08:32	1-3	.333	0-0	.000	1-1	1.000	2	1	3	1.7	2	2	2	1	0	3	2.3
12.28.25	STONEHILL		09:05	1-3	.333	0-0	.000	0-0	.000	1	0	1	1.6	1	3	2	1	0	2	2.3
1.1.26	AT ARKANSAS																			
1.4.26	LSU																			
1.8.26	MISSOURI		02:53	1-1	1.000	0-0	.000	0-0	.000	0	1	1	1.6	0	0	2	0	0	2	2.3
1.11.26	AT TEXAS A&M																			
1.15.26	AT MISSISSIPPI ST.																			
1.19.26	VS. MICHIGAN																			
1.22.26	AUBURN		02:20	0-0	.000	0-0	.000	0-0	.000	0	1	1	1.5	0	0	1	0	0	0	2.1
1.25.26	AT SOUTH CAROLINA																			
1.29.26	VS. OLE MISS																			
2.1.26	FLORIDA																			
2.5.26	AT KENTUCKY																			
2.9.26	OKLAHOMA																			
2.12.26	TEXAS																			
2.15.26	AT GEORGIA																			
2.22.26	KENTUCKY																			
2.26.26	ALABAMA																			
3.1.26	AT TENNESSEE																			
TOTAL		0	84:18	10-19	.526	0-0	.000	7-14	.500	8	12	20	1.5	10	11	10	11	3	27	2.1

CAREER STATS

*at LSU

YEAR	GP	GS	MIN	AVG	FG	FGA	PCT	3FG	3FGA	3PCT	FT	FTA	PCT	OFF	DEF	TOT	AVG	PF	FO	AST	TO	BLK	STL	PTS	AVG
2023-24*	37	1	416	11.2	60	111	.541	0	0	.000	53	93	.570	47	82	129	3.5	63	0	8	30	30	15	173	4.7
2024-25*	28	0	175	6.3	20	48	.417	0	0	.000	16	33	.485	25	32	57	2.0	39	1	2	12	8	3	56	2.0
2025-26	13	0	84	6.5	10	19	.526	0	0	.000	7	14	.500	8	12	20	1.5	10	0	11	10	11	3	27	2.1
VANDY	13	0	84	6.5	10	19	.526	0	0	.000	7	14	.500	8	12	20	1.5	10	0	11	10	11	3	27	2.1
CAREER	78	1	676	8.7	90	178	.506	0	0	.000	76	140	.543	80	126	206	2.6	112	1	21	52	49	21	256	3.3



35 SACHA WASHINGTON

@Sacha_Washington
@Sacha_Washington
@SachaW33

F • 6-2 • Gr. • Lawrenceville, Ga. • Collins Hill HS

SEASON HIGHS

Points • 18 • Auburn (01/22/26)
FG Made • 8 • Auburn (01/22/26)
FG Attempts • 12 • vs. California (11/3/25)
3-Pt Made • - - - -
3-Pt Attempt • - - - -
FT Made • 6 • South Florida (12/15/25)
FT Attempt • 8 • at Arkansas (01/01/26)
Rebounds • 16 • Missouri (01/08/26)
Assists • 6 • vs. BYU (11/29/25)
Steals • 4 • vs. California (11/3/25)
Blocks • 3 • at Arkansas (01/01/26)
Minutes • 32 • vs. BYU (11/29/25)

CAREER HIGHS

Points • 33 • Louisiana Tech (12/03/23)
FG Made • 15 • Louisiana Tech (12/03/23)
FG Attempts • 20 • Louisiana Tech (12/03/23)
3-Pt Made • - -
3-Pt Attempt • 1 • Lipscomb (12/18/22)
FT Made • 10 • Fairfield (11/12/23)
FT Attempt • 16 • Fairfield (11/12/23)
Rebounds • 17 • Fairfield (11/12/23)
Assists • 7 • Fairfield (11/12/23)
Steals • 8 • Louisiana Tech (12/03/23)
Blocks • 6 • Dayton (12/20/23)
Minutes • 40 • Florida (03/07/24)

- Returns to action after missing the 2024-25 season due to a medical condition
- Fifth all-time at Vanderbilt in rebounds with 884
- 10th all-time at career blocks at Vandy (125)
- 27th on the program's all-time scoring list with 1,212 points
- Her 884 career rebounds are most among active SEC players
- Only active SEC player to amass over 1,000 pts, 800 reb, and 100 blk
- One of seven active SEC players to score 1,000 career points
- Appeared in 120 games with 93 starts over her five seasons at Vanderbilt
- Leads Vanderbilt with 93 career starts and 26 career double-doubles
- All-SEC freshman team ('22)
- Graduate from Vanderbilt in May 2025 with a Bachelor's Degree in Medicine, Health & Society

SUPERLATIVES	'25-26 CAREER	SUPERLATIVES	'25-26 CAREER
10+ POINTS	11	3+ ASSISTS	4
15+ POINTS	3	5+ STEALS	--
20+ POINTS	--	3+ STEALS	2
25+ POINTS	--	2+ BLOCKS	4
30+ POINTS	--	DOUBLE-DOUBLES	5
40+ POINTS	--	LED VANDY IN PTS	--
50+ POINTS	--	LED VANDY IN REB	12
MADE 3+ 3-PT FG	--	LED VANDY IN AST	2
10+ REBS	6	LED VANDY IN STL	3
5+ ASSISTS	1	LED VANDY IN BLK	7

GAME-BY-GAME

DATE	OPPONENT	GS	MIN	FGM/A	FG%	3FG/A	3P%	FTM/A	FG%	OFF	DEF	TOT	AVG	PF	AST	T/O	BLK	STL	PTS	AVG	
11.3.25	CALIFORNIA	*	27:11	5-12	.417	0-0	.000	0-0	.000	5	3	8	8.0	3	2	2	0	4	10	10.0	
11.10.25	FURMAN	*	16:30	3-6	.500	0-0	.000	2-2	1.000	1	3	4	6.0	1	0	1	0	1	8	9.0	
11.12.25	AT AUSTIN PEAY	*	28:50	4-5	.800	0-0	.000	2-4	.500	3	7	10	7.3	4	0	4	2	3	10	9.3	
11.19.25	AT WESTERN KY.	*	22:57	6-9	.667	0-0	.000	1-2	.500	6	1	7	7.3	2	2	1	1	2	13	10.3	
11.21.25	ALABAMA STATE	*	16:11	5-11	.455	0-0	.000	1-1	1.000	4	3	7	7.2	2	0	2	2	1	11	10.4	
11.23.25	TENNESSEE STATE	*	19:06	6-9	.667	0-0	.000	1-3	.333	5	5	10	7.7	0	3	1	2	0	13	10.8	
11.27.25	VS. OREGON STATE	*	14:37	2-6	.333	0-0	.000	0-1	.000	5	1	6	7.4	1	0	0	0	0	4	9.9	
11.29.25	VS. BYU	*	31:52	2-7	.286	0-0	.000	3-4	.750	8	4	12	8.0	2	6	1	1	1	7	9.5	
12.3.25	VIRGINIA	*	22:01	5-7	.714	0-0	.000	3-4	.750	1	6	7	7.9	3	0	2	0	2	13	9.9	
12.15.25	SOUTH FLORIDA	*	23:35	5-9	.556	0-0	.000	6-6	1.000	3	3	6	7.7	0	2	2	1	0	16	10.5	
12.18.25	UALBANY	*	15:06	1-1	1.000	0-0	.000	1-2	.500	1	3	4	7.4	2	0	0	1	2	3	9.8	
12.20.25	TEXAS SOUTHERN	*	08:29	1-2	.500	0-0	.000	0-0	.000	2	2	4	7.1	2	2	2	0	0	2	9.2	
12.28.25	STONEHILL	*	14:54	5-7	.714	0-0	.000	4-4	1.000	2	3	5	6.9	1	1	1	0	3	14	9.5	
1.1.26	AT ARKANSAS	*	24:15	5-8	.625	0-0	.000	3-8	.375	10	3	13	7.4	2	1	1	3	1	13	9.8	
1.4.26	LSU	*	30:40	2-5	.400	0-0	.000	0-0	.000	4	3	7	7.3	3	2	0	3	3	4	9.4	
1.8.26	MISSOURI	*	26:33	7-9	.778	0-0	.000	1-3	.333	8	8	16	7.9	1	2	1	0	0	15	9.8	
1.11.26	AT TEXAS A&M	*	18:00	2-4	.500	0-0	.000	3-4	.750	3	5	8	7.9	3	1	1	0	0	7	9.6	
1.15.26	AT MISSISSIPPI ST.	*	31:04	4-4	1.000	0-0	.000	1-2	.500	4	3	7	7.8	1	1	3	1	1	9	9.6	
1.19.26	VS. MICHIGAN	*	23:27	3-5	.600	0-0	.000	3-3	1.000	2	4	6	7.7	1	4	2	0	2	9	9.5	
1.22.26	AUBURN	*	27:27	8-11	.727	0-0	.000	2-2	1.000	4	8	12	8.0	2	2	1	0	0	18	10.0	
1.25.26	AT SOUTH CAROLINA	*	21:26	2-5	.400	0-0	.000	1-2	.500	3	2	5	7.8	3	0	2	0	0	5	9.7	
1.29.26	AT OLE MISS																				
2.1.26	FLORIDA																				
2.5.26	AT KENTUCKY																				
2.9.26	OKLAHOMA																				
2.12.26	TEXAS																				
2.15.26	AT GEORGIA																				
2.22.26	KENTUCKY																				
2.26.26	ALABAMA																				
3.1.26	AT TENNESSEE																				
TOTAL			20	442:46	81-137	.591	0-0	.000	37-55	.673	81	78	159	8.0	36	31	28	17	26	199	10.0

CAREER STATS

YEAR	GP	GS	MIN	AVG	FG	FGA	PCT	3FG	3FGA	3PCT	FT	FTA	PCT	OFF	DEF	TOT	AVG	PF	FO	AST	TO	BLK	STL	PTS	AVG	
2021-22	35	8	708	20.2	104	224	.464	0	0	.000	58	85	.682	113	117	230	6.6	87	2	26	57	19	26	266	7.6	
2022-23	31	31	798	25.7	136	294	.463	0	1	.000	72	114	.632	91	137	228	7.4	87	5	35	67	45	25	344	11.1	
2023-24	33	33	959	29.1	163	310	.526	0	0	.000	72	117	.615	118	144	262	7.9	91	4	44	90	44	52	398	12.1	
2024-25																										
REDSHIRT SEASON DUE TO INJURY																										
2025-26	21	21	464	22.1	83	142	.585	0	0	.000	38	57	.667	84	80	164	7.8	39	0	31	30	17	26	204	9.7	
CAREER	120	93	2929	24.4	486	970	.501	0	1	.000	240	373	.643	406	478	884	7.4	304	11	136	244	125	129	1212	10.1	



GAME RECAPS

GAME 3 #19/19 Vanderbilt at Austin Peay

Scoreboard for Game 3: Vanderbilt 75, Austin Peay 65. Stats for 1st, 2nd, 3rd, 4th quarters and Total.

DATE Nov. 12, 2025 SITE F&M Bank Arena (Clarksville, Tenn.)

TIPOFF 6 p.m. END 8:02 p.m. ELAPSED 2:08 ATTENDANCE 1,178

DOES ESCAPE CLARKSVILLE

CLARKSVILLE, Tenn. - The No. 19-ranked Vanderbilt women's basketball team fought off a pesky Austin Peay squad on Wednesday night at F&M Bank Arena, as the Commodores picked up a 75-65 victory on the road.

Though the Commodores never trailed in the game, they still had to fend off a feisty Austin Peay team that forced Vanderbilt into 20 turnovers on the night. The Does had four players score double figures, while Vanderbilt held a 40-28 edge in rebounding to overcome its miscues. The Commodores pulled down 15 offensive boards on Wednesday, which led to 14 second-chance points. Vanderbilt shot 47.3 percent against Austin Peay, while limiting the Gavs to 39.3 percent from the floor.

Sophomore Mikayla Blakes recorded her second 20-point performance of the season, as the guard registered a game-high 26 points in the victory. Her offensive performance against the Governors extends her double-digit scoring streak to 22 games, while she records 25-plus points in a game for the 12th time at Vanderbilt.

Freshman Aubrey Galvan tallied double-digit points in back-to-back games for the first time in her collegiate career, as the Deerfield, Illinois, native scored 18 points and dished out three assists.

Graduate Sacha Washington recorded her first double-double of the 2025-26 campaign with a 10-point, 10-rebound effort against the Gavs. It is the 23rd career double-double for Washington, while it is her first since March 20, 2024, after missing last season due to a medical condition.

Junior Aiyana Mitchell tallied double-digits off the bench for the third consecutive game, as the 6-4 forward collected 10 points and pulled down nine rebounds.

BOX SCORE

Box score for Game 3: Vanderbilt vs. Austin Peay. Includes player stats for FG, 3P, FT, Rebounds, Fouls, TP, AS, TO, ST, Blocks, and Shooting By Period.

GAME 4 #17/17 Vanderbilt at Western Ky.

Scoreboard for Game 4: Vanderbilt 87, Western Kentucky 49. Stats for 1st, 2nd, 3rd, 4th quarters and Total.

DATE Nov. 19, 2025 SITE E.A. Diddle Arena (Bowling Green, Ky.)

TIPOFF 6:30 p.m. END 8:24 p.m. ELAPSED 1:56 ATTENDANCE 1,536

DOES HANDLE WESTERN KENTUCKY

BOWLING GREEN, Ky. - Sophomore Mikayla Blakes scored a season-high 28 points on Wednesday night at Western Kentucky, as the No. 17-ranked Vanderbilt women's basketball team cruised to an 87-49 victory over the Lady Toppers inside E.A. Diddle Arena.

The All-American was efficient in her third 25-plus point scoring performance of the season. Blakes shot 62.5 percent, going 10-of-16 from the floor, while hitting a season-best five 3-pointers. The 5-8 guard flirted with her first collegiate double-double, as Blakes matched her career-high effort on the glass with nine rebounds. The guard also collected a season-best six steals, five of which came during the first two quarters of play.

With the victory, Vanderbilt improves to 4-0 on the year. It also marks the first time in program history that the Does have begun four-straight seasons going undefeated through their first four contests.

Blakes was one of four Does to score double figures on Wednesday. Graduate Sacha Washington tallied 15 points and pulled down six rebounds, while senior Justine Picot registered 12 points with the help of four 3-point field goals. Graduate Ndjakalanga Mwenentanda rounded out the group with an 11-point effort, while she led the team with two blocks.

The Commodores opened the game on a 14-3 run and never looked back. The only time Vandy trailed in the contest game came before the contest, as the Does were given an administrative technical foul that gave Western Kentucky a 1-0 advantage before the opening tip. Vanderbilt's lead was cut to nine points in the early stages of the second quarter, but a 17-4 spurt gave the Commodores a 22-point advantage. They would maintain a 20-plus point lead for the remainder of the contest.

Vanderbilt shot 49.3 percent from the floor and held Western Kentucky to 32.7 percent. The Does had a 43-27 edge in rebounds, which led to a 24-9 edge in second-chance points. Vandy also forced WKU into 24 turnovers, which led to a 24-9 edge in points off turnovers for the Commodores.

The victory at Austin Peay on Wednesday, coupled with last week's win at Vanderbilt, marks the first time since the 2013-14 season that the Commodores have picked up back-to-back true nonconference road wins.

BOX SCORE

Box score for Game 4: Vanderbilt vs. Western Kentucky. Includes player stats for FG, 3P, FT, Rebounds, Fouls, TP, AS, TO, ST, Blocks, and Shooting By Period.

GAME 5 #17/17 Vanderbilt vs. Alabama St.

Scoreboard for Game 5: Vanderbilt 92, Alabama State 38. Stats for 1st, 2nd, 3rd, 4th quarters and Total.

DATE Nov. 21, 2025 SITE Memorial Gymnasium (Nashville, Tenn.)

TIPOFF 11 a.m. END 1:03 p.m. ELAPSED 2:03 ATTENDANCE 3,733

DOES SWAT LADY HORNETS

NASHVILLE, Tenn. - The No. 17-ranked Vanderbilt women's basketball team pushed its season-opening winning streak to five games, as the Commodores collected a 92-38 victory over Alabama State on Friday afternoon.

The Commodores used a balanced offensive attack to outpace the Lady Hornets, as 10 of the 11 Vandy players who played scored in Friday's victory. Vandy led from beginning to end in the victory. The Does led by as many as 58 points before securing the 54-point win.

Vanderbilt improves to 5-0 overall on the year, as the Commodores have now opened five-straight seasons at 5-0 for the first time in program history.

Junior Aga Makurat registered a career-high 21 points on Friday, as the guard recorded her first 20-point performance as a Commodore. Makurat shot 53.3 percent from the field, going 8-of-15, while she drilled five 3-point field goals to match her career-best performance from behind the arc.

Makurat was one of five Commodores to score double figures in the win over Alabama State. Sophomore Mikayla Blakes registered 19 points to extend her double-digit scoring streak to a career high 24 games. Graduate Sacha Washington and freshman Ava Black tallied 11 points each, as Black set a new career high in points. Junior Aiyana Mitchell rounded out the group with a 10-point effort.

The Commodores scored a season high 50 points off the bench, led by Makurat's 21 points. It is the first time since a 106-55 win at Tennessee State on Nov. 25, 2019, that Vandy has scored 50-plus points off the bench. Vanderbilt also forced ASU into 25 turnovers, which led to a 38-4 edge in points off turnovers.

BOX SCORE

Box score for Game 5: Vanderbilt vs. Alabama State. Includes player stats for FG, 3P, FT, Rebounds, Fouls, TP, AS, TO, ST, Blocks, and Shooting By Period.

INDIVIDUAL LEADERS

Individual leaders for Game 3: Points (M. Blakes - 26 pts), Rebounds (S. Washington - 10 reb), Assists (J. Pissett - 4 ast), Steals (S. Washington - 3 stl), Blocks (M. Blakes - 2 blk).

Game summary for Game 3: Biggest lead 18 (3rd Qtr), Best Scoring Run 10 (1st Qtr), Lead Changes 0, Times Tied 5, Time with Lead 37:54.

INDIVIDUAL LEADERS

Individual leaders for Game 4: Points (M. Blakes - 30 pts), Rebounds (S. Washington - 13 reb), Assists (A. Galvan - 8 ast), Steals (S. Washington - 3 stl), Blocks (M. Blakes - 2 blk).

Game summary for Game 4: Biggest lead 37 (4th Qtr), Best Scoring Run 10 (1st Qtr), Lead Changes 2, Times Tied 0, Time with Lead 38:03.

INDIVIDUAL LEADERS

Individual leaders for Game 5: Points (A. Makurat - 21 pts), Rebounds (S. Washington - 7 reb), Assists (A. Galvan - 8 ast), Steals (M. Blakes - 4 stl), Blocks (Del Rosario/Mitchell - 2 blk).

Game summary for Game 5: Biggest lead 58 (1st Qtr), Best Scoring Run 11 (1st Qtr), Lead Changes 0, Times Tied 0, Time with Lead 00:00.

Individual leaders for Game 4: Points (M. Blakes - 30 pts), Rebounds (S. Washington - 13 reb), Assists (A. Galvan - 8 ast), Steals (M. Blakes - 4 stl), Blocks (A. Makurat - 3 blk).

INDIVIDUAL LEADERS

Individual leaders for Game 5: Points (A. Makurat - 21 pts), Rebounds (S. Washington - 7 reb), Assists (A. Galvan - 8 ast), Steals (M. Blakes - 4 stl), Blocks (Del Rosario/Mitchell - 2 blk).

Game summary for Game 5: Biggest lead 58 (1st Qtr), Best Scoring Run 11 (1st Qtr), Lead Changes 0, Times Tied 0, Time with Lead 00:00.

GAME RECAPS

GAME 9 #13/14 Vanderbilt vs. Virginia

Scoreboard for Game 9 showing Vanderbilt vs. Virginia with final score 81-68.

DATE Dec. 3, 2025 SITE Memorial Gymnasium (Nashville, Tenn.)

TIPOFF 4 p.m. END 5:50 p.m. ELAPSED 1:50 ATTENDANCE 2,661

ANOTHER HISTORIC NIGHT FOR BLAKES

NASHVILLE, Tenn. – Sophomore Mikayla Blakes once again made history at Memorial Gymnasium on Wednesday, as she became the fastest Vanderbilt women's basketball player to score 1,000 career points to lead the No. 15/14-ranked Commodores past Virginia, 81-68, in the ACC/SEC Challenge.

Blakes needed 28 points to record her 1,000th career point, rose to the challenge in front of the home fans and hit the target right on the mark, registering exactly 28 points in the victory over Virginia. Blakes reaches the 1,000-point plateau in 42 career games, as she becomes the 43rd Vanderbilt player to enter the school's 1,000-point club.

The All-American is the ninth NCAA women's basketball player to score 1,000 career points in 42 games or fewer since the 1981-82 season. Overall, Blakes is the 13th women's college basketball player to reach the 1,000-point plateau in 42 games or less.

No. 15/14-ranked Vanderbilt used a 12-0 run that was sandwiched between halftime to turn a two-point deficit into a double-digit advantage in the early stages of the third quarter. Vanderbilt outscored Virginia 29-11 in the third stanza, as the Commodores held a 22-point lead going into the final frame. The Doers led by as many as 28 points in the fourth before securing the 13-point victory in the ACC/SEC Challenge.

Blakes was one of three Commodores to score double-digit points in the ACC/SEC Challenge win. She was joined by graduate Ndjakaleng Mwenetanda, who scored 16 points to match her Vanderbilt career high in scoring, and graduate Sacha Washington, who registered 13 points. Blakes, Mwenetanda and Washington each pulled down a team-best seven rebounds.

Vanderbilt shot 45.8 percent from the floor and made eight 3-point field goals. The Doers shot 90.5 percent from the free throw line, going 19-of-21 from the charity stripe. Vandy forced Virginia into 18 turnovers, which the Commodores turned into 28 points.

BOX SCORE

Box score for Game 9: Vanderbilt vs. Virginia. Includes player stats for FG, 3P, FT, Rebounds, Fouls, TP, AS, TO, ST, Blocks, and Shooting By Period.

INDIVIDUAL LEADERS

Individual leaders for Game 9: Points (M. Blakes - 28), Rebounds (M. Blakes - 8), Assists (M. Blakes - 4), Steals (M. Blakes - 4), Blocks (A. Mitchell - 3).

GAME 10 #13/14 Vanderbilt vs. South Florida

Scoreboard for Game 10 showing Vanderbilt vs. South Florida with final score 87-58.

DATE Dec. 15, 2025 SITE Memorial Gymnasium (Nashville, Tenn.)

TIPOFF 6:30 p.m. END 8:10 p.m. ELAPSED 1:40 ATTENDANCE 2,188

DOERS RUN PAST BULLS

NASHVILLE, Tenn. – The No. 13/14-ranked Vanderbilt women's basketball team remained perfect through 10 games to open the 2025-26 season, as the Commodores posted an 87-58 victory over South Florida on Monday night at Memorial Gymnasium.

The Doers improve to 10-0 for the first time since the 2011-12 campaign. It is the sixth time in program history that Vandy has begun a season with 10 or more consecutive wins. Vanderbilt also collected its 25th-straight home win over a nonconference opponent, a streak that dates back to the 2022-23 season.

It was a total team effort in the win over South Florida, as No. 13 Vanderbilt had all five starters register double-digit points. In total, nine of the 11 Doers that played against the Bulls scored. It is also the second time this season that Vandy has had all five starters record 10-plus points in a game.

Sophomore Mikayla Blakes paced Vanderbilt's quintet of double-figure scorers. The All-American had 19 points to extend her double-digit scoring streak to 29 games, which is currently the fifth-longest scoring streak in the nation.

Graduate Sacha Washington scored a season-high 16 points. The 6-2 forward was one of three Vanderbilt players to pull down a team-high six rebounds against USF, as Blakes and senior Justine Pissott matched Washington's efforts on the glass.

Pissott and freshman Aubrey Galvan each recorded double-digit points for the fourth time in the last five games. Pissott scored 13 points and drilled three 3-point field goals, while Galvan had an 11-point effort against the Bull. The first-year-point guard also dished out a team-high eight assists. Graduate Ndjakaleng Mwenetanda rounded out the Vandy's group of double-digit scorers with a 10-point effort.

Doers trailed the Bulls 7-2 to open the game, but ended the first quarter on a 9-0 run to take an 11-7 lead into the second quarter. The Commodores used a 13-0 spurt midway through the second stanza to take a double-digit lead they would never relinquish. Vandy led by as many as 30 points in the fourth quarter before settling for the 29-point win.

The Commodores shot 42.3 percent from the field, while equaling their season-high in made 3-pointers with 12 against South Florida. Vanderbilt also went a perfect 15-of-15 from the free throw line. Vandy forced USF into 20 turnovers, which led the Doers to a 28-8 edge in points off turnovers.

BOX SCORE

Box score for Game 10: Vanderbilt vs. South Florida. Includes player stats for FG, 3P, FT, Rebounds, Fouls, TP, AS, TO, ST, Blocks, and Shooting By Period.

INDIVIDUAL LEADERS

Individual leaders for Game 10: Points (S. Washington - 16), Rebounds (S. Washington - 6), Assists (S. Washington - 6), Steals (S. Washington - 1), Blocks (S. Washington - 1).

GAME 11 #13/11 Vanderbilt vs. UAlbany

Scoreboard for Game 11 showing Vanderbilt vs. UAlbany with final score 64-35.

DATE Dec. 18, 2025 SITE Memorial Gymnasium (Nashville, Tenn.)

TIPOFF 6:30 p.m. END 8:23 p.m. ELAPSED 1:53 ATTENDANCE 2,221

DOERS BOARD GREAT DANES

NASHVILLE, Tenn. – The No. 13/11-ranked Vanderbilt women's basketball team outlasted UAlbany in a defensive battle on Thursday night at Memorial Gymnasium, as the Commodores posted a 64-35 victory over the Great Danes to move to 11-0 for the first time in 30 years.

The Doers put on a stellar defensive effort in the victory over UAlbany. Vanderbilt held the Great Danes to a 22.9 percent success rate from the floor. The Doers allowed UAlbany to just 11 made field goals on the night, while forcing the Great Danes into 21 turnovers. The Commodores scored 25 points off turnovers in the 28-point nonconference win.

The 35 points allowed by the Doers tonight mark the lowest point total that Vanderbilt has held a team to since an 86-29 victory over UT Martin on Dec. 21, 2008.

With the victory, the Commodores have now opened the 2025-26 season a perfect 11-0. It marks the first time since the 1995-96 campaign that Vanderbilt has opened a season with 11-straight wins. It is just the fourth time in program history that the Doers have opened a campaign with 11 consecutive victories, as the previous occurrences took place during the 1991-92, 1992-93 and 1995-96 seasons.

Vandy was paced by a trio of double-digit scorers in the win over the Great Danes, led by sophomore Mikayla Blakes' 17-point performance. It extends the All-American's double-figure scoring streak to 30 games, while she has now recorded double-digit points in 42 of her career 43 games played at Vanderbilt.

Freshman Aubrey Galvan registered 15 points, while junior Ayiana Mitchell tallied a career-high 14 points. Both Galvan and Mitchell pulled down a team-high six rebounds in the victory over the Great Danes.

Vanderbilt shot 45.5 percent against UAlbany and held a 25-6 edge in points off turnovers. The Commodores outscored the Great Danes 30-4 in points in the paint and 21-3 in bench points. Vandy held one of the best 3-point shooting programs over the last few seasons to just 19 percent from behind the arc.

BOX SCORE

Box score for Game 11: Vanderbilt vs. UAlbany. Includes player stats for FG, 3P, FT, Rebounds, Fouls, TP, AS, TO, ST, Blocks, and Shooting By Period.

INDIVIDUAL LEADERS

Individual leaders for Game 11: Points (M. Blakes - 17), Rebounds (A. Galvan - 6), Assists (A. Galvan - 6), Steals (A. Galvan - 1), Blocks (M. Blakes - 1).



GAME RECAPS

GAME 12 #13/11 Vanderbilt vs. TX Southern

Scoreboard for Game 12: Vanderbilt 96, Texas Southern 46. Stats include 1st, 2nd, 3rd, 4th quarters and total score.

DATE Dec. 20, 2025 SITE Memorial Gymnasium (Nashville, Tenn.)

TIPOFF Noon END 1:57 p.m. ELAPSED 1:57 ATTENDANCE 2,511

DORES SET 3-POINT RECORD IN ROUT

NASHVILLE, Tenn. – Senior Justine Pissott led Vanderbilt to a 96-46 victory over Texas Southern in a three-point barrage on Saturday at Memorial Gymnasium, as the No. 13/11 Commodores drilled a program record 18 threes en route to a 12-0 start for just the third time in program history.

In total, Vanderbilt shot 47.8 percent from the floor, including 43.9 percent from deep, while limiting Texas Southern to a season-low 26.3 shooting percentage. The Dores have now won 27-straight nonconference home games dating back to the 2022-23 campaign. They are 40-3 at Memorial Gym against non-SEC teams under head coach Shea Ralph. Vanderbilt moves to 2-0 all-time versus Texas Southern, with both wins coming by 50 points or more.

Pissott posted a career day for the black and gold, finish with career-best in points with 25 and threes made with seven. She joins sophomore Mikayla Blakes and junior Aga Makurat as the only Commodores to score 20 or more this season. Pissott went 7-for-10 from behind the arc, marking the first time this season she has shot 70-percent from deep on a minimum of five attempts.

Blakes dropped 23 points in her 10th game with 20 or more in the scoring column. The performance extends her double-digit scoring streak to 31. Entering Saturday, it was the fourth-longest active stretch in NCAA Division I and the longest in the SEC. She has produced eight games with at least 20 points this season and is up to 29 such games throughout her career.

Pissott and Blakes are the first Commodore duo to each score 20 or more in the same game since Vandy's 84-76 win over Tennessee in the second round of the 2025 SEC Tournament. All 12 players that entered the contest scored for the Dores.

The Commodores posted their seventh game with 40 or more rebounds, led by junior Aiyana Mitchell's 10 boards, tying her career high. She also matched her career-best in steals with three, as Vanderbilt snatched 13 total while forcing 23 turnovers. It is the ninth game this season the team has generated double-digit steals.

BOX SCORE

Box score for Game 12: Vanderbilt vs. Texas Southern. Includes player stats for FG, 3P, FT, Rebounds, Fouls, TP, AS, TO, ST, Blocks, and Shooting By Period.

Box score for Game 12: Vanderbilt vs. Texas Southern. Includes team stats for Points from Turnovers, Paint, Second Chances, Fast Breaks, Time with Lead, and Bench.

INDIVIDUAL LEADERS

Individual Leaders for Game 12: Points (Pissott 25, Logwood 11), Rebounds (Mitchell 10), Assists (Galvan 11), Steals (Galvan 3), Blocks (None).

GAME 13 #12/11 Vanderbilt vs. Stonehill

Scoreboard for Game 13: Vanderbilt 109, Stonehill 50. Stats include 1st, 2nd, 3rd, 4th quarters and total score.

DATE Dec. 28, 2025 SITE Memorial Gymnasium (Nashville, Tenn.)

TIPOFF 2 p.m. END 3:43 p.m. ELAPSED 1:43 ATTENDANCE 2,487

DORES SOAR PAST SKYHAWKS

NASHVILLE, Tenn. – The No. 12/11-ranked Vanderbilt women's basketball team turned up the pressure on Stonehill in a 109-50 victory on Sunday afternoon at Memorial Gymnasium.

The Commodores forced a season-high 35 turnovers in the 59-point win over the Skyhawks. Vanderbilt held a 46-13 edge in points off turnovers, as seven Dores had two or more steals on Sunday. In total, the Commodores posted 26 steals as a team, which is the second most collected in a game in school history.

Vanderbilt was just as effective on the offensive end, as the Dores scored the most points in a game in the Shea Ralph era and shot a season-best 69.8 percent from the floor. It marks the first time Vandy has shot 60 percent or better in a game since Nov. 11, 2015, when the Dores posted a 69.2 percent success rate from the floor against Air Force. The Commodores did most of their damage inside the arc, as Vandy held a 64-18 edge in points in the paint.

A total of six Dores registered 10-plus points in the rout led by sophomore Mikayla Blakes' game-high 21 points. Blakes' efforts against Stonehill extended her double-digit scoring streak to 32 games, which is the fourth-longest active streak in the nation. The guard shot 53.8 percent from the field, matched her season-high in assists with seven, and collected five steals.

Junior Aiyana Mitchell registered a career-high 16 points in 15 minutes of action. The 6-4 forward went 7-of-8 from the field and equaled her career best in assists with three. Graduate Sacha Washington registered 14 points, while graduate Ndjakalenga Mwentanda and seniors Jada Brown and Justine Pissott each scored 12 points in the win.

Dores used a 16-0 run in the first quarter to open the game up. Vanderbilt led by as many as 64 points before settling for the 59-point win, which is the largest margin of victory this season.

BOX SCORE

Box score for Game 13: Vanderbilt vs. Stonehill. Includes player stats for FG, 3P, FT, Rebounds, Fouls, TP, AS, TO, ST, Blocks, and Shooting By Period.

Box score for Game 13: Vanderbilt vs. Stonehill. Includes team stats for Points from Turnovers, Paint, Second Chances, Fast Breaks, Time with Lead, and Bench.

INDIVIDUAL LEADERS

Individual Leaders for Game 13: Points (Blakes 21, Mitchell 16), Rebounds (Galvan 5), Assists (Blakes 7), Steals (Blakes 5), Blocks (Del Rosario 1).

GAME 14 #12/11 Vanderbilt at Arkansas

Scoreboard for Game 14: Vanderbilt 88, Arkansas 71. Stats include 1st, 2nd, 3rd, 4th quarters and total score.

DATE Jan. 1, 2026 SITE Bud Walton Arena (Fayetteville, Ark.)

TIPOFF 1 p.m. END 2:50 p.m. ELAPSED 1:50 ATTENDANCE 3,633

DORES CALL THE HOGS HOME

FAYETTEVILLE, Ark. – The No. 12/11-ranked Vanderbilt women's basketball team remained unbeaten to open SEC play, as the Commodores posted an 88-71 victory at Arkansas on Thursday in Bud Walton Arena.

Sophomore Mikayla Blakes continued her strong start to the 2024-25 season into conference play, as the guard equaled her season-high in scoring with 35 points. Blakes extends her double-digit scoring streak to 33 games, as she is now tied with assistant coach Ashley Earley for the second-longest double-digit scoring streak by a Commodore since the 1999-00 season. Blakes added a game-best eight assists and three steals to her stat line and shot 50 percent from the field on Thursday.

With the win, Vanderbilt improves to 14-0 on the year, matching the 1994-95 team for the second-best start in program history. The Dores have now posted a victory in the SEC season opener in four of the last five seasons.

Blakes was one of three Dores to record double-figure points against the Razorbacks. Freshman Aubrey Galvan registered 14 points and six assists in her first SEC contest. Graduate Sacha Washington posted her third double-double of the season with a 13-point, 13-rebound effort.

The Razorbacks opened the game holding a brief 11-5 lead, but a 15-1 run by the Commodores gave Vanderbilt an eight-point advantage at 20-12 late in the first quarter. The Dores expanded its lead in the second stanza, as Vandy scored the first six points in the frame to take a double-digit advantage at 28-17. Arkansas shaved the Vanderbilt lead to five points, but the Commodores closed the quarter on an 18-5 run to take a 16-point advantage into the locker room at 46-30.

Vanderbilt pushed its lead as high as 26 points in the third quarter. The Commodores maintained a double-digit advantage for the entirety of the fourth quarter to claim the 2026 SEC season-opening contest.

The Dores shot 45.8 percent from the floor in the win. Vandy held a 32-14 edge in points off turnovers, as the Commodores held 11 steals as a team and forced Arkansas into 22 turnovers.

BOX SCORE

Box score for Game 14: Vanderbilt vs. Arkansas. Includes player stats for FG, 3P, FT, Rebounds, Fouls, TP, AS, TO, ST, Blocks, and Shooting By Period.

Box score for Game 14: Vanderbilt vs. Arkansas. Includes team stats for Points from Turnovers, Paint, Second Chances, Fast Breaks, Time with Lead, and Bench.

INDIVIDUAL LEADERS

Individual Leaders for Game 14: Points (Blakes 35, Galvan 14), Rebounds (Washington 13), Assists (Blakes 8), Steals (Washington 3), Blocks (Washington 3).



GAME RECAPS

GAME 21 #5/4 Vanderbilt at #2/2 So. Car.

	1	2	3	4	TOTAL
V	16	28	12	18	74
C	33	22	27	21	103

DATE Jan. 25, 2026 **SITE** Colonial Life Arena (Columbia, S.C.)

TIPOFF 2 p.m. **END** 3:52 p.m. **ELAPSED** 1:52
ATTENDANCE 17,002

NO. 5/4 DORES FALL AT NO. 2 SOUTH CAROLINA
COLUMBIA, S.C. – The No. 5/4-ranked Vanderbilt women's basketball team was handed its first loss of the 2025-26 season, as the Commodores had their school-record 20-game winning streak come to an end with a 103-74 defeat at No. 2/2-ranked South Carolina on Sunday afternoon.

The loss drops the Commodores to 20-1 overall and 6-1 in SEC play this season. Though Vandy's school-record 20-game winning streak to begin the season comes to an end, the Does are still off to their best start in program history through 21 games, equalling the 20-1 mark set by the 1992-93 Final Four team.

Sophomore Mikayla Blakes led a pair of double-digit scorers for the Does, as the All-American registered a game-high 23 points. The Somerset, New Jersey, native pulled down a team-best seven rebounds and dished out a team-high five assists. Blakes extended her double-digit scoring streak to 40 games, which is the longest active streak in the SEC and third-longest in the nation.

Graduate Ndjakalenga Mwenentanda scored double-digits with a 13-point performance against South Carolina. The 6-2 guard hit a career-high three 3-pointers. It is just the third time Mwenentanda has hit multiple 3-point field goals in a contest during her 124-game career.

All nine Commodores who played on Sunday scored. It marks the first time since the win over Texas Southern on Dec. 20 (12 Does) that every Vanderbilt player who played in the contest scored.

No. 2/2 South Carolina came out swinging and built a 17-point lead at the end of the first quarter at 33-16. The Commodores fell behind by 21 points midway through the second stanza, but Vandy used a 15-5 run at the end of the frame to cut its deficit to 11 points at 55-44 going into halftime.

Vanderbilt opened the third quarter with back-to-back buckets to make it a single-digit contest at 55-48. The Gamecocks scored 15 of the game's next 17 points to push their lead back out to double figures, 70-50. USC maintained a double-digit advantage over the Does for the remainder of the contest.

The Commodores shot 45.9 percent from the floor in the loss and committed a season-high 20 turnovers, 16 of which came in the first two quarters of play. South Carolina shot 61.5 percent from the floor and outscored Vanderbilt 56-24 in the points in the paint.

BOX SCORE

Vanderbilt - 74													Record: 20-2 (6-1)				
NO.	Name	Min	FG	3P	FT	Rebounds	Fouls	TP	AS	TO	ST	Blocks	Shooting By Period				
			M/A	M/A	M/A	Off	Def						1st				
35	Sacha Washington	F	21:26	2-5	0-0	1-2	3	5	3	4	1	0	2	0	0	11	1st
1	Mikayla Blakes	G	37:47	9-24	3-7	2-2	2	5	7	2	6	23	5	3	0	5	35
3	Aubrey Galvan	G	31:11	3-8	1-3	0-0	1	2	3	1	7	3	4	3	1	0	27
13	Justine Pissott	C	21:04	3-7	2-6	0-0	0	1	1	4	0	8	0	2	0	1	30
15	Ndjakalenga Mwenentanda	F	26:25	5-7	3-4	0-0	2	2	4	3	0	13	3	2	0	0	21
2	Jada Brown	F	25:39	1-3	1-3	0-0	0	0	0	2	0	3	3	2	1	0	19
14	Aiyana Mitchell	F	23:39	2-3	0-0	1-2	3	0	3	1	2	5	5	2	0	1	11
8	Ava Black	F	09:04	1-2	0-0	2-2	0	0	0	1	1	4	0	0	0	0	5
24	Agia Makurat	F	04:45	2-2	2-2	0-0	0	0	0	0	0	6	0	0	0	0	1
	Team						3	0	3	0	0	3					3
	Totals		26:61	12-25	6-9	14	12	29	18	14	74	115	20	1	2	7	29

South Carolina - 103													Record: 20-2 (6-1)				
NO.	Name	Min	FG	3P	FT	Rebounds	Fouls	TP	AS	TO	ST	Blocks	Shooting By Period				
			M/A	M/A	M/A	Off	Def						1st				
8	Joyne Edwards	F	26:28	7-10	0-0	2-3	2	3	7	2	3	16	6	1	0	1	24
00	Ta'Niya Latson	G	31:21	8-15	3-2	4-4	2	3	5	1	4	21	5	3	2	0	28
5	Tessa Johnson	C	26:12	7-12	4-7	2-2	0	2	1	2	20	2	1	1	0	0	30
25	Raven Johnson	G	20:06	4-6	2-3	0-0	0	4	4	0	10	6	0	1	3	0	21
44	Agot Makeer	G	16:29	2-5	0-2	4-4	1	1	2	3	4	8	2	2	2	2	10
1	Maddy McDaniel	F	29:10	1-3	1-1	0-0	0	1	1	0	1	3	4	2	0	0	7
11	Madrax Okot	F	19:48	8-9	0-0	1-1	3	4	7	1	2	17	0	4	1	0	19
31	Alicia Toumebbize	F	12:20	0-2	0-0	0-0	1	0	1	2	1	0	0	0	0	0	0
24	Ayla McDowell	F	10:15	2-2	2-2	0-0	0	0	0	1	1	6	0	0	0	0	8
15	Adriel Tice	F	09:56	1-1	0-0	0-0	0	0	0	0	0	2	0	1	0	0	6
	Team						2	1	3	0	0	0					0
	Totals		40:45	10-17	13-14	13	19	32	14	16	103	25	14	12	7	3	29

		VAN		USC		Points from		Turnovers		Period by Period Scoring	
		1st	2nd	3rd	4th	1st	2nd	3rd	4th	1st	2nd
Biggest lead	0 (1 st 10:00)	35 (4 th 1:29)				15	32				
Best Scoring Run	10 (3 rd 9:00)	9 (1 st 8:22)				24	59				
Lead Changes	0					14	17				
Times Tied	1					7	21				
Time with Lead	00:00	39:38				18	28				

INDIVIDUAL LEADERS

Category	Vanderbilt	South Carolina
Points	M. Blakes • 23 pts N. Mwenentanda • 13 pts	T. Latson • 21 pts T. Johnson • 20 pts
Rebounds	M. Blakes • 7 reb S. Washington • 5 reb	Edwards/Okot • 7 reb T. Latson • 5 reb
Assists	Blakes/Mitchell • 5 ast 3 Players Tied • 3 ast	Edwards/Johnson • 6 ast T. Latson • 5 ast
Steals	Blakes/Galvan • 3 stl J. Brown • 1 stl	M. Okot • 5 stl Latson/Makeer • 2 stl
Blocks	3 Players Tied • 1 blk	R. Johnson • 3 blk A. Makeer • 2 blk