



6 SEC TOURNAMENT CHAMPIONSHIPS • 29 NCAA TOURNAMENTS • 1 FINAL FOUR • 5 ELITE EIGHTS • 14 SWEET SIXTEENS

VANDERBILT

WOMEN'S BASKETBALL

2025-26 GAME NOTES • GAME 20 • vs. AUBURN • 6:30 P.M. CT

2025-26 SCHEDULE

Overall: 19-0 | SEC: 5-0

Home: 11-0 | Away: 5-0 | Neutral: 4-0

AP Poll: 5 | WBCA Coaches Poll: 4 | NET Ranking: 7

Streak: W-19

OCTOBER (1-0)

27 vs. Memphis[&] (Exhibition) Win 104-68

NOVEMBER (8-0)

3 vs. California[^] Win 74-65

10 Furman Win 96-48

12 at Austin Peay Win 75-65

19 at Western Kentucky Win 87-49

21 Alabama State Win 92-38

23 Tennessee State Win 99-43

27 vs. Oregon State[%] Win 88-6629 vs. BYU[!] Win 84-71

DECEMBER (5-0)

3 Virginia[#] Win 81-68

15 South Florida Win 87-58

18 UAlbany Win 64-35

20 Texas Southern Win 96-46

28 Stonehill Win 109-50

JANUARY (6-0)

1 at Arkansas* Win 88-71

4 #5/5 LSU* Win 65-61

8 Missouri* Win 99-68

11 at Texas A&M* Win 91-51

15 at Mississippi State* Win 89-84

19 vs. #7/7 Michigan[!] Win 72-69

22 Auburn* 6:30 p.m. SEC Network+

25 at #2/2 South Carolina* 2 p.m. ESPN

29 at Ole Miss* 6:30 p.m. SEC Network+

FEBRUARY (0-0)

1 Florida* 3 p.m. SEC Network

5 at Kentucky* 6 p.m. SEC Network+

9 Oklahoma* 8 p.m. ESPN2

12 Texas* 6:30 p.m. SEC Network+

15 at Georgia* 11 a.m. SEC Network

22 Kentucky* 2 p.m. SEC Network+

26 Alabama* 6:30 p.m. SEC Network+

MARCH (0-0)

1 at Tennessee* 1 p.m. ESPN

4-8 SEC Tournament TBD TBD

All times Central • Home games in bold • Neutral games in italics

* | SEC game • # | ACC/SEC Challenge

& | Hoops for St. Jude Tip Off Classic (Memphis, Tenn.) • ^ | Qui-Play Paris (Paris, France)

% Paradise Jam (St. Thomas, USVI) • ! | Coretta Scott King Classic (Newark, N.J.)

Rankings: AP/WBCA Coaches Poll

All games times and dates are subject to change

GAME 20

#5/4 VANDERBILT (19-0, 5-0 SEC)
vs. AUBURN (13-6, 2-3 SEC)THURSDAY, JAN. 22
6:30 p.m. CTNASHVILLE, TENN.
Memorial Gymnasium • 14,326SEC NETWORK+
Dave Sims (Play-By-Play) • Isis Young (Analyst)94.9 THE FAN
Vanderbilt Athletics App • Jake Lyman

STARTING FIVE

>> Vandy returns to Memorial Gym after sweeping a three-game road trip that pushed the Commodores' overall record to 19-0 to open the season. The Does head back into SEC action looking to improve to 6-0 in conference play for the first time in school history. On Monday, No. 5/4 Vanderbilt picked up a 72-69 victory over No. 7/7 Michigan at the Coretta Scott King Classic in Newark, New Jersey. Freshman Aubrey Galvan scored a career-high 20 points to lead a trio of double-digit scorers for the Does.

>> The Commodores are off to the best start in school history, as Vanderbilt stands at 19-0 to open the 2025-26 season. The 19-straight victories also mark the longest winning streak at any point in a season in program history. Vanderbilt currently holds the second-longest active winning streak in all of NCAA Division I.

>> Vanderbilt is one of two undefeated teams remaining in NCAA Division I this season. The Does and UConn have yet to take a loss in 2025-26, as both stand at 19-0. The 19 wins are the most collected by any team in the nation this season.

>> The Commodores are looking for their first 6-0 start in SEC play in school history this Thursday when they host Auburn. Vanderbilt is 5-0 in conference action for the first time since the 1992-93 season.

>> The Does and Tigers will meet for the 58th time in a series that dates back to the 1987-88 season. Vanderbilt holds a 32-25 lead all-time over Auburn, while the Commodores have won each of the last two meetings. Vandy is 3-1 against Auburn in the Ralph era and 16-9 all-time against the Tigers at Memorial Gym.



TEAM COMPARISON

19-0	Overall Record	13-6
5-0	Conf. Record	2-3
7	NET Ranking	65
86.1	Points Per Game	63.0
58.2	Opp. Per Game	57.9
47.5	Field Goal Pct.	41.3
38.3	Opp. Field Goal Pct.	38.5
37.0	3-Point Pct.	29.8
30.1	Opp. 3-Point Pct.	29.1
73.5	Free Throw Pct.	70.8
38.2	Rebounds Per Game	33.1
+4.1	Rebounding Margin	-2.3
20.6	Assists Per Game	9.8
12.3	Turnovers Per Game	17.0
12.6	Steals Per Game	11.5
4.6	Blocks Per Game	3.3

SERIES HISTORY

Games:	57
Vanderbilt Series Record:	32-25
Games in Nashville:	16-9
Games in Auburn:	11-12
Neutral Site Games:	5-4
First Meeting:	March 4, 1988, in Starkville, Miss. Auburn, 82-64
Last Meeting:	Feb. 16, 2025 in Auburn Vanderbilt, 98-88 (OT)
Last Win:	Feb. 16, 2005 in Auburn, 98-88 (OT)
Last Loss:	Feb. 26, 2023 in Auburn, 76-78
Last Home Win:	Jan. 18, 2024, 53-50
Last Road Win:	Feb. 16, 2025, 98-88 (OT)
Last Neutral Win:	March 8, 2009 in Little Rock, Ark., 61-54
Last Home Loss:	Jan. 17, 2019, 70-72
Last Road Loss:	Feb. 26, 2023, 76-78
Last Neutral Loss:	March 4, 2020 in Little Rock, Ark., 61-54
vs. Auburn under Ralph:	3-1
Current Vanderbilt Series Streak:	W-2

LAST FIVE GAMES

Date	Location	Vandy Result	Score
02.16.25	Auburn	W	98-88 (OT)
01.18.24	Nashville	W	53-50
02.26.23	Auburn	L	76-78
01.30.22	Nashville	W	81-66
03.04.20	Greenville, S.C.	L	67-77

PROJECTED STARTERS

1

MIKAYLA
BLAKESG • 5-8 • So.
Somerset, N.J.
Rutgers Prep HSPoints • 25.0
FG% • 46.0
3P FG% • 32.1
Boards • 3.6
Assists • 4.4
Steals • 3.3

3

AUBREY
GALVANG • 5-6 • Fr.
Deerfield, Ill.
Wilmette Loyola AcademyPoints • 11.5
FG% • 39.0
3P FG% • 32.7
Assists • 6.3
Ast/TO • 2.7
Steals • 3.2

13

JUSTINE
PISSOTTG/F • 6-4 • Sr.
Toms River, N.J.
TennesseePoints • 11.8
FG% • 44.9
3P FG% • 44.4
3P FG PG • 3.1
Boards • 4.5
Assists • 2.8

15

NDJAKALENGA
MWENENTANDAG/F • 6-2 • Gr.
Sioux Falls, S.D.
TexasPoints • 7.6
FG% • 50.0
3P FG% • 34.3
FT% • 86.1
Boards • 3.0
Ast/TO • 1.1

35

SACHA
WASHINGTONF • 6-2 • Gr.
Lawrenceville, Ga.
Collins Hill HSPoints • 9.5
FG% • 57.9
Boards • 7.7
Off. Boards • 4.1
Assists • 1.5
Steals • 1.4



PRONUNCIATION

JADA BROWN

Jay-Duh

AALYAH DEL ROSARIO

Ah-Lee-Uh • Dell Row-zar-E-O

AUBREY GALVAN

GAL-VAN

AGA MAKURAT

Ah-gah • Mock-eww-Rah

AIYANA MITCHELL

Eye-on-Uh

NDJAKALENGA MWENENTANDA

Jack-Uh-LANG-Uh • MWEN-N-Tawn-duh

JUSTINE PISSOTT

Jus-Teen • PUH-sot

SACHA WASHINGTON

Sah-SHUH

MONIQUE WILLIAMS

Mo-NEEK

ROSTER BREAKDOWN

CLASS

GRADUATE (2): Ndjakalenga Mwenentanda, Sacha Washington

SENIOR (2): Jada Brown, Justine Pissott

JUNIOR (4): Aalyah Del Rosario, Madison Greene, Aga Makurat, Aiyana Mitchell

SOPHOMORE (2): Mikayla Blakes, Trinity Wilson

FRESHMAN (3): Ava Black, Aubrey Galvan, Monique Williams

POSITION

CENTER (1): Aalyah Del Rosario

FORWARD (5): Aiyana Mitchell, Justine Pissott, Sacha Washington, Monique Williams, Trinity Wilson

GUARD (8): Ava Black, Mikayla Blakes, Jada Brown, Aubrey Galvan, Madison Greene, Aga Makurat, Ndjakalenga Mwenentanda, Justine Pissott

HOME STATE/COUNTRY

NEW JERSEY (2): MIKAYLA BLAKES, JUSTINE PISSOTT

ARKANSAS (1): JADA BROWN

AUSTRALIA (1): MONIQUE WILLIAMS

COLORADO (1): AIYANA MITCHELL

DOMINICAN REPUBLIC (1): AALYAH DEL ROSARIO

GEORGIA (1): SACHA WASHINGTON

ILLINOIS (1): AUBREY GALVAN

MINNESOTA (1): TRINITY WILSON

NEW HAMPSHIRE (1): AVA BLACK

OHIO (1): MADISON GREENE

POLAND (1): AGA MAKURAT

SOUTH DAKOTA (1): NDJAKALENGA MWENENTANDA



FRONT ROW (L-R) JUSTINE PISSOTT, MIKAYLA BLAKES, SACHA WASHINGTON, JADA BROWN, AUBREY GALVAN, AGA MAKURAT
BACK ROW (L-R) AVA BLACK, NDJAKALENGA MWENENTANDA, MONIQUE WILLIAMS, AALYAH DEL ROSARIO, AIYANA MITCHELL, TRINITY WILSON, MADISON GREENE

2025-26 ROSTER

No.	Name	POS	HT	YR	EXP	Hometown (Previous School)
1	Mikayla Blakes	G	5-8	So.	1V	Somerset, N.J. (Rutgers Prep)
2	Jada Brown	G	5-8	Sr.	3V	Bentonville, Ark. (Bentonville HS)
3	Aubrey Galvan	G	5-6	Fr.	HS	Deerfield, Ill. (Wilmette Loyola Academy)
4	Madison Greene	G	5-6	Jr.	2V	Columbus, Ohio (Pickering Central HS)
8	Ava Black	G	5-11	Fr.	HS	Auburn, N.H. (Tabor Academy (Mass.))
11	Monique Williams	F	6-3	Fr.	HS	Perth, Australia (Willeton Senior HS)
13	Justine Pissott	G/F	6-4	Sr.	2V	Toms River, N.J. (Tennessee)
14	Aiyana Mitchell	F	6-4	Jr.	2V	Colorado Springs, Colo. (Fountain-Fort Carson HS)
15	Ndjakalenga Mwenentanda	G	6-2	Gr.	TR	Sioux Falls, S.D. (Texas)
24	Aga Makurat	G	6-3	Jr.	2V	Sierakowice, Poland (Sopocka Akademia Tenisowa)
30	Trinity Wilson	F	6-3	So.	1V	Lakeville, Minn. (Lakeville North HS)
32	Aalyah Del Rosario	C	6-6	Jr.	TR	Santo Domingo, D.R. (LSU)
35	Sacha Washington	F	6-2	Gr.	3V	Lawrenceville, Ga. (Collins Hill HS)

COACHING STAFF

HEAD COACH: Shea Ralph • 5th Season • UConn '01

ASSOCIATE HEAD COACH: Tom Garrick • 5th Season • Rhode Island '88

ASSISTANT COACH/RECRUITING COORDINATOR: Ashley Earley • 5th Season • Vanderbilt '05

ASSISTANT COACH/RECRUITING COORDINATOR: Kevin DeMille • 5th Season • UConn '13

ASSISTANT COACH/AST. DIRECTOR OF OPERATIONS: Eric Mundinger • 4th Season • Memphis '20

ASSISTANT COACH: Kaili McLaren • 1st Season • UConn '10

SEC STANDINGS (AS OF JAN. 21)

Team	SEC	Overall	Streak
5/4 Vanderbilt	5-0	19-0	W-19
2/2 South Carolina	5-0	19-1	W-12
17/17 Tennessee	5-0	13-3	W-6
4/5 Texas	4-2	19-2	W-1
11/12 Kentucky	4-2	17-3	L-1
6/6 LSU	3-2	17-2	W-3
18/18 Ole Miss	3-2	16-4	L-1
23/23 Alabama	3-3	17-3	L-2
Georgia (RV/RV)	2-3	16-3	W-1
16/16 Oklahoma	2-3	14-4	L-3
Auburn	2-3	13-6	W-2
Mississippi State (--/RV)	2-4	15-5	W-1
Texas A&M	1-4	8-6	L-2
Florida	1-5	13-5	W-1
Missouri	1-5	13-8	L-1
Arkansas	0-5	11-9	L-6

POLLS

Associated Press Top 25 Week 11

1) UConn (30)	14) Baylor
2) South Carolina*	15) Maryland
3) UCLA	16) Oklahoma*
4) Texas*	17) Tennessee*
5) VANDERBILT	18) Ole Miss*
6) LSU*	19) Texas Tech
7) Michigan*	20) Princeton
8) Louisville*	21) Duke
9) TCU	22) West Virginia
10) Iowa	23) Alabama
11) Kentucky*	24) Nebraska
12) Ohio State	25) Washington
13) Michigan State	*Vanderbilt Opponent

Received Votes: North Carolina, Illinois, Notre Dame, Georgia*, Oklahoma State, Iowa State, Rhode Island, Syracuse, NC State, Fairfield, ND State, Minnesota, Utah

WBCA/USA Today Coaches Top 25 Week 12

1) UConn (31)	14) Baylor
2) South Carolina*	15) Michigan State
3) UCLA	16) Oklahoma*
4) VANDERBILT	17) Tennessee*
5) Texas*	18) Ole Miss*
6) LSU*	19) Texas Tech
7) Michigan*	20) Princeton*
8) Louisville	21) North Carolina
9) TCU*	22) West Virginia
10) Iowa	23) Alabama
11) Ohio State	24) Iowa State
12) Kentucky*	25) Washington
13) Maryland	*Vanderbilt Opponent

Received Votes: Notre Dame, Duke, Oklahoma State, Nebraska, Illinois, Georgia*, Arizona State, Miss. State*, Virginia*, Rhode Island, Minnesota, Southern Cal



**WOMEN'S
BASKETBALL**





TV/RADIO ROSTER



**1 MIKAYLA
BLAKES**

G // 5-8 // So.
Somerset, N.J.
Rutgers Prep HS



**2 JADA
BROWN**

G // 5-8 // Sr.
Bentonville, Ark.
Bentonville HS



**3 AUBREY
GALVAN**

G // 5-6 // Fr.
Deerfield, Ill.
Wilmette Loyola
Academy



**4 MADISON
GREENE**

G // 5-6 // Jr.
Columbus, Ohio
Pickerington
Central HS



**8 AVA
BLACK**

F // 5-11 // Fr.
Auburn, N.H.
Tabor Academy (Mass.)



**11 MONIQUE
WILLIAMS**

F // 6-3 // Fr.
Perth, Australia
Wilton Senior HS



**13 JUSTINE
PISSOTT**

G/F // 6-4 // Sr.
Toms River, N.J.
Tennessee
Red Bank Catholic HS



**14 AIYANA
MITCHELL**

F // 6-4 // Jr.
Colorado Springs, Colo.
Fountain-Fort Carson HS



**15 NDJAKALENGA
MWENENTANDA**

G // 6-2 // Gr.
Sioux Falls, S.D.
Texas
Washington HS



**24 AGA
MAKURAT**

G // 6-2 // Jr.
Sierakowice, Poland
Sopocka Akademia
Tenisowa



**30 TRINITY
WILSON**

F // 6-3 // So.
Lakeville, Minn.
Lakeville North HS



**32 AALYAH
DEL ROSARIO**

C // 6-6 // Jr.
Santo Domingo, D.R.
LSU
The Webb School
(Tenn.)



**35 SACHA
WASHINGTON**

F // 6-2 // Gr.
Lawrenceville, Ga.
Collins Hill HS

COACHING STAFF




**SHEA
RALPH**

Head Coach
5th Season




**TOM
GARRICK**

Associate
Head Coach
5th Season




**ASHLEY
EARLEY**

Assistant Coach
5th Season



**KEVIN
DeMILLE**

Assistant Coach
5th Season



**ERIC
MUNDINGER**

Assistant Coach
4th Season



**KAILI
McLAREN**

Assistant Coach
1st Season





VANDERBILT WBB QUICK FACTS

HOME ARENA: MEMORIAL GYMNASIUM (14,316)
2024-25 RECORD: 22-11 (.667)
2024-25 SEC RECORD: 8-8 (.500)
POSTSEASON: 0-1 (NCAA FIRST ROUND)
LETTERWINNERS RETURNING/LOST: 8/5
STARTERS RETURNING/LOST: 1/4
NEWCOMERS: 5

THE UNIVERSITY

LOCATION: NASHVILLE, TENN.
UNDERGRADUATE ENROLLMENT: 7,366
TOTAL ENROLLMENT: 13,670
AFFILIATION: NCAA DIVISION I
CONFERENCE: SOUTHEASTERN (SEC)
MASCOT: COMMODORES
COLORS: BLACK & GOLD
CHANCELLOR: DANIEL DIERMEIER
DIRECTOR OF ATHLETICS: CANDICE STOREY LEE
FACULTY ATHLETICS REP: TRACE WILGUS

VANDERBILT WBB STAFF

HEAD COACH: SHEA RALPH • 5TH SEASON
ASSOCIATE HEAD COACH: TOM GARRICK • 5TH SEASON
ASSISTANT COACH/RECRUITING COORD.: ASHLEY EARLEY • 5TH SEASON
ASSISTANT COACH/RECRUITING COORD.: KEVIN DEMILLE • 5TH SEASON
AST. COACH/AST. DIR. OF OPS: ERIC MUNDINGER • 4TH SEASON
ASSISTANT COACH: KAILI MCLAREN • 1ST SEASON
CHIEF OF STAFF/EXECUTIVE DIR. OF OPS: CHRIS BRANN • 5TH SEASON
DIR. OF INTERNAL OPS/ON-CAMPUS RECRUITING COORD.: KOKO NELSON • 5TH SEASON
DIRECTOR OF STRENGTH & CONDITIONING: JENA READY • 2ND SEASON
SENIOR ASSO. ATHLETIC TRAINER: ALLISON SHEPHERD • 5TH SEASON
DIRECTOR OF CREATIVE CONTENT: LEAH DUSTERHOFT • 5TH SEASON
DIR. OF SPECIAL PROJECTS & ATHLETIC CULTURE: WONNE HAWKINS • 2ND SEASON
DIRECTOR OF PLAYER DEVELOPMENT: JORDYN OLIVER • 1ST SEASON
VIDEO COORDINATOR: JT OREM • 2ND SEASON
DIRECTOR OF STUDENT SERVICES: BRITNI LAGEORGE • 9TH SEASON
SPORTS INFORMATION DIRECTOR: CHRIS CASKEY • 3RD SEASON

PROGRAM HISTORY

ALL-TIME RECORD: 927-555 (.626)
ALL-TIME SEC RECORD: 278-281 (.496)
ALL-TIME SEC TOURNAMENT RECORD: 50-39 (.562)
SEC TOURNAMENT TITLES: 6 ('93, '95, '02, '04, '07, '09)
NCAA TOURNAMENT APPEARANCES: 29
NCAA TOURNAMENT RECORD: 40-29 (.560)
LAST NCAA TOURNAMENT APPEARANCE: 2025
LAST POSTSEASON APPEARANCE: 2025 (NCAA)

RECORD UNDER SHEA RALPH: 92-59 (.609)
SEC RECORD UNDER RALPH: 29-40 (.412)
SEC TOURNAMENT RECORD UNDER RALPH: 1-3 (.250)
NCAA TOURNAMENT RECORD UNDER RALPH: 1-2 (.333)
POSTSEASON RECORD UNDER RALPH: 3-3 (2 NCAA, 1 WNIT)

SOCIAL MEDIA

FACEBOOK: /VANDYWBB
INSTAGRAM: @VANDYWBB
TIKTOK: @VANDYWBB
X/TWITTER: @VANDYWBB
WEBSITE: VUCOMMODORES.com

DORE NOTES

GAME COVERAGE

Thursday's contest streams live on SEC Network+ inside the ESPN app at 6:30 p.m. CT with Andrew Allegretta and Richard Hendrix on the call. Fans can listen to Jake Lyman locally on 94.9 The Fan and the Vanderbilt Commodores app outside of Nashville.

NATIONAL RANKINGS

The Commodores came in at No. 5 in the Associated Press top 25 and No. 4 in the USA Today/WBCA Coaches poll this week. It marks the program's highest ranking in either poll since the 2001-02 season.

NET RANKING

Vanderbilt holds a NET ranking of seven heading into Thursday. Vandy has collected three Quad 1 wins, three Quad 2 victories and five Quad 3 wins through the first 19 games this season.

The Dore opened the season at No. 12 in the first NET rankings of the 2025-26 season. The NET is an evaluation tool used by the NCAA Selection Committee to determine seeding and bids.

UNDEFEATED

Vanderbilt has won all 19 of its games this season, coming into Thursday. The Commodores are one of two undefeated teams remaining in NCAA Division I this season (UConn), and they are the only remaining unbeaten SEC team.

20-STRAIGHT WINS

The Commodores are seeking their 20th-straight victory. Only five SEC schools have won 20 or more consecutive games since the start of the 1999-00 season, as Vanderbilt looks to join South Carolina (five times), LSU (twice), Mississippi State (twice), Tennessee (twice) and Auburn (once).

TAKING CARE OF BUSINESS AT HOME

Vanderbilt has won 11-straight games at Memorial Gym. The Commodores are 56-21 at home under head coach Shea Ralph, and 35-9 at home since the start of the 2023-24 season.

BLAKES AND GALVAN HONORED AGAIN

For the second time this season, the Vanderbilt women's basketball backcourt duo of Mikayla Blakes and Aubrey Galvan earned SEC honors in the same week, as the conference office named Blakes the SEC Co- Player of the Week and Galvan was selected as SEC Freshman of the Week on Tuesday.

It is the third time this season that Blakes and Galvan have been honored with a weekly award from the SEC. Blakes picks up SEC Co-Player of the Week honors, sharing with Georgia's Dani Carnegie, after averaging 26.0 points, 5.5 assists and 3.5 rebounds in a pair of Quad 1 wins for the Commodores. Galvan earns her first outright SEC Freshman of the Week award after putting up 14.0 points and 4.0 assists in the two victories at Mississippi State and vs. No. 7/7 Michigan. The Commodore backcourt duo previously earned SEC honors in the same week on Jan. 6.

STARTERS OUTPUT

All five Vanderbilt starters scored 15-plus points on the 99-68 win over Missouri on Jan. 8. It marks the first time since 1999-00 that the Commodores have had all five starters register 15 or more points in a game. It is only the second occurrence in the SEC since 1999-00, as Arkansas also accomplished the feat against Florida on Jan. 5, 2023.

ELITE SCORER

Sophomore Mikayla Blakes' career scoring average of 24.1 points per game is not only tops among all active SEC players, but with Southern Cal's JuJu Watkins missing this season due to injury, the Vanderbilt guard currently holds the highest career scoring average amongst all active NCAA Division I players.

Earlier this season, the Somerset, New Jersey, native recently became the fastest SEC player to score 1,000 points in the NCAA Division I era, accomplishing the feat in 42 games. Blakes is one of nine NCAA Division I players since 1981-82 to score 1,000 points in 42 games or fewer.





DORE NOTES

WASHINGTON BREAKS INTO THE TOP 10

Graduate Sacha Washington recently broke into the top 10 in school history in both career rebound and blocks. Washington currently is tied for sixth on Vanderbilt's all-time rebounding (867) list and 10th blocks (125) lists.

The 6-2 forward leads all active SEC players in rebounds, while she is the only active SEC player to amass over 1,000 points, 800 rebounds and 100 blocks in their career.

BLAKES' SCORING STREAK

Sophomore Mikayla Blakes heads into Sunday riding a 38-game double-digit scoring streak. It is the second-longest streak by a Commodore since 1999-00. Only Vanderbilt's all-time leading scorer Chantelle Anderson has had a longer streak, as she registered 52-straight games with 10-plus points during the 2001-02 and 2002-03 seasons.

Blakes currently holds the third-longest active double-digit scoring streak in NCAA Division I, while it is the longest in active streak in the SEC.

ONE OF THE NATION'S BEST SCORERS

Sophomore Mikayla Blakes leads the SEC in scoring at 25.0 points per game, as average that also ranks second-best nationally. In SEC play, Blakes is putting up 30.0 points per game through her five league games.

The 5-8 guard scored a season-high 38 points at Mississippi State on Thursday. The sophomore recorded a game-high 32 points in the win over No. 5/5 LSU on Jan. 4. Blakes has 25-plus points in 10 games this season, while she has tallied 30-plus points in a contest five times in 2025-26.

SHOWING RANGE

Vanderbilt ranks fifth in the nation in 3-pointers made per game at 10.0, while its 37.0 percent 3-point field goal percentage is 16th-best in the country.

The Commodores made a school-record 18 3-point field goals in the win over Texas Southern on Dec. 20. Senior Justine Pissott made a personal-best seven shots from behind the arc against the Lady Tigers, which ties her for fifth-most in school history.

GAME-BY-GAME STARTERS

Team	G	G	G	F	F	Result
vs. California	Galvan	Blakes	Mwenentanda	Pissott	Washington	W, 74-65
Furman	Galvan	Blakes	Mwenentanda	Pissott	Washington	W, 96-48
at Austin Peay	Galvan	Blakes	Mwenentanda	Pissott	Washington	W, 75-65
at Western Ky.	Galvan	Blakes	Mwenentanda	Pissott	Washington	W, 87-49
Alabama State	Galvan	Blakes	Mwenentanda	Pissott	Washington	W, 92-38
Tennessee State	Galvan	Blakes	Mwenentanda	Pissott	Washington	W, 99-43
vs. Oregon State	Galvan	Blakes	Mwenentanda	Pissott	Washington	W, 88-66
vs. BYU	Galvan	Blakes	Mwenentanda	Pissott	Washington	W, 84-71
Virginia	Galvan	Blakes	Mwenentanda	Pissott	Washington	W, 81-68
South Florida	Galvan	Blakes	Mwenentanda	Pissott	Washington	W, 87-58
UAlbany	Galvan	Blakes	Mwenentanda	Pissott	Washington	W, 64-35
Texas Southern	Galvan	Blakes	Mwenentanda	Pissott	Washington	W, 96-46
Stonehill	Galvan	Blakes	Mwenentanda	Pissott	Washington	W, 109-50
at Arkansas	Galvan	Blakes	Mwenentanda	Pissott	Washington	W, 88-71
at No. 5/5 LSU	Galvan	Blakes	Mwenentanda	Pissott	Washington	W, 65-61
Missouri	Galvan	Blakes	Mwenentanda	Pissott	Washington	W, 99-68
at Texas A&M	Galvan	Blakes	Mwenentanda	Pissott	Washington	W, 91-51
at Mississippi State	Galvan	Blakes	Mwenentanda	Pissott	Washington	W, 89-84
vs. Michigan	Galvan	Blakes	Mwenentanda	Pissott	Washington	W, 72-69

LINEUP RECORDS

Galvan/Blakes/Mwenentanda/Pissott/Washington 19-0

STAT SUPERLATIVES

MOST GAMES PLAYED

122 • NDJAKALENGA MWENENTANDA*

MOST GAMES PLAYED AT VANDERBILT

118 • SACHA WASHINGTON

MOST GAMES STARTED

91 • SACHA WASHINGTON

MOST GAMES STARTED AT VANDERBILT

91 • SACHA WASHINGTON

MOST CONSECUTIVE GAMES PLAYED

53 • AIYANA MITCHELL

MOST CONSECUTIVE GAMES STARTED

24 • MIKAYLA BLAKES

GAMES W/ DOUBLE-DIGIT POINTS

	2025-26 CAREER	
MIKAYLA BLAKES	20	52
JUSTINE PISSOTT*	12	21
AUBREY GALVAN	12	12
SACHA WASHINGTON	10	59
NDJAKALENGA MWENENTANDA*	6	24
AIYANA MITCHELL	7	9
AGA MAKURAT	2	6
JADA BROWN	2	4
AVA BLACK	1	1
MADISON GREENE	--	13
AALYAH DEL ROSARIO*	--	4

20-PLUS POINT GAMES 2025-26 CAREER

MIKAYLA BLAKES	14	35
JUSTINE PISSOTT	2	2
AGA MAKURAT	1	1
AUBREY GALVAN	1	1
SACHA WASHINGTON	--	6
MADISON GREENE	--	1
AALYAH DEL ROSARIO*	--	1

30-PLUS POINT GAMES 2025-26 CAREER

MIKAYLA BLAKES	5	10
SACHA WASHINGTON	--	1

40-PLUS POINT GAMES 2025-26 CAREER

MIKAYLA BLAKES	--	2
----------------	----	---

50-PLUS POINT GAMES 2025-26 CAREER

MIKAYLA BLAKES	--	2
----------------	----	---

GAMES W/ DOUBLE-DIGIT REBOUNDS

	2025-26 CAREER	
SACHA WASHINGTON	5	32
AIYANA MITCHELL	2	2
MIKAYLA BLAKES	1	1
JUSTINE PISSOTT	1	1
AALYAH DEL ROSARIO*	--	2
NDJAKALENGA MWENENTANDA*	--	1

DOUBLE-DOUBLES 2025-26 CAREER

SACHA WASHINGTON	4	26
MIKAYLA BLAKES	1	1
AIYANA MITCHELL	1	1
AUBREY GALVAN	1	1
JUSTINE PISSOTT	1	1
AALYAH DEL ROSARIO*	--	1
NDJAKALENGA MWENENTANDA*	--	1

CURRENT DOUBLE-DIGIT SCORING STREAK

38 • MIKAYLA BLAKES

CONSECUTIVE GAMES W/ MADE 3-POINTER

20 • JUSTINE PISSOTT

CONSECUTIVE GAMES W/ AN ASSIST

36 • MIKAYLA BLAKES

CONSECUTIVE GAMES W/ A STEAL

3 • AIYANA MITCHELL

CONSECUTIVE GAMES W/ A BLOCK

4 • JUSTINE PISSOTT

* PLAYED AT ANOTHER SCHOOL





PLAYER QUICK NOTES

**1 • MIKAYLA BLAKES**

G • 5-8 • So. • Somerset, N.J. (Rutgers Prep HS)
Medicine, Health & Society

	GP-GS	MIN/G	FG%	3FG%	FT%	R/G	A/G	STL	BLK	PTS/G
25-26	19-19	32.5	.460	.321	.841	3.6	4.4	3.3	0.3	25.0
CAREER	52-51	32.3	.458	.334	.869	3.5	3.6	2.7	0.3	23.9

- Ranks 2nd in NCAA in scoring at 25.0 ppg
- Her 38-game double-digit scoring streak is the 3rd-longest active in NCAA
- NCAA Freshman Single-Game Scoring Record Holder w/ 55 pts at Auburn on 2/16/25
- SEC & Vanderbilt Single-Game Scoring Record Holder (55 pts, at Auburn, 2/16/25)
- Six-time All-American & USBWA National FOTY ('25)
- Scored double figures in 51 of her 52 career gms

TOP GAMES

'25-26 SEASON	CAREER
PTS 38 • at Miss. State (01/15/26)	PTS 55 • at Auburn (02/16/25)
REB 10 • at Western Ky. (11/19/25)	REB 10 • at Western Ky. (11/19/25)
AST 8 • at Arkansas (01/01/26)	AST 8 • 2x, Last: at Arkansas (01/01/26)

**2 • JADA BROWN**


G • 5-8 • Sr. • Bentonville, Ark. (Bentonville HS)
Human & Organizational Development • (Jay-Duh)

	GP-GS	MIN/G	FG%	3FG%	FT%	R/G	A/G	STL	BLK	PTS/G
25-26	19-0	21.6	.397	.400	.846	1.4	1.8	1.3	0.1	4.6
CAREER	83-22	15.1	.323	.318	.811	1.0	0.9	0.6	0.0	3.0

- Kay Yow Servant Leadership Recipient
- Scored season-high 12 points vs. Stonehill (12/28/25)
- Averaging career-best 4.6 ppg in '25-26
- Two-time SEC Winter Academic Honor Roll
- TikTok account generated 5.7 millions likes & 109,000 followers

TOP GAMES

'25-26 SEASON	CAREER
PTS 12 • Stonehill (12/28/25)	PTS 12 • 2x, Last: Stonehill (12/28/25)
REB 3 • 2x, Last: at Arkansas (01/01/26)	REB 4 (4x) • Last: Radford (12/31/22)
AST 6 • at Texas A&M (01/11/26)	AST 6 • at Texas A&M (01/11/26)

**3 • AUBREY GALVAN**

G • 5-6 • Fr. • Deerfield, Ill. (Wilmette Loyola Academy)
Undeclared

	GP-GS	MIN/G	FG%	3FG%	FT%	R/G	A/G	STL	BLK	PTS/G
25-26	19-19	33.1	.390	.327	.765	3.2	6.3	3.0	0.1	11.5
CAREER	19-19	33.1	.390	.327	.765	3.2	6.3	3.0	0.1	11.5

- Leads all NCAA FR in assists/game (6.3) & ast (119)
- Ranks 11th in NCAA in assists & 12th in assists per gm
- First NCAA player since at least 1999-00 to begin career with 7-plus assists & 7-plus rebounds
- Tied Vandy FR. Single-Gm Records for most assists (15) and steals (9) vs. TSU on Nov. 23, 2025
- Works out with WNBA All-Star Jewell Loyd

TOP GAMES

'25-26 SEASON	CAREER
PTS 19 • Missouri (01/08/26)	PTS 19 • Missouri (01/08/26)
REB 9 • vs. California (11/3/25)	REB 9 • vs. California (11/3/25)
AST 15 • Tennessee St. (11/23/25)	AST 15 • Tennessee St. (11/23/25)

**4 • MADISON GREENE**

G • 5-6 • Jr. • Columbus, Ohio (Pickerington Central HS)
Medicine, Health & Society

	GP-GS	MIN/G	FG%	3FG%	FT%	R/G	A/G	STL	BLK	PTS/G
25-26	--	--	--	--	--	--	--	--	--	--
CAREER	44-4	20.2	.42.9	.35.4	.81.4	2.0	1.3	1.3	0.0	6.8

- Will miss 2025-26 season due to injury
- Scored a career-high 25 pts at Dayton on 12/19/24
- Led the team in points off the bench at 7.3 ppg in '24-25
- First Dore since 2017-18 to score 25-plus pts off the bench
- Double-digit pts off the bench in 8 games in '24-25

TOP GAMES

'25-26 SEASON	CAREER
PTS -- -- --	PTS 25 • at Dayton (12/19/24)
REB -- -- --	REB 6 • Alabama A&M (12/29/24)
AST -- -- --	AST 6 • Samford (11/22/24)

**8 • AVA BLACK**


G • 5-11 • Fr. • Auburn, N.H. (Tabor Academy)
Undeclared

	GP-GS	MIN/G	FG%	3FG%	FT%	R/G	A/G	STL	BLK	PTS/G
25-26	15-0	11.2	.568	.357	.667	2.8	0.6	0.8	0.1	3.4
CAREER	15-0	11.2	.568	.357	.667	2.8	0.6	0.8	0.1	3.4

- Made her Vandy debut vs. Furman (11/10)
- Scored career-high 11 pts vs. Ala. State (11/21)
- Ranked as one of New England's Top Prospects
- First player from N.H. in program history
- Attended '23 USA U16 National Trials

TOP GAMES

'25-26 SEASON	CAREER
PTS 11 • Alabama State (11/21/25)	PTS 11 • Alabama State (11/21/25)
REB 6 • 2x, Last: Tenn. St. (11/23/25)	REB 6 • 2x, Last: Tenn. St. (11/23/25)
AST 2 • 2x, Last: Tenn. St. (11/23/25)	AST 2 • 2x, Last: Tenn. St. (11/23/25)

**11 • MONIQUE WILLIAMS**


F • 6-3 • Fr. • Perth, Australia (Willeton Senior HS)
Undeclared • (Moh-NEEK)

	GP-GS	MIN/G	FG%	3FG%	FT%	R/G	A/G	STL	BLK	PTS/G
25-26	10-0	4.6	.444	1.000	.333	0.4	0.1	0.0	0.0	1.1
CAREER	10-0	4.6	.444	1.000	.333	0.4	0.1	0.0	0.0	1.1

- Made her Vandy debut vs. Furman (11/10)
- Enrolled after the 2024 Fall semester and begins her in '25-26 with four years of eligibility
- Helped Australia win Silver at the FIBA U20 Women's World Cup & Gold at the FIBA U18 Women's Asia Cup
- Second player from Australia in program history

TOP GAMES

'25-26 SEASON	CAREER
PTS 3 • Texas Southern (12/20/25)	PTS 3 • Texas Southern (12/20/25)
REB 2 • Alabama State (11/21/25)	REB 2 • Alabama State (11/21/25)
AST -- -- --	AST -- -- --

**13 • JUSTINE PISSOTT**

G/F • 6-4 • Sr. • Toms River, N.J. (Tennessee)
Human & Organizational Development • (Pih-SOT)

	GP-GS	MIN/G	FG%	3FG%	FT%	R/G	A/G	STL	BLK	PTS/G
25-26	19-19	27.9	.449	.444	.625	4.5	2.8	0.5	0.7	11.8
CAREER	102-47	16.1	.394	.385	.711	2.2	1.0	0.2	0.4	5.7

- Appeared in 75 games and made 47 starts at Vanderbilt
- Holds a 40.2% 3-point field goal % at Vandy
- Averaging career-best 11.8 ppg in '25-26
- 1st in SEC in 3-Pt Per Gm (3.1) & 3-Pt FGM (59)
- Played at Tennessee as a FR & is the first-known Vandy player to transfer from UT

TOP GAMES

'25-26 SEASON	CAREER
PTS 25 • Texas Southern (12/20/25)	PTS 25 • Texas Southern (12/20/25)
REB 10 • vs. BYU (11/29/25)	REB 10 • vs. BYU (11/29/25)
AST 6 • Furman (11/10/25)	AST 6 • Furman (11/10/25)

**14 • AIYANA MITCHELL**

F • 6-4 • Jr. • Colorado Springs, Colo. (Fountain-Carson HS)
Medicine, Health & Society • (EYE-On-Uh)

	GP-GS	MIN/G	FG%	3FG%	FT%	R/G	A/G	STL	BLK	PTS/G
25-26	19-0	18.1	.674	.000	.589	5.4	0.9	1.1	1.3	7.8
CAREER	67-1	11.6	.604	.000	.598	3.1	0.5	0.6	0.7	4.2

- Leads the team pts off bench at 7.8 ppg
- Ranks 10th in SEC & in Blocks (24)
- Scored double-digits in three-straight games off the bench to begin 2025-26
- Shooting 67.4 percent from the field in '25-26
- Played in a team-best 53-straight games

TOP GAMES

'25-26 SEASON	CAREER
PTS 14 • UAlbany (12/18/25)	PTS 14 • UAlbany (12/18/25)
REB 10 • vs. California (11/3/25)	REB 10 • vs. California (11/3/25)
AST 3 • vs. California (11/3/25)	AST 3 • vs. California (11/3/25)

**15 • NDJAKALENGA MWENENTANDA**

G • 6-2 • Sr. • Sioux Falls, S.D. (Texas)
Undeclared • (JACK-UH-LANG-UH MWEN-EN-TAWN-DUH)

	GP-GS	MIN/G	FG%	3FG%	FT%	R/G	A/G	STL	BLK	PTS/G
25-26	19-19	19.6	.500	.343	.861	3.0	0.9	0.9	0.5	7.6
CAREER	122-37	14.3	.435	.238	.735	2.4	0.8	0.9	0.4	5.0

- Averaging a career-best 7.6 ppg & 50.0 FG% in '25-26
- Made a personal-best 12 3-Pt FGs in '25-26
- Transferred to Vandy after three seasons at Texas
- Ndjakalenga mean "A gift of luck" from her mom's Luba tribe in Democratic Republic of the Congo
- Won 3 Big 12 titles (2 tour., 1 reg.) and 1 SEC reg. season title at Texas
- Played in 10 NCAA Tour. games and 2 Elite Eights

TOP GAMES

'25-26 SEASON	CAREER
PTS 16 • 2x, Last: Virginia (12/03/25)	PTS 19 • Illinois (03/24/25)
REB 7 • Virginia (12/03/25)	REB 11 • at Miss. State (02/27/25)
AST 4 • Furman (11/10/25)	AST 4 • 5x, Last: Furman (11/10/25)

**24 • AGA MAKURAT**

G • 6-2 • Jr. • Sierakowice, Poland (Sopocka Akademia Tenisowa)
Human & Organizational Development • (AH-Gah MOCK-ew-RAH)

	GP-GS	MIN/G	FG%	3FG%	FT%	R/G	A/G	STL	BLK	PTS/G
25-26	17-0	10.0	.418	.389	1.000	1.7	0.7	0.4	0.2	3.6
CAREER	64-3	12.2	.354	.327	.824	1.7	0.6	0.3	0.3	3.7

- Scored a career-high 21 pts vs. Ala. St. (11/21)
- Averaging 3.6 ppg in '25-26
- Member of the Polish National Team
- First player from Poland in program history
- Appeared in 63 career games with three starts at Vanderbilt

TOP GAMES

'25-26 SEASON	CAREER
PTS 21 • Alabama State (11/21/25)	PTS 21 • Alabama State (11/21/25)
REB 5 • 2x, Last: UAlbany (12/18/25)	REB 7 • at South Carolina (1/28/24)
AST 3 • Tennessee State (11/23/25)	AST 3 • 4x, Last: Tenn. St. (11/23/24)





PLAYER QUICK NOTES



30 • TRINITY WILSON


F • 6-3 • So. • Lakeville, Minn. (Lakeville North HS)
Human & Organizational Development

	GP-GS	MIN/G	FG%	3FG%	FT%	R/G	A/G	STL	BLK	PTS/G
25-26	5-0	3.4	1.000	.000	.500	0.6	0.2	0.4	0.0	1.0
CAREER	17-0	4.3	.409	.000	.444	1.1	0.5	0.1	0.1	1.3

- Made season debut vs. Furman (11/10)
- Played in five games, all off the bench,
- Scored career-best 6 pts vs. West Ga. (12/21/24)
- Fourth player from Minnesota in program history and first since 2016-17

TOP GAMES

'25-26 SEASON	CAREER
PTS 2 • 2x, Last: Stonehill (12/28/25)	PTS 6 • West Georgia (12/21/24)
REB 2 • Texas Southern (12/20/25)	REB 5 (2x) • Last: APSU (11/8/24)
AST 1 • Texas Southern (12/20/25)	AST 1 (6x) • Last: Tx South (12/20/25)



32 • AALYAH DEL ROSARIO


C • 6-6 • Jr. • Santo Domingo, D.R. (LSU)
Undeclared • (Ah-LEE-UH)

	GP-GS	MIN/G	FG%	3FG%	FT%	R/G	A/G	STL	BLK	PTS/G
25-26	12-0	6.8	.526	.000	.500	1.6	0.9	0.3	0.9	2.3
CAREER	77-1	8.7	.506	.000	.543	2.7	0.3	0.3	0.6	3.3

- Transferred to Vanderbilt after two seasons at LSU
- Played in 65 games with one start with the Tigers
- Appeared in six NCAA Tournament games and has played in the Elite 8 in each of the last two seasons with the Tigers
- First player from Dominican Republic in program history

TOP GAMES

'25-26 SEASON	CAREER
PTS 5 • 2x, Last: at WKU (11/19/25)	PTS 27 • McNeese St. (12/12/23)
REB 5 • Alabama State (11/21/25)	REB 10 (2x) • Last: Coppin St. (12/20/23)
AST 2 • 3x, Last: Tx South (12/20/25)	AST 2 • 4x, Last: Tx South (12/20/25)



35 • SACHA WASHINGTON

F • 6-2 • Gr. • Lawrenceville, Ga. (Collins Hill HS)
Human & Organizational Development • (Sah-SHUH)

	GP-GS	MIN/G	FG%	3FG%	FT%	R/G	A/G	STL	BLK	PTS/G
25-26	19-19	21.9	.579	.000	.660	7.7	1.5	1.4	0.9	9.5
CAREER	118-91	24.4	.499	.000	.642	7.3	1.1	1.1	1.1	10.1

- Leads team in rebounding (7.7 rpg)
- Active SEC leader in career rebounds w/ 867
- Only active SEC player w/ over 1,000 pts, 800 reb. and 100 blocks in their career
- One of seven active SEC players w/ 1,000-plus career points
- Ranks 6th All-Time at VU in Reb (867) & 10th in blks (125)
- Ranks 28th in school history w/ 1,187 pts
- Has 26 career double-doubles

TOP GAMES

'25-26 SEASON	CAREER
PTS 16 • South Florida (12/15/25)	PTS 33 • vs. La. Tech (12/03/22)
REB 13 • at Arkansas (01/01/26)	REB 17 • Fairfield (11/12/23)
AST 6 • vs. BYU (11/29/25)	AST 7 • Fairfield (11/12/23)



HC • SHEA RALPH

Fifth Season • UConn '01
7-Time NCAA National Champion • 2000 NCAA Final Four MOP

- 92-59 overall record through five seasons at Vanderbilt
- Led the Commodores to each of the last two NCAA Tournaments, marking the first time Vanderbilt has earned consecutive March Madness bids since going to 15-straight from 1999-2014
- First Vanderbilt women's coach to defeat Tennessee twice in the same season (2024-25)
- Guided Vanderbilt to its first NCAA Tournament bid since the 2014 NCAA Tournament in 2023-24 and posted the Dores' first NCAA Tournament victory since 2013
- Posted the largest win improvement from one season to next in school history during the 2023-24 season, as Vandy's 23 victories marked an 11-win improvement from 2022-23
- Guided Vandy to a school record six SEC road wins in '23-'24
- Six players have earned All-SEC honors under Ralph

RALPH COACHING CAREER AT VANDERBILT

SEASON	OVERALL	SEC	SEC FINISH	POSTSEASON
2021-22	16-19	4-12	T-12th	WNIT, Sweet 16
2022-23	12-19	3-13	12th	--
2023-24	23-10	9-7	6th	NCAA, 1st Rd
2024-25	22-11	8-8	T-8th	NCAA, 1st Rd
2025-26	19-0	5-0	--	
TOTAL	92-59	29-40		2 NCAA, 1 WNIT

DORE NOTES

COLLECTING TOP-10 WINS

Vanderbilt's 72-69 win over No. 7/7 Michigan marked the team's second victory over a top-10 team this season. It is the first time since the 2008-09 season that Vandy has knocked off multiple top-10 teams in the same season, as it happened four times in the 2008-09 season.

BALANCED SCORING

Vanderbilt has had three or more players score double-digit points in 18 of its 19 games to open the 2025-26 season. Recently, the Commodores had three player record double-figure points in the Jan. 19 win vs. No. 7/7 Michigan at the Coretta Scott King Classic.

HOT STARTS

A total of four Vandy upperclassmen are off to career-best starts to open the 2025-26 campaign. Senior Justine Pissott (11.8 ppg), junior Aiyana Mitchell (7.8 ppg), graduate Ndjakalenga Mwenentanda (7.6 ppg) and senior Jada Brown (4.6 ppg) are all posting career-high scoring averages through the first 19 games of the season.

TALL DORES

Vanderbilt has eight players who are 6-2 or taller on its 2025-25 season, with the tallest player being 6-6 center Aalyah Del Rosario. The 2025-26 Commodores hold an average height of 6-1, a growth spurt of four inches compared to their team average height of 5-10 from a season ago.

The increase in height on the roster has allowed the Dores to rank 40th in the NCAA in blocks per game at 4.6. Junior Aiyana Mitchell is 10th in the SEC in blocks with 24, while her 1.26 blocks per game is 11th-best in the conference.

DORES PUTTING UP THE POINTS

Vanderbilt is putting up 86.1 points per game through 19 contests this season, which is the 10th-highest scoring average in the nation.

The Dores have scored 85-plus points in 12 games this season, while they've eclipsed the 80-point plateau in 13 of the last 16 games coming into Thursday.

On Dec. 28, Vandy posted a 109-50 win over Stonehill, as the 109 point are the most the Dores have scored in a game under head coach Shea Ralph.





DORE NOTES

TEAMWORK MAKES THE DREAM WORK

The Commodores rank in the top 10 nationally in assists per game and assist-to-turnover ratio. Vanderbilt is sixth in the nation in assists per game at 20.6, while the Does' 1.67 assist-to-turnover ratio ranks fifth in NCAA Division I.

Freshman Aubrey Galvan (17th; 2.70) ranks in the top 20 nationally in assist-to-turnover ratio and also sits in the top 12 in the country in assists (11th; 119) and assists per game (12th; 6.3). Galvan leads all freshmen nationally in assists per game and total assists.

RECEIVING HIGH MARKS NATIONALLY

Vanderbilt ranks in the top 25 nationally in 13 different categories. That includes winning percentage (1st; 100%), assist-to-turnover ratio (5th; 1.67), turnover margin (7th; 9.68), 3-pointers per game (5th; 10.0), assist per game (6th; 20.6), scoring margin (8th; 27.9), scoring offense (10th; 86.1), field goal percentage (14th; 47.5), steals per game (17th; 12.6), turnovers per game (15th; 12.3), 3-point percentage (16th; 37.0), turnovers forced per game (19th; 22.00), 3-point attempts per game (19th; 27.1).

MITCH'S BREAKOUT

Junior Aiyana Mitchell has enjoyed a breakout to open the 2025-26 season, as the 6-4 forward is averaging a career-best 7.8 points and 5.4 per game off the bench. Mitchell opened the season with three-straight double-digit scoring performances and scored a career-high 16 points vs. Stonehill on Dec. 28.

SACHA & MIKAYLA MOVING UP THE VANDY SCORING LIST

Graduate Sacha Washington and sophomore Mikayla Blakes are each climbing up the Vanderbilt all-time scoring list this season. The Commodore duo are just one of two sets of teammates in the SEC to have scored 1,000-plus career points, joining LSU who has three players.

Blakes, who became the fastest Commodore to score 1,000 career points earlier this season, is 25th on Vandy's all-time scoring list with 1,244 points. She needs four points to move past Misty Lamb (1,247; 1990-93) for 24th on the list and 52 points to move into 23rd, which is held by Na'Sheema Hillmon (1,295; 1995-98).

Washington is currently 28th on Vanderbilt's all-time scoring list with 1,189 points. She needs four points to move past Hannah Tuomi (1,192; 2008-11) for 27th and 52 points to move past Carolyn Peck (1,240; 1985-88) for 26th.

TV READY

Vanderbilt has 12 nationally televised games during the 2025-26. Vanderbilt plays on ESPN, ESPN2, or ESPNU a total of six times and will have five games on SEC Network in 2025-26. The Does play once on FOX for the Coretta Scott King Classic on Jan. 19.

NONCONFERENCE DOMINATION

The Commodores are 63-19 against nonconference foes in the Ralph era. Vanderbilt has won 20 consecutive regular-season games against non-SEC teams.

ROAD WARRIORS

The Commodores are 9-0 in road and neutral site games this season. Since the start of the 2023-24 campaign, the Does are 29-12 in contests outside of Memorial Gymnasium.

AUBREY THE BALLER

Freshman Aubrey Galvan has made an immediate impact on Vanderbilt, as the 5-6 point guard leads all NCAA Division I freshmen in assists (119) and assist per game (6.3). The Deerfield, Illinois, native ranks in the top 12 nationally in both assists (11th) and assists per game (12th).

Galvan is the first NCAA Division I women's basketball player since at least 1999-00 to register 7-plus assists and 7-plus rebounds in back-to-back games to begin her career. She dished out seven assists and pulled down nine rebounds vs. California in her collegiate debut in Paris, France, on Nov. 3, then had eight assists and seven rebounds vs. Furman on Nov. 10.

The point guard set the Vanderbilt freshman single-game records for most assists and most steals in a game, as Galvan had 15 helpers and nine steals against Tennessee State on Nov. 23.

RETURNING TO THE GARDEN STATE

Monday's contest in the Coretta Scott King Classic will be a homecoming for a pair of Commodores, as senior Justine Pissott and sophomore Mikayla Blakes return to their home state. Pissott is a Tom Rivers, New Jersey, native and had an illustrious prep career at Red Bank Catholic High School in Red Bank. Blakes is from Somerset, New Jersey, and had a standout career at Rutgers Prep in Franklin Township.

The Garden State talents earned McDonald's All-American honors during their prep careers. Both were five-star recruits and ranked inside the top-12 in the ESPNW/HoopGurlz Top 100 in their respective classes.

ANOTHER TOP-10 PERFORMANCE FOR BLAKES

All-American Mikayla Blakes' 38-point effort at Mississippi State on Jan. 15 marked the ninth-most points scored in a contest in Vanderbilt history. It is the sophomore's third top-10 scoring performance during her time at Vandy, as she holds the school record for most points scored in a game with 55 at Auburn on Feb. 16, 2025, and her 53 points at Florida on Jan. 30, 2025, rank second-most in school history.

SECURING A TOP-FIVE WIN

Vanderbilt collected its first win over a consensus top-five team in 18 seasons when the Does knocked off then-No. 5/5 LSU, 65-61, at Memorial Gymnasium on Jan. 4.

The last time Vandy beat a team placed inside the top five in both major college women's basketball polls came during the 2008-09 season, when Vandy beat No. 3/3 Auburn, 73-70, at Memorial Gym on Feb. 19, 2009.

A RANKED MATCHUP ON WEST END

The Jan. 4 contest between then No. 12/11 Vanderbilt and then-No. 5/5 LSU marked the first time a ranked Vanderbilt team has hosted a ranked opponent at Memorial Gym since the 2013-14 season. The last time took place on Feb. 2, 2014, when the No. 16/18 Commodores defeated No. 17/15 Texas A&M, 71-59.

Additionally, it was the first top-15 women's basketball matchup at Memorial Gym since 2006-07, when No. 12/12 Vanderbilt posted a 68-58 victory over No. 7/7 LSU on Feb. 22, 2007.

SEC HOME OPENERS

Vanderbilt is 18-5 all-time in SEC home openers. The Commodores are 4-1 under Shea Ralph in the first conference home game of the season. Vanderbilt has won three-straight SEC home openers.





DORE NOTES

NATIONALLY RECOGNIZED

The national honors are rolling in for Vanderbilt women's basketball All-American Mikayla Blakes on the week of Jan. 5-6, as the sophomore has picked up weekly national honors from four different major media outlets.

Blakes averaged 33.5 points, 6.0 assists and 3.0 steals per game to help the Commodores win back-to-back SEC games to open league play. The Somerset, New Jersey, native's efforts earned her National Player of the Week selections from the Naismith Trophy, the Associated Press, and the United States Basketball Writers Association (USBWA). Blakes was also named to the NCAA's Starting 5 for this week.

The sophomore put on a show in front of a nationally-televised audience on ESPN, as Blakes scored 32 points and dished out four assists to help the Dores defeat No. 5/5 LSU, 65-61, at Memorial Gym this past Sunday.

TAKING CARE OF BUSINESS AT HOME AGAINST NONCONFERENCE

The Dores have won 28-straight nonconference home games dating back to the 2022-23 season. Vanderbilt is 41-3 inside Memorial Gym against non-league teams under head coach Shea Ralph. Overall, Vandy is 55-21 at home under Ralph's direction.

MIKAYLA'S RECORD-SETTING 1,000 POINTS

Sophomore Mikayla Blakes became the fastest Vanderbilt and SEC women's basketball player in the NCAA era to score 1,000 career points with a 28-point outing against Virginia on Dec. 3. Blakes accomplished the feat in 42 games, breaking the previous school record of 57 games held by Chantelle Anderson.

The Vanderbilt All-American is the ninth NCAA women's basketball player to score 1,000 career points in 42 games or fewer since the 1981-82 season. Overall, Blakes is the 13th women's college basketball player to reach the 1,000-point plateau in 42 games or less.

WELL-TRAVELED COMMODORES

Vanderbilt opened the 2025-26 season with a long excursion, as the Commodores endured a 10-day stretch from Oct. 26 to Nov. 4 where they traveled roughly 9,458 miles.

The Commodores began the season playing in a pair of premier women's basketball events. Vandy defeated Memphis, 104-68, in an exhibition game at the FedExForum for the 2025 Hoops for St. Jude® Tip Off Classic. After making the 424-mile round-trip to Memphis, the Dores traveled roughly 9,000 miles round-trip to Paris, France for Oui-Play Paris 2025. The Dores spent Oct. 29-Nov. 4 in the City of Light, and knocked off California, 74-65, on Nov. 3.

JUSTINE'S BIG THANKSGIVING WEEKEND

Senior Justine Pissott had a massive Thanksgiving weekend at the Paradise Jam, as the 6-4 guard was selected to the Island Division All-Tournament team after averaging 17.5 points, 8.0 rebounds and 3.0 assists in a pair of wins to help the Dores win the Paradise Jam Island Division. She hit nine 3-pointers in total in the U.S. Virgin Islands and shot an even 50 percent from behind the arc.

Pissott recorded her first career double-double in Game 2 at the Paradise Jam, as she tallied 18 points to go along with a personal-best 10 rebounds in a victory over BYU.

BLAKES FEAST ON THANKSGIVING

Sophomore Mikayla Blakes scored a season-high 35 points in Thursday's win over Oregon State at the Paradise Island Jam. The guard was efficient throughout the evening for the Commodores, as Blake shot 54.5 percent from the field, going 12-of-22. Her 35-point performance against the Beavers marks the seventh time Blakes has registered 30-plus points in her collegiate career, while it is her second 30-point game of this season. All 35 points Blakes scored came in the first three quarters of play, as the Dores maintained a 20-plus-point lead in the final frame.

AUBREY'S RECORD-MATCHING PERFORMANCE AGAINST TSU

Aubrey Galvan dished out 15 assists and had nine steals to tie the Vandy freshman single-game record in the victory over Tennessee State on Nov. 23. Her 15 helpers against the Tigers matched Ashley Smith's freshman program record, which she set on Nov. 29, 1998, against Hampton. Galvan's nine steals vs. TSU equaled Deborah Denton's record set against New Mexico State on Jan. 4, 1987.

DOUBLE TROUBLE AGAINST THE LADY TIGERS

Graduate Sacha Washington and freshman Aubrey Galvan each had a double-double in Sunday's 99-43 victory over Tennessee State. Washington posted her second double-double of the season with a 13-point, 10-rebound effort against the Lady Tigers, while Galvan flirted with a triple-double, as she scored 16 points to go along with 15 assists and nine steals. It marked the first time a pair of Commodores had a double-double in the same game since Dec. 14, 2024, against Evansville.

WASHINGTON'S DOUBLE-DOUBLE IN CLARKSVILLE

Graduate Sacha Washington recorded a double-double in the win at Austin Peay, as the 6-2 forward scored 10 points and pulled down 10 rebounds. It is Washington's 23rd career double-double at Vanderbilt, while it is her first since March 20, 2024, after she missed last season due to a medical condition.

AUBREY IN PARIS

Freshman Aubrey Galvan flirted with a triple-double in her Vanderbilt debut, as the 5-6 guard collected nine rebounds, seven points and seven assists against California in Paris.

Galvan's nine rebounds are the most by a Commodore freshman in their debut since Koi Love's 10-carom effort against Jacksonville State on Nov. 5, 2019.

Her seven assists are the most by a Vanderbilt freshman in their debut since Minta Spears had seven assists against Mississippi Valley State on Nov. 15, 2015.

MITCH'S DOUBLE-DOUBLE OFF THE BENCH IN PARIS

Junior Aiyana Mitchell collected her first career double-double in the 2025-26 season-opening win over California. The 6-4 forward scored a personal-best 12 points pulled down 10 rebounds and had three assists, blocks and steals each in a career-high 25 minutes off the bench. Mitchell is the first Commodore to register a double-double in a reserve role since Leilani Kapinus had an 11-rebound, 10-point effort against Evansville on Dec. 14, 2024.

ELITE SCORER RETURNS

Vanderbilt sophomore Mikayla Blakes returns the fourth-highest scoring average in all of NCAA Division I, as last year's USBWA Tamika Catchings National Freshman of the Year returns 23.3 points per game from a season ago. Blakes is also the top returning scorer among all returning SEC players this season.



DORE NOTES

WELCOME BACK SACHA

Vanderbilt graduate Sacha Washington played in her first official game for the Commodores in 957 days in Paris after she redshirted the 2024-25 campaign due to a medical condition. The 6-2 forward registered 10 points, eight rebounds and a team-high four steals in 27 minutes of action. It was her 50th career game with 10 points or more.

SEC PROJECTIONS

Expectations are high for the Commodores coming into the 2025-26 season, as the Commodores had their highest placement in the preseason SEC polls under Shea Ralph. Vanderbilt was selected to finish seventh in the preseason SEC media poll, while the league's coaches projected an eighth-place finish for the Dore. Vanderbilt has posted back-to-back non-losing campaigns in SEC play, winning a total of 17 conference games over the last two seasons.

Sophomore Mikayla Blakes earned preseason first-team All-SEC honors from both the coaches and media. The guard is the top returning scorer in the SEC this season, as she averaged 23.3 points per game as a freshman a season ago.

ONE OF THE SEC'S BEST RETURNS

Graduate Sacha Washington returns to action after missing the 2024-25 campaign with a medical issue. Now with a clean bill of health, the 6-2 forward looks to pick up where she left off in 2022-23. Washington is the only active SEC player to collect over 1,000 points, 700 rebounds, and 100 blocks in their career.

She became the 41st Commodore to score 1,000 career points during Vanderbilt's 2024 NCAA Tournament run. She comes into the year having amassed 1,008 points, 720 rebounds, 108 blocks, and 105 assists in 99 career games with 72 starts.

2025-26 ROSTER BREAKDOWN

Vanderbilt returns seven players from last season's squad and rounded out the roster with five newcomers. The Commodores also welcomed back the return of graduate Sacha Washington after she redshirted last season due to a medical condition.

Sophomore Mikayla Blakes is the lone returning starter from last year's 22-win team, while Washington has started in 72 career games at Vanderbilt and has averaged double-digit points in each of her three seasons at Vandy. Along with Blakes, the Commodores bring back Jada Brown, Madison Greene, Justine Pissott, Aiyana Mitchell, Aga Makurat and Trinity Wilson.

The Dore brought in a pair of NCAA Division I transfers and three high schoolers. Graduate Ndjakalenga Mwenentanda and junior Aalyah Del Rosario bring ample March Madness experience, playing in a combined 16 NCAA Tournament games. Mwenentanda, a 6-2 guard, comes to the Music City after a three-year tenure at Texas, where she started for the Longhorns in the Sweet 16, Elite 8 and Final Four. Del Rosario, a 6-6 center, transferred in from LSU, where she was an All-SEC freshman team selection in 2023-24.

Freshmen Ava Black, Aubrey Galvan and Monique Williams round out the roster. Williams enrolled at Vanderbilt for the 2025 Spring semester and practiced with the team. Black and Galvan come to the program with high profiles, with Black being ranked as one of New England's top prospects and Galvan being the MaxPreps Illinois Player of the Year.



2025-26 HONORS & AWARDS

MIKAYLA BLAKES • So. • 5-8 • G • Somerset, N. J.

- Co-SEC Player of the Week (Jan. 20)
- TWSA Player of the Week (Jan. 14)
- USA Basketball 2025 5-on-5 Female Athlete of the Year (Jan. 8)
- Naismith Trophy Midseason Top 25 National Player of the Year Watch list (Jan. 7)
- AP National Player of the Week (Jan. 6)
- USBWA Ann Meyers Drysdale National Players of the Week (Jan. 6)
- SEC Co-Player of the Week (Jan. 6)
- NCAA Starting Five (Jan. 5)
- Naismith Trophy National Player of the Week (Jan. 5)
- TWSA Player of the Week (Dec. 9)
- NCAA Starting Five (Dec. 9)
- SEC Co-Player of the Week (Dec. 2)
- USBWA Ann Meyers Drysdale National Players of the Week (Dec. 2)
- Paradise Jam Island Division MVP (Nov. 29)
- Paradise Jam Island Division All-Tournament Team (Nov. 29)
- USBWA Ann Meyers Drysdale Player of the Year Preseason Watch List (Nov. 7)
- WBCA Wade Trophy Player Watch List (Nov. 5)
- USA Today Sports Network Preseason All-America Second Team (Oct. 31)
- Jersey Mike's Naismith Trophy Women's College Player of the Year Watch List (Oct. 30)
- The Athletic Preseason All-America First Team (Oct. 28)
- Preseason Ann Meyers Drysdale Shooting Guard of the Year Award Watch List (Oct. 28)
- Preseason All-SEC First Team - Coaches (Oct. 22)
- Preseason All-SEC First Team - Media (Oct. 13)

SACHA WASHINGTON • Gr. • 6-2 • F • Lawrenceville, Ga.

- Preseason Katrina McLain Power Forward of the Year Award Watch List (Oct. 30)

AALYAH DEL ROSARIO • Jr. • 6-6 • C • Santo Domingo, D.R.

- Preseason Lisa Leslie Center of the Year Award Watch List (Oct. 31)

JADA BROWN • Sr. • 5-8 • G • Bentonville, Ark.

- Kay Yow Servant Leader Award

AUBREY GALVAN • Fr. • 5-6 • G • Deerfield, Ill.

- SEC Freshman of the Week (Jan. 20)
- SEC Co-Freshman of the Week (Jan. 6)
- SEC Co-Freshman of the Week (Nov. 25)
- NCAA Starting Five (Nov. 25)

JUSTINE PISSOTT • Sr. • 6-4 • G/F • Toms River, N.J.

- Paradise Jam Island Division All-Tournament Team (Nov. 29)

HONORS & AWARDS NOTES

BLAKES AND GALVAN EARN SEC WEEKLY HONORS - JAN. 6

Vanderbilt's backcourt duo of Mikayla Blakes and Aubrey Galvan picked up a weekly award from the conference office on Jan. 6, as Blakes was named SEC Co-Player of the Week and Galvan was selected as SEC Co-Freshman of the Week. It is the second time each player has earned a weekly accolade from the SEC this season.

BLAKES NAMED SEC PLAYER OF THE WEEK (DEC. 2)

Mikayla Blakes' Thanksgiving weekend feast at the 2025 U.S. Virgin Islands Paradise Jam earned her SEC Co-Player of the Week honors, as the All-American captures her first weekly award from the conference this season.

Blakes was named the Island Division MVP at the Paradise Jam after averaging 31.0 points, 5.0 assists, 4.0 rebounds and 3.0 steals per game. Her efforts helped the Commodores go 2-0 in the U.S. Virgin Islands to win the Island Division title. The Vanderbilt guard shares the SEC Player of the Week honor with Rori Harmon of Texas.

It is the second time that the sophomore has won SEC Player of the Week, as she previously earned the distinction during her freshman campaign on Feb. 11, 2025. It is Blakes' ninth SEC weekly award in her career, as she was named SEC Freshman of the Week a school-record seven times last season.

BLAKES SELECTED TO USBWA ANN MEYERS DRYSDALE NATIONAL PLAYERS OF THE WEEK (DEC. 2)

Blakes' high-end performance in the U.S. Virgin Islands also earned her a spot on the USBWA Ann Meyers Drysdale National Players of the Week honors. She was one of five players named to this week's squad. It is the first time this season she has been selected to the USBWA's national team of the week.

GALVAN NAMED SEC FRESHMAN OF THE WEEK (NOV. 25)

Aubrey Galvan was named the SEC Co-Freshman of the Week after she tied a pair of school freshman single-game records.

The point guard matched the Vanderbilt freshman single-game record for assists, as well as the freshman single-game record for most steals against Tennessee State. The point guard recorded 15 assists and nine steals against the Lady Tigers in last Sunday's 99-43 victory.

Her 15 helpers vs. TSU matched Ashley Smith's Vanderbilt freshman record for most assists in a game, which she set on Nov. 29, 1998, against Hampton. Her nine steals equaled Deborah Denton's freshman single-game record set against New Mexico State on Jan. 4, 1987.

The Deerfield, Illinois, native averaged 10.3 assists, 7.7 points, 3.7 steals and 3.3 rebounds to help No. 17-ranked Vanderbilt go 3-0 this past week. The guard dished out eight or more assists in all three contests, as she shares SEC Freshman of the Week honors with Alabama's Ace Austin.

TRIO OF DORES RECEIVE PRESEASON HONORS

Vanderbilt had three players selected to a preseason watch list for the Naismith Basketball Hall of Fame Starting 5 Awards. Graduate Sacha Washington was named to the Katrina McClain Power Forward of the Year Award, while sophomore Mikayla Blakes was selected to the Ann Meyers-Drysdale Shooting Guard of the Year Award and junior Aalyah Del Rosario earned a spot on the Lisa Leslie Center of the Year Award.



SEC WEEKLY AWARDS

SEC PLAYER OF THE WEEK

Week 1: Liv McGill, Florida
Week 2: Joyce Edwards, South Carolina
Week 3: Clara Strack, Kentucky
Week 4: Mikayla Blakes, Vanderbilt/Rori Harmon, Texas
Week 5: Madina Okot, Mississippi State
Week 6: Raegan Beers, Oklahoma/Madison Booker, Texas
Week 7: Joyce Edwards, South Carolina
Week 8: Favour Nwaedozi, Mississippi St./ Me'Arah O'Neal, Florida
Week 9: Mikayla Blakes, Vanderbilt/Tonie Morgan, Kentucky
Week 10: Jessica Timmons, Alabama/ Cotie McMahon, Ole Miss
Week 11: Mikayla Blakes, Vanderbilt/ Dani Carnegie, Georgia

SEC FRESHMAN OF THE WEEK

Week 1: Bonnie Deas, Arkansas
Week 2: Aaliyah Chavez, Oklahoma
Week 3: Aubrey Galvan, Vanderbilt/Ace Austin, Alabama
Week 4: Aaliyah Chavez, Oklahoma
Week 5: Aaliyah Chavez, Oklahoma
Week 6: Aaliyah Chavez, Oklahoma/Mia Pauldo, Tennessee
Week 7: Harissoum Coulibaly, Auburn/Grace Knox, LSU
Week 8: Jaylah Lampley Mississippi State
Week 9: Aubrey Galvan, Vanderbilt/ Aaliyah Chavez, Oklahoma
Week 10: Mia Pauldo, Tennessee
Week 11: Aubrey Galvan, Vanderbilt



**WOMEN'S
BASKETBALL**

SEC PRESEASON POLLS

2025-26 PRESEASON SEC WOMEN'S BASKETBALL COACHES POLL

- | | |
|-------------------|-----------------------|
| 1) Texas | 9) Alabama |
| 2) South Carolina | 10) Florida |
| 3) LSU | 11) Georgia |
| 4) Oklahoma | 12) Mississippi State |
| 5) Tennessee | 13) Texas A&M |
| 6) Ole Miss | 14) Missouri |
| 7) Kentucky | 15) Auburn |
| 8) Vanderbilt | 16) Arkansas |

SEC PRESEASON PLAYER OF THE YEAR - COACHES

Madison Booker, Texas

ALL-SEC FIRST TEAM - COACHES

Flau'Jae Johnson, LSU
Mikaylah Williams, LSU
Raegan Beers, Oklahoma
Joyce Edwards, South Carolina
Ta'Niya Latson, South Carolina
Talaysia Cooper, Tennessee
Madison Booker, Texas
Mikayla Blakes, Vanderbilt

ALL-SEC SECOND TEAM - COACHES

Essence Cody, Alabama
Liv McGill, Florida
Teonni Key, Kentucky
Clara Strack, Kentucky
MiLaysia Fulwiley, LSU
Cotie McMahon, Ole Miss
Payton Verhulst, Oklahoma
Rori Harmon, Texas

2025-26 PRESEASON SEC WOMEN'S BASKETBALL MEDIA POLL

- | | |
|-------------------|-----------------------|
| 1) South Carolina | 9) Alabama |
| 2) Texas | 10) Mississippi State |
| 3) LSU | 11) Florida |
| 4) Tennessee | 12) Georgia |
| 5) Oklahoma | 13) Missouri |
| 6) Ole Miss | 14) Texas A&M |
| 7) Vanderbilt | 15) Auburn |
| 8) Kentucky | 16) Arkansas |

SEC PRESEASON PLAYER OF THE YEAR - MEDIA

Madison Booker, Texas

ALL-SEC FIRST TEAM - MEDIA

Flau'Jae Johnson, LSU
Reagan Beers, Oklahoma
Joyce Edwards, South Carolina
Madison Booker, Texas
Mikayla Blakes, Vanderbilt

ALL-SEC SECOND TEAM - MEDIA

Clara Strack, Kentucky
Mikaylah Williams, LSU
Cotie McMahon, Ole Miss
Ta'Niya Latson, South Carolina
Talaysia Cooper, Tennessee
Rori Harmon, Texas



2025-26 STATISTICAL RANKINGS

Statistic	RANKING (as of Jan. 20)		
	NCAA	SEC	VALUE
Assist/Turnover Ratio (359 ranked)	5	2	1.67
Assists Per Game (359 ranked)	6	2	20.6
Bench Points Per Game (359 ranked)	143	7	20.6
Blocks Per Game (359 ranked)	40	9	4.6
Field Goal Percentage (359 ranked)	14	4	47.5
Field Goal Percentage Defense (359 ranked)	95	11	38.3
Fouls Per Game (359 ranked)	41	4	14.4
Free Throw Attempts Per Game (359 ranked)	135	11	18.05
Free Throw Percentage (359 ranked)	90	3	73.5
Free Throws Made Per Game (359 ranked)	104	11	13.26
Rebound Margin (359 ranked)	102	12	4.1
Rebounds (Defensive) Per Game (359 ranked)	273	15	23.7
Rebounds (Offensive) Per Game (359 ranked)	47	8	14.5
Rebounds Per Game (359 ranked)	132	14	38.16
Scoring Defense (359 ranked)	48	9	58.2
Scoring Margin (359 ranked)	8	4	27.9
Scoring Offense (359 ranked)	10	5	86.1
Steals Per Game (359 ranked)	17	3	12.6
Three Point Attempts Per Game (359 ranked)	19	3	27.1
Three Point Percentage (359 ranked)	16	4	37.0
Three Point Percentage Defense (359 ranked)	175	12	30.1
Three Pointers Per Game (359 ranked)	5	1	10.0
Turnover Margin (359 ranked)	7	2	9.68
Turnovers Forced Per Game (359 ranked)	19	3	22.00
Turnovers Per Game (359 ranked)	15	3	12.3
Winning Percentage (356 ranked)	1	1	100.0

INDIVIDUAL

RANKING (as of Jan. 20)
NCAA SEC VALUE

MIKAYLA BLAKES

Assist/Turnover Ratio	72	11	1.87
Assists	68	8	84
Assists Per Game	80	8	4.4
Field Goal Attempts	5	2	352
Field Goal Percentage	146	16	46.0
Field Goal Made	8	3	162
Free Throw Attempts	8	1	126
Free Throw Percentage	72	3	84.1
Free Throw Made	4	1	106
Points Scored	2	1	475
Points Per Game	2	1	25.0
Steals	11	3	62
Steals Per Game	16	5	3.26
Three Point Attempts	24	4	140
Three Point Percentage	171	13	32.1
Three Pointers Made	61	8	45
Three Pointers Per Game	81	6	2.37

AUBREY GALVAN

Assist/Turnover Ratio	17	4	2.70
Assists	11	3	119
Assists Per Game	12	4	6.3
Minutes Per Game	140	5	33.09
Steals	19	5	57
Steals Per Game	22	6	3.00
Three Point Attempts	133	11	110
Three Pointers Per Game	211	16	1.89

JUSTINE PISSOTT

Three Point Attempts	33	5	133
Three Point Percentage	14	2	44.4
Three Pointers Made	6	1	59
Three Pointers Per Game	8	1	3.11

SACHA WASHINGTON

Rebounds	93	12	147
Offensive Rebounds Per Game	15	2	4.1
Rebounds Per Game	138	9	7.7

AIYANA MITCHELL

Blocks	98	10	24
Blocks Per Game	115	11	1.26

2025-26 LEADERS & MISCELLANEOUS STATS

Leading Scorer • Season

Mikayla Blakes • 25.0 ppg

Leader in FG% • Season

Mikayla Blakes • 46.0% (162-352)

Leader in FT% • Season

Mikayla Blakes • 84.1% (106-126)

Leader in 3P FG% • Season

Justine Pissott • 44.4% (59-133)

Leader in 3P FGM • Season

Justine Pissott • 59

Leading Rebounder • Season

Sacha Washington • 7.7 rpg

Leader in Assists • Season

Aubrey Galvan • 6.3 apg

Leader in Steals • Season

Mikayla Blakes • 3.3 spg

Leader in Blocks • Season

Aiyana Mitchell • 1.3 bpg

20-Pt Scoring Games

Mikayla Blakes • 14
Justine Pissott • 2
Aubrey Galvan • 1
Aga Makurat • 1

30-Pt Scoring Games

Mikayla Blakes • 5

40-Pt Scoring Games

--

50-Pt Scoring Games

--

Ind. High Points • Game

38 • Mikayla Blakes
at Mississippi State (01/15/26)

Ind. High Rebounds • Game

16 • Sacha Washington
Missouri (01/08/26)

Ind. High FTM • Game

12 • Mikayla Blakes
Virginia (12/3/25)

Ind. High 3P FGM • Game

7 • Justine Pissott
vs. Texas Southern (12/20/25)

Ind. High Assists • Game

15 • Aubrey Galvan
Tennessee State (11/23/25)

Ind. High Blocks • Game

4 • Aiyana Mitchell (3x)
UAlbany (12/18/25)

Ind. High Steals • Game

9 • Aubrey Galvan
Tennessee State (11/23/25)

Longest Scoring Run

27-0 • vs. Tennessee State (11/23/25)

Longest Scoring Run in SEC

15-0 • vs. Missouri (01/08/26)

Longest Opp. Scoring Run

13-0 • vs. Oregon State (11/27/25)

Longest Opp. Scoring Run in SEC

11-0 • vs. LSU (01/04/26)

Largest Margin of Victory

59 pts • 109-50 • Stonehill (12/28/25)

Largest Margin of Victory in SEC

40 pts • 91-51 • at Texas A&M (01/11/26)

Largest Halftime Lead

46 pts • 56-10 • Tennessee St. (11/23/25)

Largest Halftime Lead in SEC

19 pts • 43-24 • at Texas A&M (01/11/26)

Largest Halftime Deficit

6 pts • 22-28 • vs. LSU (01/04/25)

Largest Halftime Deficit in a Win

6 pts • 22-28 • vs. LSU (01/04/25)

Largest Halftime Lead in a Loss

--

Largest Vandy Lead

64 pts • 101-37 • Stonehill (12/28/25)

Largest Vandy Lead in SEC

43 pts • 91-48 • at Texas A&M (01/11/26)

Largest Vandy Deficit

16 pts • 16-32 • vs. BYU (11/29/25)

Largest Vandy Deficit in SEC

7 pts • 18-25 • vs. LSU (01/04/26)

Largest Vandy Lead in a Loss

--

Largest Vandy Deficit in a Win

16 pts • 16-32 • vs. BYU (11/29/25)

Largest Vandy Deficit in a Win in SEC

7 pts • vs. LSU (01/04/26)

Largest 2nd Half Deficit in a Win

7 pts • vs. LSU (01/04/26)

2025-26 SCORING HIGH-LOW QUARTERS

Most 1st Quarter Points Scored

34 • Stonehill • 12/28/25

Most 1st Quarter Points Scored (SEC Games)

27 • Missouri • 01/08/26

Fewest 1st Quarter Points Scored

11 • South Florida • 12/15/25

Fewest 1st Quarter Points Scored (SEC Games)

15 • LSU • 01/04/26

Most 2nd Quarter Points Scored

27 • South Florida • 12/15/25

Most 2nd Quarter Points Scored (SEC Games)

25 • at Texas A&M • 01/11/26

Fewest 2nd Quarter Points Scored

7 • LSU • 01/04/26

Fewest 2nd Quarter Points Scored (SEC Games)

7 • LSU • 01/04/26

Most 3rd Quarter Points Scored

30 (3x) • at Mississippi State • 01/15/26

Most 3rd Quarter Points Scored (SEC Games)

30 (2x) • at Mississippi State • 01/15/26

Fewest 3rd Quarter Points Scored

14 • Last: vs. Michigan • 01/19/26

Fewest 3rd Quarter Points Scored (SEC Games)

20 • LSU • 01/04/26

Most 4th Quarter Points Scored

31 • Missouri • 01/08/26

Most 4th Quarter Points Scored (SEC Games)

31 • Missouri • 01/08/26

Fewest 4th Quarter Points Scored

11 • vs. Michigan • 01/19/26

Fewest 4th Quarter Points Scored (SEC Games)

18 • at Texas A&M • 01/11/26

Most 1st Quarter Points Allowed

28 • vs. BYU • 11/29/25

Most 1st Quarter Points Allowed (SEC Games)

23 • Missouri • 01/08/26

Fewest 1st Quarter Points Allowed

5 • Texas Southern • 12/20/25

Fewest 1st Quarter Points Allowed (SEC Games)

12 • LSU • 01/04/26

Most 2nd Quarter Points Allowed

25 • vs. Oregon State (11/27/25)

Most 2nd Quarter Points Allowed (SEC Games)

19 • at Mississippi State • 01/15/26

Fewest 2nd Quarter Points Allowed

4 • 2x, Last: Texas Southern • 12/20/25

Fewest 2nd Quarter Points Allowed (SEC Games)

10 • at Texas A&M • 01/11/26

Most 3rd Quarter Points Allowed

23 • Texas Southern • 12/20/25

Most 3rd Quarter Points Allowed (SEC Games)

20 (2x) • at Mississippi State • 01/15/26

Fewest 3rd Quarter Points Allowed

6 • Alabama State • 11/21/25

Fewest 3rd Quarter Points Allowed (SEC Games)

15 (2x) • at Texas A&M • 01/11/26

Most 4th Quarter Points Allowed

29 • at Mississippi State • 01/15/26

Most 4th Quarter Points Allowed (SEC Games)

29 • at Mississippi State • 01/15/26

Fewest 4th Quarter Points Allowed

4 • UAlbany • 12/19/25

Fewest 4th Quarter Points Allowed (SEC Games)

12 • at Texas A&M • 01/11/26





2025-26 OVERALL STATS

Game Records

Record	Overall	Home	Away	Neutral
ALL GAMES	19-0	10-0	5-0	4-0
CONFERENCE	5-0	2-0	3-0	0-0
NON-CONFERENCE	14-0	8-0	2-0	4-0

Score by Periods

Team	1st	2nd	3rd	4th	OT	TOT
Vanderbilt	404	393	465	374	0	1636
Opponents	260	246	285	315	0	1106

Team Box Score

No.	Player				Total		3-Point		F-Throw		Rebounds											
		GP-GS	MIN	AVG	FG-FGA	FG%	3FG-3FGA	3FG%	FT-FTA	FT%	OFF	DEF	TOT	AVG	PF	DQ	A	TO	BLK	STL	PTS	AVG
1	BLAKES, Mikayla	19-19	618:16	32.5	162-352	.460	45-140	.321	106-126	.841	21	48	69	3.6	33	0	84	45	5	62	475	25.0
13	PISSOTT, Justine	19-19	529:26	27.9	80-178	.449	59-133	.444	5-8	.625	19	66	85	4.5	40	0	54	24	14	9	224	11.8
3	GALVAN, Aubrey	19-19	628:40	33.1	85-218	.390	36-110	.327	13-17	.765	7	53	60	3.2	27	0	119	44	1	57	219	11.5
35	WASHINGTON, Sacha	19-19	415:19	21.9	73-126	.579	0-0	.000	35-53	.660	77	70	147	7.7	34	0	29	27	17	26	181	9.5
14	MITCHELL, Aiyana	19-0	344:11	18.1	58-86	.674	0-0	.000	33-56	.589	45	58	103	5.4	36	0	18	22	24	21	149	7.8
15	MWENENTANDA, Ndjakalenga	19-19	371:57	19.6	51-102	.500	12-35	.343	31-36	.861	23	34	57	3.0	29	0	18	16	9	18	145	7.6
2	BROWN, Jada	19-0	410:25	21.6	29-73	.397	18-45	.400	11-13	.846	5	21	26	1.4	23	0	35	18	1	24	87	4.6
24	MAKURAT, Aga	17-0	169:35	10.0	23-55	.418	14-36	.389	2-2	1.000	10	19	29	1.7	13	0	12	7	4	6	62	3.6
8	BLACK, Ava	15-0	167:20	11.2	21-37	.568	5-14	.357	4-6	.667	16	26	42	2.8	24	0	9	8	1	12	51	3.4
32	DEL ROSARIO, Aalyah	12-0	81:58	6.8	10-19	.526	0-0	.000	7-14	.500	8	11	19	1.6	10	0	11	9	11	3	27	2.3
11	WILLIAMS, Monique	10-0	45:45	4.6	4-9	.444	1-1	1.000	2-6	.333	2	2	4	0.4	2	0	1	1	0	0	11	1.1
30	WILSON, Trinity	5-0	17:08	3.4	1-1	1.000	0-0	.000	3-6	.500	1	2	3	0.6	2	0	1	6	0	2	5	1.0
Team											41	40	81					7				
Total		19	3800		597-1256	.475	190-514	.370	252-343	.735	275	450	725	38.2	273	0	391	234	87	240	1636	86.1
Opponents		19	3800		413-1078	.383	122-405	.301	158-232	.681	231	417	648	34.1	336	4	218	418	39	119	1106	58.2

Team Statistics

	VU	OPP
Scoring	1636	1106
Points per game	86.1	58.2
Scoring margin	+27.9	-
Field goals-att	597-1256	413-1078
Field goal pct	.475	.383
3 point fg-att	190-514	122-405
3-point FG pct	.370	.301
3-pt FG made per game	10.0	6.4
Free throws-att	252-343	158-232
Free throw pct	.735	.681
F-Throws made per game	13.3	8.3
Rebounds	725	648
Rebounds per game	38.2	34.1
Rebounding margin	+4.1	-
Assists	391	218
Assists per game	20.6	11.5
Turnovers	234	418
Turnovers per game	12.3	22.0
Turnover margin	+9.7	-
Assist/turnover ratio	1.7	0.5
Steals	240	119
Steals per game	12.6	6.3
Blocks	87	39
Blocks per game	4.6	2.1
Winning streak	19	-
Home win streak	10	-
Attendance	30378	13855
Home games-Avg/Game	10-3038	5-2771
Neutral site-Avg/Game	-	4-3401

Team Results

Date	Opponent		Score	Att.
11/03/2025	vs California	W	74-65	5712
11/10/2025	Furman	W	96-48	2352
11/12/2025	at Austin Peay	W	75-65	1178
11/19/2025	at Western Ky.	W	87-49	1536
11/21/2025	Alabama St.	W	92-38	3733
11/23/2025	Tennessee St.	W	99-43	2508
11/27/2025	vs Oregon St.	W	88-66	824
11/29/2025	vs BYU	W	84-71	324
12/03/2025	Virginia	W	81-68	2661
12/15/2025	South Fla.	W	87-58	2188
12/18/2025	UAlbany	W	64-35	2221
12/20/2025	Texas Southern	W	96-46	2511
12/28/2025	Stonehill	W	109-50	2487
01/01/2026	at Arkansas	W	88-71	3633
01/04/2026	LSU	W	65-61	6576
01/08/2026	Missouri	W	99-68	3141
01/11/2026	at Texas A&M	W	91-51	3426
01/15/2026	at Mississippi St.	W	89-84	4082
01/19/2026	vs Michigan	W	72-69	6742



Game Records

Record	Overall	Home	Away	Neutral
ALL GAMES	5-0	2-0	3-0	0-0
CONFERENCE	5-0	2-0	3-0	0-0
NON-CONFERENCE	0-0	0-0	0-0	0-0

Score by Periods

Team	1st	2nd	3rd	4th	OT	TOT
Vanderbilt	102	93	122	115	0	432
Opponents	82	72	86	95	0	335

Team Box Score

No.	Player				Total		3-Point		F-Throw		Rebounds											
		GP-GS	MIN	AVG	FG-FGA	FG%	3FG-3FGA	3FG%	FT-FTA	FT%	OFF	DEF	TOT	AVG	PF	DQ	A	TO	BLK	STL	PTS	AVG
1	BLAKES, Mikayla	5-5	177:43	35.5	49-107	.458	14-41	.341	38-41	.927	4	11	15	3.0	9	0	30	13	0	11	150	30.0
3	GALVAN, Aubrey	5-5	164:42	32.9	25-64	.391	12-39	.308	5-6	.833	1	7	8	1.6	7	0	23	11	0	15	67	13.4
13	PISSOTT, Justine	5-5	148:00	29.6	21-48	.438	17-38	.447	2-4	.500	5	12	17	3.4	12	0	12	6	4	1	61	12.2
35	WASHINGTON, Sacha	5-5	130:33	26.1	20-30	.667	0-0	.000	8-17	.471	29	22	51	10.2	10	0	7	6	7	5	48	9.6
15	MWENENTANDA, Ndjakalenga	5-5	95:12	19.0	12-25	.480	3-11	.273	10-11	.909	7	9	16	3.2	8	0	3	2	1	6	37	7.4
14	MITCHELL, Aiyana	5-0	100:50	20.2	13-20	.650	0-0	.000	7-17	.412	8	16	24	4.8	11	0	4	6	5	7	33	6.6
2	BROWN, Jada	5-0	122:01	24.4	8-17	.471	7-14	.500	1-2	.500	2	6	8	1.6	7	0	13	6	0	5	24	4.8
32	DEL ROSARIO, Aalyah	1-0	02:53	2.9	1-1	1.000	0-0	.000	0-0	.000	0	1	1	1.0	0	0	0	2	0	0	2	2.0
24	MAKURAT, Aga	3-0	17:21	5.8	1-3	.333	1-2	.500	0-0	.000	0	3	3	1.0	2	0	1	2	0	0	3	1.0
8	BLACK, Ava	5-0	31:59	6.4	2-5	.400	1-3	.333	0-1	.000	3	3	6	1.2	4	0	1	3	0	0	5	1.0
11	WILLIAMS, Monique	2-0	05:12	2.6	1-1	1.000	0-0	.000	0-0	.000	0	1	1	0.5	0	0	0	0	0	0	2	1.0
30	WILSON, Trinity	1-0	03:35	3.6	0-0	.000	0-0	.000	0-2	.000	0	0	0	0.0	1	0	0	1	0	1	0	0.0
Team											9	12	21					2				
Total		5	1000		153-321	.477	55-148	.372	71-101	.703	68	103	171	34.2	71	0	94	60	17	51	432	86.4
Opponents		5	1000		124-286	.434	34-97	.351	53-69	.768	64	111	175	35.0	108	2	59	105	7	36	335	67.0

Team Statistics

	VU	OPP
Scoring	432	335
Points per game	86.4	67.0
Scoring margin	+19.4	-
Field goals-att	153-321	124-286
Field goal pct	.477	.434
3 point fg-att	55-148	34-97
3-point FG pct	.372	.351
3-pt FG made per game	11.0	6.8
Free throws-att	71-101	53-69
Free throw pct	.703	.768
F-Throws made per game	14.2	10.6
Rebounds	171	175
Rebounds per game	34.2	35.0
Rebounding margin	-0.8	-
Assists	94	59
Assists per game	18.8	11.8
Turnovers	60	105
Turnovers per game	12.0	21.0
Turnover margin	+9.0	-
Assist/turnover ratio	1.6	0.6
Steals	51	36
Steals per game	10.2	7.2
Blocks	17	7
Blocks per game	3.4	1.4
Winning streak	5	-
Home win streak	2	-
Attendance	9717	11141
Home games-Avg/Game	2-4859	3-3714
Neutral site-Avg/Game	-	0-0

Team Results

Date	Opponent			Score	Att.
01/01/2026	at Arkansas	W	88-71		3633
01/04/2026	LSU	W	65-61		6576
01/08/2026	Missouri	W	99-68		3141
01/11/2026	at Texas A&M	W	91-51		3426
01/15/2026	at Mississippi St.	W	89-84		4082



MEMORIAL GYMNASIUM



Memorial Gymnasium, the Southeastern Conference's most historic venue for college basketball, serves as the home court for the Vanderbilt Commodores. Dedicated in 1952 as a memorial to all Vanderbilt men and women who served in World War II, the arena was built as a combination gymnasium and concert hall by the late master architect Edwin Keeble. Decades later, the unique style of Memorial Gym—with its benches on the baselines, a playing court that sits above portions of the crowd and deafening acoustics—continues to make the Commodores' home a dreaded stop for opponents.

“Memorial Magic,” with its capacity crowds, overflowing student section and lively pep band, have assisted in numerous Commodore victories. In the stands, fans across middle Tennessee have helped Memorial Gymnasium rank among the NCAA's top 30 attendance leaders on numerous occasions.

In all, Memorial Gym has been expanded three times. Constructed with a seating capacity of 6,583, the University saw its first need to increase seating in 1965 with the addition of two north-side balconies. Two years later, a pair of balancing balconies were erected on the south side of the gym and dubbed “The Balconies That Clyde Lee Built.”

Capacity has fluctuated throughout the history of the building. It reached its highest number of 15,646 in 1969 when 4,000 seats were added in the east and west ends. When chairback seats in the end zones and suites on the north side were installed in the late 1990s capacity lowered to 14,168. Shortly thereafter, university officials removed portions of media press row on the south side in an effort to expand the student section by nearly 150 seats. Official capacity is now 14,326.

YEAR-BY-YEAR
HOME RECORD

Year	W-L
2025-26	10-0
2024-25	13-4
2023-24	12-5
2022-23	9-7
2021-22	12-5
2020-21*	3-2
2019-20	10-6
2018-19	5-9
2017-18	4-11
2016-17	10-5
2015-16	10-6
2014-15	9-6
2013-14	12-5
2012-13	12-2
2011-12	18-2
2010-11	12-3
2009-10	12-4
2008-09	15-1
2007-08	13-3
2006-07	15-1
2005-06	13-3
2004-05	11-3
2003-04	11-3
2002-03	11-2
2001-02	18-1
2000-01	16-2
1999-00	11-3
1998-99	9-5
1997-98	12-2
1996-97	13-1
1995-96	13-2
1994-95	16-1
1993-94	14-2
1992-93	15-1
1991-92	13-2
1990-91	11-3
1989-90	15-2
1988-89	10-1
1987-88	12-2
1986-87	15-2
1985-86	11-3
1984-85	6-4
1983-84	9-3
1982-83	5-6
1981-82	10-4
1980-81	6-5
1979-80	6-5
1978-79	7-5
1977-78	10-2
Total.....	536-165 (.765)

Vanderbilt has ranked among the top attendance draws in women's basketball over the years. Here is a year-by-year look at VU's home attendance figures, including where the team has ranked nationally in total attendance since the 1999-00 season:

Year	Games	Total	Average	National Rank (Total)
2025-26	10	30,378	3,038	54th
2024-25	17	71,266	4,192	32nd
2023-24	17	47,479	2,793	53rd
2022-23	16	38,640	2,415	57th
2021-22	18	31,211	1,734	51st
2020-21*	5	209	42	—
2019-20	16	37,391	2,369	54th
2018-19	14	33,129	2,366	64th
2017-18	15	42,705	2,847	45th
2016-17	15	42,685	2,846	40th
2015-16	16	46,496	2,906	37th
2014-15	15	53,280	3,552	30th
2013-14	17	66,338	3,902	25th
2012-13	14	56,309	4,022	24th
2011-12	20	82,261	4,113	23rd
2010-11	15	68,828	4,589	20th
2009-10	16	69,521	4,345	21st
2008-09	16	76,150	4,759	18th
2007-08	17	91,279	5,369	17th
2006-07	16	72,215	4,513	23rd
2005-06	16	65,693	4,106	23rd
2004-05	14	51,682	3,692	31st
2003-04	14	44,352	3,168	33rd
2002-03	13	57,709	4,439	21st
2001-02	19	90,800	4,779	16th
2000-01	18	50,650	2,814	36th
1999-00	14	44,982	3,213	30th
1998-99	14	65,046	4,646	--
1997-98	14	91,056	6,504	--
1996-97	14	67,967	4,854	--
1995-96	15	88,151	5,877	--
1994-95	17	69,788	4,105	--
1993-94	14	73,686	5,253	--
1992-93	14	67,871	4,848	--
1991-92	15	36,266	2,418	--
1990-91	14	20,205	1,443	--
1989-90	17	25,887	1,522	--
1988-89	11	14,265	1,297	--
1987-88	13	7,324	563	--
1986-87	17	12,248	721	--
1985-86	14	5,750	411	--
1984-85	10	4,450	445	--
1983-84	12	8,664	722	--
1982-83	11	6,950	632	--
1981-82	14	6,310	451	--
1980-81	10	2,525	253	--

*Vanderbilt discontinued its 2020-21 season due to the COVID-19 pandemic

Memorial Gym Women's Basketball Crowds Over 10,000

Rank	Attendance	Opponent	Date
1.	15,317	Tennessee	1/30/1993
2.	15,311	Tennessee	2/7/1999
3.	15,187	Tennessee	2/25/1996
4.	14,848	Tennessee	2/16/1998
5.	14,316	Tennessee	2/17/2008
6.	14,168	Tennessee	2/16/2002
7.	13,227	Tennessee	12/31/1994
8.	13,127	Tennessee	1/19/2006
9.	12,645	Tennessee	1/31/1994
10.	12,417	Tennessee	1/19/1997
11.	12,131	Ohio State	1/6/1993
12.	12,034	Tennessee	2/9/2012
13.	12,009	Tennessee	1/25/2007
14.	11,401	Tennessee	2/2/2003
15.	11,386	Tennessee	2/14/2011
16.	10,561	Tennessee	2/15/2004
17.	10,154	Tennessee	1/24/2013
18.	10,149	Tennessee	2/24/2000

RECORDS AT A GLANCE

Points

Game	1.	55 • Mikayla Blakes at Auburn, 2.16.25
	9.	38 • Mikayla Blakes vs. Mississippi State, 1.15.26
	10.	37 • Jackie Cowan vs. Cheyney State, 2.9.86
	'25-26	38 • Mikayla Blakes, at Mississippi State, 01.15.26
Season	1.	855 • Wendy Scholtens, 1989-90
	10.	633 • Jackie Cowan, 1985-86
	'25-26	475 • Mikayla Blakes
Career	1.	2,604 • Chantelle Anderson, 2000-03
	10.	1,618 • Jasmine Lister, 2011-14
	Active	1,244 • Mikayla Blakes, 2025-present

Field Goals Made

Game	1.	19 • Khamil Pierre vs. Evansville, 12.14.24
		Chantelle Anderson at Portland State, 12.23.00
	9.	15 • 9 Times, Last: Mikayla Blakes at Auburn, 02.16.25
	'25-26	13 • Mikayla Blakes, at Arkansas (01/01/26)
Season	1.	309 • Wendy Scholtens, 1989-90
	10.	244 • Sheri Sam, 1995-96
	'25-26	162 • Mikayla Blakes
Career	1.	1,020 • Chantelle Anderson, 2000-03
	10.	625 • Sheri Sam, 1992-96
	Active	476 • Sacha Washington, 2022-present

Field Goals Attempted

Game	1.	31 • Eva Lemeh at Georgia, 2.16.81
	8.	27 • Mikayla Blakes, vs. California, 11.03.25
	9.	26 • Ciaja Harbison, vs. NC State, 11.24.22
	10.	25 • Four times: Last: Khamil Pierre at Texas, 2.6.25
	'25-26	27 • Mikayla Blakes, vs. California, 11.03.25
Season	1.	571 • Barbara Brackman, 1981-82
	10.	504 • Jackie Cowan, 1985-86
	'25-26	352 • Mikayla Blakes
Career	1.	1,655 • Wendy Scholtens, 1988-91
	10.	1,301 • Carla Thomas, 2004-2007
	Active	954 • Sacha Washington, 2022-present

Field Goal Percentage

Game (Min. 10 FGM)	1.	1.000 • 4 Times, Last: Hannah Tuomi, 10-10 vs. UF, 2.24.10
	9.	.917 • 3 Times, Last: Ashley Earley, 11-12 at Tenn., 2.13.05
	'25-26	.647 • Mikayla Blakes, 11-17 vs. Tennessee State, 11.23.25
Season (Min. 150 FGM)	1.	.723 (292-404) • Chantelle Anderson, 2000-01
	10.	.602 (103-171) • Nicole Jules, 2005-06
	'25-26	.460 (162-352) • Mikayla Blakes
Career (Min. 400 FGM)	1.	.651 (1,020-1,568) • Chantelle Anderson, 2000-03
	10.	.543 (706-1,301) • Carla Thomas, 2004-07
	Active	.499 (476-454) • Sacha Washington, 2022-present

3-Pointers Made

Game	1.	9 • Iyana Moore, vs. Alabama State, 12.28.21
	5.	7 • 13 Times, Last: Justine Pissott, vs. Texas Southern, 12.20.25
	'25-26	7 • Justine Pissott, vs. Texas Southern, 12.20.25
Season	1.	95 • Caroline Williams, 2005-06
	10.	80 • Christina Wirth, 2008-09
	'25-26	59 • Justine Pissott
Career	1.	276 • Christina Foggie, 2011-14
	10.	179 • Michelle Palmisano, 1995-97
	Active	142 • Justine Pissott, 2023-present

3-Pointers Attempted

Game	1.	17 • Christina Foggie vs. Virginia, 11.23.12
		17 • Christina Foggie vs. Maryland, 3.28.09
	8.	14 • 3x, Last: Mikayla Blakes, at Miami, 12.04.24
	'25-26	12 • 2x, Last: Justine Pissott, vs. Virginia, 12.03.25
Season	1.	225 • Merideth Marsh, 2009-10
	10.	207 • Merideth Marsh, 2008-09
		Iyana Moore, 2021-22
	'25-26	140 • Mikayla Blakes
Career	1.	735 • Christina Foggie, 2011-14
	10.	460 • Julie Powell, 1991-94
	Active	369 • Justine Pissott, 2023-pres.

3-Point Percentage

Game	1.	1.000 • 7 Times, Last: Erin Whalen (5-5) at Alabama, 1.21.18
	'25-26	.700 • Justine Pissott (7-10) vs. Texas Southern, 12.20.25
	Season (Min. 40 3PA)	1. .505 (48-95) • Caroline Williams, 2004-05
	10.	.446 (37-83) • Christa Reed, 2016-17
	'25-26	.444 (59-133) • Justine Pissott
Career	1.	.465 (238-512) • Caroline Williams, 2004-07
	10.	.394 (145-368) • Donna Harris, 1990-94
	Active	.385 (142-369) • Justine Pissott, 2023-present

Free Throws Made

Game	1.	23 • Mikayla Blakes at Auburn, 2.16.25
	2.	18 • Ashley McElhiney vs. LSU, 2.15.01
		18 • Wendy Scholtens at Tenn. Tech, 1.11.89
	5.	16 • Four Times, Last: Mikayla Blakes, at Florida 01.30.25
	'25-26	12 • Mikayla Blakes vs. Virginia, 12.3.25
Season	1.	236 • Wendy Scholtens, 1989-90
	3.	193 • Mikayla Blakes, 2024-25
	10.	134 • Chantelle Anderson, 2000-01
	'25-26	106 • Mikayla Blakes
Career	1.	681 • Wendy Scholtens, 1988-91
	9.	303 • Donna Harris, 1990-94
	10.	299 • Mikayla Blakes, 2025-present
Active	299	Mikayla Blakes, 2025-present

Free Throws Attempted

Game	1.	24 • Mikayla Blakes at Auburn, 2.16.25
	2.	19 • Ashley McElhiney vs. LSU, 2.15.01
	3.	18 • 3x, Last: Mikayla Blakes, at Florida, 01.30.25
	'25-26	13 • Mikayla Blakes vs. Virginia, 12.3.25
Season	1.	264 • Wendy Scholtens, 1989-90
	10.	192 • Ciaja Harbison, 2022-23
	'25-26	126 • Mikayla Blakes
Career	1.	785 • Wendy Scholtens, 1988-91
	10.	413 • Dee Davis, 2004-07
	Active	369 • Sacha Washington, 2022-present

Free Throw Percentage

Game (Min. 10 FTM)	1.	1.000 • 19 Times, Last: Iyana Moore (10-10) vs Ga., 3.3.24
	25-26	.900 • Mikayla Blakes (9-10), vs. Oregon State, 11.27.25
	Season (Min. 50 FTA)	1. .938 (61-65) • Christa Reed, 2017-18
	5.	.883 (193-218) • Mikayla Blakes, 2024-25
	10.	.871 (54-62) • Christina Wirth, 2006-07
	'25-26	.841 (106-126) • Mikayla Blakes
Career (Min. 180 FTM)	1.	.869 (299-344) • Mikayla Blakes, 2025-present
	2.	.868 (681-785) • Wendy Scholtens, 1988-91
	10.	.793 (195-246) • Christina Wirth, 2006-09
Active	.869 (299-344)	Mikayla Blakes, 2025-present

Rebounds

Game	1.	22 • Wendy Scholtens, 2x, vs. Lipscomb, 1.9.90
		vs. Wright State, 12.9.89
		Barbara Brackman, vs. Union, 1.4.83
	10.	19 • 6x, Last: Jennifer Holmes, vs. Florida, 2.25.99
	'25-26	16 • Sacha Washington, vs. Missouri, 01.08.26
Season	1.	389 • Wendy Scholtens, 1989-90
		Karen Booker, 1986-87
	6.	315 • Wendy Scholtens, 1988-89
	10.	291 • Sheri Sam, 1989-90
	'25-26	147 • Sacha Washington
Career	1.	1,272 • Wendy Scholtens, 1988-91
	6.	867 • Tiffany Clarke, 2010-13
	6.	867 • Sacha Washington, 2022-present
Active	867	Sacha Washington, 2022-present

Assists

Game	1.	17 • Ashley McElhiney at Louisville, 1.2.03
	2.	15 • 2x, Last: Aubrey Galvan, vs. Tennessee State, 11.23.25
	7.	13 • 5x, Last: Jasmine Lister vs. Tennessee, 2.9.12
	'25-26	15 • Aubrey Galvan, vs. Tennessee State, 11.23.25
Season	1.	262 • Cathy Bender, 1981-82
	10.	168 • Jasmine Lister, 2012-13
	'25-26	119 • Aubrey Galvan
Career	1.	730 • Dee Davis, 2004-07
	10.	438 • Jordyn Cambridge, 2018-24
	Active	189 • Mikayla Blakes, 2025-present

Steals

Game	1.	11 • Eva Lemeh vs. Murray State, 12.14.80
	3.	9 • 4x, Last: Aubrey Galvan, vs. Tennessee State, 11.23.25
	8.	8 • 8x, Last: Khamil Pierre, vs. Evansville, 12.14.24
	'25-26	9 • Aubrey Galvan, vs. Tennessee State, 11.23.25
Season	1.	129 • Jordyn Cambridge, 2021-22
	6.	94 • Eva Lemeh, 1980-81
	10.	89 • Donna Atkinson, 1983-84
	'25-26	62 • Mikayla Blakes
Career	1.	351 • Jordyn Cambridge, 2018-24
	10.	221 • Jennifer Risper, 2006-09
	Active	140 • Mikayla Blakes, 2025-present

Blocked Shots

Game	1.	10 • Angela Gorsica vs. Wingate, 12.28.95
		10 • Heidi Gillingham vs. Middle Tennessee, 1.30.92
	4.	8 • 15 Times, Last: Angela Gorsica vs. DePaul, 2.19.97
	'25-26	4 • Aalyah Del Rosario, vs. UAlbany, 12.18.25
Season	1.	131 • Heidi Gillingham, 1991-92
	10.	57 • Carolyn Peck, 1987-88
	'25-26	24 • Aijana Mitchell
Career	1.	413 • Heidi Gillingham, 1991-94
	9.	127 • Karen Booker, 1984-87
	10.	125 • Sacha Washington, 2022-present
Active	125	Sacha Washington, 2022-present

Points Per Game

Season	1.	25.2 (855 pts) • Wendy Scholtens, 1989-90
	2.	23.3 (769 pts) • Mikayla Blakes, 2024-25
	10.	20.4 • Sheri Sam, 1995-96/Jackie Cowan, 1985-86
	'25-26	25.0 (475 pts) • Mikayla Blakes
Career (Min. 100 GP)	1.	21.3 (122 GP) • Wendy Scholtens, 1988-91
	10.	12.8 (119 GP) • Karen Booker, 1984-87
	Active	10.1 (118 GP) • Sacha Washington, 2022-present

Games Played

Career	1.	137 • Jessica Mooney, 2007-10
		137 • Chantelle Anderson, 2000-03
	7.	132 • Six times, Last: Tiffany Clarke, 2010-13
Active	118	Sacha Washington, 2022-present

Minutes Played

Game	1.	50 • Karen McGinn vs. Auburn, 12.13.78
		50 • Ann Morrow vs. Auburn, 12.13.78
	9.	46 • Chavonne Hammond vs. Kansas, 3.18.00
		46 • Ashley Smith vs. George Washington, 12.22.98
	'25-26	40 • 4x, Last: Mikayla Blakes, at Mississippi State, 1.15.26
		2x, Last: Aubrey Galvan vs. Michigan, 01.19.26
Season	1.	1,298 • Ashley McElhiney, 2001-02
	10.	1,179 • Zuzi Klimesova, 2000-01
	'25-26	629 • Aubrey Galvan
Career	1.	4,626 • Jasmine Lister, 2011-14
	10.	3,779 • Christina Werth, 2006-09
	Active	2,880 • Sacha Washington, 2022-present



THE LAST TIME WHEN...

SCORING

Less than 40 pts	31 • East Tennessee St. • Johnson City, Tenn. • 12.01.22
40-49 pts	49 • Texas A&M • College Station, Texas • 02.15.24
Less than 50 pts & Won	49 • Texas A&M • College Station, Texas • 02.15.24
90-99 pts	91 • Texas A&M • College Station, Texas • 01.11.26
100+ pts (regulation)	109 • Stonehill • Nashville, Tenn. • 12.28.25
100+ pts	109 • Stonehill • Nashville, Tenn. • 12.28.25

OPPONENT SCORING

Less than 35 pts	35 • UAlbany • Nashville, Tenn. • 12.18.25
Less than 40 pts	38 • Alabama State • Nashville, Tenn. • 11.21.25
40-49 pts	46 • Texas Southern • Nashville, Tenn. • 12.20.25
Less than 50 pts & Won	44 • East Tennessee St. • Johnson City, Tenn. • 12.01.22
90-99 pts	96 • Kentucky • Nashville, Tenn. • 01.05.25
100+ pts (regulation)	101 • Oklahoma • Norman, Okla. • 02.20.25
100+ pts	101 • Oklahoma • Norman, Okla. • 02.20.25

FIELD GOAL PERCENTAGE

20.0%-29.9%	27.9% (19-68) • Florida • Gainesville, Fla. • 1.22.23
30.0%-39.9%	35.1% (20-57) • LSU • Nashville, Tenn. • 01.04.26
30.0%-39.9% & Won	35.1% (20-57) • LSU • Nashville, Tenn. • 01.04.26
50.0%-54.9%	50.0% (30-60) • Mississippi State • Starkville, Miss. • 01.15.26
55.0%-59.9%	56.4% (31-55) • Texas A&M • College Station, Texas • 01.11.26
60.0% or higher	69.8% (44-63) • Stonehill • Nashville, Tenn. • 12.28.25

OPPONENT FIELD GOAL PERCENTAGE

20.0%-29.9%	26.3% (15-57) • Texas Southern • Nashville, Tenn. • 12.20.25
20.0%-29.9% & won	27.4% (17-62) • East Tenn. St. • Johnson City, Tenn. • 12.1.22
30.0%-39.9%	35.3% (18-51) • Texas A&M • College Station, Texas • 01.11.26
30.0%-39.9% & won	38.9% (35-90) • Mississippi State • Nashville, Tenn. • 02.13.25
50.0%-59.9%	54.7% (35-64) • South Carolina • Greenville, S.C. • 03.07.25
50.0%-59.9% & lost	51.6% (33-64) • Auburn • Auburn, Ala. • 02.16.25
60.0% or higher	66.7% (28-42) • Georgia • Nashville, Tenn. • 2.5.23

FREE THROW PERCENTAGE

Less than 50.0%	37.5% (3-8) • South Florida • Tampa, Fla. • 11.14.24
90.0%-99.9%	90.0% (18-20) • Mississippi State • Starkville, Miss. • 01.15.26
1.000%	15-15 • South Florida • Tampa, Fla. • 12.15.25
1.000% w/ 10 or more makes	15-15 • South Florida • Tampa, Fla. • 12.15.25

OPPONENT FREE THROW PERCENTAGE

Less than 50.0%	0.0% (0-2) • South Florida • Tampa, Fla. • 12.15.25
90.0%-99.9%	92.3% (12-13) • Texas Southern • Nashville, Tenn. • 12.20.25
1.000%	3-3 • South Florida • Tampa, Fla. • 11.14.24
1.000% w/ 10 or more makes	12-12 • Texas A&M • College Station, Texas • 2.10.22

BASKETS MADE

40+ field goals made	44 • Stonehill • Nashville, Tenn. • 12.28.25
10-14 3-point field goals made	11 • Mississippi State • Starkville, Miss. • 01.15.26
15+ 3-point field goals made	18 • Texas Southern • Nashville, Tenn. • 12.20.25
Did not make a 3-pointer	0-9 • Butler • Indianapolis • 12.7.23
Made 20+ free throws	29 (29-32) • Auburn • Auburn, Ala. • 02.16.25
Made less than five free throws	3 (3-8) • South Florida • Tampa, Fla. • 11.14.24
Made 5-10 free throws	10 (10-16) • Arkansas • Fayetteville, Ark. • 01.01.26

OPPONENT BASKETS MADE

40+ field goals made	42 • South Carolina • Nashville, Tenn. • 1.14.21
10-14 3-point field goals made	10 • Missouri • Nashville, Tenn. • 01.08.26
15+ 3-point field goals made	15 • Kentucky • Nashville, Tenn. • 01.05.25
Did not make a 3-pointer	0-8 • Ole Miss • Nashville, Tenn. • 2.20.22
Made 20+ free throws	22 (22-26) • Texas • Austin, Texas • 02.06.25
Made less than five free throws	3 (3-6) • Stonehill • Nashville, Tenn. • 12.28.25
Made 5-10 free throws	7 (7-8) • Michigan • Newark, N.J. • 01.19.26

REBOUNDS

10-20 rebounds	20 • Georgia • Nashville, Tenn. • 2.5.23
21-29 rebounds	28 • LSU • Nashville, Tenn. • 01.04.26
40-44 rebounds	43 • Missouri • Nashville, Tenn. • 01.08.26
45-49 rebounds	47 • Texas Southern • Nashville, Tenn. • 12.20.25
50+ rebounds	51 • West Georgia • Nashville, Tenn. • 12.21.24
20+ rebound margin	+27 • Austin Peay • Nashville, Tenn. • 11.08.24
30+ rebound margin	+30 • Samford • Nashville, Tenn. • 11.22.24

OPPONENT REBOUNDS

20-24 rebounds	24 • Miami • Coral Gables, Fla. • 12.04.24
25-29 rebounds	27 • Western Ky. • Bowling Green, Ky. • 11.19.25
40-44 rebounds	41 • Michigan • Newark, N.J. • 01.19.26
45-49 rebounds	48 • LSU • Nashville, Tenn. • 01.04.26
50+ rebounds	54 • Oklahoma • Norman, Okla. • 02.20.25
60+ rebounds	65 • Mississippi State • Nashville, Tenn. • 02.13.25
20+ rebound margin	+20 • LSU • Nashville, Tenn. • 01.04.26

STEALS

0-5 steals	4 • Mississippi State • Starkville, Miss. • 01.15.26
10-15 steals	10 • Michigan • Newark, N.J. • 01.19.26
16-19 steals	18 • Tennessee State • Nashville, Tenn. • 11.23.25
20+ steals	26 • Stonehill • Nashville, Tenn. • 12.28.25

OPPONENT STEALS

0-5 steals	5 • Texas A&M • College Station, Texas • 01.11.26
10-15 steals	10 • Mississippi State • Starkville, Miss. • 01.15.26
15-19 steals	17 • Florida • Nashville, Tenn. • 1.7.24
20+ steals	22 • UCLA • Boston, Mass. • 11.26.95

ASSISTS

0-9 assists	8 • Texas • Austin, Texas • 02.06.25
15-19 assists	19 • Arkansas • Fayetteville, Ark. • 01.01.26
20-25 assists	20 • Michigan • Newark, N.J. • 01.19.26
25-29 assists	27 • Stonehill • Nashville, Tenn. • 12.28.25
30-plus assists	33 • Tennessee State • Nashville, Tenn. • 11.23.25

OPPONENT ASSISTS

0-9 assists	5 • Arkansas • Fayetteville, Ark. • 01.01.26
15-19 assists	18 • Michigan • Newark, N.J. • 01.19.26
20-25 assists	25 • Oklahoma • Norman, Okla. • 02.20.25
26-30 assists	26 • Ole Miss • Oxford, Miss. • 01.09.25

TURNOVERS

5-10 turnovers	10 • Texas A&M • College Station, Texas • 01.11.26
20-24 turnovers	20 • Austin Peay • Clarksville, Tenn. • 11.12.25
25-29 turnovers	29 • Ole Miss • Oxford, Miss. • 01.09.25
30-40 turnovers	37 • UCLA • Boston, Mass. • 11.26.95

OPPONENT TURNOVERS

5-10 turnovers	10 • Tennessee • Nashville, Tenn. • 01.19.25
20-24 turnovers	24 • Missouri • Nashville, Tenn. • 01.08.26
25-29 turnovers	25 • Texas A&M • College Station, Texas • 01.11.26
30-40 turnovers	35 • Stonehill • Nashville, Tenn. • 12.28.25

BLOCKED SHOTS

0 Blocks	0 • South Carolina • Nashville, Tenn. • 02.23.25
5-9 blocked shots	6 • Texas Southern • Nashville, Tenn. • 12.20.25

OPPONENT BLOCKED SHOTS

0 Blocks	0 • Mississippi State • Starkville, Miss. • 01.15.26
5-9 blocked shots	5 • South Carolina • Greenville, S.C. • 03.07.25
10+ blocked shots	14 • South Carolina • Nashville, Tenn. • 1.19.23

MARGIN OF VICTORY

1 point	vs. Tennessee (71-7) • Nashville, Tenn. • 01.19.25
2 points	at Arkansas (66-64) • Tuscaloosa, Ala. • 01.26.25
10-19 points	17 • Arkansas (88-71) • Fayetteville, Ark. • 01.01.26
20-29 points	29 • UAlbany (64-35) • Nashville, Tenn. • 12.18.25
Back-to-back 20+ points	31 • Missouri (99-68) • Nashville, Tenn. • 01.08.26
	40 • Texas A&M (91-51) • College Station, Texas • 01.11.26
30-39 points	31 • Missouri (99-68) • Nashville, Tenn. • 01.08.26
Back-to-back 30+ points	31 • Missouri (99-68) • Nashville, Tenn. • 01.08.26
	40 • Texas A&M (91-51) • College Station, Texas • 01.11.26
40-49 points	40 • Texas A&M (91-51) • College Station, Texas • 01.11.26
Back-to-back 40+ points	50 • Texas Southern (96-46) • Nashville, Tenn. • 12.20.25
	59 • Stonehill (109-50) • Nashville, Tenn. • 12.28.25
50-59 points	59 • Stonehill (109-50) • Nashville, Tenn. • 12.28.25
Back-to-back 50+ points	50 • Texas Southern (96-46) • Nashville, Tenn. • 12.20.25
	59 • Stonehill (109-50) • Nashville, Tenn. • 12.28.25
60-69 points	66 • Evansville (106-40) • Nashville, Tenn. • 12.14.24
70+ points	70 • Hampton (116-46) • Nashville, Tenn. • 11.29.98
Single-overtime win	at Auburn (98-88) • Auburn, Ala. • 02.16.25
Double-overtime win	at Florida (106-98) • Gainesville, Fla. • 2.6.11
Triple-overtime win	NEVER OCCURRED

OPPONENT MARGIN OF VICTORY

1 point	vs. Florida (53-52) • Greenville, S.C. • 3.3.22
2 points	vs. Missouri (65-63) • Nashville, Tenn. • 1.14.24
10-19 points	15 • Ole Miss (76-61) • Nashville, Tenn. • 02.02.25
20-30 points	21 • South Carolina (84-63) • Greenville, S.C. • 03.07.25
Back-to-back 20+ points	20 (101-81) • Oklahoma • Norman, Okla. • 02.20.25
	28 • South Carolina (82-54) • Nashville, Tenn. • 02.23.25
30-39 points	37 • Alabama (98-61) • Tuscaloosa, Ala. • 1.26.20
40-49 points	48 • South Carolina (96-48) • Nashville, Tenn. • 1.19.23
50-59 points	55 • South Carolina (85-30) • Columbia, S.C. • 01.24.22
60-69 points	63 • South Carolina (106-43) • Nashville, Tenn. • 01.14.21
70+ points	NEVER OCCURRED
Single-overtime win	Alabama (77-71) • Nashville, Tenn. • 2.6.22
Double-overtime win	Mississippi State (85-77) • Nashville, Tenn. • 02.13.25
Triple-overtime win	NEVER OCCURRED





LAST TIME...

A DORE SCORED 20 OR MORE PTS
Aubrey Galvan • 20 Pts vs. Michigan • 01.19.26

TWO DORES SCORED 20 OR MORE PTS
Mikayla Blakes • 25 Pts at Texas A&M • 01.11.26
Justine Pissott • 22 Pts at Texas A&M • 01.11.26

AN OPPONENT SCORED 20 OR MORE PTS
Taleyah Jones • Arkansas • 24 Pts • 01.01.26

TWO OPPONENTS SCORED 20 OR MORE PTS
Yuting Deng • Auburn • 27 Pts • 02.16.25
DeYona Gaston • Auburn • 25 Pts • 02.16.25

A DORE SCORED 30 OR MORE PTS
Mikayla Blakes • 38 Pts at Mississippi State • 01.15.26

A DORE SCORED 40 OR MORE PTS
Mikayla Blakes • 55 Pts at Auburn • 02.16.25

A DORE SCORED 50 OR MORE PTS
Mikayla Blakes • 55 Pts at Auburn • 02.16.25

AN OPP. SCORED 30 OR MORE PTS
Raegan Beers • Oklahoma • 30 Pts • 02.20.25

A DORE COLLECTED 15 OR MORE REBS
Sacha Washington • 16 Reb vs. Missouri • 01.08.26

AN OPP. COLLECTED 15 OR MORE REBS
Madina Okot • Mississippi State • 23 Reb • 02.13.25

A DORE COLLECTED 10 OR MORE AST
Aubrey Galvan • 11 Ast vs. Texas Southern • 12.20.25

AN OPP. COLLECTED 10 OR MORE AST
Mar'shaun Bostic • Auburn • 11 Ast • 02.16.25

A DORE HAD FIVE OR MORE STL
Aubrey Galvan • 5 Stl vs. Missouri • 01.08.26

AN OPP. COLLECTED FIVE OR MORE STL
Rori Harmon • Texas • 5 Stl • 02.06.25

A DORE HAD FIVE OR MORE BLK
Sacha Washington • 6 Blk vs. Dayton • 12.20.23

AN OPP. COLLECTED FIVE OR MORE BLK
L'or Mputu • South Florida • 6 Blk • 11.14.24

A DORE MADE 10-PLUS FG
Mikayla Blakes • 11 FGM at Mississippi State • 01.15.26

A DORE MADE 10-PLUS FG IN BACK-TO-BACK GAMES
Mikayla Blakes (2) • 13 FGM at Arkansas • 01.01.26
10 FGM vs. LSU • 01.04.26

AN OPP. MADE 10 OR MORE FG
Stefanie Ingram • South Florida • 10 FGM • 12.15.25

A DORE ATTEMPTED 20 OR MORE FG
Mikayla Blakes • 23 FGA at Mississippi State • 01.15.26

AN OPP. ATTEMPTED 20 OR MORE FG
Yutling Deng • Auburn • 26 FGA • 02.16.25

A DORE MADE 10 OR MORE FREE THROWS
Mikayla Blakes • 11 FTM at Mississippi State • 01.15.26

A DORE MADE 20 OR MORE FREE THROWS
Mikayla Blakes • 23 FTM at Auburn • 02.16.25

AN OPP. MADE 10 OR MORE FREE THROWS
Diamond Battles • Georgia • 10 FTM • 2.5.23

A DORE MADE 5 OR MORE 3-PT FG
Mikayla Blakes • 5 3-Pt FGM at Mississippi St. • 01.15.26

AN OPP. MADE 5 OR MORE 3-PT FG
Taleyah Jones • Arkansas • 5 3-Pt FGM • 01.01.26

VANDY HAD 5 OR PLAYERS IN DBL FIGURES
Five Players • vs. Missouri • 01.08.26

AN OPP. HAD 5 OR PLAYERS IN DBL FIGURES
Mississippi State • Five Players • 01.15.26

VANDY PLAYER HAD A DOUBLE-DOUBLE
Sacha Washington • 15 pts, 16 reb • vs. Missouri • 01.08.26

A DORE HAD CONSECUTIVE DOUBLE-DOUBLES
Khamil Pierre (2) • 16 pts, 15 reb vs. Tennessee • 03.06.25
17 pts, 10 reb vs. South Carolina • 03.07.25

AN OPP. HAD A DOUBLE-DOUBLE
Grace Slaughter • Missouri • 12 pts, 10 reb • 01.08.26

VANDY HAD 2 PLAYERS POST A DOUBLE-DOUBLE
vs. Tennessee State • 11.23.25
Aubrey Galvan • 16 pts, 15 ast
Sacha Washington • 13 pts, 10 reb

AN OPP. HAD 2 PLAYERS POST A DOUBLE-DOUBLE
Ivy Wolf, Dayton • 23 pts, 10 reb • 12.19.24
Arianna Smith, Dayton • 16 pts, 12 reb • 12.19.24

VANDY HAD 3 PLAYERS POST A DOUBLE-DOUBLE
vs. Western Kentucky • 11.15.23
Sacha Washington • 18 pts, 10 reb
Jordyn Oliver • 15 pts, 10 reb
Jordyn Cambridge • 11 pts, 13 reb

VANDY PLAYER HAD A TRIPLE-DOUBLE
Jordyn Cambridge • vs. Texas A&M • 3.2.23
15 reb, 13 pts, 10 ast

ALL VANDY PLAYERS THAT PLAYED SCORED
12 Players vs. Texas Southern • 12.20.25

RECORD WHEN...

2025-26 OVERALL	19-0
AT HOME	10-0
ON THE ROAD	5-0
NEUTRAL GAMES	4-0
IN OVERTIME	0-0
IN DOUBLE OVERTIME	0-0
AFTER A WIN	18-0
AFTER A LOSS	0-0
LEADING AFTER 1ST QUARTER	15-0
TRAILING AFTER 1ST QUARTER	3-0
TIED SCORE AFTER 1ST QUARTER	1-0
LEADING AT HALFTIME	17-0
TRAILING AT HALFTIME	2-0
TIED AT HALFTIME	0-0
LEADING AFTER 3RD QUARTER	18-0
TRAILING AFTER 3RD QUARTER	1-0
TIED SCORE AFTER 3RD QUARTER	0-0
OUTSCORING OPP. IN 2ND HALF	18-0
OUTSCORED BY OPP. IN 2ND HALF	1-0
SCORING SAME PTS IN 2ND HALF	0-0
LEADING WITH 5 MIN. REMAINING	18-0
TRAILING WITH 5 MIN. REMAINING	1-0
TIED WITH 5 MIN. REMAINING	0-0
SCORING FEWER THAN 50 POINTS	0-0
SCORING 50-59 POINTS	0-0
SCORING 60-69 POINTS	2-0
SCORING 70-79 POINTS	3-0
SCORING 80-89 POINTS	7-0
SCORING 90-99 POINTS	6-0
SCORING 100+ POINTS	1-0
ALLOWING 39-OR-FEWER POINTS	2-0
ALLOWING 40-49 POINTS	4-0
ALLOWING 50-59 POINTS	3-0
ALLOWING 60-69 POINTS	7-0
ALLOWING 70-79 POINTS	2-0
ALLOWING 80-89 POINTS	1-0
ALLOWING 90-OR-MORE POINTS	0-0
GAME DECIDED BY 1-POINT	0-0
GAME DECIDED BY 2-3 POINTS	1-0
GAME DECIDED BY 4-5 POINTS	2-0
GAME DECIDED BY 6-9 POINTS	1-0
GAME DECIDED BY 10-19 POINTS	4-0
GAME DECIDED BY 20-29 POINTS	3-0
GAME DECIDED BY 30-39 POINTS	1-0
GAME DECIDED BY 40-49 POINTS	3-0
GAME DECIDED BY 50-59 POINTS	4-0
GAME DECIDED BY 60+ POINTS	0-0
HIGHER FIELD GOAL PERCENTAGE	13-0
LOWER FIELD GOAL PERCENTAGE	6-0
SAME FIELD GOAL PERCENTAGE	0-0
SHOOTING LESS THAN 30%	0-0
SHOOTING 30-39%	2-0
SHOOTING 40-49%	13-0
SHOOTING 50+%	4-0
OPP. SHOOTING LESS 30%	5-0
OPP. SHOOTING 30-39%	5-0
OPP. SHOOTING 40-49%	9-0
OPP. SHOOTING 50+%	0-0
MORE MADE 3-PT THAN OPP.	14-0
FEWER MADE 3-PT THAN OPP.	3-0
SAME 3-PT MAKES AS OPP.	2-0
MAKING FEWER THAN FIVE 3-PT FG	1-0
MAKING BETWEEN 5-9 3-PT FG	6-0
MAKING 10-14 3-PT FG	11-0
MAKING 15+ 3-PT FG	1-0
ALLOWING FEWER THAN 5 3-PT FG	3-0
ALLOWING BETWEEN 5-9 3-PT FG	13-0
ALLOWING 10+ 3-PT FG	2-0
MAKING MORE FREE THROWS	15-0
MAKING FEWER FREE THROWS	3-0
MAKING SAME FREE THROWS	1-0

MAKING FEWER THEN 10 FREE THROWS	3-0
MAKING 10-19 FREE THROWS	16-0
MAKINGS 20+ FREE THROWS	0-0
OPP. MAKES 0-10 FREE THROWS	13-0
OPP. MAKES 10-19 FREE THROWS	6-0
OPP. MAKES 20+ FREE THROWS	0-0
OUTREBOUNDING OPP.	12-0
OUT REBOUNDED BY OPP.	6-0
SAME TOTAL OF REBOUNDS	1-0
FEWER THAN 10 ASSISTS	0-0
10-19 ASSISTS	9-0
20+ ASSISTS	10-0
NO BLOCKS	0-0
1-4 BLOCKS	10-0
5+ BLOCKS	9-0
COMMITTING FEWER TURNOVERS	16-0
COMMITTING MORE TURNOVERS	2-0
COMMITTING SAME TURNOVERS	1-0
FORCING FEWER THAN 10 TURNOVERS	0-0
FORCING 10-19 TURNOVERS	6-0
FORCING 20-29 TURNOVERS	12-0
FORCING 30+ TURNOVERS	1-0
IN DAY GAMES	10-0
IN NIGHT GAMES	9-0
ON SUNDAY	3-0
ON MONDAY	4-0
ON TUESDAY	0-0
ON WEDNESDAY	3-0
ON THURSDAY	5-0
ON FRIDAY	1-0
ON SATURDAY	3-0
IN NOVEMBER	8-0
IN DECEMBER	5-0
IN JANUARY	6-0
IN FEBRUARY	0-0
IN MARCH	0-0
VS. SEC	5-0
VS. SEC AT MEMORIAL GYM	2-0
VS. SEC ON THE ROAD	3-0
VS. RANKED OPPONENTS	2-0
VS. OPPONENTS RECEIVING	0-0
WINNING THE OPENING TIP	12-0
LOSING THE OPENING TIP	7-0
WEARING WHITE	10-0
WEARING VANDY SCRIPT WHITE	2-0
WEARING GRAY	1-0
WEARING GOLD	1-0
WEARING BLACK	4-0
WEARING V-LOGO BLACK	1-0
WEARING PLAY4KAY JERSEY	0-0





2025-26 GAME LEADERS

OPPONENT	DATE	SCORE	W/L	POINTS	REBOUNDS	ASSISTS	STEALS	BLOCKS
vs. California	11-03-25	74-65	W	Blakes (27)	Mitchell (10)	Galvan (7)	Washington (4)	Mitchell/Pissott (3)
Furman	11-10-25	96-48	W	Mwenentanda (16)	Galvan (7)	Galvan (8)	Blakes (4)	Blakes/Makurat (1)
at Austin Peay	11-12-25	75-65	W	Blakes (26)	Washington (10)	Pissott (4)	Washington (3)	Washington (2)
at Western Kentucky	11-19-25	87-49	W	Blakes (30)	Blakes (10)	Galvan (8)	Blakes (6)	Del Rosario (3)
Alabama State	11-21-25	92-38	W	Makurat (21)	Washington (7)	Galvan (8)	Blakes (4)	Del Rosario/Washington (2)
Tennessee State	11-23-25	99-43	W	Blakes (24)	Washington (10)	Galvan (15)	Galvan (9)	Del Rosario/Mitchell/Washington (2)
vs. Oregon State	11-27-25	88-66	W	Blakes (35)	Pissott/Washington (6)	Blakes/Pissott (4)	Galvan (6)	Mitchell (2)
vs. BYU	11-29-25	84-71	W	Blakes (27)	Washington (12)	Blakes/Washington (6)	Blakes/Galvan (3)	Washington (1)
Virginia	12-03-25	81-68	W	Blakes (28)	Blakes/Mwenentanda/Washington (7)	Galvan (8)	Blakes (4)	Mitchell (3)
at South Florida	12-15-25	87-58	W	Blakes (19)	Blakes/Pissott/Washington (6)	Galvan (8)	Blakes (3)	Mitchell (2)
UAlbany	12-18-25	64-35	W	Blakes (17)	Galvan/Mitchell (6)	Blakes/Galvan (4)	Blakes (6)	Mitchell (4)
Texas Southern	12-20-25	96-46	W	Pissott (25)	Mitchell (10)	Galvan (11)	Black/Blakes/Mitchell (3)	Mwenentanda (3)
Stonehill	12-28-25	109-50	W	Blakes (21)	Black/Washington (5)	Blakes/Galvan (7)	Brown (6)	Del Rosario (1)
at Arkansas	01-01-26	88-71	W	Blakes (35)	Washington (13)	Blakes (8)	Blakes/Galvan (3)	Washington (3)
LSU	01-04-26	65-61	W	Blakes (32)	Washington (7)	Blakes (4)	Mitchell (4)	Washington (3)
Missouri	01-08-26	99-68	W	Blakes (20)	Washington (16)	Blakes (6)	Galvan (5)	Pissott (2)
at Texas A&M	01-11-26	91-51	W	Blakes (25)	Washington (8)	Galvan (7)	Galvan (4)	Mitchell/Pissott (1)
at Mississippi State	01-15-26	89-84	W	Blakes (38)	Mitchell (8)	Blakes (7)	Mwenentanda (2)	Mitchell/Mwenentanda/Pissott/Washington (1)
vs. Michigan	01-19-26	72-69	W	Galvan (20)	Pissott (8)	Pissott (5)	Brown/Galvan/Mwenentanda/Washington (2)	Pissott (2)
Auburn	01-22-26							
at South Carolina	01-25-26							
at Ole Miss	01-29-26							
Florida	02-01-26							
at Kentucky	02-05-26							
Oklahoma	02-09-26							
Texas	02-12-26							
at Georgia	02-15-26							
Kentucky	02-22-26							
Alabama	02-26-26							
at Tennessee	03-01-26							

POINTS

Mikayla Blakes	15 (15-0)
Aubrey Galvan	1 (1-0)
Aga Makurat	1 (1-0)
Ndjakalenga Mwenentanda	1 (1-0)
Justine Pissott	1 (1-0)

REBOUNDS

Sacha Washington	12 (12-0)
Aiyana Mitchell	4 (4-0)
Mikayla Blakes	3 (3-0)
Justine Pissott	3 (3-0)
Aubrey Galvan	2 (2-0)
Ava Black	1 (1-0)
Ndjakalenga Mwenentanda	1 (1-0)

ASSISTS

Aubrey Galvan	11 (11-0)
Mikayla Blakes	8 (8-0)
Justine Pissott	3 (3-0)
Sacha Washington	2 (2-0)

STEALS

Mikayla Blakes	9 (9-0)
Aubrey Galvan	7 (7-0)
Aiyana Mitchell	2 (2-0)
Sacha Washington	3 (3-0)
Jada Brown	2 (2-0)
Ndjakalenga Mwenentanda	2 (2-0)
Ava Black	1 (1-0)

BLOCKS

Aiyana Mitchell	8 (8-0)
Sacha Washington	7 (7-0)
Justine Pissott	5 (5-0)
Aalyah Del Rosario	4 (4-0)
Ndjakalenga Mwenentanda	2 (2-0)
Mikayla Blakes	1 (1-0)
Aga Makurat	1 (1-0)

2025-26 GAME HIGHS & LOWS

HIGHS

Points	109	vs. Stonehill (12/28/25)
FG Made	44	vs. Stonehill (12/28/25)
FG Attempts	77	vs. Missouri (01/08/26)
3-Pt FG Made	18	vs. Texas Southern (12/20/25)
3-PT FG Attempts	41	vs. Texas Southern (12/20/25)
FT Made	19	vs. Alabama State (11/21/25)
		vs. Virginia (12/03/25)
FT Attempts	26	vs. LSU (01/04/26)
Rebounds	49	vs. California (11/3/25)
Assists	33	vs. Tennessee State (11/21/25)
Steals	26	vs. Stonehill (12/28/25)
Blocks	9	vs. Tennessee State (11/21/25)
Turnovers	20	at Austin Peay (11/12/25)
Fouls	19	at Austin Peay (11/12/25)

LOWS

Points	64	vs. UAlbany (12/18/25)
FG Made	20	vs. LSU (01/04/26)
FG Attempts	55	at Austin Peay (11/12/25)
		vs. UAlbany (12/18/25)
		at Texas A&M (01/11/26)
3-Pt FG Made	4	vs. Stonehill (12/28/25)
3-PT FG Attempts	11	vs. Stonehill (12/28/25)
FT Made	5	vs. Tennessee State (11/21/25)
FT Attempts	10	vs. Tennessee State (11/21/25)
Rebounds	28	vs. LSU (01/04/26)
Assists	12	vs. LSU (01/04/26)
Steals	4	at Mississippi State (01/15/26)
Blocks	1	vs. Stonehill (12/28/25)
Turnovers	7	vs. Alabama State (11/21/25)
		vs. Oregon State (11/27/25)
Fouls	9	vs. South Florida (12/15/25)



BENCH PRODUCTION

Game	VU-OPP	Diff.	Top Bench Scorer
vs. California	14-5	+9	Aiyana Mitchell, 12
Furman	33-26	+7	Aiyana Mitchell, 12
at Austin Peay	13-20	-7	Aiyana Mitchell, 10
at Western Ky.	18-17	+1	Aga Makurat, 7
Alabama St.	50-16	+34	Aga Makurat, 21
Tennessee St.	32-18	+14	Aiyana Mitchell, 8
vs. Oregon St.	14-22	-8	Jada Brown, 9
vs. BYU	12-14	-2	Jada Brown, 8
Virginia	8-20	-12	Aiyana Mitchell, 8
South Florida	18-17	+1	Aiyana Mitchell, 8
UAlbany	21-3	+18	Aiyana Mitchell, 14
TX Southern	39-23	+16	Aga Makurat, 13
Stonehill	41-9	+32	Aiyana Mitchell, 16
at Arkansas	16-27	-11	Aiyana Mitchell, 7
LSU	6-22	-16	Jada Brown, 4
Missouri	15-17	-2	Aiyana Mitchell, 8
at Texas A&M	17-26	-9	J. Brown/A. Mitchell, 6
at Miss. State	15-29	-14	Aiyana Mitchell, 10
vs. Michigan	10-23	-13	Aiyana Mitchell, 7
Total	392-354	+38	Aiyana Mitchell, 149 pts
AVG.	20.6-18.4	+2.0	Aiyana Mitchell, 7.8 ppg

SPECIALTY STATS

Team	Off. TO	PAINT	2nd CHANCE	FAST BREAK
vs. California	19-13	40-34	25-15	14-6
Furman	41-5	50-14	12-5	22-4
at Austin Peay	13-22	32-28	14-7	8-9
at Western Ky.	25-6	36-20	24-9	10-5
Alabama State	38-4	34-10	17-1	11-0
Tennessee St.	38-9	64-22	20-12	31-10
vs. Oregon St.	27-12	30-36	6-13	13-2
vs. BYU	30-4	30-22	4-10	14-13
Virginia	28-19	28-34	6-7	14-21
South Florida	28-8	28-28	13-4	12-13
UAlbany	25-6	30-4	11-14	14-0
TX Southern	28-7	28-18	11-4	24-12
Stonehill	46-13	64-18	12-8	31-2
at Arkansas	32-14	40-30	11-6	16-18
LSU	15-19	16-30	21-20	0-11
Missouri	37-17	54-22	20-14	13-7
at Texas A&M	34-9	20-20	8-11	13-4
at Miss. State	15-17	32-42	6-13	3-10
vs. Michigan	22-12	26-38	15-13	7-8
Total	541-228	682-470	256-186	270-155
AVG.	28.5-12.0	35.9-24.7	13.5-9.8	14.2-8.2

2025-26 GAME-BY-GAME STATS

				Total		3-Pointers		Free throws		Rebounds											
Opponent	Date	Score		FG-FGA	PCT	3FG-3FGA	PCT	FT-FTA	PCT	OFF	DEF	TOT	AVG	PF	A	TO	BLK	STL	PTS	AVG	
vs California	11/03/2025	74-65	W	29-75	.387	6-22	.273	10-16	.625	27	22	49	49.0	17	15	14	8	15	74	74.0	
Furman	11/10/2025	96-48	W	37-66	.561	10-25	.400	12-22	.545	11	26	37	43.0	16	28	12	2	14	96	85.0	
at Austin Peay	11/12/2025	75-65	W	26-55	.473	8-21	.381	15-25	.600	15	25	40	42.0	19	15	20	6	6	75	81.7	
at Western Ky.	11/19/2025	87-49	W	33-75	.440	12-33	.364	9-12	.750	25	23	48	43.5	17	19	12	8	19	87	83.0	
Alabama St.	11/21/2025	92-38	W	31-73	.425	11-30	.367	19-25	.760	18	30	48	44.4	15	22	7	6	15	92	84.8	
Tennessee St.	11/23/2025	99-43	W	43-76	.566	8-21	.381	5-10	.500	15	30	45	44.5	11	33	15	9	18	99	87.2	
vs Oregon St.	11/27/2025	88-66	W	32-68	.471	12-26	.462	12-17	.706	10	21	31	42.6	15	15	7	5	12	88	87.3	
vs BYU	11/29/2025	84-71	W	30-73	.411	11-34	.324	13-14	.929	16	21	37	41.9	11	21	5	1	8	84	86.9	
Virginia	12/03/2025	81-68	W	27-59	.458	8-23	.348	19-21	.905	10	24	34	41.0	13	19	14	5	11	81	86.2	
South Fla.	12/15/2025	87-58	W	30-71	.423	12-37	.324	15-15	1.000	16	25	41	41.0	9	24	9	4	9	87	86.3	
UAlbany	12/18/2025	64-35	W	25-55	.455	6-18	.333	8-14	.571	9	25	34	40.4	15	15	10	6	13	64	84.3	
Texas Southern	12/20/2025	96-46	W	32-67	.478	18-41	.439	14-17	.824	15	32	47	40.9	16	24	18	6	13	96	85.3	
Stonehill	12/28/2025	109-50	W	44-63	.698	4-11	.364	17-18	.944	8	22	30	40.1	11	27	14	1	26	109	87.1	
at Arkansas	01/01/2026	88-71	W	33-72	.458	12-34	.353	10-16	.625	16	21	37	39.9	16	19	11	4	11	88	87.1	
LSU	01/04/2026	65-61	W	20-57	.351	10-27	.370	15-26	.577	14	14	28	39.1	13	12	12	4	14	65	85.7	
Missouri	01/08/2026	99-68	W	39-77	.506	10-34	.294	11-15	.733	18	25	43	39.3	14	20	14	3	10	99	86.5	
at Texas A&M	01/11/2026	91-51	W	31-55	.564	12-24	.500	17-24	.708	10	20	30	38.8	14	23	10	2	12	91	86.8	
at Mississippi St.	01/15/2026	89-84	W	30-60	.500	11-29	.379	18-20	.900	10	23	33	38.4	14	20	13	4	4	89	86.9	
vs Michigan	01/19/2026	72-69	W	25-59	.424	9-24	.375	13-16	.813	12	21	33	38.2	17	20	17	3	10	72	86.1	
Total		1636		597-1256	.475	190-514	.370	252-343	.735	275	450	725	38.2	273	391	234	87	240	1636	86.1	
Opponents		1106		413-1078	.383	122-405	.301	158-232	.681	231	417	648	34.1	336	218	418	39	119	1106	58.2	

Vanderbilt Averages

Games Played	Points/game	FG Pct	3FG Pct	FT Pct	Rebounds/game	Assists/game	Turnovers/game	Assist/Turnover ratio	Steals/game	Blocks/game
19	86.1	47.5	37.0	73.5	38.2	20.6	12.3	1.7	12.6	4.6



2026 SEC GAME-BY-GAME STATS

				Total		3-Pointers		Free throws		Rebounds											
Opponent	Date	Score		FG-FGA	PCT	3FG-3FGA	PCT	FT-FTA	PCT	OFF	DEF	TOT	AVG	PF	A	TO	BLK	STL	PTS	AVG	
at Arkansas	01/01/2026	88-71	W	33-72	.458	12-34	.353	10-16	.625	16	21	37	37.0	16	19	11	4	11	88	88.0	
LSU	01/04/2026	65-61	W	20-57	.351	10-27	.370	15-26	.577	14	14	28	32.5	13	12	12	4	14	65	76.5	
Missouri	01/08/2026	99-68	W	39-77	.506	10-34	.294	11-15	.733	18	25	43	36.0	14	20	14	3	10	99	84.0	
at Texas A&M	01/11/2026	91-51	W	31-55	.564	12-24	.500	17-24	.708	10	20	30	34.5	14	23	10	2	12	91	85.8	
at Mississippi St.	01/15/2026	89-84	W	30-60	.500	11-29	.379	18-20	.900	10	23	33	34.2	14	20	13	4	4	89	86.4	
Total		432		153-321	.477	55-148	.372	71-101	.703	68	103	171	34.2	71	94	60	17	51	432	86.4	
Opponents		335		124-286	.434	34-97	.351	53-69	.768	64	111	175	35.0	108	59	105	7	36	335	67.0	

Vanderbilt Averages

Games Played	Points/game	FG Pct	3FG Pct	FT Pct	Rebounds/game	Assists/game	Turnovers/game	Assist/Turnover ratio	Steals/game	Blocks/game
5	86.4	47.7	37.2	70.3	34.2	18.8	12.0	1.6	10.2	3.4

2026 SEC GAME HIGHS & LOWS

HIGHS

Points	99	vs. Missouri (01/08/26)
FG Made	39	vs. Missouri (01/08/26)
FG Attempts	77	vs. Missouri (01/08/26)
3-Pt FG Made	12	at Arkansas (01/01/26)
		at Texas A&M (01/11/26)
3-PT FG Attempts	34	at Arkansas (01/01/26)
		vs. Missouri (01/08/26)
FT Made	18	at Mississippi State (01/15/26)
FT Attempts	26	vs. LSU (01/04/26)
Rebounds	43	vs. Missouri (01/08/26)
Assists	23	at Texas A&M (01/11/26)
Steals	14	vs. LSU (01/04/26)
Blocks	4	at Arkansas (01/01/26)
		vs. LSU (01/04/26)
		at Mississippi State (01/15/26)
Turnovers	14	vs. Missouri (01/08/26)
Fouls	16	at Arkansas (01/01/26)

LOWS

Points	65	vs. LSU (01/04/26)
FG Made	20	vs. LSU (01/04/26)
FG Attempts	55	at Texas A&M (01/11/26)
3-Pt FG Made	10	vs. LSU (01/04/26)
		vs. Missouri (01/08/26)
3-PT FG Attempts	24	at Texas A&M (01/11/26)
FT Made	10	at Arkansas (01/01/26)
FT Attempts	15	vs. Missouri (01/08/26)
Rebounds	28	vs. LSU (01/04/26)
Assists	12	vs. LSU (01/04/26)
Steals	4	at Mississippi State (01/15/26)
Blocks	2	at Texas A&M (01/11/26)
Turnovers	10	at Texas A&M (01/11/26)
Fouls	13	vs. LSU (01/04/26))



2025-26 GAME COMPARISON

Opponent	1st	2nd	3rd	4th	Final	Mar	Total FG	FG Pct	3-Pointers	3FG Pct	Free Throws	FT Pct	Rebs	Mar	Ast	TOver	Block	Steal	Fouls
vs. California	18-18	13 -15	24-9	19-23	74-65	+9	29-75/26- 67	.387 /.388	6-22/7-28	.273 /.250	10-16/6-13	.625/.462	49 /41	+8	15 /18	14/17	8/ 4	15/8	17/14
Furman	21-13	22-9	28-10	25-16	96-48	+48	37-66/17-51	.561/.333	10-25/7-21	.400/.333	12-22/7- 21	.561/.333	37/28	+9	28/9	12/28	2/2	14/5	16/21
at Austin Peay	21-19	17-14	25-18	12 -14	75-65	+10	26- 55 /22-55	.473/.393	8-21/6-24	.381/.250	15-25/ 15 -20	.600/.750	40/28	+12	15 /11	20 /15	6/ 0	6/6	19 /21
at Western Ky.	23-11	23-13	24-15	17-10	87-49	+38	33-67/18-55	.493/.327	12-31/6-18	.387/.333	9-12/7-11	.750/.636	43/27	+16	16/10	13/24	6/3	18/7	16/21
Alabama State	24-9	26-13	27 -6	15-10	92-38	+54	31-73/13- 48	.425/.271	11-30/5-18	.367/.278	19 -25/7-14	.760/.500	48/36	+12	22/6	7/25	6/3	15/4	15/22
Tennessee St.	31-6	25 -4	25-17	18-16	99-43	+56	43- 76 /15-56	.566/.268	8-21/ 3 -21	.381/. 143	5 -10/10-15	.500 /.667	45/31	+14	33 /8	15/29	9 /1	18/6	11/13
vs. Oregon St.	26-13	17 - 25	30 -9	15-19	88-66	+22	32-68/26-61	.471/.426	12-26/7-22	.462 /.318	12-17/7-9	.706/.778	31 / 42	-9	15 /12	7/21	5/2	12/ 3	15/ 11
vs. BYU	16 - 28	24-11	24-16	20-16	84-71	+13	30-73/25-56	.411/.446	11-34/ 12 -28	.324/ .429	13-14/9-14	.929/.643	37/39	-2	21/14	5 /19	1 /2	8/4	11/16
Virginia	18-19	16-11	29-11	18-27	81-68	+13	27-59/27-58	.458/.466	8-23/8-21	.348/.381	19 -21/6-10	.905/.600	34/31	+3	19/14	14/18	5/3	11/ 10	13/21
South Florida	11 -7	27 -18	24-17	25-16	87-58	+29	30-71/26-59	.423/.441	12-37/6-16	.324/.375	15-15/ 0 -2	1.000 /.000	41/31	+10	24/10	9/20	4/2	9/ 3	9 /14
UAlbany	14-7	16-13	20 -11	14 -4	64 - 35	+29	25 - 55 / 11 - 48	.455/. 229	6-18/4-21	.333/.190	8-14/9-14	.571/.643	34/38	-4	15 /6	10/21	6/2	13/6	15/16
Texas Southern	24 - 5	22 -4	28 - 23	22-14	96-46	+50	32-67/15-57	.478/.263	18 - 41 /4-27	.439/.148	14-17/12-13	.824/. .923	47/32	+15	24/11	18/23	6/ 0	13/8	16/15
Stonehill	34 -6	26-11	21-14	28 -19	109 -50	+59	44 -63/20-51	.698 /.392	4 - 11 /7-24	.364/.292	17-18/3-6	.944/.500	30/ 23	+7	27/12	14 / 35	1 /1	26 /5	11/12
at Arkansas	12-17	24-13	22-20	20-21	88-71	+17	33-72/25-52	.458/.481	12-34/7-19	.353/.368	10-16/14-17	.625/.824	37/31	+6	19/ 5	11/22	4/3	11/7	16/17
LSU	12-15	7-16	20-15	23-18	65-61	+4	20-57/25-58	.351/.431	10-27/ 3 -7	.370/.429	15- 26 /8-13	.577/.615	28/48	-20	12/15	12/22	4/1	14/6	13/23
Missouri	27-23	21-14	20-16	31-15	99-68	+31	39-77/24-59	.506/.407	10-34/10- 32	.294/.313	11-15/10-12	.733/.833	43/32	+11	20/14	14/24	3/2	10/8	14/22
at Texas A&M	18-14	25-10	30-15	18-12	91-51	+40	31- 55 /18-51	.564/.353	12-24/6-18	.500/.333	17-24/9-13	.708/.692	30/31	-1	23/11	10/25	2/1	12/5	13/23
at Miss. State	20-16	16-19	30 -20	23 - 29	89- 84	+5	30-60/ 32 -66	.500/. 485	11-29/8-21	.379/.381	18-20/12-14	.900/.857	33/33	0	20/14	13 / 12	4 / 0	4 /10	14 / 24
vs. Michigan	21-17	26-13	14-23	11-16	72-69	+3	25-59/28-68	.424/.412	9-24/6-20	.375/.300	13-16/7-8	.813/.875	33/41	-8	20/18	17/17	3/3	10/8	17/18
SEASON TOTAL	401 - 249	393 - 247	465 - 285	374 - 315	1636 - 1106	+530	597 - 1256 / 413 - 1078	.475 /. 383	190 - 514 / 122 - 405	.370 /. 301	252 - 343 / 158 - 232	.735 /. 681	725 / 648	+77	391 / 218	234 / 418	87 / 39	240 / 119	273 / 336
SEASON AVG	21.1 - 13.1	20.7 - 13.0	24.5 - 15.0	19.7 - 16.6	86.1 - 58.2	+27.9	31.4 - 66.1 / 21.7 - 56.7		10.0 - 27.1 / 6.4 - 21.3		13.3 - 18.1 / 8.3 - 12.2		38.2 / 34.1	+4.1	20.6 / 11.5	12.3 / 22.0	4.6 / 2.1	12.6 / 6.3	14.4 / 17.7

SEASON HIGH | SEASON LOW





SHEA RALPH

HEAD COACH

FIFTH SEASON
UConn • '01

Shea Ralph was named the sixth head coach in Vanderbilt women's basketball history on April 13, 2021. The 2025-26 campaign marks her fifth season leading the Commodores.

Ralph has given the Vanderbilt women's basketball program a resurgence in her short time in the Music City. Using her experience as a player and coach at one of the premier women's basketball programs in the nation, Ralph has brought the Commodores back into the forefront of the NCAA women's basketball landscape.

The Fayetteville, North Carolina, native and UConn graduate has guided the Does to the NCAA Tournament in 2023-24 and 2024-25. It marks the first time that Vanderbilt made consecutive March Madness appearances since earning 15-straight bids from 1999-2014.

Ralph has gone 73-59 (.553) during her four seasons in the Music City, while she is 45-21 (.682) over her last two seasons, which includes 17 victories over SEC teams. Ralph has collected four wins over ranked teams at Vanderbilt and she is the only Commodore women's basketball head coach to defeat in-state rival Tennessee twice in the same season (2024-25).

Ralph recruited and developed Vanderbilt's first National Freshman of the Year recipient, as Mikayla Blakes earned the USBWA Tamika Catchings National Freshman of the Year Award in 2024-25.

The fourth-year head coach has developed a pair of All-Americans at Vanderbilt, with both Mikayla Blakes and Khamil Pierre earning All-American status in 2024-25. She has coached a total of three All-SEC players (Mikayla Blakes (1st - 2024-25), Iyana Moore (2nd -2023-24) and Caja Harbison (2nd - 2022-23)) and has had four Commodores named to the All-SEC Freshman Team. Additionally, she has had nine student-athletes selected to the SEC Academic Honor Roll.

In her fourth season in 2024-25, Ralph guided the Commodores to a 22-11 overall record and an 8-8 mark in SEC play. She led Vanderbilt to its second-straight NCAA Tournament, earning an at-large bid as the No. 7 seed in the Birmingham Region 2.

The 22 wins also marked the first time the Commodores posted back-to-back 20-win seasons since the 2011-12 and 2012-13 campaigns. The Does were ranked in the AP Top 25 and the WBCA Coaches Poll for two weeks during the 2024-25 regular season, marking the first time since 2013-14 that the Commodores have been ranked in both



major polls for multiple weeks. Vanderbilt topped out at No. 23 in both polls on Jan. 28.

The Commodores collected three wins over ranked teams in 2024-25, which include a pair of wins over Tennessee, as Vanderbilt defeated the Lady Vols twice in one season for the first time in program history.

Ralph orchestrated one of the biggest turnarounds in program history during the 2023-24 season, as the Commodores went from being projected last in the SEC preseason polls to earning the program's first bid into the NCAA Tournament in 10 seasons.

Vanderbilt went 23-10 in Year 3 under Ralph's direction, as the Commodores made their first appearance in the NCAA Tournament since the 2013-14 campaign. The 23 wins marked an 11-win improvement from a season ago, which is the second-largest win improvement from one season to the next in program history.

Ralph orchestrated one of the biggest turnarounds in program history during the 2023-24 season, as the Commodores went from being projected last in the SEC preseason polls to earning the program's first bid into the NCAA Tournament in 10 seasons.

Vanderbilt went 23-10 in Year 3 under Ralph's direction, as the Commodores made their first appearance in the NCAA Tournament since the 2013-14 campaign. The 23 wins marked an 11-win improvement from a season ago, which is the second-largest win improvement from one season to the next in program history.

The Commodores went out and proved the preseason prognosticators wrong in 2023-24, as Vandy finished sixth in the SEC after being picked 13th in the Preseason SEC Coaches Poll and 14th in the Preseason SEC Media Poll. The Does went 9-7 in SEC play and won a program-record six road SEC games. The nine SEC wins were the most for Vanderbilt since the 2012-13 campaign. The Commodores earned the No. 6 seed in the 2024 SEC Women's Basketball Tournament, which was the program's highest seed at the SEC Tournament since 2011.

Vanderbilt's at-large bid into the 2024 NCAA Tournament marked the second time in her three seasons that Ralph has led the Commodores to the postseason.

A total of three Commodores earned All-SEC honors in Year 3 under Ralph. Iyana Moore made her first appearance on the All-SEC second team, while Jordyn Cambridge was named to the All-SEC defensive team for a school-record third time. Khamil Pierre was named to the All-SEC freshman team, making her the third Commodore to earn a spot on the team under Ralph, joining Moore and Sacha Washington. Pierre was also named SEC Freshman of the Week a program record five times during the season.

Vanderbilt's hard-nosed and gritty approach helped the Commodores become one of the elite defensive teams in the SEC, as Vandy ranked third in steals per game at 10.2 steals. The Does' 315 steals during the 2023-24 campaign are the third-most in a season in program history.

THE RALPH FILE

Vanderbilt (2021-Current) Head Coach

- 92-59 overall record in four seasons at Vanderbilt
- Led the Commodores to each of the last two NCAA Tournaments, marking the first time Vanderbilt has earned consecutive March Madness bids since going to 15-straight from 1999-2014
- First Vanderbilt women's coach to defeat Tennessee twice in the same season (2024-25)
- Guided Vanderbilt to its first NCAA Tournament bid since the 2014 NCAA Tournament in 2023-24 and posted the Does' first NCAA Tournament victory since 2013
- Posted the largest win improvement from one season to next in school history during the 2023-24 season, as Vandy's 23 victories marked an 11-win improvement from 2022-23
- Led Vanderbilt to its first postseason bid since the 2013-14 campaign with an appearance in the 2022 WNIT in her debut season in 2021-22
- Guided Vandy to a school record six SEC road wins in '23-'24
- Five players have earned All-SEC honors under Ralph

UConn (2008-2021) Assistant Coach

- 462-22 in 13 seasons as an assistant coach at UConn
- Won Six NCAA National Championships
- 12 Final Four Appearances
- 16 Conference Titles
- Coached 21 WNBA Draft Picks, 9 top-5 picks, three No. 1 picks

Pittsburgh (2003-2008) Assistant Coach

- 86-66 in five seasons as an assistant coach at Pittsburgh
- 2008 Sweet 16 Appearance
- Two NCAA Tournament Appearances (2007 & 08)
- 2006 WNIT Final Four

UConn (1996-2001) Player

- Drafted by Utah Starzz in 2001 WNBA Draft
- Scored 1,678 career points, Ranks 8th in UConn history
- Won 2000 NCAA National Championship
- 2000 NCAA Women's Final Four MVP
- 2000 Big East Player of the Year
- 2000 All-American
- 2000 Sports Illustrated Women's College Player of the Year
- Honda Award Winner





Vanderbilt was hit hard with a plethora of preseason injuries to begin the 2022-23 campaign. Coach Ralph was able to rally the Commodores and record a second-straight double-digit win season, marking the first time in six years that Vandy has posted back-to-back double-digit win campaigns.

During the 2022-23 campaign, Ralph guided Vanderbilt to a winning record inside Memorial Gymnasium for the 38th time in the last 40 seasons. The Commodores won nine games at Memorial Gym, which included victories over Texas A&M, Arkansas, and Kentucky.



Ralph was key in the development of Cija Harbison, who transferred into the program for her graduate season and became one of the most prolific scorers in the SEC. Harbison earned second team All-SEC honors after averaging 19.6 points per game and shot 40.6% from the field. The only player in the SEC to score 40 points in a game this season, Harbison had three outings with 30-plus points among the 23 times she has scored in double figures while recording the highest scoring average of her collegiate career. Harbison has led the Commodores in scoring 16 times, assists on 20 occasions and steals in 15 games. Harbison tied a school record with 41 points and added five steals in a January win over Texas A&M.

In her inaugural season, Ralph led Vanderbilt to its first postseason appearance since 2014. The Commodores reached the third round of the Women's National Invitation Tournament, their longest postseason run since 2013. Vanderbilt also recorded its first SEC Tournament victory in six years when it defeated Texas A&M 85-69 on March 2, 2022.

In all, Ralph accrued the third-most wins of any women's basketball coach in a debut season. That included a 63-59 victory against No. 15 Florida in Memorial Gymnasium on Feb. 24, 2022, the program's first win against a ranked opponent since 2020. Ralph wasted no time helping individual student-athletes realize their full potential. Jordyn Cambridge, Iyana Moore and Sacha Washington earned All-SEC accolades during the 2021-22 campaign. Cambridge recorded the program's first postseason triple-double during the SEC Tournament, while she and Moore contributed to a program-record 17 3-pointers against Alabama State on Dec. 28, 2021.

A seven-time national champion as a student-athlete or coach, Ralph arrived at Vanderbilt after spending the previous 13 seasons as an assistant coach alongside Geno Auriemma at the University of Connecticut. While serving as a coach at her alma mater, Ralph helped guide the Huskies to 12 Final Four appearances and six national championships, including an NCAA record four-consecutive titles from 2013-16.

Ralph was an instrumental figure in recruiting and player development with the Huskies.

She mentored standouts like Paige Bueckers, who in

RALPH BY THE RECORD

SEASON	TEAM	OVERALL	CONF.	CONF. FINISH	POSTSEASON
1996-97	UConn (Player)	33-1	18-0	1st	Elite Eight
1997-98	UConn (Redshirted)	34-3	17-1	1st	Elite Eight
1998-99	UConn (Player)	29-5	17-1	T-1st	Sweet 16
1999-00	UConn (Player)	36-1	18-0	T-1st	NCAA Champions
2000-01	UConn (Player)	32-3	17-1	1st	Final Four
2003-04	Pittsburgh (AC)	6-20	2-14	13th	--
2004-05	Pittsburgh (AC)	13-15	5-11	10th	--
2005-06	Pittsburgh (AC)	22-11	9-7	T-6th	WNIT Final Four
2006-07	Pittsburgh (AC)	24-9	10-6	T-5th	NCAA 2nd Round
2007-08	Pittsburgh (AC)	24-11	10-6	T-5th	Sweet 16
2008-09	UConn (AC)	39-0	16-0	1st	NCAA Champions
2009-10	UConn (AC)	39-0	16-0	1st	NCAA Champions
2010-11	UConn (AC)	36-2	16-0	1st	Final Four
2011-12	UConn (AC)	33-5	13-3	T-2nd	Final Four
2012-13	UConn (AC)	35-4	14-2	2nd	NCAA Champions
2013-14	UConn (AC)	40-0	18-0	1st	NCAA Champions
2014-15	UConn (AC)	38-1	18-0	1st	NCAA Champions
2015-16	UConn (AC)	38-0	18-0	1st	NCAA Champions
2016-17	UConn (AC)	36-1	16-0	1st	Final Four
2017-18	UConn (AC)	36-1	16-0	1st	Final Four
2018-19	UConn (AC)	35-3	16-0	1st	Final Four
2019-20	UConn (AC)	29-3	16-0	1st	NCAA Tournament Canceled
2020-21	UConn (AC)	28-2	18-0	1st	Final Four
2021-22	Vanderbilt (HC)	16-19	4-12	T-12th	WNIT Sweet 16
2022-23	Vanderbilt (HC)	12-19	3-13	12th	--
2023-24	Vanderbilt (HC)	23-10	9-7	6th	NCAA 1st Round
2024-25	Vanderbilt (HC)	22-11	8-8	T-8th	NCAA 1st Round
2025-26	Vanderbilt (HC)	19-0	5-0	--	--

RALPH OVERALL CAREER RECORD

SCHOOL	POS.	RECORD	CONF	POSTSEASON
UConn (1996-01)	Player	164-13	87-3	5 NCAA Tourn. • 1 NCAA Title • 2 Final Fours • 4 Elite Eights • 5 Sweet 16
Pittsburgh (2003-08)	Ast. Coach	89-66	36-44	2 NCAA Tourn. • 1 Sweet 16 • 2 NCAA 2nd Rd • 1 WNIT Final Four
UConn (2008-21)	Ast. Coach	462-19	211-5	12 NCAA Tourn. • 6 NCAA Title • 12 Final Fours • 4 Perfect Seasons
Vandy (2021-Pres.)	Head Coach	92-59	29-40	2 NCAA Tourn. • 1 WNIT Sweet 16
TOTAL	28 Seasons	807-157	363-92	21 NCAA Tourn. • 7 NCAA Titles • 14 Final Fours • 18 Elite Eights

RALPH UCONN PLAYING STATS

YEAR	GP	MIN	AVG	FG	FGA	FG%	3FG	3FGA	3P%	FT	FTA	FT%	REB	AVG	AST	AVG	TO	STL	AVG	PTS	AVG
1996-97	31	676	21.8	116	209	.555	7	30	.233	115	138	.833	140	4.5	59	1.9	65	35	1.1	354	11.4
1997-98																					
REDSHIRTED - INJURY																					
1998-99	30	727	24.2	164	277	.559	31	75	.413	144	180	.800	113	3.8	94	3.1	78	69	3.1	503	16.8
1999-00	37	1051	28.4	184	295	.624	22	55	.400	139	170	.818	138	3.7	181	4.9	90	95	4.9	529	14.3
2000-01	30	710	23.7	98	189	.519	21	63	.333	75	93	.806	119	4.0	122	4.1	57	53	4.1	292	9.7
TOTAL	128	3164	24.7	562	970	.579	81	223	.363	473	747	.814	510	4.0	456	3.6	290	252	2.0	1678	13.1

2020-21 became the first freshman to sweep the major national player-of-the-year awards: the Naismith Trophy, Associated Press Player of the Year, USBWA National Player of the Year, Lieberman Award and Wooden Award.

In all, Ralph worked with 21 WNBA draft picks at UConn, including nine top-five picks and three No. 1 overall selections: Tina Charles, Maya Moore and Breanna Stewart.

Prior to returning to UConn as an assistant, Ralph spent five seasons at the University of Pittsburgh from 2003-08. She was instrumental in a period of unprecedented success, helping the Panthers improve from single-digit victories to at least 22 victories in each of her final three seasons. Pitt also reached the Sweet 16 for the first time in program history in 2008.

As one of the most celebrated student-athletes in women's basketball history, Ralph ranks eighth in UConn's storied record book with 1,678 points. She also ranks among the program's all-time top 10 in career assists (456), steals (252) and field goal percentage (57.9). Ralph graduated from Connecticut in 2001 with a degree in exercise physiology.

In leading UConn to a national championship in 2000, Ralph was named an All-American and Big East Player of the Year. She was selected as the most valuable player in the 2000 NCAA Women's Final Four. She also won the Honda Award, presented to the premier female student-athlete in 12 collegiate sports, and the "Sports Illustrated for Women" Player of the Year.

Ralph was selected by the Utah Starzz in the 2001 WNBA Draft, but was unable to pursue a professional career due to a knee injury.

Ralph and her husband, Tom Garrick, have one daughter, Maysen. Currently a member of the Vanderbilt coaching staff, Garrick served as head coach of the UMass-Lowell women's basketball program from 2018-21 and previously served as a Vanderbilt assistant from 2009-15.

Her mother, Marsha Lake, is a trailblazer in women's college basketball, as she is the first All-American from the University of North Carolina and was a member of Team USA with Pat Summitt at the 1973 World University games in Soviet Russia.





1 MIKAYLA BLAKES

@MikaylaBlakes
@MikaylaBlakes
@MikaylaBlakes

G • 5-8 • So. • Somerset, N.J. • Rutgers Prep HS

SEASON HIGHS

Points • 38 • at Mississippi State (01/15/26)
FG Made • 13 • at Arkansas (01/01/26)
FG Attempts • 27 • vs. California (11/3/25)
3-Pt Made • 5 • 2x, Last: at Miss. State (01/15/25)
3-Pt Attempt • 12 • 2x, Last: at Miss. State (01/15/26)
FT Made • 12 • Virginia (12/03/25)
FT Attempt • 13 • Virginia (12/03/25)
Rebounds • 10 • at Western Kentucky (11/19/25)
Assists • 8 • at Arkansas (01/01/26)
Steals • 6 • 2x, Last: UAlbany (12/28/25)
Blocks • 1 • 4x, Last: at Tennessee State (11/23/25)
Minutes • 40 • 4x, Last: at Miss. State (01/15/26)

CAREER HIGHS

Points • 55 • at Auburn (02/18/25)
FG Made • 16 • at Florida (01/30/25)
FG Attempts • 28 • at Auburn (02/18/25)
3-Pt Made • 7 • Last: at Oklahoma (02/20/25)
3-Pt Attempt • 14 • at Miami (12/04/24)
FT Made • 23 • at Auburn (02/18/25)
FT Attempt • 24 • at Auburn (02/18/25)
Rebounds • 10 • at Western Kentucky (11/19/25)
Assists • 8 • 2x, Last: at Arkansas (01/01/26)
Steals • 7 • Appalachian State (12/1/24)
Blocks • 2 • LSU (01/13/25)
Minutes • 45 • Auburn (02/18/25)

- Her 25.0 ppg leads in the SEC and ranks second in NCAA Division I
- 38-game double-digit scoring streak is the third-longest active streak in NCAA DI & is the second-longest by a Dore since 1999-00
- Fastest SEC player to score 1,000 career points in the NCAA era (1981-82) at 42 games
- National Player of the Week by the AP, USBWA & Naismith Trophy (Jan. 5-6)
- 2-Time SEC Co-Player of the Week (Dec. 2, Jan. 6)
- Holds the highest career scoring avg among active NCAA DI players at 23.8 ppg
- Won Gold with Team USA & earned MVP at 2025 FIBA Women's AmeriCup
- Six-time All-American
- SEC Single-Game Scoring & NCAA DI Freshman Single-Game Scoring Record Holder with 55 pts at Auburn on Feb. 18, 2025
- USBWA Tamika Catchings National Freshman of the Year (2024-25)
- SEC Newcomer of the Year - USA Today (2024-25)
- All-SEC First Team (2024-25)

SUPERLATIVES

	'25-'26 CAREER
10+ POINTS	19 51
15+ POINTS	18 46
20+ POINTS	13 34
25+ POINTS	10 20
30+ POINTS	5 10
40+ POINTS	-- 2
50+ POINTS	-- 2
MADE 3+ 3-PT FG	7 15
10+ REBS	1 1
5+ ASSISTS	8 17
3+ ASSISTS	15 34

SUPERLATIVES

	'25-'26 CAREER
5+ STEALS	3 6
3+ STEALS	14 31
2+ BLOCKS	-- 1
DOUBLE-DOUBLES	-- --
LED VANDY IN PTS	15 34
LED VANDY IN REB	3 4
LED VANDY IN AST	8 19
LED VANDY IN STL	8 17
LED VANDY IN BLK	1 6

GAME-BY-GAME

DATE	OPPONENT	GS	MIN	FGM/A	FG%	3FG/A	3P%	FTM/A	FG%	OFF	DEF	TOT	AVG	PF	AST	T/O	BLK	STL	PTS	AVG
11.3.25	CALIFORNIA	*	40:00	9-27	.333	2-9	.222	7-10	.700	1	3	4	4.0	1	1	2	1	3	27	27.0
11.10.25	FURMAN	*	29:29	6-14	.429	2-6	.333	1-4	.250	1	3	4	4.0	2	4	2	1	4	15	21.0
11.12.25	AT AUSTIN PEAY	*	37:37	8-20	.400	2-8	.250	8-11	.727	1	0	1	3.0	3	3	6	0	2	26	22.7
11.19.25	AT WESTERN KY.	*	25:15	11-18	.611	5-9	.556	3-4	.750	4	6	10	4.8	1	3	2	0	6	30	24.5
11.21.25	ALABAMA STATE	*	23:48	5-9	.556	1-4	.250	8-9	.889	2	1	3	4.4	2	5	1	0	4	19	23.4
11.23.25	TENNESSEE STATE	*	20:31	11-17	.647	2-6	.333	0-0	.000	0	2	2	4.0	1	2	0	1	4	24	23.5
11.27.25	VS. OREGON STATE	*	37:34	12-22	.545	2-6	.333	9-10	.900	0	4	4	4.0	2	4	1	1	3	35	25.1
11.29.25	VS. BYU	*	40:00	10-24	.417	3-10	.300	4-4	1.000	2	2	4	4.0	3	6	2	0	3	27	25.4
12.3.25	VIRGINIA	*	40:00	7-17	.412	2-6	.333	12-13	.923	3	4	7	4.3	3	7	5	0	4	28	25.7
12.15.25	SOUTH FLORIDA	*	32:30	7-19	.368	4-12	.333	1-1	1.000	1	5	6	4.5	1	3	2	0	3	19	25.0
12.18.25	UALBANY	*	31:40	7-17	.412	1-5	.200	2-4	.500	0	4	4	4.	0	4	2	0	6	17	24.3
12.20.25	TEXAS SOUTHERN	*	23:01	8-14	.571	4-10	.400	3-4	.750	1	1	2	4.3	0	1	2	1	3	23	24.2
12.28.25	STONEHILL	*	25:41	7-13	.538	1-4	.250	6-6	1.000	0	1	1	4.0	1	7	0	0	5	21	23.9
1.1.26	AT ARKANSAS	*	35:10	13-26	.500	3-9	.333	6-6	1.000	0	4	4	4.0	2	8	1	0	3	35	24.7
1.4.26	LSU	*	40:00	10-25	.400	3-9	.333	9-12	.750	0	1	1	3.8	2	4	4	0	3	32	25.2
1.8.26	MISSOURI	*	33:42	6-17	.353	3-7	.429	5-5	1.000	2	2	4	3.8	2	6	3	0	2	20	24.9
1.11.26	AT TEXAS A&M	*	28:51	9-16	.563	0-4	.000	7-7	1.000	1	0	1	3.6	1	5	2	0	3	25	24.9
1.15.26	AT MISSISSIPPI ST.	*	40:00	11-23	.478	5-12	.417	11-11	1.000	1	4	5	3.7	2	7	3	0	0	38	25.6
1.19.26	VS. MICHIGAN	*	33:27	5-14	.357	0-4	.000	4-5	.800	1	1	2	3.6	4	4	5	0	1	14	25.0
1.22.26	AUBURN																			
1.25.26	AT SOUTH CAROLINA																			
1.29.26	AT OLE MISS																			
2.1.26	FLORIDA																			
2.5.26	AT KENTUCKY																			
2.9.26	OKLAHOMA																			
2.12.26	TEXAS																			
2.15.26	AT GEORGIA																			
2.22.26	KENTUCKY																			
2.26.26	ALABAMA																			
3.1.26	AT TENNESSEE																			
TOTAL		19	618:16	162-352	.460	45-140	.321	106-126	.841	21	48	69	3.6	33	84	45	5	62	475	25.0

CAREER STATS

YEAR	GP	GS	MIN	AVG	FG	FGA	PCT	3FG	3FGA	3PCT	FT	FTA	PCT	OFF	DEF	TOT	AVG	PF	FO	AST	TO	BLK	STL	PTS	AVG
2024-25	33	32	1062	32.2	250	548	.456	76	222	.342	193	218	.885	48	65	113	3.4	82	2	105	96	8	78	769	23.3
2025-26	19	19	618	32.5	162	352	.460	45	140	.321	106	126	.841	21	48	69	3.6	33	0	84	45	5	62	475	25.0
CAREER	52	51	1680	32.3	412	900	.458	121	362	.334	299	344	.869	69	113	182	3.5	115	2	189	141	13	140	1244	23.9





2 JADA BROWN

@_JadaBrown
@BrownJadaa
@JadaBrown_

G • 5-8 • Sr. • Bentonville, Ark. • Bentonville HS

SEASON HIGHS

Points • 12 • Stonehill (12/28/25)
FG Made • 4 • 2x, Last: Stonehill (12/28/25)
FG Attempts • 9 • at Western Kentucky (11/19/25)
3-Pt Made • 3 • vs. Oregon State (11/27/25)
3-Pt Attempt • 4 • 5x, Last: at Texas A&M (01/11/26)
FT Made • 4 • 2x, Last: Stonehill (12/28/25)
FT Attempt • 5 • Stonehill (12/28/25)
Rebounds • 3 • 2x, Last: Texas Southern (12/20/25)
Assists • 6 • Texas A&M (01/11/26)
Steals • 6 • Stonehill (12/28/25)
Blocks • 1 • vs. California (11/3/25)
Minutes • 34 • vs. BYU (11/29/25)

CAREER HIGHS

Points • 12 • 2x, Last: Stonehill (12/28/25)
FG Made • 4 • 3x, Last: Stonehill (12/28/25)
FG Attempts • 12 • Samford (11/10/22)
3-Pt Made • 4 • vs. NC State (11/24/22)
3-Pt Attempt • 8 • at LSU (01/01/23)
FT Made • 4 • Alabama State (11/21/25)
FT Attempt • 4 • Alabama State (11/21/25)
Rebounds • 4 • 4x, Last: Radford (12/31/23)
Assists • 6 • Texas A&M (01/11/26)
Steals • 6 • Stonehill (12/28/25)
Blocks • 1 • 3x, Last: California (11/3/25)
Minutes • 42 • Lipscomb (12/18/22)

- Kay Yow Servant Leader Award (2025-26)
- Averaging a career-best 4.6 ppg this season
- Equaled her career high by scoring 12 pts vs. Stonehill on Dec. 28
- Played in 83 games with 22 career starts at Vanderbilt
- Member of Coach Ralph's first signing class at Vanderbilt
- Her TikTok account has generated 5.7 million likes and 109,000 followers
- Second player from Arkansas in program history and first since 1990-91
- Two-time SEC Winter Academic Honor Roll (2023-24, 2024-25)
- Majoring in Human & Organizational Development

SUPERLATIVES	'25-26 CAREER		SUPERLATIVES	'25-26 CAREER	
10+ POINTS	2	4	3+ ASSISTS	4	5
15+ POINTS	--	--	5+ STEALS	1	1
20+ POINTS	--	--	3+ STEALS	1	1
25+ POINTS	--	--	2+ BLOCKS	--	--
30+ POINTS	--	--	DOUBLE-DOUBLES	--	--
40+ POINTS	--	--	LED VANDY IN PTS	--	--
50+ POINTS	--	--	LED VANDY IN REB	--	--
MADE 3+ 3-PT FG	1	4	LED VANDY IN AST	--	1
10+ REBS	--	--	LED VANDY IN STL	2	2
5+ ASSISTS	1	1-	LED VANDY IN BLK	--	--

GAME-BY-GAME

DATE	OPPONENT	GS	MIN	FGM/A	FG%	3FG/A	3P%	FTM/A	FT%	OFF	DEF	TOT	AVG	PF	AST	T/O	BLK	STL	PTS	AVG
11.3.25	CALIFORNIA		04:08	0-1	.000	0-0	.000	0-0	.000	0	0	0	0.0	0	0	0	1	0	0	0.0
11.10.25	FURMAN		18:31	4-6	.667	2-3	.667	0-0	.000	0	0	0	0.0	1	2	0	0	2	10	5.0
11.12.25	AT AUSTIN PEAY		15:46	1-3	.333	1-3	.333	0-0	.000	0	0	0	0.0	0	1	0	0	0	3	4.3
11.19.25	AT WESTERN KY.		21:39	1-9	.111	0-3	.000	0-0	.000	1	0	1	0.3	3	3	1	0	2	2	3.8
11.21.25	ALABAMA STATE		22:48	0-2	.000	0-1	.000	4-4	1.000	0	2	2	0.6	0	4	1	0	2	4	3.8
11.23.25	TENNESSEE STATE		16:03	3-5	.600	1-3	.333	0-0	.000	0	1	1	0.7	2	2	5	0	1	7	4.3
11.27.25	VS. OREGON STATE		20:06	3-5	.600	3-4	.750	0-0	.000	0	3	3	1.0	2	1	0	0	1	9	5.0
11.29.25	VS. BYU		33:42	2-5	.400	2-4	.500	2-2	1.000	1	1	2	1.1	0	1	0	0	1	8	5.4
12.3.25	VIRGINIA		13:32	0-1	.000	0-1	.000	0-0	.000	1	0	1	1.1	0	0	0	0	0	0	4.8
12.15.25	SOUTH FLORIDA		18:37	0-4	.000	0-4	.000	0-0	.000	0	2	2	1.2	0	2	0	0	1	0	4.3
12.18.25	UALBANY		30:05	1-5	.200	0-1	.000	0-0	.000	0	2	2	1.3	2	2	0	0	0	2	4.1
12.20.25	TEXAS SOUTHERN		23:53	1-4	.250	1-2	.500	0-0	.000	0	3	3	1.4	3	3	2	0	1	3	4.0
12.28.25	STONEHILL		28:06	4-4	1.000	0-0	.000	4-5	.800	0	1	1	1.4	2	1	2	0	6	12	4.6
1.1.26	AT ARKANSAS		26:25	2-4	.500	2-4	.500	0-0	.000	0	3	3	1.5	2	1	0	0	1	6	4.7
1.4.26	LSU		26:16	1-2	.500	1-2	.500	1-2	.500	1	1	2	1.5	0	2	3	0	1	4	4.7
1.8.26	MISSOURI		22:49	1-3	.333	1-2	.500	0-0	.000	1	1	2	1.6	2	2	0	0	0	3	4.6
1.11.26	AT TEXAS A&M		25:50	2-4	.500	2-4	.500	0-0	.000	0	1	1	1.5	2	6	1	0	3	6	4.6
1.15.26	AT MISSISSIPPI ST.		20:41	2-4	.500	1-2	.500	0-0	.000	0	0	0	1.4	1	2	2	0	0	5	4.7
1.19.26	VS. MICHIGAN		21:28	1-2	.500	1-2	.500	0-0	.000	0	0	0	1.4	1	0	1	0	2	3	4.6
1.22.26	AUBURN																			
1.25.26	AT SOUTH CAROLINA																			
1.29.26	AT OLE MISS																			
2.1.26	FLORIDA																			
2.5.26	AT KENTUCKY																			
2.9.26	OKLAHOMA																			
2.12.26	TEXAS																			
2.15.26	AT GEORGIA																			
2.22.26	KENTUCKY																			
2.26.26	ALABAMA																			
3.1.26	AT TENNESSEE																			
TOTAL		0	410:25	29-73	.397	18-45	.400	11-13	.846	5	21	26	1.4	23	35	18	1	24	87	4.6

CAREER STATS

YEAR	GP	GS	MIN	AVG	FG	FGA	PCT	3FG	3FGA	3PCT	FT	FTA	PCT	OFF	DEF	TOT	AVG	PF	FO	AST	TO	BLK	STL	PTS	AVG
2022-23	30	22	637	21.3	44	150	.293	32	105	.305	12	14	.857	13	19	32	1.1	35	0	24	44	1	14	132	4.4
2023-24	19	0	128	6.7	3	20	.150	2	16	.125	4	6	.667	2	9	11	0.6	12	0	7	6	0	2	12	0.6
2024-25	15	0	78	5.2	7	14	.500	3	7	.429	3	4	.750	5	9	14	0.9	9	0	6	6	0	6	20	1.3
2025-26	19	0	410	21.6	29	73	.397	18	45	.400	11	13	.846	5	21	26	1.4	23	0	35	18	1	24	87	4.6
CAREER	83	22	1253	15.1	83	257	.323	55	173	.318	30	37	.811	25	58	83	1.0	79	0	72	74	2	46	25	3.0





3 AUBREY GALVAN

@AubTheBaller1
@AubTheBaller
@AubTheBaller1

G • 5-6 • Fr. • Deerfield, Ill. • Wilmette Loyola Academy

SEASON HIGHS

Points • 20 • vs. Michigan (01/19/26)
FG Made • 8 • Missouri (01/08/26)
FG Attempts • 17 • Missouri (01/08/26)
3-Pt Made • 4 • 2x, Last: LSU (01/04/26)
3-Pt Attempt • 11 • Missouri (01/08/26)
FT Made • 3 • 2x, Last: vs. Michigan (01/19/26)
FT Attempt • 4 • vs. Michigan (01/19/26)
Rebounds • 9 • vs. California (11/3/25)
Assists • 15 • Tennessee State (11/23/25)
Steals • 9 • Tennessee State (11/23/25)
Blocks • 1 • vs. Oregon State (11/27/25)
Minutes • 40 • 3x, Last: vs. Michigan (01/19/26)

CAREER HIGHS

Points • 20 • vs. Michigan (01/19/26)
FG Made • 8 • Missouri (01/08/26)
FG Attempts • 17 • Missouri (01/08/26)
3-Pt Made • 4 • 2x, Last: LSU (01/04/26)
3-Pt Attempt • 11 • Missouri (01/08/26)
FT Made • 3 • 2x, Last: vs. Michigan (01/19/26)
FT Attempt • 4 • vs. Michigan (01/19/26)
Rebounds • 9 • vs. California (11/3/25)
Assists • 15 • Tennessee State (11/23/25)
Steals • 9 • Tennessee State (11/23/25)
Blocks • 1 • vs. Oregon State (11/27/25)
Minutes • 40 • 3x, Last: vs. Michigan (01/19/26)

- Ranks in the top-15 nationally in assists (11th; 119) & ast/game (12th; 6.3)
- 3-Time SEC Co-Freshman of the Week (Nov. 25, Jan. 6, Jan. 20)
- Her 7 ast vs. Cal were the most by a Vandy player in a debut since 2015-16
- Her 9 reb. vs. Cal were the most by a Commodore in a debut since 2019-20
- Became the first NCAA player since at 1999-00 to open her career with back-to-back games with 7-plus assists and 7-plus rebounds
- Two-time adidas All-American ('23, '24)
- 4-star recruit according to Prospect Nation and named to the site's Elite 150 for the Class of 2025
- Works out with WNBA star Jewell Loyd in the summers and considers the six-time WNBA All-Star a mentor

SUPERLATIVES	'25-26 CAREER		SUPERLATIVES	'25-26 CAREER	
10+ POINTS	10	10	3+ ASSISTS	15	15
15+ POINTS	5	5	5+ STEALS	4	4
20+ POINTS	--	--	3+ STEALS	10	10
25+ POINTS	--	--	2+ BLOCKS	--	--
30+ POINTS	--	--	DOUBLE-DOUBLES	1	1
40+ POINTS	--	--	LED VANDY IN PTS	--	--
50+ POINTS	--	--	LED VANDY IN REB	1	1
MADE 3+ 3-PT FG	5	5	LED VANDY IN AST	9	9
10+ REBS	--	--	LED VANDY IN STL	5	5
5+ ASSISTS	13	13	LED VANDY IN BLK	--	--

GAME-BY-GAME

DATE	OPPONENT	GS	MIN	FGM/A	FG%	3FG/A	3P%	FTM/A	FG%	OFF	DEF	TOT	AVG	PF	AST	T/O	BLK	STL	PTS	AVG
11.3.25	CALIFORNIA	*	39:10	3-14	.214	1-4	.250	0-0	.000	2	7	9	9.0	4	7	3	0	3	7	7.0
11.10.25	FURMAN	*	31:18	5-10	.500	1-4	.250	0-0	.000	2	5	7	8.0	3	8	6	0	3	11	9.0
11.12.25	AT AUSTIN PEAY	*	40:00	6-10	.600	3-5	.600	3-3	1.000	0	2	2	6.0	4	3	2	0	0	18	12.0
11.19.25	AT WESTERN KY.	*	27:08	1-6	.167	1-2	.500	0-0	.000	0	5	5	5.8	0	8	1	0	0	3	9.8
11.21.25	ALABAMA STATE	*	25:50	2-9	.222	0-3	.000	0-0	.000	0	2	2	5.0	0	8	1	0	2	4	8.6
11.23.25	TENNESSEE STATE	*	30:53	7-15	.467	2-5	.400	0-0	.000	0	3	3	4.7	0	15	5	0	9	16	9.8
11.27.25	VS. OREGON STATE	*	30:29	5-14	.357	2-5	.400	0-2	.000	0	1	1	4.1	3	1	1	1	6	12	10.1
11.29.25	VS. BYU	*	40:00	6-15	.400	2-9	.222	2-2	1.000	0	2	2	3.9	0	5	0	0	3	16	10.9
12.3.25	VIRGINIA	*	37:47	3-6	.500	1-2	.500	0-0	.000	0	4	4	3.9	0	8	3	0	3	7	10.4
12.15.25	SOUTH FLORIDA	*	35:59	4-13	.308	3-10	.300	0-0	.000	1	4	5	4.0	0	8	2	0	2	11	10.5
12.18.25	UALBANY	*	35:35	6-12	.500	3-6	.500	0-0	.000	0	6	6	4.2	2	4	2	0	4	15	10.9
12.20.25	TEXAS SOUTHERN	*	21:37	1-9	.111	1-8	.125	0-0	.000	1	1	2	4.0	1	11	3	0	0	3	10.3
12.28.25	STONEHILL	*	28:12	4-7	.571	1-2	.500	0-0	.000	0	3	3	3.9	0	7	1	0	5	9	10.2
1.1.26	AT ARKANSAS	*	34:03	5-13	.385	4-10	.400	0-0	.000	0	0	0	3.6	1	6	1	0	3	14	10.4
1.4.26	LSU	*	33:30	4-16	.250	4-10	.400	2-3	.667	1	2	3	3.6	2	1	3	0	3	14	10.7
1.8.26	MISSOURI	*	36:27	8-17	.471	2-11	.182	1-1	1.000	0	1	1	3.4	1	4	4	0	5	19	11.2
1.11.26	AT TEXAS A&M	*	34:20	5-9	.556	2-4	.500	0-0	.000	0	1	1	3.3	0	7	2	0	4	12	11.2
1.15.26	AT MISSISSIPPI ST.	*	26:22	3-9	.333	0-4	.000	2-2	1.000	0	3	3	3.3	3	5	1	0	0	8	11.1
1.19.26	VS. MICHIGAN	*	40:00	7-14	.500	3-6	.500	3-4	.750	0	1	1	3.2	3	3	3	0	2	20	11.5
1.22.26	AUBURN																			
1.25.26	AT SOUTH CAROLINA																			
1.29.26	AT OLE MISS																			
2.1.26	FLORIDA																			
2.5.26	AT KENTUCKY																			
2.9.26	OKLAHOMA																			
2.12.26	TEXAS																			
2.15.26	AT GEORGIA																			
2.22.26	KENTUCKY																			
2.26.26	ALABAMA																			
3.1.26	AT TENNESSEE																			
TOTAL		19	628:40	85-218	.390	36-110	.327	13-17	.765	7	53	60	3.2	27	119	44	1	57	219	11.5

CAREER STATS

YEAR	GP	GS	MIN	AVG	FG	FGA	PCT	3FG	3FGA	3PCT	FT	FTA	PCT	OFF	DEF	TOT	AVG	PF	FO	AST	TO	BLK	STL	PTS	AVG
2025-26	19	19	629	33.1	85	218	.390	36	110	.327	13	17	.765	7	53	60	3.2	27	0	119	44	1	57	219	11.5
CAREER	19	19	629	33.1	85	218	.390	36	110	.327	13	17	.765	7	53	60	3.2	27	0	119	44	1	57	219	11.5





4 MADISON GREENE

@Mad1son_O4

@Mad1son_O4

G • 5-6 • Jr. • Columbus, Ohio • Pickerington Central HS

SEASON HIGHS

Points • - - • - -
FG Made • - - • - -
FG Attempts • - - • - -
3-Pt Made • - - • - -
3-Pt Attempt • - - • - -
FT Made • - - • - -
FT Attempt • - - • - -
Rebounds • - - • - -
Assists • - - • - -
Steals • - - • - -
Blocks • - - • - -
Minutes • - - • - -

CAREER HIGHS

Points • 25 • at Dayton (12/19/24)
FG Made • 7 • 2x, Last: at Dayton (12/19/24)
FG Attempts • 14 • at Dayton (12/19/24)
3-Pt Made • 5 • at South Florida (11/14/24)
3-Pt Attempt • 8 • at South Florida (11/14/24)
FT Made • 8 • at Dayton (12/19/24)
FT Attempt • 10 • at Dayton (12/19/24)
Rebounds • 6 • Alabama A&M (12/29/24)
Assists • 6 • Samford (11/22/24)
Steals • 6 • Lipscomb (11/04/24)
Blocks • 1 • Austin Peay (11/08/24)
Minutes • 41 • Mississippi State (02/13/25)

- Will miss the 2025-25 season due to injury
- Played in 44 games with four career starts at Vanderbilt
- Earned a medical redshirt waiver for the 2023-24 season after missing the final 22 games due to injury
- Led the team in points off the bench at 7.3 ppg in 29 games in '24-25
- First Dore since 2018 to score 25-plus points off the bench in game vs. Dayton on Dec. 19, 2024
- SEC Winter Academic Honor Roll ('25)
- Majoring in Medicine, Health & Society

SUPERLATIVES	'25-26 CAREER	SUPERLATIVES	'25-26 CAREER
10+ POINTS	-- 13	3+ ASSISTS	-- 6
15+ POINTS	-- 5	5+ STEALS	-- 1
20+ POINTS	-- 1	3+ STEALS	-- 5
25+ POINTS	-- 1	2+ BLOCKS	-- --
30+ POINTS	-- --	DOUBLE-DOUBLES	-- --
40+ POINTS	-- --	LED VANDY IN PTS	-- 1
50+ POINTS	-- --	LED VANDY IN REB	-- --
MADE 3+ 3-PT FG	-- 4	LED VANDY IN AST	-- 4
10+ REBS	-- --	LED VANDY IN STL	-- 4
5+ ASSISTS	-- 1	LED VANDY IN BLK	-- --

GAME-BY-GAME

DATE	OPPONENT	GS	MIN	FGM/A	FG%	3FG/A	3P%	FTM/A	FG% OFF	DEF	TOT	AVG	PF	AST	T/O	BLK	STL	PTS	AVG
11.3.25	CALIFORNIA																		
11.10.25	FURMAN																		
11.12.25	AT AUSTIN PEAY																		
11.19.25	AT WESTERN KY.																		
11.21.25	ALABAMA STATE																		
11.23.25	TENNESSEE STATE																		
11.27.25	VS. OREGON STATE																		
11.29.25	VS. BYU OR VA. TECH																		
12.3.25	VIRGINIA																		
12.15.25	SOUTH FLORIDA																		
12.18.25	UALBANY																		
12.20.25	TEXAS SOUTHERN																		
12.28.25	STONEHILL																		
1.1.26	AT ARKANSAS																		
1.4.26	LSU																		
1.8.26	MISSOURI																		
1.11.26	AT TEXAS A&M																		
1.15.26	AT MISSISSIPPI ST.																		
1.19.26	VS. MICHIGAN																		
1.22.26	AUBURN																		
1.25.26	AT SOUTH CAROLINA																		
1.29.26	AT OLE MISS																		
2.1.26	FLORIDA																		
2.5.26	AT KENTUCKY																		
2.9.26	OKLAHOMA																		
2.12.26	TEXAS																		
2.15.26	AT GEORGIA																		
2.22.26	KENTUCKY																		
2.26.26	ALABAMA																		
3.1.26	AT TENNESSEE																		
TOTAL																			

CAREER STATS

YEAR	GP	GS	MIN	AVG	FG	FGA	PCT	3FG	3FGA	3PCT	FT	FTA	PCT	OFF	DEF	TOT	AVG	PF	FO	AST	TO	BLK	STL	PTS	AVG
2023-24	11	0	217	19.7	31	73	.425	10	28	.357	4	6	.667	5	11	16	1.5	22	0	13	14	0	15	76	6.9
2024-25	33	4	672	20.4	78	181	.431	25	71	.352	44	53	.830	19	52	71	2.2	58	0	44	56	1	40	225	6.8
2025-26	--	--	--	--	--	--	--	--	--	--	--	--	--	--	--	--	--	--	--	--	--	--	--	--	--
CAREER	44	4	889	20.2	109	254	.429	35	99	.354	48	59	.814	24	63	87	2.0	80	0	57	70	1	55	301	6.8





8 AVA BLACK

@Ava_Black0501
@Ava_Jaye_Black

G • 5-11 • Fr. • Auburn, N.H. • Tabor Academy (Mass.)

SEASON HIGHS

Points • 11 • Alabama State (11/21/25)
FG Made • 4 • 3x, Last: Stonehill (12/28/25)
FG Attempts • 8 • 2x, Last: Texas Southern (12/20/25)
3-Pt Made • 3 • Alabama State (11/21/25)
3-Pt Attempt • 4 • Alabama State (11/21/25)
FT Made • 2 • South Florida (12/15/25)
FT Attempt • 2 • South Florida (12/15/25)
Rebounds • 6 • 2x, Last: Tennessee State (11/21/25)
Assists • 2 • 2x, Last: Tennessee State (11/21/25)
Steals • 3 • 2x, Last: Texas Southern (12/20/25)
Blocks • 1 • Tennessee State (11/21/25)
Minutes • 22 • 2x, Last: Texas Southern (12/20/25)

CAREER HIGHS

Points • 11 • Alabama State (11/21/25)
FG Made • 4 • 3x, Last: Stonehill (12/28/25)
FG Attempts • 8 • 2x, Last: Texas Southern (12/20/25)
3-Pt Made • 3 • Alabama State (11/21/25)
3-Pt Attempt • 4 • Alabama State (11/21/25)
FT Made • 2 • South Florida (12/15/25)
FT Attempt • 2 • South Florida (12/15/25)
Rebounds • 6 • 2x, Last: Tennessee State (11/21/25)
Assists • 2 • 2x, Last: Tennessee State (11/21/25)
Steals • 3 • 2x, Last: Texas Southern (12/20/25)
Blocks • 1 • Tennessee State (11/21/25)
Minutes • 22 • 2x, Last: Texas Southern (12/20/25)

- Made her Vanderbilt debut vs. Furman on Nov. 10
- Scored a career-high 11 points vs. Alabama State
- Ranked as one of New England's top prospects
- Attended the 2023 USA Women's Basketball U16 National Team trials
- First player in program history from New Hampshire
- Two-time All-State selection

SUPERLATIVES	'25-26 CAREER	SUPERLATIVES	'25-26 CAREER
10+ POINTS	1 1	3+ ASSISTS	-- --
15+ POINTS	-- --	5+ STEALS	-- --
20+ POINTS	-- --	3+ STEALS	1 1
25+ POINTS	-- --	2+ BLOCKS	-- --
30+ POINTS	-- --	DOUBLE-DOUBLES	-- --
40+ POINTS	-- --	LED VANDY IN PTS	-- --
50+ POINTS	-- --	LED VANDY IN REB	-- --
MADE 3+ 3-PT FG	1 1	LED VANDY IN AST	-- --
10+ REBS	-- --	LED VANDY IN STL	1 1
5+ ASSISTS	-- --	LED VANDY IN BLK	-- --

GAME-BY-GAME

DATE	OPPONENT	GS	MIN	FGM/A	FG%	3FG/A	3P%	FTM/A	FT%	OFF	DEF	TOT	AVG	PF	AST	T/O	BLK	STL	PTS	AVG
11.3.25	CALIFORNIA																			
11.10.25	FURMAN		04:19	1-2	.500	0-1	.000	1-1	1.000	0	1	1	1.0	2	0	0	0	0	3	3.0
11.12.25	AT AUSTIN PEAY																			
11.19.25	AT WESTERN KY.		12:30	1-3	.333	0-1	.000	0-0	.000	4	0	4	2.5	3	2	0	0	2	2	2.5
11.21.25	ALABAMA STATE		21:57	4-8	.500	3-4	.750	0-0	.000	3	3	6	3.7	3	1	0	0	3	11	5.3
11.23.25	TENNESSEE STATE		20:34	2-3	.667	0-1	.000	0-1	.000	1	5	6	4.3	1	2	2	1	1	4	5.0
11.27.25	VS. OREGON STATE		09:21	0-0	.000	0-0	.000	0-0	.000	0	2	2	3.8	1	1	1	0	1	0	4.0
11.29.25	VS. BYU		07:42	2-4	.500	0-2	.000	0-0	.000	0	0	0	3.2	1	1	0	0	0	4	4.0
12.3.25	VIRGINIA																			
12.15.25	SOUTH FLORIDA		09:59	0-1	.000	0-0	.000	2-2	1.000	3	1	4	3.3	1	0	1	0	0	2	3.7
12.18.25	UALBANY		09:13	1-2	.500	0-1	.000	0-0	.000	1	2	3	3.3	2	0	0	0	0	2	3.5
12.20.25	TEXAS SOUTHERN		21:56	4-5	.800	1-1	1.000	0-0	.000	0	5	5	3.4	4	0	1	0	3	9	4.1
12.28.25	STONEHILL		17:51	4-4	1.000	0-0	.000	1-1	1.000	1	4	5	3.6	2	1	0	0	2	9	4.6
1.1.26	AT ARKANSAS		13:12	1-1	1.000	1-1	1.000	0-0	.000	3	1	4	3.6	1	1	3	0	0	3	4.5
1.4.26	LSU		02:14	0-0	.000	0-0	.000	0-0	.000	0	1	1	3.4	0	0	0	0	0	0	4.1
1.8.26	MISSOURI		04:10	0-1	.000	0-1	.000	0-0	.000	0	0	0	3.2	2	0	0	0	0	0	3.8
1.11.26	AT TEXAS A&M		10:11	1-2	.500	0-0	.000	0-1	.000	0	1	1	3.0	1	0	0	0	0	2	3.6
1.15.26	AT MISSISSIPPI ST.		02:12	0-1	.000	0-1	.000	0-0	.000	0	0	0	2.8	0	0	0	0	0	0	3.4
1.19.26	VS. MICHIGAN																			
1.22.26	AUBURN																			
1.25.26	AT SOUTH CAROLINA																			
1.29.26	AT OLE MISS																			
2.1.26	FLORIDA																			
2.5.26	AT KENTUCKY																			
2.9.26	OKLAHOMA																			
2.12.26	TEXAS																			
2.15.26	AT GEORGIA																			
2.22.26	KENTUCKY																			
2.26.26	ALABAMA																			
3.1.26	AT TENNESSEE																			
TOTAL		0	167:20	21-37	.568	5-14	.357	4-6	.667	16	26	42	2.8	24	9	8	1	12	51	3.4

CAREER STATS

YEAR	GP	GS	MIN	AVG	FG	FGA	PCT	3FG	3FGA	3PCT	FT	FTA	PCT	OFF	DEF	TOT	AVG	PF	FO	AST	TO	BLK	STL	PTS	AVG
2025-26	15	0	167	11.2	21	37	.568	5	14	.357	4	6	.667	16	26	42	2.8	24	0	9	8	1	12	51	3.4
CAREER	15	0	167	11.2	21	37	.568	5	14	.357	4	6	.667	16	26	42	2.8	24	0	9	8	1	12	51	3.4



11 MONIQUE WILLIAMS



@Monique.Williams6



@Monique_Williams11

F • 6-3 • Fr. • Perth, Australia • Willeton Senior HS

SEASON HIGHS

Points • 5 • Texas Southern (12/20/25)
FG Made • 2 • Texas Southern (12/20/25)
FG Attempts • 2 • 2x, Last: Texas Southern (12/20/25)
3-Pt Made • 1 • Texas Southern (12/20/25)
3-Pt Attempt • 1 • Texas Southern (12/20/25)
FT Made • 2 • Tennessee State (11/23/25)
FT Attempt • 4 • Tennessee State (11/23/25)
Rebounds • 2 • Alabama State (11/21/25)
Assists • 1 • UAlbany (12/18/25)
Steals • - - - -
Blocks • - - - -
Minutes • 10 • Texas Southern (12/20/25)

CAREER HIGHS

Points • 5 • Texas Southern (12/20/25)
FG Made • 2 • Texas Southern (12/20/25)
FG Attempts • 2 • 2x, Last: Texas Southern (12/20/25)
3-Pt Made • 1 • Texas Southern (12/20/25)
3-Pt Attempt • 1 • Texas Southern (12/20/25)
FT Made • 2 • Tennessee State (11/23/25)
FT Attempt • 4 • Tennessee State (11/23/25)
Rebounds • 2 • Alabama State (11/21/25)
Assists • 1 • UAlbany (12/18/25)
Steals • - - - -
Blocks • - - - -
Minutes • 10 • Texas Southern (12/20/25)

- Made her Vanderbilt debut vs. Furman on Nov. 10
- Enrolled into Vanderbilt during the 2025 Spring semester, where she practiced with the Commodores for the remainder of 2024-25
- Member of Australia's National Program
- Second player in program history from Australia and first since 1999-00
- Attended Willeton Senior High School in Perth, Australia
- Won Silver w/ Australia at the 2025 FIBA U19 Women's World Cup in Czechia
- Played in eight games in the Basketball Australia Centre of Excellence (CoE)

SUPERLATIVES

10+ POINTS
15+ POINTS
20+ POINTS
25+ POINTS
30+ POINTS
40+ POINTS
50+ POINTS
MADE 3+ 3-PT FG
10+ REBS
5+ ASSISTS

'25-26 CAREER

--	--
--	--
--	--
--	--
--	--
--	--
--	--
--	--
--	--
--	--

SUPERLATIVES

3+ ASSISTS
5+ STEALS
3+ STEALS
2+ BLOCKS
DOUBLE-DOUBLES
LED VANDY IN PTS
LED VANDY IN REB
LED VANDY IN AST
LED VANDY IN STL
LED VANDY IN BLK

'25-26 CAREER

--	--
--	--
--	--
--	--
--	--
--	--
--	--
--	--
--	--
--	--

GAME-BY-GAME

DATE	OPPONENT	GS	MIN	FGM/A	FG%	3FG/A	3P%	FTM/A	FG%	OFF	DEF	TOT	AVG	PF	AST	T/O	BLK	STL	PTS	AVG
11.3.25	CALIFORNIA																			
11.10.25	FURMAN	02:56	0-1	.000	0-0	.000	0-0	.000	0	0	0	0	0.0	1	0	0	0	0	0	0.0
11.12.25	AT AUSTIN PEAY																			
11.19.25	AT WESTERN KY.	03:42	0-0	.000	0-0	.000	0-0	.000	0	1	1	0.5	0	0	0	0	0	0	0	0.0
11.21.25	ALABAMA STATE	08:55	0-2	.000	0-0	.000	0-0	.000	2	0	2	1.0	1	0	0	0	0	0	0	0.0
11.23.25	TENNESSEE STATE	05:04	0-1	.000	0-0	.000	2-4	.500	0	0	0	0.8	0	0	0	0	0	0	2	0.5
11.27.25	VS. OREGON STATE																			
11.29.25	VS. BYU																			
12.3.25	VIRGINIA																			
12.15.25	SOUTH FLORIDA	02:14	1-1	1.000	0-0	.000	0-0	.000	0	0	0	0.6	0	0	0	0	0	0	2	0.8
12.18.25	UALBANY	01:34	0-0	.000	0-0	.000	0-0	.000	0	0	0	0.5	0	1	0	0	0	0	0	0.7
12.20.25	TEXAS SOUTHERN	10:00	2-2	1.000	1-1	1.000	0-2	.000	0	0	0	0.4	0	0	0	0	0	0	5	1.3
12.28.25	STONEHILL	06:08	0-1	.000	0-0	.000	0-0	.000	0	0	0	0.4	0	0	1	0	0	0	0	1.1
1.1.26	AT ARKANSAS																			
1.4.26	LSU																			
1.8.26	MISSOURI	02:38	1-1	1.000	0-0	.000	0-0	.000	0	0	0	0.3	0	0	0	0	0	0	2	1.2
1.11.26	AT TEXAS A&M	02:34	0-0	.000	0-0	.000	0-0	.000	0	1	1	0.4	0	0	0	0	0	0	0	1.1
1.15.26	AT MISSISSIPPI ST.																			
1.19.26	VS. MICHIGAN																			
1.22.26	AUBURN																			
1.25.26	AT SOUTH CAROLINA																			
1.29.26	AT OLE MISS																			
2.1.26	FLORIDA																			
2.5.26	AT KENTUCKY																			
2.9.26	OKLAHOMA																			
2.12.26	TEXAS																			
2.15.26	AT GEORGIA																			
2.22.26	KENTUCKY																			
2.26.26	ALABAMA																			
3.1.26	AT TENNESSEE																			
TOTAL		0	45:45	4-9	.444	1-1	1.000	2-6	.333	2	2	40	4	2	1	1	0	0	11	1.1

CAREER STATS

YEAR	GP	GS	MIN	AVG	FG	FGA	PCT	3FG	3FGA	3PCT	FT	FTA	PCT	OFF	DEF	TOT	AVG	PF	FO	AST	TO	BLK	STL	PTS	AVG
2025-26	10	0	46	4.6	4	9	.444	1	1	1.000	2	6	.333	2	2	40	4	2	0	1	1	0	0	11	1.1
CAREER	10	0	46	4.6	4	9	.444	1	1	1.000	2	6	.333	2	2	40	4	2	0	1	1	0	0	11	1.1





13 JUSTINE PISSOTT

@JustinePissott
@j.usssssyyy
@JustinePissott

G/F • 6-4 • Sr. • Toms River, N.J. • Tennessee/Red Bank Catholic

SEASON HIGHS

Points • 25 • Texas Southern (12/20/25)
FG Made • 9 • Texas Southern (12/20/25)
FG Attempts • 15 • Virginia (12/03/25)
3-Pt Made • 7 • Texas Southern (12/20/25)
3-Pt Attempt • 12 • Virginia (12/03/25)
FT Made • 2 • 2x, Last: Missouri (01/08/26)
FT Attempt • 4 • Missouri (01/08/26)
Rebounds • 10 • vs. BYU (11/29/25)
Assists • 6 • Furman (11/10/25)
Steals • 2 • South Florida (12/15/25)
Blocks • 3 • vs. California (11/3/25)
Minutes • 39 • vs. California (11/3/25)

CAREER HIGHS

Points • 25 • Texas Southern (12/20/25)
FG Made • 9 • Texas Southern (12/20/25)
FG Attempts • 15 • Virginia (12/03/25)
3-Pt Made • 7 • Texas Southern (12/20/25)
3-Pt Attempt • 12 • Virginia (12/03/25)
FT Made • 4 • at Texas (02/06/25)
FT Attempt • 4 • at Texas (02/06/25)
Rebounds • 10 • vs. BYU (11/29/25)
Assists • 6 • Furman (11/10/25)
Steals • 2 • 3x, Last: South Florida (12/15/25)
Blocks • 3 • 2x, Last: vs. California (11/3/25)
Minutes • 39 • vs. California (11/3/25)

- Averaging a career-best 11.8 ppg this season
- Leads the SEC and ranks 6th nationally in 3-Pointers Made (59)
- Leads the SEC and ranks 8th nationally in 3-Pt Made Per Game (3.11)
- Leads the SEC and ranks 14th nationally in 3-Pt FG Percentage (44.4%)
- Named to Paradise Jam Island Division All-Tournament Team
- Scored career-high 25 points vs. Texas Southern on Dec. 20
- Collected first career double-double vs. BYU with 18 pts and 10 reb
- Holds a career 3-point percentage of 40.3% at Vandy
- First player to transfer to Vanderbilt from Tennessee
- McDonald's All-American ('22)

SUPERLATIVES	'25-26 CAREER		SUPERLATIVES	'25-26 CAREER	
10+ POINTS	12	21	3+ ASSISTS	10	13
15+ POINTS	5	7	5+ STEALS	--	--
20+ POINTS	2	2	3+ STEALS	--	--
25+ POINTS	1	1	2+ BLOCKS	3	5
30+ POINTS	--	--	DOUBLE-DOUBLES	1	1
40+ POINTS	--	--	LED VANDY IN PTS	--	--
50+ POINTS	--	--	LED VANDY IN REB	3	4
MADE 3+ 3-PT FG	9	20	LED VANDY IN AST	2	2
10+ REBS	1	1	LED VANDY IN STL	--	--
5+ ASSISTS	2	2	LED VANDY IN BLK	4	14

GAME-BY-GAME

DATE	OPPONENT	GS	MIN	FGM/A	FG%	3FG/A	3P%	FTM/A	FG%	OFF	DEF	TOT	AVG	PF	AST	T/O	BLK	STL	PTS	AVG
11.3.25	CALIFORNIA	*	38:40	3-10	.300	2-8	.250	1-2	.500	3	4	7	7.0	1	2	1	3	1	9	9.0
11.10.25	FURMAN	*	26:14	5-10	.500	3-7	.429	0-0	.000	0	3	3	5.0	2	6	0	0	0	13	11.0
11.12.25	AT AUSTIN PEAY	*	29:02	1-5	.200	1-4	.250	0-0	.000	1	4	5	5.0	4	4	2	1	0	3	8.3
11.19.25	AT WESTERN KY.	*	20:35	4-10	.400	4-8	.500	0-0	.000	3	1	4	4.8	2	0	3	1	0	12	9.3
11.21.25	ALABAMA STATE	*	17:09	1-5	.200	1-5	.200	0-0	.000	1	4	5	4.8	0	3	0	0	1	3	8.0
11.23.25	TENNESSEE STATE	*	22:10	4-5	.800	2-2	1.000	2-2	1.000	0	6	6	5.0	3	2	2	0	1	12	8.7
11.27.25	VS. OREGON STATE	*	34:04	6-12	.500	5-9	.556	0-0	.000	1	5	6	5.1	2	4	0	1	0	17	9.9
11.29.25	VS. BYU	*	30:13	7-13	.538	4-9	.444	0-0	.000	2	8	10	5.8	3	2	1	0	0	18	10.9
12.3.25	VIRGINIA	*	38:05	3-15	.200	3-12	.250	0-0	.000	0	3	3	5.4	2	4	3	1	0	9	10.7
12.15.25	SOUTH FLORIDA	*	28:07	5-8	.625	3-5	.600	0-0	.000	1	5	6	5.5	0	4	1	1	2	13	10.9
12.18.25	UALBANY	*	19:59	1-2	.500	1-2	.500	0-0	.000	0	1	1	5.1	3	3	0	0	0	3	10.2
12.20.25	TEXAS SOUTHERN	*	20:47	9-13	.692	7-10	.700	0-0	.000	0	3	3	4.9	1	1	1	0	1	25	11.4
12.28.25	STONEHILL	*	21:54	5-8	.625	2-4	.500	0-0	.000	0	1	1	4.6	1	2	1	0	2	12	11.5
1.1.26	AT ARKANSAS	*	25:39	2-10	.200	2-8	.250	0-0	.000	0	2	2	4.4	3	1	1	0	1	6	11.1
1.4.26	LSU	*	27:43	2-7	.286	2-5	.400	0-0	.000	1	0	1	4.2	2	1	0	0	0	6	10.7
1.8.26	MISSOURI	*	26:04	5-10	.500	3-8	.375	2-4	.500	2	5	7	4.4	2	4	2	2	0	15	11.0
1.11.26	AT TEXAS A&M	*	30:16	8-12	.667	6-9	.667	0-0	.000	1	1	2	4.2	1	2	1	1	0	22	11.6
1.15.26	AT MISSISSIPPI ST.	*	38:18	4-9	.444	4-8	.500	0-0	.000	1	4	5	4.3	4	4	2	1	0	12	11.7
1.19.26	VS. MICHIGAN	*	34:27	5-14	.357	4-10	.400	0-0	.000	2	6	8	4.5	4	5	3	2	0	14	11.8
1.22.26	AUBURN																			
1.25.26	AT SOUTH CAROLINA																			
1.29.26	AT OLE MISS																			
2.1.26	FLORIDA																			
2.5.26	AT KENTUCKY																			
2.9.26	OKLAHOMA																			
2.12.26	TEXAS																			
2.15.26	AT GEORGIA																			
2.22.26	KENTUCKY																			
2.26.26	ALABAMA																			
3.1.26	AT TENNESSEE																			
TOTAL		19	529:26	80-178	.449	59-133	.444	5-8	.625	19	66	85	4.5	40	54	24	14	9	224	11.8

CAREER STATS

*at Tennessee

YEAR	GP	GS	MIN	AVG	FG	FGA	PCT	3FG	3FGA	3PCT	FT	FTA	PCT	OFF	DEF	TOT	AVG	PF	FO	AST	TO	BLK	STL	PTS	AVG
2022-23*	27	0	189	7.0	20	60	.333	12	46	.261	2	2	1.000	6	20	26	1.0	20	0	10	12	4	1	54	2.0
2023-24	33	28	698	21.2	80	225	.356	52	141	.369	12	16	.750	14	57	71	2.2	54	1	25	40	17	10	224	6.8
2024-25	23	0	222	9.6	28	65	.431	19	49	.388	8	12	.667	14	25	39	1.7	22	0	10	10	2	5	83	3.6
2025-26	19	19	529	27.9	80	178	.449	59	133	.444	5	8	.625	19	66	85	4.5	40	0	54	24	14	9	224	11.8
VANDY	75	47	1450	19.3	188	468	.402	130	323	.402	25	36	.694	47	148	195	2.6	116	1	89	74	33	24	531	7.1
CAREER	102	47	1639	16.1	208	528	.394	142	369	.385	27	38	.711	53	168	221	2.2	136	1	99	86	37	25	585	5.7





14 AIYANA MITCHELL

@AiyanaMitchell17
@AiyanaJM22
@AiyanaJM22

F • 6-4 • Jr. • Colorado Springs, Colo. • Fountain-Fort Carson HS

SEASON HIGHS

Points • 16 • Stonehill (12/28/25)
FG Made • 7 • Stonehill (12/28/25)
FG Attempts • 9 • UAlbany (12/18/25)
3-Pt Made • - - - -
3-Pt Attempt • - - - -
FT Made • 4 • 2x, Last: Alabama State (11/21/25)
FT Attempt • 6 • 2x, Last: Alabama State (11/21/25)
Rebounds • 10 • 2x, Last: Texas Southern (12/20/25)
Assists • 3 • 2x, Last: Stonehill (12/28/25)
Steals • 3 • 2x, Last: Texas Southern (12/20/25)
Blocks • 4 • UAlbany (12/18/25)
Minutes • 25 • vs. California (11/3/25)

CAREER HIGHS

Points • 16 • Stonehill (12/28/25)
FG Made • 7 • Stonehill (12/28/25)
FG Attempts • 10 • Appalachian St. (12/1/24)
3-Pt Made • - -
3-Pt Attempt • -
FT Made • 5 • 2x, Last: South Carolina (02/23/25)
FT Attempt • 6 • 3x, Last: Alabama State (11/21/25)
Rebounds • 10 • 2x, Last: Texas Southern (12/20/25)
Assists • 3 • 2x, Last: Stonehill (12/28/25)
Steals • 3 • 4x, Last: Texas Southern (12/20/25)
Blocks • 4 • 2x, Last: UAlbany (12/18/25)
Minutes • 25 • vs. California (11/3/25)

- Appeared in 53-straight games at Vanderbilt
- Averaging a career-best 7.8 ppg and 5.4 rpg this season
- Opened 2025-26 on a three-game double-digit scoring streak
- Collected her first career double-double vs. Cal with 12 pts, 10 reb
- Became the first Dore to have a double-double off the bench since Leilani Kapinus vs. Evansville on Dec. 14, 2024
- Appeared in 67 games with one start at Vandy
- Holds a career field goal percentage of 60.4 percent at Vandy
- One of five players to play in all 33 games in 2024-25
- Majoring in Medicine, Health & Society

SUPERLATIVES	'25-26 CAREER		SUPERLATIVES	'25-26 CAREER	
10+ POINTS	7	9	3+ ASSISTS	2	2
15+ POINTS	1	1	5+ STEALS	- -	- -
20+ POINTS	- -	- -	3+ STEALS	2	4
25+ POINTS	- -	- -	2+ BLOCKS	6	11
30+ POINTS	- -	- -	DOUBLE-DOUBLES	1	1
40+ POINTS	- -	- -	LED VANDY IN PTS	- -	- -
50+ POINTS	- -	- -	LED VANDY IN REB	4	6
MADE 3+ 3-PT FG	- -	- -	LED VANDY IN AST	- -	- -
10+ REBS	2	2	LED VANDY IN STL	1	2
5+ ASSISTS	- -	- -	LED VANDY IN BLK	7	20

GAME-BY-GAME

DATE	OPPONENT	GS	MIN	FGM/A	FG%	3FG/A	3P%	FTM/A	FG%	OFF	DEF	TOT	AVG	PF	AST	T/O	BLK	STL	PTS	AVG
11.3.25	CALIFORNIA		24:32	6-7	.857	0-0	.000	0-2	.000	7	3	10	10.0	3	3	2	3	3	12	12.0
11.10.25	FURMAN		14:18	4-4	1.000	0-0	.000	4-6	.667	3	3	6	8.0	0	1	0	0	1	12	12.0
11.12.25	AT AUSTIN PEAY		20:47	4-7	.571	0-0	.000	2-5	.400	6	3	9	8.3	3	1	3	1	0	10	11.3
11.19.25	AT WESTERN KY.		12:17	0-0	.000	0-0	.000	2-2	1.000	1	4	5	7.5	2	0	2	1	0	2	9.0
11.21.25	ALABAMA STATE		12:39	3-3	1.000	0-0	.000	4-6	.667	3	3	6	7.2	2	0	1	1	1	10	9.2
11.23.25	TENNESSEE STATE		18:19	4-7	.571	0-0	.000	0-0	.000	2	4	6	7.0	2	0	0	2	1	8	9.0
11.27.25	VS. OREGON STATE		21:24	2-4	.500	0-0	.000	1-2	.500	2	3	5	6.7	2	1	1	2	1	5	8.4
11.29.25	VS. BYU		08:08	0-3	.000	0-0	.000	0-0	.000	1	2	3	6.3	2	0	1	0	0	0	7.4
12.3.25	VIRGINIA		17:59	3-4	.750	0-0	.000	2-2	1.000	0	2	2	5.8	2	0	0	3	1	8	7.4
12.15.25	SOUTH FLORIDA		14:11	3-4	.750	0-0	.000	2-2	1.000	1	2	3	5.5	3	1	0	2	0	8	7.5
12.18.25	UALBANY		23:30	6-9	.667	0-0	.000	2-4	.500	3	3	6	5.5	2	1	1	4	1	14	8.1
12.20.25	TEXAS SOUTHERN		16:55	1-2	.500	0-0	.000	2-2	1.000	6	4	10	5.9	1	1	1	0	3	4	7.8
12.28.25	STONEHILL		15:25	7-8	.875	0-0	.000	2-2	1.000	0	2	2	5.6	0	3	3	0	1	16	8.4
1.1.26	AT ARKANSAS		15:45	3-5	.600	0-0	.000	1-2	.500	2	2	4	5.5	4	0	2	1	1	7	8.3
1.4.26	LSU		27:56	0-0	.000	0-0	.000	2-8	.250	3	2	5	5.5	2	2	1	1	4	2	7.9
1.8.26	MISSOURI		13:35	4-7	.571	0-0	.000	0-0	.000	0	2	2	5.3	2	1	1	1	0	8	7.9
1.11.26	AT TEXAS A&M		19:37	2-2	1.000	0-0	.000	2-4	.500	0	5	5	5.2	1	0	1	1	1	6	7.8
1.15.26	AT MISSISSIPPI ST.		23:56	4-6	.667	0-0	.000	2-3	.667	3	5	8	5.4	2	1	1	1	1	10	7.9
1.19.26	VS. MICHIGAN		22:57	2-4	.500	0-0	.000	3-4	.750	2	4	6	5.4	1	2	1	0	1	7	7.8
1.22.26	AUBURN																			
1.25.26	AT SOUTH CAROLINA																			
1.29.26	AT OLE MISS																			
2.1.26	FLORIDA																			
2.5.26	AT KENTUCKY																			
2.9.26	OKLAHOMA																			
2.12.26	TEXAS																			
2.15.26	AT GEORGIA																			
2.22.26	KENTUCKY																			
2.26.26	ALABAMA																			
3.1.26	AT TENNESSEE																			
TOTAL		0	344:11	58-86	.674	0-0	.000	33-56	.589	45	58	103	5.4	36	18	22	24	21	149	7.8

CAREER STATS

YEAR	GP	GS	MIN	AVG	FG	FGA	PCT	3FG	3FGA	3PCT	FT	FTA	PCT	OFF	DEF	TOT	AVG	PF	FO	AST	TO	BLK	STL	PTS	AVG
2023-24	15	0	58	3.9	6	11	.545	0	0	.000	2	4	.500	4	7	11	0.7	10	0	0	3	4	0	14	0.9
2024-25	33	1	374	11.3	46	85	.541	0	0	.000	26	42	.619	38	53	91	2.8	48	0	14	27	21	17	118	3.6
2025-26	19	0	344	18.1	58	86	.674	0	0	.000	33	56	.589	45	58	103	5.4	36	0	18	22	24	21	149	7.8
CAREER	67	1	776	11.6	110	182	.604	0	0	.000	61	102	.598	87	118	205	3.1	94	0	32	52	49	38	281	4.2





15 NDJAKALENGA MWENENTANDA

@Ndjakalenga

@Ndjakalenga

G • 6-2 • Gr. • Sioux Falls, S.D. • Texas/Washington HS

SEASON HIGHS

Points • 16 • 2x, Last: Virginia (12/03/25)
FG Made • 6 • 3x, Last: Missouri (01/08/26)
FG Attempts • 10 • Missouri (01/08/26)
3-Pt Made • 2 • 2x, Last: Virginia (12/03/25)
3-Pt Attempt • 4 • 2x, Last: Missouri (01/08/26)
FT Made • 4 • South Florida (12/15/25)
FT Attempt • 5 • Furman (11/10/25)
Rebounds • 7 • Virginia (12/03/25)
Assists • 4 • Furman (11/10/25)
Steals • 3 • 2x, Last: Missouri (01/08/26)
Blocks • 3 • Texas Southern (12/20/25)
Minutes • 29 • Virginia (12/03/25)

CAREER HIGHS

Points • 19 • vs. Illinois (03/24/25)
FG Made • 7 • 2x, Last: Illinois (03/24/25)
FG Attempts • 12 • at Miss. State (02/27/25)
3-Pt Made • 2 • 2x, Last: Virginia (12/03/25)
3-Pt Attempt • 3 • 2x, Furman (11/10/25)
FT Made • 8 • Louisiana (11/11/22)
FT Attempt • 9 • Houston Christian (12/21/22)
Rebounds • 11 • at Miss. State (02/27/25)
Assists • 4 • 4x, Last: Missouri (01/30/25)
Steals • 6 • Southeast Missouri St. (11/10/24)
Blocks • 3 • 3x, Last: Texas Southern (12/20/25)
Minutes • 37 • at Mississippi State (02/27/25)

- Averaging a career-best 7.6 ppg this season
- Ndjakalenga means “a gift of luck” from her mother’s Luba tribe in Congo
- Appeared in 103 games with 18 starts over her three seasons at Texas
- Won three Big 12 titles (2 tour., 1 reg. season) and one SEC reg. season title at Texas
- Played in 10 NCAA Tournament games, including a Final Four, two Elite 8s and two Sweet 16s
- Graduated from Texas in 2025 with a Bachelor’s Degree in Psychology
- Played prep ball at Washington HS in Sioux Falls, S.D., where she scored over 1,000 career points and won the AA state title as a junior

SUPERLATIVES	'25-26 CAREER		SUPERLATIVES	'25-26 CAREER	
10+ POINTS	5	23	3+ ASSISTS	1	8
15+ POINTS	2	7	5+ STEALS	--	1
20+ POINTS	--	--	3+ STEALS	--	2
25+ POINTS	--	--	2+ BLOCKS	2	8
30+ POINTS	--	--	DOUBLE-DOUBLES	--	--
40+ POINTS	--	--	LED VANDY IN PTS	1	1
50+ POINTS	--	--	LED VANDY IN REB	--	--
MADE 3+ 3-PT FG	--	--	LED VANDY IN AST	--	--
10+ REBS	--	1	LED VANDY IN STL	2	2
5+ ASSISTS	--	--	LED VANDY IN BLK	2	2

GAME-BY-GAME

DATE	OPPONENT	GS	MIN	FGM/A	FG%	3FG/A	3P%	FTM/A	FG%	OFF	DEF	TOT	AVG	PF	AST	T/O	BLK	STL	PTS	AVG
11.3.25	CALIFORNIA	*	14:44	3-4	.750	1-1	1.000	0-0	.000	1	1	2	2.0	2	0	2	0	1	7	7.0
11.10.25	FURMAN	*	27:38	6-8	.750	2-3	.667	2-5	.400	1	4	5	3.5	2	4	0	0	1	16	11.5
11.12.25	AT AUSTIN PEAY	*	18:04	2-5	.400	1-1	1.000	0-0	.000	2	3	5	4.0	0	1	1	1	1	5	9.3
11.19.25	AT WESTERN KY.	*	22:17	4-9	.444	1-4	.250	2-2	1.000	3	0	3	3.8	0	1	1	1	3	11	9.8
11.21.25	ALABAMA STATE	*	16:46	2-6	.333	1-2	.500	0-0	.000	0	1	1	3.2	1	1	1	1	0	5	8.8
11.23.25	TENNESSEE STATE	*	18:34	1-2	.500	0-1	.000	0-0	.000	1	0	1	2.8	1	2	0	0	0	2	7.7
11.27.25	VS. OREGON STATE	*	22:30	2-4	.500	0-1	.000	2-2	1.000	0	1	1	2.6	2	2	3	0	0	6	7.4
11.29.25	VS. BYU	*	06:18	1-2	.500	0-0	.000	2-2	1.000	0	0	0	2.3	0	0	0	0	0	4	7.0
12.3.25	VIRGINIA	*	29:25	6-9	.667	2-2	1.000	2-2	1.000	3	4	7	2.8	3	0	1	1	1	16	8.0
12.15.25	SOUTH FLORIDA	*	21:50	3-6	.500	0-2	.000	4-4	1.000	0	1	1	2.6	3	1	1	0	0	10	8.2
12.18.25	UALBANY	*	17:47	1-5	.200	0-1	.000	3-4	.750	1	1	2	2.5	2	0	3	0	0	5	7.9
12.20.25	TEXAS SOUTHERN	*	19:16	0-4	.000	0-3	.000	4-4	1.000	1	5	6	2.8	1	0	0	3	1	4	7.6
12.28.25	STONEHILL	*	17:24	6-7	.857	0-1	.000	0-0	.000	1	1	2	2.8	1	1	1	0	2	12	7.9
1.1.26	AT ARKANSAS	*	20:21	2-5	.400	0-2	.000	0-0	.000	0	1	1	2.6	1	0	1	0	1	4	7.6
1.4.26	LSU	*	11:41	1-2	.500	0-1	.000	1-1	1.000	0	3	3	2.7	2	0	0	0	0	3	7.3
1.8.26	MISSOURI	*	26:17	6-10	.600	1-4	.250	2-2	1.000	4	1	5	2.8	1	1	0	0	3	15	7.8
1.11.26	AT TEXAS A&M	*	19:27	1-4	.250	1-2	.500	5-6	.833	3	2	5	2.9	3	2	0	0	0	8	7.8
1.15.26	AT MISSISSIPPI ST.	*	17:26	2-4	.500	1-2	.500	2-2	1.000	0	2	2	2.9	1	0	1	1	2	7	7.8
1.19.26	VS. MICHIGAN	*	24:13	2-6	.333	1-2	.500	0-0	.000	2	3	5	3.0	3	2	0	1	2	5	7.6
1.22.26	AUBURN																			
1.25.26	AT SOUTH CAROLINA																			
1.29.26	AT OLE MISS																			
2.1.26	FLORIDA																			
2.5.26	AT KENTUCKY																			
2.9.26	OKLAHOMA																			
2.12.26	TEXAS																			
2.15.26	AT GEORGIA																			
2.22.26	KENTUCKY																			
2.26.26	ALABAMA																			
3.1.26	AT TENNESSEE																			
TOTAL		19	371:57	51-102	.500	12-35	.343	31-36	.861	23	34	57	3.0	29	18	16	9	18	145	7.6

CAREER STATS

*at Texas

YEAR	GP	GS	MIN	AVG	FG	FGA	PCT	3FG	3FGA	3PCT	FT	FTA	PCT	OFF	DEF	TOT	AVG	PF	FO	AST	TO	BLK	STL	PTS	AVG
2022-23	31	3	373	12.0	44	131	.336	3	17	.176	44	63	.698	36	33	69	2.2	52	2	18	29	4	15	135	4.4
2023-24	35	0	372	10.6	52	116	.448	3	10	.300	21	34	.618	22	36	58	1.7	41	0	23	33	9	11	128	3.7
2024-25	37	15	632	17.1	82	178	.461	1	18	.056	43	56	.768	48	60	108	2.9	57	0	34	54	21	27	208	5.6
2025-26	19	19	372	19.6	51	102	.500	12	35	.343	31	36	.861	23	34	57	3.0	29	0	18	16	9	18	145	7.6
VANDY	19	19	372	19.6	51	102	.500	12	35	.343	31	36	.861	23	34	57	3.0	29	0	18	16	9	18	145	7.6
CAREER	122	37	1750	14.3	229	527	.435	19	80	.238	139	189	.735	129	163	292	2.4	179	2	93	132	43	71	616	5.0





24 AGA MAKURAT

@a.makurat24

G • 6-3 • Jr. • Sierakowice, Poland. • Sopocka Akademia Tenisowa

SEASON HIGHS

Points • 21 • Alabama State (11/21/25)
FG Made • 8 • Alabama State (11/21/25)
FG Attempts • 15 • Alabama State (11/21/25)
3-Pt Made • 5 • Alabama State (11/21/25)
3-Pt Attempt • 11 • Alabama State (11/21/25)
FT Made • 2 • Texas Southern (12/20/25)
FT Attempt • 2 • Texas Southern (12/20/25)
Rebounds • 5 • 2x, Last: UAlbany (12/18/25)
Assists • 3 • Tennessee State (11/23/25)
Steals • 3 • at Western Kentucky (11/19/25)
Blocks • 1 • 4x, Last: Texas Southern (12/20/25)
Minutes • 22 • at Western Kentucky (11/19/25)

CAREER HIGHS

Points • 21 • Alabama State (11/21/25)
FG Made • 8 • Alabama State (11/21/25)
FG Attempts • 15 • Alabama State (11/21/25)
3-Pt Made • 5 • 2x, Last: Alabama State (11/21/25)
3-Pt Attempt • 11 • Alabama State (11/21/25)
FT Made • 3 • Western Kentucky (11/15/23)
FT Attempt • 4 • Western Kentucky (11/15/23)
Rebounds • 7 • at South Carolina (01/28/24)
Assists • 3 • 3x, Last: App. State (12/01/24)
Steals • 3 • 2x, Last: Tennessee State (11/23/25)
Blocks • 3 • Florida (01/07/24)
Minutes • 24 • at South Carolina (01/28/24)

- Scored career-high 21 points vs. Alabama State on Nov. 21
- Appeared in 64 games with three starts at Vandy
- Represented Poland in the FIBA U20 EuroBasket ('24), FIBA U18 Euro Champ. ('22) and FIBA U16 Euro Champ. ('20)
- First player from Poland in program history
- Participated in the NBA Academy team ('23) and led her team to an undefeated record
- Has two older sisters, Anna (UConn) and Ola (Utah), that played NCAA Division I women's basketball

SUPERLATIVES	'25-'26 CAREER		SUPERLATIVES	'25-'26 CAREER	
10+ POINTS	2	6	3+ ASSISTS	1	4
15+ POINTS	1	3	5+ STEALS	--	--
20+ POINTS	1	1	3+ STEALS	--	--
25+ POINTS	--	--	2+ BLOCKS	--	5
30+ POINTS	--	--	DOUBLE-DOUBLES	--	--
40+ POINTS	--	--	LED VANDY IN PTS	--	2
50+ POINTS	--	--	LED VANDY IN REB	--	1
MADE 3+ 3-PT FG	1	5	LED VANDY IN AST	--	--
10+ REBS	--	--	LED VANDY IN STL	--	1
5+ ASSISTS	--	--	LED VANDY IN BLK	1	8

GAME-BY-GAME

DATE	OPPONENT	GS	MIN	FGM/A	FG%	3FG/A	3P%	FTM/A	FG%	OFF	DEF	TOT	AVG	PF	AST	T/O	BLK	STL	PTS	AVG
11.3.25	CALIFORNIA		06:06	0-0	.000	0-0	.000	0-0	.000	1	0	1	1.0	1	0	1	0	0	0	0.0
11.10.25	FURMAN		17:30	1-3	.333	0-1	.000	0-0	.000	1	4	5	3.0	0	1	0	1	0	2	1.0
11.12.25	AT AUSTIN PEAY		06:54	0-0	.000	0-0	.000	0-0	.000	0	1	1	2.3	0	1	1	0	0	0	0.7
11.19.25	AT WESTERN KY.		22:10	3-9	.333	1-6	.167	0-0	.000	1	2	3	2.5	2	0	0	1	3	7	2.3
11.21.25	ALABAMA STATE		20:19	8-15	.533	5-11	.455	0-0	.000	0	0	0	2.0	3	0	0	0	1	21	6.0
11.23.25	TENNESSEE STATE		17:24	3-7	.429	1-3	.333	0-0	.000	2	1	3	2.2	1	3	0	1	0	7	6.2
11.27.25	VS. OREGON STATE		05:56	0-1	.000	0-1	.000	0-0	.000	0	0	0	1.9	0	1	0	0	0	0	5.3
11.29.25	VS. BYU		02:05	0-0	.000	0-0	.000	0-0	.000	0	0	0	1.6	0	0	0	0	0	0	4.6
12.3.25	VIRGINIA		01:11	0-0	.000	0-0	.000	0-0	.000	0	0	0	1.4	0	0	0	0	0	0	4.1
12.15.25	SOUTH FLORIDA		10:44	2-6	.333	2-4	.500	0-0	.000	2	1	3	1.6	1	2	0	0	1	6	4.3
12.18.25	UALBANY		10:35	1-2	.500	1-2	.500	0-0	.000	2	3	5	1.9	0	0	1	0	0	3	4.2
12.20.25	TEXAS SOUTHERN		19:30	4-9	.444	3-6	.500	2-2	1.000	1	3	4	2.1	1	2	1	1	1	13	4.9
12.28.25	STONEHILL		11:49	0-0	.000	0-0	.000	0-0	.000	0	1	1	2.0	2	1	1	0	0	0	4.5
1.1.26	AT ARKANSAS		05:10	0-0	.000	0-0	.000	0-0	.000	0	1	1	1.9	0	1	0	0	0	0	4.2
1.4.26	LSU																			
1.8.26	MISSOURI		04:52	0-1	.000	0-1	.000	0-0	.000	0	1	1	1.9	1	0	1	0	0	0	3.9
1.11.26	AT TEXAS A&M		07:19	1-2	.500	1-1	1.000	0-0	.000	0	1	1	1.8	1	0	1	0	0	3	3.9
1.15.26	AT MISSISSIPPI ST.																			
1.19.26	VS. MICHIGAN		00:01	0-0	.000	0-0	.000	0-0	.000	0	0	0	1.7	0	0	0	0	0	0	3.6
1.22.26	AUBURN																			
1.25.26	AT SOUTH CAROLINA																			
1.29.26	AT OLE MISS																			
2.1.26	FLORIDA																			
2.5.26	AT KENTUCKY																			
2.9.26	OKLAHOMA																			
2.12.26	TEXAS																			
2.15.26	AT GEORGIA																			
2.22.26	KENTUCKY																			
2.26.26	ALABAMA																			
3.1.26	AT TENNESSEE																			
TOTAL		0	169:35	23-55	.418	14-36	.389	2-2	1.000	10	19	29	1.7	13	12	7	4	6	62	3.6

CAREER STATS

YEAR	GP	GS	MIN	AVG	FG	FGA	PCT	3FG	3FGA	3PCT	FT	FTA	PCT	OFF	DEF	TOT	AVG	PF	FO	AST	TO	BLK	STL	PTS	AVG
2023-24	33	3	469	14.2	44	129	.341	29	90	.322	11	14	.786	12	37	49	1.5	29	0	19	32	13	10	128	3.9
2024-25	14	0	143	10.2	17	53	.321	12	42	.286	1	1	1.000	7	21	28	2.0	5	0	10	7	5	3	47	3.4
2025-26	17	0	170	10.0	23	55	.418	14	36	.389	2	2	1.000	10	19	29	1.7	13	0	12	7	4	6	62	3.6
CAREER	64	3	782	12.2	84	233	.354	55	168	.327	14	17	.824	29	77	106	1.7	47	0	41	46	22	19	237	3.7





30 TRINITY WILSON

@Trinityy.Wilsonn
@TrinityWilson_BTS
@TrinityWilson30

C • 6-3 • So. • Lakeville, Minn. • Lakeville North HS

SEASON HIGHS

Points • 2 • 2x, Last: Stonehill (12/28/25)
FG Made • 1 • Stonehill (12/28/25)
FG Attempts • 1 • Stonehill (12/28/25)
3-Pt Made • - - - -
3-Pt Attempt • - - - -
FT Made • 2 • Texas Southern (12/20/25)
FT Attempt • 2 • 2x, Last: Texas Southern (12/20/25)
Rebounds • 2 • Texas Southern (12/20/25)
Assists • 1 • Texas Southern (12/20/25)
Steals • 1 • Furman (11/10/25)
Blocks • - - - -
Minutes • 6 • Texas Southern (12/20/25)

CAREER HIGHS

Points • 6 • West Georgia (12/21/24)
FG Made • 3 • West Georgia (12/21/24)
FG Attempts • 5 • West Georgia (12/21/24)
3-Pt Made • - -
3-Pt Attempt • - -
FT Made • 2 • Texas Southern (12/20/25)
FT Attempt • 2 • 3x, Last: Texas Southern (12/20/25)
Rebounds • 5 • 2x, Last: Austin Peay (11/08/24)
Assists • 2 • at Missouri (03/02/25)
Steals • 1 • Furman (11/10/25)
Blocks • 1 • 2x, Last: West Georgia (12/21/24)
Minutes • 11 • Lipscomb (11/04/24)

- Played in five games, all off the bench
- Ranked the fifth-best player in Minnesota according to PrepGirlsHoops.com
- Fourth player from Minnesota in program history and first since 2016-17
- Mother Brenda Marquis played at UConn and was a member of the 1995 undefeated NCAA championship team
- Majoring in Human & Organizational Development

SUPERLATIVES	'25-26 CAREER	SUPERLATIVES	'25-26 CAREER
10+ POINTS	-- --	3+ ASSISTS	-- --
15+ POINTS	-- --	5+ STEALS	-- --
20+ POINTS	-- --	3+ STEALS	-- --
25+ POINTS	-- --	2+ BLOCKS	-- --
30+ POINTS	-- --	DOUBLE-DOUBLES	-- --
40+ POINTS	-- --	LED VANDY IN PTS	-- --
50+ POINTS	-- --	LED VANDY IN REB	-- --
MADE 3+ 3-PT FG	-- --	LED VANDY IN AST	-- --
10+ REBS	-- --	LED VANDY IN STL	-- --
5+ ASSISTS	-- --	LED VANDY IN BLK	-- --

GAME-BY-GAME

DATE	OPPONENT	GS	MIN	FGM/A	FG%	3FG/A	3P%	FTM/A	FG%	OFF	DEF	TOT	AVG	PF	AST	T/O	BLK	STL	PTS	AVG
11.3.25	CALIFORNIA																			
DNP - COACHES CHOICE																				
11.10.25	FURMAN		02:56	0-0	.000	0-0	.000	1-2	.500	0	0	0	0.0	1	0	2	0	1	1	1.0
11.12.25	AT AUSTIN PEAY																			
DNP - COACHES CHOICE																				
11.21.25	AT WESTERN KY.		00:45	0-0	.000	0-0	.000	0-0	.000	0	0	0	0.0	0	0	0	0	0	0	0.5
11.21.25	ALABAMA STATE																			
DNP - INJURY																				
11.23.25	TENNESSEE STATE																			
DNP - INJURY																				
11.27.25	VS. OREGON STATE																			
DNP - INJURY																				
11.29.25	VS. BYU																			
DNP - INJURY																				
12.3.25	VIRGINIA																			
DNP - COACHES CHOICE																				
12.15.25	SOUTH FLORIDA																			
DNP - COACHES CHOICE																				
12.18.25	UALBANY																			
DNP - COACHES CHOICE																				
12.20.25	TEXAS SOUTHERN		06:04	0-0	.000	0-0	.000	2-2	1.000	0	2	2	0.7	0	1	2	0	0	2	1.0
12.28.25	STONEHILL		03:31	1-1	1.000	0-0	.000	0-0	.000	1	0	1	0.8	0	0	1	0	0	2	1.3
1.1.26	AT ARKANSAS																			
DNP - COACHES CHOICE																				
1.4.26	LSU																			
DNP - COACHES CHOICE																				
1.8.26	MISSOURI																			
DNP - COACHES CHOICE																				
1.11.26	AT TEXAS A&M		03:35	0-0	.000	0-0	.000	0-2	.000	0	0	0	0.6	1	0	1	0	1	0	1.0
1.15.26	AT MISSISSIPPI ST.																			
DNP - COACHES CHOICE																				
1.19.26	VS. MICHIGAN																			
DNP - COACHES CHOICE																				
1.22.26	AUBURN																			
1.25.26	AT SOUTH CAROLINA																			
1.29.26	AT OLE MISS																			
2.1.26	FLORIDA																			
2.5.26	AT KENTUCKY																			
2.9.26	OKLAHOMA																			
2.12.26	TEXAS																			
2.15.26	AT GEORGIA																			
2.22.26	KENTUCKY																			
2.26.26	ALABAMA																			
3.1.26	AT TENNESSEE																			
TOTAL		0	17:0	1-1	1.000	0-0	.000	3-6	.500	1	2	3	0.6	2	1	6	0	2	5	1.0

CAREER STATS

YEAR	GP	GS	MIN	AVG	FG	FGA	PCT	3FG	3FGA	3PCT	FT	FTA	PCT	OFF	DEF	TOT	AVG	PF	FO	AST	TO	BLK	STL	PTS	AVG
2024-25	12	0	55	4.6	8	21	.381	0	0	.000	1	3	.333	5	10	15	1.3	6	0	8	3	2	0	17	1.4
2025-26	5	0	17	3.4	1	1	1.000	0	0	.000	3	6	.500	1	2	3	6	2	0	1	6	0	2	5	1.0
CAREER	17	0	72	4.3	9	22	.40	0	0	.000	4	9	.444	6	12	18	1.1	8	0	9	9	2	2	22	1.3





32 AALYAH DEL ROSARIO

@Aalyah.Rosario_03

@Aalyah.DelRosario

C • 6-6 • Jr. • Santo Domingo, D. R. • LSU/The Webb School (Tenn.)

SEASON HIGHS

Points • 5 • Furman (11/10/25)
FG Made • 2 • 3x, Last: Tennessee State (11/23/25)
FG Attempts • 5 • Tennessee State (11/23/25)
3-Pt Made • - - - -
3-Pt Attempt • - - - -
FT Made • 2 • 2x, Last: Alabama State (11/21/25)
FT Attempt • 5 • Alabama State (11/21/25)
Rebounds • 5 • at Western Kentucky (11/21/25)
Assists • 2 • 3x, Last: Texas Southern (12/20/25)
Steals • 1 • 3x, Last: Tennessee State (11/23/25)
Blocks • 3 • at Western Ky. (11/19/25)
Minutes • 14 • Alabama State (11/21/25)

CAREER HIGHS

Points • 27 • McNeese State (12/12/23)
FG Made • 10 • McNeese State (12/12/23)
FG Attempts • 14 • McNeese State (12/12/23)
3-Pt Made • - -
3-Pt Attempts • - -
FT Made • 7 • McNeese State (12/12/23)
FT Attempt • 14 • McNeese State (12/12/23)
Rebounds • 10 • 2x, Last: Coppin St. (12/20/23)
Assists • 2 • 4x, Last: Texas Southern (12/20/25)
Steals • 2 • 3x, Last: vs. Rice (03/22/24)
Blocks • 4 • Northwestern State (12/17/23)
Minutes • 23 • Texas Southern (11/20/23)

- Transferred to Vanderbilt after two seasons at LSU where she played in 65 games with one start
- Appeared in six NCAA Tournament games and has played in the Elite 8 in each of the last two seasons with the Tigers
- All-SEC Freshman Team (2023-24)
- Five-star recruit and ranked No. 7 in the Class of 2023 and the No. 2 post player by HoopGurlz/espnW
- Won Gold with Team USA at the FIBA U18 World Cup in Argentina ('22)
- Played at The Webb School in Bell Buckle, Tennessee, winning back-to-back state championships as a junior and senior

SUPERLATIVES	'25-26 CAREER	SUPERLATIVES	'25-26 CAREER
10+ POINTS	-- 4	3+ ASSISTS	-- --
15+ POINTS	-- 1	5+ STEALS	-- --
20+ POINTS	-- 1	3+ STEALS	-- --
25+ POINTS	-- 1	2+ BLOCKS	3 10
30+ POINTS	-- --	DOUBLE-DOUBLES	-- 1
40+ POINTS	-- --	LED VANDY IN PTS	-- --
50+ POINTS	-- --	LED VANDY IN REB	-- --
MADE 3+ 3-PT FG	-- --	LED VANDY IN AST	-- --
10+ REBS	-- 2	LED VANDY IN STL	-- --
5+ ASSISTS	-- --	LED VANDY IN BLK	3 3

GAME-BY-GAME

DATE	OPPONENT	GS	MIN	FGM/A	FG%	3FG/A	3P%	FTM/A	FG%	OFF	DEF	TOT	AVG	PF	AST	T/O	BLK	STL	PTS	AVG
11.3.25	CALIFORNIA	05:30	0-0	.000	0-0	.000	2-2	1.000	2	0	2	2.0	2	0	0	0	0	0	2	2.0
11.10.25	FURMAN	08:21	2-2	1.000	0-0	.000	1-2	.500	0	0	0	1.0	1	2	1	0	1	5	3.5	
11.12.25	AT AUSTIN PEAY	03:00	0-0	.000	0-0	.000	0-2	.000	0	2	2	1.3	1	1	1	1	0	0	2	2.3
11.19.25	AT WESTERN KY.	08:28	2-2	1.000	0-0	.000	1-2	.500	2	3	5	2.3	2	0	1	3	1	5	3.0	
11.21.25	ALABAMA STATE	13:38	1-3	.333	0-0	.000	2-5	.400	0	4	4	2.6	1	0	0	2	0	4	3.2	
11.23.25	TENNESSEE STATE	11:22	2-5	.400	0-0	.000	0-0	.000	1	0	1	2.3	0	2	0	2	1	4	3.3	
11.27.25	VS. OREGON STATE	03:59	0-0	.000	0-0	.000	0-0	.000	0	0	0	2.0	0	0	0	0	0	0	2.9	
11.29.25	VS. BYU																			
12.3.25	VIRGINIA																			
12.15.25	SOUTH FLORIDA	02:14	0-0	.000	0-0	.000	0-0	.000	0	0	0	1.8	0	1	0	0	0	0	2.5	
12.18.25	UALBANY	04:56	0-0	.000	0-0	.000	0-0	.000	0	0	0	1.6	0	0	0	1	0	0	2.2	
12.20.25	TEXAS SOUTHERN	08:32	1-3	.333	0-0	.000	1-1	1.000	2	1	3	1.7	2	2	2	1	0	3	2.3	
12.28.25	STONEHILL	09:05	1-3	.333	0-0	.000	0-0	.000	1	0	1	1.6	1	3	2	1	0	2	2.3	
1.1.26	AT ARKANSAS																			
1.4.26	LSU																			
1.8.26	MISSOURI	02:53	1-1	1.000	0-0	.000	0-0	.000	0	1	1	1.6	0	0	2	0	0	2	2.3	
1.11.26	AT TEXAS A&M																			
1.15.26	AT MISSISSIPPI ST.																			
1.19.26	VS. MICHIGAN																			
1.22.26	AUBURN																			
1.25.26	AT SOUTH CAROLINA																			
1.29.26	AT OLE MISS																			
2.1.26	FLORIDA																			
2.5.26	AT KENTUCKY																			
2.9.26	OKLAHOMA																			
2.12.26	TEXAS																			
2.15.26	AT GEORGIA																			
2.22.26	KENTUCKY																			
2.26.26	ALABAMA																			
3.1.26	AT TENNESSEE																			
TOTAL		0	81:58	10-19	.526	0-0	.000	7-14	.500	8	11	19	1.6	10	11	9	11	3	27	2.3

CAREER STATS

*at LSU

YEAR	GP	GS	MIN	AVG	FG	FGA	PCT	3FG	3FGA	3PCT	FT	FTA	PCT	OFF	DEF	TOT	AVG	PF	FO	AST	TO	BLK	STL	PTS	AVG
2023-24*	37	1	416	11.2	60	111	.541	0	0	.000	53	93	.570	47	82	129	3.5	63	0	8	30	30	15	173	4.7
2024-25*	28	0	175	6.3	20	48	.417	0	0	.000	16	33	.485	25	32	57	2.0	39	1	2	12	8	3	56	2.0
2025-26	12	0	82	6.8	10	19	.526	0	0	.000	7	14	.500	8	11	19	1.6	10	0	11	9	11	3	27	2.3
VANDY	12	0	82	6.8	10	19	.526	0	0	.000	7	14	.500	8	11	19	1.6	10	0	11	9	11	3	27	2.3
CAREER	77	1	673	8.7	90	178	.506	0	0	.000	76	140	.543	80	125	205	2.7	112	1	21	51	49	21	256	3.3





35 SACHA WASHINGTON



@Sacha_Washington



@Sacha_Washington



@SachaW33

F • 6-2 • Gr. • Lawrenceville, Ga. • Collins Hill HS

SEASON HIGHS

Points • 16 • South Florida (12/15/25)
FG Made • 7 • Missouri (01/08/26)
FG Attempts • 12 • vs. California (11/3/25)
3-Pt Made • - - - -
3-Pt Attempt • - - - -
FT Made • 6 • South Florida (12/15/25)
FT Attempt • 8 • at Arkansas (01/01/26)
Rebounds • 16 • Missouri (01/08/26)
Assists • 6 • vs. BYU (11/29/25)
Steals • 4 • vs. California (11/3/25)
Blocks • 3 • at Arkansas (01/01/26)
Minutes • 32 • vs. BYU (11/29/25)

CAREER HIGHS

Points • 33 • Louisiana Tech (12/03/23)
FG Made • 15 • Louisiana Tech (12/03/23)
FG Attempts • 20 • Louisiana Tech (12/03/23)
3-Pt Made • - -
3-Pt Attempt • 1 • Lipscomb (12/18/22)
FT Made • 10 • Fairfield (11/12/23)
FT Attempt • 16 • Fairfield (11/12/23)
Rebounds • 17 • Fairfield (11/12/23)
Assists • 7 • Fairfield (11/12/23)
Steals • 8 • Louisiana Tech (12/03/23)
Blocks • 6 • Dayton (12/20/23)
Minutes • 40 • Florida (03/07/24)

- Returns to action after missing the 2024-25 season due to a medical condition
- Tied for sixth all-time at Vanderbilt in rebounds with Tiffany Clarke (2010-13) with 867
- 10th all-time at career blocks at Vandy (127)
- 27th on the program's all-time scoring list with 1,189 points
- Her 867 career rebounds are most among active SEC players
- Only active SEC player to amass over 1,000 pts, 800 reb, and 100 blk
- One of seven active SEC players to score 1,000 career points
- Appeared in 119 games with 91 starts over her five seasons at Vanderbilt
- Leads Vanderbilt with 91 career starts and 26 career double-doubles
- All-SEC freshman team ('22)
- Graduate from Vanderbilt in May 2025 with a Bachelor's Degree in Medicine, Health & Society

SUPERLATIVES

	'25-26 CAREER
10+ POINTS	10 59
15+ POINTS	2 22
20+ POINTS	- - 6
25+ POINTS	- - 1
30+ POINTS	- - - -
40+ POINTS	- - - -
50+ POINTS	- - - -
MADE 3+ 3-PT FG	- - - -
10+ REBS	5 29
5+ ASSISTS	1 3

SUPERLATIVES

	'25-26 CAREER
3+ ASSISTS	4 12
5+ STEALS	- - 2
3+ STEALS	2 11
2+ BLOCKS	4 32
DOUBLE-DOUBLES	4 26
LED VANDY IN PTS	- - 13
LED VANDY IN REB	10 63
LED VANDY IN AST	1 6
LED VANDY IN STL	3 8
LED VANDY IN BLK	6 60

GAME-BY-GAME

DATE	OPPONENT	GS	MIN	FGM/A	FG%	3FG/A	3P%	FTM/A	FT%	OFF	DEF	TOT	AVG	PF	AST	T/O	BLK	STL	PTS	AVG
11.3.25	CALIFORNIA	*	27:11	5-12	.417	0-0	.000	0-0	.000	5	3	8	8.0	3	2	2	0	4	10	10.0
11.10.25	FURMAN	*	16:30	3-6	.500	0-0	.000	2-2	1.000	1	3	4	6.0	1	0	1	0	1	8	9.0
11.12.25	AT AUSTIN PEAY	*	28:50	4-5	.800	0-0	.000	2-4	.500	3	7	10	7.3	4	0	4	2	3	10	9.3
11.19.25	AT WESTERN KY.	*	22:57	6-9	.667	0-0	.000	1-2	.500	6	1	7	7.3	2	2	1	1	2	13	10.3
11.21.25	ALABAMA STATE	*	16:11	5-11	.455	0-0	.000	1-1	1.000	4	3	7	7.2	2	0	2	2	1	11	10.4
11.23.25	TENNESSEE STATE	*	19:06	6-9	.667	0-0	.000	1-3	.333	5	5	10	7.7	0	3	1	2	0	13	10.8
11.27.25	VS. OREGON STATE	*	14:37	2-6	.333	0-0	.000	0-1	.000	5	1	6	7.4	1	0	0	0	0	4	9.9
11.29.25	VS. BYU	*	31:52	2-7	.286	0-0	.000	3-4	.750	8	4	12	8.0	2	6	1	1	1	7	9.5
12.3.25	VIRGINIA	*	22:01	5-7	.714	0-0	.000	3-4	.750	1	6	7	7.9	3	0	2	0	2	13	9.9
12.15.25	SOUTH FLORIDA	*	23:35	5-9	.556	0-0	.000	6-6	1.000	3	3	6	7.7	0	2	2	1	0	16	10.5
12.18.25	UALBANY	*	15:06	1-1	1.000	0-0	.000	1-2	.500	1	3	4	7.4	2	0	0	1	2	3	9.8
12.20.25	TEXAS SOUTHERN	*	08:29	1-2	.500	0-0	.000	0-0	.000	2	2	4	7.1	2	2	2	0	0	2	9.2
12.28.25	STONEHILL	*	14:54	5-7	.714	0-0	.000	4-4	1.000	2	3	5	6.9	1	1	1	0	3	14	9.5
1.1.26	AT ARKANSAS	*	24:15	5-8	.625	0-0	.000	3-8	.375	10	3	13	7.4	2	1	1	3	1	13	9.8
1.4.26	LSU	*	30:40	2-5	.400	0-0	.000	0-0	.000	4	3	7	7.3	3	2	0	3	3	4	9.4
1.8.26	MISSOURI	*	26:33	7-9	.778	0-0	.000	1-3	.333	8	8	16	7.9	1	2	1	0	0	15	9.8
1.11.26	AT TEXAS A&M	*	18:00	2-4	.500	0-0	.000	3-4	.750	3	5	8	7.9	3	1	1	0	0	7	9.6
1.15.26	AT MISSISSIPPI ST.	*	31:04	4-4	1.000	0-0	.000	1-2	.500	4	3	7	7.8	1	1	3	1	1	9	9.6
1.19.26	VS. MICHIGAN	*	23:27	3-5	.600	0-0	.000	3-3	1.000	2	4	6	7.7	1	4	2	0	2	9	9.5
1.22.26	AUBURN																			
1.25.26	AT SOUTH CAROLINA																			
1.29.26	AT OLE MISS																			
2.1.26	FLORIDA																			
2.5.26	AT KENTUCKY																			
2.9.26	OKLAHOMA																			
2.12.26	TEXAS																			
2.15.26	AT GEORGIA																			
2.22.26	KENTUCKY																			
2.26.26	ALABAMA																			
3.1.26	AT TENNESSEE																			
TOTAL		19	415:19	73-126	.579	0-0	.000	35-53	.660	77	70	147	7.7	34	29	27	17	26	181	9.5



CAREER STATS

YEAR	GP	GS	MIN	AVG	FG	FGA	PCT	3FG	3FGA	3PCT	FT	FTA	PCT	OFF	DEF	TOT	AVG	PF	FO	AST	TO	BLK	STL	PTS	AVG
2021-22	35	8	708	20.2	104	224	.464	0	0	.000	58	85	.682	113	117	230	6.6	87	2	26	57	19	26	266	7.6
2022-23	31	31	798	25.7	136	294	.463	0	1	.000	72	114	.632	91	137	228	7.4	87	5	35	67	45	25	344	11.1
2023-24	33	33	959	29.1	163	310	.526	0	0	.000	72	117	.615	118	144	262	7.9	91	4	44	90	44	52	398	12.1
2024-25	REDSHIRT SEASON DUE TO INJURY																								
2025-26	19	19	415	21.9	73	126	.579	0	0	.000	35	53	.660	77	70	147	7.7	34	0	29	27	17	26	181	9.5
CAREER	118	91	2880	24.4	476	954	.499	0	1	.000	237	369	.642	399	468	867	7.3	299	11	134	241	125	129	1189	10.1



GAME RECAPS

GAME 3 #19/19 Vanderbilt at Austin Peay

	1	2	3	4	TOTAL
	21	17	25	12	75
	19	14	18	14	65

DATE Nov. 12, 2025 **SITE** F&M Bank Arena (Clarksville, Tenn.)

TIPOFF 6 p.m. **END** 8:02 p.m. **ELAPSED** 2:08
ATTENDANCE 1,178

DORES ESCAPE CLARKSVILLE

CLARKSVILLE, Tenn. – The No. 19-ranked Vanderbilt women's basketball team fought off a pesky Austin Peay squad on Wednesday night at F&M Bank Arena, as the Commodores picked up a 75-65 victory on the road.

Though the Commodores never trailed in the game, they still had to fend off a feisty Austin Peay team that forced Vanderbilt into 20 turnovers on the night. The Dores had four players score double figures, while Vanderbilt held a 40-28 edge in rebounding to overcome its miscues. The Commodores pulled down 15 offensive boards on Wednesday, which led to 14 second-chance points. Vanderbilt shot 47.3 percent against Austin Peay, while limiting the Gavs to 39.3 percent from the floor.

Sophomore Mikayla Blakes recorded her second 20-plus point performance of the season, as the guard registered a game-high 26 points in the victory. Her offensive performance against the Governors extends her double-digit scoring streak to 22 games, while she records 25-plus points in a game for the 12th time at Vanderbilt.

Freshman Aubrey Galvan tallied double-digit points in back-to-back games for the first time in her collegiate career, as the Deerfield, Illinois, native scored 18 points and dished out three assists.

Graduate Sacha Washington recorded her first double-double of the 2025-26 campaign with a 10-point, 10-rebound effort against the Gavs. It is the 23rd career double-double for Washington, while it is her first since March 20, 2024, after missing last season due to a medical condition.

Junior Aiyana Mitchell tallied double-digits off the bench for the third consecutive game, as the 6-4 forward collected 10 points and pulled down nine rebounds.



BOX SCORE

Vanderbilt - 75		Record: 9-9														
NO.	Name	Min	FG	3P	FT	Rebounds	FOU	PTS	AS	TO	BLK	SB	BA			
10	Sacha Washington	F	25:50	4-5	0-0	2-4	7	10	4	3	0	2	0	12		
11	Mikayla Blakes	G	37:37	8-20	2-8	8-11	1	0	1	3	10	26	3	6	2	
3	Aubrey Galvan	G	40:00	1-5	3-3	0-0	2	2	4	1	18	3	2	0	10	
13	Justine Pissott	G	26:55	1-6	1-4	0-0	4	5	4	1	3	4	2	0	8	
15	Ndjakalanga Mwemwenda	F	18:04	2-5	1-1	0-0	3	5	0	2	5	1	1	1	0	
14	Aiyana Mitchell	F	20:47	4-7	0-0	2-5	6	3	3	10	1	3	0	1	0	
24	Aga Makurat	F	16:24	0-0	0-0	1-1	0	0	0	0	0	1	1	0	0	
2	Jada Brown	F	16:48	1-3	1-3	0-0	0-0	0	0	0	0	3	1	0	0	
32	Aiyah Del Rosario	F	03:00	0-0	0-0	0-2	0-2	2	1	1	0	1	0	1	0	
Team																
Totals			26-55	8-21	15-25	15	25	40	19	21	75	15	20	6	8	10
Major Fouls: Washington (TF) 4 5-49																
Shooting By Period																
1 st FG 3PT 3 FT 2P 2P																
5-15 4-15 53.3% 3PT 5-15																
FT 2-3 66.7% FT 2-3																
3P 2-6 33.3% 3P 2-6																
2 nd FG 1-10 60.0% 2 nd 3P 1-10																
FT 2-5 40.0% FT 2-5																
3P 3-8 37.5% 3P 3-8																
3 rd FG 8-12 66.7% 3 rd 3P 5-8																
FT 3-5 60% FT 3-5																
3P 3-5 60.0% 3P 3-5																
4 th FG 1-8 12.5% 4 th 3P 1-8																
FT 3-5 60% FT 3-5																
3P 1-8 12.5% 3P 1-8																
GM FG 26-55 47.3% GM 3P 8-21																
FT 15-25 60.0% FT 15-25																
Dead Ball Rebounds: 6-4																

Austin Peay - 65		Record: 1-1																
NO.	NAME	FG	3P	FT	Rebounds	Fouls	TP	AS	TO	Blocks	+	-	Shooting By Period					
		M/A	M/A	M/A	DR	TO	FT						1 st	2 nd	3 rd			
3	Venonaye Chanton	3-10	3-4	1-3	6-6	0	1	2	4	13	4	1	1	0	0	3		
4	Anyia Sheals	3-10	4-16	1-7	2-4	1	1	2	2	5	11	4	3	0	0	8		
12	Jim Myah Branton	6-18	2-4	0-0	0	0	3	3	0	4	1	2	1	0	0	0		
15	Mya Williams	10-26	2-11	3-8	0-0	0	1	3	1	6	1	1	0	0	0	2		
24	Ives Gnahore	3-12	2-2	5-6	0-0	1	2	2	4	2	11	0	2	0	1	10		
2	Kyra Perkins	26-37	5-9	2-4	4-6	3	3	6	5	16	1	1	1	0	0	0		
11	Jakhani Newell	11-29	0-3	0-2	0	1	1	0	0	2	1	0	0	0	0	10		
21	Makarene Neal	15-13	1-3	0-0	0-0	1	2	3	0	2	0	1	2	0	1	3		
23	Maeva Fotia	01-29	0-0	0-0	0-0	0	0	2	0	0	0	0	0	0	0	0		
Totals		32-56		6-24	15-20	18	28	12	15	65	11	15	6	0	6	10		
														Major Fouls: Sheals (TF) 1 1-3-47				
														Shooting By Period				
														1 st FG	1 st 3P	1 st FT	1 st 2P	1 st 2P
														7-13	53.8%	3PT	7-13	53.8%
														FT	3-7	42.9%	FT	3-7
														3P	2-2	100%	3P	2-2
														2 nd FG	5-16	31.3%	2 nd 3P	1-10
														FT	1-6	16.7%	FT	1-6
														3P	3-8	37.5%	3P	3-8
														3 rd FG	6-16	37.5%	3 rd 3P	5-16
														FT	1-7	14.3%	FT	1-7
														3P	5-17	29.4%	3P	5-17
														4 th FG	4-11	36.4%	4 th 3P	1-4
														FT	1-4	25.0%	FT	1-4
														3P	5-8	62.5%	3P	5-8
														GM FG	32-56	57.1%	GM 3P	8-24
														FT	15-20	75.0%	FT	15-20
														Dead Ball Rebounds: 4-0				


	VU	APSU
Biggest lead	18 (3 rd 2-45)	0 (1 st 10-00)
Best Scoring Run	10 (1 st 9-32)	12 (2 nd 9-40)
Lead Changes	0	9
Times Tied	5	0
Time with Lead	37:54	00:00

INDIVIDUAL LEADERS

		
Points	M. Blakes • 26 pts A. Galvan • 18 pts	K. Perkins • 16 pts V. Charlton • 13 pts
Rebounds	S. Washington • 10 reb A. Mitchell • 9 reb	Gnahore/Perkins • 6 reb Branton/Neal • 3 reb
Assists	J. Pissott • 4 ast Blakes/Galvan • 3 ast	Charlton/Sheals • 4 ast 3 Players Tied • 1 ast
Steals	S. Washington • 3 stl M. Blakes • 2 stl	M. Neal • 2 stl 4 Players Tied • 1 stl
Blocks	S. Washington • 2 blk 4 Player Tied • 1 blk	No Blocks



GAME 4 #17/17 Vanderbilt at Western Ky.

	1	2	3	4	TOTAL
	23	23	24	17	87
	11	13	15	10	49

DATE Nov. 19, 2025 **SITE** E.A. Diddle Arena (Bowling Green, Ky.)

TIPOFF 6:30 p.m. **END** 8:24 p.m. **ELAPSED** 1:56
ATTENDANCE 1,536

DORES HALVE WESTERN KENTUCKY

BOWLING GREEN, Ky. – Sophomore Mikayla Blakes scored a season-high 28 points on Wednesday night at Western Kentucky, as the No. 17-ranked Vanderbilt women's basketball team cruised to an 87-49 victory over the Lady Toppers inside E.A. Diddle Arena.

The All-American was efficient in her third 25-plus point scoring performance of the season. Blakes shot 62.5 percent, going 10-of-16 from the floor, while hitting a season-best five 3-pointers. The 5-8 guard flirted with her first collegiate double-double, as Blakes matched her career-high effort on the glass with nine rebounds. The guard also collected a season-best six steals, five of which came during the first two quarters of play.

With the victory, Vanderbilt improves to 4-0 on the year. It also marks the first time in program history that the Dores have begun four-straight seasons going undefeated through their first four contests.

Blakes was one of four Dores to score double figures on Wednesday. Graduate Sacha Washington tallied 15 points and pulled down six rebounds, while senior Justine Picot registered 12 points with the help of four 3-point field goals. Graduate Ndjakalanga Mwemwenda rounded out the group with an 11-point effort, while she led the team with two blocks.

The Commodores opened the game on a 14-3 run and never looked back. The only time Vandy trailed in the contest game came before the contest, as the Dores were given an administrative technical foul that gave Western Kentucky a 1-0 advantage before the opening tip. Vanderbilt's lead was cut to nine points in the early stages of the second quarter, but a 17-4 spurt gave the Commodores a 22-point advantage. They would maintain a 20-plus point lead for the remainder of the contest.

Vanderbilt shot 49.3 percent from the floor and held Western Kentucky to 32.7 percent. The Dores had a 43-27 edge in rebounds, which led to a 24-9 edge in second-chance points. Vandy also forced WKU into 24 turnovers, which led to a 24-9 edge in points off turnovers for the Commodores.



The victory at Western Kentucky on Wednesday, coupled with last week's win at Austin Peay, marks the first time since the 2013-14 season that the Commodores have picked up back-to-back true nonconference road wins.

BOX SCORE

Vanderbilt - 87		Record: 4-0														
NO. Name	Min	FG	3P	FT	Reb	OR	DR	TO	Fouls	TP	AS	TO	Blocks	+	Shooting By Period	
35 Sacha Washington	22:57	6-9	0-0	1-2	6	1	7	2	3	13	2	1	2	1	27	
11 Mikayla Blakes	10:16	5-9	3-4	6	10	1	3	30	2	8	0	0	0	0	28	
3 Aubrey Galvan	G7:08	6-10	1-2	0-0	0	5	0	0	3	8	1	0	1	0	34	
13 Justine Pissott	G6:05	6-20	1-6	4-8	0-0	3	1	4	2	10	0	3	0	1	28	
15 Ndjakalanga Mwemwenda	G22:17	4-9	1-4	2-2	3	0	1	1	11	1	1	1	3	1	15	
14 Aiyana Mitchell	12:17	0-0	0-0	2-2	1	4	5	2	2	0	0	1	0	1	11	
24 Aga Makurat	22:10	0-0	0-0	1	2	0	0	0	0	0	0	0	3	1	11	
2 Jada Brown	21:39	0-3	0-0	1	0	1	0	3	2	2	3	1	2	0	14	
32 Aiyah Del Rosario	08:28	0-2	0-0	1-2	3	5	2	2	0	1	1	3	0	0	5	
8 Anya Black	12:28	0-1	0-0	0-0	1	0	0	0	0	0	0	0	0	0	5	
11 Monique Williams	03:42	0-0	0-0	0	1	0	0	0	0	0	0	0	0	0	4	
30 Trely Wilson	31:52	0-0	0-0	0-0	0	0	0	0	0	0	0	0	0	0	4	
Totals		30-75	12-33	13-18	25	23	48	17	13	79	19	12	9	8	7	58
FG% 40.0 3P% 18.2 FT% 72.2																
Reb% 28.6 3P% 18.2 3P% 72.2																
OR% 15.4 3P% 18.2 3P% 72.2																
DR% 13.2 3P% 18.2 3P% 72.2																
TO% 12.3 3P% 18.2 3P% 72.2																
Fouls% 12.3 3P% 18.2 3P% 72.2																
TP% 12.3 3P% 18.2 3P% 72.2																

GAME RECAPS

GAME 9 #13/14 Vanderbilt vs. Virginia

	1	2	3	4	TOTAL
	19	11	11	27	68
	18	16	29	18	81

DATE Dec. 3, 2025 **SITE** Memorial Gymnasium (Nashville, Tenn.)

TIPOFF 4 p.m. **END** 5:50 p.m. **ELAPSED** 1:50
ATTENDANCE 2,661

ANOTHER HISTORIC NIGHT FOR BLAKES

NASHVILLE, Tenn. – Sophomore Mikayla Blakes once again made history at Memorial Gymnasium on Wednesday, as she became the fastest Vanderbilt women's basketball player to score 1,000 career points to lead the No. 15/14-ranked Commodores past Virginia, 81-68, in the ACC/SEC Challenge.

Blakes needed 28 points to record her 1,000th career point, rose to the challenge in front of the home fans and hit the target right on the mark, registering exactly 28 points in the victory over Virginia. Blakes reaches the 1,000-point plateau in 42 career games, as she becomes the 43rd Vanderbilt player to enter the school's 1,000-point club. The Somerset, New Jersey, native, is the fastest Commodore to score 1,000 points, surpassing Chantel Anderson's previous record of 57 games.

The All-American is the ninth NCAA women's basketball player to score 1,000 career points in 42 games or fewer since the 1981-82 season. Overall, Blakes is the 13th women's college basketball player to reach the 1,000-point plateau in 42 games or less.

No. 15/14-ranked Vanderbilt used a 12-0 run that was sandwiched between halftime to turn a two-point deficit into a double-digit advantage in the early stages of the third quarter. Vanderbilt outscored Virginia 29-11 in the third stanza, as the Commodores held a 22-point lead going into the final frame. The Dores led by as many as 28 points in the fourth before securing the 13-point victory in the ACC/SEC Challenge.

Blakes was one of three Commodores to score double-digit points in the ACC/SEC Challenge win. She was joined by graduate Ndjakalenga Mwenetanda, who scored 16 points to match her Vanderbilt career high in scoring, and graduate Sacha Washington, who registered 13 points. Blakes, Mwenetanda and Washington each pulled down a team-best seven rebounds.

Vanderbilt shot 45.8 percent from the floor and made eight 3-point field goals. The Dores shot 90.5 percent from the free throw line, going 19-of-21 from the charity stripe. Vandy forced Virginia into 18 turnovers, which the Commodores turned into 28 points.



BOX SCORE

Virginia - 88																																					
Record: 6-3																																					
NO. Name	Min	FG	3P	FT	Rebounds	Fouls	TP	AS	TO	ST	Blocks	pts	reb	st																							
7 Tashita Amance	21:55	1/5	0/0	1/2	3	6	4	1	3	1	2	1	1	30																							
1 Paris Clark	30:55	5/12	2/4	0/0	1	3	4	3	1	12	3	4	2	1																							
4 Jillian Brown	30:54	3/7	1/4	0/0	0	2	2	3	1	7	2	0	0	2																							
21 Kymora Johnson	30:55	8/16	4/8	2/2	1	4	5	4	3	22	7	5	3	0																							
23 Romi Levy	17:52	1/4	0/2	2/2	0	0	0	1	4	0	1	1	0	24																							
12 Caitlin Weiner	20:53	3/4	0/0	0/0	1	2	3	1	6	1	2	0	0	17																							
8 Adana Ring	18:10	4/5	1/2	1/2	1	3	4	2	3	10	0	0	1	0																							
3 Gabby White	13:59	2/4	0/0	0/2	1	1	2	3	2	4	0	4	0	0																							
22 Darvile Anghaba	01:10	0/1	0/0	0/0	0	0	0	0	0	0	0	0	0	0																							
22 Ralene Dos Santos	04:17	0/1	0/1	0/0	0	0	0	0	0	0	0	0	0	0																							
Team					1	4	5	0	0	0	0	0	0	0																							
Totals	27:58	8/21	6/10	9	22	31	21	13	66	14	18	10	3	113																							
Major Fouls: NONE																																					
Shooting By Period																																					
1st FGR	2/6	43.8%	3PT	2/4	50.0%	FT	3/4	75%	2nd FGR	4/15	26.7%	3PT	1/5	20.0%																							
3rd FGR	2/2	100%	FT	2/2	100%	4th FGR	5/12	41.7%	3PT	0/4	0.0%	FT	1/4	25%																							
5th FGR	11/15	73.3%	3PT	5/8	62.5%	FT	0/0	0%	6th FGR	0/0	0%	FT	0/0	0%																							
GM FGR	27/58	46.6%	3PT	9/21	38.1%	FT	6/10	60.0%	Dead Ball Rebounds: 2																												
FT	6/10	60.0%																																			
Vanderbilt - 81																																					
Record: 9-0																																					
NO. Name	Min	FG	3P	FT	Rebounds	Fouls	TP	AS	TO	ST	Blocks	pts	reb	st																							
5 Sacha Washington	22:01	5/7	3/4	1	6	7	4	1	13	0	2	4	0	0																							
1 Mikayla Blakes	40:00	7/17	2/6	12/13	3	4	7	3	12	28	7	2	4	0																							
3 Aubrey Galvan	32:47	3/6	1/2	0/0	0	4	4	0	7	8	3	3	0	1																							
13 Justine Pissott	30:05	3/16	0/1	0/0	0	3	2	0	8	4	3	0	1	1																							
15 Ndjakalenga Mwenetanda	20:25	6/9	2/2	2	3	4	7	3	2	16	0	1	1	0																							
14 Ayana Mitchell	17:59	3/4	0/0	2/2	0	2	2	1	8	0	0	1	3	0																							
2 Jada Brown	13:32	0/1	0/1	0/0	1	1	0	0	0	0	0	0	0	0																							
24 Agia Makurat	01:11	0/0	0/0	0/0	0	0	0	0	0	0	0	0	0	0																							
Team					1	3	0	0	0	0	0	0	0	0																							
Totals	27:59	16/50	19/21	10/24	34	13	21	81	19	14	11	5	3	113																							
Major Fouls: NONE																																					
Shooting By Period																																					
1st FGR	7/17	41.2%	3PT	1/4	25.0%	FT	3/3	100%	2nd FGR	4/12	33.3%	3PT	1/6	16.7%																							
3rd FGR	7/8	87.5%	FT	7/8	87.5%	4th FGR	10/14	71.4%	5th FGR	4/6	66.7%	FT	5/6	83.3%																							
6th FGR	6/16	37.5%	3PT	2/7	28.6%	FT	2/2	100%	GM FGR	27/59	45.9%	3PT	9/21	34.8%																							
FT	19/21	90.5%	Dead Ball Rebounds: 2																																		
FT	19/21	90.5%																																			
Period by Period Scoring																																					
1st	2nd	3rd													4th	TOT	1st	2nd	3rd	4th	TOT	1st	2nd	3rd	4th	TOT											
1	19	11	11	27	68	1	19	11	27	68	1	19	11	27																							
2	18	16	29	18	81	2	18	16	29	81	2	18	16	29																							

INDIVIDUAL LEADERS

		
Points	M. Blakes • 28 pts N. Mwenetanda • 16 pts	K. Johnson • 22 pts P. Clark • 12 pts
Rebounds	3 Players Tied • 7 reb A. Galvan • 4 reb	T. Amanze • 6 reb K. Johnson • 5 reb
Assists	A. Galvan • 8 ast M. Blakes • 7 ast	K. Johnson • 7 ast P. Clark • 3 ast
Steals	M. Blakes • 4 stl A. Galvan • 3 stl	Brown/Johnson • 3 stl P. Clark • 2 stl
Blocks	A. Mitchell • 3 blk Mwenetanda/Pissott • 1 blk	3 Players Tied • 1 blk

GAME 10 #13/14 Vanderbilt vs. South Florida

	1	2	3	4	TOTAL
	7	18	17	16	58
	11	27	24	25	87

DATE Dec. 15, 2025 **SITE** Memorial Gymnasium (Nashville, Tenn.)

TIPOFF 6:30 p.m. **END** 8:10 p.m. **ELAPSED** 1:40
ATTENDANCE 2,188

DORES RUN PAST BULLS

NASHVILLE, Tenn. – The No. 13/14-ranked Vanderbilt women's basketball team remained perfect through 10 games to open the 2025-26 season, as the Commodores posted an 87-58 victory over South Florida on Monday night at Memorial Gymnasium.

The Dores improve to 10-0 for the first time since the 2011-12 campaign. It is the sixth time in program history that Vandy has begun a season with 10 or more consecutive wins. Vanderbilt also collected its 25th-straight home win over a nonconference opponent, a streak that dates back to the 2022-23 season.

It was a total team effort in the win over South Florida, as No. 13 Vanderbilt had all five starters register double-digit points. In total, nine of the 11 Dores that played against the Bulls scored. It is also the second time this season that Vandy has had all five starters record 10-plus points in a game.

Sophomore Mikayla Blakes paced Vanderbilt's quintet of double-figure scorers. The All-American had 19 points to extend her double-digit scoring streak to 29 games, which is currently the fifth-longest scoring streak in the nation.

Graduate Sacha Washington scored a season-high 16 points. The 6-2 forward was one of three Vanderbilt players to pull down a team-high six rebounds against USF, as Blakes and senior Justine Pissott matched Washington's efforts on the glass.

Pissott and freshman Aubrey Galvan each recorded double-digit points for the fourth time in the last five games. Pissott scored 13 points and drilled three 3-point field goals, while Galvan had an 11-point effort against the Bull. The first-year point guard also dished out a team-high eight assists. Graduate Ndjakalenga Mwenetanda rounded out the Vandy's group of double-digit scorers with a 10-point effort.

Dores trailed the Bulls 7-2 to open the game, but ended the first quarter on a 9-0 run to take an 11-7 lead into the second quarter. The Commodores used a 13-0 spurt midway through the second stanza to take a double-digit lead they would never relinquish. Vandy led by as many as 30 points in the fourth quarter before settling for the 29-point win.

The Commodores shot 42.3 percent from the field, while equaling their season-high in made 3-pointers with 12 against South Florida. Vanderbilt also went a perfect 15-of-15 from the free throw line. Vandy forced USF into 20 turnovers, which led the Dores to a 28-8 edge in points off turnovers.

BOX SCORE



South Fla. - 58														
Record: 6-5														
NO. Name	Min	FG	3P	FT	Rebounds	Fouls	TP	AS	TO	ST	Blocks	pts	reb	st
21 L'Or Mputu	F:24:31	2/7	0/0	0/0	0	5	5	2	4	0	1	0	0	1
55 Carlos Briso	F:24:31	2/3	1/1	0/0	1	3	4	1	1	5	3	4	1	1
1 Katie Davidson	F:22:57	4/12	0/0	1/0	6	0	9	1	0	0	0	0	0	14
11 Kristin Lewis-Williams	F:19:51	0/6	0/0	0/0	1	2	1	0	0	2	0	1	0	0
13 Stefanie Ingram	F:34:13	10/13	3/4	0/0	4	4	3	2	23	4	5	1	0	0
8 Fabio Diakite	F:15:29	2/3	0/0	0/2	4	3	4	1	4	2	0	0	0	0
24 Raia Tomassica	F:19:30	4/10	0/0	0/0	0	0	0	0	0	1	0	1	0	0
14 Ines Piper	F:13:23	1/1	0/0	0/0	3	3	2	0	2	0	1	0	1	0
Lee Teichman	F:05:47	0/1	0/0	0/0	0	0	0	0	1	2	0	0	0	0
22 Jettie Balajic	F:06:45	1/3	1/2	0/0	0	1	1	1	3	0	0	0	0	0
Team					1	2	0	0	3	0	0	0	0	0
Totals	28:25	6/16	12/17	7/24	31	14	9	58	10	25	1	2	4	120
Major Fouls: NONE														
Shooting By Period														
1st FGR	3/14	21.4%	3PT	1/5	20.0%	FT	0/0	0%	2nd FGR	8/18	44.4%	3PT	2/5	40.0%
3rd FGR	0/0	0%	FT	0/0	0%	4th FGR	8/14	57.1%	5th FGR	1/3	33.3%	FT		

South Fla. - 58														
Record: 6-5														
NO. Name	Min	FG	3P	FT	Rebounds	Fouls	TP	AS	TO	ST	Blocks	pts	reb	st
35 Sacha Washington	F:23:59	5/10	0/0	6/6	3	3	6	5	16	2	2	0	1	10
13 Stefanie Ingram	F:36:24	11/16	4/12	1/1	1	0	0	0	6	2	0	0	0	28
3 Aubrey Galloway	F:25:35	4/13	3/10	0/0	1	4	5	0	0	8	2	2	0	0
13 Justine Pissot	F:28:57	5/8	3/5	0/0	1	5	6	0	1	13	4	2	1	0
15 Isabella-Lee Mweranda	F:21:30	3/4	0/2	4/4	1	1	1	3	3	1	1	0	0	0
2 Jada Brown	F:05:02	0/1	0/0	0/0	0	0	0	0	0	0	0	0	0	0
14 Ayana Shaker	F:14:11	0/0	0/0	2/2	1	2	3	0	1	8	1	0	0	2
4 Aya Makur	F:10:44	2/6	0/4	0/0	2	1	3	1	1	6	2	0	1	0
24 Ines Piper	F:08:27	0/1	0/0	0/0	2	2	0	0	0	0	0	0	0	0
11 Monique Williams	F:02:14	0/0	0/0	0/0	0	0	0	0	0	2	0	0	0	0
32 Alyan Del Rosario	F:02:10	0/0	0/0	0/0	0	0	0	0	0	1	0	0	0	0
Team					1	2	0	0	0	1	0	0	0	0
Totals	30:71	12/37	15/15	16/26	41	9	14	18	24	9	9	4	2	20
Major Fouls: NONE														
Shooting By Period														
1st FGR	5/21	23.8%	3PT	0/0	0.0%	FT	0/0	0%	2nd FGR	9/18	50.0%	3PT	4/8	50.0%
3rd FGR	0/0	0%	FT	0/0	0%	4th FGR	7/16	43.8%	5th FGR	1/6	16.7%	FT		

South Fla. - 58														
Record: 6-5														
NO. Name	Min	FG	3P	FT	Rebounds	Fouls	TP	AS	TO	ST	Blocks	pts	reb	st
35 Sacha Washington	F:23:59	5/10	0/0	6/6	3	3	6	5	16	2	2	0	1	10
13 Stefanie Ingram	F:36:24	11/16	4/12	1/1	1	0	0	0	6	2	0	0	0	28
3 Aubrey Galloway	F:25:35	4/13	3/10	0/0	1	4	5	0	0	8	2	2	0	0
13 Justine Pissot	F:28:57	5/8	3/5	0/0	1	5	6	0	1	13	4	2	1	0
15 Isabella-Lee Mweranda	F:21:30	3/4	0/2	4/4	1	1	1	3	3	1	1	0	0	0
2 Jada Brown	F:05:02	0/1	0/0	0/0	0	0	0	0	0	0	0	0	0	0
14 Ayana Shaker	F:14:11	0/0	0/0	2/2	1	2	3	0	1	8	1	0	0	2
4 Aya Makur	F:10:44	2/6	0/4	0/0	2	1	3	1	1	6	2	0	1	0
24 Ines Piper	F:08:27	0/1	0/0	0/0	2	2	0	0	0	0	0	0	0	0
11 Monique Williams	F:02:14	0/0	0/0	0/0	0	0	0	0	0	2	0	0	0	0
32 Alyan Del Rosario	F:02:10	0/0	0/0	0/0	0	0	0	0	0	1	0	0	0	0
Team					1	2	0	0	0	1	0	0	0	0
Totals	30:71	12/37	15/15	16/26	41	9	14	18	24	9	9	4	2	20
Major Fouls: NONE														
Shooting By Period														
1st FGR	5/21	23.8%	3PT	0/0	0.0%	FT	0/0	0%	2nd FGR	9/18	50.0%	3PT	4/8	50.0%
3rd FGR	0/0	0%	FT	0/0	0%	4th FGR	7/16	43.8%	5th FGR	1/6	16.7%	FT		

GAME RECAPS

GAME 15 #12/11 Vanderbilt vs. #5/5 LSU

	1	2	3	4	TOTAL
	12	16	15	18	61
	15	7	20	23	65

DATE Jan. 4, 2026 **SITE** Memorial Gymnasium (Nashville, Tenn.)

TIPOFF 4 p.m. **END** 6:05 p.m. **ELAPSED** 2:05
ATTENDANCE 6,576

GOLDEN DORES

NASHVILLE, Tenn. – The No. 12/11-ranked Vanderbilt women's basketball team scored its biggest victory of the Shea Ralph era on Sunday, as the Commodores knocked off No. 5/5 LSU, 65-61, in a defensive battle at Memorial Gymnasium.

Sophomore Mikayla Blakes took over in the fourth quarter to help Vanderbilt collect the come-from-behind victory over the No. 5-ranked team in the nation. The All-American scored 15 of her game-high 32 points in the game's last stanza, shooting 55.6 percent in the frame (5-of-9) with a pair of 3-point field goals over the final 10 minutes.

LSU led 54-52 with 2:20 left to play in the game after a 3-point possession. Blakes went to work from that point, as the Somerset, New Jersey, registered 10 of Vanderbilt's final 13 points to close out the game. Blakes also assisted on the go-ahead 3-pointer from freshman Aubrey Galvan with 2:05 remaining gave the Doreas a lead they would never relinquish.

With the victory, the Commodores score their first win over a top-five team under Ralph. The Doreas now stand at 15-0 overall and 2-0 in SEC play. It is the first time since the 2008-09 season that Vanderbilt has defeated a team ranked inside the top five in both major college women's basketball polls. The last time it happened was on Feb. 19, 2009, when the Doreas posted a 73-70 win over No. 3/3-ranked Auburn at Memorial Gym.

Vanderbilt extends its season-opening winning streak to 15 games, as the 2025-26 team now stands alone for the second-best start in school history. The win over LSU breaks a tie with the 1995-96 team. Only the 1992-93 Final Four team has gotten off to a better start in school history, as that team won its first 17 games of the season.

Blakes scored a game-high 32 points against LSU, as the guard recorded her second-straight 30-point performance to open SEC play. The sophomore played all 40 minutes on Sunday and added a team-best four assists to go along with three steals. It is the third time in her short but illustrious career that Blakes has registered back-to-back games with 30 points; it is the first time this season she has accomplished the feat. Blakes also extends her double-digit scoring streak to 34 games, breaking a tie with assistant coach Ashley Earley for the second-longest streak by a Dore since 1999-00.

Freshman Aubrey Galvan also scored double-digits in the win, as the point guard tallied 14 points and added three steals to her stat line. The Deerfield, Illinois, native hit a career-best four 3-pointers, which included the go-ahead trifecta late in the fourth quarter.

The Commodore defense put on its best performance of the season, as Vandy held the highest-scoring team in the nation to a season-low in points. The Doreas held the Tigers to 45 points lower than their season scoring average coming into Sunday. The black and gold forced the No. 5-ranked team in the nation to a season-high 22 turnovers and held the Tigers to their lowest field goal percentage of the season at 43.1 percent.

BOX SCORE

		Record: 15-0 (2-0)																		
NO. Name	Min	FG		3P		FT		Rebounds		Fouls		TP		AS		ST		Blocks		+/-
		Min	MA	Min	MA	Min	MA	OR	TR	PF	PS	Min	MA	Min	MA	Min	MA	Min	MA	
1 Anyia Joyner	F	20:12	2-4	0-0	0-0	0-5	3-4	4	3	0	0	1	2	0	0	0	0	0	0	2
4 Flashique Johnson	F	18:32	0-4	0-1	0-1	1-2	3-2	0	0	0	1	2	0	0	0	0	0	0	0	12
11 Zakirah Johnson	G	34:36	4-9	0-0	0-0	2-4	5-8	4	4	10	0	3	1	0	0	2	0	0	0	6
12 Mikayla Williams	G	35:09	5-11	6-9	0-0	1-7	8-11	10	6	4	0	0	0	0	0	0	0	0	0	4
23 Mikayla Fulwiley	G	34:26	6-15	0-1	1-4	3-4	7-3	3	13	6	5	2	1	0	0	0	0	0	0	6
13 Katie Koval	G	20:31	3-7	0-0	0-0	3-3	6-4	10	4	9	0	0	0	0	0	0	0	0	0	5
20 Jada Richard	G	31:53	5-10	1-2	2-2	2-2	2-2	13	1	2	0	0	0	0	0	0	0	0	0	2
22 Grace Knox	G	04:50	0-0	0-0	0-0	0-1	1-3	0	0	1	0	0	0	0	0	0	0	0	0	4
Team								3	1	4	0	0	0	0	0	0	0	0	0	
Totals		25:41	37-71	13-19	19-29	48-72	123-61	15	22	61	1	23	12	1	2	14	1	4	1	
Major Fouls: NONE																				

1st FG	50.4	35.7%
2nd FG	12	50.0%
3rd FG	12	50.0%
4th FG	7-14	50.0%
5th FG	11	100.0%
6th FG	11	100.0%
7th FG	7-17	41.2%
8th FG	0	0%
9th FG	6-13	46.2%
10th FG	12	50.0%
11th FG	12	50.0%
GM FG	25-58	43.1%
FT	3-3	60.0%
FT	3-7	42.9%

Draw Ball Rebounds: 5

Record: 15-0 (2-0)																				Shooting By Period		
NO. Name	Pos	FG	3P	FT	Rebounds	Fouls	TP	AS	TS	ST	Blocks		+/-	1st			2nd			3rd		
											Min	MA		Min	MA	Min	MA	Min	MA	Min	MA	Min
35 Sacha Washington	G	30:40	2-5	0-0	4-7	7-3	4	2	0	0	3	3	0	0	0	0	0	0	0	0	0	5
1 Mikayla Blakes	G	40:00	10-25	3-9	9-12	0-1	1-2	12	22	9	4	6	3	0	1	4	0	0	0	0	0	14
3 Aubrey Galvan	G	32:30	4-18	4-10	0-3	1-2	3-2	2	14	1	3	3	0	0	0	2	0	0	0	0	0	2
13 Justine Pissott	G	27:43	2-7	0-0	0-0	1-1	2-0	6	1	0	0	0	0	0	0	0	0	0	0	0	0	7
15 Ndakateranga Mwenetanda	G	11:41	1-2	0-1	1-1	0-3	2-1	1	0	0	0	0	0	0	0	0	0	0	0	0	0	3
2 Jada Brown	G	26:16	1-2	0-0	0-0	2-6	3-2	6	1	4	0	0	0	0	0	0	0	0	0	0	0	8
14 Aiyana Mitchell	G	27:56	0-0	0-0	0-0	2-8	2-2	2	4	2	2	1	1	4	1	0	0	0	0	0	0	7
8 Ava Black	G	02:14	0-0	0-0	0-0	0-1	1-0	0	0	0	0	0	0	0	0	0	0	0	0	0	0	4
Team					4	5	0	0	0	0	0	0	0	0	0	0	0	0	0	0	0	
Totals		20:57	10-27	15-26	14-24	28-12	65	12	14	4	1	12	14	4	1	4	1	4	1	4	1	
Major Fouls: NONE																						

	LSU	VANDY	Points from		LSU	VANDY	Period by Period Scoring					
Biggest lead	7 (2 nd 3:44)	6 (4 th 1:17)	Turnovers	19	15			1st	2nd	3rd	4th	TOT
Best Scoring Run	11 (2 nd 3:44)	8 (4 th 4:53)	Paint	30	16	LSU	12	16	15	18	61	
Lead Changes	10		Second Chance	21	20							
Times Tied	6		Fast Breaks	11	0	VANDY	15	7	20	23	65	
Time with Lead	23:28	12:36	Bench	22	6							

INDIVIDUAL LEADERS

		LSU	VANDY
Points		M. Blakes • 32 pts	Fulwiley/Richard • 13 pts
		A. Galvan • 14 pts	M. Williams • 12 pts



Rebounds		S. Washington • 7 reb	K. Koval • 10 reb
		A. Mitchell • 5 reb	Johnson/Williams • 8 reb

Assists		M. Blakes • 4 ast	Fulwiley/Williams • 6 ast
		3 Players Tied • 2 ast	3 Players Tied • 1 ast

Steals		A. Mitchell • 4 stl	Fulwiley/Richard • 2 stl
		3 Players Tied • 3 stl	Johnson/Koval • 1 stl

Blocks		S. Washington • 3 blk	Fulwiley • 1 blk
		A. Mitchell • 1 blk	

GAME 16 #7/6 Vanderbilt vs. Missouri

	1	2	3	4	TOTAL
	23	14	16	15	68
	27	21	20	31	99

DATE Jan. 8, 2026 **SITE** Memorial Gymnasium (Nashville, Tenn.)

TIPOFF 6:30 p.m. **END** 6:05 p.m. **ELAPSED** 1:51
ATTENDANCE 3,141

DORES STAY HOT

NASHVILLE, Tenn. – The No. 7/6 Vanderbilt women's basketball team had all five starters score in double figures, as the Commodores capped the Missouri Tigers, 99-68, at Memorial Gymnasium on Thursday in SEC action.

All five Vandy starters scored 15-plus points in the win over Missouri. It is the first time since at least the 1999-00 season that the Doreas have had all five starters score 15-plus points. It is only the second time over the last 26 seasons that an SEC team has accomplished the feat, as Arkansas also had all five starters score 15-plus points against Florida on Jan. 5, 2023.

With the victory, Vanderbilt continues its second-best start in program history, as the Commodores are now 16-0 to open the 2025-26 season. Vandy is 3-0 in SEC play for the first time since the 2023-24 campaign. Only the 1992-93 Final Four team has gotten off to a better start to a season in school history, as that squad won its first 17 contests.

Sophomore Mikayla Blakes led all scorers on Thursday, as the All-American dropped a game-high 20 points in the win. It marks the guard's fifth-straight game with 20-plus points. Blakes also extends her double-digit scoring streak to 35 games, which extends the second-longest streak by a Commodore since 1999-00. The Somerset, New Jersey, native dished out a game-best six assists and had a pair of steals.

Freshman Aubrey Galvan registered a career-high 19 points against the Tigers. The first-year point guard handed out four assists and collected a game-high five steals. The trio of Ndjakalanga Mwenetanda, Justine Pissott and Sacha Washington each had 15 points in the win. Washington also collected her fourth double-double of the season with a 16-rebound, 15-point effort.

Tonight's victory marks the program's first win as a top-10 ranked team since the 2006-07 season. The last time Vandy posted a victory while being ranked in the top 10 came in the 2007 SEC Tournament Championship game, when the then No. 9 Doreas posted a 51-45 victory over LSU in Duluth, Georgia, to win the program's fifth SEC Tournament title.

It's Vanderbilt's first win as a top-10 team at Memorial Gym in over 18 years. The last time the Doreas posted a victory as a top-10 team came on Dec. 15, 2007, when Vandy knocked off Austin Peay, 84-50.

Both teams traded blows over the first quarter and a half, as Missouri clung to a 35-34 lead after a 3-point field goal at the 3:34 mark of the second stanza. Vanderbilt closed the frame on a 14-2 run to take a double-digit lead into the half at 48-37. Vandy extended its lead throughout the final two quarters, as the Doreas led by as many as 36 points before securing the 31-point victory over Missouri.

The Commodores shot 50.6 percent from the floor in the victory. Vanderbilt held a 54-22 edge in points in the paint and won the rebounding battle 43-32. The Doreas forced Missouri into 24 turnovers, which Vandy turned into 37 points off turnovers.

BOX SCORE

		Record: 13-4 (3-3)																			
NO. Name		Min	FG		3P		FT		Rebounds		Fouls		TP		AS		ST		Blocks		+/-
			MA	MA	MA	MA	OR	TR	PF	PS	Min	MA	Min	MA	Min	MA	Min	MA	Min	MA	
10 Jordana Resma	F	24:15	1-4	0-1	1-2	1-3	4-4	1	2	3	1	2	0	0	1	0	0	0	0	0	27
0 Grace Slaughter	G	35:38	3-7	0-1	6-6	5-5	10-12	4	2	12	2	2	0	0	1	3	4	0	0	0	34
1 Shannon Dowell	G	21:21	3-8	0-0	2-3	0-2	2-4	3	8	1	4	2	0	1	1	2	0	1	1	1	7
22 Chice Stiles	G	24:43	3-10	2-9	1-1	0-4	4-4	1	19	4	2	2	0	0	0	0	0	0	0	0	16
23 Abbey Schrecke	G	34:29	2-17	5-14	0-0	0-3	3-2	2	19	0	3	1	2	0	0	0	0	0	0	0	25
4 Lisa Thompson	F	17:40	2-6	0-0	0-0	0-1	1-2	1	4	6	4	0	0	0	0	0	0	0	0	0	18
11 Jaysia Smith	F	19:50	3-5	2-4	0-0	0-0	1-0	0	8	0	2	1	0	0	0	0	0	0	0	0	21
12 Ma'Nya Vincent	F	17:06	1-1	0-0	0-0	2-2	4-4	1	3	1	2	0	0	0	0	0	0	0	0	0	19
2 Sarah Tyler	G	02:07	0-0	0-0	0-0	0-0	0-0	0	0	0	0	0	0	0	0	0	0	0	0	0	13
55 Reka Toman	G	01:51	1-1	1-1	0-0	0-0	0-0	0	0	0	0	0	0	0	0	0	0	0	0	0	12
Team								2	2	4	0	0	0	0	0	0	0	0	0	0	
Totals		34:50	10-32	10-12	10-12	22-32	55-14	14	68	14	14	14	12	3	31	14	12	3	31		
Dead Ball Rebounds: 10																					
Major Fouls: NONE																					

		Shooting By Period	
3PT%	71.2	63.33	
3PT%	24	50.00	
3PT%	7.8	77.78	
3PT%	27.8	66.67	
3PT%	27	26.67	
3PT%	0	0	
3PT%	0	0	
3PT%	31.1	27.27	
3PT%	31	11.11	
3PT%	22	100	
3PT%	30	30.00	
3PT%	2	100	
3PT%	2	100	
3PT%	2	100	
3PT%	2	100	
3PT%	2	100	
3PT%	2	100	
3PT%	2	100	
3PT%	2	100	
3PT%	2	100	
3PT%	2	100	
3PT%	2	100	
3PT%	2	100	
3PT%	2	100	
3PT%	2	100	
3PT%	2	100	
3PT%	2	100	
3PT%	2	100	
3PT%	2	100	
3PT%	2	100	
3PT%	2	100	
3PT%	2	100	
3PT%	2	100	
3PT%	2	100	
3PT%	2	100	
3PT%	2	100	
3PT%	2	100	
3PT%	2	100	
3PT%	2	100	
3PT%	2	100	
3PT%	2	100	
3PT%	2	100	
3PT%	2	100	
3PT%	2	100	
3PT%	2	100	
3PT%	2	100	
3PT%	2	100	
3PT%	2	100	
3PT%	2	100	
3PT%	2	100	
3PT%	2	100	
3PT%	2	100	
3PT%	2	100	
3PT%	2	100	
3PT%	2	100	
3PT%	2	100	
3PT%	2	100	
3PT%	2	100	
3PT%	2	100	
3PT%	2	100	
3PT%	2	100	
3PT%	2	100	
3PT%	2	100	
3PT%	2	100	
3PT%	2	100	
3PT%	2	100	
3PT%	2	100	
3PT%	2	100	
3PT%	2	100	
3PT%	2	100	
3PT%	2	100	
3PT%	2	100	
3PT%	2	100	
3PT%	2	100	
3PT%	2	100	
3PT%	2	100	
3PT%	2	100	
3PT%	2	100	
3PT%	2	100	
3PT%	2	100	
3PT%	2	100	
3PT%	2	100	
3PT%	2	100	
3PT%	2	100	
3PT%	2	100	
3PT%	2	100	
3PT%	2	100	
3PT%	2	100	
3PT%	2	100	
3PT%	2	100	
3PT%	2	100	
3PT%	2	100	
3PT%	2	100	
3PT%	2	100	
3PT%	2	100	
3PT%	2	100	
3PT%	2	100	
3PT%	2	100	
3PT%	2	100	
3PT%	2	100	
3PT%	2	100	
3PT%	2	100	
3PT%	2	100	
3PT%	2	100	
3PT%	2	100	
3PT%	2	100	
3PT%	2	100	
3PT%	2	100	
3PT%	2	100	
3PT%	2	100	
3PT%	2	100	
3PT%	2	100	
3PT%	2	100	
3PT%	2	100	
3PT%	2	100	
3PT%	2	100	
3PT%	2	100	
3PT%	2	100	
3PT%	2	100	
3PT%	2	100	
3PT%	2	100	
3PT%	2	100	
3PT%	2	100	
3PT%	2	100	
3PT%	2	100	
3PT%	2	100	
3PT%	2	100	
3PT%	2	100	
3PT%	2	100	
3PT%	2	100	
3PT%	2	100	
3PT%	2	100	
3PT%	2	100	
3PT%	2	100	
3PT%	2	100	
3PT%	2	100	
3PT%	2	100	
3PT%	2	100	
3PT%	2	100	
3PT%	2	100	
3PT%	2	100	
3PT%	2	100	
3PT%	2	100	
3PT%	2	100	
3PT%	2	100	
3PT%	2	100	
3PT%	2	100	
3PT%	2	100	
3PT%	2	100	
3PT%	2	100	
3PT%	2	100	
3PT%	2	100	
3PT%	2	100	
3PT%	2	100	
3PT%	2	100	
3PT%	2	100	
3PT%	2	100	
3PT%	2	100	
3PT%	2	100	
3PT%	2	100	
3PT%	2	100	
3PT%	2	100	
3PT%	2	100	
3PT%	2	100	
3PT%	2	100	
3PT%	2	100	
3PT%	2	100	
3PT%	2	100	
3PT%	2	100	
3PT%	2	100	
3PT%	2	100	
3PT%	2	100	
3PT%	2	100	
3PT%	2	100	
3PT%	2	100	
3PT%	2	100	
3PT%	2	100	
3PT%	2	100	
3PT%	2	100	
3PT%	2	100	
3PT%	2	100	
3PT%	2	100	
3PT%	2	100	
3PT%	2	100	
3PT%	2	100	
3PT%	2	100	
3PT%	2	100	
3PT%	2	100	
3PT%	2	100	
3PT%	2	100	

NO. Name		Record: 16-0 (3-0)													Lead Ball Possession						
NO.	Name	Min	FG		3P		FT		Rebounds		Fouls		TP		AS		ST		Blocks		+/-
			MA	MA	MA	MA	MA	MA	MA	MA	MA	MA	MA	MA	MA	MA	MA	MA	MA	MA	
35	Sacha Washington	F	26:33	7-9	0-0	1-3	8-8	16-12	1	2	15	2	1	0	0	0	1	0	0	0	27
1	Mikayla Blake	G	23:42	6-17	3-7	5-5	2	2	4	2	7	20	3	6	2	0	0	0	0	0	11
3	Aubrey Galvan	G	26:27	8-17	2-11	4-1	0	1	1	5	5	1	5	5	0	0	0	0	0	0	40
15	Nepheleah Mweranteng	G	36:17	6-10	1-4	2-2	4	1	5	2	15	15	4	2	0	0	0	0	0	0	20
2	Jada Brown	F	22:45	1-3	1-2	0-0	1	1	2	1	2	1	3	2	0	0	0	0	0	0	28
4	Yvanna Michel	23:49	4-7	0-0	0-0	2	2	2	2	0	0	0	0	0	0	0	0	0	0	1	1
5	Ayanna Williams	20:40	0-0	0-0	0-0	0	0	0	0	0	0	0	0	0	0	0	0	0	0	0	0
24	Aga Mikurati	04:11	0-1	0-1	0-0	0	1	1	1	0	0	0	0	0	0	0	0	0	0	0	7
8	Ava Black	04:50	0-1	0-1	0-0	0	0	0	0	0	0	0	0	0	0	0	0	0	0	0	4
1	Monique Williams	02:38	1-1	0-0	0-0	0	0	0	0	0	0	0	0	0	0	0	0	0	0	0	5
Team							1	3	4	0	0	0	0	0	0	0	0	0	0	0	0
Totals			39:77	10-34	11-15	18	25	43	14	22	99	20	14	10	3	2	3	21			
Shooting By Period																					
1 st QTR 5-12 41.7%																					
2 nd QTR 5-12 41.7%																					
3 rd QTR 8-22 36.4%																					
4 th QTR 5-13 38.5%																					
5 th QTR 1-1 50.0%																					
6 th QTR 1-1 50.0%																					
7 th QTR 0-0 0.0%																					
8 th QTR 0-0 0.0%																					
9 th QTR 0-0 0.0%																					
10 th QTR 0-0 0.0%																					
11 th QTR 0-0 0.0%																					
12 th QTR 0-0 0.0%																					
13 th QTR 0-0 0.0%																					
14 th QTR 0-0 0.0%																					
15 th QTR 0-0 0.0%																					
16 th QTR 0-0 0.0%																					
17 th QTR 0-0 0.0%																					
18 th QTR 0-0 0.0%																					
19 th QTR 0-0 0.0%																					
20 th QTR 0-0 0.0%																					
21 st QTR 0-0 0.0%																					
22 nd QTR 0-0 0.0%																					
23 rd QTR 0-0 0.0%																					
24 th QTR 0-0 0.0%																					
25 th QTR 0-0 0.0%																					
26 th QTR 0-0 0.0%																					
27 th QTR 0-0 0.0%																					
28 th QTR 0-0 0.0%																					
29 th QTR 0-0 0.0%																					
30 th QTR 0-0 0.0%																					
31 st QTR 0-0 0.0%																					
32 nd QTR 0-0 0.0%																					
33 rd QTR 0-0 0.0%																					
34 th QTR 0-0 0.0%																					
35 th QTR 0-0 0.0%																					
36 th QTR 0-0 0.0%																					
37 th QTR 0-0 0.0%																					
38 th QTR 0-0 0.0%																					
39 th QTR 0-0 0.0%																					
40 th QTR 0-0 0.0%																					
41 st QTR 0-0 0.0%																					
42 nd QTR 0-0 0.0%																					
43 rd QTR 0-0 0.0%																					
44 th QTR 0-0 0.0%																					
45 th QTR 0-0 0.0%																					
46 th QTR 0-0 0.0%																					
47 th QTR 0-0 0.0%																					
48 th QTR 0-0 0.0%																					
49 th QTR 0-0 0.0%																					
50 th QTR 0-0 0.0%																					
51 st QTR 0-0 0.0%																					
52 nd QTR 0-0 0.0%																					
53 rd QTR 0-0 0.0%																					
54 th QTR 0-0 0.0%																					
55 th QTR 0-0 0.0%																					
56 th QTR 0-0 0.0%																					
57 th QTR 0-0 0.0%																					
58 th QTR 0-0 0.0%																					
59 th QTR 0-0 0.0%																					
60 th QTR 0-0 0.0%																					
61 st QTR 0-0 0.0%																					
62 nd QTR 0-0 0.0%																					
63 rd QTR 0-0 0.0%																					
64 th QTR 0-0 0.0%																					
65 th QTR 0-0 0.0%																					
66 th QTR 0-0 0.0%																					
67 th QTR 0-0 0.0%																					
68 th QTR 0-0 0.0%																					
69 th QTR 0-0 0.0%																					
70 th QTR 0-0 0.0%																					
71 st QTR 0-0 0.0%																					
72 nd QTR 0-0 0.0%																					
73 rd QTR 0-0 0.0%																					
74 th QTR 0-0 0.0%																					
75 th QTR 0-0 0.0%																					
76 th QTR 0-0 0.0%																					
77 th QTR 0-0 0.0%																					
78 th QTR 0-0 0.0%																					
79 th QTR 0-0 0.0%																					
80 th QTR 0-0 0.0%																					
81 st QTR 0-0 0.0%																					
82 nd QTR 0-0 0.0%																					
83 rd QTR 0-0 0.0%																					
84 th QTR 0-0 0.0%																					
85 th QTR 0-0 0.0%																					
86 th QTR 0-0 0.0%																					
87 th QTR 0-0 0.0%																					
88 th QTR 0-0 0.0%																					
89 th QTR 0-0 0.0%																					
90 th QTR 0-0 0.0%																					
91 st QTR 0-0 0.0%																					
92 nd QTR 0-0 0.0%																					
93 rd QTR 0-0 0.0%																					
94 th QTR 0-0 0.0%																					
95 th QTR 0-0 0.0%																					
96 th QTR 0-0 0.0%																					
97 th QTR 0-0 0.0%																					
98 th QTR 0-0 0.0%																					
99 th QTR 0-0 0.0%																					
100 th QTR 0-0 0.0%																					

GAME 18 #5/5 Vanderbilt at Miss. State

DATE Jan. 15, 2026 **SITE** Humphrey Coliseum (Starkville, Miss.)

HERSTORY MADE

The 18-consecutive victories also mark the longest winning streak at any point in a season in school history. Vanderbilt's 18-straight wins mark the longest active winning streak in the SEC, while it is the third-longest active streak in NCAA Division I.

Senior Justine Pissott extended her double-digit scoring streak to three games, as the Toms River, New Jersey, native tallied 12 points by sinking a quartet of 3-point field goals. Junior Aiyana Mitchell had her best performance in an SEC game, as the 6-4 forward scored 10 points and pulled down eight rebounds off the bench. Both establish new personal bests for Mitchell in SEC games.

The Dores shot an even 50 percent from the floor, making 30 of their 60 shots. Vandy made 11 3-pointers and went 18-of-20 from the charity stripe. Vandy forced MSU into 12 turnovers and scored 15 points off Bulldog turnovers.

	VANDY	STATE	Points from	VANDY	STATE	Period by Period Scoring					
Biggest lead	13 (4 th 9:27)	4 (1 st 7:31)	Turnovers	15	17		1st	2nd	3rd	4th	TOT
Best Scoring Run	10 (4 th 9:27)	9 (4 th 9:21)	Paint	32	42	VANDY	20	16	30	23	89
Lead Changes	11		Second Chance	6	13						
Times Tied	8		Fast Breaks	3	10	STATE	16	19	20	29	84
Time with Lead	31:08	05:17	Bench	15	29						

Blocks 4 Players Tied • 1 blk No Blocks

GAME 19 #5/5 Vanderbilt at #7/7 Michigan

DATE Jan. 19, 2026 **SITE** Prudential Center (Newark, N.J.)

JERSEY TOUGH

A pair of Jersey girls played a huge role for the No. 5 Commodores in the three-point victory over the Wolverines. Senior Justine Pissott and sophomore Mikayla Blakes combined to score a combined 28 points in their homecoming, while both battled foul trouble throughout the contest.

Pissott tallied 14 points, pulled down a team-best eight rebounds and had a game-high five assists. The Toms River, New Jersey, native also hit a game-high four 3-point field goals against the Wolverines. Blakes had 14 points in the victory, as the Somerset, New Jersey, native extended her double-digit scoring streak to 38 games, which is the third-longest active streak in the nation.

The Commodores broke the game open in the second quarter, as Vandy started the stanza by scoring 10-straight points that turned a six-point advantage into a 16-point lead. Michigan pulled within single digits late in the second frame, but the Dores used an 11-2 run before the half to take a 17-point lead into the break.

Michigan once again cut the Vanderbilt lead to single digits late in the third quarter, as a 10-2 run by the Wolverines made it a 61-53 contest going into the final frame. Michigan scored eight of the first 10 points in the fourth quarter to make it a one-possession game at 63-61 with 4:45 remaining. With Vandy clinging to a four-point victory, Galvan sank a 3-pointer from the corner to give the Dores a 70-63 lead with 3:03 remaining in the contest.

	VANDY	STATE	Points from	VANDY	STATE	Period by Period Scoring					
Biggest lead	13 (4 th 9:27)	4 (1 st 7:31)	Turnovers	15	17		1st	2nd	3rd	4th	TOT
Best Scoring Run	10 (4 th 9:27)	9 (4 th 4:21)	Paint	32	42	VANDY	20	16	30	23	89
Lead Changes	11		Second Chance	6	13	STATE	16	19	20	29	84
Times Tied	8		Fast Breaks	3	10						
Time with Lead	31:08	05:17	Bench	15	29						

Points	A. Galvan • 20 pts Blakes/Pissott • 14 pts	Dudley/Swords • 16 pts O. Olson • 14 pts
Rebounds	J. Pissott • 8 reb Mitchell/Washington • 6 reb	B. Daniels • 10 reb O. Olson • 7 reb
Assists	J. Pissott • 5 ast Blakes/Washington • 4 ast	3 Players Tied • 4 ast Soflikanich/Olson • 2 ast
Steals	4 Players Tied • 2 stl Blakes/Mitchell • 1 stl	B. Daniels • 4 stl 4 Players Tied • 1 stl
Blocks	J. Pissott • 2 blk N. Mwenetanda • 2 blk	3 Players Tied • 2 blk