



6 SEC TOURNAMENT CHAMPIONSHIPS • 29 NCAA TOURNAMENTS • 1 FINAL FOUR • 5 ELITE EIGHTS • 14 SWEET SIXTEENS

# VANDERBILT

WOMEN'S BASKETBALL

2025-26 GAME NOTES • GAME 16 • vs. MISSOURI • 6:30 P.M. CT

## 2025-26 SCHEDULE

Overall: 15-0 | SEC: 0-0

Home: 9-0 | Away: 3-0 | Neutral: 3-0

AP Poll: 7 | WBCA Coaches Poll: 6 | NET Ranking: 13

Streak: W-15

### OCTOBER (1-0)

27 vs. Memphis<sup>&</sup> (Exhibition) Win 104-68

### NOVEMBER (8-0)

3 vs. California<sup>^</sup> Win 74-65

10 Furman Win 96-48

12 at Austin Peay Win 75-65

19 at Western Kentucky Win 87-49

21 Alabama State Win 92-38

23 Tennessee State Win 99-43

27 vs. Oregon State<sup>%</sup> Win 88-66

29 vs. BYU<sup>%</sup> Win 84-71

### DECEMBER (5-0)

3 Virginia<sup>#</sup> Win 81-68

15 South Florida Win 87-58

18 UAlbany Win 64-35

20 Texas Southern Win 96-46

28 Stonehill Win 109-50

### JANUARY (2-0)

1 at Arkansas\* Win 88-71

4 #5/5 LSU\* Win 65-61

8 Missouri\* 6:30 p.m. SEC Network+

11 at Texas A&M\* 2 p.m. SEC Network+

15 at Mississippi State\* 5:30 p.m. SEC Network

19 vs. Michigan<sup>!</sup> 1:30 p.m. FOX

22 Auburn\* 6:30 p.m. SEC Network+

25 at South Carolina\* 2 p.m. ESPN

29 at Ole Miss\* 6:30 p.m. SEC Network+

### FEBRUARY (0-0)

1 Florida\* 3 p.m. SEC Network

5 at Kentucky\* 6 p.m. SEC Network+

9 Oklahoma\* 8 p.m. ESPN2

12 Texas\* 6:30 p.m. SEC Network+

15 at Georgia\* 11 a.m. SEC Network

22 Kentucky\* 2 p.m. SEC Network+

26 Alabama\* 6:30 p.m. SEC Network+

### MARCH (0-0)

1 at Tennessee\* 1 p.m. ESPN

4-8 SEC Tournament TBD TBD

All times Central • Home games in bold • Neutral games in italics

\* | SEC game • # | ACC/SEC Challenge

& | Hoops for St. Jude Tip Off Classic (Memphis, Tenn.) • ^ | Qui-Play Paris (Paris, France)

% Paradise Jam (St. Thomas, USVI) • ! | Coretta Scott King Classic (Newark, N.J.)

Rankings: AP/WBCA Coaches Poll

All games times and dates are subject to change

## GAME 16



#7/6 VANDERBILT (15-0, 2-0 SEC)

vs. MISSOURI (12-5, 0-2 SEC)



THURSDAY, JAN. 8

6:30 p.m. CT



NASHVILLE, TENN.

Memorial Gymnasium • 14,316



SEC NETWORK+

Andrew Allegretta (Play-By-Play) • Drew Maddux (Analyst)



94.9 THE FAN

Vanderbilt Athletics App • Jake Lyman

## STARTING FIVE

>> The Dores head into Thursday coming off its first win over a top-five ranked program since the 2008-09 season. Vandy knocked off then-No. 5/5 LSU, 65-61, at Memorial Gym this past Sunday. Sophomore Mikayla Blakes recorded her second-straight 30-point outing, as the All-American scored a game-high 32 points.

>> Vanderbilt moved into the top 10 in both major college women's basketball polls this week, as the Commodores are ranked No. 7 in the Associated Press top 25 and No. 6 in the USA Today/WBCA coaches poll. It is the first time that Vandy has been ranked inside the top ten in both polls since the 2006-07 season.

>> The Commodores are off to the second-best start in program history, as Vandy stands at 15-0 coming into Thursday. The 15-straight wins to open the 2025-26 campaign are second only to the 1992-93 Final Four team's 17-straight victories to begin that season.

>> Vanderbilt is riding a 10-game winning streak at Memorial Gym, dating back to last season, coming into the matchup against Missouri. Vandy is 56-21 at home under Ralph's direction, while the Dores are 15-18 in SEC play at Memorial Gym in the Ralph era.

>> The Dores and Tigers from Missouri meet for the 16th time in a series that dates back to the 2012-13 season. Missouri holds a 10-5 lead in the series, though Vanderbilt has won each of the last two games. Vandy is 2-3 vs. Missouri under head coach Shea Ralph, while the Commodores are 1-6 all-time at Memorial Gym against the Tigers from Columbia.

>> The Dores and Tigers from Missouri meet for the 16th time in a series that dates back to the 2012-13 season. Missouri holds a 10-5 lead in the series, though Vanderbilt has won each of the last two games. Vandy is 2-3 vs. Missouri under head coach Shea Ralph, while the Commodores are 1-6 all-time at Memorial Gym against the Tigers from Columbia.



## TEAM COMPARISON

15-0	Overall Record	12-5
2-0	Conf. Record	0-2
13	NET Ranking	82
85.7	Points Per Game	75.1
55.6	Opp. Per Game	69.6
47.0	Field Goal Pct.	45.1
37.3	Opp. Field Goal Pct.	39.2
36.7	3-Point Pct.	38.0
29.3	Opp. 3-Point Pct.	31.6
72.0	Free Throw Pct.	81.1
39.1	Rebounds Per Game	38.9
+5.0	Rebounding Margin	+2.4
20.5	Assists Per Game	13.7
12.0	Turnovers Per Game	16.2
13.6	Steals Per Game	6.6
5.0	Blocks Per Game	3.9

## SERIES HISTORY

Games:	15
Vanderbilt Series Record:	5-10
Games in Nashville:	1-6
Games in Columbia, Mo.:	3-4
Neutral Site Games:	1-0
First Meeting:	Feb. 14, 2013, in Columbia Vanderbilt, 62-46
Last Meeting:	March 2, 2025 in Columbia Vanderbilt, 100-59
Last Win:	March 2, 2025 in Columbia, 100-59
Last Loss:	Jan. 14, 2024 in Nashville, 63-65
Last Home Win:	Feb. 14, 2013, 62-46
Last Road Win:	March 2, 2025, 100-59
Last Neutral Win:	March 7, 2013 in Duluth, Ga., 53-40
Last Home Loss:	Jan. 14, 2024, 63-65
Last Road Loss:	Feb. 2, 2023, 69-86
Last Neutral Loss:	Never
vs. Missouri under Ralph:	2-3
Current Vanderbilt Series Streak:	W-2

## LAST FIVE GAMES

Date	Location	Vandy Result	Score
03.02.25	Columbia, Mo.	W	100-59
02.29.24	Columbia, Mo.	W	68-61
01.14.24	Nashville	L	63-65
02.02.23	Columbia, Mo.	L	69-86
01.20.22	Nashville	L	52-66

## PROJECTED STARTERS

1

MIKAYLA BLAKES

G • 5-8 • So.  
Somerset, N.J.  
Rutgers Prep HS

Points • 25.2  
FG% • 46.5  
3P FG% • 32.7  
Boards • 3.8  
Assists • 4.1  
Steals • 3.7

3

AUBREY GALVAN

G • 5-6 • Fr.  
Deerfield, Ill.  
Wilmette Loyola Academy

Points • 10.7  
FG% • 36.7  
3P FG% • 34.1  
Assists • 6.7  
Ast/TO • 2.9  
Steals • 3.1

13

JUSTINE PISSOTT

G/F • 6-4 • Sr.  
Toms River, N.J.  
Tennessee

Points • 10.7  
FG% • 43.6  
3P FG% • 42.9  
3P FG PG • 2.8  
Boards • 4.2  
Assists • 2.6

15

NDJAKALENGA MWENENTANDA

G/F • 6-2 • Gr.  
Sioux Falls, S.D.  
Texas

Points • 7.3  
FG% • 51.3  
3P FG% • 32.0  
FT% • 84.6  
Boards • 2.7  
Assists • 0.9

35

SACHA WASHINGTON

F • 6-2 • Gr.  
Lawrenceville, Ga.  
Collins Hill HS

Points • 9.4  
FG% • 54.8  
Boards • 7.3  
Off. Boards • 4.0  
Assists • 1.4  
Steals • 1.5





## PRONUNCIATION

### JADA BROWN

Jay-Duh

### AALYAH DEL ROSARIO

Ah-Lee-Uh • Dell Row-zar-E-O

### AGA MAKURAT

Ah-gah • Mock-eww-Rah

### AIYANA MITCHELL

Eye-on-Uh

### NDJAKALENGA MWENENTANDA

Jack-Uh-LANG-Uh • MWEN-N-Tawn-duh

### JUSTINE PISSOTT

Jus-Teen • PUH-sot

### SACHA WASHINGTON

Sah-SHUH

### MONIQUE WILLIAMS

Mo-NEEK

## ROSTER BREAKDOWN

### CLASS

**GRADUATE (2):** Ndjakalenga Mwenentanda, Sacha Washington**SENIOR (2):** Jada Brown, Justine Pissott**JUNIOR (4):** Aalyah Del Rosario, Madison Greene, Aga Makurat, Aiyana Mitchell**SOPHOMORE (2):** Mikayla Blakes, Trinity Wilson**FRESHMAN (3):** Ava Black, Aubrey Galvan, Monique Williams

### POSITION

**CENTER (1):** Aalyah Del Rosario**FORWARD (5):** Aiyana Mitchell, Justine Pissott, Sacha Washington, Monique Williams, Trinity Wilson**GUARD (8):** Ava Black, Mikayla Blakes, Jada Brown, Aubrey Galvan, Madison Greene, Aga Makurat, Ndjakalenga Mwenentanda, Justine Pissott

### HOME STATE/COUNTRY

**NEW JERSEY (2):** MIKAYLA BLAKES, JUSTINE PISSOTT**ARKANSAS (1):** JADA BROWN**AUSTRALIA (1):** MONIQUE WILLIAMS**COLORADO (1):** AIYANA MITCHELL**DOMINICAN REPUBLIC (1):** AALYAH DEL ROSARIO**GEORGIA (1):** SACHA WASHINGTON**ILLINOIS (1):** AUBREY GALVAN**MINNESOTA (1):** TRINITY WILSON**NEW HAMPSHIRE (1):** AVA BLACK**OHIO (1):** MADISON GREENE**POLAND (1):** AGA MAKURAT**SOUTH DAKOTA (1):** NDJAKALENGA MWENENTANDA

FRONT ROW (L-R) JUSTINE PISSOTT, MIKAYLA BLAKES, SACHA WASHINGTON, JADA BROWN, AUBREY GALVAN, AGA MAKURAT  
BACK ROW (L-R) AVA BLACK, NDJAKALENGA MWENENTANDA, MONIQUE WILLIAMS, AALYAH DEL ROSARIO, AIYANA MITCHELL, TRINITY WILSON, MADISON GREENE

## 2025-26 ROSTER

No.	Name	POS	HT	YR	EXP	Hometown (Previous School)
1	Mikayla Blakes	G	5-8	So.	1V	Somerset, N.J. (Rutgers Prep)
2	Jada Brown	G	5-8	Sr.	3V	Bentonville, Ark. (Bentonville HS)
3	Aubrey Galvan	G	5-6	Fr.	HS	Deerfield, Ill. (Wilmette Loyola Academy)
4	Madison Greene	G	5-6	Jr.	2V	Columbus, Ohio (Pickering Central HS)
8	Ava Black	G	5-11	Fr.	HS	Auburn, N.H. (Tabor Academy (Mass.))
11	Monique Williams	F	6-3	Fr.	HS	Perth, Australia (Willeton Senior HS)
13	Justine Pissott	G/F	6-4	Sr.	2V	Toms River, N.J. (Tennessee)
14	Aiyana Mitchell	F	6-4	Jr.	2V	Colorado Springs, Colo. (Fountain-Fort Carson HS)
15	Ndjakalenga Mwenentanda	G	6-2	Gr.	TR	Sioux Falls, S.D. (Texas)
24	Aga Makurat	G	6-3	Jr.	2V	Sierakowice, Poland (Sopocka Akademia Tenisowa)
30	Trinity Wilson	F	6-3	So.	1V	Lakeville, Minn. (Lakeville North HS)
32	Aalyah Del Rosario	C	6-6	Jr.	TR	Santo Domingo, D.R. (LSU)
35	Sacha Washington	F	6-2	Gr.	3V	Lawrenceville, Ga. (Collins Hill HS)

## COACHING STAFF

**HEAD COACH:** Shea Ralph • 5th Season • UConn '01**ASSOCIATE HEAD COACH:** Tom Garrick • 5th Season • Rhode Island '88**ASSISTANT COACH/RECRUITING COORDINATOR:** Ashley Earley • 5th Season • Vanderbilt '05**ASSISTANT COACH/RECRUITING COORDINATOR:** Kevin DeMille • 5th Season • UConn '13**ASSISTANT COACH/AST. DIRECTOR OF OPERATIONS:** Eric Munding • 4th Season • Memphis '20**ASSISTANT COACH:** Kaili McLaren • 1st Season • UConn '10

## SEC STANDINGS (AS OF JAN. 7)

Team	SEC	Overall	Streak
2/2 Texas	2-0	17-0	W-17
<b>7/6 Vanderbilt</b>	<b>2-0</b>	<b>15-0</b>	<b>W-15</b>
3/3 South Carolina	2-0	15-1	W-8
6/7 Kentucky	2-0	15-1	W-8
5/5 Oklahoma	2-0	14-1	W-13
20/22 Tennessee	2-0	10-3	W-3
18/17 Ole Miss	1-1	14-3	L-1
RV/24 Alabama	1-1	15-1	W-1
Georgia (RV/--)	1-1	15-1	W-1
Mississippi State	1-1	14-2	L-1
12/12 LSU	0-2	14-2	L-2
Florida	0-2	12-2	L-2
Missouri	0-2	12-5	L-2
Auburn (--/RV)	0-2	11-5	L-2
Arkansas	0-2	11-6	L-3
Texas A&M	0-2	7-4	L-2

## POLLS

### Associated Press Top 25 Week 9

1) UConn (28)	14) Iowa
2) Texas* (4)	15) Michigan State
3) South Carolina*	16) Baylor
4) UCLA	17) Texas Tech
5) Oklahoma*	18) Ole Miss*
6) Kentucky*	19) Ohio State
7) <b>VANDERBILT</b>	20) Tennessee*
8) Maryland	21) Southern Cal
9) Michigan*	22) North Carolina
10) Louisville	23) Washington
11) Iowa State	24) Princeton
12) LSU*	25) Nebraska
13) TCU	*Vanderbilt Opponent

**Received Votes:** Illinois, Notre Dame, Stanford, NC State, Alabama\*, West Virginia, Georgia\*, Duke, Oklahoma State

### WBCA/USA Today Coaches Top 25 Week 10

1) UConn (28)	14) Iowa
2) Texas* (3)	15) Michigan State
3) South Carolina*	16) Baylor
4) UCLA	17) Ole Miss*
5) Oklahoma*	18) North Carolina
6) <b>VANDERBILT</b>	19) Ohio State
7) Kentucky*	20) Texas Tech
8) Maryland	21) Southern Cal
9) Michigan*	22) Tennessee*
10) TCU	23) Washington
11) Louisville	24) Alabama*
12) LSU*	25) Notre Dame
13) Iowa State	*Vanderbilt Opponent

**Received Votes:** Princeton, West Virginia, Nebraska, Stanford, Illinois, Oklahoma State, NC State, Oregon, Auburn\*, Arizona State










## TV/RADIO ROSTER

**1 MIKAYLA  
BLAKES**G // 5-8 // So.  
Somerset, N.J.  
Rutgers Prep HS**2 JADA  
BROWN**G // 5-8 // Sr.  
Bentonville, Ark.  
Bentonville HS**3 AUBREY  
GALVAN**G // 5-6 // Fr.  
Deerfield, Ill.  
Wilmette Loyola  
Academy**4 MADISON  
GREENE**G // 5-6 // Jr.  
Columbus, Ohio  
Pickerington  
Central HS**8 AVA  
BLACK**F // 5-11 // Fr.  
Auburn, N.H.  
Tabor Academy (Mass.)**11 MONIQUE  
WILLIAMS**F // 6-3 // Fr.  
Perth, Australia  
Wilton Senior HS**13 JUSTINE  
PISSOTT**G/F // 6-4 // Sr.  
Toms River, N.J.  
Tennessee  
Red Bank Catholic HS**14 AIYANA  
MITCHELL**F // 6-4 // Jr.  
Colorado Springs, Colo.  
Fountain-Fort Carson HS**15 NDJAKALENGA  
MWENENTANDA**G // 6-2 // Gr.  
Sioux Falls, S.D.  
Texas  
Washington HS**24 AGA  
MAKURAT**G // 6-2 // Jr.  
Sierakowice, Poland  
Sopocka Akademia  
Tenisowa**30 TRINITY  
WILSON**F // 6-3 // So.  
Lakeville, Minn.  
Lakeville North HS**32 AALYAH  
DEL ROSARIO**C // 6-6 // Jr.  
Santo Domingo, D.R.  
LSU  
The Webb School  
(Tenn.)**35 SACHA  
WASHINGTON**F // 6-2 // Gr.  
Lawrenceville, Ga.  
Collins Hill HS

## COACHING STAFF

**SHEA  
RALPH**Head Coach  
5th Season**TOM  
GARRICK**Associate  
Head Coach  
5th Season**ASHLEY  
EARLEY**Assistant Coach  
5th Season**KEVIN  
DeMILLE**Assistant Coach  
5th Season**ERIC  
MUNDINGER**Assistant Coach  
4th Season**KAILI  
McLAREN**Assistant Coach  
1st Season





## VANDERBILT WBB QUICK FACTS

HOME ARENA: MEMORIAL GYMNASIUM (14,316)  
2024-25 RECORD: 22-11 (.667)  
2024-25 SEC RECORD: 8-8 (.500)  
POSTSEASON: 0-1 (NCAA FIRST ROUND)  
LETTERWINNERS RETURNING/LOST: 8/5  
STARTERS RETURNING/LOST: 1/4  
NEWCOMERS: 5

## THE UNIVERSITY

LOCATION: NASHVILLE, TENN.  
UNDERGRADUATE ENROLLMENT: 7,366  
TOTAL ENROLLMENT: 13,670  
AFFILIATION: NCAA DIVISION I  
CONFERENCE: SOUTHEASTERN (SEC)  
MASCOT: COMMODORES  
COLORS: BLACK & GOLD  
CHANCELLOR: DANIEL DIERMEIER  
DIRECTOR OF ATHLETICS: CANDICE STOREY LEE  
FACULTY ATHLETICS REP: TRACE WILGUS

## VANDERBILT WBB STAFF

HEAD COACH: SHEA RALPH • 5TH SEASON  
ASSOCIATE HEAD COACH: TOM GARRICK • 5TH SEASON  
ASSISTANT COACH/RECRUITING COORD.: ASHLEY EARLEY • 5TH SEASON  
ASSISTANT COACH/RECRUITING COORD.: KEVIN DEMILLE • 5TH SEASON  
AST. COACH/AST. DIR. OF OPS: ERIC MUNDINGER • 4TH SEASON  
ASSISTANT COACH: KAILI MCLAREN • 1ST SEASON  
CHIEF OF STAFF/EXECUTIVE DIR. OF OPS: CHRIS BRANN • 5TH SEASON  
DIR. OF INTERNAL OPS/ON-CAMPUS RECRUITING COORD.: KOKO NELSON • 5TH SEASON  
DIRECTOR OF STRENGTH & CONDITIONING: JENA READY • 2ND SEASON  
SENIOR ASSO. ATHLETIC TRAINER: ALLISON SHEPHERD • 5TH SEASON  
DIRECTOR OF CREATIVE CONTENT: LEAH DUSTERHOFT • 5TH SEASON  
DIR. OF SPECIAL PROJECTS & ATHLETIC CULTURE: WONNE HAWKINS • 2ND SEASON  
DIRECTOR OF PLAYER DEVELOPMENT: JORDYN OLIVER • 1ST SEASON  
VIDEO COORDINATOR: JT OREM • 2ND SEASON  
DIRECTOR OF STUDENT SERVICES: BRITTNI LAGEORGE • 9TH SEASON  
SPORTS INFORMATION DIRECTOR: CHRIS CASKEY • 3RD SEASON

## PROGRAM HISTORY

ALL-TIME RECORD: 923-555 (.624)  
ALL-TIME SEC RECORD: 275-281 (.494)  
ALL-TIME SEC TOURNAMENT RECORD: 50-39 (.562)  
SEC TOURNAMENT TITLES: 6 ('93, '95, '02, '04, '07, '09)  
NCAA TOURNAMENT APPEARANCES: 29  
NCAA TOURNAMENT RECORD: 40-29 (.560)  
LAST NCAA TOURNAMENT APPEARANCE: 2025  
LAST POSTSEASON APPEARANCE: 2025 (NCAA)  
RECORD UNDER SHEA RALPH: 88-59 (.599)  
SEC RECORD UNDER SHEA RALPH: 26-40 (.394)  
SEC TOURNAMENT RECORD UNDER SHEA RALPH: 1-3 (.250)  
NCAA TOURNAMENT RECORD UNDER SHEA RALPH: 1-2 (.333)  
POSTSEASON RECORD UNDER SHEA RALPH: 3-3 (2 NCAA, 1 WNIT)

## SOCIAL MEDIA

FACEBOOK: /VANDYWBB  
INSTAGRAM: @VANDYWBB  
TIKTOK: @VANDYWBB  
X/TWITTER: @VANDYWBB  
WEBSITE: VUCOMMODORES.com

## DORE NOTES

### GAME COVERAGE

Thursday's contest streams live on SEC Network+ at 6:30 p.m. in the ESPN app. Andrew Allegretta and Drew Maddux will be on the call. Fans can listen to Jake Lyman locally on 94.9 The Fan and the Vanderbilt Commodores app outside of Nashville.

### NATIONAL RANKINGS

The Commodores came in at No. 7 in the Associated Press top 25 and No. 6 in the USA Today/WBCA Coaches poll this week. It marks the program's highest ranking in either poll since the 2006-07 season.

It is the highest ranking for the Commodores in the Associated Press poll since coming in at No. 9 in the Week 18 poll during the 2006-07 season. It is also Vandy's highest appearance in the USA Today/WBCA coaches poll since being ranked No. 8 in the Week 19 poll of the same season.

### NET RANKING

Vanderbilt holds a NET ranking of 13 heading into Sunday's contest. Vandy has collected one Quad 1 win, three Quad 2 victories and four Quad 3 wins through the first 15 games this season.

The Dore opened the season at No. 12 in the first NET rankings of the 2025-26 season. The NET is an evaluation tool used by the NCAA Selection Committee to determine seeding and bids.

### UNDEFEATED

Vanderbilt has won all 15 of its games this season, coming into Thursday. The Commodores are one of four undefeated teams remaining in NCAA Division I this season, and they are also one of two unbeaten SEC teams.

### BLAKES AND GALVAN EARN SEC WEEKLY HONORS

Vanderbilt's backcourt duo of Mikayla Blakes and Aubrey Galvan picked up a weekly award from the conference office on Tuesday, as Blakes was named SEC Co-Player of the Week and Galvan was selected as SEC Co-Freshman of the Week. It is the second time each player has earned a weekly accolade from the SEC this season.

### NATIONALLY RECOGNIZED

The national honors are rolling in for Vanderbilt women's basketball All-American Mikayla Blakes this week, as the sophomore has picked up weekly national honors from four different major media outlets.

Blakes averaged 33.5 points, 6.0 assists and 3.0 steals per game to help the Commodores win back-to-back SEC games to open league play. The Somerset, New Jersey, native's efforts earned her National Player of the Week selections from the Naismith Trophy, the Associated Press, and the United States Basketball Writers Association (USBWA). Blakes was also named to the NCAA's Starting 5 for this week.

The sophomore put on a show in front of a nationally-televised audience on ESPN, as Blakes scored 32 points and dished out four assists to help the Dore defeat No. 5/5 LSU, 65-61, at Memorial Gym this past Sunday.

### ELITE SCORER

Sophomore Mikayla Blakes' career scoring average of 23.9 points per game is not only tops among all active SEC players, but with Southern Cal's JuJu Watkins missing this season due to injury, the Vanderbilt guard currently holds the highest career scoring average amongst all active NCAA Division I players.

Earlier this season, the Somerset, New Jersey, native recently became the fastest SEC player to score 1,000 points at the NCAA Division I level, accomplishing the feat in 42 games. Blakes is one of nine NCAA Division I players since 1981-82 to score 1,000 points in 42 games or fewer.







## DORE NOTES

### SECURING A TOP-FIVE WIN

Vanderbilt collected its first win over a consensus top-five team in 18 seasons when the Dore knocked off then-No. 5/5 LSU, 65-61, at Memorial Gymnasium. The last time Vandy knocked off a team placed inside the top five in both major college women's basketball polls came during the 2008-09 season, when Vandy beat No. 3/3 Auburn, 73-70, at Memorial Gym on Feb. 19, 2009.

### WASHINGTON'S BREAK INTO THE TOP 10

Graduate Sacha Washington recently broke into the top 10 in school history in both career rebound and blocks. Washington currently sits 10th on both Vanderbilt's all-time rebounding (830) and blocks (124) lists. The 6-2 forward leads all active SEC players in rebounds, while she is the only active SEC player to amass over 1,000 points, 800 rebounds and 100 blocks in their career.

### ONE OF THE NATION'S BEST SCORERS

Sophomore Mikayla Blakes heads into Thursday leading the SEC in scoring at 25.2 points per game, as average that also ranks third-best nationally.

The 5-8 guard has scored 30-plus points in back-to-back games to open league play. Blakes equaled her season high in scoring by registering 35 points at Arkansas in the SEC opener on New Year's Day. The sophomore recorded a game-high 32 points in the win over No. 5/5 LSU on Jan. 4. Blakes has 25-plus points in eight games this season, while she has tallied 30-plus points in a contest four times in 2025-26.

### BLAKES' SCORING STREAK

Sophomore Mikayla Blakes heads into Thursday riding a 34-game double-digit scoring streak. It is the second-longest streak by a Commodore since 1999-00. Only Vanderbilt's all-time leading scorer Chantelle Anderson has had a longer streak, as she registered 52-straight games with 10-plus points during the 2001-02 and 2002-03 seasons.

Blakes currently holds the fourth-longest active double-digit scoring streak in NCAA Division I, while it is the longest in active streak in the SEC.

## GAME-BY-GAME STARTERS

Team	G	G	G	F	F	Result
vs. California	Galvan	Blakes	Mwenentanda	Pissott	Washington	W, 74-65
Furman	Galvan	Blakes	Mwenentanda	Pissott	Washington	W, 96-48
at Austin Peay	Galvan	Blakes	Mwenentanda	Pissott	Washington	W, 75-65
at Western Ky.	Galvan	Blakes	Mwenentanda	Pissott	Washington	W, 87-49
Alabama State	Galvan	Blakes	Mwenentanda	Pissott	Washington	W, 92-38
Tennessee State	Galvan	Blakes	Mwenentanda	Pissott	Washington	W, 99-43
vs. Oregon State	Galvan	Blakes	Mwenentanda	Pissott	Washington	W, 88-66
vs. BYU	Galvan	Blakes	Mwenentanda	Pissott	Washington	W, 84-71
Virginia	Galvan	Blakes	Mwenentanda	Pissott	Washington	W, 81-68
South Florida	Galvan	Blakes	Mwenentanda	Pissott	Washington	W, 87-58
UAlbany	Galvan	Blakes	Mwenentanda	Pissott	Washington	W, 64-35
Texas Southern	Galvan	Blakes	Mwenentanda	Pissott	Washington	W, 96-46
Stonehill	Galvan	Blakes	Mwenentanda	Pissott	Washington	W, 109-50
at Arkansas	Galvan	Blakes	Mwenentanda	Pissott	Washington	W, 88-71
at No. 5/5 LSU	Galvan	Blakes	Mwenentanda	Pissott	Washington	W, 65-61

### LINEUP RECORDS

Galvan/Blakes/Mwenentanda/Pissott/Washington 15-0

## STAT SUPERLATIVES

### MOST GAMES PLAYED

118 • NDJAKALENGA MWENENTANDA\*

### MOST GAMES PLAYED AT VANDERBILT

114 • SACHA WASHINGTON

### MOST GAMES STARTED

87 • SACHA WASHINGTON

### MOST GAMES STARTED AT VANDERBILT

87 • SACHA WASHINGTON

### MOST CONSECUTIVE GAMES PLAYED

49 • AIYANA MITCHELL

### MOST CONSECUTIVE GAMES STARTED

20 • MIKAYLA BLAKES

### GAMES W/ DOUBLE-DIGIT POINTS

	2025-26 CAREER	
MIKAYLA BLAKES	15	47
SACHA WASHINGTON	9	58
AUBREY GALVAN	9	9
JUSTINE PISSOTT*	8	17
AIYANA MITCHELL	6	8
NDJAKALENGA MWENENTANDA*	5	23
AGA MAKURAT	2	6
JADA BROWN	2	4
AVA BLACK	1	1
MADISON GREENE	--	13
AALYAH DEL ROSARIO*	--	4

### 20-PLUS POINT GAMES 2025-26 CAREER

MIKAYLA BLAKES	11	32
AGA MAKURAT	1	1
JUSTINE PISSOTT	1	1
SACHA WASHINGTON	--	6
MADISON GREENE	--	1
AALYAH DEL ROSARIO*	--	1

### 30-PLUS POINT GAMES 2025-26 CAREER

MIKAYLA BLAKES	4	9
SACHA WASHINGTON	--	1

### 40-PLUS POINT GAMES 2025-26 CAREER

MIKAYLA BLAKES	--	2
----------------	----	---

### 50-PLUS POINT GAMES 2025-26 CAREER

MIKAYLA BLAKES	--	2
----------------	----	---

### GAMES W/ DOUBLE-DIGIT REBOUNDS

	2025-26 CAREER	
SACHA WASHINGTON	3	30
AIYANA MITCHELL	2	2
MIKAYLA BLAKES	1	1
JUSTINE PISSOTT	1	1
AALYAH DEL ROSARIO*	--	2
NDJAKALENGA MWENENTANDA*	--	1

### DOUBLE-DOUBLES 2025-26 CAREER

SACHA WASHINGTON	3	25
MIKAYLA BLAKES	1	1
AIYANA MITCHELL	1	1
AUBREY GALVAN	1	1
JUSTINE PISSOTT	1	1
AALYAH DEL ROSARIO*	--	1
NDJAKALENGA MWENENTANDA*	--	1

### CURRENT DOUBLE-DIGIT SCORING STREAK

34 • MIKAYLA BLAKES

### CONSECUTIVE GAMES W/ MADE 3-POINTER

22 • MIKAYLA BLAKES

### CONSECUTIVE GAMES W/ AN ASSIST

32 • MIKAYLA BLAKES

### CONSECUTIVE GAMES W/ A STEAL

14 • MIKAYLA BLAKES

### CONSECUTIVE GAMES W/ A BLOCK

2 • SACHA WASHINGTON

\* PLAYED AT ANOTHER SCHOOL







## PLAYER QUICK NOTES

**1 • MIKAYLA BLAKES**

G • 5-8 • So. • Somerset, N.J. (Rutgers Prep HS)  
Medicine, Health & Society

	GP-GS	MIN/G	FG%	3FG%	FT%	R/G	A/G	STL	BLK	PTS/G
<b>'25-26</b>	15-15	32.2	.465	.327	.806	3.8	4.1	3.7	5	25.2
<b>CAREER</b>	48-47	32.2	.459	.337	.861	3.5	3.5	2.8	0.3	23.9

- Ranks 3rd in NCAA in scoring at 25.2 ppg
- Her 34-game double-digit scoring streak is the 4th-longest active in NCAA
- NCAA Freshman Single-Game Scoring Record Holder w/ 55 pts at Auburn on 2/16/25
- SEC & Vanderbilt Single-Game Scoring Record Holder (55 pts, at Auburn, 2/16/25)
- Six-time All-American & USBWA National FOTY ('25)
- Scored double figures in 47 of her 48 career gms

**TOP GAMES**

'25-26 SEASON	CAREER
<b>PTS</b> 35 • 2x, Last: at Arkansas (01/01/26)	<b>PTS</b> 55 • at Auburn (02/16/25)
<b>REB</b> 10 • at Western Ky. (11/19/25)	<b>REB</b> 10 • at Western Ky. (11/19/25)
<b>AST</b> 8 • at Arkansas (01/01/26)	<b>AST</b> 8 • 2x, Last: at Arkansas (01/01/26)

**2 • JADA BROWN**

G • 5-8 • Sr. • Bentonville, Ark. (Bentonville HS)  
Human & Organizational Development • (Jay-Duh)

	GP-GS	MIN/G	FG%	3FG%	FT%	R/G	A/G	STL	BLK	PTS/G
<b>'25-26</b>	15-0	21.3	.383	.371	.846	1.5	1.7	1.3	0.1	4.7
<b>CAREER</b>	79-22	14.7	.316	.307	.811	1.0	0.8	0.5	0.0	3.0

- Kay Yow Servant Leadership Recipient
- Scored season-high 10 points vs. Furman (11/10/25)
- Averaging career-best 4.7 ppg in '25-26
- Two-time SEC Winter Academic Honor Roll
- TikTok account generated 5.7 millions likes & 109,000 followers

**TOP GAMES**

'25-26 SEASON	CAREER
<b>PTS</b> 12 • Stonehill (12/28/25)	<b>PTS</b> 12 • 2x, Last: Stonehill (12/28/25)
<b>REB</b> 3 • 2x, Last: at Arkansas (01/01/26)	<b>REB</b> 4 (4x) • Last: Radford (12/31/22)
<b>AST</b> 4 • Alabama State (11/21/25)	<b>AST</b> 5 • Tarleton State (11/15/22)

**3 • AUBREY GALVAN**

G • 5-6 • Fr. • Deerfield, Ill. (Wilmette Loyola Academy)  
Undeclared

	GP-GS	MIN/G	FG%	3FG%	FT%	R/G	A/G	STL	BLK	PTS/G
<b>'25-26</b>	15-15	32.8	.367	.341	.700	3.6	6.7	3.1	0.1	10.7
<b>CAREER</b>	15-15	32.8	.367	.341	.700	3.6	6.7	3.1	0.1	10.7

- Leads all NCAA FR in assists/game (6.7) & ast (100)
- Ranks 10th in NCAA in assists & 12th in assists per gm
- First NCAA player since at least 1999-00 to begin career with 7-plus assists & 7-plus rebounds
- Tied Vandy FR. Single-Gm Records for most assists (15) and steals (9) vs. TSU on Nov. 23, 2025
- Works out with WNBA All-Star Jewell Loyd

**TOP GAMES**

'25-26 SEASON	CAREER
<b>PTS</b> 18 • at APSU (11/12/25)	<b>PTS</b> 18 • at APSU (11/12/25)
<b>REB</b> 9 • vs. California (11/3/25)	<b>REB</b> 9 • vs. California (11/3/25)
<b>AST</b> 15 • Tennessee St. (11/23/25)	<b>AST</b> 15 • Tennessee St. (11/23/25)

**4 • MADISON GREENE**

G • 5-6 • Jr. • Columbus, Ohio (Pickerington Central HS)  
Medicine, Health & Society

	GP-GS	MIN/G	FG%	3FG%	FT%	R/G	A/G	STL	BLK	PTS/G
<b>'25-26</b>	--	--	--	--	--	--	--	--	--	--
<b>CAREER</b>	44-4	20.2	.42.9	.35.4	.81.4	2.0	1.3	1.3	0.0	6.8

- Will miss 2025-26 season due to injury
- Scored a career-high 25 pts at Dayton on 12/19/24
- Led the team in points off the bench at 7.3 ppg in '24-25
- First Dore since 2017-18 to score 25-plus pts off the bench
- Double-digit pts off the bench in 8 games in '24-25

**TOP GAMES**

'25-26 SEASON	CAREER
<b>PTS</b> -- -- --	<b>PTS</b> 25 • at Dayton (12/19/24)
<b>REB</b> -- -- --	<b>REB</b> 6 • Alabama A&M (12/29/24)
<b>AST</b> -- -- --	<b>AST</b> 6 • Samford (11/22/24)

**8 • AVA BLACK**

G • 5-11 • Fr. • Auburn, N.H. (Tabor Academy)  
Undeclared

	GP-GS	MIN/G	FG%	3FG%	FT%	R/G	A/G	STL	BLK	PTS/G
<b>'25-26</b>	12-0	12.6	.606	.417	.800	3.4	0.8	1.0	0.1	4.1
<b>CAREER</b>	12-0	12.6	.606	.417	.800	3.4	0.8	1.0	0.1	4.1

- Made her Vandy debut vs. Furman (11/10)
- Scored career-high 11 pts vs. Ala. State (11/21)
- Ranked as one of New England's Top Prospects
- First player from N.H. in program history
- Attended '23 USA WBB U16 National Trials

**TOP GAMES**

'25-26 SEASON	CAREER
<b>PTS</b> 11 • Alabama State (11/21/25)	<b>PTS</b> 11 • Alabama State (11/21/25)
<b>REB</b> 6 • 2x, Last: Tenn. St. (11/23/25)	<b>REB</b> 6 • 2x, Last: Tenn. St. (11/23/25)
<b>AST</b> 2 • 2x, Last: Tenn. St. (11/23/25)	<b>AST</b> 2 • 2x, Last: Tenn. St. (11/23/25)

**11 • MONIQUE WILLIAMS**


F • 6-3 • Fr. • Perth, Australia (Willeton Senior HS)  
Undeclared • (Moh-NEEK)

	GP-GS	MIN/G	FG%	3FG%	FT%	R/G	A/G	STL	BLK	PTS/G
<b>'25-26</b>	8-0	5.1	.375	1.000	.333	0.4	0.1	0.0	0.0	1.1
<b>CAREER</b>	8-0	5.1	.375	1.000	.333	0.4	0.1	0.0	0.0	1.1

- Made her Vandy debut vs. Furman (11/10)
- Enrolled after the 2024 Fall semester and begins her in '25-26 with four years of eligibility
- Helped Australia win Silver at the FIBA U20 Women's World Cup & Gold at the FIBA U18 Women's Asia Cup
- Second player from Australia in program history

**TOP GAMES**

'25-26 SEASON	CAREER
<b>PTS</b> 3 • Texas Southern (12/20/25)	<b>PTS</b> 3 • Texas Southern (12/20/25)
<b>REB</b> 2 • Alabama State (11/21/25)	<b>REB</b> 2 • Alabama State (11/21/25)
<b>AST</b> -- -- --	<b>AST</b> -- -- --

**13 • JUSTINE PISSOTT**

G/F • 6-4 • Sr. • Toms River, N.J. (Tennessee)  
Human & Organizational Development • (Pih-SOT)

	GP-GS	MIN/G	FG%	3FG%	FT%	R/G	A/G	STL	BLK	PTS/G
<b>'25-26</b>	15-15	26.7	.436	.429	.750	4.2	2.6	0.6	0.5	10.7
<b>CAREER</b>	98-43	15.4	.385	.374	.735	2.0	0.9	0.3	0.3	5.3

- Appeared in 70 games and made 42 starts at Vanderbilt
- Holds a 39.4% 3-point field goal % at Vandy
- Averaging career-best 10.7 ppg in '25-26
- 3rd in SEC & 38th in NCAA in 3-Pt Per Gm (2.8)
- Played at Tennessee as a FR & is the first-known Vandy player to transfer from UT

**TOP GAMES**

'25-26 SEASON	CAREER
<b>PTS</b> 25 • Texas Southern (12/20/25)	<b>PTS</b> 25 • Texas Southern (12/20/25)
<b>REB</b> 10 • vs. BYU (11/29/25)	<b>REB</b> 10 • vs. BYU (11/29/25)
<b>AST</b> 6 • Furman (11/10/25)	<b>AST</b> 6 • Furman (11/10/25)

**14 • AIYANA MITCHELL**

F • 6-4 • Jr. • Colorado Springs, Colo. (Fountain-Carson HS)  
Medicine, Health & Society • (EYE-On-Uh)

	GP-GS	MIN/G	FG%	3FG%	FT%	R/G	A/G	STL	BLK	PTS/G
<b>'25-26</b>	15-0	17.6	.687	.000	.578	5.5	0.9	1.2	1.4	7.9
<b>CAREER</b>	63-1	11.0	.601	.000	.593	2.9	0.4	0.6	0.7	4.0

- Leads the team pts off bench at 8.3 ppg
- Ranks 10th in SEC & 75th in NCAA in Blocks (21)
- Scored double-digits in three-straight games off the bench to begin 2025-26
- Shooting 68.7 percent from the field in '25-26
- Played in a team-best 49-straight games

**TOP GAMES**

'25-26 SEASON	CAREER
<b>PTS</b> 14 • UAlbany (12/18/25)	<b>PTS</b> 14 • UAlbany (12/18/25)
<b>REB</b> 10 • vs. California (11/3/25)	<b>REB</b> 10 • vs. California (11/3/25)
<b>AST</b> 3 • vs. California (11/3/25)	<b>AST</b> 3 • vs. California (11/3/25)

**15 • NDJAKALENGA MWENENTANDA**

G • 6-2 • Sr. • Sioux Falls, S.D. (Texas)  
Undeclared • (JACK-UH-LANG-UH MWEN-EN-TAWN-DUH)

	GP-GS	MIN/G	FG%	3FG%	FT%	R/G	A/G	STL	BLK	PTS/G
<b>'25-26</b>	15-15	19.0	.513	.320	.846	2.7	0.9	0.7	0.5	7.3
<b>CAREER</b>	118-33	14.1	.433	.214	.726	2.3	0.7	0.5	0.3	4.9

- Averaging a career-best 7.3 ppg & 51.3 FG% in '25-26
- Made a personal-best 83-Pt FGs in '25-26
- Transferred to Vandy after three seasons at Texas
- Ndjakalenga mean "A gift of luck" from her mom's Luba tribe in Democratic Republic of the Congo
- Won 3 Big 12 titles (2 tour., 1 reg.) and 1 SEC reg. season title at Texas
- Played in 10 NCAA Tour. games and 2 Elite Eights

**TOP GAMES**

'25-26 SEASON	CAREER
<b>PTS</b> 16 • 2x, Last: Virginia (12/03/25)	<b>PTS</b> 19 • Illinois (03/24/25)
<b>REB</b> 7 • Virginia (12/03/25)	<b>REB</b> 11 • at Miss. State (02/27/25)
<b>AST</b> 4 • Furman (11/10/25)	<b>AST</b> 4 • 5x, Last: Furman (11/10/25)

**24 • AGA MAKURAT**

G • 6-2 • Jr. • Sierakowice, Poland (Sopocka Akademia Tenisowa)  
Human & Organizational Development • (AH-Gah MOCK-ew-RAH)

	GP-GS	MIN/G	FG%	3FG%	FT%	R/G	A/G	STL	BLK	PTS/G
<b>'25-26</b>	14-0	11.2	.423	.382	1.000	1.9	0.9	0.4	0.3	4.2
<b>CAREER</b>	61-3	12.6	.355	.325	.824	1.7	0.7	0.3	0.4	3.8

- Scored a career-high 21 pts vs. Ala. St. (11/21)
- Averaging a career-best 4.2 ppg in '25-26
- Member of the Polish National Team
- First player from Poland in program history
- Appeared in 61 career games with three starts at Vanderbilt

**TOP GAMES**

'25-26 SEASON	CAREER
<b>PTS</b> 21 • Alabama State (11/21/25)	<b>PTS</b> 21 • Alabama State (11/21/25)
<b>REB</b> 5 • 2x, Last: UAlbany (12/18/25)	<b>REB</b> 7 • at South Carolina (1/28/24)
<b>AST</b> 3 • Tennessee State (11/23/25)	<b>AST</b> 3 • 4x, Last: Tenn. St. (11/23/24)





## PLAYER QUICK NOTES

**30 • TRINITY WILSON**F • 6-3 • So. • Lakeville, Minn. (Lakeville North HS)  
Human & Organizational Development

	GP-GS	MIN/G	FG%	3FG%	FT%	R/G	A/G	STL	BLK	PTS/G
25-26	4-0	3.4	1.000	.000	.750	0.8	0.3	0.3	0.0	1.3
CAREER	16-0	4.3	.409	.000	.571	1.1	0.6	0.1	0.1	1.4

- Made season debut vs. Furman (11/10)
- Played in 16 games, all off the bench, at Vanderbilt
- Scored career-best 6 pts vs. West Ga. (12/21/24)
- Fourth player from Minnesota in program history and first since 2016-17

**TOP GAMES**

'25-26 SEASON	CAREER
PTS 2 • 2x, Last: Stonehill (12/28/25)	PTS 6 • West Georgia (12/21/24)
REB -- • --	REB 5 (2x) • Last: APSU (11/8/24)
AST 1 • Texas Southern (12/20/25)	AST 1 (6x) • Last: Tx South (12/20/25)

**32 • AALYAH DEL ROSARIO**C • 6-6 • Jr. • Santo Domingo, D.R. (LSU)  
Undeclared • (Ah-LEE-UH)

	GP-GS	MIN/G	FG%	3FG%	FT%	R/G	A/G	STL	BLK	PTS/G
25-26	11-0	7.2	.500	.000	.500	1.6	1.0	0.3	1.0	2.3
CAREER	76-1	8.8	.503	.000	.543	2.7	0.3	0.3	0.6	3.3

- Transferred to Vanderbilt after two seasons at LSU
- Played in 65 games with one start with the Tigers
- Appeared in six NCAA Tournament games and has played in the Elite 8 in each of the last two seasons with the Tigers
- First player from Dominican Republic in program history

**TOP GAMES**

'25-26 SEASON	CAREER
PTS 5 • 2x, Last: at WKU (11/19/25)	PTS 27 • McNeese St. (12/12/23)
REB 5 • Alabama State (11/21/25)	REB 10 (2x) • Last: Coppin St. (12/20/23)
AST 2 • 3x, Last: Tx South (12/20/25)	AST 2 • 4x, Last: Tx South (12/20/25)

**35 • SACHA WASHINGTON**F • 6-2 • Gr. • Lawrenceville, Ga. (Collins Hill HS)  
Human & Organizational Development • (Sah-SHUH)

	GP-GS	MIN/G	FG%	3FG%	FT%	R/G	A/G	STL	BLK	PTS/G
25-26	15-15	21.1	.548	.000	.659	7.3	1.4	1.5	1.1	9.4
CAREER	114-87	24.4	.494	.000	.641	7.3	1.1	1.1	1.1	10.1

- Leads team in rebounding (7.3 rpg)
- Active SEC leader in career rebounds w/ 830
- Only active SEC player w/ over 1,000 pts, 800 reb. and 100 blocks in their career
- One of seven active SEC players w/ 1,000-plus career points
- Ranks 10th All-Time at VU in Reb (830) & Blk (124)
- Ranks 28th in school history w/ 1,149 pts
- Has 25 career double-doubles

**TOP GAMES**

'25-26 SEASON	CAREER
PTS 16 • South Florida (12/15/25)	PTS 33 • vs. La. Tech (12/03/22)
REB 13 • at Arkansas (01/01/26)	REB 17 • Fairfield (11/12/23)
AST 6 • vs. BYU (11/29/25)	AST 7 • Fairfield (11/12/23)

**HC • SHEA RALPH**Fifth Season • UConn '01  
7-Time NCAA National Champion • 2000 NCAA Tournament MOP

- 88-59 overall record through five seasons at Vanderbilt
- Led the Commodores to each of the last two NCAA Tournaments, marking the first time Vanderbilt has earned consecutive March Madness bids since going to 15-straight from 1999-2014
- First Vanderbilt women's coach to defeat Tennessee twice in the same season (2024-25)
- Guided Vanderbilt to its first NCAA Tournament bid since the 2014 NCAA Tournament in 2023-24 and posted the Dores' first NCAA Tournament victory since 2013
- Posted the largest win improvement from one season to next in school history during the 2023-24 season, as Vandy's 23 victories marked an 11-win improvement from 2022-23
- Guided Vandy to a school record six SEC road wins in '23-'24
- Six players have earned All-SEC honors under Ralph

**RALPH COACHING CAREER AT VANDERBILT**

SEASON	OVERALL	SEC	SEC FINISH	POSTSEASON
2021-22	16-19	4-12	T-12th	WNIT, Sweet 16
2022-23	12-19	3-13	12th	--
2023-24	23-10	9-7	6th	NCAA, 1st Rd
2024-25	22-11	8-8	T-8th	NCAA, 1st Rd
2025-26	15-0	2-0	--	
<b>TOTAL</b>	<b>88-59</b>	<b>26-40</b>		<b>2 NCAA, 1 WNIT</b>

## DORE NOTES

**SHOWING RANGE**

Vanderbilt ranks 13th in the nation in 3-pointers made per game at 9.9, while its 36.7 percent 3-point field goal percentage is 25th-best in the country. The Commodores made a school-record 18 3-point field goals in the win over Texas Southern on Dec. 20. Senior Justine Pissott made a personal-best seven shots from behind the arc against the Lady Tigers, which ties her for fifth-most in school history.

**BALANCED SCORING**

Vanderbilt has had three or more players score double-digit points in all 14 of its 15 games to open the 2025-26 season. Recently, the Commodores had three players record double-figure points in the Jan. 1 win at Arkansas.

**HOT STARTS**

A total of five Vandy upperclassmen are off to career-best starts to open the 2025-26 campaign. Senior Justine Pissott (10.7 ppg), junior Aiyana Mitchell (7.9 ppg), graduate Ndjakalenga Mwenentanda (7.3 ppg), senior Jada Brown (4.7 ppg) and junior Aga Makurat (4.2 ppg) are all posting career-high scoring averages through the first 15 games of the season.

**TALL DORES**

Vanderbilt has eight players who are 6-2 or taller on its 2025-25 season, with the tallest player being 6-6 center Aalyah Del Rosario. The 2025-26 Commodores hold an average height of 6-1, a growth spurt of four inches compared to their team average height of 5-10 from a season ago.

The increase in height on the roster has allowed the Dores to rank 28th in the NCAA in blocks per game at 5.0. Junior Aiyana Mitchell is 10th in the SEC in blocks with 21, which also ranks 75th in all of NCAA Division I, while her 1.40 blocks per game is 11th-best in the conference.

**DORES PUTTING UP THE POINTS**

Vanderbilt is putting up 85.7 points per game through 15 contests this season, which is the 14th-highest scoring average in the nation. The Dores have scored 85-plus points in nine games this season, while they've eclipsed the 80-point plateau in 10 of the last 12 games coming into Thursday.

On Dec. 28, Vandy posted a 109-50 win over Stonehill, as the 109 point are the most the Dores have scored in a game under head coach Shea Ralph.







## DORE NOTES

### **TEAMWORK MAKES THE DREAM WORK**

The Commodores rank in the top 10 nationally in assists per game and assist-to-turnover ratio. Vanderbilt is seventh in the nation in assists per game at 20.5, while the Does' 1.71 assist-to-turnover ratio ranks seventh in NCAA Division I.

Freshman Aubrey Galvan (10th; 1.94) ranks in the top 15 nationally in assist-to-turnover ratio and also sits in the top 10 in the country in assists (10th; 100) and assists per game (12th; 6.7). Galvan leads all freshmen nationally in assists per game and total assists.

### **RECEIVING HIGH MARKS NATIONALLY**

Vanderbilt ranks in the top 25 nationally in 12 different categories. That includes winning percentage (1st; 100%), turnover margin (6th; 10.67), assist per game (7th; 20.5), assist-to-turnover ratio (7th; 1.71), 3-pointers per game (9th; 9.9), scoring margin (12th; 30.1), scoring offense (14th; 85.7), turnovers per game (14th; 12.0), steals per game (14th; 13.6), turnovers forced per game (19th; 22.67), and 3-point attempts per game (22nd; 26.9) and 3-point percentage (25th; 36.7).

### **MITCH'S BREAKOUT**

Junior Aiyana Mitchell has enjoyed a breakout to open the 2025-26 season, as the 6-4 forward is averaging a career-best 7.9 points and 5.5 per game off the bench. Mitchell opened the season with three-straight double-digit scoring performances and recently scored a career-high 16 points vs. Stonehill on Dec. 28.

### **SACHA & MIKAYLA MOVING UP THE VANDY SCORING LIST**

Graduate Sacha Washington and sophomore Mikayla Blakes are each climbing up the Vanderbilt all-time scoring list this season. The Commodore duo are just one of two sets of teammates in the SEC to have scored 1,000-plus career points, joining LSU who has three players.

Washington is currently 28th on Vanderbilt's all-time scoring list with 1,149 points. She needs six points to pass Rachel Bell (1,154 pts; 2015-18) for 27th and 44 points to move past Hannah Tuomi (1,192 pts; 2008-11) for 26th.

Blakes, who became the fastest Commodore to score 1,000 career points earlier this season, ranks 29th on Vandy's all-time scoring list with 1,149 points. She is five points away from passing Sacha Washington (1,149 pts; 2022-Pres.) for 28th and eight points from sliding into 27th.

### **AUBREY THE BALLER**

Freshman Aubrey Galvan has made an immediate impact on Vanderbilt, as the 5-6 point guard leads all NCAA Division I freshmen in assists (99) and assist per game (7.1). The Deerfield, Illinois, native ranks in the top 10 nationally in both assists (9th) and assists per game (10th).

Galvan is the first NCAA Division I women's basketball player since at least 1999-00 to register 7-plus assists and 7-plus rebounds in back-to-back games to begin her career. She dished out seven assists and pulled down nine rebounds vs. California in her collegiate debut in Paris, France, on Nov. 3, then had eight assists and seven rebounds vs. Furman on Nov. 10.

The point guard set the Vanderbilt freshman single-game records for most assists and most steals in a game, as Galvan had 15 helpers and nine steals against Tennessee State on Nov. 23.

### **TV READY**

Vanderbilt has 12 nationally televised games during the 2025-26. Vanderbilt plays on ESPN, ESPN2, or ESPNU a total of six times and will have five games on SEC Network in 2025-26. The Does play once on FOX for the Coretta Scott King Classic on Jan. 19.

### **ROAD WARRIORS**

The Commodores are 11-6 in SEC road games since the start of the 2023-24 season. Vandy won a program record six road games in 2023-24. Overall, Vanderbilt is 18-7 in true road games since the 2023-24 campaign.

### **SEC HOME OPENERS**

Vanderbilt is 18-5 all-time in SEC home openers. The Commodores are 4-1 under Shea Ralph in the first conference home game of the season. Vanderbilt has won three-straight SEC home openers.

### **A RANKED MATCHUP ON WEST END**

The Jan. 4 contest between then No. 12/11 Vanderbilt and then-No. 5/5 LSU marked the first time a ranked Vanderbilt team has hosted a ranked opponent at Memorial Gym since the 2013-14 season. The last time took place on Feb. 2, 2014, when the No. 16/18 Commodores defeated No. 17/15 Texas A&M, 71-59.

Additionally, it was the first top-15 women's basketball matchup at Memorial Gym since 2006-07, when No. 12/12 Vanderbilt posted a 68-58 victory over No. 7/7 LSU on Feb. 22, 2007.

### **NONCONFERENCE DOMINATION**

The Commodores are 62-19 against nonconference foes in the Ralph era. Vanderbilt has won 19 consecutive regular-season games against non-SEC teams.

### **TAKING CARE OF BUSINESS AT HOME AGAINST NONCONFERENCE**

The Does have won 28-straight nonconference home games dating back to the 2022-23 season. Vanderbilt is 41-3 inside Memorial Gym against non-league teams under head coach Shea Ralph. Overall, Vandy is 55-21 at home under Ralph's direction.

### **MIKAYLA'S RECORD-SETTING 1,000 POINTS**

Sophomore Mikayla Blakes became the fastest Vanderbilt and SEC women's basketball player in the NCAA era to score 1,000 career points with a 28-point outing against Virginia on Dec. 3. Blakes accomplished the feat in 42 games, breaking the previous school record of 57 games held by Chantelle Anderson.

The Vanderbilt All-American is the ninth NCAA women's basketball player to score 1,000 career points in 42 games or fewer since the 1981-82 season. Overall, Blakes is the 13th women's college basketball player to reach the 1,000-point plateau in 42 games or less.

### **WELL-TRAVELED COMMODORES**

Vanderbilt opened the 2025-26 season with a long excursion, as the Commodores endured a 10-day stretch from Oct. 26 to Nov. 4 where they traveled roughly 9,458 miles.

The Commodores began the season playing in a pair of premier women's basketball events. Vandy defeated Memphis, 104-68, in an exhibition game at the FedExForum for the 2025 Hoops for St. Jude® Tip Off Classic. After making the 424-mile round-trip to Memphis, the Does traveled roughly 9,000 miles round-trip to Paris, France for OUI-Play Paris 2025. The Does spent Oct. 29-Nov. 4 in the City of Light, and knocked off California, 74-65, on Nov. 3.





## DORE NOTES

### **JUSTINE'S BIG THANKSGIVING WEEKEND**

Senior Justine Pissott had a massive Thanksgiving weekend at the Paradise Jam, as the 6-4 guard was selected to the Island Division All-Tournament team after averaging 17.5 points, 8.0 rebounds and 3.0 assists in a pair of wins to help the Dores win the Paradise Jam Island Division. She hit nine 3-pointers in total in the U.S. Virgin Islands and shot an even 50 percent from behind the arc.

Pissott recorded her first career double-double in Game 2 at the Paradise Jam, as she tallied 18 points to go along with a personal-best 10 rebounds in a victory over BYU.

### **BLAKES FEAST ON THANKSGIVING**

Sophomore Mikayla Blakes scored a season-high 35 points in Thursday's win over Oregon State at the Paradise Island Jam. The guard was efficient throughout the evening for the Commodores, as Blake shot 54.5 percent from the field, going 12-of-22. Her 35-point performance against the Beavers marks the seventh time Blakes has registered 30-plus points in her collegiate career, while it is her second 30-point game of this season. All 35 points Blakes scored came in the first three quarters of play, as the Dores maintained a 20-plus-point lead in the final frame.

### **AUBREY'S RECORD-MATCHING PERFORMANCE AGAINST TSU**

Aubrey Galvan dished out 15 assists and had nine steals to tie the Vandy freshman single-game record in the victory over Tennessee State on Nov. 23. Her 15 helpers against the Tigers matched Ashley Smith's freshman program record, which she set on Nov. 29, 1998, against Hampton. Galvan's nine steals vs. TSU equaled Deborah Denton's record set against New Mexico State on Jan. 4, 1987.

### **DOUBLE TROUBLE AGAINST THE LADY TIGERS**

Graduate Sacha Washington and freshman Aubrey Galvan each had a double-double in Sunday's 99-43 victory over Tennessee State. Washington posted her second double-double of the season with a 13-point, 10-rebound effort against the Lady Tigers, while Galvan flirted with a triple-double, as she scored 16 points to go along with 15 assists and nine steals. It marked the first time a pair of Commodores had a double-double in the same game since Dec. 14, 2024, against Evansville.

### **WASHINGTON'S DOUBLE-DOUBLE IN CLARKSVILLE**

Graduate Sacha Washington recorded a double-double in the win at Austin Peay, as the 6-2 forward scored 10 points and pulled down 10 rebounds. It is Washington's 23rd career double-double at Vanderbilt, while it is her first since March 20, 2024, after she missed last season due to a medical condition.

### **AUBREY IN PARIS**

Freshman Aubrey Galvan flirted with a triple-double in her Vanderbilt debut, as the 5-6 guard collected nine rebounds, seven points and seven assists against California in Paris.

Galvan's nine rebounds are the most by a Commodore freshman in their debut since Koi Love's 10-carom effort against Jacksonville State on Nov. 5, 2019.

Her seven assists are the most by a Vanderbilt freshman in their debut since Minta Spears had seven assists against Mississippi Valley State on Nov. 15, 2015.

### **MITCH'S DOUBLE-DOUBLE OFF THE BENCH IN PARIS**

Junior Aiyana Mitchell collected her first career double-double in the 2025-26 season-opening win over California. The 6-4 forward scored a personal-best 12 points pulled down 10 rebounds and had three assists, blocks and steals each in a career-high 25 minutes off the bench. Mitchell is the first Commodore to register a double-double in a reserve role since Leilani Kapinus had an 11-rebound, 10-point effort against Evansville on Dec. 14, 2024.

### **ELITE SCORER RETURNS**

Vanderbilt sophomore Mikayla Blakes returns the fourth-highest scoring average in all of NCAA Division I, as last year's USBWA Tamika Catchings National Freshman of the Year returns 23.3 points per game from a season ago. Blakes is also the top returning scorer among all returning SEC players this season.

### **WELCOME BACK SACHA**

Vanderbilt graduate Sacha Washington played in her first official game for the Commodores in 957 days in Paris after she redshirted the 2024-25 campaign due to a medical condition. The 6-2 forward registered 10 points, eight rebounds and a team-high four steals in 27 minutes of action. It was her 50th career game with 10 points or more.

### **SEC PROJECTIONS**

Expectations are high for the Commodores coming into the 2025-26 season, as the Commodores had their highest placement in the preseason SEC polls under Shea Ralph. Vanderbilt was selected to finish seventh in the preseason SEC media poll, while the league's coaches projected an eighth-place finish for the Dores. Vanderbilt has posted back-to-back non-losing campaigns in SEC play, winning a total of 17 conference games over the last two seasons.

Sophomore Mikayla Blakes earned preseason first-team All-SEC honors from both the coaches and media. The guard is the top returning scorer in the SEC this season, as she averaged 23.3 points per game as a freshman a season ago.

### **ONE OF THE SEC'S BEST RETURNS**

Graduate Sacha Washington returns to action after missing the 2024-25 campaign with a medical issue. Now with a clean bill of health, the 6-2 forward looks to pick up where she left off in 2022-23. Washington is the only active SEC player to collect over 1,000 points, 700 rebounds, and 100 blocks in their career.

She became the 41st Commodore to score 1,000 career points during Vanderbilt's 2024 NCAA Tournament run. She comes into the year having amassed 1,008 points, 720 rebounds, 108 blocks, and 105 assists in 99 career games with 72 starts.







## DORE NOTES

### **2025-26 ROSTER BREAKDOWN**

Vanderbilt returns seven players from last season's squad and rounded out the roster with five newcomers. The Commodores also welcomed back the return of graduate Sacha Washington after she redshirted last season due to a medical condition.

Sophomore Mikayla Blakes is the lone returning starter from last year's 22-win team, while Washington has started in 72 career games at Vanderbilt and has averaged double-digit points in each of her three seasons at Vandy. Along with Blakes, the Commodores bring back Jada Brown, Madison Greene, Justine Pissott, Aiyana Mitchell, Aga Makurat and Trinity Wilson.

The Dores brought in a pair of NCAA Division I transfers and three high schoolers. Graduate Ndjakalenga Mwenentanda and junior Aalyah Del Rosario bring ample March Madness experience, playing in a combined 16 NCAA Tournament games. Mwenentanda, a 6-2 guard, comes to the Music City after a three-year tenure at Texas, where she started for the Longhorns in the Sweet 16, Elite 8 and Final Four. Del Rosario, a 6-6 center, transferred in from LSU, where she was an All-SEC freshman team selection in 2023-24.

Freshmen Ava Black, Aubrey Galvan and Monique Williams round out the roster. Williams enrolled at Vanderbilt for the 2025 Spring semester and practiced with the team. Black and Galvan come to the program with high profiles, with Black being ranked as one of New England's top prospects and Galvan being the MaxPreps Illinois Player of the Year.





## 2025-26 HONORS & AWARDS

### **MIKAYLA BLAKES • So. • 5-8 • G • Somerset, N. J.**

- Naismith Trophy Midseason Top 25 National Player of the Year Watch list (Jan. 7)
- AP National Player of the Week (Jan. 6)
- USBWA Ann Meyers Drysdale National Players of the Week (Jan. 6)
- SEC Co-Player of the Week (Jan. 6)
- NCAA Starting Five (Jan. 5)
- Naismith Trophy National Player of the Week (Jan. 5)
- TWSA Player of the Week (Dec. 9)
- NCAA Starting Five (Dec. 9)
- SEC Co-Player of the Week (Dec. 2)
- USBWA Ann Meyers Drysdale National Players of the Week (Dec. 2)
- Paradise Jam Island Division MVP (Nov. 29)
- Paradise Jam Island Division All-Tournament Team (Nov. 29)
- USBWA Ann Meyers Drysdale Player of the Year Preseason Watch List (Nov. 7)
- WBCA Wade Trophy Player Watch List (Nov. 5)
- USA Today Sports Network Preseason All-America Second Team (Oct. 31)
- Jersey Mike's Naismith Trophy Women's College Player of the Year Watch List (Oct. 30)
- The Athletic Preseason All-America First Team (Oct. 28)
- Preseason Ann Meyers Drysdale Shooting Guard of the Year Award Watch List (Oct. 28)
- Preseason All-SEC First Team - Coaches (Oct. 22)
- Preseason All-SEC First Team - Media (Oct. 13)

### **SACHA WASHINGTON • Gr. • 6-2 • F • Lawrenceville, Ga.**

- Preseason Katrina McLain Power Forward of the Year Award Watch List (Oct. 30)

### **AALYAH DEL ROSARIO • Jr. • 6-6 • C • Santo Domingo, D.R.**

- Preseason Lisa Leslie Center of the Year Award Watch List (Oct. 31)

### **JADA BROWN • Sr. • 5-8 • G • Bentonville, Ark.**

- Kay Yow Servant Leader Award

### **AUBREY GALVAN • Fr. • 5-6 • G • Deerfield, Ill.**

- SEC Co-Freshman of the Week (Jan. 6)
- SEC Co-Freshman of the Week (Nov. 25)
- NCAA Starting Five (Nov. 25)

### **JUSTINE PISSOTT • Sr. • 6-4 • G/F • Toms River, N.J.**

- Paradise Jam Island Division All-Tournament Team (Nov. 29)

## HONORS & AWARDS NOTES

### **BLAKES NAMED SEC PLAYER OF THE WEEK (DEC. 2)**

Mikayla Blakes' Thanksgiving weekend feast at the 2025 U.S. Virgin Islands Paradise Jam earned her SEC Co-Player of the Week honors, as the All-American captures her first weekly award from the conference this season.

Blakes was named the Island Division MVP at the Paradise Jam after averaging 31.0 points, 5.0 assists, 4.0 rebounds and 3.0 steals per game. Her efforts helped the Commodores go 2-0 in the U.S. Virgin Islands to win the Island Division title. The Vanderbilt guard shares the SEC Player of the Week honor with Rori Harmon of Texas.

It is the second time that the sophomore has won SEC Player of the Week, as she previously earned the distinction during her freshman campaign on Feb. 11, 2025. It is Blakes' ninth SEC weekly award in her career, as she was named SEC Freshman of the Week a school-record seven times last season.

### **BLAKES SELECTED TO USBWA ANN MEYERS DRYSDALE NATIONAL PLAYERS OF THE WEEK (DEC. 2)**

Blakes' high-end performance in the U.S. Virgin Islands also earned her a spot on the USBWA Ann Meyers Drysdale National Players of the Week honors. She was one of five players named to this week's squad. It is the first time this season she has been selected to the USBWA's national team of the week.

### **GALVAN NAMED SEC FRESHMAN OF THE WEEK (NOV. 25)**

Aubrey Galvan was named the SEC Co-Freshman of the Week after she tied a pair of school freshman single-game records.

The point guard matched the Vanderbilt freshman single-game record for assists, as well as the freshman single-game record for most steals against Tennessee State. The point guard recorded 15 assists and nine steals against the Lady Tigers in last Sunday's 99-43 victory.

Her 15 helpers vs. TSU matched Ashley Smith's Vanderbilt freshman record for most assists in a game, which she set on Nov. 29, 1998, against Hampton. Her nine steals equaled Deborah Denton's freshman single-game record set against New Mexico State on Jan. 4, 1987.

The Deerfield, Illinois, native averaged 10.3 assists, 7.7 points, 3.7 steals and 3.3 rebounds to help No. 17-ranked Vanderbilt go 3-0 this past week. The guard dished out eight or more assists in all three contests, as she shares SEC Freshman of the Week honors with Alabama's Ace Austin.

### **TRIO OF DORES RECEIVE PRESEASON HONORS**

Vanderbilt had three players selected to a preseason watch list for the Naismith Basketball Hall of Fame Starting 5 Awards. Graduate Sacha Washington was named to the Katrina McClain Power Forward of the Year Award, while sophomore Mikayla Blakes was selected to the Ann Meyers-Drysdale Shooting Guard of the Year Award and junior Aalyah Del Rosario earned a spot on the Lisa Leslie Center of the Year Award.





## SEC WEEKLY AWARDS

## SEC PLAYER OF THE WEEK

*Week 1: Liv McGill, Florida**Week 2: Joyce Edwards, South Carolina**Week 3: Clara Strack, Kentucky**Week 4: Mikayla Blakes, Vanderbilt/Rori Harmon, Texas**Week 5: Madina Okot, Mississippi State**Week 6: Raegan Beers, Oklahoma/Madison Booker, Texas**Week 7: Joyce Edwards, South Carolina**Week 8: Favour Nwaedozi, Mississippi St./ Me'Arah O'Neal, Florida**Week 9: Mikayla Blakes, Vanderbilt/Tonie Morgan, Kentucky*

## SEC FRESHMAN OF THE WEEK

*Week 1: Bonnie Deas, Arkansas**Week 2: Aaliyah Chavez, Oklahoma**Week 3: Aubrey Galvan, Vanderbilt/Ace Austin, Alabama**Week 4: Aaliyah Chavez, Oklahoma**Week 5: Aaliyah Chavez, Oklahoma**Week 6: Aaliyah Chavez, Oklahoma/Mia Pauldo, Tennessee**Week 7: Harissoum Coulibaly, Auburn/Grace Knox, LSU**Week 8: Jaylah Lampley Mississippi State**Week 9: Aubrey Galvan, Vanderbilt/Aaliyah Chavez, Oklahoma*WOMEN'S  
BASKETBALL

## SEC PRESEASON POLLS

## 2025-26 PRESEASON SEC WOMEN'S BASKETBALL COACHES POLL

- |                   |                       |
|-------------------|-----------------------|
| 1) Texas          | 9) Alabama            |
| 2) South Carolina | 10) Florida           |
| 3) LSU            | 11) Georgia           |
| 4) Oklahoma       | 12) Mississippi State |
| 5) Tennessee      | 13) Texas A&M         |
| 6) Ole Miss       | 14) Missouri          |
| 7) Kentucky       | 15) Auburn            |
| 8) Vanderbilt     | 16) Arkansas          |

## SEC PRESEASON PLAYER OF THE YEAR - COACHES

Madison Booker, Texas

## ALL-SEC FIRST TEAM - COACHES

Flau'Jae Johnson, LSU  
 Mikaylah Williams, LSU  
 Raegan Beers, Oklahoma  
 Joyce Edwards, South Carolina  
 Ta'Niya Latson, South Carolina  
 Talaysia Cooper, Tennessee  
 Madison Booker, Texas  
 Mikayla Blakes, Vanderbilt

## ALL-SEC SECOND TEAM - COACHES

Essence Cody, Alabama  
 Liv McGill, Florida  
 Teonni Key, Kentucky  
 Clara Strack, Kentucky  
 MiLaysia Fulwiley, LSU  
 Cotie McMahon, Ole Miss  
 Payton Verhulst, Oklahoma  
 Rori Harmon, Texas

## 2025-26 PRESEASON SEC WOMEN'S BASKETBALL MEDIA POLL

- |                   |                       |
|-------------------|-----------------------|
| 1) South Carolina | 9) Alabama            |
| 2) Texas          | 10) Mississippi State |
| 3) LSU            | 11) Florida           |
| 4) Tennessee      | 12) Georgia           |
| 5) Oklahoma       | 13) Missouri          |
| 6) Ole Miss       | 14) Texas A&M         |
| 7) Vanderbilt     | 15) Auburn            |
| 8) Kentucky       | 16) Arkansas          |

## SEC PRESEASON PLAYER OF THE YEAR - MEDIA

Madison Booker, Texas

## ALL-SEC FIRST TEAM - MEDIA

Flau'Jae Johnson, LSU  
 Reagan Beers, Oklahoma  
 Joyce Edwards, South Carolina  
 Madison Booker, Texas  
 Mikayla Blakes, Vanderbilt

## ALL-SEC SECOND TEAM - MEDIA

Clara Strack, Kentucky  
 Mikaylah Williams, LSU  
 Cotie McMahon, Ole Miss  
 Ta'Niya Latson, South Carolina  
 Talaysia Cooper, Tennessee  
 Rori Harmon, Texas







## 2025-26 STATISTICAL RANKINGS

Statistic	RANKING (as of Jan. 6)		
	NCAA	SEC	VALUE
Assist/Turnover Ratio (359 ranked)	7	3	1.71
Assists Per Game (359 ranked)	7	2	20.5
Bench Points Per Game (359 ranked)	123	8	22.3
Blocks Per Game (359 ranked)	28	7	5.0
Field Goal Percentage (359 ranked)	27	6	47.0
Field Goal Percentage Defense (359 ranked)	79	11	37.3
Fouls Per Game (359 ranked)	39	5	14.3
Free Throw Attempts Per Game (359 ranked)	146	11	17.87
Free Throw Percentage (359 ranked)	122	6	72.0
Free Throws Made Per Game (359 ranked)	119	11	12.87
Rebound Margin (359 ranked)	88	12	5.0
Rebounds (Defensive) Per Game (359 ranked)	253	14	24.1
Rebounds (Offensive) Per Game (359 ranked)	38	6	15.0
Rebounds Per Game (359 ranked)	116	14	39.07
Scoring Defense (359 ranked)	10	8	55.6
Scoring Margin (359 ranked)	12	5	30.1
Scoring Offense (359 ranked)	14	5	85.7
Steals Per Game (359 ranked)	14	3	13.6
Three Point Attempts Per Game (359 ranked)	22	3	26.9
Three Point Percentage (359 ranked)	25	5	36.7
Three Point Percentage Defense (359 ranked)	138	11	29.3
Three Pointers Per Game (359 ranked)	9	2	9.9
Turnover Margin (359 ranked)	6	2	10.67
Turnovers Forced Per Game (359 ranked)	19	3	22.67
Turnovers Per Game (359 ranked)	14	4	12.0
Winning Percentage (355 ranked)	1	1	100.0

## INDIVIDUAL

RANKING (as of Jan. 6)

NCAA SEC VALUE

## MIKAYLA BLAKES

Assist/Turnover Ratio	77	11	1.94
Assists	83	10	62
Assists Per Game	111	11	4.1
Field Goal Attempts	4	2	282
Field Goal Percentage	143	18	46.5
Field Goal Made	8	3	131
Free Throw Attempts	13	2	98
Free Throw Percentage	126	6	80.6
Free Throw Made	8	1	79
Points Scored	2	1	378
Points Per Game	3	1	25.2
Steals	6	3	56
Steals Per Game	8	2	3.73
Three Point Attempts	24	4	113
Three Point Percentage	165	11	32.7
Three Pointers Made	62	7	37
Three Pointers Per Game	75	5	2.47

## AUBREY GALVAN

Assist/Turnover Ratio	18	4	2.94
Assists	10	3	100
Assists Per Game	12	4	6.7
Minutes Per Game	149	8	32.77
Steals	18	6	46
Steals Per Game	30	8	3.07
Three Pointers Per Game	202	15	1.93

## JUSTINE PISSOTT

Three Point Attempts	73	8	98
Three Point Percentage	36	5	42.9
Three Pointers Made	26	3	42
Three Pointers Per Game	38	3	2.80

## SACHA WASHINGTON

Blocks Per Game	193	18	1.07
Rebounds	141	17	110
Offensive Rebounds Per Game	19	3	4.0
Rebounds Per Game	170	13	7.3

## AIYANA MITCHELL

Blocks	75	10	21
Blocks Per Game	83	11	1.40

## 2025-26 LEADERS &amp; MISCELLANEOUS STATS

## Leading Scorer • Season

Mikayla Blakes • 25.2 ppg

## Leader in FG% • Season

Mikayla Blakes • 46.5% (131-282)

## Leader in FT% • Season

Mikayla Blakes • 80.6% (79-98)

## Leader in 3P FG% • Season

Justine Pissott • 42.9% (42-98)

## Leader in 3P FGM • Season

Justine Pissott • 42

## Leading Rebounder • Season

Sacha Washington • 7.3 rpg

## Leader in Assists • Season

Aubrey Galvan • 6.7 apg

## Leader in Steals • Season

Mikayla Blakes • 3.7 spg

## Leader in Blocks • Season

Aiyana Mitchell • 1.4 bpg

## 20-Pt Scoring Games

Mikayla Blakes • 11

Aga Makurat • 1

Justine Pissott • 1

## 30-Pt Scoring Games

Mikayla Blakes • 4

## 40-Pt Scoring Games

--

## 50-Pt Scoring Games

--

## Ind. High Points • Game

35 • Mikayla Blakes (2x)  
vs. Oregon State (11/27/25)  
at Arkansas (01/01/26)

## Ind. High Rebounds • Game

13 • Sacha Washington  
at Arkansas (01/01/26)

## Ind. High FTM • Game

12 • Mikayla Blakes  
Virginia (12/3/25)

## Ind. High 3P FGM • Game

7 • Justine Pissott  
vs. Texas Southern (12/20/25)

## Ind. High Assists • Game

15 • Aubrey Galvan  
Tennessee State (11/23/25)

## Ind. High Blocks • Game

4 • Aiyana Mitchell (3x)  
UAlbany (12/18/25)

## Ind. High Steals • Game

9 • Aubrey Galvan  
Tennessee State (11/23/25)

## Longest Scoring Run

27-0 • vs. Tennessee State (11/23/25)

## Longest Scoring Run in SEC

12-0 • at Arkansas (01/01/26)

## Longest Opp. Scoring Run

13-0 • vs. Oregon State (11/27/25)

## Longest Opp. Scoring Run

11-0 • vs. LSU (01/04/26)

## Largest Margin of Victory

59 pts • 109-50 • Stonehill (12/28/25)

## Largest Margin of Victory in SEC

17 pts • 88-71 • at Arkansas (01/01/26)

## Largest Halftime Lead

46 pts • 56-10 • Tennessee St. (11/23/25)

## Largest Halftime Lead in SEC

16 pts • 46-30 • at Arkansas (01/01/26)

## Largest Halftime Deficit

6 pts • 22-28 • vs. LSU (01/04/25)

## Largest Halftime Deficit in a Win

6 pts • 22-28 • vs. LSU (01/04/25)

## Largest Halftime Lead in a Loss

--

## Largest Vandy Lead

64 pts • 101-37 • Stonehill (12/28/25)

## Largest Vandy Lead in SEC

26 pts • 68-42 • at Arkansas (01/01/26)

## Largest Vandy Deficit

16 pts • 16-32 • vs. BYU (11/29/25)

## Largest Vandy Deficit in SEC

7 pts • 18-25 • vs. LSU (01/04/26)

## Largest Vandy Lead in a Loss

--

## Largest Vandy Deficit in a Win

16 pts • 16-32 • vs. BYU (11/29/25)

## Largest Vandy Deficit in a Win in SEC

7 pts • vs. LSU (01/04/26)

## Largest 2nd Half Deficit in a Win

7 pts • vs. LSU (01/04/26)

## 2025-26 SCORING HIGH-LOW QUARTERS

## Most 1st Quarter Points Scored

34 • Stonehill • 12/28/25

## Most 1st Quarter Points Scored (SEC Games)

22 • at Arkansas • 01/01/26

## Fewest 1st Quarter Points Scored

11 • South Florida • 12/15/25

## Fewest 1st Quarter Points Scored (SEC Games)

15 • LSU • 01/04/26

## Most 2nd Quarter Points Scored

27 • South Florida • 12/15/25

## Most 2nd Quarter Points Scored (SEC Games)

24 • at Arkansas • 01/01/26

## Fewest 2nd Quarter Points Scored

7 • LSU • 01/04/26

## Fewest 2nd Quarter Points Scored (SEC Games)

7 • LSU • 01/04/26

## Most 3rd Quarter Points Scored

30 • vs. Oregon State (11/27/25)

## Most 3rd Quarter Points Scored (SEC Games)

22 • at Arkansas • 01/01/26

## Fewest 3rd Quarter Points Scored

20 (2x) • Last: LSU • 01/04/26

## Fewest 3rd Quarter Points Scored (SEC Games)

20 • LSU • 01/04/26

## Most 4th Quarter Points Scored

28 • Stonehill • 12/28/25

## Most 4th Quarter Points Scored (SEC Games)

23 • LSU • 01/04/26

## Fewest 4th Quarter Points Scored

12 • at Austin Peay • 11/12/25

## Fewest 4th Quarter Points Scored (SEC Games)

20 • at Arkansas • 01/01/26

## Most 1st Quarter Points Allowed

28 • vs. BYU • 11/29/25

## Most 1st Quarter Points Allowed (SEC Games)

17 • at Arkansas • 01/01/26

## Fewest 1st Quarter Points Allowed

5 • Texas Southern • 12/20/25

## Fewest 1st Quarter Points Allowed (SEC Games)

12 • LSU • 01/04/26

## Most 2nd Quarter Points Allowed

25 • vs. Oregon State (11/27/25)

## Most 2nd Quarter Points Allowed (SEC Games)

16 • LSU • 01/04/26

## Fewest 2nd Quarter Points Allowed

4 • 2x, Last: Texas Southern • 12/20/25

## Fewest 2nd Quarter Points Allowed (SEC Games)

13 • at Arkansas • 01/01/26

## Most 3rd Quarter Points Allowed

23 • Texas Southern • 12/20/25

## Most 3rd Quarter Points Allowed (SEC Games)

20 • at Arkansas • 01/01/26

## Fewest 3rd Quarter Points Allowed

6 • Alabama State • 11/21/25

## Fewest 3rd Quarter Points Allowed (SEC Games)

15 • LSU • 01/04/26

## Most 4th Quarter Points Allowed

27 • Virginia • 12/03/25

## Most 4th Quarter Points Allowed (SEC Games)

21 • at Arkansas • 01/01/26

## Fewest 4th Quarter Points Allowed

4 • UAlbany • 12/19/25

## Fewest 4th Quarter Points Allowed (SEC Games)

18 • LSU • 01/04/26







2025-26 OVERALL STATS

Game Records

Record	Overall	Home	Away	Neutral
ALL GAMES	15-0	9-0	3-0	3-0
CONFERENCE	2-0	1-0	1-0	0-0
NON-CONFERENCE	13-0	8-0	2-0	3-0

Score by Periods

Team	1st	2nd	3rd	4th	OT	TOT
Vanderbilt	318	305	371	291	0	1285
Opponents	190	190	211	243	0	834

Team Box Score

No.	Player				Total		3-Point		F-Throw		Rebounds											
		GP-GS	MIN	AVG	FG-FGA	FG%	3FG-3FGA	3FG%	FT-FTA	FT%	OFF	DEF	TOT	AVG	PF	DQ	A	TO	BLK	STL	PTS	AVG
1	BLAKES, Mikayla	15-15	482:16	32.2	131-282	.465	37-113	.327	79-98	.806	16	41	57	3.8	24	0	62	32	5	56	378	25.2
13	PISSOTT, Justine	15-15	400:20	26.7	58-133	.436	42-98	.429	3-4	.750	13	50	63	4.2	29	0	39	16	8	9	161	10.7
3	GALVAN, Aubrey	15-15	491:31	32.8	62-169	.367	29-85	.341	7-10	.700	7	47	54	3.6	20	0	100	34	1	46	160	10.7
35	WASHINGTON, Sacha	15-15	316:15	21.1	57-104	.548	0-0	.000	27-41	.659	60	50	110	7.3	28	0	21	20	16	23	141	9.4
14	MITCHELL, Aiyana	15-0	264:05	17.6	46-67	.687	0-0	.000	26-45	.578	40	42	82	5.5	30	0	14	18	21	18	118	7.9
15	MWENENTANDA, Ndjakalenga	15-15	284:35	19.0	40-78	.513	8-25	.320	22-26	.846	14	26	40	2.7	21	0	13	15	7	11	110	7.3
2	BROWN, Jada	15-0	319:37	21.3	23-60	.383	13-35	.371	11-13	.846	4	19	23	1.5	17	0	25	14	1	19	70	4.7
24	MAKURAT, Aga	14-0	157:23	11.2	22-52	.423	13-34	.382	2-2	1.000	10	17	27	1.9	11	0	12	5	4	6	59	4.2
8	BLACK, Ava	12-0	150:47	12.6	20-33	.606	5-12	.417	4-5	.800	16	25	41	3.4	21	0	9	8	1	12	49	4.1
32	DEL ROSARIO, Aalyah	11-0	79:05	7.2	9-18	.500	0-0	.000	7-14	.500	8	10	18	1.6	10	0	11	7	11	3	25	2.3
30	WILSON, Trinity	4-0	13:33	3.4	1-1	1.000	0-0	.000	3-4	.750	1	2	3	0.8	1	0	1	5	0	1	5	1.3
11	WILLIAMS, Monique	8-0	40:33	5.1	3-8	.375	1-1	1.000	2-6	.333	2	1	3	0.4	2	0	1	1	0	0	9	1.1
Team											34	31	65					5				
Total		15	3000		472-1005	.470	148-403	.367	193-268	.720	225	361	586	39.1	214	0	308	180	75	204	1285	85.7
Opponents		15	3000		311-834	.373	92-314	.293	120-185	.649	176	335	511	34.1	250	2	161	340	33	88	834	55.6

Team Statistics

	VU	OPP
Scoring	1285	834
Points per game	85.7	55.6
Scoring margin	+30.1	-
Field goals-att	472-1005	311-834
Field goal pct	.470	.373
3 point fg-att	148-403	92-314
3-point FG pct	.367	.293
3-pt FG made per game	9.9	6.1
Free throws-att	193-268	120-185
Free throw pct	.720	.649
F-Throws made per game	12.9	8.0
Rebounds	586	511
Rebounds per game	39.1	34.1
Rebounding margin	+5.0	-
Assists	308	161
Assists per game	20.5	10.7
Turnovers	180	340
Turnovers per game	12.0	22.7
Turnover margin	+10.7	-
Assist/turnover ratio	1.7	0.5
Steals	204	88
Steals per game	13.6	5.9
Blocks	75	33
Blocks per game	5.0	2.2
Winning streak	15	-
Home win streak	9	-
Attendance	27237	6347
Home games-Avg/Game	9-3026	3-2116
Neutral site-Avg/Game	-	3-2287

Team Results

Date	Opponent		Score	Att.
11/03/2025	vs California	W	74-65	5712
11/10/2025	Furman	W	96-48	2352
11/12/2025	at Austin Peay	W	75-65	1178
11/19/2025	at Western Ky.	W	87-49	1536
11/21/2025	Alabama St.	W	92-38	3733
11/23/2025	Tennessee St.	W	99-43	2508
11/27/2025	vs Oregon St.	W	88-66	824
11/29/2025	vs BYU	W	84-71	324
12/03/2025	Virginia	W	81-68	2661
12/15/2025	South Fla.	W	87-58	2188
12/18/2025	UALbany	W	64-35	2221
12/20/2025	Texas Southern	W	96-46	2511
12/28/2025	Stonehill	W	109-50	2487
01/01/2026	at Arkansas	W	88-71	3633
01/04/2026	LSU	W	65-61	6576







## 2025-26 SEC STATS

## Game Records

Record	Overall	Home	Away	Neutral
ALL GAMES	2-0	1-0	1-0	0-0
CONFERENCE	2-0	1-0	1-0	0-0
NON-CONFERENCE	0-0	0-0	0-0	0-0

## Score by Periods

Team	1st	2nd	3rd	4th	OT	TOT
Vanderbilt	37	31	42	43	0	153
Opponents	29	29	35	39	0	132

## Team Box Score

No.	Player				Total		3-Point		F-Throw		Rebounds											
		GP-GS	MIN	AVG	FG-FGA	FG%	3FG-3FGA	3FG%	FT-FTA	FT%	OFF	DEF	TOT	AVG	PF	DQ	A	TO	BLK	STL	PTS	AVG
1	BLAKES, Mikayla	2-2	75:10	37.6	23-51	.451	6-18	.333	15-18	.833	0	5	5	2.5	4	0	12	5	0	6	67	33.5
3	GALVAN, Aubrey	2-2	67:33	33.8	9-29	.310	8-20	.400	2-3	.667	1	2	3	1.5	3	0	7	4	0	6	28	14.0
35	WASHINGTON, Sacha	2-2	54:55	27.5	7-13	.538	0-0	.000	3-8	.375	14	6	20	10.0	5	0	3	1	6	4	17	8.5
13	PISSOTT, Justine	2-2	53:22	26.7	4-17	.235	4-13	.308	0-0	.000	1	2	3	1.5	5	0	2	1	0	1	12	6.0
2	BROWN, Jada	2-0	52:41	26.3	3-6	.500	3-6	.500	1-2	.500	1	4	5	2.5	2	0	3	3	0	2	10	5.0
14	MITCHELL, Aiyana	2-0	43:41	21.8	3-5	.600	0-0	.000	3-10	.300	5	4	9	4.5	6	0	2	3	2	5	9	4.5
15	MWENENTANDA, Ndjakalenga	2-2	32:02	16.0	3-7	.429	0-3	.000	1-1	1.000	0	4	4	2.0	3	0	0	1	0	1	7	3.5
8	BLACK, Ava	2-0	15:26	7.7	1-1	1.000	1-1	1.000	0-0	.000	3	2	5	2.5	1	0	1	3	0	0	3	1.5
24	MAKURAT, Aga	1-0	05:10	5.2	0-0	.000	0-0	.000	0-0	.000	0	1	1	1.0	0	0	1	0	0	0	0	0.0
Team											5	5	10				2					
Total		2	400		53-129	.411	22-61	.361	25-42	.595	30	35	65	32.5	29	0	31	23	8	25	153	76.5
Opponents		2	400		50-110	.455	10-26	.385	22-30	.733	27	52	79	39.5	40	0	20	44	4	13	132	66.0

## Team Statistics

	VU	OPP
Scoring	153	132
Points per game	76.5	66.0
Scoring margin	+10.5	-
Field goals-att	53-129	50-110
Field goal pct	.411	.455
3 point fg-att	22-61	10-26
3-point FG pct	.361	.385
3-pt FG made per game	11.0	5.0
Free throws-att	25-42	22-30
Free throw pct	.595	.733
F-Throws made per game	12.5	11.0
Rebounds	65	79
Rebounds per game	32.5	39.5
Rebounding margin	-7.0	-
Assists	31	20
Assists per game	15.5	10.0
Turnovers	23	44
Turnovers per game	11.5	22.0
Turnover margin	+10.5	-
Assist/turnover ratio	1.3	0.5
Steals	25	13
Steals per game	12.5	6.5
Blocks	8	4
Blocks per game	4.0	2.0
Winning streak	2	-
Home win streak	1	-
Attendance	6576	3633
Home games-Avg/Game	1-6576	1-3633
Neutral site-Avg/Game	-	0-0

## Team Results

Date	Opponent		Score	Att.
01/01/2026	at Arkansas	W	88-71	3633
01/04/2026	LSU	W	65-61	6576





## MEMORIAL GYMNASIUM



Memorial Gymnasium, the Southeastern Conference's most historic venue for college basketball, serves as the home court for the Vanderbilt Commodores. Dedicated in 1952 as a memorial to all Vanderbilt men and women who served in World War II, the arena was built as a combination gymnasium and concert hall by the late master architect Edwin Keeble. Decades later, the unique style of Memorial Gym—with its benches on the baselines, a playing court that sits above portions of the crowd and deafening acoustics—continues to make the Commodores' home a dreaded stop for opponents.

“Memorial Magic,” with its capacity crowds, overflowing student section and lively pep band, have assisted in numerous Commodore victories. In the stands, fans across middle Tennessee have helped Memorial Gymnasium rank among the NCAA's top 30 attendance leaders on numerous occasions.

In all, Memorial Gym has been expanded three times. Constructed with a seating capacity of 6,583, the University saw its first need to increase seating in 1965 with the addition of two north-side balconies. Two years later, a pair of balancing balconies were erected on the south side of the gym and dubbed “The Balconies That Clyde Lee Built.”

Capacity has fluctuated throughout the history of the building. It reached its highest number of 15,646 in 1969 when 4,000 seats were added in the east and west ends. When chairback seats in the end zones and suites on the north side were installed in the late 1990s capacity lowered to 14,168. Shortly thereafter, university officials removed portions of media press row on the south side in an effort to expand the student section by nearly 150 seats. Official capacity is now 14,326.

## YEAR-BY-YEAR HOME RECORD

Year	W-L
2025-26	9-0
2024-25	13-4
2023-24	12-5
2022-23	9-7
2021-22	12-5
2020-21*	3-2
2019-20	10-6
2018-19	5-9
2017-18	4-11
2016-17	10-5
2015-16	10-6
2014-15	9-6
2013-14	12-5
2012-13	12-2
2011-12	18-2
2010-11	12-3
2009-10	12-4
2008-09	15-1
2007-08	13-3
2006-07	15-1
2005-06	13-3
2004-05	11-3
2003-04	11-3
2002-03	11-2
2001-02	18-1
2000-01	16-2
1999-00	11-3
1998-99	9-5
1997-98	12-2
1996-97	13-1
1995-96	13-2
1994-95	16-1
1993-94	14-2
1992-93	15-1
1991-92	13-2
1990-91	11-3
1989-90	15-2
1988-89	10-1
1987-88	12-2
1986-87	15-2
1985-86	11-3
1984-85	6-4
1983-84	9-3
1982-83	5-6
1981-82	10-4
1980-81	6-5
1979-80	6-5
1978-79	7-5
1977-78	10-2
Total.....	536-165 (.765)

Vanderbilt has ranked among the top attendance draws in women's basketball over the years. Here is a year-by-year look at VU's home attendance figures, including where the team has ranked nationally in total attendance since the 1999-00 season:

Year	Games	Total	Average	National Rank (Total)
2025-26	9	27,237	3,026	46th
2024-25	17	71,266	4,192	32nd
2023-24	17	47,479	2,793	53rd
2022-23	16	38,640	2,415	57th
2021-22	18	31,211	1,734	51st
2020-21*	5	209	42	—
2019-20	16	37,391	2,369	54th
2018-19	14	33,129	2,366	64th
2017-18	15	42,705	2,847	45th
2016-17	15	42,685	2,846	40th
2015-16	16	46,496	2,906	37th
2014-15	15	53,280	3,552	30th
2013-14	17	66,338	3,902	25th
2012-13	14	56,309	4,022	24th
2011-12	20	82,261	4,113	23rd
2010-11	15	68,828	4,589	20th
2009-10	16	69,521	4,345	21st
2008-09	16	76,150	4,759	18th
2007-08	17	91,279	5,369	17th
2006-07	16	72,215	4,513	23rd
2005-06	16	65,693	4,106	23rd
2004-05	14	51,682	3,692	31st
2003-04	14	44,352	3,168	33rd
2002-03	13	57,709	4,439	21st
2001-02	19	90,800	4,779	16th
2000-01	18	50,650	2,814	36th
1999-00	14	44,982	3,213	30th
1998-99	14	65,046	4,646	--
1997-98	14	91,056	6,504	--
1996-97	14	67,967	4,854	--
1995-96	15	88,151	5,877	--
1994-95	17	69,788	4,105	--
1993-94	14	73,686	5,253	--
1992-93	14	67,871	4,848	--
1991-92	15	36,266	2,418	--
1990-91	14	20,205	1,443	--
1989-90	17	25,887	1,522	--
1988-89	11	14,265	1,297	--
1987-88	13	7,324	563	--
1986-87	17	12,248	721	--
1985-86	14	5,750	411	--
1984-85	10	4,450	445	--
1983-84	12	8,664	722	--
1982-83	11	6,950	632	--
1981-82	14	6,310	451	--
1980-81	10	2,525	253	--

\*Vanderbilt discontinued its 2020-21 season due to the COVID-19 pandemic

## Memorial Gym Women's Basketball Crowds Over 10,000

Rank	Attendance	Opponent	Date
1.	15,317	Tennessee	1/30/1993
2.	15,311	Tennessee	2/7/1999
3.	15,187	Tennessee	2/25/1996
4.	14,848	Tennessee	2/16/1998
5.	14,316	Tennessee	2/17/2008
6.	14,168	Tennessee	2/16/2002
7.	13,227	Tennessee	12/31/1994
8.	13,127	Tennessee	1/19/2006
9.	12,645	Tennessee	1/31/1994
10.	12,417	Tennessee	1/19/1997
11.	12,131	Ohio State	1/6/1993
12.	12,034	Tennessee	2/9/2012
13.	12,009	Tennessee	1/25/2007
14.	11,401	Tennessee	2/2/2003
15.	11,386	Tennessee	2/14/2011
16.	10,561	Tennessee	2/15/2004
17.	10,154	Tennessee	1/24/2013
18.	10,149	Tennessee	2/24/2000



## RECORDS AT A GLANCE

### Points

Game	1.	55 • Mikayla Blakes at Auburn, 2.16.25
	10.	36 • Wendy Scholtens vs. Lipscomb, 1.9.90
		36 • Mikayla Blakes vs. Georgia, 1.2.25
	'25-26	35 • Mikayla Blakes, 2x, Last: at Arkansas, 01.01.26
Season	1.	855 • Wendy Scholtens, 1989-90
	10.	633 • Jackie Cowan, 1985-86
	'25-26	378 • Mikayla Blakes
Career	1.	2,604 • Chantelle Anderson, 2000-03
	10.	1,618 • Jasmine Lister, 2011-14
	Active	1,149 • Sacha Washington, 2022-present

### Field Goals Made

Game	1.	19 • Khamil Pierre vs. Evansville, 12.14.24 Chantelle Anderson at Portland State, 12.23.00
	9.	15 • 9 Times, Last: Mikayla Blakes at Auburn, 02.16.25
	'25-26	13 • Mikayla Blakes, at Arkansas (01/01/26)
Season	1.	309 • Wendy Scholtens, 1989-90
	10.	244 • Sheri Sam, 1995-96
	'25-26	131 • Mikayla Blakes
Career	1.	1,020 • Chantelle Anderson, 2000-03
	10.	625 • Sheri Sam, 1992-96
	Active	460 • Sacha Washington, 2022-present

### Field Goals Attempted

Game	1.	31 • Eva Lemeh at Georgia, 2.16.81
	9.	25 • Four times: Last: Khamil Pierre at Texas, 2.6.25
	'25-26	27 • Mikayla Blakes, vs. California, 11.3.25
Season	1.	571 • Barbara Brackman, 1981-82
	10.	504 • Jackie Cowan, 1985-86
	'25-26	282 • Mikayla Blakes
Career	1.	1,655 • Wendy Scholtens, 1988-91
	10.	1,301 • Carla Thomas, 2004-2007
	Active	932 • Sacha Washington, 2022-present

### Field Goal Percentage

Game	1.	1.000 • 4 Times, Last: Hannah Tuomi, 10-10 vs. UF, 2.24.10
(Min. 10 FGM)	9.	.917 • 3 Times, Last: Ashley Earley, 11-12 at Tenn., 2.13.05
	'25-26	.647 • Mikayla Blakes, 11-17 vs. Tennessee State, 11.23.25
Season	1.	.723 (292-404) • Chantelle Anderson, 2000-01
(Min. 150 FGM)	10.	.602 (103-171) • Nicole Jules, 2005-06
	'25-26	.465 (131-282) • Mikayla Blakes
Career	1.	.651 (1,020-1,568) • Chantelle Anderson, 2000-03
(Min. 400 FGM)	10.	.543 (706-1,301) • Carla Thomas, 2004-07
	Active	.494 (460-932) • Sacha Washington, 2022-present

### 3-Pointers Made

Game	1.	9 • Iyana Moore, vs. Alabama State, 12.28.21
	5.	7 • 13 Times, Last: Justine Pissott, vs. Texas Southern, 12.20.25
	'25-26	7 • Justine Pissott, vs. Texas Southern, 12.20.25
Season	1.	95 • Caroline Williams, 2005-06
	10.	80 • Christina Wirth, 2008-09
	'25-26	42 • Justine Pissott
Career	1.	276 • Christina Foggie, 2011-14
	10.	179 • Michelle Palmisano, 1995-97
	Active.	125 • Justine Pissott, 2023-present

### 3-Pointers Attempted

Game	1.	17 • Christina Foggie vs. Virginia, 11.23.12
		17 • Christina Foggie vs. Maryland, 3.28.09
	8.	14 • Three Times, Last: <i>Mikayla Blakes at Miami, 12.04.24</i>
	'25-26	12 • 2 Times, Last: Mikayla Blakes, vs. South Fla., 12.15.25
Season	1.	225 • Merideth Marsh, 2009-10
	10.	207 • Merideth Marsh, 2008-09
	.	Iyana Moore, 2021-22
	'25-26	98 • Justine Pissott
Career	1.	735 • Christina Foggie, 2011-14
	10.	460 • Julie Powell, 1991-94
	Active	334 • <i>Justine Pissott, 2023-present</i>

### 3-Point Percentage

Game	1.	1.000 • 7 Times, Last: Erin Whalen (5-5) at Alabama, 1.21.18
(Min. 5 3PM)	'25-26	.700 • <i>Justine Pissott (7-10) vs. Texas Southern, 12.20.25</i>
Season	1.	.505 (48-95) • Caroline Williams, 2004-05
(Min. 40 3PA)	10.	.446 (37-83) • Christa Reed, 2016-17
	'25-26	.429 (42-98) • <i>Justine Pissott</i>
Career	1.	.465 (238-512) • Caroline Williams, 2004-07
(Min. 100 3PM)	10.	.394 (145-368) • Donna Harris, 1990-94
	Active	.374 (125-334) • <i>Justine Pissott, 2023-present</i>

### Free Throws Made

Game	1.	23 • Mikayla Blakes at Auburn, 2.16.25
	2.	18 • Ashley McElhiney vs. LSU, 2.15.01
		18 • Wendy Scholtens at Tenn. Tech, 1.11.89
	5.	16 • Four Times, Last: Mikayla Blakes, at Florida 01.30.25
	'25-26	12 • Mikayla Blakes vs. Virginia, 12.3.25
Season	1.	236 • Wendy Scholtens, 1989-90
	3.	193 • Mikayla Blakes, 2024-25
	10.	134 • Chantelle Anderson, 2000-01
	'25-26	79 • Mikayla Blakes
Career	1.	681 • Wendy Scholtens, 1988-91
	10.	298 • Ashley McElhiney, 2000-03
	Active	272 • Mikayla Blakes, 2025-present

### Free Throws Attempted

Game	1.	24 • Mikayla Blakes at Auburn, 2.16.25
	2.	19 • Ashley McElhiney vs. LSU, 2.15.01
	3.	18 • 3 Times, Last: Mikayla Blakes, at Florida, 01.30.25
	'25-26	13 • Mikayla Blakes vs. Virginia, 12.3.25
Season	1.	264 • Wendy Scholtens, 1989-90
	10.	192 • Cijaja Harbison, 2022-23
	'25-26	98 • Mikayla Blakes
Career	1.	785 • Wendy Scholtens, 1988-91
	10.	413 • Dee Davis, 2004-07
	Active	357 • Sacha Washington, 2022-present

### Free Throw Percentage

Game	1.	1.000 • 19 Times, Last: Iyana Moore (10-10) vs Ga., 3.3.24
(Min. 10 FTM)	25-26	.900 • Mikayla Blakes (9-10), vs. Oregon State, 11.27.25
Season	1.	.938 (61-65) • Christa Reed, 2017-18
(Min. 50 FTA)	5.	.883 (193-218) • Mikayla Blakes, 2024-25
	10.	.871 (54-62) • Christina Wirth, 2006-07
	'25-26	.806 (79-98) • Mikayla Blakes
Career	1.	.861 (272-316) • Mikayla Blakes, 2025-present
(Min. 180 FTM)	10.	.793 (195-246) • Christina Wirth, 2006-09
	Active	.865 (263-304) • Mikayla Blakes, 2025-present

### Rebounds

Game	1.	22 • Wendy Scholtens vs. Lipscomb, 1.9.90
	.	22 • Wendy Scholtens vs. Wright State, 12.9.89
	.	22 • Barbara Brackman vs. Union, 1.4.83
	10.	19 • 6 Times, Last: Jennifer Holmes vs. Florida, 2.25.99
Season	'25-26	13 • <i>Sacha Washington, at Arkansas, 01.01.26</i>
	1.	389 • Wendy Scholtens, 1989-90 Karen Booker, 1986-87
	6.	315 • Wendy Scholtens, 1988-89
	10.	291 • Sheri Sam, 1989-90
Career	'25-26	110 • <i>Sacha Washington</i>
	1.	1,272 • Wendy Scholtens, 1988-91
	9.	834 • Barbara Brackman, 1982-85
	10.	830 • <i>Sacha Washington, 2022-present</i>
	Active	830 • <i>Sacha Washington, 2022-present</i>

### Assists

Game	1.	17 • Ashley McElhiney at Louisville, 1.2.03
	7.	13 • 5 Times, Last: Jasmine Lister vs. Tenn., 2.9.12
	25-26	15 • Aubrey Galvan, vs. Tennessee State, 11.23.25
Season	1.	262 • Cathy Bender, 1981-82
	10.	168 • Jasmine Lister, 2012-13
	25-26	100 • Aubrey Galvan
Career	1.	730 • Dee Davis, 2004-07
	10.	438 • Jordyn Cambridge, 2018-24
	Active	167 • Mikayla Blakes, 2025-present

### Steals

Game	1.	11 • Eva Lemeh vs. Murray State, 12.14.80
	3.	9 • 4 Times, Last: Aubrey Galvan vs. Tennessee St., 11.23.25
Season	'25-26	9 • Aubrey Galvan, Tennessee State, 11.23.25
	1.	129 • Jordyn Cambridge, 2021-22
	6.	94 • Eva Lemeh, 1980-81
	10.	89 • Donna Atkinson, 1983-84
Career	'25-26	56 • Mikayla Blakes
	1.	351 • Jordyn Cambridge, 2018-24
	10.	221 • Jennifer Risper, 2006-09
	Active	134 • Mikayla Blakes, 2025-present

### Blocked Shots

Game	1.	10 • Angela Gorsica vs. Wingate, 12.28.95
	.	10 • Heidi Gillingham vs. Middle Tennessee, 1.30.92
	4.	8 • 15 Times, Last: Angela Gorsica vs. DePaul, 2.19.97
	'25-26	4 • Aalyah Del Rosario, vs. UAlbany, 12.18.25
Season	1.	131 • Heidi Gillingham, 1991-92
	10.	57 • Carolyn Peck, 1987-88
	'25-26	21 • Aiyana Mitchell
Career	1.	413 • Heidi Gillingham, 1991-94
	9.	127 • Karen Booker, 1984-87
	10.	124 • Sacha Washington, 2022-present
	Active	124 • Sacha Washington, 2022-present

### Points Per Game

Season	1.	25.2 (855 pts) • Wendy Scholtens, 1989-90
	2.	23.3 (769 pts) • Mikayla Blakes, 2024-25
	10.	20.4 • Sheri Sam, 1995-96/Jackie Cowan, 1985-86
	'25-26	25.2 (378 pts) • Mikayla Blakes
Career (Min. 100 GP)	1.	21.3 (122 GP) • Wendy Scholtens, 1988-91
	10.	12.8 (119 GP) • Karen Booker, 1984-87
	Active	10.1 (114 GP) • Sacha Washington, 2022-present

### Games Played

Career	1.	137 • Jessica Mooney, 2007-10
	.	137 • Chantelle Anderson, 2000-03
	7.	132 • Six times, Last: Tiffany Clarke, 2010-13
	Active	114 • <i>Sacha Washington, 2022-present</i>

### Minutes Played

Game	1.	50 • Karen McGinn vs. Auburn, 12.13.78
	.	50 • Ann Morrow vs. Auburn, 12.13.78
	9.	46 • Chavonne Hammond vs. Kansas, 3.18.00
		46 • Ashley Smith vs. George Washington, 12.22.98
	'25-26	40 • Mikayla Blakes: 3x, Last: LSU, 1.4.26 Aubrey Galvan vs. BYU, 11.29.25
Season	1.	1,298 • Ashley McElhiney, 2001-02
	10.	1,179 • Zuzi Klimesova, 2000-01
	'25-26	492 • Aubrey Galvan
Career	1.	4,626 • Jasmine Lister, 2011-14
	10.	3,779 • Christina Werth, 2006-09
	Active	2,781 • Sacha Washington, 2022-present





## THE LAST TIME WHEN...

## SCORING

Less than 40 pts	31 • East Tennessee St. • Johnson City, Tenn. • 12.01.22
40-49 pts	49 • Texas A&M • College Station, Texas • 02.15.24
Less than 50 pts & Won	49 • Texas A&M • College Station, Texas • 02.15.24
90-99 pts	96 • Texas Southern • Nashville, Tenn. • 12.20.25
100+ pts (regulation)	109 • Stonehill • Nashville, Tenn. • 12.28.25
100+ pts	109 • Stonehill • Nashville, Tenn. • 12.28.25

## OPPONENT SCORING

Less than 35 pts	35 • UAlbany • Nashville, Tenn. • 12.18.25
Less than 40 pts	38 • Alabama State • Nashville, Tenn. • 11.21.25
40-49 pts	46 • Texas Southern • Nashville, Tenn. • 12.20.25
Less than 50 pts & Won	44 • East Tennessee St. • Johnson City, Tenn. • 12.01.22
90-99 pts	96 • Kentucky • Nashville, Tenn. • 01.05.25
100+ pts (regulation)	101 • Oklahoma • Norman, Okla. • 02.20.25
100+ pts	101 • Oklahoma • Norman, Okla. • 02.20.25

## FIELD GOAL PERCENTAGE

20.0%-29.9%	27.9% (19-68) • Florida • Gainesville, Fla. • 1.22.23
30.0%-39.9%	35.1% (20-57) • LSU • Nashville, Tenn. • 01.04.26
30.0%-39.9% & Won	35.1% (20-57) • LSU • Nashville, Tenn. • 01.04.26
50.0%-59.9%	56.6% (43-76) • Tennessee State • Nashville, Tenn. • 11.23.25
60.0% or higher	69.8% (44-63) • Stonehill • Nashville, Tenn. • 12.28.25

## OPPONENT FIELD GOAL PERCENTAGE

20.0%-29.9%	26.3% (15-57) • Texas Southern • Nashville, Tenn. • 12.20.25
20.0%-29.9% & won	27.4% (17-62) • East Tenn. St. • Johnson City, Tenn. • 12.1.22
30.0%-39.9%	39.2% (20-51) • Stonehill • Nashville, Tenn. • 12.28.25
30.0%-39.9% & won	38.9% (35-90) • Mississippi State • Nashville, Tenn. • 02.13.25
50.0%-59.9%	54.7% (35-64) • South Carolina • Greenville, S.C. • 03.07.25
50.0%-59.9% & lost	51.6% (33-64) • Auburn • Auburn, Ala. • 02.16.25
60.0% or higher	66.7% (28-42) • Georgia • Nashville, Tenn. • 2.5.23

## FREE THROW PERCENTAGE

Less than 50.0%	37.5% (3-8) • South Florida • Tampa, Fla. • 11.14.24
90.0%-99.9%	94.4% (17-18) • Stonehill • Nashville, Tenn. • 12.28.25
1.000%	15-15 • South Florida • Tampa, Fla. • 12.15.25
1.000% w/ 10 or more makes	15-15 • South Florida • Tampa, Fla. • 12.15.25

## OPPONENT FREE THROW PERCENTAGE

Less than 50.0%	0.0% (0-2) • South Florida • Tampa, Fla. • 12.15.25
90.0%-99.9%	92.3% (12-13) • Texas Southern • Nashville, Tenn. • 12.20.25
1.000%	3-3 • South Florida • Tampa, Fla. • 11.14.24
1.000% w/ 10 or more makes	12-12 • Texas A&M • College Station, Texas • 2.10.22

## BASKETS MADE

40+ field goals made	44 • Stonehill • Nashville, Tenn. • 12.28.25
10-14 3-point field goals made	10 • LSU • Nashville, Tenn. • 01.04.26
15+ 3-point field goals made	18 • Texas Southern • Nashville, Tenn. • 12.20.25
Did not make a 3-pointer	0-9 • Butler • Indianapolis • 12.7.23
Made 20+ free throws	29 (29-32) • Auburn • Auburn, Ala. • 02.16.25
Made less than five free throws	3 (3-8) • South Florida • Tampa, Fla. • 11.14.24
Made 5-10 free throws	10 (10-16) • Arkansas • Fayetteville, Ark. • 01.01.26

## OPPONENT BASKETS MADE

40+ field goals made	42 • South Carolina • Nashville, Tenn. • 1.14.21
10-14 3-point field goals made	12 • BYU • St. Thomas, USVI. • 11.29.25
15+ 3-point field goals made	15 • Kentucky • Nashville, Tenn. • 01.05.25
Did not make a 3-pointer	0-8 • Ole Miss • Nashville, Tenn. • 2.20.22
Made 20+ free throws	22 (22-26) • Texas • Austin, Texas • 02.06.25
Made less than five free throws	3 (3-6) • Stonehill • Nashville, Tenn. • 12.28.25
Made 5-10 free throws	8 (8-13) • LSU • Nashville, Tenn. • 01.04.26

## REBOUNDS

10-20 rebounds	20 • Georgia • Nashville, Tenn. • 2.5.23
21-29 rebounds	28 • LSU • Nashville, Tenn. • 01.04.26
40-44 rebounds	41 • South Florida • Tampa, Fla. • 12.15.25
45-49 rebounds	47 • Texas Southern • Nashville, Tenn. • 12.20.25
50+ rebounds	51 • West Georgia • Nashville, Tenn. • 12.21.24
20+ rebound margin	+27 • Austin Peay • Nashville, Tenn. • 11.08.24
30+ rebound margin	+30 • Samford • Nashville, Tenn. • 11.22.24

## OPPONENT REBOUNDS

20-24 rebounds	24 • Miami • Coral Gables, Fla. • 12.04.24
25-29 rebounds	27 • Western Ky. • Bowling Green, Ky. • 11.19.25
40-44 rebounds	42 • Oregon State • St. Thomas, USVI. • 11.27.25
45-49 rebounds	48 • LSU • Nashville, Tenn. • 01.04.26
50+ rebounds	54 • Oklahoma • Norman, Okla. • 02.20.25
60+ rebounds	65 • Mississippi State • Nashville, Tenn. • 02.13.25
20+ rebound margin	+25 • Oklahoma • Norman, Okla. • 02.20.25

## STEALS

0-5 steals	5 • South Carolina • Greenville, S.C. • 03.07.25
10-15 steals	14 • LSU • Nashville, Tenn. • 01.04.26
16-19 steals	18 • Tennessee State • Nashville, Tenn. • 11.23.25
20+ steals	26 • Stonehill • Nashville, Tenn. • 12.28.25

## OPPONENT STEALS

0-5 steals	5 • Stonehill • Nashville, Tenn. • 12.28.25
10-15 steals	10 • Virginia • Nashville, Tenn. • 12.03.25
15-19 steals	17 • Florida • Nashville, Tenn. • 1.7.24
20+ steals	22 • UCLA • Boston, Mass. • 11.26.95

## ASSISTS

0-9 assists	8 • Texas • Austin, Texas • 02.06.25
15-19 assists	19 • Arkansas • Fayetteville, Ark. • 01.01.26
20-25 assists	24 • Texas Southern • Nashville, Tenn. • 12.20.25
25-29 assists	27 • Stonehill • Nashville, Tenn. • 12.28.25
30-plus assists	33 • Tennessee State • Nashville, Tenn. • 11.23.25

## OPPONENT ASSISTS

0-9 assists	5 • Arkansas • Fayetteville, Ark. • 01.01.26
15-19 assists	15 • LSU • Nashville, Tenn. • 01.04.26
20-25 assists	25 • Oklahoma • Norman, Okla. • 02.20.25
26-30 assists	26 • Ole Miss • Oxford, Miss. • 01.09.25

## TURNOVERS

5-10 turnovers	9 • South Florida • Tampa, Fla. • 12.15.25
20-24 turnovers	20 • Austin Peay • Clarksville, Tenn. • 11.12.25
25-29 turnovers	29 • Ole Miss • Oxford, Miss. • 01.09.25
30-40 turnovers	37 • UCLA • Boston, Mass. • 11.26.95

## OPPONENT TURNOVERS

5-10 turnovers	10 • Tennessee • Nashville, Tenn. • 01.19.25
20-24 turnovers	22 • LSU • Nashville, Tenn. • 01.04.26
25-29 turnovers	29 • Tennessee State • Nashville, Tenn. • 11.23.25
30-40 turnovers	35 • Stonehill • Nashville, Tenn. • 12.28.25

## BLOCKED SHOTS

0 Blocks	0 • South Carolina • Nashville, Tenn. • 02.23.25
5-9 blocked shots	6 • Texas Southern • Nashville, Tenn. • 12.20.25

## OPPONENT BLOCKED SHOTS

0 Blocks	0 • Texas Southern • Nashville, Tenn. • 12.20.25
5-9 blocked shots	5 • South Carolina • Greenville, S.C. • 03.07.25
10+ blocked shots	14 • South Carolina • Nashville, Tenn. • 1.19.23

## MARGIN OF VICTORY

1 point	vs. Tennessee (71-7) • Nashville, Tenn. • 01.19.25
2 points	at Arkansas (66-64) • Tuscaloosa, Ala. • 01.26.25
10-19 points	17 • Arkansas (88-71) • Fayetteville, Ark. • 01.01.26
20-30 points	29 • UAlbany (64-35) • Nashville, Tenn. • 12.18.25
Back-to-back 20+ points	50 • Texas Southern (96-46) • Nashville, Tenn. • 12.20.25 59 • Stonehill (109-50) • Nashville, Tenn. • 12.28.25
30-39 points	38 • Western Kentucky (87-49) • Bowling Green, Ky. • 11.10.25
Back-to-back 30+ points	50 • Texas Southern (96-46) • Nashville, Tenn. • 12.20.25 59 • Stonehill (109-50) • Nashville, Tenn. • 12.28.25
40-49 points	48 • Furman (96-48) • Nashville, Tenn. • 11.10.25
Back-to-back 40+ points	50 • Texas Southern (96-46) • Nashville, Tenn. • 12.20.25 59 • Stonehill (109-50) • Nashville, Tenn. • 12.28.25
50-59 points	59 • Stonehill (109-50) • Nashville, Tenn. • 12.28.25
Back-to-back 50+ points	50 • Texas Southern (96-46) • Nashville, Tenn. • 12.20.25 59 • Stonehill (109-50) • Nashville, Tenn. • 12.28.25
60-69 points	66 • Evansville (106-40) • Nashville, Tenn. • 12.14.24
70+ points	70 • Hampton (116-46) • Nashville, Tenn. • 11.29.98
Single-overtime win	at Auburn (98-88) • Auburn, Ala. • 02.16.25
Double-overtime win	at Florida (106-98) • Gainesville, Fla. • 2.6.11
Triple-overtime win	NEVER OCCURRED

## OPPONENT MARGIN OF VICTORY

1 point	vs. Florida (53-52) • Greenville, S.C. • 3.3.22
2 points	vs. Missouri (65-63) • Nashville, Tenn. • 1.14.24
10-19 points	15 • Ole Miss (76-61) • Nashville, Tenn. • 02.02.25
20-30 points	21 • South Carolina (84-63) • Greenville, S.C. • 03.07.25
Back-to-back 20+ points	20 (101-81) • Oklahoma • Norman, Okla. • 02.20.25 28 • South Carolina (82-54) • Nashville, Tenn. • 02.23.25
30-39 points	37 • Alabama (98-61) • Tuscaloosa, Ala. • 1.26.20
40-49 points	48 • South Carolina (96-48) • Nashville, Tenn. • 1.19.23
50-59 points	55 • South Carolina (85-30) • Columbia, S.C. • 01.24.22
60-69 points	63 • South Carolina (106-43) • Nashville, Tenn. • 01.14.21
70+ points	NEVER OCCURRED
Single-overtime win	Alabama (77-71) • Nashville, Tenn. • 2.6.22
Double-overtime win	Mississippi State (85-77) • Nashville, Tenn. • 02.13.25
Triple-overtime win	NEVER OCCURRED







## LAST TIME...

**A DORE SCORED 20 OR MORE PTS**

Mikayla Blakes • 32 Pts vs. LSU • 01.04.26

**TWO DORES SCORED 20 OR MORE PTS**

Justine Pissott • 25 Pts vs. Texas Southern • 12.20.25

Mikayla Blakes • 23 Pts vs. Texas Southern • 12.20.25

**AN OPPONENT SCORED 20 OR MORE PTS**

Taleyah Jones • Arkansas • 24 Pts • 01.01.26

**TWO OPPONENTS SCORED 20 OR MORE PTS**

Yuting Deng • Auburn • 27 Pts • 02.16.25

DeYona Gaston • Auburn • 25 Pts • 02.16.25

**A DORE SCORED 30 OR MORE PTS**

Mikayla Blakes • 32 Pts vs. LSU • 01.04.26

**A DORE SCORED 40 OR MORE PTS**

Mikayla Blakes • 55 Pts at Auburn • 02.16.25

**A DORE SCORED 50 OR MORE PTS**

Mikayla Blakes • 55 Pts at Auburn • 02.16.25

**AN OPP. SCORED 30 OR MORE PTS**

Raegan Beers • Oklahoma • 30 Pts • 02.20.25

**A DORE COLLECTED 15 OR MORE REBS**

Khamil Pierre • 15 Reb vs. Tennessee • 03.06.25

**AN OPP. COLLECTED 15 OR MORE REBS**

Madina Okot • Mississippi State • 23 Reb • 02.13.25

**A DORE COLLECTED 10 OR MORE AST**

Aubrey Galvan • 11 Ast vs. Texas Southern • 12.20.25

**AN OPP. COLLECTED 10 OR MORE AST**

Mar'shaun Bostic • Auburn • 11 Ast • 02.16.25

**A DORE HAD FIVE OR MORE STL**

Jada Brown • 6 Stl vs. Stonehill • 12.28.25

M. Blakes/A. Galvan • 5 Stl vs. Stonehill • 12.28.25

**AN OPP. COLLECTED FIVE OR MORE STL**

Rori Harmon • Texas • 5 Stl • 02.06.25

**A DORE HAD FIVE OR MORE BLK**

Sacha Washington • 6 Blk vs. Dayton • 12.20.23

**AN OPP. COLLECTED FIVE OR MORE BLK**

L'or Mputu • South Florida • 6 Blk • 11.14.24

**A DORE MADE 10-PLUS FG**

Mikayla Blakes • 10 FGM vs. LSU • 01.04.26

**A DORE MADE 10-PLUS FG IN BACK-TO-BACK GAMES**

Mikayla Blakes (2) • 13 FGM at Arkansas • 01.01.26

10 FGM vs. LSU • 01.04.26

**AN OPP. MADE 10 OR MORE FG**

Stefanie Ingram • South Florida • 10 FGM • 12.15.25

**A DORE ATTEMPTED 20 OR MORE FG**

Mikayla Blakes • 25 FTA vs. LSU • 01.04.26

**AN OPP. ATTEMPTED 20 OR MORE FG**

Yutling Deng • Auburn • 26 FGA • 02.16.25

**A DORE MADE 10 OR MORE FREE THROWS**

Mikayla Blakes • 12 FTM vs. Virginia • 12.03.25

**A DORE MADE 20 OR MORE FREE THROWS**

Mikayla Blakes • 23 FTM at Auburn • 02.16.25

**AN OPP. MADE 10 OR MORE FREE THROWS**

Diamond Battles • Georgia • 10 FTM • 2.5.23

**A DORE MADE 5 OR MORE 3-PT FG**

Justine Pissott • 7 3-Pt FGM vs. TX Southern • 12.20.25

**AN OPP. MADE 5 OR MORE 3-PT FG**

Taleyah Jones • Arkansas • 5 3-Pt FGM • 01.01.26

**VANDY HAD 5 OR PLAYERS IN DBL FIGURES**

Six Players • vs. Stonehill • 12.28.25

**AN OPP. HAD 5 OR PLAYERS IN DBL FIGURES**

Ole Miss • Five Players • 01.09.25

**VANDY PLAYER HAD A DOUBLE-DOUBLE**

Sacha Washington • 13 pts, 13 reb at Arkansas • 01.01.26

**A DORE HAD CONSECUTIVE DOUBLE-DOUBLES**

Khamil Pierre (2) • 16 pts, 15 reb vs. Tennessee • 03.06.25

17 pts, 10 reb vs. South Carolina • 03.07.25

**AN OPP. HAD A DOUBLE-DOUBLE**

Ally Schimel • Oregon State • 15 pts, 10 reb • 11.27.25

**VANDY HAD 2 PLAYERS POST A DOUBLE-DOUBLE**

vs. Tennessee State • 11.23.25

Aubrey Galvan • 16 pts, 15 ast

Sacha Washington • 13 pts, 10 reb

**AN OPP. HAD 2 PLAYERS POST A DOUBLE-DOUBLE**

Ivy Wolf, Dayton • 23 pts, 10 reb • 12.19.24

Arianna Smith, Dayton • 16 pts, 12 reb • 12.19.24

**VANDY HAD 3 PLAYERS POST A DOUBLE-DOUBLE**

vs. Western Kentucky • 11.15.23

Sacha Washington • 18 pts, 10 reb

Jordyn Oliver • 15 pts, 10 reb

Jordyn Cambridge • 11 pts, 13 reb

**VANDY PLAYER HAD A TRIPLE-DOUBLE**

Jordyn Cambridge • vs. Texas A&amp;M • 3.2.23

15 reb, 13 pts, 10 ast

**ALL VANDY PLAYERS THAT PLAYED SCORED**

12 Players vs. Texas Southern • 12.20.25

## RECORD WHEN...

**2025-26 OVERALL****15-0**

AT HOME

9-0

ON THE ROAD

3-0

NEUTRAL GAMES

3-0

IN OVERTIME

0-0

IN DOUBLE OVERTIME

0-0

AFTER A WIN

14-0

AFTER A LOSS

0-0

LEADING AFTER 1ST QUARTER

11-0

TRAILING AFTER 1ST QUARTER

3-0

TIED SCORE AFTER 1ST QUARTER

1-0

LEADING AT HALFTIME

13-0

TRAILING AT HALFTIME

2-0

TIED AT HALFTIME

0-0

LEADING AFTER 3RD QUARTER

14-0

TRAILING AFTER 3RD QUARTER

1-0

TIED SCORE AFTER 3RD QUARTER

0-0

OUTSCORING OPP. IN 2ND HALF

15-0

OUTSCORED BY OPP. IN 2ND HALF

0-0

SCORING SAME PTS IN 2ND HALF

0-0

LEADING WITH 5 MIN. REMAINING

14-0

TRAILING WITH 5 MIN. REMAINING

1-0

TIED WITH 5 MIN. REMAINING

0-0

SCORING FEWER THAN 50 POINTS

0-0

SCORING 50-59 POINTS

0-0

SCORING 60-69 POINTS

2-0

SCORING 70-79 POINTS

2-0

SCORING 80-89 POINTS

6-0

SCORING 90-99 POINTS

4-0

SCORING 100+ POINTS

1-0

ALLOWING 39-OR-FEWER POINTS

2-0

ALLOWING 40-49 POINTS

4-0

ALLOWING 50-59 POINTS

2-0

ALLOWING 60-69 POINTS

5-0

ALLOWING 70-79 POINTS

2-0

ALLOWING 80-89 POINTS

0-0

ALLOWING 90-OR-MORE POINTS

0-0

GAME DECIDED BY 1-POINT

0-0

GAME DECIDED BY 2-3 POINTS

0-0

GAME DECIDED BY 4-5 POINTS

1-0

GAME DECIDED BY 6-9 POINTS

1-0

GAME DECIDED BY 10-19 POINTS

4-0

GAME DECIDED BY 20-29 POINTS

3-0

GAME DECIDED BY 30-39 POINTS

0-0

GAME DECIDED BY 40-49 POINTS

2-0

GAME DECIDED BY 50-59 POINTS

4-0

GAME DECIDED BY 60+ POINTS

0-0

HIGHER FIELD GOAL PERCENTAGE

9-0

LOWER FIELD GOAL PERCENTAGE

6-0

SAME FIELD GOAL PERCENTAGE

0-0

SHOOTING LESS THAN 30%

0-0

SHOOTING 30-39%

2-0

SHOOTING 40-49%

11-0

SHOOTING 50+%

2-0

OPP. SHOOTING LESS 30%

4-0

OPP. SHOOTING 30-39%

5-0

OPP. SHOOTING 40-49%

6-0

OPP. SHOOTING 50+%

0-0

MORE MADE 3-PT THAN OPP.

11-0

FEWER MADE 3-PT THAN OPP.

3-0

SAME 3-PT MAKES AS OPP.

1-0

MAKING FEWER THAN FIVE 3-PT FG

1-0

MAKING BETWEEN 5-9 3-PT FG

5-0

MAKING 10-14 3-PT FG

8-0

MAKING 15+ 3-PT FG

1-0

ALLOWING FEWER THAN 5 3-PT FG

3-0

ALLOWING BETWEEN 5-9 3-PT FG

10-0

ALLOWING 10+ 3-PT FG

1-0

MAKING MORE FREE THROWS

11-0

MAKING FEWER FREE THROWS

3-0

MAKING SAME FREE THROWS

1-0

MAKING FEWER THEN 10 FREE THROWS

2-0

MAKING 10-19 FREE THROWS

13-0

MAKINGS 20+ FREE THROWS

0-0

OPP. MAKES 0-10 FREE THROWS

11-0

OPP. MAKES 10-19 FREE THROWS

4-0

OPP. MAKES 20+ FREE THROWS

0-0

OUTREBOUNDING OPP.

11-0

OUT REBOUNDED BY OPP.

4-0

SAME TOTAL OF REBOUNDS

0-0

FEWER THAN 10 ASSISTS

0-0

10-19 ASSISTS

9-0

20+ ASSISTS

6-0

NO BLOCKS

0-0

1-4 BLOCKS

6-0

5+ BLOCKS

9-0

COMMITTING FEWER TURNOVERS

14-0

COMMITTING MORE TURNOVERS

1-0

COMMITTING SAME TURNOVERS

0-0

FORCING FEWER THAN 10 TURNOVERS

0-0

FORCING 10-19 TURNOVERS

4-0

FORCING 20-29 TURNOVERS

10-0

FORCING 30+ TURNOVERS

1-0

IN DAY GAMES

8-0

IN NIGHT GAMES

7-0

ON SUNDAY

2-0

ON MONDAY

3-0

ON TUESDAY

0-0

ON WEDNESDAY

3-0

ON THURSDAY

3-0

ON FRIDAY

1-0

ON SATURDAY

3-0

IN NOVEMBER

8-0

IN DECEMBER

5-0

IN JANUARY

2-0

IN FEBRUARY

0-0

IN MARCH

0-0

VS. SEC

2-0

VS. SEC AT MEMORIAL GYM

1-0

VS. SEC ON THE ROAD

1-0

VS. RANKED OPPONENTS

1-0

VS. OPPONENTS RECEIVING

0-0

WINNING THE OPENING TIP

9-0

LOSING THE OPENING TIP

6-0

WEARING WHITE

9-0

WEARING VANDY SCRIPT WHITE

2-0

WEARING GRAY

1-0

WEARING GOLD

1-0





## 2025-26 GAME LEADERS

OPPONENT	DATE	SCORE	W/L	POINTS	REBOUNDS	ASSISTS	STEALS	BLOCKS
vs. California	11-03-25	74-65	W	Blakes (27)	Mitchell (10)	Galvan (7)	Washington (4)	Mitchell/Pissott (3)
Furman	11-10-25	96-48	W	Mwenentanda (16)	Galvan (7)	Galvan (8)	Blakes (4)	Blakes/Makurat (1)
at Austin Peay	11-12-25	75-65	W	Blakes (26)	Washington (10)	Pissott (4)	Washington (3)	Washington (2)
at Western Kentucky	11-19-25	87-49	W	Blakes (30)	Blakes (10)	Galvan (8)	Blakes (6)	Del Rosario (3)
Alabama State	11-21-25	92-38	W	Makurat (21)	Washington (7)	Galvan (8)	Blakes (4)	Del Rosario/Washington (2)
Tennessee State	11-23-25	99-43	W	Blakes (24)	Washington (10)	Galvan (15)	Galvan (9)	Del Rosario/Mitchell/Washington (2)
vs. Oregon State	11-27-25	88-66	W	Blakes (35)	Pissott/Washington (6)	Blakes/Pissott (4)	Galvan (6)	Mitchell (2)
vs. BYU	11-29-25	84-71	W	Blakes (27)	Washington (12)	Blakes/Washington (6)	Blakes/Galvan (3)	Washington (1)
Virginia	12-03-25	81-68	W	Blakes (28)	Blakes/Mwenentanda/Washington (7)	Galvan (8)	Blakes (4)	Mitchell (3)
at South Florida	12-15-25	87-58	W	Blakes (19)	Blakes/Pissott/Washington (6)	Galvan (8)	Blakes (3)	Mitchell (2)
UAlbany	12-18-25	64-35	W	Blakes (17)	Galvan/Mitchell (6)	Blakes/Galvan (4)	Blakes (6)	Mitchell (4)
Texas Southern	12-20-25	96-46	W	Pissott (25)	Mitchell (10)	Galvan (11)	Black/Blakes/Mitchell (3)	Mwenentanda (3)
Stonehill	12-28-25	109-50	W	Blakes (21)	Black/Washington (5)	Blakes/Galvan (7)	Brown (6)	Del Rosario (1)
at Arkansas	01-01-26	88-71	W	Blakes (35)	Washington (13)	Blakes (8)	Blakes/Galvan (3)	Washington (3)
LSU	01-04-26	65-61	W	Blakes (32)	Washington (7)	Blakes (4)	Mitchell (4)	Washington (3)
Missouri	01-08-26							
at Texas A&M	01-11-26							
at Mississippi State	01-15-26							
vs. Michigan	01-19-26							
Auburn	01-22-26							
at South Carolina	01-25-26							
at Ole Miss	01-29-26							
Florida	02-01-26							
at Kentucky	02-05-26							
Oklahoma	02-09-26							
Texas	02-12-26							
at Georgia	02-15-26							
Kentucky	02-22-26							
Alabama	02-26-26							
at Tennessee	03-01-26							

## POINTS

Mikayla Blakes	12 (12-0)
Aga Makurat	1 (1-0)
Ndjakalenga Mwenentanda	1 (1-0)
Justine Pissott	1 (1-0)

## REBOUNDS

Sacha Washington	10 (10-0)
Mikayla Blakes	3 (3-0)
Aiyana Mitchell	3 (3-0)
Justine Pissott	2 (2-0)
Aubrey Galvan	2 (2-0)
Ava Black	1 (1-0)
Ndjakalenga Mwenentanda	1 (1-0)

## ASSISTS

Aubrey Galvan	10 (10-0)
Mikayla Blakes	6 (6-0)
Justine Pissott	2 (2-0)
Sacha Washington	2 (2-0)

## STEALS

Mikayla Blakes	9 (9-0)
Aubrey Galvan	4 (4-0)
Aiyana Mitchell	2 (2-0)
Sacha Washington	2 (2-0)
Ava Black	1 (1-0)
Jada Brown	1 (1-0)

## BLOCKS

Aiyana Mitchell	6 (6-0)
Sacha Washington	6 (6-0)
Aalyah Del Rosario	4 (4-0)
Mikayla Blakes	1 (1-0)
Aga Makurat	1 (1-0)
Ndjakalenga Mwenentanda	1 (1-0)
Justine Pissott	1 (1-0)

## 2025-26 GAME HIGHS &amp; LOWS

## HIGHS

Points	109	vs. Stonehill (12/28/25)
FG Made	44	vs. Stonehill (12/28/25)
FG Attempts	76	vs. Tennessee State (11/21/25)
3-Pt FG Made	18	vs. Texas Southern (12/20/25)
3-PT FG Attempts	41	vs. Texas Southern (12/20/25)
FT Made	19	vs. Alabama State (11/21/25)
		vs. Virginia (12/03/25)
FT Attempts	26	vs. LSU (01/04/26)
Rebounds	49	vs. California (11/3/25)
Assists	33	vs. Tennessee State (11/21/25)
Steals	26	vs. Stonehill (12/28/25)
Blocks	9	vs. Tennessee State (11/21/25)
Turnovers	20	at Austin Peay (11/12/25)
Fouls	19	at Austin Peay (11/12/25)

## LOWS

Points	64	vs. UAlbany (12/18/25)
FG Made	20	vs. LSU (01/04/26)
FG Attempts	55	at Austin Peay (11/12/25)
		vs. UAlbany (12/18/25)
3-Pt FG Made	4	vs. Stonehill (12/28/25)
3-PT FG Attempts	11	vs. Stonehill (12/28/25)
FT Made	5	vs. Tennessee State (11/21/25)
FT Attempts	10	vs. Tennessee State (11/21/25)
Rebounds	28	vs. LSU (01/04/26)
Assists	12	vs. LSU (01/04/26)
Steals	6	at Austin Peay (11/12/25)
Blocks	1	vs. Stonehill (12/28/25)
Turnovers	7	vs. Alabama State (11/21/25)
		vs. Oregon State (11/27/25)
Fouls	9	vs. South Florida (12/15/25)





BENCH PRODUCTION

Game	VU-OPP	Diff.	Top Bench Scorer
vs. California	14-5	+9	Aiyana Mitchell, 12
Furman	33-26	+7	Aiyana Mitchell, 12
at Austin Peay	13-20	-7	Aiyana Mitchell, 10
at Western Ky.	18-17	+1	Aga Makurat, 7
Alabama St.	50-16	+34	Aga Makurat, 21
Tennessee St.	32-18	+14	Aiyana Mitchell, 8
vs. Oregon St.	14-22	-8	Jada Brown, 9
vs. BYU	12-14	-2	Jada Brown, 8
Virginia	8-20	-12	Aiyana Mitchell, 8
South Florida	18-17	+1	Aiyana Mitchell, 8
UAlbany	21-3	+18	Aiyana Mitchell, 14
TX Southern	39-23	+16	Aga Makurat, 13
Stonehill	41-9	+32	Aiyana Mitchell, 16
at Arkansas	16-27	-11	Aiyana Mitchell, 7
LSU	6-22	-16	Jada Brown, 4
Total	335-259	+76	Aiyana Mitchell, 118 pts
AVG.	22.3-17.3	+5.1	Aiyana Mitchell, 7.9 ppg

SPECIALTY STATS

Team	Off. TO	PAINT	2nd CHANCE	FAST BREAK
vs. California	19-13	40-34	25-15	14-6
Furman	41-5	50-14	12-5	22-4
at Austin Peay	13-22	32-28	14-7	8-9
at Western Ky.	25-6	36-20	24-9	10-5
Alabama State	38-4	34-10	17-1	11-0
Tennessee St.	38-9	64-22	20-12	31-10
vs. Oregon St.	27-12	30-36	6-13	13-2
vs. BYU	30-4	30-22	4-10	14-13
Virginia	28-19	28-34	6-7	14-21
South Florida	28-8	28-28	13-4	12-13
UAlbany	25-6	30-4	11-14	14-0
TX Southern	28-7	28-18	11-4	24-12
Stonehill	46-13	64-18	12-8	31-2
at Arkansas	32-14	40-30	11-6	16-18
LSU	15-19	16-30	21-20	0-11
Total	433-161	550-348	207-135	234-126
AVG.	28.9-10.7	36.7-23.2	13.8-9.0	15.5-8.4

2025-26 GAME-BY-GAME STATS

				Total		3-Pointers		Free throws		Rebounds											
Opponent	Date	Score		FG-FGA	PCT	3FG-3FGA	PCT	FT-FTA	PCT	OFF	DEF	TOT	AVG	PF	A	TO	BLK	STL	PTS	AVG	
vs California	11/03/2025	74-65	W	29-75	.387	6-22	.273	10-16	.625	27	22	49	49.0	17	15	14	8	15	74	74.0	
Furman	11/10/2025	96-48	W	37-66	.561	10-25	.400	12-22	.545	11	26	37	43.0	16	28	12	2	14	96	85.0	
at Austin Peay	11/12/2025	75-65	W	26-55	.473	8-21	.381	15-25	.600	15	25	40	42.0	19	15	20	6	6	75	81.7	
at Western Ky.	11/19/2025	87-49	W	33-75	.440	12-33	.364	9-12	.750	25	23	48	43.5	17	19	12	8	19	87	83.0	
Alabama St.	11/21/2025	92-38	W	31-73	.425	11-30	.367	19-25	.760	18	30	48	44.4	15	22	7	6	15	92	84.8	
Tennessee St.	11/23/2025	99-43	W	43-76	.566	8-21	.381	5-10	.500	15	30	45	44.5	11	33	15	9	18	99	87.2	
vs Oregon St.	11/27/2025	88-66	W	32-68	.471	12-26	.462	12-17	.706	10	21	31	42.6	15	15	7	5	12	88	87.3	
vs BYU	11/29/2025	84-71	W	30-73	.411	11-34	.324	13-14	.929	16	21	37	41.9	11	21	5	1	8	84	86.9	
Virginia	12/03/2025	81-68	W	27-59	.458	8-23	.348	19-21	.905	10	24	34	41.0	13	19	14	5	11	81	86.2	
South Fla.	12/15/2025	87-58	W	30-71	.423	12-37	.324	15-15	1.000	16	25	41	41.0	9	24	9	4	9	87	86.3	
UAlbany	12/18/2025	64-35	W	25-55	.455	6-18	.333	8-14	.571	9	25	34	40.4	15	15	10	6	13	64	84.3	
Texas Southern	12/20/2025	96-46	W	32-67	.478	18-41	.439	14-17	.824	15	32	47	40.9	16	24	18	6	13	96	85.3	
Stonehill	12/28/2025	109-50	W	44-63	.698	4-11	.364	17-18	.944	8	22	30	40.1	11	27	14	1	26	109	87.1	
at Arkansas	01/01/2026	88-71	W	33-72	.458	12-34	.353	10-16	.625	16	21	37	39.9	16	19	11	4	11	88	87.1	
LSU	01/04/2026	65-61	W	20-57	.351	10-27	.370	15-26	.577	14	14	28	39.1	13	12	12	4	14	65	85.7	
Total		1285		472-1005	.470	148-403	.367	193-268	.720	225	361	586	39.1	214	308	180	75	204	1285	85.7	
Opponents		834		311-834	.373	92-314	.293	120-185	.649	176	335	511	34.1	250	161	340	33	88	834	55.6	

Vanderbilt Averages

Games Played	Points/game	FG Pct	3FG Pct	FT Pct	Rebounds/game	Assists/game	Turnovers/game	Assist/Turnover ratio	Steals/game	Blocks/game
15	85.7	47.0	36.7	72.0	39.1	20.5	12.0	1.7	13.6	5.0







2025-26 GAME COMPARISON

Opponent	1st	2nd	3rd	4th	Final	Mar	Total FG	FG Pct	3-Pointers	3FG Pct	Free Throws	FT Pct	Rebs	Mar	Ast	TOver	Block	Steal	Fouls
vs. California	18-18	<b>13</b> -15	24-9	19-23	74-65	<b>+9</b>	29-75/26- <b>67</b>	<b>.387</b> /.388	6-22/7- <b>28</b>	<b>.273</b> /.250	10-16/6-13	.625/.462	<b>49</b> /41	+8	<b>15</b> /18	14/17	8/ <b>4</b>	15/8	17/14
Furman	21-13	22-9	28-10	25-16	96-48	+48	37-66/17-51	.561/.333	10-25/7-21	.400/.333	12-22/7- <b>21</b>	.561/.333	37/28	+9	28/9	12/28	2/2	14/5	16/21
at Austin Peay	21-19	17-14	25-18	<b>12</b> -14	75-65	+10	26- <b>55</b> /22-55	.473/.393	8-21/6-24	.381/.250	15- <b>25</b> /15-20	.600/.750	40/28	+12	<b>15</b> /11	<b>20</b> /15	6/ <b>0</b>	<b>6</b> /6	<b>19</b> /21
at Western Ky.	23-11	23-13	24-15	17-10	87-49	+38	33-67/18-55	.493/.327	12-31/6-18	.387/.333	9-12/7-11	.750/.636	43/27	<b>+16</b>	16/10	13/24	6/3	18/7	16/21
Alabama State	24-9	26-13	<b>27</b> -6	15-10	92-38	+54	31-73/13- <b>48</b>	.425/.271	11-30/5-18	.367/.278	<b>19</b> -25/7-14	.760/.500	48/36	+12	22/6	7/25	6/3	15/4	15/ <b>22</b>
Tennessee St.	31-6	<b>25</b> -4	25-17	18-16	99-43	+56	43- <b>76</b> /15-56	.566/.268	8-21/ <b>3</b> -21	.381/. <b>143</b>	<b>5</b> -10/10-15	<b>.500</b> /.667	45/31	+14	<b>33</b> /8	15/29	<b>9</b> /1	18/6	11/13
vs. Oregon St.	26-13	<b>17</b> - <b>25</b>	<b>30</b> -9	15-19	88-66	+22	32-68/26-61	.471/.426	12-26/7-22	<b>.462</b> /.318	12-17/7-9	.706/.778	<b>31</b> / <b>42</b>	<b>-9</b>	<b>15</b> /12	7/21	5/2	12/ <b>3</b>	15/ <b>11</b>
vs. BYU	<b>16</b> - <b>28</b>	24-11	24-16	20-16	84- <b>71</b>	+13	30-73/25-56	.411/.446	11-34/ <b>12</b> - <b>28</b>	.324/. <b>429</b>	13-14/9-14	.929/.643	37/39	-2	21/14	<b>5</b> /19	<b>1</b> /2	8/4	11/16
Virginia	18-19	16-11	29-11	<b>18</b> -27	81-68	+13	27-59/ <b>27</b> -58	.458/.466	8-23/8-21	.348/.381	<b>19</b> -21/6-10	.905/.600	34/31	+3	19/14	14/18	5/3	11/ <b>10</b>	13/21
South Florida	<b>11</b> -7	<b>27</b> -18	24-17	25-16	87-58	+29	30-71/26-59	.423/.441	12-37/6- <b>16</b>	.324/.375	15-15/ <b>0</b> - <b>2</b>	<b>1.000</b> /.000	41/31	+10	24/10	9/20	4/2	9/ <b>3</b>	<b>9</b> /14
UAlbany	14-7	16-13	<b>20</b> -11	<b>14</b> -4	<b>64</b> - <b>35</b>	+29	<b>25</b> - <b>55</b> / <b>11</b> - <b>48</b>	.455/. <b>229</b>	6-18/4-21	.333/.190	8-14/9-14	.571/.643	34/38	-4	<b>15</b> /6	10/21	6/2	13/6	15/16
Texas Southern	<b>24</b> - <b>5</b>	<b>22</b> -4	<b>28</b> - <b>23</b>	22-14	96-46	+50	32-67/15-57	.478/.263	<b>18</b> - <b>41</b> /4-27	.439/.148	14-17/12-13	.824/. <b>923</b>	47/32	+15	24/11	18/23	6/ <b>0</b>	13/8	16/15
Stonehill	<b>34</b> -6	26-11	21-14	<b>28</b> -19	<b>109</b> -50	<b>+59</b>	<b>44</b> -63/20-51	<b>.698</b> /.392	<b>4</b> - <b>11</b> /7-24	.364/.292	17-18/3-6	.944/.500	30/ <b>23</b>	+7	27/12	<b>14</b> / <b>35</b>	<b>1</b> /1	<b>26</b> /5	11/12
at Arkansas	12-17	24-13	22-20	20-21	88- <b>71</b>	+17	33-72/25-52	.458/. <b>481</b>	12-34/7-19	.353/.368	10-16/14-17	.625/.824	37/31	+6	19/ <b>5</b>	11/22	4/3	11/7	16/17
LSU	12-15	7-16	20-15	23-18	65-61	+4	20-57/25-58	.351/.431	10-27/3-7	.370/.429	15-26/8-13	.577/.615	28/48	-20	12/15	12/22	4/1	14/6	13/23
SEASON TOTAL	<b>315</b> -193	<b>305</b> -191	<b>371</b> -211	<b>291</b> -243	<b>1285</b> -834	<b>+447</b>	<b>472</b> -1005/311-834	<b>.470</b> /.373	<b>148</b> -403/92-314	<b>.367</b> /.293	<b>193</b> -268/120-185	<b>.720</b> /.649	<b>586</b> /511	<b>+75</b>	<b>308</b> /161	<b>180</b> /340	<b>75</b> /33	<b>204</b> /88	<b>214</b> /250
SEASON AVG	<b>21.0</b> -12.9	<b>20.3</b> -12.7	<b>24.7</b> -14.1	<b>19.4</b> -16.2	<b>85.7</b> -55.6	<b>+30.1</b>	<b>31.5</b> -67.0/20.7-55.6		<b>9.9</b> -26.9/6.1-20.9		<b>12.9</b> -17.9/8.0-12.3		<b>39.1</b> /34.1	<b>+5.0</b>	<b>20.5</b> /10.7	<b>12.0</b> /22.7	<b>5.0</b> /2.2	<b>13.6</b> /5.9	<b>14.3</b> /16.7
SEASON HIGH   SEASON LOW																			







# SHEA RALPH

## HEAD COACH

FIFTH SEASON  
UConn • '01

Shea Ralph was named the sixth head coach in Vanderbilt women's basketball history on April 13, 2021. The 2025-26 campaign marks her fifth season leading the Commodores.

Ralph has given the Vanderbilt women's basketball program a resurgence in her short time in the Music City. Using her experience as a player and coach at one of the premier women's basketball programs in the nation, Ralph has brought the Commodores back into the forefront of the NCAA women's basketball landscape.

The Fayetteville, North Carolina, native and UConn graduate has guided the Does to the NCAA Tournament in 2023-24 and 2024-25. It marks the first time that Vanderbilt made consecutive March Madness appearances since earning 15-straight bids from 1999-2014.

Ralph has gone 73-59 (.553) during her four seasons in the Music City, while she is 45-21 (.682) over her last two seasons, which includes 17 victories over SEC teams. Ralph has collected four wins over ranked teams at Vanderbilt and she is the only Commodore women's basketball head coach to defeat in-state rival Tennessee twice in the same season (2024-25).

Ralph recruited and developed Vanderbilt's first National Freshman of the Year recipient, as Mikayla Blakes earned the USBWA Tamika Catchings National Freshman of the Year Award in 2024-25.

The fourth-year head coach has developed a pair of All-Americans at Vanderbilt, with both Mikayla Blakes and Khamil Pierre earning All-American status in 2024-25. She has coached a total of three All-SEC players (Mikayla Blakes (1st - 2024-25), Iyana Moore (2nd -2023-24) and Caja Harbison (2nd - 2022-23)) and has had four Commodores named to the All-SEC Freshman Team. Additionally, she has had nine student-athletes selected to the SEC Academic Honor Roll.

In her fourth season in 2024-25, Ralph guided the Commodores to a 22-11 overall record and an 8-8 mark in SEC play. She led Vanderbilt to its second-straight NCAA Tournament, earning an at-large bid as the No. 7 seed in the Birmingham Region 2.

The 22 wins also marked the first time the Commodores posted back-to-back 20-win seasons since the 2011-12 and 2012-13 campaigns. The Does were ranked in the AP Top 25 and the WBCA Coaches Poll for two weeks during the 2024-25 regular season, marking the first time since 2013-14 that the Commodores have been ranked in both



major polls for multiple weeks. Vanderbilt topped out at No. 23 in both polls on Jan. 28.

The Commodores collected three wins over ranked teams in 2024-25, which include a pair of wins over Tennessee, as Vanderbilt defeated the Lady Vols twice in one season for the first time in program history.

Ralph orchestrated one of the biggest turnarounds in program history during the 2023-24 season, as the Commodores went from being projected last in the SEC preseason polls to earning the program's first bid into the NCAA Tournament in 10 seasons.

Vanderbilt went 23-10 in Year 3 under Ralph's direction, as the Commodores made their first appearance in the NCAA Tournament since the 2013-14 campaign. The 23 wins marked an 11-win improvement from a season ago, which is the second-largest win improvement from one season to the next in program history.

Ralph orchestrated one of the biggest turnarounds in program history during the 2023-24 season, as the Commodores went from being projected last in the SEC preseason polls to earning the program's first bid into the NCAA Tournament in 10 seasons.

Vanderbilt went 23-10 in Year 3 under Ralph's direction, as the Commodores made their first appearance in the NCAA Tournament since the 2013-14 campaign. The 23 wins marked an 11-win improvement from a season ago, which is the second-largest win improvement from one season to the next in program history.

The Commodores went out and proved the preseason prognosticators wrong in 2023-24, as Vandy finished sixth in the SEC after being picked 13th in the Preseason SEC Coaches Poll and 14th in the Preseason SEC Media Poll. The Does went 9-7 in SEC play and won a program-record six road SEC games. The nine SEC wins were the most for Vanderbilt since the 2012-13 campaign. The Commodores earned the No. 6 seed in the 2024 SEC Women's Basketball Tournament, which was the program's highest seed at the SEC Tournament since 2011.

Vanderbilt's at-large bid into the 2024 NCAA Tournament marked the second time in her three seasons that Ralph has led the Commodores to the postseason.

A total of three Commodores earned All-SEC honors in Year 3 under Ralph. Iyana Moore made her first appearance on the All-SEC second team, while Jordyn Cambridge was named to the All-SEC defensive team for a school-record third time. Khamil Pierre was named to the All-SEC freshman team, making her the third Commodore to earn a spot on the team under Ralph, joining Moore and Sacha Washington. Pierre was also named SEC Freshman of the Week a program record five times during the season.

Vanderbilt's hard-nosed and gritty approach helped the Commodores become one of the elite defensive teams in the SEC, as Vandy ranked third in steals per game at 10.2 steals. The Does' 315 steals during the 2023-24 campaign are the third-most in a season in program history.

## THE RALPH FILE

### Vanderbilt (2021-Current) Head Coach

- 88-59 overall record in four seasons at Vanderbilt
- Led the Commodores to each of the last two NCAA Tournaments, marking the first time Vanderbilt has earned consecutive March Madness bids since going to 15-straight from 1999-2014
- First Vanderbilt women's coach to defeat Tennessee twice in the same season (2024-25)
- Guided Vanderbilt to its first NCAA Tournament bid since the 2014 NCAA Tournament in 2023-24 and posted the Does' first NCAA Tournament victory since 2013
- Posted the largest win improvement from one season to next in school history during the 2023-24 season, as Vandy's 23 victories marked an 11-win improvement from 2022-23
- Led Vanderbilt to its first postseason bid since the 2013-14 campaign with an appearance in the 2022 WNIT in her debut season in 2021-22
- Guided Vandy to a school record six SEC road wins in '23-'24
- Five players have earned All-SEC honors under Ralph

### UConn (2008-2021) Assistant Coach

- 462-22 in 13 seasons as an assistant coach at UConn
- Won Six NCAA National Championships
- 12 Final Four Appearances
- 16 Conference Titles
- Coached 21 WNBA Draft Picks, 9 top-5 picks, three No. 1 picks

### Pittsburgh (2003-2008) Assistant Coach

- 86-66 in five seasons as an assistant coach at Pittsburgh
- 2008 Sweet 16 Appearance
- Two NCAA Tournament Appearances (2007 & 08)
- 2006 WNIT Final Four

### UConn (1996-2001) Player

- Drafted by Utah Starzz in 2001 WNBA Draft
- Scored 1,678 career points, Ranks 8th in UConn history
- Won 2000 NCAA National Championship
- 2000 NCAA Women's Final Four MVP
- 2000 Big East Player of the Year
- 2000 All-American
- 2000 Sports Illustrated Women's College Player of the Year
- Honda Award Winner







Vanderbilt was hit hard with a plethora of preseason injuries to begin the 2022-23 campaign. Coach Ralph was able to rally the Commodores and record a second-straight double-digit win season, marking the first time in six years that Vandy has posted back-to-back double-digit win campaigns.

During the 2022-23 campaign, Ralph guided Vanderbilt to a winning record inside Memorial Gymnasium for the 38th time in the last 40 seasons. The Commodores won nine games at Memorial Gym, which included victories over Texas A&M, Arkansas, and Kentucky.



Ralph was key in the development of Cija Harbison, who transferred into the program for her graduate season and became one of the most prolific scorers in the SEC. Harbison earned second team All-SEC honors after averaging 19.6 points per game and shot 40.6% from the field. The only player in the SEC to score 40 points in a game this season, Harbison had three outings with 30-plus points among the 23 times she has scored in double figures while recording the highest scoring average of her collegiate career. Harbison has led the Commodores in scoring 16 times, assists on 20 occasions and steals in 15 games. Harbison tied a school record with 41 points and added five steals in a January win over Texas A&M.

In her inaugural season, Ralph led Vanderbilt to its first postseason appearance since 2014. The Commodores reached the third round of the Women's National Invitation Tournament, their longest postseason run since 2013. Vanderbilt also recorded its first SEC Tournament victory in six years when it defeated Texas A&M 85-69 on March 2, 2022.

In all, Ralph accrued the third-most wins of any women's basketball coach in a debut season. That included a 63-59 victory against No. 15 Florida in Memorial Gymnasium on Feb. 24, 2022, the program's first win against a ranked opponent since 2020.

Ralph wasted no time helping individual student-athletes realize their full potential. Jordyn Cambridge, Iyana Moore and Sacha Washington earned All-SEC accolades during the 2021-22 campaign. Cambridge recorded the program's first postseason triple-double during the SEC Tournament, while she and Moore contributed to a program-record 17 3-pointers against Alabama State on Dec. 28, 2021.

A seven-time national champion as a student-athlete or coach, Ralph arrived at Vanderbilt after spending the previous 13 seasons as an assistant coach alongside Geno Auriemma at the University of Connecticut. While serving as a coach at her alma mater, Ralph helped guide the Huskies to 12 Final Four appearances and six national championships, including an NCAA record four-consecutive titles from 2013-16.

Ralph was an instrumental figure in recruiting and player development with the Huskies.

She mentored standouts like Paige Bueckers, who in

## RALPH BY THE RECORD

SEASON	TEAM	OVERALL	CONF.	CONF. FINISH	POSTSEASON
1996-97	UConn (Player)	33-1	18-0	1st	Elite Eight
1997-98	UConn (Redshirted)	34-3	17-1	1st	Elite Eight
1998-99	UConn (Player)	29-5	17-1	T-1st	Sweet 16
1999-00	UConn (Player)	36-1	18-0	T-1st	NCAA Champions
2000-01	UConn (Player)	32-3	17-1	1st	Final Four
2003-04	Pittsburgh (AC)	6-20	2-14	13th	--
2004-05	Pittsburgh (AC)	13-15	5-11	10th	--
2005-06	Pittsburgh (AC)	22-11	9-7	T-6th	WNIT Final Four
2006-07	Pittsburgh (AC)	24-9	10-6	T-5th	NCAA 2nd Round
2007-08	Pittsburgh (AC)	24-11	10-6	T-5th	Sweet 16
2008-09	UConn (AC)	39-0	16-0	1st	NCAA Champions
2009-10	UConn (AC)	39-0	16-0	1st	NCAA Champions
2010-11	UConn (AC)	36-2	16-0	1st	Final Four
2011-12	UConn (AC)	33-5	13-3	T-2nd	Final Four
2012-13	UConn (AC)	35-4	14-2	2nd	NCAA Champions
2013-14	UConn (AC)	40-0	18-0	1st	NCAA Champions
2014-15	UConn (AC)	38-1	18-0	1st	NCAA Champions
2015-16	UConn (AC)	38-0	18-0	1st	NCAA Champions
2016-17	UConn (AC)	36-1	16-0	1st	Final Four
2017-18	UConn (AC)	36-1	16-0	1st	Final Four
2018-19	UConn (AC)	35-3	16-0	1st	Final Four
2019-20	UConn (AC)	29-3	16-0	1st	NCAA Tournament Canceled
2020-21	UConn (AC)	28-2	18-0	1st	Final Four
2021-22	Vanderbilt (HC)	16-19	4-12	T-12th	WNIT Sweet 16
2022-23	Vanderbilt (HC)	12-19	3-13	12th	--
2023-24	Vanderbilt (HC)	23-10	9-7	6th	NCAA 1st Round
2024-25	Vanderbilt (HC)	22-11	8-8	T-8th	NCAA 1st Round
2025-26	Vanderbilt (HC)	15-0	2-0	--	--

### RALPH OVERALL CAREER RECORD

SCHOOL	POS.	RECORD	CONF	POSTSEASON
UConn (1996-01)	Player	164-13	87-3	5 NCAA Tourn. • 1 NCAA Title • 2 Final Fours • 4 Elite Eights • 5 Sweet 16
Pittsburgh (2003-08)	Ast. Coach	89-66	36-44	2 NCAA Tourn. • 1 Sweet 16 • 2 NCAA 2nd Rd • 1 WNIT Final Four
UConn (2008-21)	Ast. Coach	462-19	211-5	12 NCAA Tourn. • 6 NCAA Title • 12 Final Fours • 4 Perfect Seasons
Vandy (2021-Pres.)	Head Coach	88-59	26-40	2 NCAA Tourn. • 1 WNIT Sweet 16
<b>TOTAL</b>	<b>28 Seasons</b>	<b>804-157</b>	<b>360-92</b>	<b>21 NCAA Tourn. • 7 NCAA Titles • 14 Final Fours • 18 Elite Eights</b>

### RALPH UCONN PLAYING STATS

YEAR	GP	MIN	AVG	FG	FGA	FG%	3FG	3FGA	3P%	FT	FTA	FT%	REB	AVG	AST	AVG	TO	STL	AVG	PTS	AVG
1996-97	31	676	21.8	116	209	.555	7	30	.233	115	138	.833	140	4.5	59	1.9	65	35	1.1	354	11.4
1997-98																					
REDSHIRTED - INJURY																					
1998-99	30	727	24.2	164	277	.559	31	75	.413	144	180	.800	113	3.8	94	3.1	78	69	3.1	503	16.8
1999-00	37	1051	28.4	184	295	.624	22	55	.400	139	170	.818	138	3.7	181	4.9	90	95	4.9	529	14.3
2000-01	30	710	23.7	98	189	.519	21	63	.333	75	93	.806	119	4.0	122	4.1	57	53	4.1	292	9.7
<b>TOTAL</b>	<b>128</b>	<b>3164</b>	<b>24.7</b>	<b>562</b>	<b>970</b>	<b>.579</b>	<b>81</b>	<b>223</b>	<b>.363</b>	<b>473</b>	<b>747</b>	<b>.814</b>	<b>510</b>	<b>4.0</b>	<b>456</b>	<b>3.6</b>	<b>290</b>	<b>252</b>	<b>2.0</b>	<b>1678</b>	<b>13.1</b>

2020-21 became the first freshman to sweep the major national player-of-the-year awards: the Naismith Trophy, Associated Press Player of the Year, USBWA National Player of the Year, Lieberman Award and Wooden Award.

In all, Ralph worked with 21 WNBA draft picks at UConn, including nine top-five picks and three No. 1 overall selections: Tina Charles, Maya Moore and Breanna Stewart.

Prior to returning to UConn as an assistant, Ralph spent five seasons at the University of Pittsburgh from 2003-08. She was instrumental in a period of unprecedented success, helping the Panthers improve from single-digit victories to at least 22 victories in each of her final three seasons. Pitt also reached the Sweet 16 for the first time in program history in 2008.

As one of the most celebrated student-athletes in women's basketball history, Ralph ranks eighth in UConn's storied record book with 1,678 points. She also ranks among the program's all-time top 10 in career assists (456), steals (252) and field goal percentage (57.9). Ralph graduated from Connecticut in 2001 with a degree in exercise physiology.

In leading UConn to a national championship in 2000, Ralph was named an All-American and Big East Player of the Year. She was selected as the most valuable player in the 2000 NCAA Women's Final Four. She also won the Honda Award, presented to the premier female student-athlete in 12 collegiate sports, and the "Sports Illustrated for Women" Player of the Year.

Ralph was selected by the Utah Starzz in the 2001 WNBA Draft, but was unable to pursue a professional career due to a knee injury.

Ralph and her husband, Tom Garrick, have one daughter, Maysen. Currently a member of the Vanderbilt coaching staff, Garrick served as head coach of the UMass-Lowell women's basketball program from 2018-21 and previously served as a Vanderbilt assistant from 2009-15.

Her mother, Marsha Lake, is a trailblazer in women's college basketball, as she is the first All-American from the University of North Carolina and was a member of Team USA with Pat Summitt at the 1973 World University games in Soviet Russia.







# 1 MIKAYLA BLAKES

@MikaylaBlakes  
@MikaylaBlakes  
@MikaylaBlakes

G • 5-8 • So. • Somerset, N.J. • Rutgers Prep HS

## SEASON HIGHS

Points • 35 • 2x, Last: at Arkansas (01/01/26)
FG Made • 13 • at Arkansas (01/01/26)
FG Attempts • 27 • vs. California (11/3/25)
3-Pt Made • 5 • at Western Kentucky (11/19/25)
3-Pt Attempt • 12 • South Florida (12/15/25)
FT Made • 12 • Virginia (12/03/25)
FT Attempt • 13 • Virginia (12/03/25)
Rebounds • 10 • at Western Kentucky (11/19/25)
Assists • 8 • at Arkansas (01/01/26)
Steals • 6 • 2x, Last: UAlbany (12/28/25)
Blocks • 1 • 4x, Last: at Tennessee State (11/23/25)
Minutes • 40 • 3x, Last: Virginia (12/03/25)

## CAREER HIGHS

Points • 55 • at Auburn (02/18/25)
FG Made • 16 • at Florida (01/30/25)
FG Attempts • 28 • at Auburn (02/18/25)
3-Pt Made • 7 • Last: at Oklahoma (02/20/25)
3-Pt Attempt • 14 • at Miami (12/04/24)
FT Made • 23 • at Auburn (02/18/25)
FT Attempt • 24 • at Auburn (02/18/25)
Rebounds • 10 • at Western Kentucky (11/19/25)
Assists • 8 • 2x, Last: at Arkansas (01/01/26)
Steals • 7 • Appalachian State (12/1/24)
Blocks • 2 • LSU (01/13/25)
Minutes • 45 • Auburn (02/18/25)

- Her 25.2 ppg leads in the SEC and ranks third in NCAA Division I
- 34-game double-digit scoring streak is the fourth-longest active streak in NCAA DI & is the second-longest by a Dore since 1999-00
- Fastest SEC player to score 1,000 career points in the NCAA era (1981-82) at 42 games
- National Player of the Week by the AP, USBWA & Naismith Trophy (Jan. 5-6)
- 2-Time SEC Co-Player of the Week (Dec. 2, Jan. 6)
- One of two NCAA players to rank inside the top five nationally in scoring (3rd; 25.2) and steals per game (3.8) (Other player: Hannah Hidalgo, Notre Dame)
- Holds the highest career scoring avg among active SEC players at 23.9 ppg
- Won Gold with Team USA & earned MVP at 2025 FIBA Women's AmeriCup
- Six-time All-American
- SEC Single-Game Scoring & NCAA DI Freshman Single-Game Scoring Record Holder with 55 pts at Auburn on Feb. 18, 2025
- USBWA Tamika Catchings National Freshman of the Year (2024-25)
- SEC Newcomer of the Year - USA Today (2024-25)
- All-SEC First Team (2024-25)

## SUPERLATIVES

	'25-26 CAREER
10+ POINTS	15 47
15+ POINTS	15 43
20+ POINTS	11 32
25+ POINTS	8 18
30+ POINTS	4 9
40+ POINTS	-- 2
50+ POINTS	-- 2
MADE 3+ 3-PT FG	6 14
10+ REBS	1 1
5+ ASSISTS	5 14
3+ ASSISTS	12 31

## SUPERLATIVES

	'25-26 CAREER
5+ STEALS	3 6
3+ STEALS	13 30
2+ BLOCKS	-- 1
DOUBLE-DOUBLES	-- --
LED VANDY IN PTS	12 31
LED VANDY IN REB	3 4
LED VANDY IN AST	6 17
LED VANDY IN STL	8 17
LED VANDY IN BLK	1 6

## GAME-BY-GAME

DATE	OPPONENT	GS	MIN	FGM/A	FG%	3FG/A	3P%	FTM/A	FG%	OFF	DEF	TOT	AVG	PF	AST	T/O	BLK	STL	PTS	AVG
11.3.25	CALIFORNIA	*	40:00	9-27	.333	2-9	.222	7-10	.700	1	3	4	4.0	1	1	2	1	3	27	27.0
11.10.25	FURMAN	*	29:29	6-14	.429	2-6	.333	1-4	.250	1	3	4	4.0	2	4	2	1	4	15	21.0
11.12.25	AT AUSTIN PEAY	*	37:37	8-20	.400	2-8	.250	8-11	.727	1	0	1	3.0	3	3	6	0	2	26	22.7
11.19.25	AT WESTERN KY.	*	25:15	11-18	.611	5-9	.556	3-4	.750	4	6	10	4.8	1	3	2	0	6	30	24.5
11.21.25	ALABAMA STATE	*	23:48	5-9	.556	1-4	.250	8-9	.889	2	1	3	4.4	2	5	1	0	4	19	23.4
11.23.25	TENNESSEE STATE	*	20:31	11-17	.647	2-6	.333	0-0	.000	0	2	2	4.0	1	2	0	1	4	24	23.5
11.27.25	VS. OREGON STATE	*	37:34	12-22	.545	2-6	.333	9-10	.900	0	4	4	4.0	2	4	1	1	3	35	25.1
11.29.25	VS. BYU	*	40:00	10-24	.417	3-10	.300	4-4	1.000	2	2	4	4.0	3	6	2	0	3	27	25.4
12.3.25	VIRGINIA	*	40:00	7-17	.412	2-6	.333	12-13	.923	3	4	7	4.3	3	7	5	0	4	28	25.7
12.15.25	SOUTH FLORIDA	*	32:30	7-19	.368	4-12	.333	1-1	1.000	1	5	6	4.5	1	3	2	0	3	19	25.0
12.18.25	UALBANY	*	31:40	7-17	.412	1-5	.200	2-4	.500	0	4	4	4.	0	4	2	0	6	17	24.3
12.20.25	TEXAS SOUTHERN	*	23:01	8-14	.571	4-10	.400	3-4	.750	1	1	2	4.3	0	1	2	1	3	23	24.2
12.28.25	STONEHILL	*	25:41	7-13	.538	1-4	.250	6-6	1.000	0	1	1	4.0	1	7	0	0	5	21	23.9
1.1.26	AT ARKANSAS	*	35:10	13-26	.500	3-9	.333	6-6	1.000	0	4	4	4.0	2	8	1	0	3	35	24.7
1.4.26	LSU	*	40:00	10-25	.400	3-9	.333	9-12	.750	0	1	1	3.8	2	4	4	0	3	32	25.2
1.8.26	MISSOURI																			
1.11.26	AT TEXAS A&M																			
1.15.26	AT MISSISSIPPI ST.																			
1.19.26	VS. MICHIGAN																			
1.22.26	AUBURN																			
1.25.26	AT SOUTH CAROLINA																			
1.29.26	AT OLE MISS																			
2.1.26	FLORIDA																			
2.5.26	AT KENTUCKY																			
2.9.26	OKLAHOMA																			
2.12.26	TEXAS																			
2.15.26	AT GEORGIA																			
2.22.26	KENTUCKY																			
2.26.26	ALABAMA																			
3.1.26	AT TENNESSEE																			
TOTAL		15	482:16	131-282	.465	37-113	.327	79-98	.806	16	41	57	3.8	24	62	32	5	56	378	25.2

## CAREER STATS

YEAR	GP	GS	MIN	AVG	FG	FGA	PCT	3FG	3FGA	3PCT	FT	FTA	PCT	OFF	DEF	TOT	AVG	PF	FO	AST	TO	BLK	STL	PTS	AVG
2024-25	33	32	1062	32.2	250	548	.456	76	222	.342	193	218	.885	48	65	113	3.4	82	2	105	96	8	78	769	23.3
2025-26	15	15	482	32.2	131	282	.465	37	113	.327	79	98	.806	16	41	57	3.8	24	0	62	32	5	56	378	25.2
CAREER	48	47	1544	32.2	381	830	.459	113	335	.337	272	316	.861	64	106	170	3.5	106	2	167	128	13	134	1147	23.9







# 2 JADA BROWN

@\_JadaBrown  
@BrownJadaa  
@JadaBrown\_

G • 5-8 • Sr. • Bentonville, Ark. • Bentonville HS

### SEASON HIGHS

Points • 12 • Stonehill (12/28/25)
FG Made • 4 • 2x, Last: Stonehill (12/28/25)
FG Attempts • 9 • at Western Kentucky (11/19/25)
3-Pt Made • 3 • vs. Oregon State (11/27/25)
3-Pt Attempt • 4 • 2x, Last: vs. BYU (11/29/25)
FT Made • 4 • 2x, Last: Stonehill (12/28/25)
FT Attempt • 5 • Stonehill (12/28/25)
Rebounds • 3 • 2x, Last: Texas Southern (12/20/25)
Assists • 4 • Alabama State (11/21/25)
Steals • 6 • Stonehill (12/28/25)
Blocks • 1 • vs. California (11/3/25)
Minutes • 34 • vs. BYU (11/29/25)

### CAREER HIGHS

Points • 12 • 2x, Last: Stonehill (12/28/25)
FG Made • 4 • 3x, Last: Stonehill (12/28/25)
FG Attempts • 12 • Samford (11/10/22)
3-Pt Made • 4 • vs. NC State (11/24/22)
3-Pt Attempt • 8 • at LSU (01/01/23)
FT Made • 4 • Alabama State (11/21/25)
FT Attempt • 4 • Alabama State (11/21/25)
Rebounds • 4 • 4x, Last: Radford (12/31/23)
Assists • 5 • Tarleton State (11/15/22)
Steals • 6 • Stonehill (12/28/25)
Blocks • 1 • 3x, Last: California (11/3/25)
Minutes • 42 • Lipscomb (12/18/22)

- Kay Yow Servant Leader Award (2025-26)
- Averaging a career-best 4.7 ppg this season
- Equaled her career high by scoring 12 pts vs. Stonehill on Dec. 28
- Played in 79 games with 22 career starts at Vanderbilt
- Member of Coach Ralph's first signing class at Vanderbilt
- Her TikTok account has generated 5.7 million likes and 109,000 followers
- Second player from Arkansas in program history and first since 1990-91
- Two-time SEC Winter Academic Honor Roll (2023-24, 2024-25)
- Majoring in Human & Organizational Development

SUPERLATIVES	'25-26 CAREER		SUPERLATIVES	'25-26 CAREER	
10+ POINTS	2	4	3+ ASSISTS	2	3
15+ POINTS	--	--	5+ STEALS	1	1
20+ POINTS	--	--	3+ STEALS	1	1
25+ POINTS	--	--	2+ BLOCKS	--	--
30+ POINTS	--	--	DOUBLE-DOUBLES	--	--
40+ POINTS	--	--	LED VANDY IN PTS	--	--
50+ POINTS	--	--	LED VANDY IN REB	--	--
MADE 3+ 3-PT FG	1	4	LED VANDY IN AST	--	1
10+ REBS	--	--	LED VANDY IN STL	1	1
5+ ASSISTS	--	--	LED VANDY IN BLK	--	--

### GAME-BY-GAME

DATE	OPPONENT	GS	MIN	FGM/A	FG%	3FG/A	3P%	FTM/A	FG%	OFF	DEF	TOT	AVG	PF	AST	T/O	BLK	STL	PTS	AVG
11.3.25	CALIFORNIA		04:08	0-1	.000	0-0	.000	0-0	.000	0	0	0	0.0	0	0	0	1	0	0	0.0
11.10.25	FURMAN		18:31	4-6	.667	2-3	.667	0-0	.000	0	0	0	0.0	1	2	0	0	2	10	5.0
11.12.25	AT AUSTIN PEAY		15:46	1-3	.333	1-3	.333	0-0	.000	0	0	0	0.0	0	1	0	0	0	3	4.3
11.19.25	AT WESTERN KY.		21:39	1-9	.111	0-3	.000	0-0	.000	1	0	1	0.3	3	3	1	0	2	2	3.8
11.21.25	ALABAMA STATE		22:48	0-2	.000	0-1	.000	4-4	1.000	0	2	2	0.6	0	4	1	0	2	4	3.8
11.23.25	TENNESSEE STATE		16:03	3-5	.600	1-3	.333	0-0	.000	0	1	1	0.7	2	2	5	0	1	7	4.3
11.27.25	VS. OREGON STATE		20:06	3-5	.600	3-4	.750	0-0	.000	0	3	3	1.0	2	1	0	0	1	9	5.0
11.29.25	VS. BYU		33:42	2-5	.400	2-4	.500	2-2	1.000	1	1	2	1.1	0	1	0	0	1	8	5.4
12.3.25	VIRGINIA		13:32	0-1	.000	0-1	.000	0-0	.000	1	0	1	1.1	0	0	0	0	0	0	4.8
12.15.25	SOUTH FLORIDA		18:37	0-4	.000	0-4	.000	0-0	.000	0	2	2	1.2	0	2	0	0	1	0	4.3
12.18.25	UALBANY		30:05	1-5	.200	0-1	.000	0-0	.000	0	2	2	1.3	2	2	0	0	0	2	4.1
12.20.25	TEXAS SOUTHERN		23:53	1-4	.250	1-2	.500	0-0	.000	0	3	3	1.4	3	3	2	0	1	3	4.0
12.28.25	STONEHILL		28:06	4-4	1.000	0-0	.000	4-5	.800	0	1	1	1.4	2	1	2	0	6	12	4.6
1.1.26	AT ARKANSAS		26:25	2-4	.500	2-4	.500	0-0	.000	0	3	3	1.5	2	1	0	0	1	6	4.7
1.4.26	LSU		26:16	1-2	.500	1-2	.500	1-2	.500	1	1	2	1.5	0	2	3	0	1	4	4.7
1.8.26	MISSOURI																			
1.11.26	AT TEXAS A&M																			
1.15.26	AT MISSISSIPPI ST.																			
1.19.26	VS. MICHIGAN																			
1.22.26	AUBURN																			
1.25.26	AT SOUTH CAROLINA																			
1.29.26	AT OLE MISS																			
2.1.26	FLORIDA																			
2.5.26	AT KENTUCKY																			
2.9.26	OKLAHOMA																			
2.12.26	TEXAS																			
2.15.26	AT GEORGIA																			
2.22.26	KENTUCKY																			
2.26.26	ALABAMA																			
3.1.26	AT TENNESSEE																			
TOTAL		0	319:37	23-60	.383	13-35	.371	11-13	.846	4	19	23	1.5	17	25	14	1	19	70	4.7

### CAREER STATS

YEAR	GP	GS	MIN	AVG	FG	FGA	PCT	3FG	3FGA	3PCT	FT	FTA	PCT	OFF	DEF	TOT	AVG	PF	FO	AST	TO	BLK	STL	PTS	AVG
2022-23	30	22	637	21.3	44	150	.293	32	105	.305	12	14	.857	13	19	32	1.1	35	0	24	44	1	14	132	4.4
2023-24	19	0	128	6.7	3	20	.150	2	16	.125	4	6	.667	2	9	11	0.6	12	0	7	6	0	2	12	0.6
2024-25	15	0	78	5.2	7	14	.500	3	7	.429	3	4	.750	5	9	14	0.9	9	0	6	6	0	6	20	1.3
2025-26	15	0	320	21.3	23	60	.383	13	35	.371	11	13	.846	4	19	23	1.5	17	0	25	14	1	19	70	4.7
CAREER	79	22	1163	14.7	77	244	.316	50	163	.307	30	37	.811	24	56	80	1.0	73	0	62	70	2	41	234	3.0







# 3 AUBREY GALVAN

@AubTheBaller1  
@AubTheBaller  
@AubTheBaller1

G • 5-6 • Fr. • Deerfield, Ill. • Wilmette Loyola Academy

## SEASON HIGHS

Points • 18 • at Austin Peay (11/12/25)
FG Made • 7 • Tennessee State (11/23/25)
FG Attempts • 16 • LSU (01/04/26)
3-Pt Made • 3 • 2x, Last: LSU (01/04/26)
3-Pt Attempt • 10 • 3x, Last: LSU (01/04/26)
FT Made • 3 • at Austin Peay (11/12/25)
FT Attempt • 3 • 2x, Last: LSU (01/04/26)
Rebounds • 9 • vs. California (11/3/25)
Assists • 15 • Tennessee State (11/23/25)
Steals • 9 • Tennessee State (11/23/25)
Blocks • 1 • vs. Oregon State (11/27/25)
Minutes • 40 • 2x, Last: vs. BYU (11/29/25)

## CAREER HIGHS

Points • 18 • at Austin Peay (11/12/25)
FG Made • 7 • Tennessee State (11/23/25)
FG Attempts • 16 • LSU (01/04/26)
3-Pt Made • 3 • 2x, Last: LSU (01/04/26)
3-Pt Attempt • 10 • 3x, Last: LSU (01/04/26)
FT Made • 3 • at Austin Peay (11/12/25)
FT Attempt • 3 • 2x, Last: LSU (01/04/26)
Rebounds • 9 • vs. California (11/3/25)
Assists • 15 • Tennessee State (11/23/25)
Steals • 9 • Tennessee State (11/23/25)
Blocks • 1 • vs. Oregon State (11/27/25)
Minutes • 40 • 2x, Last: vs. BYU (11/29/25)

- Ranks in the top-15 nationally in assists (10th; 100) & ast/game (12th; 6.7)
- 2-Time SEC Co-Freshman of the Week (Nov. 25, Jan. 6)
- Her 7 ast vs. Cal were the most by a Vandy player in a debut since 2015-16
- Her 9 reb. vs. Cal were the most by a Commodore in a debut since 2019-20
- Became the first NCAA player since at 1999-00 to open her career with back-to-back games with 7-plus assists and 7-plus rebounds
- Two-time adidas All-American ('23, '24)
- 4-star recruit according to Prospect Nation and named to the site's Elite 150 for the Class of 2025
- Works out with WNBA star Jewell Loyd in the summers and considers the six-time WNBA All-Star a mentor

SUPERLATIVES	'25-26 CAREER		SUPERLATIVES	'25-26 CAREER	
10+ POINTS	9	9	3+ ASSISTS	13	13
15+ POINTS	4	4	5+ STEALS	3	3
20+ POINTS	--	--	3+ STEALS	9	9
25+ POINTS	--	--	2+ BLOCKS	--	--
30+ POINTS	--	--	DOUBLE-DOUBLES	1	1
40+ POINTS	--	--	LED VANDY IN PTS	--	--
50+ POINTS	--	--	LED VANDY IN REB	1	1
MADE 3+ 3-PT FG	5	5	LED VANDY IN AST	9	9
10+ REBS	--	--	LED VANDY IN STL	3	3
5+ ASSISTS	12	12	LED VANDY IN BLK	--	--

## GAME-BY-GAME

DATE	OPPONENT	GS	MIN	FGM/A	FG%	3FG/A	3P%	FTM/A	FG%	OFF	DEF	TOT	AVG	PF	AST	T/O	BLK	STL	PTS	AVG
11.3.25	CALIFORNIA	*	39:10	3-14	.214	1-4	.250	0-0	.000	2	7	9	9.0	4	7	3	0	3	7	7.0
11.10.25	FURMAN	*	31:18	5-10	.500	1-4	.250	0-0	.000	2	5	7	8.0	3	8	6	0	3	11	9.0
11.12.25	AT AUSTIN PEAY	*	40:00	6-10	.600	3-5	.600	3-3	1.000	0	2	2	6.0	4	3	2	0	0	18	12.0
11.19.25	AT WESTERN KY.	*	27:08	1-6	.167	1-2	.500	0-0	.000	0	5	5	5.8	0	8	1	0	0	3	9.8
11.21.25	ALABAMA STATE	*	25:50	2-9	.222	0-3	.000	0-0	.000	0	2	2	5.0	0	8	1	0	2	4	8.6
11.23.25	TENNESSEE STATE	*	30:53	7-15	.467	2-5	.400	0-0	.000	0	3	3	4.7	0	15	5	0	9	16	9.8
11.27.25	VS. OREGON STATE	*	30:29	5-14	.357	2-5	.400	0-2	.000	0	1	1	4.1	3	1	1	1	6	12	10.1
11.29.25	VS. BYU	*	40:00	6-15	.400	2-9	.222	2-2	1.000	0	2	2	3.9	0	5	0	0	3	16	10.9
12.3.25	VIRGINIA	*	37:47	3-6	.500	1-2	.500	0-0	.000	0	4	4	3.9	0	8	3	0	3	7	10.4
12.15.25	SOUTH FLORIDA	*	35:59	4-13	.308	3-10	.300	0-0	.000	1	4	5	4.0	0	8	2	0	2	11	10.5
12.18.25	UALBANY	*	35:35	6-12	.500	3-6	.500	0-0	.000	0	6	6	4.2	2	4	2	0	4	15	10.9
12.20.25	TEXAS SOUTHERN	*	21:37	1-9	.111	1-8	.125	0-0	.000	1	1	2	4.0	1	11	3	0	0	3	10.3
12.28.25	STONEHILL	*	28:12	4-7	.571	1-2	.500	0-0	.000	0	3	3	3.9	0	7	1	0	5	9	10.2
1.1.26	AT ARKANSAS	*	34:03	5-13	.385	4-10	.400	0-0	.000	0	0	0	3.6	1	6	1	0	3	14	10.4
1.4.26	LSU	*	33:30	4-16	.250	4-10	.400	2-3	.667	1	2	3	3.6	2	1	3	0	3	14	10.7
1.8.26	MISSOURI																			
1.11.26	AT TEXAS A&M																			
1.15.26	AT MISSISSIPPI ST.																			
1.19.26	VS. MICHIGAN																			
1.22.26	AUBURN																			
1.25.26	AT SOUTH CAROLINA																			
1.29.26	AT OLE MISS																			
2.1.26	FLORIDA																			
2.5.26	AT KENTUCKY																			
2.9.26	OKLAHOMA																			
2.12.26	TEXAS																			
2.15.26	AT GEORGIA																			
2.22.26	KENTUCKY																			
2.26.26	ALABAMA																			
3.1.26	AT TENNESSEE																			
TOTAL		15	491:31	62-169	.367	29-85	.341	7-10	.700	7	47	54	3.6	20	100	34	1	46	160	10.7

## CAREER STATS

YEAR	GP	GS	MIN	AVG	FG	FGA	PCT	3FG	3FGA	3PCT	FT	FTA	PCT	OFF	DEF	TOT	AVG	PF	FO	AST	TO	BLK	STL	PTS	AVG
2025-26	15	15	492	32.8	62	169	.367	29	85	.341	7	10	.700	7	47	54	3.6	20	0	100	34	1	46	160	10.7
CAREER	15	15	492	32.8	62	169	.367	29	85	.341	7	10	.700	7	47	54	3.6	20	0	100	34	1	46	160	10.7







# 4 MADISON GREENE

@Mad1son\_O4

@Mad1son\_O4

G • 5-6 • Jr. • Columbus, Ohio • Pickerington Central HS

## SEASON HIGHS

Points • - - • - -
FG Made • - - • - -
FG Attempts • - - • - -
3-Pt Made • - - • - -
3-Pt Attempt • - - • - -
FT Made • - - • - -
FT Attempt • - - • - -
Rebounds • - - • - -
Assists • - - • - -
Steals • - - • - -
Blocks • - - • - -
Minutes • - - • - -

## CAREER HIGHS

Points • 25 • at Dayton (12/19/24)
FG Made • 7 • 2x, Last: at Dayton (12/19/24)
FG Attempts • 14 • at Dayton (12/19/24)
3-Pt Made • 5 • at South Florida (11/14/24)
3-Pt Attempt • 8 • at South Florida (11/14/24)
FT Made • 8 • at Dayton (12/19/24)
FT Attempt • 10 • at Dayton (12/19/24)
Rebounds • 6 • Alabama A&M (12/29/24)
Assists • 6 • Samford (11/22/24)
Steals • 6 • Lipscomb (11/04/24)
Blocks • 1 • Austin Peay (11/08/24)
Minutes • 41 • Mississippi State (02/13/25)

- Will miss the 2025-25 season due to injury
- Played in 44 games with four career starts at Vanderbilt
- Earned a medical redshirt waiver for the 2023-24 season after missing the final 22 games due to injury
- Led the team in points off the bench at 7.3 ppg in 29 games in '24-25
- First Dore since 2018 to score 25-plus points off the bench in game vs. Dayton on Dec. 19, 2024
- SEC Winter Academic Honor Roll ('25)
- Majoring in Medicine, Health & Society

SUPERLATIVES	'25-26 CAREER	SUPERLATIVES	'25-26 CAREER
10+ POINTS	-- 13	3+ ASSISTS	-- 6
15+ POINTS	-- 5	5+ STEALS	-- 1
20+ POINTS	-- 1	3+ STEALS	-- 5
25+ POINTS	-- 1	2+ BLOCKS	-- --
30+ POINTS	-- --	DOUBLE-DOUBLES	-- --
40+ POINTS	-- --	LED VANDY IN PTS	-- 1
50+ POINTS	-- --	LED VANDY IN REB	-- --
MADE 3+ 3-PT FG	-- 4	LED VANDY IN AST	-- 4
10+ REBS	-- --	LED VANDY IN STL	-- 4
5+ ASSISTS	-- 1	LED VANDY IN BLK	-- --

## GAME-BY-GAME

DATE	OPPONENT	GS	MIN	FGM/A	FG%	3FG/A	3P%	FTM/A	FG% OFF	DEF	TOT	AVG	PF	AST	T/O	BLK	STL	PTS	AVG	
11.3.25	CALIFORNIA																			
11.10.25	FURMAN																			
11.12.25	AT AUSTIN PEAY																			
11.19.25	AT WESTERN KY.																			
11.21.25	ALABAMA STATE																			
11.23.25	TENNESSEE STATE																			
11.27.25	VS. OREGON STATE																			
11.29.25	VS. BYU OR VA. TECH																			
12.3.25	VIRGINIA																			
12.15.25	SOUTH FLORIDA																			
12.18.25	UALBANY																			
12.20.25	TEXAS SOUTHERN																			
12.28.25	STONEHILL																			
1.1.26	AT ARKANSAS																			
1.4.26	LSU																			
1.8.26	MISSOURI																			
1.11.26	AT TEXAS A&M																			
1.15.26	AT MISSISSIPPI ST.																			
1.19.26	VS. MICHIGAN																			
1.22.26	AUBURN																			
1.25.26	AT SOUTH CAROLINA																			
1.29.26	AT OLE MISS																			
2.1.26	FLORIDA																			
2.5.26	AT KENTUCKY																			
2.9.26	OKLAHOMA																			
2.12.26	TEXAS																			
2.15.26	AT GEORGIA																			
2.22.26	KENTUCKY																			
2.26.26	ALABAMA																			
3.1.26	AT TENNESSEE																			
TOTAL																				

## CAREER STATS

YEAR	GP	GS	MIN	AVG	FG	FGA	PCT	3FG	3FGA	3PCT	FT	FTA	PCT	OFF	DEF	TOT	AVG	PF	FO	AST	TO	BLK	STL	PTS	AVG
2023-24	11	0	217	19.7	31	73	.425	10	28	.357	4	6	.667	5	11	16	1.5	22	0	13	14	0	15	76	6.9
2024-25	33	4	672	20.4	78	181	.431	25	71	.352	44	53	.830	19	52	71	2.2	58	0	44	56	1	40	225	6.8
2025-26	--	--	--	--	--	--	--	--	--	--	--	--	--	--	--	--	--	--	--	--	--	--	--	--	--
CAREER	44	4	889	20.2	109	254	.429	35	99	.354	48	59	.814	24	63	87	2.0	80	0	57	70	1	55	301	6.8







# 8 AVA BLACK

@Ava\_Black0501  
@Ava\_Jaye\_Black

G • 5-11 • Fr. • Auburn, N.H. • Tabor Academy (Mass.)

## SEASON HIGHS

Points • 11 • Alabama State (11/21/25)  
FG Made • 4 • 3x, Last: Stonehill (12/28/25)  
FG Attempts • 8 • 2x, Last: Texas Southern (12/20/25)  
3-Pt Made • 3 • Alabama State (11/21/25)  
3-Pt Attempt • 4 • Alabama State (11/21/25)  
FT Made • 2 • South Florida (12/15/25)  
FT Attempt • 2 • South Florida (12/15/25)  
Rebounds • 6 • 2x, Last: Tennessee State (11/21/25)  
Assists • 2 • 2x, Last: Tennessee State (11/21/25)  
Steals • 3 • 2x, Last: Texas Southern (12/20/25)  
Blocks • 1 • Tennessee State (11/21/25)  
Minutes • 22 • 2x, Last: Texas Southern (12/20/25)

## CAREER HIGHS

Points • 11 • Alabama State (11/21/25)  
FG Made • 4 • 3x, Last: Stonehill (12/28/25)  
FG Attempts • 8 • 2x, Last: Texas Southern (12/20/25)  
3-Pt Made • 3 • Alabama State (11/21/25)  
3-Pt Attempt • 4 • Alabama State (11/21/25)  
FT Made • 2 • South Florida (12/15/25)  
FT Attempt • 2 • South Florida (12/15/25)  
Rebounds • 6 • 2x, Last: Tennessee State (11/21/25)  
Assists • 2 • 2x, Last: Tennessee State (11/21/25)  
Steals • 3 • 2x, Last: Texas Southern (12/20/25)  
Blocks • 1 • Tennessee State (11/21/25)  
Minutes • 22 • 2x, Last: Texas Southern (12/20/25)

- Made her Vanderbilt debut vs. Furman on Nov. 10
- Scored a career-high 11 points vs. Alabama State
- Ranked as one of New England's top prospects
- Attended the 2023 USA Women's Basketball U16 National Team trials
- First player in program history from New Hampshire
- Two-time All-State selection

SUPERLATIVES	'25-26 CAREER		SUPERLATIVES	'25-26 CAREER	
10+ POINTS	1	1	3+ ASSISTS	--	--
15+ POINTS	--	--	5+ STEALS	--	--
20+ POINTS	--	--	3+ STEALS	1	1
25+ POINTS	--	--	2+ BLOCKS	--	--
30+ POINTS	--	--	DOUBLE-DOUBLES	--	--
40+ POINTS	--	--	LED VANDY IN PTS	--	--
50+ POINTS	--	--	LED VANDY IN REB	--	--
MADE 3+ 3-PT FG	1	1	LED VANDY IN AST	--	--
10+ REBS	--	--	LED VANDY IN STL	1	1
5+ ASSISTS	--	--	LED VANDY IN BLK	--	--

## GAME-BY-GAME

DATE	OPPONENT	GS	MIN	FGM/A	FG%	3FG/A	3P%	FTM/A	FT%	OFF	DEF	TOT	AVG	PF	AST	T/O	BLK	STL	PTS	AVG
11.3.25	CALIFORNIA																			
DNP - COACHES CHOICE																				
11.10.25	FURMAN		04:19	1-2	.500	0-1	.000	1-1	1.000	0	1	1	1.0	2	0	0	0	0	3	3.0
11.12.25	AT AUSTIN PEAY																			
DNP - COACHES CHOICE																				
11.19.25	AT WESTERN KY.		12:30	1-3	.333	0-1	.000	0-0	.000	4	0	4	2.5	3	2	0	0	2	2	2.5
11.21.25	ALABAMA STATE		21:57	4-8	.500	3-4	.750	0-0	.000	3	3	6	3.7	3	1	0	0	3	11	5.3
11.23.25	TENNESSEE STATE		20:34	2-3	.667	0-1	.000	0-1	.000	1	5	6	4.3	1	2	2	1	1	4	5.0
11.27.25	VS. OREGON STATE		09:21	0-0	.000	0-0	.000	0-0	.000	0	2	2	3.8	1	1	1	0	1	0	4.0
11.29.25	VS. BYU		07:42	2-4	.500	0-2	.000	0-0	.000	0	0	0	3.2	1	1	0	0	0	4	4.0
12.3.25	VIRGINIA																			
DNP - COACHES CHOICE																				
12.15.25	SOUTH FLORIDA		09:59	0-1	.000	0-0	.000	2-2	1.000	3	1	4	3.3	1	0	1	0	0	2	3.7
12.18.25	UALBANY		09:13	1-2	.500	0-1	.000	0-0	.000	1	2	3	3.3	2	0	0	0	0	2	3.5
12.20.25	TEXAS SOUTHERN		21:56	4-5	.800	1-1	1.000	0-0	.000	0	5	5	3.4	4	0	1	0	3	9	4.1
12.28.25	STONEHILL		17:51	4-4	1.000	0-0	.000	1-1	1.000	1	4	5	3.6	2	1	0	0	2	9	4.6
1.1.26	AT ARKANSAS		13:12	1-1	1.000	1-1	1.000	0-0	.000	3	1	4	3.6	1	1	3	0	0	3	4.5
1.4.26	LSU		02:14	0-0	.000	0-0	.000	0-0	.000	0	1	1	3.4	0	0	0	0	0	0	4.1
1.8.26	MISSOURI																			
1.11.26	AT TEXAS A&M																			
1.15.26	AT MISSISSIPPI ST.																			
1.19.26	VS. MICHIGAN																			
1.22.26	AUBURN																			
1.25.26	AT SOUTH CAROLINA																			
1.29.26	AT OLE MISS																			
2.1.26	FLORIDA																			
2.5.26	AT KENTUCKY																			
2.9.26	OKLAHOMA																			
2.12.26	TEXAS																			
2.15.26	AT GEORGIA																			
2.22.26	KENTUCKY																			
2.26.26	ALABAMA																			
3.1.26	AT TENNESSEE																			
TOTAL		0	150:47	20-33	.606	5-12	.417	4-5	.800	16	25	41	3.4	21	9	8	1	12	49	4.1

## CAREER STATS

YEAR	GP	GS	MIN	AVG	FG	FGA	PCT	3FG	3FGA	3PCT	FT	FTA	PCT	OFF	DEF	TOT	AVG	PF	FO	AST	TO	BLK	STL	PTS	AVG
2025-26	12	0	151	12.6	20	33	.606	5	12	.417	4	5	.800	16	25	41	3.4	21	0	9	8	1	12	49	4.1
CAREER	12	0	151	12.6	20	33	.606	5	12	.417	4	5	.800	16	25	41	3.4	21	0	9	8	1	12	49	4.1







# 11 MONIQUE WILLIAMS



@Monique.Williams6



@Monique\_Williams11

**F • 6-3 • Fr. • Perth, Australia • Willeton Senior HS**

## SEASON HIGHS

Points • 5 • Texas Southern (12/20/25)
FG Made • 2 • Texas Southern (12/20/25)
FG Attempts • 2 • 2x, Last: Texas Southern (12/20/25)
3-Pt Made • 1 • Texas Southern (12/20/25)
3-Pt Attempt • 1 • Texas Southern (12/20/25)
FT Made • 2 • Tennessee State (11/23/25)
FT Attempt • 4 • Tennessee State (11/23/25)
Rebounds • 2 • Alabama State (11/21/25)
Assists • 1 • UAlbany (12/18/25)
Steals • - - - -
Blocks • - - - -
Minutes • 10 • Texas Southern (12/20/25)

## CAREER HIGHS

Points • 5 • Texas Southern (12/20/25)
FG Made • 2 • Texas Southern (12/20/25)
FG Attempts • 2 • 2x, Last: Texas Southern (12/20/25)
3-Pt Made • 1 • Texas Southern (12/20/25)
3-Pt Attempt • 1 • Texas Southern (12/20/25)
FT Made • 2 • Tennessee State (11/23/25)
FT Attempt • 4 • Tennessee State (11/23/25)
Rebounds • 2 • Alabama State (11/21/25)
Assists • 1 • UAlbany (12/18/25)
Steals • - - - -
Blocks • - - - -
Minutes • 10 • Texas Southern (12/20/25)

- Made her Vanderbilt debut vs. Furman on Nov. 10
- Enrolled into Vanderbilt during the 2025 Spring semester, where she practiced with the Commodores for the remainder of 2024-25
- Member of Australia's National Program
- Second player in program history from Australia and first since 1999-00
- Attended Willeton Senior High School in Perth, Australia
- Won Silver w/ Australia at the 2025 FIBA U19 Women's World Cup in Czechia
- Played in eight games in the Basketball Australia Centre of Excellence (CoE)

## SUPERLATIVES

10+ POINTS
15+ POINTS
20+ POINTS
25+ POINTS
30+ POINTS
40+ POINTS
50+ POINTS
MADE 3+ 3-PT FG
10+ REBS
5+ ASSISTS

## '25-26 CAREER

--	--
--	--
--	--
--	--
--	--
--	--
--	--
--	--
--	--
--	--

## SUPERLATIVES

3+ ASSISTS
5+ STEALS
3+ STEALS
2+ BLOCKS
DOUBLE-DOUBLES
LED VANDY IN PTS
LED VANDY IN REB
LED VANDY IN AST
LED VANDY IN STL
LED VANDY IN BLK

## '25-26 CAREER

--	--
--	--
--	--
--	--
--	--
--	--
--	--
--	--
--	--
--	--

## GAME-BY-GAME

DATE	OPPONENT	GS	MIN	FGM/A	FG%	3FG/A	3P%	FTM/A	FG%	OFF	DEF	TOT	AVG	PF	AST	T/O	BLK	STL	PTS	AVG
11.3.25	CALIFORNIA																			
11.10.25	FURMAN		02:56	0-1	.000	0-0	.000	0-0	.000	0	0	0	0.0	1	0	0	0	0	0	0.0
11.12.25	AT AUSTIN PEAY																			
11.19.25	AT WESTERN KY.		03:42	0-0	.000	0-0	.000	0-0	.000	0	1	1	0.5	0	0	0	0	0	0	0.0
11.21.25	ALABAMA STATE		08:55	0-2	.000	0-0	.000	0-0	.000	2	0	2	1.0	1	0	0	0	0	0	0.0
11.23.25	TENNESSEE STATE		05:04	0-1	.000	0-0	.000	2-4	.500	0	0	0	0.8	0	0	0	0	0	2	0.5
11.27.25	VS. OREGON STATE																			
11.29.25	VS. BYU																			
12.3.25	VIRGINIA																			
12.15.25	SOUTH FLORIDA		02:14	1-1	1.000	0-0	.000	0-0	.000	0	0	0	0.6	0	0	0	0	0	2	0.8
12.18.25	UALBANY		01:34	0-0	.000	0-0	.000	0-0	.000	0	0	0	0.5	0	1	0	0	0	0	0.7
12.20.25	TEXAS SOUTHERN		10:00	2-2	1.000	1-1	1.000	0-2	.000	0	0	0	0.4	0	0	0	0	0	5	1.3
12.28.25	STONEHILL		06:08	0-1	.000	0-0	.000	0-0	.000	0	0	0	0.4	0	0	1	0	0	0	1.1
1.1.26	AT ARKANSAS																			
1.4.26	LSU																			
1.8.26	MISSOURI																			
1.11.26	AT TEXAS A&M																			
1.15.26	AT MISSISSIPPI ST.																			
1.19.26	VS. MICHIGAN																			
1.22.26	AUBURN																			
1.25.26	AT SOUTH CAROLINA																			
1.29.26	AT OLE MISS																			
2.1.26	FLORIDA																			
2.5.26	AT KENTUCKY																			
2.9.26	OKLAHOMA																			
2.12.26	TEXAS																			
2.15.26	AT GEORGIA																			
2.22.26	KENTUCKY																			
2.26.26	ALABAMA																			
3.1.26	AT TENNESSEE																			
TOTAL		0	40:33	3-8	.375	1-1	1.000	2-6	.333	2	1	3	0.4	2	1	1	0	0	9	1.1

## CAREER STATS

YEAR	GP	GS	MIN	AVG	FG	FGA	PCT	3FG	3FGA	3PCT	FT	FTA	PCT	OFF	DEF	TOT	AVG	PF	FO	AST	TO	BLK	STL	PTS	AVG
2025-26	8	0	41	5.1	3	8	.375	1	1	1.000	2	6	.333	2	1	3	0.4	2	0	1	1	0	0	9	1.1
CAREER	8	0	41	5.1	3	8	.375	1	1	1.000	2	6	.333	2	1	3	0.4	2	0	1	1	0	0	9	1.1







# 13 JUSTINE PISSOTT

@JustinePissott  
@j.usssssyyy  
@JustinePissott

G/F • 6-4 • Sr. • Toms River, N.J. • Tennessee/Red Bank Catholic

## SEASON HIGHS

Points • 25 • Texas Southern (12/20/25)
FG Made • 9 • Texas Southern (12/20/25)
FG Attempts • 15 • Virginia (12/03/25)
3-Pt Made • 7 • Texas Southern (12/20/25)
3-Pt Attempt • 12 • Virginia (12/03/25)
FT Made • 2 • Tennessee St. (11/23/25)
FT Attempt • 2 • 2x, Last: Tennessee St. (11/23/25)
Rebounds • 10 • vs. BYU (11/29/25)
Assists • 6 • Furman (11/10/25)
Steals • 2 • South Florida (12/15/25)
Blocks • 3 • vs. California (11/3/25)
Minutes • 39 • vs. California (11/3/25)

## CAREER HIGHS

Points • 25 • Texas Southern (12/20/25)
FG Made • 9 • Texas Southern (12/20/25)
FG Attempts • 15 • Virginia (12/03/25)
3-Pt Made • 7 • Texas Southern (12/20/25)
3-Pt Attempt • 12 • Virginia (12/03/25)
FT Made • 4 • at Texas (02/06/25)
FT Attempt • 4 • at Texas (02/06/25)
Rebounds • 10 • vs. BYU (11/29/25)
Assists • 6 • Furman (11/10/25)
Steals • 2 • 3x, Last: South Florida (12/15/25)
Blocks • 3 • 2x, Last: vs. California (11/3/25)
Minutes • 39 • vs. California (11/3/25)

- Averaging a career-best 10.7 ppg this season
- Ranks third in the SEC and 38th nationally in 3-Pt Made Per Game (2.8)
- Named to Paradise Jam Island Division All-Tournament Team
- Scored career-high 25 points vs. Texas Southern on Dec. 20
- Collected first career double-double vs. BYU with 18 pts and 10 reb
- Holds a career 3-point percentage of 39.2% at Vandy
- First player to transfer to Vanderbilt from Tennessee
- Ranked No. 11 nationally in the Class of 2022 by HoopGurlz/ESPNW
- McDonald's All-American ('22)

SUPERLATIVES	'25-26 CAREER		SUPERLATIVES	'25-26 CAREER	
10+ POINTS	8	17	3+ ASSISTS	7	10
15+ POINTS	3	5	5+ STEALS	--	--
20+ POINTS	1	1	3+ STEALS	--	--
25+ POINTS	1	1	2+ BLOCKS	1	3
30+ POINTS	--	--	DOUBLE-DOUBLES	1	1
40+ POINTS	--	--	LED VANDY IN PTS	--	--
50+ POINTS	--	--	LED VANDY IN REB	2	3
MADE 3+ 3-PT FG	6	17	LED VANDY IN AST	1	1
10+ REBS	1	1	LED VANDY IN STL	--	--
5+ ASSISTS	1	1	LED VANDY IN BLK	1	11

## GAME-BY-GAME

DATE	OPPONENT	GS	MIN	FGM/A	FG%	3FG/A	3P%	FTM/A	FT%	OFF	DEF	TOT	AVG	PF	AST	T/O	BLK	STL	PTS	AVG
11.3.25	CALIFORNIA	*	38:40	3-10	.300	2-8	.250	1-2	.500	3	4	7	7.0	1	2	1	3	1	9	9.0
11.10.25	FURMAN	*	26:14	5-10	.500	3-7	.429	0-0	.000	0	3	3	5.0	2	6	0	0	0	13	11.0
11.12.25	AT AUSTIN PEAY	*	29:02	1-5	.200	1-4	.250	0-0	.000	1	4	5	5.0	4	4	2	1	0	3	8.3
11.19.25	AT WESTERN KY.	*	20:35	4-10	.400	4-8	.500	0-0	.000	3	1	4	4.8	2	0	3	1	0	12	9.3
11.21.25	ALABAMA STATE	*	17:09	1-5	.200	1-5	.200	0-0	.000	1	4	5	4.8	0	3	0	0	1	3	8.0
11.23.25	TENNESSEE STATE	*	22:10	4-5	.800	2-2	1.000	2-2	1.000	0	6	6	5.0	3	2	2	0	1	12	8.7
11.27.25	VS. OREGON STATE	*	34:04	6-12	.500	5-9	.556	0-0	.000	1	5	6	5.1	2	4	0	1	0	17	9.9
11.29.25	VS. BYU	*	30:13	7-13	.538	4-9	.444	0-0	.000	2	8	10	5.8	3	2	1	0	0	18	10.9
12.3.25	VIRGINIA	*	38:05	3-15	.200	3-12	.250	0-0	.000	0	3	3	5.4	2	4	3	1	0	9	10.7
12.15.25	SOUTH FLORIDA	*	28:07	5-8	.625	3-5	.600	0-0	.000	1	5	6	5.5	0	4	1	1	2	13	10.9
12.18.25	UALBANY	*	19:59	1-2	.500	1-2	.500	0-0	.000	0	1	1	5.1	3	3	0	0	0	3	10.2
12.20.25	TEXAS SOUTHERN	*	20:47	9-13	.692	7-10	.700	0-0	.000	0	3	3	4.9	1	1	1	0	1	25	11.4
12.28.25	STONEHILL	*	21:54	5-8	.625	2-4	.500	0-0	.000	0	1	1	4.6	1	2	1	0	2	12	11.5
1.1.26	AT ARKANSAS	*	25:39	2-10	.200	2-8	.250	0-0	.000	0	2	2	4.4	3	1	1	0	1	6	11.1
1.4.26	LSU	*	27:43	2-7	.286	2-5	.400	0-0	.000	1	0	1	4.2	2	1	0	0	0	6	10.7
1.8.26	MISSOURI																			
1.11.26	AT TEXAS A&M																			
1.15.26	AT MISSISSIPPI ST.																			
1.19.26	VS. MICHIGAN																			
1.22.26	AUBURN																			
1.25.26	AT SOUTH CAROLINA																			
1.29.26	AT OLE MISS																			
2.1.26	FLORIDA																			
2.5.26	AT KENTUCKY																			
2.9.26	OKLAHOMA																			
2.12.26	TEXAS																			
2.15.26	AT GEORGIA																			
2.22.26	KENTUCKY																			
2.26.26	ALABAMA																			
3.1.26	AT TENNESSEE																			
TOTAL		15	400:20	58-133	.436	42-98	.429	3-4	.750	13	50	63	4.2	29	39	16	8	9	161	10.7

## CAREER STATS

\*at Tennessee

YEAR	GP	GS	MIN	AVG	FG	FGA	PCT	3FG	3FGA	3PCT	FT	FTA	PCT	OFF	DEF	TOT	AVG	PF	FO	AST	TO	BLK	STL	PTS	AVG
2022-23*	27	0	189	7.0	20	60	.333	12	46	.261	2	2	1.000	6	20	26	1.0	20	0	10	12	4	1	54	2.0
2023-24	33	28	698	21.2	80	225	.356	52	141	.369	12	16	.750	14	57	71	2.2	54	1	25	40	17	10	224	6.8
2024-25	23	0	222	9.6	28	65	.431	19	49	.388	8	12	.667	14	25	39	1.7	22	0	10	10	2	5	83	3.6
2025-26	15	15	400	26.7	58	133	.436	42	98	.429	3	4	.750	13	50	63	4.2	29	0	39	16	8	9	161	10.7
VANDY	71	43	1320	18.6	166	423	.392	113	288	.392	23	32	.719	41	132	173	2.4	105	1	74	66	27	24	468	6.6
CAREER	98	43	1509	15.4	186	483	.385	125	334	.374	25	34	.735	47	152	199	2.0	125	1	84	78	31	25	522	5.3







# 14 AIYANA MITCHELL

@AiyanaMitchell7  
@AiyanaJM22  
@AiyanaJM22

F • 6-4 • Jr. • Colorado Springs, Colo. • Fountain-Fort Carson HS

## SEASON HIGHS

Points • 16 • Stonehill (12/28/25)
FG Made • 7 • Stonehill (12/28/25)
FG Attempts • 9 • UAlbany (12/18/25)
3-Pt Made • - - - -
3-Pt Attempt • - - - -
FT Made • 4 • 2x, Last: Alabama State (11/21/25)
FT Attempt • 6 • 2x, Last: Alabama State (11/21/25)
Rebounds • 10 • 2x, Last: Texas Southern (12/20/25)
Assists • 3 • 2x, Last: Stonehill (12/28/25)
Steals • 3 • 2x, Last: Texas Southern (12/20/25)
Blocks • 4 • UAlbany (12/18/25)
Minutes • 25 • vs. California (11/3/25)

## CAREER HIGHS

Points • 16 • Stonehill (12/28/25)
FG Made • 7 • Stonehill (12/28/25)
FG Attempts • 10 • Appalachian St. (12/1/24)
3-Pt Made • - -
3-Pt Attempt • -
FT Made • 5 • 2x, Last: South Carolina (02/23/25)
FT Attempt • 6 • 3x, Last: Alabama State (11/21/25)
Rebounds • 10 • 2x, Last: Texas Southern (12/20/25)
Assists • 3 • 2x, Last: Stonehill (12/28/25)
Steals • 3 • 4x, Last: Texas Southern (12/20/25)
Blocks • 4 • 2x, Last: UAlbany (12/18/25)
Minutes • 25 • vs. California (11/3/25)

- Appeared in 49-straight games at Vanderbilt
- Averaging a career-best 7.9 ppg and 5.5 rpg this season
- Opened 2025-26 on a three-game double-digit scoring streak
- Collected her first career double-double vs. Cal with 12 pts, 10 reb
- Became the first Dore to have a double-double off the bench since Leilani Kapinus vs. Evansville on Dec. 14, 2024
- Appeared in 63 games with one start at Vandy
- Holds a career field goal percentage of 60.1 percent at Vandy
- One of five players to play in all 33 games in 2024-25
- Majoring in Medicine, Health & Society

SUPERLATIVES	'25-26 CAREER		SUPERLATIVES	'25-26 CAREER	
10+ POINTS	6	8	3+ ASSISTS	2	2
15+ POINTS	1	1	5+ STEALS	- -	- -
20+ POINTS	- -	- -	3+ STEALS	2	4
25+ POINTS	- -	- -	2+ BLOCKS	6	11
30+ POINTS	- -	- -	DOUBLE-DOUBLES	1	1
40+ POINTS	- -	- -	LED VANDY IN PTS	- -	- -
50+ POINTS	- -	- -	LED VANDY IN REB	3	5
MADE 3+ 3-PT FG	- -	- -	LED VANDY IN AST	- -	- -
10+ REBS	2	2	LED VANDY IN STL	1	2
5+ ASSISTS	- -	- -	LED VANDY IN BLK	6	19

## GAME-BY-GAME

DATE	OPPONENT	GS	MIN	FGM/A	FG%	3FG/A	3P%	FTM/A	FG%	OFF	DEF	TOT	AVG	PF	AST	T/O	BLK	STL	PTS	AVG
11.3.25	CALIFORNIA		24:32	6-7	.857	0-0	.000	0-2	.000	7	3	10	10.0	3	3	2	3	3	12	12.0
11.10.25	FURMAN		14:18	4-4	1.000	0-0	.000	4-6	.667	3	3	6	8.0	0	1	0	0	1	12	12.0
11.12.25	AT AUSTIN PEAY		20:47	4-7	.571	0-0	.000	2-5	.400	6	3	9	8.3	3	1	3	1	0	10	11.3
11.19.25	AT WESTERN KY.		12:17	0-0	.000	0-0	.000	2-2	1.000	1	4	5	7.5	2	0	2	1	0	2	9.0
11.21.25	ALABAMA STATE		12:39	3-3	1.000	0-0	.000	4-6	.667	3	3	6	7.2	2	0	1	1	1	10	9.2
11.23.25	TENNESSEE STATE		18:19	4-7	.571	0-0	.000	0-0	.000	2	4	6	7.0	2	0	0	2	1	8	9.0
11.27.25	VS. OREGON STATE		21:24	2-4	.500	0-0	.000	1-2	.500	2	3	5	6.7	2	1	1	2	1	5	8.4
11.29.25	VS. BYU		08:08	0-3	.000	0-0	.000	0-0	.000	1	2	3	6.3	2	0	1	0	0	0	7.4
12.3.25	VIRGINIA		17:59	3-4	.750	0-0	.000	2-2	1.000	0	2	2	5.8	2	0	0	3	1	8	7.4
12.15.25	SOUTH FLORIDA		14:11	3-4	.750	0-0	.000	2-2	1.000	1	2	3	5.5	3	1	0	2	0	8	7.5
12.18.25	UALBANY		23:30	6-9	.667	0-0	.000	2-4	.500	3	3	6	5.5	2	1	1	4	1	14	8.1
12.20.25	TEXAS SOUTHERN		16:55	1-2	.500	0-0	.000	2-2	1.000	6	4	10	5.9	1	1	1	0	3	4	7.8
12.28.25	STONEHILL		15:25	7-8	.875	0-0	.000	2-2	1.000	0	2	2	5.6	0	3	3	0	1	16	8.4
1.1.26	AT ARKANSAS		15:45	3-5	.600	0-0	.000	1-2	.500	2	2	4	5.5	4	0	2	1	1	7	8.3
1.4.26	LSU		27:56	0-0	.000	0-0	.000	2-8	.250	3	2	5	5.5	2	2	1	1	4	2	7.9
1.8.26	MISSOURI																			
1.11.26	AT TEXAS A&M																			
1.15.26	AT MISSISSIPPI ST.																			
1.19.26	VS. MICHIGAN																			
1.22.26	AUBURN																			
1.25.26	AT SOUTH CAROLINA																			
1.29.26	AT OLE MISS																			
2.1.26	FLORIDA																			
2.5.26	AT KENTUCKY																			
2.9.26	OKLAHOMA																			
2.12.26	TEXAS																			
2.15.26	AT GEORGIA																			
2.22.26	KENTUCKY																			
2.26.26	ALABAMA																			
3.1.26	AT TENNESSEE																			
TOTAL		0	264:05	46-67	.687	0-0	.000	26-45	.578	40	42	82	5.5	30	14	18	21	18	118	7.9

## CAREER STATS

YEAR	GP	GS	MIN	AVG	FG	FGA	PCT	3FG	3FGA	3PCT	FT	FTA	PCT	OFF	DEF	TOT	AVG	PF	FO	AST	TO	BLK	STL	PTS	AVG
2023-24	15	0	58	3.9	6	11	.545	0	0	.000	2	4	.500	4	7	11	0.7	10	0	0	3	4	0	14	0.9
2024-25	33	1	374	11.3	46	85	.541	0	0	.000	26	42	.619	38	53	91	2.8	48	0	14	27	21	17	118	3.6
2025-26	15	0	264	17.6	46	67	.687	0	0	.000	26	45	.578	40	42	82	5.5	30	0	14	18	21	18	118	7.9
CAREER	63	1	696	11.0	98	163	.601	0	0	.000	54	91	.593	82	102	184	2.9	88	0	28	48	46	35	250	4.0







# 15 NDJAKALENGA MWENENTANDA

@Ndjakalenga

@Ndjakalenga

G • 6-2 • Gr. • Sioux Falls, S.D. • Texas/Washington HS

## SEASON HIGHS

Points • 16 • 2x, Last: Virginia (12/03/25)
FG Made • 6 • 3x, Last: Stonehill (12/28/25)
FG Attempts • 9 • 2x, Last: Virginia (12/03/25)
3-Pt Made • 2 • 2x, Last: Virginia (12/03/25)
3-Pt Attempt • 4 • at Western Kentucky (11/19/25)
FT Made • 4 • South Florida (12/15/25)
FT Attempt • 5 • Furman (11/10/25)
Rebounds • 5 • 2x, Last: at Austin Peay (11/12/25)
Assists • 4 • Furman (11/10/25)
Steals • 3 • at Western Kentucky (11/19/25)
Blocks • 3 • Texas Southern (12/20/25)
Minutes • 29 • Virginia (12/03/25)

## CAREER HIGHS

Points • 19 • vs. Illinois (03/24/25)
FG Made • 7 • 2x, Last: Illinois (03/24/25)
FG Attempts • 12 • at Miss. State (02/27/25)
3-Pt Made • 2 • Furman (11/10/25)
3-Pt Attempt • 3 • 2x, Furman (11/10/25)
FT Made • 8 • Louisiana (11/11/22)
FT Attempt • 9 • Houston Christian (12/21/22)
Rebounds • 11 • at Miss. State (02/27/25)
Assists • 4 • 4x, Last: Missouri (01/30/25)
Steals • 6 • Southeast Missouri St. (11/10/24)
Blocks • 3 • 3x, Last: Texas Southern (12/20/25)
Minutes • 37 • at Mississippi State (02/27/25)

- Averaging a career-best 7.3 ppg this season
- Ndjakalenga means “a gift of luck” from her mother’s Luba tribe in Congo
- Appeared in 103 games with 18 starts over her three seasons at Texas
- Won three Big 12 titles (2 tour., 1 reg. season) and one SEC reg. season title at Texas
- Played in 10 NCAA Tournament games, including a Final Four, two Elite 8s and two Sweet 16s
- Graduated from Texas in 2025 with a Bachelor’s Degree in Psychology
- Played prep ball at Washington HS in Sioux Falls, S.D., where she scored over 1,000 career points and won the AA state title as a junior

SUPERLATIVES	'25-26 CAREER		SUPERLATIVES	'25-26 CAREER	
10+ POINTS	5	23	3+ ASSISTS	1	8
15+ POINTS	2	7	5+ STEALS	--	1
20+ POINTS	--	--	3+ STEALS	--	2
25+ POINTS	--	--	2+ BLOCKS	2	8
30+ POINTS	--	--	DOUBLE-DOUBLES	--	--
40+ POINTS	--	--	LED VANDY IN PTS	1	1
50+ POINTS	--	--	LED VANDY IN REB	--	--
MADE 3+ 3-PT FG	--	--	LED VANDY IN AST	--	--
10+ REBS	--	1	LED VANDY IN STL	--	--
5+ ASSISTS	--	--	LED VANDY IN BLK	2	2

## GAME-BY-GAME

DATE	OPPONENT	GS	MIN	FGM/A	FG%	3FG/A	3P%	FTM/A	FG%	OFF	DEF	TOT	AVG	PF	AST	T/O	BLK	STL	PTS	AVG
11.3.25	CALIFORNIA	*	14:44	3-4	.750	1-1	1.000	0-0	.000	1	1	2	2.0	2	0	2	0	1	7	7.0
11.10.25	FURMAN	*	27:38	6-8	.750	2-3	.667	2-5	.400	1	4	5	3.5	2	4	0	0	1	16	11.5
11.12.25	AT AUSTIN PEAY	*	18:04	2-5	.400	1-1	1.000	0-0	.000	2	3	5	4.0	0	1	1	1	1	5	9.3
11.19.25	AT WESTERN KY.	*	22:17	4-9	.444	1-4	.250	2-2	1.000	3	0	3	3.8	0	1	1	1	3	11	9.8
11.21.25	ALABAMA STATE	*	16:46	2-6	.333	1-2	.500	0-0	.000	0	1	1	3.2	1	1	1	1	0	5	8.8
11.23.25	TENNESSEE STATE	*	18:34	1-2	.500	0-1	.000	0-0	.000	1	0	1	2.8	1	2	0	0	0	2	7.7
11.27.25	VS. OREGON STATE	*	22:30	2-4	.500	0-1	.000	2-2	1.000	0	1	1	2.6	2	2	3	0	0	6	7.4
11.29.25	VS. BYU	*	06:18	1-2	.500	0-0	.000	2-2	1.000	0	0	0	2.3	0	0	0	0	0	4	7.0
12.3.25	VIRGINIA	*	29:25	6-9	.667	2-2	1.000	2-2	1.000	3	4	7	2.8	3	0	1	1	1	16	8.0
12.15.25	SOUTH FLORIDA	*	21:50	3-6	.500	0-2	.000	4-4	1.000	0	1	1	2.6	3	1	1	0	0	10	8.2
12.18.25	UALBANY	*	17:47	1-5	.200	0-1	.000	3-4	.750	1	1	2	2.5	2	0	3	0	0	5	7.9
12.20.25	TEXAS SOUTHERN	*	19:16	0-4	.000	0-3	.000	4-4	1.000	1	5	6	2.8	1	0	0	3	1	4	7.6
12.28.25	STONEHILL	*	17:24	6-7	.857	0-1	.000	0-0	.000	1	1	2	2.8	1	1	1	0	2	12	7.9
1.1.26	AT ARKANSAS	*	20:21	2-5	.400	0-2	.000	0-0	.000	0	1	1	2.6	1	0	1	0	1	4	7.6
1.4.26	LSU	*	11:41	1-2	.500	0-1	.000	1-1	1.000	0	3	3	2.7	2	0	0	0	0	3	7.3
1.8.26	MISSOURI																			
1.11.26	AT TEXAS A&M																			
1.15.26	AT MISSISSIPPI ST.																			
1.19.26	VS. MICHIGAN																			
1.22.26	AUBURN																			
1.25.26	AT SOUTH CAROLINA																			
1.29.26	AT OLE MISS																			
2.1.26	FLORIDA																			
2.5.26	AT KENTUCKY																			
2.9.26	OKLAHOMA																			
2.12.26	TEXAS																			
2.15.26	AT GEORGIA																			
2.22.26	KENTUCKY																			
2.26.26	ALABAMA																			
3.1.26	AT TENNESSEE																			
TOTAL		15	284:35	40-78	.513	8-25	.320	22-26	.846	14	26	40	2.7	21	13	15	7	11	110	7.3

## CAREER STATS

\*at Texas

YEAR	GP	GS	MIN	AVG	FG	FGA	PCT	3FG	3FGA	3PCT	FT	FTA	PCT	OFF	DEF	TOT	AVG	PF	FO	AST	TO	BLK	STL	PTS	AVG
2022-23*	31	3	373	12.0	44	131	.336	3	17	.176	44	63	.698	36	33	69	2.2	52	2	18	29	4	15	135	4.4
2023-24*	35	0	372	10.6	52	116	.448	3	10	.300	21	34	.618	22	36	58	1.7	41	0	23	33	9	11	128	3.7
2024-25*	37	15	632	17.1	82	178	.461	1	18	.056	43	56	.768	48	60	108	2.9	57	0	34	54	21	27	208	5.6
2025-26	15	15	285	19.0	40	78	.513	8	25	.320	22	26	.846	14	26	40	2.7	21	0	13	15	7	11	110	7.3
VANDY	15	15	285	19.0	40	78	.513	8	25	.320	22	26	.846	14	26	40	2.7	21	0	13	15	7	11	110	7.3
CAREER	118	33	1662	14.1	218	503	.433	15	70	.214	130	179	.726	120	155	275	2.3	171	2	88	131	41	64	581	4.9







# 24 AGA MAKURAT

@a.makurat24

**G • 6-3 • Jr. • Sierakowice, Poland. • Sopocka Akademia Tenisowa**

## SEASON HIGHS

Points • 21 • Alabama State (11/21/25)
FG Made • 8 • Alabama State (11/21/25)
FG Attempts • 15 • Alabama State (11/21/25)
3-Pt Made • 5 • Alabama State (11/21/25)
3-Pt Attempt • 11 • Alabama State (11/21/25)
FT Made • 2 • Texas Southern (12/20/25)
FT Attempt • 2 • Texas Southern (12/20/25)
Rebounds • 5 • 2x, Last: UAlbany (12/18/25)
Assists • 3 • Tennessee State (11/23/25)
Steals • 3 • at Western Kentucky (11/19/25)
Blocks • 1 • 4x, Last: Texas Southern (12/20/25)
Minutes • 22 • at Western Kentucky (11/19/25)

## CAREER HIGHS

Points • 21 • Alabama State (11/21/25)
FG Made • 8 • Alabama State (11/21/25)
FG Attempts • 15 • Alabama State (11/21/25)
3-Pt Made • 5 • 2x, Last: Alabama State (11/21/25)
3-Pt Attempt • 11 • Alabama State (11/21/25)
FT Made • 3 • Western Kentucky (11/15/23)
FT Attempt • 4 • Western Kentucky (11/15/23)
Rebounds • 7 • at South Carolina (01/28/24)
Assists • 3 • 3x, Last: App. State (12/01/24)
Steals • 3 • 2x, Last: Tennessee State (11/23/25)
Blocks • 3 • Florida (01/07/24)
Minutes • 24 • at South Carolina (01/28/24)

- Averaging a career-best 4.2 ppg this season
- Scored career-high 21 points vs. Alabama State on Nov. 21
- Appeared in 61 games with three starts at Vandy
- Represented Poland in the FIBA U20 EuroBasket ('24), FIBA U18 Euro Champ. ('22) and FIBA U16 Euro Champ. ('20)
- First player from Poland in program history
- Participated in the NBA Academy team ('23) and led her team to an undefeated record
- Has two older sisters, Anna (UConn) and Ola (Utah), that played NCAA Division I women's basketball

SUPERLATIVES	'25-'26 CAREER		SUPERLATIVES	'25-'26 CAREER	
10+ POINTS	2	6	3+ ASSISTS	1	4
15+ POINTS	1	3	5+ STEALS	--	--
20+ POINTS	1	1	3+ STEALS	--	--
25+ POINTS	--	--	2+ BLOCKS	--	5
30+ POINTS	--	--	DOUBLE-DOUBLES	--	--
40+ POINTS	--	--	LED VANDY IN PTS	--	2
50+ POINTS	--	--	LED VANDY IN REB	--	1
MADE 3+ 3-PT FG	1	5	LED VANDY IN AST	--	--
10+ REBS	--	--	LED VANDY IN STL	--	1
5+ ASSISTS	--	--	LED VANDY IN BLK	1	8

## GAME-BY-GAME

DATE	OPPONENT	GS	MIN	FGM/A	FG%	3FG/A	3P%	FTM/A	FT%	OFF	DEF	TOT	AVG	PF	AST	T/O	BLK	STL	PTS	AVG
11.3.25	CALIFORNIA		06:06	0-0	.000	0-0	.000	0-0	.000	1	0	1	1.0	1	0	1	0	0	0	0.0
11.10.25	FURMAN		17:30	1-3	.333	0-1	.000	0-0	.000	1	4	5	3.0	0	1	0	1	0	2	1.0
11.12.25	AT AUSTIN PEAY		06:54	0-0	.000	0-0	.000	0-0	.000	0	1	1	2.3	0	1	1	0	0	0	0.7
11.19.25	AT WESTERN KY.		22:10	3-9	.333	1-6	.167	0-0	.000	1	2	3	2.5	2	0	0	1	3	7	2.3
11.21.25	ALABAMA STATE		20:19	8-15	.533	5-11	.455	0-0	.000	0	0	0	2.0	3	0	0	0	1	21	6.0
11.23.25	TENNESSEE STATE		17:24	3-7	.429	1-3	.333	0-0	.000	2	1	3	2.2	1	3	0	1	0	7	6.2
11.27.25	VS. OREGON STATE		05:56	0-1	.000	0-1	.000	0-0	.000	0	0	0	1.9	0	1	0	0	0	0	5.3
11.29.25	VS. BYU		02:05	0-0	.000	0-0	.000	0-0	.000	0	0	0	1.6	0	0	0	0	0	0	4.6
12.3.25	VIRGINIA		01:11	0-0	.000	0-0	.000	0-0	.000	0	0	0	1.4	0	0	0	0	0	0	4.1
12.15.25	SOUTH FLORIDA		10:44	2-6	.333	2-4	.500	0-0	.000	2	1	3	1.6	1	2	0	0	1	6	4.3
12.18.25	UALBANY		10:35	1-2	.500	1-2	.500	0-0	.000	2	3	5	1.9	0	0	1	0	0	3	4.2
12.20.25	TEXAS SOUTHERN		19:30	4-9	.444	3-6	.500	2-2	1.000	1	3	4	2.1	1	2	1	1	1	13	4.9
12.28.25	STONEHILL		11:49	0-0	.000	0-0	.000	0-0	.000	0	1	1	2.0	2	1	1	0	0	0	4.5
1.1.26	AT ARKANSAS		05:10	0-0	.000	0-0	.000	0-0	.000	0	1	1	1.9	0	1	0	0	0	0	4.2
1.4.26	LSU																			
1.8.26	MISSOURI																			
1.11.26	AT TEXAS A&M																			
1.15.26	AT MISSISSIPPI ST.																			
1.19.26	VS. MICHIGAN																			
1.22.26	AUBURN																			
1.25.26	AT SOUTH CAROLINA																			
1.29.26	AT OLE MISS																			
2.1.26	FLORIDA																			
2.5.26	AT KENTUCKY																			
2.9.26	OKLAHOMA																			
2.12.26	TEXAS																			
2.15.26	AT GEORGIA																			
2.22.26	KENTUCKY																			
2.26.26	ALABAMA																			
3.1.26	AT TENNESSEE																			
TOTAL		0	157:23	22-52	.423	13-34	.382	2-2	1.000	10	17	27	1.9	11	12	5	4	6	59	4.2

## CAREER STATS

YEAR	GP	GS	MIN	AVG	FG	FGA	PCT	3FG	3FGA	3PCT	FT	FTA	PCT	OFF	DEF	TOT	AVG	PF	FO	AST	TO	BLK	STL	PTS	AVG
2023-24	33	3	469	14.2	44	129	.341	29	90	.322	11	14	.786	12	37	49	1.5	29	0	19	32	13	10	128	3.9
2024-25	14	0	143	10.2	17	53	.321	12	42	.286	1	1	1.000	7	21	28	2.0	5	0	10	7	5	3	47	3.4
2025-26	14	0	157	11.2	22	52	.423	13	34	.382	2	2	1.000	10	17	27	1.9	11	0	12	5	4	6	59	4.2
CAREER	61	3	769	12.6	83	234	.355	54	166	.325	14	17	.824	29	75	104	1.7	45	0	41	44	22	19	234	3.8







# 30 TRINITY WILSON

@Trinityy.Wilsonn  
@TrinityWilson\_BTS  
@TrinityWilson30

C • 6-3 • So. • Lakeville, Minn. • Lakeville North HS

## SEASON HIGHS

Points • 2 • 2x, Last: Stonehill (12/28/25)
FG Made • 1 • Stonehill (12/28/25)
FG Attempts • 1 • Stonehill (12/28/25)
3-Pt Made • - - - -
3-Pt Attempt • - - - -
FT Made • 2 • Texas Southern (12/20/25)
FT Attempt • 2 • 2x, Last: Texas Southern (12/20/25)
Rebounds • 2 • Texas Southern (12/20/25)
Assists • 1 • Texas Southern (12/20/25)
Steals • 1 • Furman (11/10/25)
Blocks • - - - -
Minutes • 6 • Texas Southern (12/20/25)

## CAREER HIGHS

Points • 6 • West Georgia (12/21/24)
FG Made • 3 • West Georgia (12/21/24)
FG Attempts • 5 • West Georgia (12/21/24)
3-Pt Made • - -
3-Pt Attempt • - -
FT Made • 2 • Texas Southern (12/20/25)
FT Attempt • 2 • 3x, Last: Texas Southern (12/20/25)
Rebounds • 5 • 2x, Last: Austin Peay (11/08/24)
Assists • 2 • at Missouri (03/02/25)
Steals • 1 • Furman (11/10/25)
Blocks • 1 • 2x, Last: West Georgia (12/21/24)
Minutes • 11 • Lipscomb (11/04/24)

- Played in 12 games, all off the bench, in her first year at Vanderbilt
- Ranked the fifth-best player in Minnesota according to PrepGirlsHoops.com
- Fourth player from Minnesota in program history and first since 2016-17
- Mother Brenda Marquis played at UConn and was a member of the 1995 undefeated NCAA championship team
- Majoring in Human & Organizational Development

SUPERLATIVES	'25-26 CAREER	SUPERLATIVES	'25-26 CAREER
10+ POINTS	-- --	3+ ASSISTS	-- --
15+ POINTS	-- --	5+ STEALS	-- --
20+ POINTS	-- --	3+ STEALS	-- --
25+ POINTS	-- --	2+ BLOCKS	-- --
30+ POINTS	-- --	DOUBLE-DOUBLES	-- --
40+ POINTS	-- --	LED VANDY IN PTS	-- --
50+ POINTS	-- --	LED VANDY IN REB	-- --
MADE 3+ 3-PT FG	-- --	LED VANDY IN AST	-- --
10+ REBS	-- --	LED VANDY IN STL	-- --
5+ ASSISTS	-- --	LED VANDY IN BLK	-- --

## GAME-BY-GAME

DATE	OPPONENT	GS	MIN	FGM/A	FG%	3FG/A	3P%	FTM/A	FG% OFF	DEF	TOT	AVG	PF	AST	T/O	BLK	STL	PTS	AVG
11.3.25	CALIFORNIA																		
DNP - COACHES CHOICE																			
11.10.25	FURMAN		02:56	0-0	.000	0-0	.000	1-2	.500	0	0	0.0	1	0	2	0	1	1	1.0
11.12.25	AT AUSTIN PEAY																		
DNP - COACHES CHOICE																			
11.21.25	AT WESTERN KY.		00:45	0-0	.000	0-0	.000	0-0	.000	0	0	0.0	0	0	0	0	0	0	0.5
11.21.25	ALABAMA STATE																		
DNP - INJURY																			
11.23.25	TENNESSEE STATE																		
DNP - INJURY																			
11.27.25	VS. OREGON STATE																		
DNP - INJURY																			
11.29.25	VS. BYU																		
DNP - INJURY																			
12.3.25	VIRGINIA																		
DNP - COACHES CHOICE																			
12.15.25	SOUTH FLORIDA																		
DNP - COACHES CHOICE																			
12.18.25	UALBANY																		
DNP - COACHES CHOICE																			
12.20.25	TEXAS SOUTHERN		06:04	0-0	.000	0-0	.000	2-2	1.000	0	2	0.7	0	1	2	0	0	2	1.0
12.28.25	STONEHILL		03:31	1-1	1.000	0-0	.000	0-0	.000	1	0	0.8	0	0	1	0	0	2	1.3
1.1.26	AT ARKANSAS																		
DNP - COACHES CHOICE																			
1.4.26	LSU																		
DNP - COACHES CHOICE																			
1.8.26	MISSOURI																		
1.11.26	AT TEXAS A&M																		
1.15.26	AT MISSISSIPPI ST.																		
1.19.26	VS. MICHIGAN																		
1.22.26	AUBURN																		
1.25.26	AT SOUTH CAROLINA																		
1.29.26	AT OLE MISS																		
2.1.26	FLORIDA																		
2.5.26	AT KENTUCKY																		
2.9.26	OKLAHOMA																		
2.12.26	TEXAS																		
2.15.26	AT GEORGIA																		
2.22.26	KENTUCKY																		
2.26.26	ALABAMA																		
3.1.26	AT TENNESSEE																		
TOTAL		0	13:33	1-1	1.000	0-0	.000	3-4	.750	1	2	0.8	1	1	5	0	1	5	1.3

## CAREER STATS

YEAR	GP	GS	MIN	AVG	FG	FGA	PCT	3FG	3FGA	3PCT	FT	FTA	PCT	OFF	DEF	TOT	AVG	PF	FO	AST	TO	BLK	STL	PTS	AVG
2024-25	12	0	55	4.6	8	21	.381	0	0	.000	1	3	.333	5	10	15	1.3	6	0	8	3	2	0	17	1.4
2025-26	4	0	14	3.4	1	1	1.000	0	0	.000	3	4	.750	1	2	3	0.8	1	0	1	5	0	1	5	1.3
CAREER	16	0	69	4.3	9	22	.409	0	0	.000	4	7	.571	6	12	18	1.1	7	0	9	8	2	1	22	1.4







# 32 AALYAH DEL ROSARIO

@Aalyah.Rosario\_03

@Aalyah.DelRosario

C • 6-6 • Jr. • Santo Domingo, D. R. • LSU/The Webb School (Tenn.)

## SEASON HIGHS

Points • 5 • Furman (11/10/25)  
FG Made • 2 • 3x, Last: Tennessee State (11/23/25)  
FG Attempts • 5 • Tennessee State (11/23/25)  
3-Pt Made • - - - -  
3-Pt Attempt • - - - -  
FT Made • 2 • 2x, Last: Alabama State (11/21/25)  
FT Attempt • 5 • Alabama State (11/21/25)  
Rebounds • 5 • at Western Kentucky (11/21/25)  
Assists • 2 • 3x, Last: Texas Southern (12/20/25)  
Steals • 1 • 3x, Last: Tennessee State (11/23/25)  
Blocks • 3 • at Western Ky. (11/19/25)  
Minutes • 14 • Alabama State (11/21/25)

## CAREER HIGHS

Points • 27 • McNeese State (12/12/23)  
FG Made • 10 • McNeese State (12/12/23)  
FG Attempts • 14 • McNeese State (12/12/23)  
3-Pt Made • - -  
3-Pt Attempts • - -  
FT Made • 7 • McNeese State (12/12/23)  
FT Attempt • 14 • McNeese State (12/12/23)  
Rebounds • 10 • 2x, Last: Coppin St. (12/20/23)  
Assists • 2 • 4x, Last: Texas Southern (12/20/25)  
Steals • 2 • 3x, Last: vs. Rice (03/22/24)  
Blocks • 4 • Northwestern State (12/17/23)  
Minutes • 23 • Texas Southern (11/20/23)

- Transferred to Vanderbilt after two seasons at LSU where she played in 65 games with one start
- Appeared in six NCAA Tournament games and has played in the Elite 8 in each of the last two seasons with the Tigers
- All-SEC Freshman Team (2023-24)
- Five-star recruit and ranked No. 7 in the Class of 2023 and the No. 2 post player by HoopGurlz/espnW
- Won Gold with Team USA at the FIBA U18 World Cup in Argentina ('22)
- Played at The Webb School in Bell Buckle, Tennessee, winning back-to-back state championships as a junior and senior

SUPERLATIVES	'25-26 CAREER	SUPERLATIVES	'25-26 CAREER
10+ POINTS	-- 4	3+ ASSISTS	-- --
15+ POINTS	-- 1	5+ STEALS	-- --
20+ POINTS	-- 1	3+ STEALS	-- --
25+ POINTS	-- 1	2+ BLOCKS	3 10
30+ POINTS	-- --	DOUBLE-DOUBLES	-- 1
40+ POINTS	-- --	LED VANDY IN PTS	-- --
50+ POINTS	-- --	LED VANDY IN REB	-- --
MADE 3+ 3-PT FG	-- --	LED VANDY IN AST	-- --
10+ REBS	-- 2	LED VANDY IN STL	-- --
5+ ASSISTS	-- --	LED VANDY IN BLK	3 3

## GAME-BY-GAME

DATE	OPPONENT	GS	MIN	FGM/A	FG%	3FG/A	3P%	FTM/A	FG%	OFF	DEF	TOT	AVG	PF	AST	T/O	BLK	STL	PTS	AVG
11.3.25	CALIFORNIA	05:30	0-0	.000	0-0	.000	2-2	1.000	2	0	2	2.0	2	0	0	0	0	0	2	2.0
11.10.25	FURMAN	08:21	2-2	1.000	0-0	.000	1-2	.500	0	0	0	1.0	1	2	1	0	1	5	3.5	
11.12.25	AT AUSTIN PEAY	03:00	0-0	.000	0-0	.000	0-2	.000	0	2	2	1.3	1	1	1	1	0	0	2	2.3
11.19.25	AT WESTERN KY.	08:28	2-2	1.000	0-0	.000	1-2	.500	2	3	5	2.3	2	0	1	3	1	5	3.0	
11.21.25	ALABAMA STATE	13:38	1-3	.333	0-0	.000	2-5	.400	0	4	4	2.6	1	0	0	2	0	4	3.2	
11.23.25	TENNESSEE STATE	11:22	2-5	.400	0-0	.000	0-0	.000	1	0	1	2.3	0	2	0	2	1	4	3.3	
11.27.25	VS. OREGON STATE	03:59	0-0	.000	0-0	.000	0-0	.000	0	0	0	2.0	0	0	0	0	0	0	2.9	
11.29.25	VS. BYU																			
12.3.25	VIRGINIA																			
12.15.25	SOUTH FLORIDA	02:14	0-0	.000	0-0	.000	0-0	.000	0	0	0	1.8	0	1	0	0	0	0	2.5	
12.18.25	UALBANY	04:56	0-0	.000	0-0	.000	0-0	.000	0	0	0	1.6	0	0	0	1	0	0	2.2	
12.20.25	TEXAS SOUTHERN	08:32	1-3	.333	0-0	.000	1-1	1.000	2	1	3	1.7	2	2	2	1	0	3	2.3	
12.28.25	STONEHILL	09:05	1-3	.333	0-0	.000	0-0	.000	1	0	1	1.6	1	3	2	1	0	2	2.3	
1.1.26	AT ARKANSAS																			
1.4.26	LSU																			
1.8.26	MISSOURI																			
1.11.26	AT TEXAS A&M																			
1.15.26	AT MISSISSIPPI ST.																			
1.19.26	VS. MICHIGAN																			
1.22.26	AUBURN																			
1.25.26	AT SOUTH CAROLINA																			
1.29.26	AT OLE MISS																			
2.1.26	FLORIDA																			
2.5.26	AT KENTUCKY																			
2.9.26	OKLAHOMA																			
2.12.26	TEXAS																			
2.15.26	AT GEORGIA																			
2.22.26	KENTUCKY																			
2.26.26	ALABAMA																			
3.1.26	AT TENNESSEE																			
TOTAL		0	79:05	9-18	.500	0-0	.000	7-14	.500	8	10	18	1.6	10	11	7	11	3	25	2.3

## CAREER STATS

\*at LSU

YEAR	GP	GS	MIN	AVG	FG	FGA	PCT	3FG	3FGA	3PCT	FT	FTA	PCT	OFF	DEF	TOT	AVG	PF	FO	AST	TO	BLK	STL	PTS	AVG
2023-24*	37	1	416	11.2	60	111	.541	0	0	.000	53	93	.570	47	82	129	3.5	63	0	8	30	30	15	173	4.7
2024-25*	28	0	175	6.3	20	48	.417	0	0	.000	16	33	.485	25	32	57	2.0	39	1	2	12	8	3	56	2.0
2025-26	11	0	79	7.2	9	18	.500	0	0	.000	7	14	.500	8	10	18	1.6	10	0	11	7	11	3	25	2.3
VANDY	11	0	79	7.2	9	18	.500	0	0	.000	7	14	.500	8	10	18	1.6	10	0	11	7	11	3	25	2.3
CAREER	76	1	670	8.8	89	177	.503	0	0	.000	76	140	.543	80	124	204	2.7	112	1	21	49	49	21	254	3.3







# 35 SACHA WASHINGTON



@Sacha\_Washington



@Sacha\_Washington



@SachaW33

**F • 6-2 • Gr. • Lawrenceville, Ga. • Collins Hill HS**

## SEASON HIGHS

Points • 16 • South Florida (12/15/25)
FG Made • 6 • 2x, Last: Tennessee State (11/23/25)
FG Attempts • 12 • vs. California (11/3/25)
3-Pt Made • -- • --
3-Pt Attempt • -- • --
FT Made • 6 • South Florida (12/15/25)
FT Attempt • 8 • at Arkansas (01/01/26)
Rebounds • 13 • at Arkansas (01/01/26)
Assists • 6 • vs. BYU (11/29/25)
Steals • 4 • vs. California (11/3/25)
Blocks • 3 • at Arkansas (01/01/26)
Minutes • 32 • vs. BYU (11/29/25)

## CAREER HIGHS

Points • 33 • Louisiana Tech (12/03/23)
FG Made • 15 • Louisiana Tech (12/03/23)
FG Attempts • 20 • Louisiana Tech (12/03/23)
3-Pt Made • --
3-Pt Attempt • 1 • Lipscomb (12/18/22)
FT Made • 10 • Fairfield (11/12/23)
FT Attempt • 16 • Fairfield (11/12/23)
Rebounds • 17 • Fairfield (11/12/23)
Assists • 7 • Fairfield (11/12/23)
Steals • 8 • Louisiana Tech (12/03/23)
Blocks • 6 • Dayton (12/20/23)
Minutes • 40 • Florida (03/07/24)

- Returns to action after missing the 2024-25 season due to a medical condition
- 10th all-time at Vanderbilt in rebounds (830) and blocks (124)
- 28th on the program's all-time scoring list with 1,149 points
- Her 830 career rebounds are most among active SEC players
- Only active SEC player to amass over 1,000 pts, 800 reb, and 100 blk
- One of seven active SEC players to score 1,000 career points
- Appeared in 114 games with 87 starts over her five seasons at Vanderbilt
- Leads Vanderbilt with 87 career starts and 25 career double-doubles
- All-SEC freshman team ('22)
- Graduate from Vanderbilt in May 2025 with a Bachelor's Degree in Medicine, Health & Society

### SUPERLATIVES

### '25-26 CAREER

10+ POINTS	9	58
15+ POINTS	1	21
20+ POINTS	--	6
25+ POINTS	--	1
30+ POINTS	--	--
40+ POINTS	--	--
50+ POINTS	--	--
MADE 3+ 3-PT FG	--	--
10+ REBS	4	28
5+ ASSISTS	1	3

### SUPERLATIVES

### '25-26 CAREER

3+ ASSISTS	3	11
5+ STEALS	--	2
3+ STEALS	2	11
2+ BLOCKS	4	32
DOUBLE-DOUBLES	3	25
LED VANDY IN PTS	--	13
LED VANDY IN REB	9	62
LED VANDY IN AST	1	6
LED VANDY IN STL	2	7
LED VANDY IN BLK	5	59

## GAME-BY-GAME

DATE	OPPONENT	GS	MIN	FGM/A	FG%	3FG/A	3P%	FTM/A	FT%	OFF	DEF	TOT	AVG	PF	AST	T/O	BLK	STL	PTS	AVG
11.3.25	CALIFORNIA	*	27:11	5-12	.417	0-0	.000	0-0	.000	5	3	8	8.0	3	2	2	0	4	10	10.0
11.10.25	FURMAN	*	16:30	3-6	.500	0-0	.000	2-2	1.000	1	3	4	6.0	1	0	1	0	1	8	9.0
11.12.25	AT AUSTIN PEAY	*	28:50	4-5	.800	0-0	.000	2-4	.500	3	7	10	7.3	4	0	4	2	3	10	9.3
11.19.25	AT WESTERN KY.	*	22:57	6-9	.667	0-0	.000	1-2	.500	6	1	7	7.3	2	2	1	1	2	13	10.3
11.21.25	ALABAMA STATE	*	16:11	5-11	.455	0-0	.000	1-1	1.000	4	3	7	7.2	2	0	2	2	1	11	10.4
11.23.25	TENNESSEE STATE	*	19:06	6-9	.667	0-0	.000	1-3	.333	5	5	10	7.7	0	3	1	2	0	13	10.8
11.27.25	VS. OREGON STATE	*	14:37	2-6	.333	0-0	.000	0-1	.000	5	1	6	7.4	1	0	0	0	0	4	9.9
11.29.25	VS. BYU	*	31:52	2-7	.286	0-0	.000	3-4	.750	8	4	12	8.0	2	6	1	1	1	7	9.5
12.3.25	VIRGINIA	*	22:01	5-7	.714	0-0	.000	3-4	.750	1	6	7	7.9	3	0	2	0	2	13	9.9
12.15.25	SOUTH FLORIDA	*	23:35	5-9	.556	0-0	.000	6-6	1.000	3	3	6	7.7	0	2	2	1	0	16	10.5
12.18.25	UALBANY	*	15:06	1-1	1.000	0-0	.000	1-2	.500	1	3	4	7.4	2	0	0	1	2	3	9.8
12.20.25	TEXAS SOUTHERN	*	08:29	1-2	.500	0-0	.000	0-0	.000	2	2	4	7.1	2	2	2	0	0	2	9.2
12.28.25	STONEHILL	*	14:54	5-7	.714	0-0	.000	4-4	1.000	2	3	5	6.9	1	1	1	0	3	14	9.5
1.1.26	AT ARKANSAS	*	24:15	5-8	.625	0-0	.000	3-8	.375	10	3	13	7.4	2	1	1	3	1	13	9.8
1.4.26	LSU	*	30:40	2-5	.400	0-0	.000	0-0	.000	4	3	7	7.3	3	2	0	3	3	4	9.4
1.8.26	MISSOURI																			
1.11.26	AT TEXAS A&M																			
1.15.26	AT MISSISSIPPI ST.																			
1.19.26	VS. MICHIGAN																			
1.22.26	AUBURN																			
1.25.26	AT SOUTH CAROLINA																			
1.29.26	AT OLE MISS																			
2.1.26	FLORIDA																			
2.5.26	AT KENTUCKY																			
2.9.26	OKLAHOMA																			
2.12.26	TEXAS																			
2.15.26	AT GEORGIA																			
2.22.26	KENTUCKY																			
2.26.26	ALABAMA																			
3.1.26	AT TENNESSEE																			
TOTAL		15	316:15	57-104	.548	0-0	.000	27-41	.659	60	50	110	7.3	28	21	20	16	23	141	9.4

## CAREER STATS

YEAR	GP	GS	MIN	AVG	FG	FGA	PCT	3FG	3FGA	3PCT	FT	FTA	PCT	OFF	DEF	TOT	AVG	PF	FO	AST	TO	BLK	STL	PTS	AVG
2021-22	35	8	708	20.2	104	224	.464	0	0	.000	58	85	.682	113	117	230	6.6	87	2	26	57	19	26	266	7.6
2022-23	31	31	798	25.7	136	294	.463	0	1	.000	72	114	.632	91	137	228	7.4	87	5	35	67	45	25	344	11.1
2023-24	33	33	959	29.1	163	310	.526	0	0	.000	72	117	.615	118	144	262	7.9	91	4	44	90	44	52	398	12.1
2024-25	REDSHIRT SEASON DUE TO INJURY																								
2025-26	15	15	316	21.1	57	104	.548	0	0	.000	27	41	.659	60	50	110	7.3	28	0	21	20	16	23	141	9.4
CAREER	114	87	2781	24.4	460	932	.494	0	1	.000	229	357	.641	382	448	830	7.3	293	11	126	234	124	126	1149	10.1





## GAME O #19/21 Vanderbilt vs. Memphis

**DATE** Oct. 27, 2025 **SITE** FedExForum (Memphis, Tenn.)

## BLAKES PUTS 40 POINTS ON MEMPHIS

Blakes, the reigning USBSWA Tamika Catchman Catches National Freshman of the Year, picked up right where she left off in 2024-25. The guard shot a blistering 60 percent from the field, going 12-of-20 from the floor, including a 5-of-10 performance from behind the arc. Blakes filled up the stat sheet at the FedExForum, as she pulled down eight, had four assists and two steals. Her 40-point performance on Monday marks the most points scored by a player inside the FedExForum since Steph Curry's 52-point effort on April 1, 2025.

Blakes was one of three double-digit scorers for the Commodores against the Tigers. She was joined by graduate Sacha Washington, who had a double-double with 22 points and 11 rebounds, and senior Justine Pissott, who also registered double-double with 11 points and 10 assists and connected on three shots from behind the arc. It was Washington's first game action since March 22, 2023, after missing last season due to a medical condition.

## BOX SCORE

VAN		MEM		Points from		VAN		MEM		Period by Period Scoring				
Best lead	37 (4 <sup>th</sup> 0:14)	0	1 <sup>st</sup> 10:00	Turnovers	27	10								
Biggest Scoring Run	11 (1 <sup>st</sup> 4:02)	7	3 <sup>rd</sup> 9:21	Paint	54	40								
Lead Changes	0			Second Chance	21	21								
Times Tied	0			Fast Breaks	16	14								
Time with Lead	39:02	00:00		Bench	17	29								

V

**DATE** Nov. 3, 2025 **SITE** Adidas Arena (Paris, France)

## INTERNATIONAL FLAIR

After trading blows over the first 18-plus minutes of the contest, Vanderbilt used a 30-4 run that went from the 1:47 mark of the second quarter to the 1:48 in the third quarter, turning a nine-point deficit into a 17-point lead for the Dores. Vandy scored 19 consecutive points that spanned over seven minutes in the third to open up the game and take a 17-point advantage. California was able to cut into the Vanderbilt lead in the fourth, but the Dores were able to withstand the late charge to leave Paris with a nine-point win.

Blakes was one of three Vanderbilt players to register double-digit points in the season-opening win over Cal. Forward Aiyana Mitchell began her junior season by collecting the first double-double of her collegiate career, as the Colorado Springs, Colorado, native registered 12 points and grabbed a personal-best 10 rebounds in 25 minutes off the bench.

Graduate student Sacha Washington collected 10 points and pulled down eight rebounds in her first official game back on the court since March 22, 2023, after missing last season due to a medical condition. The 6-2 forward added a team-high four steals to her stat line.

Freshman Aubrey Galvan filled up the stat sheet in her Vanderbilt debut. The Deerfield, Illinois, native pulled down nine rebounds while adding seven points, seven assists and three steals to her line.

The Commodores shot 38.7 percent from the field, while outrebounding the Golden Bears, 49-41. Vanderbilt held a 25-15 edge in second-chance points, while scoring 40 total points in the paint on Monday.

	Cal	VANDY	Points from	Cal	VANDY	Period by Period Scoring				
Biggest lead	9 (2 <sup>nd</sup> 2:05)	17 (3 <sup>rd</sup> 1:48)	Turnovers	13	19		1st	2nd	3rd	4th TOT
Best Scoring Run	7 (2 <sup>nd</sup> 6:47)	19 (3 <sup>rd</sup> 1:48)	Paint	34	40	Cal	18	15	9	23 65
Lead Changes		3	Second Chance	15	25					
Times Tied	7		Fast Breaks	6	14	VANDY	18	13	24	19 74
Time with Lead	17:47	16:40	Bench	5	14					

## V

*Cal*

4 Player Tied • 1 hl

**DATE** Nov. 10, 2025 **SITE** Memorial Gymnasium (Nashville, Tenn.)

## DORES ROLL PALADINS

The Commodores used a balanced offensive attack to run past the Paladins, as Vandy had seven players score eight or more points in the victory. The Commodores shot a season-best 56.1 percent from the floor and made 10 3-point field goals on Monday. Vandy was just as rock solid on defense, as the Dore forced 28 turnovers and held Furman to a 33.3 percent shooting percentage.

With the win, Vanderbilt improves to 2-0 overall on the year. The Dores have now opened four-straight seasons with back-to-back wins for the first time since a nine-year stretch between 2006-07 to 2014-15.

A total of six Vandy players tallied double-digit points in the victory. Graduate Ndjakalenga Mwenetanda led the way for the Dores with a team-high 16-point performance against Furman. It is her first double-figure scoring performance with the Dores, while it is her 19th career collegiate game scoring 10-plus points. The 6-foot-4 transfer from Texas matched her career high in assists with four and pulled down five rebounds.

Sophomore Mikayla Blakes had a 15-point performance in the win. It is the guard's 21st-straight performance with 10-plus points dating back to last season. Blakes has scored double figures in 34 of 35 games played at Vanderbilt.

Senior Justine Pissott registered 13 points and hit a team-best three 3-pointers. Junior Aiyana Mitchell scored 12 points off the bench, as the 6-4 post player recorded double-digit points in back-to-back games for the first time in her career.

Freshman Aubrey Galvan had her first career double-digit scoring performance with the Dores, as the point guard had 11 points to go along with a career-high eight assists. Galvan once again filled up the stat sheet, as she pulled down seven rebounds to go with three steals.

Senior Jada Brown scored double-figure points for the first time since her freshman season, as the Bentonville, Arkansas, native tallied 10 points and hit a pair of three-pointers off the bench.

Vanderbilt improves to 45-4 all-time in home openers at Memorial Gymnasium, while Vandy is now 5-0 in its first home game of the season under head coach Shea Ralph. The Commodores have now won 21-straight home games against non-conference foes.

[illegible]

## V



**Assists** J. Pissott • 6 ast K. Parnell • 2 ast









GAME RECAPS

GAME 6 #17/17 Vanderbilt vs. Tennessee St.

	1	2	3	4	TOTAL
	6	4	17	16	43
	31	25	25	18	99

DATE Nov. 23, 2025 SITE Memorial Gymnasium (Nashville, Tenn.)

TIPOFF Noon END 1:42 p.m. ELAPSED 1:42 ATTENDANCE 2,508

DORES OUTRUN TIGERS

NASHVILLE, Tenn. – Point guard Aubrey Galvan put on a spectacular show against Tennessee State on Sunday afternoon at Memorial Gymnasium, as she matched the Vanderbilt women's basketball freshman record for most assists and steals in a game to lead the No. 17-ranked Commodores to a 99-43 victory over the Lady Tigers.

Vanderbilt's victory over Tennessee State improves its overall record to 6-0. Vanderbilt has now won 23-straight nonconference home games dating back to the 2022-23 campaign.

Galvan dished out 15 assists and had nine steals to equal the Vandy freshman single-game record. Her 15 helpers matched Ashley Smith's freshman program record, which she set on Nov. 29, 1998, against Hampton. Galvan's nine steals equaled Deborah Denton's record set against New Mexico State on Jan. 4, 1987.

The freshman added 16 points to her stat line to give her first career double-double at the collegiate level. Galvan is the first Dore to record a double-double via points and assists since Jordyn Cambridge had 12 points and 12 assists at Kentucky on Jan. 11, 2024.

Galvan was one of two Commodores who had a double-double against TSU, as graduate Sacha Washington tallied 13 points and 10 rebounds to post her second double-double of the season. The last time two Vanderbilt players had a double-double in the same contest happened on Dec. 14, 2024, when Khamil Pierre (42 points, 18 rebounds) and Leilani Kapinus (11 rebounds, 10 points) each recorded one against Evansville.

The Commodores had four players score double figures in the victory over the Lady Tigers. Sophomore Mikayla Blakes registered 24 points in 21 minutes of action to lead Vanderbilt. Senior Justine Pissott tallied 12 points and was one of three Dores to hit a team-high two 3-point field goals. Galvan's 16 points and Washington's 13 points round out the group.

Vanderbilt shot 56.6 percent from the floor, while limiting Tennessee State to a 26.8 shooting percentage. The Dores dished out a season-high 33 assists, which is tied for seventh-most in a game in program history. The Commodores forced TSU into 29 turnovers, which led to a 38-9 edge in points off turnovers.

BOX SCORE

Tennessee St. - 43															Record: 1-5
NO. Name	Min	FG	3P	FT	Rebounds	Fouls	TP	AS	TO	ST	Blocks	BS	BA	+	Shooting By Period
10 Kalyah Woodridge	20:23	1-2	0-0	2-2	4	2	0	2	1	1	0	0	1	1	1st FG: 1-7 14.3%
24 Brianna Woodridge	24:50	1-4	0-0	1-1	1	2	3	0	0	0	0	0	0	0	2nd FG: 0-3 0.0%
0 Aamyia Webb	06:37	0-1	0-0	0-0	3	3	1	4	1	3	0	0	0	0	3rd FG: 0-1 0.0%
1 Jai Whitfield	04:05	0-1	0-0	0-0	1	1	0	0	0	0	0	0	0	0	4th FG: 0-1 0.0%
2 Sonnah Kamara	20:10	1-5	0-2	2-4	0	1	1	2	4	0	0	0	0	1	FTS: 0-0 0%
3 Kiki Roberts	12:21	0-1	0-0	0-0	0	3	3	0	0	0	0	0	0	0	1st FG: 0-1 0.0%
23 Sadie Sanchez	05:50	0-0	0-0	0-0	0	0	1	0	0	1	1	0	0	0	2nd FG: 0-0 0%
22 Erin Martin	27:54	3-6	2-3	5-5	5	2	2	8	1	0	0	0	0	1	3rd FG: 2-3 66.7%
05 Amiyah Ferguson	14:16	1-3	0-0	0-0	2	2	0	3	1	1	0	0	0	1	4th FG: 0-1 0.0%
12 Zion Young	10:18	1-2	0-0	0-0	2	2	0	0	0	0	0	0	0	0	FTS: 0-0 0%
11 Genesis Harris	26:08	2-9	1-6	0-0	0	1	1	2	5	1	4	1	0	0	1st FG: 2-9 22.2%
21 Laila Lancaster	05:00	0-1	0-0	0-0	1	1	0	0	0	1	0	0	0	0	2nd FG: 0-0 0%
2 J. Lewis Thomas	14:05	0-2	0-1	0-0	0	1	1	0	0	0	0	0	0	0	3rd FG: 0-1 0.0%
Team					1	4	5	0	0	0	0	0	0	1	4th FG: 0-1 0.0%
Totals		15-36	3-21	10-15	10	21	31	11	43	8	29	6	1	9	55.6%

Dead Ball Rebounds: 6

Vanderbilt - 99															Record: 6-0
NO. Name	Min	FG	3P	FT	Rebounds	Fouls	TP	AS	TO	ST	Blocks	BS	BA	+	Shooting By Period
0 Sacha Washington	19:09	6-9	0-0	1-3	5	5	10	0	13	3	1	0	2	1	1st FG: 6-9 66.7%
1 Mikayla Blakes	20:31	11-17	2-6	0-0	0	2	2	1	24	2	0	0	0	1	2nd FG: 1-1 100%
3 Aubrey Galvan	05:53	7-15	2-5	0-0	0	3	3	0	15	2	0	0	0	0	3rd FG: 0-0 0%
13 Justine Pissott	02:10	4-6	2-2	0-0	6	6	3	2	12	2	1	0	0	0	4th FG: 0-0 0%
15 Ndikalema Mwenenda	18:34	1-2	0-0	1-0	1	1	1	1	2	0	0	0	0	0	FTS: 2-2 100%
14 Aiyana Mitchell	18:19	4-7	0-0	0-0	2	4	6	2	8	0	0	0	0	0	1st FG: 4-7 57.1%
2 Jada Brown	16:03	3-5	1-3	0-0	1	1	2	1	7	2	5	1	0	0	2nd FG: 3-5 60.0%
8 Aya Black	20:34	2-3	0-1	0-1	1	5	6	1	2	4	2	2	1	0	3rd FG: 0-1 0.0%
24 Aga Makurat	17:24	3-7	1-3	0-0	2	1	3	1	7	3	0	0	0	0	4th FG: 0-1 0.0%
06 Aiyah Del Rosario	11:22	2-5	0-0	0-0	1	1	0	0	4	2	0	0	0	0	FTS: 2-2 100%
11 Monique Williams	05:04	0-1	0-0	0-0	2	4	1	1	1	0	0	0	0	0	1st FG: 0-1 0.0%
Team					3	6	0	0	0	0	0	0	0	0	2nd FG: 0-0 0%
Totals		43-76	12-31	5-10	15	15	11	13	99	33	18	9	1	55	56.6%

Major Fouls: NONE

Dead Ball Rebounds: 2



TSU	YANDY
Biggest lead	7 (1st 7:50) 61 (4th 3:29)
Best Scoring Run	7 (4th 1:39) 27 (2nd 3:52)
Lead Changes	2
Times Tied	0
Time with Lead	00:12 1 39:08

INDIVIDUAL LEADERS



Points	M. Blakes • 24 pts A. Galvan • 16 pts	A. Webb • 16 pts E. Martin • 8 pts
Rebounds	S. Washington • 10 reb 3 Players Tied • 6 reb	E. Martin • 5 reb K. Montoya • 4 reb
Assists	A. Galvan • 15 ast Makurat/Washington • 3 ast	I. Thomas • 2 ast 6 Players Tied • 1 ast
Steals	A. Galvan • 9 stl M. Blakes • 4 stl	E. Martin/Z. Young • 2 stl A. Ferguson/G. Harris • 1 stl
Blocks	3 Players Tied • 2 blk 3 Players Tied • 1 blk	L. Lancaster • 2 ast

GAME 7 #17/17 Vanderbilt vs. Oregon State

	1	2	3	4	TOTAL
	13	25	9	19	66
	26	17	30	15	88

DATE Nov. 27, 2025 SITE UVI Sports & Fitness Center (St. Thomas, USVI)

TIPOFF 7 p.m. END 8:42 p.m. ELAPSED 1:42 ATTENDANCE 824

DORES FEAST ON THANKSGIVING

ST. THOMAS, U.S. Virgin Islands – Sophomore Mikayla Blakes feasted on Thanksgiving, as the All-American dropped a season-high 35 points to help the No. 17-ranked Vanderbilt women's basketball team defeat Oregon State, 88-66, to open the 2025 U.S. Virgin Islands Paradise Jam.

The guard was efficient throughout the evening for the Commodores, as Blake shot 54.5 percent from the field, going 12-of-22. Her 35-point performance against the Beavers marks the seventh time Blakes has registered 30-plus points in her collegiate career, while it is her second 30-point game of this season. All 35 points Blakes scored came in the first three quarters of play, as the Dores maintained a 20-plus-point lead in the final frame.

Vanderbilt improves to 7-0 on the year. It is the third-straight season the Commodores have won seven-straight games to begin the year, which marks a program first.

The Dores now advance to the title game of the Island Division at the 2025 Paradise Jam. No. 17 Vanderbilt will take on BYU on Saturday at 11 a.m. CT on ESPN+.

Blakes was one of three double-digit scorers for the Dores on Thanksgiving night, as senior Justine Pissott matched her career high with 17 points, while matching her career-best performance behind the arc with five 3-pointers against the Beavers. Freshman Aubrey Galvan tallied 11 points and had a game-high six steals.

The Dores held a 13-point lead at the end of the first quarter at 26-13. Oregon State was able to punch back and take a brief lead in the late second quarter, but Vanderbilt ended the frame, making its last four shots to take a 43-38 lead into the locker room. Vandy dropped the hammer on OSU in the third, as the Commodores outscored the Beavers, 30-9, in the stanza to take a commanding 26-point lead at 73-47. The Dores maintained a 20-plus-point advantage throughout the fourth to score their seventh victory of the season.

Vanderbilt shot 47.1 percent on the night and matched a season-high in 3-pointers made with 12. The Commodores forced Oregon State into 21 turnovers, which Vandy turned into 27 points. The Dores had a total of 12 steals, six of which came from Galvan.

BOX SCORE

Oregon St. - 66															Record: 5-2
NO. Name	Min	FG	3P	FT	Rebounds	Fouls	TP	AS	TO	ST	Blocks	BS	BA	+	Shooting By Period
32 Nene Sow	C 13:18	0-0	0-0	0-0	0	1	0	0	0	0	0	0	0	-13	1st FG: 0-0 0%
0 Tara Bolden	G 20:41	4-13	1-4	0-0	2	5	3	0	9	2	0	0	0	-9	2nd FG: 0-0 0%
1 Kennedie Shuler	G 22:23	2-8	0-1	0-0	2	5	3	4	5	7	0	0	1	-18	3rd FG: 0-0 0%
3 Jenna Villa	G 34:07	4-11	1-7	6-7	3	3	6	15	0	1	2	0	1	-4	4th FG: 0-0 0%
4 Aly Schenel	G 38:06	5-12	3-7	0-0	1	9	1	10	1	1	0	1	1	-20	FTS: 0-3 0.0%
15 Lizzy Williams	24:25	7-10	0-0	0-0	3	5	8	4	14	0	3	1	1	-11	1st FG: 7-10 70.0%
22 Lara Alonso	08:12	1-4	0-0	0-0	3	1	4	0	1	2	1	0	0	-15	2nd FG: 0-1 0.0%
10 Susana Yipes	07:47	1-2	1-2	0-0	0	0	1	0	3	0	0	0	0	-18	3rd FG: 0-1 0.0%
31 Clea Vecina	13:44	1-1	1-0	1-1	2	4	0	3	2	2	0	0	0	-5	4th FG: 0-0 0%
25 Keira Lindemann	02:59	0-0	0-0	0-0	0	0	0	0	0	0	0	0	0	-9	FTS: 0-0 0%
2 Katelyn Field	02:41	0-0	0-0	0-0	0	0	0	0	0	0	0	0	0	-2	1st FG: 0-0 0%
16 Elita Melyar	00:07	0-0	0-0	0-0	0	0	0	0	0	0	0	0	0	-2	2nd FG: 0-0 0%
Team					2	4	0	0	0	0	0	0	0	-1	3rd FG: 0-0 0%
Totals		26-61	7-22	7-9	15	27	42	12	15	66	12	21	3	12	47.1%

Major Fouls: Coach (FF) 1 0 3 3 1 Villa (F) 3 0 3 4 2

Vanderbilt - 88															Record: 5-2
NO. Name	Min	FG	3P	FT	Rebounds	Fouls	TP	AS	TO	ST	Blocks	BS	BA	+	Shooting By Period
0 Sacha Washington	F 14:27	2-6	0-0	0-1	5	1	6	1	4	0	0	0	2	0	1st FG: 2-6 33.3%
1 Mikayla Blakes	G 37:34	12-22	2-6	0-0	4	4	2	4	35	4	1	3	1	1	2nd FG: 0-0 0%
3 Aubrey Galvan	G 30:29	5-14	2-5	0-0	1	1	3	12	1	1	1	0	0	0	3rd FG: 0-0 0%
13 Justine Pissott	G 34:04	6-9	0-0	1-6	6	6	9	17	4	0	0	0	0	0	4th FG: 0-0 0%
15 Ndikalema Mwenenda	G 22:30	2-4	0-1	2-2	1	1	2	1	6	2	0	0	0	0	FTS: 0-0 0%
14 Aiyana Mitchell	G 21:34	2-4	0-0	1-2	2	3	5	2	0	5	1	1	1	2	1st FG: 2-4 50.0%
2 Jada Brown	G 20:06	3-5	3-4	0-0	0	3	3	2	9	1	0	1	0	0	2nd FG: 3-4 75.0%
8 Aya Black	G 05:21	0-0	0-0	0-0	2	2	1	0	0	1	1	0	0	0	3rd FG: 0-0 0%
24 Aga Makurat	G 05:58	0-1	0-1	0-0	0	0	0	0	0	0	0	0	0	0	4th FG: 0-0 0%
06 Aiyah Del Rosario	G 05:59	0-0	0-0	0-0	0	0	0	0	0	0	0	0	0	0	FTS: 0-0 0%
Team					2	1	3	0	0	0	0	0	0	0	1st FG: 0-0 0%
Totals		26-68	12-26	12-17	10	21	31	15	11	66	12	21	3	12	47.1%

Major Fouls: NONE

Dead Ball Rebounds: 3



OSU	YANDY
Biggest lead	1 (2nd 2:37) 38 (2nd 1:16)
Best Scoring Run	13 (2nd 2:37) 10 (3rd 3:34)
Lead Changes	4
Times Tied	0
Time with Lead	00:41 1 39:09

INDIVIDUAL LEADERS



Points	M. Blakes • 35 pts J. Pissott • 17 pts	A. Schimel/J. Villa • 15 pts L. Williamson • 14 pts
Rebounds	Pissott/Washington • 6 reb A. Mitchell • 5 reb	A. Schimel • 10 reb L. Williamson • 8 reb
Assists	Blakes/Pissott • 4 ast N. Mwenenda • 2 ast	K. Schuler • 5 ast C. Vecina • 3 ast
Steals	A. Galvan • 6 stl M. Blakes • 3 stl	J. Villa • 2 stl L. Williamson • 1 stl
Blocks	A. Mitchell • 2 blk 3 Players Tied • 1 blk	Schimel/Williamson • 1 blk

GAME 8 #17/17 Vanderbilt vs. BYU

	1	2	3	4	TOTAL
	28	11	16	16	71
	16	24	24	20	84

DATE Nov. 29, 2025 SITE UVI Sports & Fitness Center (St. Thomas, USVI)

TIPOFF 11 a.m. END 1:48 p.m. ELAPSED 1:48 ATTENDANCE 715

VIRGIN ISLANDS VICTORY

ST. THOMAS, U.S. Virgin Islands – No. 17-ranked Vanderbilt posted its largest comeback under head coach Shea Ralph, as the Commodores erased a 16-point deficit to collect an 84-71 come-from-behind victory against BYU to win the Island Division at the 2025 U.S. Virgin Islands Paradise Jam.

Vanderbilt had to withstand a hot start from BYU











# GAME RECAPS

## GAME 15 #12/11 Vanderbilt vs. #5/5 LSU

	1	2	3	4	TOTAL
LSU	12	16	15	18	61
V	15	7	20	23	65

**DATE** Jan. 4, 2026 **SITE** Memorial Gymnasium (Nashville, Tenn.)

**TIPOFF** 4 p.m. **END** 6:05 p.m. **ELAPSED** 2:05  
**ATTENDANCE** 6,576

### GOLDEN DORES

**NASHVILLE, Tenn.** – The No. 12/11-ranked Vanderbilt women's basketball team scored its biggest victory of the Shea Ralph era on Sunday, as the Commodores knocked off No. 5/5 LSU, 65-61, in a defensive battle at Memorial Gymnasium.

Sophomore Mikayla Blakes took over in the fourth quarter to help Vanderbilt collect the come-from-behind victory over the No. 5-ranked team in the nation. The All-American scored 15 of her game-high 32 points in the game's last stanza, shooting 55.6 percent in the frame (5-of-9) with a pair of 3-point field goals over the final 10 minutes.

LSU led 54-52 with 2:20 left to play in the game after a 3-point possession. Blakes went to work from that point, as the Somerset, New Jersey, registered 10 of Vanderbilt's final 13 points to close out the game. Blakes also assisted on the go-ahead 3-pointer from freshman Aubrey Galvan with 2:05 remaining gave the Dorees a lead they would never relinquish.

With the victory, the Commodores score their first win over a top-five team under Ralph. The Dorees now stand at 15-0 overall and 2-0 in SEC play. It is the first time since the 2008-09 season that Vanderbilt has defeated a team ranked inside the top five in both major college women's basketball polls. The last time it happened was on Feb. 19, 2009, when the Dorees posted a 73-70 win over No. 3/3-ranked Auburn at Memorial Gym.

Vanderbilt extends its season-opening winning streak to 15 games, as the 2025-26 team now stands alone for the second-best start in school history. The win over LSU breaks a tie with the 1995-96 team. Only the 1992-93 Final Four team has gotten off to a better start in school history, as that team won its first 17 games of the season.

Blakes scored a game-high 32 points against LSU, as the guard recorded her second-straight 30-point performance to open SEC play. The sophomore played all 40 minutes on Sunday and added a team-best four assists to go along with three steals. It is the third time in her short but illustrious career that Blakes has registered back-to-back games with 30 points; it is the first time this season she has accomplished the feat. Blakes also extends her double-digit scoring streak to 34 games, breaking a tie with assistant coach Ashley Earley for the second-longest streak by a Dore since 1999-00.

Freshman Aubrey Galvan also scored double-digits in the win, as the point guard tallied 14 points and added three steals to her stat line. The Deerfield, Illinois, native hit a career-best four 3-pointers, which included the go-ahead trifecta late in the fourth quarter.

The Commodore defense put on its best performance of the season, as Vandy held the highest-scoring team in the nation to a season-low in points. The Dorees held the Tigers to 45 points lower than their season scoring average coming into Sunday. The black and gold forced the No. 5-ranked team in the nation to a season-high 22 turnovers and held the Tigers to their lowest field goal percentage of the season at 43.1 percent.

### BOX SCORE

LSU - 61		Record: 14-2 (2-2)																				
NO.	Name	Min	FG		3P		FT	Rebounds			Fouls		TP	AS	TO	ST	Blocks		+	-	Shooting By Period	
			M/A	M/A	M/A	M/A		OR	DR	TOT	PF	PS					BS	BA				
1	Amiya Joyner	F 20:12	2-4	0-0	0-0	0-0	0	5	3	4	0	0	0	0	0	2	1	1	1	1 <sup>st</sup>	FG%	5-14 35.7%
4	Flaurjae Johnson	G 18:32	0-4	0-1	0-0	1	2	3	2	0	0	0	1	2	0	0	0	0	0	3 <sup>rd</sup>	FT%	1-2 50.0%
11	Zakiyah Johnson	G 34:36	4-9	0-0	2-4	5	3	8	4	4	10	0	3	1	0	2	-6		2 <sup>nd</sup>	FG%	7-14 50.0%	
12	Mikayla Williams	G 35:08	5-11	2-3	0-0	1	7	8	2	1	10	6	4	0	0	0	4		3 <sup>rd</sup>	FT%	1-1 100.0%	
23	Mikayla Fulwiley	G 34:50	6-13	0-1	1-4	3	4	7	3	3	13	6	5	2	1	0	-6		4 <sup>th</sup>	FT%	1-2 50%	
13	Kate Koval	20:31	3-7	0-0	3-3	6	4	10	4	0	9	0	2	1	0	0	5		3 <sup>rd</sup>	FG%	7-17 41.2%	
30	Jada Richard	31:53	5-10	0-0	2-2	0	2	2	0	1	1	2	0	0	0	2			3 <sup>rd</sup>	FT%	0-2 0.0%	
2	Graeme Knox	04:41	0-0	0-0	0-0	0	1	1	3	0	0	1	2	0	0	0	4		4 <sup>th</sup>	FT%	1-3 33.3%	
Team							3	4	0	0	0	0							4 <sup>th</sup>	FG%	6-13 46.2%	
Totals			25-58	3-7	8-13	19	29	48	23	13	61	15	22	8	1	2	1		3 <sup>rd</sup>	FT%	1-2 50.0%	
																			4 <sup>th</sup>	FT%	5-6 83.3%	
																			GM	FG%	25-58 43.1%	
																			3 <sup>rd</sup>	FT%	3-7 42.9%	
																			4 <sup>th</sup>	FT%	8-13 61.5%	
																			Detail Ball Rebounds: 5, 0			
																			Major Fouls: NONE			

Vanderbilt - 65		Record: 15-0 (2-0)																				
NO.	Name	Min	FG		3P		FT	Rebounds			Fouls		TP	AS	TO	ST	Blocks		+	-	Shooting By Period	
			M/A	M/A	M/A	M/A		OR	DR	TOT	PF	PS					BS	BA				
35	Sachia Washington	F 20:40	2-5	0-0	0-0	4	3	7	3	3	4	2	0	3	3	0	5		1 <sup>st</sup>	FG%	4-13 30.8%	
1	Mikayla Blakes	G 40:00	10-25	3-9	9-12	0	1	1	2	12	22	4	3	0	1	4			3 <sup>rd</sup>	FT%	2-8 25.0%	
3	Aubrey Galvan	G 33:30	4-18	4-10	2-3	1	2	3	2	14	1	3	3	0	0	2			2 <sup>nd</sup>	FT%	5-7 71.4%	
13	Justine Pessotti	G 27:43	2-7	2-5	0-0	1	0	1	2	0	6	1	0	0	0	0	-7			3 <sup>rd</sup>	FG%	3-14 21.4%
15	Nepheleah Mwenenande	G 11:41	1-2	0-1	1-1	0	3	3	2	1	5	0	0	0	0	-3			4 <sup>th</sup>	FT%	0-3 0.0%	
2	Jada Brown	26:16	1-2	1-2	1-2	1	1	2	0	1	4	2	3	1	0	0	8		3 <sup>rd</sup>	FT%	1-1 100%	
14	Aiyana Mitchell	27:56	0-0	0-0	2-8	3	2	5	2	4	2	2	1	4	1	0	7		3 <sup>rd</sup>	FG%	5-14 35.7%	
8	Ava Black	02:14	0-0	0-0	0-0	0	1	1	0	0	0	0	0	0	0	0	4		4 <sup>th</sup>	FT%	4-9 44.4%	
Team							4	1	5	0	0	0							4 <sup>th</sup>	FT%	5-11 54.5%	
Totals			20-57	10-27	15-26	14	14	28	13	23	65	12	12	14	4	1	4		3 <sup>rd</sup>	FT%	6-16 50.0%	
																			3 <sup>rd</sup>	FT%	4-7 57.1%	
																			4 <sup>th</sup>	FT%	3-7 42.9%	
																			GM	FG%	20-57 35.1%	
																			3 <sup>rd</sup>	FT%	10-27 37.0%	
																			4 <sup>th</sup>	FT%	15-26 57.7%	
																			Detail Ball Rebounds: 5, 0			
																			Major Fouls: NONE			

LSU		VANDY		Points from		LSU		VANDY		Period by Period Scoring			
Biggest lead	7 (2 <sup>nd</sup> 3:44)	6 (4 <sup>th</sup> 1:17)		Turnovers	19	15		Paint	20	16		1st	2nd
Best Scoring Run	11 (2 <sup>nd</sup> 3:44)	8 (4 <sup>th</sup> 4:53)		Second Chance	21	20		Fast Breaks	11	0		3rd	4th
Lead Changes	10			Bench	22	8						TOT	
Times Tied	6												
Time with Lead	23:28	12:36											

### INDIVIDUAL LEADERS

	V	LSU
Points	M. Blakes • 32 pts A. Galvan • 14 pts	Fulwiley/Richard • 13 pts M. Williams • 12 pts
Rebounds	S. Washington • 7 reb A. Mitchell • 5 reb	K. Koval • 10 reb Johnson/Williams • 8 reb
Assists	M. Blakes • 4 ast 3 Players Tied • 2 ast	Fulwiley/Williams • 6 ast 3 Players Tied • 1 ast
Steals	A. Mitchell • 4 stl 3 Players Tied • 3 stl	Fulwiley/Richard • 2 stl Johnson/Koval • 1 stl
Blocks	S. Washington • 3 blk A. Mitchell • 1 blk	Fulwiley • 1 blk