



6 SEC TOURNAMENT CHAMPIONSHIPS • 29 NCAA TOURNAMENTS • 1 FINAL FOUR • 5 ELITE EIGHTS • 14 SWEET SIXTEENS

VANDERBILT

WOMEN'S BASKETBALL

2025-26 GAME NOTES • GAME 12 • vs. TEXAS SOUTHERN

2025-26 SCHEDULE

Overall: 11-0 | SEC: 0-0

Home: 6-0 | Away: 2-0 | Neutral: 3-0

AP Poll: 13 | WBCA Coaches Poll: 11 | NET Ranking: 15

Streak: W-11

OCTOBER (1-0)

27 vs. Memphis[&] (Exhibition) Win 104-68

NOVEMBER (8-0)

3 vs. California[^] Win 74-65

10 Furman Win 96-48

12 at Austin Peay Win 75-65

19 at Western Kentucky Win 87-49

21 Alabama State Win 92-38

23 Tennessee State Win 99-43

27 vs. Oregon State[%] Win 88-66

29 vs. BYU[^] Win 84-71

DECEMBER (3-0)

3 Virginia[#] Win 81-68

15 South Florida Win 87-58

18 UAlbany Win 64-35

20 Texas Southern Noon SEC Network+

28 Stonehill 2 p.m. SEC Network+

JANUARY (0-0)

1 at Arkansas* 1 p.m. SEC Network+

4 LSU* 4 p.m. ESPN

8 Missouri* 6:30 p.m. SEC Network+

11 at Texas A&M* 2 p.m. SEC Network+

15 at Mississippi State* 5:30 p.m. SEC Network

19 vs. Michigan¹ 1:30 p.m. FOX

22 Auburn* 6:30 p.m. SEC Network+

25 at South Carolina* 2 p.m. ESPN

29 at Ole Miss* 6:30 p.m. SEC Network+

FEBRUARY (0-0)

1 Florida* 3 p.m. SEC Network

5 at Kentucky* 6 p.m. SEC Network+

9 Oklahoma* 8 p.m. ESPN2

12 Texas* 6:30 p.m. SEC Network+

15 at Georgia* 11 a.m. SEC Network

22 Kentucky* 2 p.m. SEC Network+

26 Alabama* 6:30 p.m. SEC Network+

MARCH (0-0)

1 at Tennessee* 1 p.m. ESPN

4-8 SEC Tournament TBD TBD

All times Central • Home games in bold • Neutral games in italics

* | SEC game • # | ACC/SEC Challenge

& | Hoops for St. Jude Tip Off Classic (Memphis, Tenn.) • ^ | OUI-Play Paris (Paris, France)

% Paradise Jam (St. Thomas, USVI) • ^ | Coretta Scott King Classic (Newark, N.J.)

Rankings: AP/WBCA Coaches Poll

All games times and dates are subject to change

GAME 12



#13/11 VANDERBILT (11-0, 0-0 SEC)

vs. TEXAS SOUTHERN (3-7, 0-0 SWAC)



SATURDAY, DEC. 20

Noon CT



NASHVILLE, TENN.

Memorial Gymnasium (14,326)



SEC NETWORK+

Andrew Allegretta (Play-By-Play) • Drew Maddux (Analyst)



94.9 THE FAN

Vanderbilt Athletics App • Jake Lyman

STARTING FIVE

>> Vanderbilt enters Saturday's game sporting a perfect record through the first 11 games of the 2025-26 season. It is the first time since the 1995-96 campaign that the Dores have begun a season at 11-0, as the 1995-96 squad won its first 14 contests.

>> The Dores are coming off a 64-35 victory over UAlbany on Thursday night at Memorial Gym. Sophomore Mikayla Blakes led a trio of double-digit scorers with a game-high 17 points. Freshman Aubrey Galvan tallied 15 points in the win, while junior Aiyana Mitchell scored a career-best 14 points off the bench.

>> The Commodores are seeking their first 12-0 start since the 1995-96 season. Vanderbilt has started a season at 12-0 only twice in school history, as the 1992-93 and 1995-96 teams accomplished the feat.

>> Thursday marks the fourth game of Vanderbilt's month-long, five-game homestand. The Dores close out the homestand on Dec. 28 against Stonehill (2 p.m.). Fans can purchase tickets to any Vanderbilt women's basketball game by clicking the link here.

>> Vandy and Texas Southern will match up on the hardwood for the second time ever. It is the first contest in over 32 years between Vanderbilt and the Lady Tigers. The Dores won the lone game between the two, capturing a 103-44 victory over the Lady Tigers in Memorial Gym on Dec. 7, 1993.



TEAM COMPARISON

11-0	Overall Record	3-7
0-0	Conf. Record	0-0
15	NET Ranking	317
84.3	Points Per Game	66.4
55.1	Opp. Per Game	78.9
46.0	Field Goal Pct.	39.7
36.7	Opp. Field Goal Pct.	42.3
35.9	3-Point Pct.	25.8
30.0	Opp. 3-Point Pct.	27.8
71.7	Free Throw Pct.	57.3
40.4	Rebounds Per Game	39.9
+6.1	Rebounding Margin	-4.0
20.5	Assists Per Game	11.8
11.4	Turnovers Per Game	22.0
12.7	Steals Per Game	9.0
5.5	Blocks Per Game	3.4

SERIES HISTORY

Games:	1
Vanderbilt Series Record:	1-0
Games in Nashville:	1-0
Games in Houston:	0-0
Neutral Site Games:	0-0
First Meeting:	Dec. 7, 1993 in Nashville, Tenn., Vanderbilt, 103-44
Last Meeting:	Dec. 7, 1993 in Nashville, Tenn., Vanderbilt, 103-44
Last Vandy Win:	Dec. 7, 1993 in Nashville, Tenn., Vanderbilt, 103-44
Last Loss:	Never
Last Home Win:	Dec. 7, 1993, 103-44
Last Road Win:	Never
Last Neutral Win:	Never
Last Home Loss:	Never
Last Road Loss:	Never
Last Neutral Loss:	Never
vs. Texas Southern under Ralph:	1-0
Current Vanderbilt Series Streak:	W-1

ALL-TIME SERIES

Date	Location	Vandy Result	Score
12.07.93	Nashville, Tenn.	Win	103-44

PROJECTED STARTERS

1

MIKAYLA
BLAKES

G • 5-8 • So.
Somerset, N.J.
Rutgers Prep HS

Points • 24.3
FG% • 45.6
3P FG% • 32.1
Boards • 4.5
Assists • 3.8
Steals • 3.8

3

AUBREY
GALVAN

G • 5-6 • Fr.
Deerfield, Ill.
Wilmette Loyola Academy

Points • 10.9
FG% • 38.7
3P FG% • 34.5
Boards • 4.2
Assists • 6.8
Ast./TO • 2.9

13

JUSTINE
PISSOTT

G/F • 6-4 • Sr.
Toms River, N.J.
Tennessee

Points • 10.2
FG% • 42.1
3P FG% • 40.8
3P FG PG • 2.6
Boards • 5.1
Assists • 3.1

15

NDJAKALENGA
MWENENTANDA

G/F • 6-2 • Gr.
Sioux Falls, S.D.
Texas

Points • 7.9
FG% • 51.7
3P FG% • 44.4
FT% • 81.0
Boards • 2.5
Assists • 1.1

35

SACHA
WASHINGTON

F • 6-2 • Gr.
Lawrenceville, Ga.
Collins Hill HS

Points • 9.8
FG% • 53.7
Boards • 7.4
Off. Boards • 3.8
Assists • 1.4
Steals • 1.5



PRONUNCIATION

JADA BROWN

Jay-Duh

AALYAH DEL ROSARIO

Ah-Lee-Uh • Dell Row-zar-E-O

AGA MAKURAT

Ah-gah • Mock-eww-Rah

AIYANA MITCHELL

Eye-on-Uh

NDJAKALENGA MWENENTANDA

Jack-Uh-LANG-Uh • MWEN-N-Tawn-duh

JUSTINE PISSOTT

Jus-Teen • PUH-sot

SACHA WASHINGTON

Sah-SHUH

MONIQUE WILLIAMS

Mo-NEEK

ROSTER BREAKDOWN

CLASS

GRADUATE (2): Ndjakalenga Mwenentanda, Sacha Washington**SENIOR (2):** Jada Brown, Justine Pissott**JUNIOR (4):** Aalyah Del Rosario, Madison Greene, Aga Makurat, Aiyana Mitchell**SOPHOMORE (2):** Mikayla Blakes, Trinity Wilson**FRESHMAN (3):** Ava Black, Aubrey Galvan, Monique Williams

POSITION

CENTER (1): Aalyah Del Rosario**FORWARD (5):** Aiyana Mitchell, Justine Pissott, Sacha Washington, Monique Williams, Trinity Wilson**GUARD (8):** Ava Black, Mikayla Blakes, Jada Brown, Aubrey Galvan, Madison Greene, Aga Makurat, Ndjakalenga Mwenentanda, Justine Pissott

HOME STATE/COUNTRY

NEW JERSEY (2): MIKAYLA BLAKES, JUSTINE PISSOTT**ARKANSAS (1):** JADA BROWN**AUSTRALIA (1):** MONIQUE WILLIAMS**COLORADO (1):** AIYANA MITCHELL**DOMINICAN REPUBLIC (1):** AALYAH DEL ROSARIO**GEORGIA (1):** SACHA WASHINGTON**ILLINOIS (1):** AUBREY GALVAN**MINNESOTA (1):** TRINITY WILSON**NEW HAMPSHIRE (1):** AVA BLACK**OHIO (1):** MADISON GREENE**POLAND (1):** AGA MAKURAT**SOUTH DAKOTA (1):** NDJAKALENGA MWENENTANDA

FRONT ROW (L-R) JUSTINE PISSOTT, MIKAYLA BLAKES, SACHA WASHINGTON, JADA BROWN, AUBREY GALVAN, AGA MAKURAT
BACK ROW (L-R) AVA BLACK, NDJAKALENGA MWENENTANDA, MONIQUE WILLIAMS, AALYAH DEL ROSARIO, AIYANA MITCHELL, TRINITY WILSON, MADISON GREENE

2025-26 ROSTER

No.	Name	POS	HT	YR	EXP	Hometown (Previous School)
1	Mikayla Blakes	G	5-8	So.	1V	Somerset, N.J. (Rutgers Prep)
2	Jada Brown	G	5-8	Sr.	3V	Bentonville, Ark. (Bentonville HS)
3	Aubrey Galvan	G	5-6	Fr.	HS	Deerfield, Ill. (Wilmette Loyola Academy)
4	Madison Greene	G	5-6	Jr.	2V	Columbus, Ohio (Pickerington Central HS)
8	Ava Black	G	5-11	Fr.	HS	Auburn, N.H. (Tabor Academy (Mass.))
11	Monique Williams	F	6-3	Fr.	HS	Perth, Australia (Willeton Senior HS)
13	Justine Pissott	G/F	6-4	Sr.	2V	Toms River, N.J. (Tennessee)
14	Aiyana Mitchell	F	6-4	Jr.	2V	Colorado Springs, Colo. (Fountain-Fort Carson HS)
15	Ndjakalenga Mwenentanda	G	6-2	Gr.	TR	Sioux Falls, S.D. (Texas)
24	Aga Makurat	G	6-3	Jr.	2V	Sierakowice, Poland (Sopocka Akademia Tenisowa)
30	Trinity Wilson	F	6-3	So.	1V	Lakeville, Minn. (Lakeville North HS)
32	Aalyah Del Rosario	C	6-6	Jr.	TR	Santo Domingo, D.R. (LSU)
35	Sacha Washington	F	6-2	Gr.	3V	Lawrenceville, Ga. (Collins Hill HS)

COACHING STAFF

HEAD COACH: Shea Ralph • 5th Season • UConn '01**ASSOCIATE HEAD COACH:** Tom Garrick • 5th Season • Rhode Island '88**ASSISTANT COACH/RECRUITING COORDINATOR:** Ashley Earley • 5th Season • Vanderbilt '05**ASSISTANT COACH/RECRUITING COORDINATOR:** Kevin DeMille • 5th Season • UConn '13**ASSISTANT COACH/AST. DIRECTOR OF OPERATIONS:** Eric Mundinger • 4th Season • Memphis '20**ASSISTANT COACH:** Kaili McLaren • 1st Season • UConn '10

SEC STANDINGS (AS OF DEC. 18)

Team	Record	SEC	Streak
2/2 Texas	13-0	0-0	W-13
RV/24 Alabama	13-0	0-0	W-13
5/5 LSU	12-0	0-0	W-12
13/11 Vanderbilt	11-0	0-0	W-11
Georgia (RV/--)	11-0	0-0	W-11
3/3 South Carolina	11-1	0-0	W-4
8/8 Oklahoma	11-1	0-0	W-10
12/13 Kentucky	11-1	0-0	W-4
14/14 Ole Miss	11-1	0-0	W-3
Mississippi State	11-1	0-0	W-7
Florida	11-2	0-0	W-3
17/18 Tennessee	7-2	0-0	W-2
Missouri	10-3	0-0	W-1
Arkansas	10-3	0-0	W-3
Auburn	10-3	0-0	W-1
Texas A&M	6-2	0-0	L-1

POLLS

Associated Press Top 25 Week 7

1) UConn (24)	14) Ole Miss*
2) Texas* (8)	15) Baylor
3) South Carolina*	16) Louisville
4) UCLA	17) Tennessee*
5) LSU*	18) North Carolina
6) Michigan*	19) Southern Cal
7) Maryland	20) Notre Dame
8) Oklahoma*	21) Ohio State
9) TCU	22) Washington
10) Iowa State	23) Nebraska
11) Iowa	24) Michigan State
12) Kentucky*	25) Princeton
13) VANDERBILT	*Vanderbilt Opponent

Received Votes: Oklahoma State, Texas Tech, Alabama*, Georgia*, NC State, Illinois, Arizona State

WBCA/USA Today Coaches Top 25 Week 7

1) UConn (28)	14) Ole Miss*
2) Texas* (3)	15) Baylor
3) South Carolina*	16) North Carolina
4) UCLA	17) Louisville
5) LSU*	18) Tennessee*
6) Maryland	19) Southern Cal
7) TCU	20) Notre Dame
8) Oklahoma*	21) Ohio State
9) Michigan*	22) Washington
10) Iowa State	23) Michigan State
11) VANDERBILT	24) Alabama*
12) Iowa	25) Nebraska
13) Kentucky*	*Vanderbilt Opponent

Received Votes: Oklahoma State, Texas Tech, West Virginia, Princeton, Duke, Oregon, South Dakota St.



TV/RADIO ROSTER



**1 MIKAYLA
BLAKES**

G // 5-8 // So.
Somerset, N.J.
Rutgers Prep HS



**2 JADA
BROWN**

G // 5-8 // Sr.
Bentonville, Ark.
Bentonville HS



**3 AUBREY
GALVAN**

G // 5-6 // Fr.
Deerfield, Ill.
Wilmette Loyola
Academy



**4 MADISON
GREENE**

G // 5-6 // Jr.
Columbus, Ohio
Pickerington
Central HS



**8 AVA
BLACK**

F // 5-11 // Fr.
Auburn, N.H.
Tabor Academy (Mass.)



**11 MONIQUE
WILLIAMS**

F // 6-3 // Fr.
Perth, Australia
Wilton Senior HS



**13 JUSTINE
PISSOTT**

G/F // 6-4 // Sr.
Toms River, N.J.
Tennessee
Red Bank Catholic HS



**14 AIYANA
MITCHELL**

F // 6-4 // Jr.
Colorado Springs, Colo.
Fountain-Fort Carson HS



**15 NDJAKALENGA
MWENENTANDA**

G // 6-2 // Gr.
Sioux Falls, S.D.
Texas
Washington HS



**24 AGA
MAKURAT**

G // 6-2 // Jr.
Sierakowice, Poland
Sopocka Akademia
Tenisowa



**30 TRINITY
WILSON**

F // 6-3 // So.
Lakeville, Minn.
Lakeville North HS



**32 AALYAH
DEL ROSARIO**

C // 6-6 // Jr.
Santo Domingo, D.R.
LSU
The Webb School
(Tenn.)



**35 SACHA
WASHINGTON**

F // 6-2 // Gr.
Lawrenceville, Ga.
Collins Hill HS

COACHING STAFF




**SHEA
RALPH**

Head Coach
5th Season




**TOM
GARRICK**

Associate
Head Coach
5th Season




**ASHLEY
EARLEY**

Assistant Coach
5th Season




**KEVIN
DeMILLE**

Assistant Coach
5th Season



**ERIC
MUNDINGER**

Assistant Coach
4th Season



**KAILI
McLAREN**

Assistant Coach
1st Season





VANDERBILT WBB QUICK FACTS

HOME ARENA: MEMORIAL GYMNASIUM (14,316)
2024-25 RECORD: 22-11 (.667)
2024-25 SEC RECORD: 8-8 (.500)
POSTSEASON: 0-1 (NCAA FIRST ROUND)
LETTERWINNERS RETURNING/LOST: 8/5
STARTERS RETURNING/LOST: 1/4
NEWCOMERS: 5

THE UNIVERSITY

LOCATION: NASHVILLE, TENN.
UNDERGRADUATE ENROLLMENT: 7,366
TOTAL ENROLLMENT: 13,670
AFFILIATION: NCAA DIVISION I
CONFERENCE: SOUTHEASTERN (SEC)
MASCOT: COMMODORES
COLORS: BLACK & GOLD
CHANCELLOR: DANIEL DIERMEIER
DIRECTOR OF ATHLETICS: CANDICE STOREY LEE
FACULTY ATHLETICS REP: TRACE WILGUS

VANDERBILT WBB STAFF

HEAD COACH: SHEA RALPH • 5TH SEASON
ASSOCIATE HEAD COACH: TOM GARRICK • 5TH SEASON
ASSISTANT COACH/RECRUITING COORD.: ASHLEY EARLEY • 5TH SEASON
ASSISTANT COACH/RECRUITING COORD.: KEVIN DEMILLE • 5TH SEASON
AST. COACH/AST. DIR. OF OPS: ERIC MUNDINGER • 4TH SEASON
ASSISTANT COACH: KAILI MCLAREN • 1ST SEASON
CHIEF OF STAFF/EXECUTIVE DIR. OF OPS: CHRIS BRANN • 5TH SEASON
DIR. OF INTERNAL OPS/ON-CAMPUS RECRUITING COORD.: KOKO NELSON • 5TH SEASON
DIRECTOR OF STRENGTH & CONDITIONING: JENA READY • 2ND SEASON
SENIOR ASSO. ATHLETIC TRAINER: ALLISON SHEPHERD • 5TH SEASON
DIRECTOR OF CREATIVE CONTENT: LEAH DUSTERHOFT • 5TH SEASON
DIR. OF SPECIAL PROJECTS & ATHLETIC CULTURE: WONNE HAWKINS • 2ND SEASON
DIRECTOR OF PLAYER DEVELOPMENT: JORDYN OLIVER • 1ST SEASON
VIDEO COORDINATOR: JT OREM • 2ND SEASON
DIRECTOR OF STUDENT SERVICES: BRITNI LAGEORGE • 9TH SEASON
SPORTS INFORMATION DIRECTOR: CHRIS CASKEY • 3RD SEASON

PROGRAM HISTORY

ALL-TIME RECORD: 919-555 (.623)
ALL-TIME SEC RECORD: 273-281 (.493)
ALL-TIME SEC TOURNAMENT RECORD: 50-39 (.562)
SEC TOURNAMENT TITLES: 6 ('93, '95, '02, '04, '07, '09)
NCAA TOURNAMENT APPEARANCES: 29
NCAA TOURNAMENT RECORD: 40-29 (.560)
LAST NCAA TOURNAMENT APPEARANCE: 2025
LAST POSTSEASON APPEARANCE: 2025 (NCAA)
RECORD UNDER SHEA RALPH: 84-59 (.587)
SEC RECORD UNDER SHEA RALPH: 24-40 (.375)
SEC TOURNAMENT RECORD UNDER SHEA RALPH: 1-3 (.562)
NCAA TOURNAMENT RECORD UNDER SHEA RALPH: 1-2 (.333)
POSTSEASON RECORD UNDER SHEA RALPH: 3-3 (2 NCAA, 1 WNIT)

SOCIAL MEDIA

FACEBOOK: /VANDYWBB
INSTAGRAM: @VANDYWBB
TIKTOK: @VANDYWBB
X/TWITTER: @VANDYWBB
WEBSITE: VUCOMMODORES.com

DORE NOTES

GAME COVERAGE

Saturday's contest airs live at noon CT on SEC Network+, with Andrew Allegretta and Drew Maddux on the call. Fans can listen to Jake Lyman locally on 94.9 The Fan and the Vanderbilt Commodores app outside of Nashville.

NATIONAL RANKINGS

The Commodores came in at No. 13 in the Associated Press top 25 and No. 11 in the USA Today/WBCA Coaches poll this week. It marks the program's highest ranking in either poll since the 2012-13 season.

It is Vanderbilt's highest ranking in the AP top 25 since Week 2 of the 2012-13 season, when the Dorees were also ranked 13th.

Vandy's No. 11 ranking in this week's USA Today/WBCA poll is the program's highest placement in the coaches' poll since 2008-09, when the Commodores ended the season at No. 8 in the nation.

NET RANKING

Vanderbilt holds a NET ranking of 15 heading into Thursday's contest. The Dorees came in at No. 12 in the first NET rankings of the 2025-26 season. Vandy has collected two Quad 2 and three Quad 3 wins through the first 11 contests this season. The NET is an evaluation tool used by the NCAA Selection Committee to determine seeding and bids.

TAKING CARE OF BUSINESS AT HOME

The Dorees have won 26-straight nonconference home games dating back to the 2022-23 season. Vanderbilt is 39-3 inside Memorial Gym against non-league teams under head coach Shea Ralph. Overall, Vandy is 53-21 at home under Ralph's direction.

UNDEFEATED

Vanderbilt has won all 11 of its games coming into Saturday's contest against Texas Southern. The Commodores are one of 12 undefeated teams left in NCAA Division I this season, while they are one of five unbeaten SEC teams.

NONCONFERENCE DOMINATION

The Commodores are 60-19 against nonconference foes in the Ralph era. Vanderbilt has won 17 consecutive regular-season games against non-SEC teams heading into Saturday.

HOT STARTS

A total of five Vandy upperclassmen are off to career-best starts to open the 2025-26 campaign. Senior Justine Pissott (10.2 ppg), junior Aiyana Mitchell (8.1 ppg), graduate Ndjakalenga Mwenentanda (7.9 ppg), senior Jada Brown (4.1 ppg) and junior Aga Makurat (4.2 ppg) are all posting career-high scoring averages through the first 11 games of the season.

ONE OF THE NATION'S BEST SCORERS

Sophomore Mikayla Blakes heads into the Saturday ranking fifth nationally in scoring at 24.3 points per game, which also ranks as the second-best scoring average in the SEC this season. The 5-8 guard has scored 25-plus points in six games this season.

Blakes' current 30-game double-digit scoring streak is the fourth-longest active streak in NCAA Division I and the longest active in the SEC.

TALL DORES

Vanderbilt has eight players who are 6-2 or taller on its 2025-25 season, with the tallest player being 6-6 center Aalyah Del Rosario. The 2025-26 Commodores hold an average height of 6-1, a growth spurt of four inches compared to their team average height of 5-10 from a season ago.

The increase in height on the roster has allowed the Dorees to rank 21st in the NCAA in blocks per game at 5.5. Junior Aiyana Mitchell is seventh in the SEC in blocks per game at 1.7, which also ranks 47th in all of NCAA Division I.





DORE NOTES

BALANCED SCORING

Vanderbilt has had three or more players score double-digit points in all 11 games to open the 2025-26 season. Recently, the Commodores had three players record double-figure points in the Dec. 18 win over UAlbany.

DORES PUTTING UP THE POINTS

Vanderbilt is putting up 84.3 points per game through 11 contests this season, which is the 16th-highest scoring average in the nation. The Dore's have scored 85-plus points in six games this season, while they've eclipsed the 80-point plateau in seven of the last eight games coming into Saturday.

TEAMWORK MAKES THE DREAM WORK

The Commodores rank in the top 10 nationally in assists per game and assist-to-turnover ratio. Vanderbilt is sixth in the nation in assist-to-turnover ratio at 1.81, while the Dore's 20.5 assists per game is eighth-best in NCAA Division I and leads the SEC.

Freshman Aubrey Galvan (25th; 2.288) and senior Justine Pissott (34th; 2.62) each rank in the top 35 nationally in assist-to-turnover ratio. Galvan also sits in the top 15 in the country in assists (14th, 75) and assists per game (11th), while her 6.8 assists per game average leads all freshmen nationally.

RECEIVING HIGH MARKS NATIONALLY

Vanderbilt ranks in the top 25 nationally in 10 different categories. That includes winning percentage (1st; 100%), assist-to-turnover ratio (6th; 1.81), assist per game (8th; 20.5), turnover margin (10th; 10.3), turnovers per game (12th; 11.4), 3-pointers per game (16th; 9.5), scoring offense (16th; 84.3), scoring margin (17th; 29.2), blocks per game (21st; 5.5), and steals per game (21st; 12.7).

NDJAKALENGA LIGHTS UP FROM DEEP

Graduate Ndjakalenga Mwenentanda has found her stroke from behind the arc to begin her lone season as a Commodore, as the Texas transfer is shooting a career-best 44.4 percent (8-of-18) on 3-point field goals. The 6-2 guard has made eight 3-pointers in nine games this season, which is one more than she had during her entire 103-game career at Texas.

GAME-BY-GAME STARTERS

Team	G	G	G	F	F	Result
vs. California	Galvan	Blakes	Mwenentanda	Pissott	Washington	W, 74-65
Furman	Galvan	Blakes	Mwenentanda	Pissott	Washington	W, 96-48
at Austin Peay	Galvan	Blakes	Mwenentanda	Pissott	Washington	W, 75-65
at Western Ky.	Galvan	Blakes	Mwenentanda	Pissott	Washington	W, 87-49
Alabama State	Galvan	Blakes	Mwenentanda	Pissott	Washington	W, 92-38
Tennessee State	Galvan	Blakes	Mwenentanda	Pissott	Washington	W, 99-43
vs. Oregon State	Galvan	Blakes	Mwenentanda	Pissott	Washington	W, 88-66
vs. BYU	Galvan	Blakes	Mwenentanda	Pissott	Washington	W, 84-71
Virginia	Galvan	Blakes	Mwenentanda	Pissott	Washington	W, 81-68
South Florida	Galvan	Blakes	Mwenentanda	Pissott	Washington	W, 87-58
UAlbany	Galvan	Blakes	Mwenentanda	Pissott	Washington	W, 64-35

LINEUP RECORDS

Galvan/Blakes/Mwenentanda/Pissott/Washington 11-0

STAT SUPERLATIVES

MOST GAMES PLAYED

114 • NDJAKALENGA MWENENTANDA*

MOST GAMES PLAYED AT VANDERBILT

110 • SACHA WASHINGTON

MOST GAMES STARTED

83 • SACHA WASHINGTON

MOST GAMES STARTED AT VANDERBILT

83 • SACHA WASHINGTON

MOST CONSECUTIVE GAMES PLAYED

45 • AIYANA MITCHELL

MOST CONSECUTIVE GAMES STARTED

16 • MIKAYLA BLAKES

GAMES W/ DOUBLE-DIGIT POINTS

	2025-26	CAREER
MIKAYLA BLAKES	11	43
SACHA WASHINGTON	7	56
AUBREY GALVAN	7	7
JUSTINE PISSOTT*	6	15
AIYANA MITCHELL	5	7
NDJAKALENGA MWENENTANDA*	4	22
AGA MAKURAT	1	5
JADA BROWN	1	3
AVA BLACK	1	1
MADISON GREENE	--	13
AALYAH DEL ROSARIO*	--	4

20-PLUS POINT GAMES 2025-26 CAREER

MIKAYLA BLAKES	7	28
AGA MAKURAT	1	1
SACHA WASHINGTON	--	6
MADISON GREENE	--	1
AALYAH DEL ROSARIO*	--	1

30-PLUS POINT GAMES 2025-26 CAREER

MIKAYLA BLAKES	2	7
SACHA WASHINGTON	--	1

40-PLUS POINT GAMES 2025-26 CAREER

MIKAYLA BLAKES	--	2
----------------	----	---

50-PLUS POINT GAMES 2025-26 CAREER

MIKAYLA BLAKES	--	2
----------------	----	---

GAMES W/ DOUBLE-DIGIT REBOUNDS

	2025-26	CAREER
SACHA WASHINGTON	3	30
MIKAYLA BLAKES	1	1
AIYANA MITCHELL	1	1
JUSTINE PISSOTT	1	1
AALYAH DEL ROSARIO*	--	2
NDJAKALENGA MWENENTANDA*	--	1

DOUBLE-DOUBLES 2025-26 CAREER

SACHA WASHINGTON	2	24
MIKAYLA BLAKES	1	1
AIYANA MITCHELL	1	1
AUBREY GALVAN	1	1
JUSTINE PISSOTT	1	1
AALYAH DEL ROSARIO*	--	1
NDJAKALENGA MWENENTANDA*	--	1

CURRENT DOUBLE-DIGIT SCORING STREAK

30 • MIKAYLA BLAKES

CONSECUTIVE GAMES W/ MADE 3-POINTER

18 • MIKAYLA BLAKES

CONSECUTIVE GAMES W/ AN ASSIST

28 • MIKAYLA BLAKES

CONSECUTIVE GAMES W/ A STEAL

10 • MIKAYLA BLAKES

CONSECUTIVE GAMES W/ A BLOCK

3 • AIYANA MITCHELL

* PLAYED AT ANOTHER SCHOOL





PLAYER QUICK NOTES

**1 • MIKAYLA BLAKES**

G • 5-8 • So. • Somerset, N.J. (Rutgers Prep HS)
Medicine, Health & Society

	GP-GS	MIN/G	FG%	3FG%	FT%	R/G	A/G	STL	BLK	PTS/G
25-26	11-11	32.6	.456	.321	.786	4.5	3.8	3.8	0.4	24.3
CAREER	44-43	32.3	.456	.337	.861	3.7	3.3	2.7	0.2	23.5

- Ranks 5th in NCAA in scoring at 24.3 ppg
- Her 30-game double-digit scoring streak is the 4th-longest active in NCAA
- NCAA Freshman Single-Game Scoring Record Holder w/ 55 pts at Auburn on 2/16/25
- SEC & Vanderbilt Single-Game Scoring Record Holder (55 pts, at Auburn, 2/16/25)
- Six-time All-American & USBWA National FOTY ('25)
- Scored double figures in 43 of her 44 career gms

TOP GAMES

'25-26 SEASON	CAREER
PTS 35 • vs. Oregon St. (11/27/25)	PTS 55 • at Auburn (02/16/25)
REB 10 • at Western Ky. (11/19/25)	REB 10 • at Western Ky. (11/19/25)
AST 7 • Virginia (12/03/25)	AST 8 • Hampton (11/20/24)

**2 • JADA BROWN**

G • 5-8 • Sr. • Bentonville, Ark. (Bentonville HS)
Human & Organizational Development • (Jay-Duh)

	GP-GS	MIN/G	FG%	3FG%	FT%	R/G	A/G	STL	BLK	PTS/G
25-26	11-0	19.5	.326	.333	1.000	1.3	1.6	0.9	0.1	4.1
CAREER	75-22	14.1	.300	.297	.833	0.9	0.7	0.4	0.2	2.8

- Kay Yow Servant Leadership Recipient
- Scored season-high 10 points vs. Furman (11/10/25)
- Averaging career-best 4.1 ppg in '25-26
- Two-time SEC Winter Academic Honor Roll
- TikTok account generated 5.7 millions likes & 109,000 followers

TOP GAMES

'25-26 SEASON	CAREER
PTS 10 • Furman (11/10/25)	PTS 12 • vs. NC State (11/24/22)
REB 3 • vs. Oregon St. (11/27/25)	REB 4 (4x) • Last: Radford (12/31/22)
AST 4 • Alabama State (11/21/25)	AST 5 • Tarleton State (11/15/22)

**3 • AUBREY GALVAN**

G • 5-6 • Fr. • Deerfield, Ill. (Wilmette Loyola Academy)
Undeclared

	GP-GS	MIN/G	FG%	3FG%	FT%	R/G	A/G	STL	BLK	PTS/G
25-26	11-11	34.0	.387	.345	.714	4.2	6.8	3.2	0.1	10.9
CAREER	11-11	34.0	.387	.345	.714	4.2	6.8	3.2	0.1	10.9

- Leads all NCAA FR in assists per game (6.8)
- Ranks 11th in NCAA in APG & 14th in assists (75)
- First NCAA player to begin her career with 7-plus assists & 7-plus rebounds since at least 1999-00
- Tied Vandy FR. Single-Gm Record for most assists (15) and steals (9) vs. TSU on Nov. 23, 2025
- Works out with WNBA All-Star Jewell Loyd

TOP GAMES

'25-26 SEASON	CAREER
PTS 18 • at APSU (11/12/25)	PTS 18 • at APSU (11/12/25)
REB 9 • vs. California (11/3/25)	REB 9 • vs. California (11/3/25)
AST 15 • Tennessee St. (11/23/25)	AST 15 • Tennessee St. (11/23/25)

**4 • MADISON GREENE**

G • 5-6 • Jr. • Columbus, Ohio (Pickerington Central HS)
Medicine, Health & Society

	GP-GS	MIN/G	FG%	3FG%	FT%	R/G	A/G	STL	BLK	PTS/G
25-26	--	--	--	--	--	--	--	--	--	--
CAREER	44-4	20.2	.42.9	.35.4	.81.4	2.0	1.3	1.3	0.0	6.8

- Will miss 2025-26 season due to injury
- Scored a career-high 25 pts at Dayton on 12/19/24
- Led the team in points off the bench at 7.3 ppg in '24-25
- First Dore since 2017-18 to score 25-plus pts off the bench
- Double-digit pts off the bench in 8 games in '24-25

TOP GAMES

'25-26 SEASON	CAREER
PTS -- -- --	PTS 25 • at Dayton (12/19/24)
REB -- -- --	REB 6 • Alabama A&M (12/29/24)
AST -- -- --	AST 6 • Samford (11/22/24)

**8 • AVA BLACK**

G • 5-11 • Fr. • Auburn, N.H. (Tabor Academy)
Undeclared

	GP-GS	MIN/G	FG%	3FG%	FT%	R/G	A/G	STL	BLK	PTS/G
25-26	8-0	11.9	.478	.300	.750	3.3	0.9	0.8	0.1	3.5
CAREER	8-0	11.9	.478	.300	.750	3.3	0.9	0.8	0.1	3.5

- Made her Vandy debut vs. Furman (11/10)
- Scored career-high 11 pts vs. Ala. State (11/21)
- Ranked as one of New England's Top Prospects
- First player from N.H. in program history
- Attended '23 USA WBB U16 National Trials

TOP GAMES

'25-26 SEASON	CAREER
PTS 11 • Alabama State (11/21/25)	PTS 11 • Alabama State (11/21/25)
REB 6 • 2x, Last: Tenn. St. (11/23/25)	REB 6 • 2x, Last: Tenn. St. (11/23/25)
AST 2 • 2x, Last: Tenn. St. (11/23/25)	AST 2 • 2x, Last: Tenn. St. (11/23/25)

**11 • MONIQUE WILLIAMS**


F • 6-3 • Fr. • Perth, Australia (Willeton Senior HS)
Undeclared • (Moh-NEEK)

	GP-GS	MIN/G	FG%	3FG%	FT%	R/G	A/G	STL	BLK	PTS/G
25-26	6-0	4.1	.200	.000	.500	0.5	0.2	0.0	0.0	0.7
CAREER	6-0	4.1	.200	.000	.500	0.5	0.2	0.0	0.0	0.7

- Made her Vandy debut vs. Furman (11/10)
- Enrolled after the 2024 Fall semester and begins her in '25-26 with four years of eligibility
- Helped Australia win Silver at the FIBA U20 Women's World Cup & Gold at the FIBA U18 Women's Asia Cup
- Second player from Australia in program history

TOP GAMES

'25-26 SEASON	CAREER
PTS 2 • 2x, Last: South Fla. (11/23/25)	PTS 2 • 2x, Last: South Fla. (11/23/25)
REB 2 • Alabama State (11/21/25)	REB 2 • Alabama State (11/21/25)
AST -- -- --	AST -- -- --

**13 • JUSTINE PISSOTT**

G/F • 6-4 • Sr. • Toms River, N.J. (Tennessee)
Human & Organizational Development • (Pih-SOT)

	GP-GS	MIN/G	FG%	3FG%	FT%	R/G	A/G	STL	BLK	PTS/G
25-26	11-11	27.7	.421	.408	.750	5.1	3.1	0.5	0.7	10.2
CAREER	94-39	15.0	.378	.365	.735	2.0	0.8	0.2	0.3	5.0

- Appeared in 67 games and made 39 starts at Vanderbilt
- Holds a 38.2% 3-point field goal % at Vandy
- Averaging career-best 10.9 ppg in '25-26
- 3rd in SEC & 58th in NCAA in 3-Pt Per Gm (2.6)
- Played at Tennessee as a FR & is the first-known Vandy player to transfer from UT

TOP GAMES

'25-26 SEASON	CAREER
PTS 18 • vs. BYU (11/29/25)	PTS 18 • vs. BYU (11/29/25)
REB 10 • vs. BYU (11/29/25)	REB 10 • vs. BYU (11/29/25)
AST 6 • Furman (11/10/25)	AST 6 • Furman (11/10/25)

**14 • AIYANA MITCHELL**

F • 6-4 • Jr. • Colorado Springs, Colo. (Fountain-Carson HS)
Medicine, Health & Society • (EYE-On-Uh)

	GP-GS	MIN/G	FG%	3FG%	FT%	R/G	A/G	STL	BLK	PTS/G
25-26	11-0	17.1	.673	.000	.613	5.5	0.7	0.8	1.7	8.1
CAREER	59-1	10.5	.588	.000	.610	2.8	0.4	2.6	4.4	3.7

- Leads the team pts off bench at 8.1 ppg
- Ranks 7th in SEC & 47th in NCAA in Blk Per Gm (1.7)
- Scored double-digits in three-straight games off the bench to begin 2025-26
- Shooting 67.3 percent from the field in '25-26
- Played in a team-best 45-straight games

TOP GAMES

'25-26 SEASON	CAREER
PTS 14 • UAlbany (12/18/25)	PTS 14 • UAlbany (12/18/25)
REB 10 • vs. California (11/3/25)	REB 10 • vs. California (11/3/25)
AST 3 • vs. California (11/3/25)	AST 3 • vs. California (11/3/25)

**15 • NDJAKALENGA MWENENTANDA**

G • 6-2 • Sr. • Sioux Falls, S.D. (Texas)
Undeclared • (JACK-UH-LANG-UH MWEN-EN-TAWN-DUH)

	GP-GS	MIN/G	FG%	3FG%	FT%	R/G	A/G	STL	BLK	PTS/G
25-26	11-11	19.6	.517	.444	.810	2.5	1.1	0.6	0.4	7.9
CAREER	114-29	14.0	.431	.238	.718	2.3	0.8	0.5	0.3	4.9

- Averaging a career-best 7.9 ppg & 51.7 FG% in '25-26
- Made a personal-best 83-Pt FGs in '25-26
- Transferred to Vandy after three seasons at Texas
- Ndjakalenga mean "A gift of luck" from her mom's Luba tribe in Democratic Republic of the Congo
- Won 3 Big 12 titles (2 tour., 1 reg.) and 1 SEC reg. season title at Texas
- Played in 10 NCAA Tour. games and 2 Elite Eights

TOP GAMES

'25-26 SEASON	CAREER
PTS 16 • 2x, Last: Virginia (12/03/25)	PTS 19 • Illinois (03/24/25)
REB 7 • Virginia (12/03/25)	REB 11 • at Miss. State (02/27/25)
AST 4 • Furman (11/10/25)	AST 4 • 5x, Last: Furman (11/10/25)

**24 • AGA MAKURAT**

G • 6-2 • Jr. • Sierakowice, Poland (Sopocka Akademia Tenisowa)
Human & Organizational Development • (AH-Gah MOCK-ew-RAH)

	GP-GS	MIN/G	FG%	3FG%	FT%	R/G	A/G	STL	BLK	PTS/G
25-26	11-0	11.0	.419	.357	.000	1.9	0.7	0.5	0.3	4.2
CAREER	58-3	12.6	.351	.319	.800	1.7	0.6	0.3	0.4	3.8

- Scored a career-high 21 pts vs. Ala. St. (11/21)
- Averaging a career-best 4.2 ppg in '25-26
- Member of the Polish National Team
- First player from Poland in program history
- Appeared in 57 career games with three starts at Vanderbilt

TOP GAMES

'25-26 SEASON	CAREER
PTS 21 • Alabama State (11/21/25)	PTS 21 • Alabama State (11/21/25)
REB 5 • 2x, Last: UAlbany (12/18/25)	REB 7 • at South Carolina (1/28/24)
AST 3 • Tennessee State (11/23/25)	AST 3 • 4x, Last: Tenn. St. (11/23/24)



PLAYER QUICK NOTES



30 • TRINITY WILSON
F • 6-3 • So. • Lakeville, Minn. (Lakeville North HS)
Human & Organizational Development

	GP-GS	MIN/G	FG%	3FG%	FT%	R/G	A/G	STL	BLK	PTS/G
25-26	2-0	2.0	.000	.000	.500	0.0	0.0	0.5	0.0	0.5
CAREER	14-0	4.2	.381	.000	.400	1.1	0.6	1	2	1.3

- Made season debut vs. Furman (11/10)
- Played in 12 games, all off the bench, in her first year at Vanderbilt
- Scored career-best 6 pts vs. West Ga. (12/21/24)
- Fourth player from Minnesota in program history and first since 2016-17

TOP GAMES		CAREER	
PTS	1 • Furman (11/10/25)	PTS	6 • West Georgia (12/21/24)
REB	-- --	REB	5 (2x) • Last: APSU (11/8/24)
AST	-- --	AST	1 (5x) • Last: Ala. A&M (12/29/24)



32 • AALYAH DEL ROSARIO
C • 6-6 • Jr. • Santo Domingo, D.R. (LSU)
Undeclared • (Ah-LEE-UH)

	GP-GS	MIN/G	FG%	3FG%	FT%	R/G	A/G	STL	BLK	PTS/G
25-26	9-0	6.8	.583	.000	.462	1.6	0.7	0.3	1.0	2.2
CAREER	74-1	8.8	.509	.000	.540	2.7	0.2	0.3	0.6	3.4

- Transferred to Vanderbilt after two seasons at LSU
- Played in 65 games with one start with the Tigers
- Appeared in six NCAA Tournament games and has played in the Elite 8 in each of the last two seasons with the Tigers
- First player from Dominican Republic in program history

TOP GAMES		CAREER	
PTS	5 • 2x, Last: at WKU (11/19/25)	PTS	27 • McNeese St. (12/12/23)
REB	5 • Alabama State (11/21/25)	REB	10 (2x) • Last: Coppin St. (12/20/23)
AST	2 • 2x, Last: Tenn. St. (11/23/25)	AST	2 • 3x, Last: Tenn. St. (11/23/25)



35 • SACHA WASHINGTON
F • 6-2 • Gr. • Lawrenceville, Ga. (Collins Hill HS)
Human & Organizational Development • (Sah-SHUH)

	GP-GS	MIN/G	FG%	3FG%	FT%	R/G	A/G	STL	BLK	PTS/G
25-26	11-11	21.6	.537	.000	.690	7.4	1.4	1.5	0.9	9.8
CAREER	110-83	24.6	.491	.000	.643	7.3	1.1	1.1	1.1	10.1

- Leads team in rebounding (7.4 rpg)
- 3rd in SEC & ranks 27th in NCAA in off. reb (3.8)
- Active SEC leader in career rebounds w/ 801
- Only active SEC player w/ over 1,000 pts, 800 reb. and 100 blocks in their career
- One of six active SEC players w/ 100-plus career blks
- Leads Vandy in career games played w/ 110

TOP GAMES		CAREER	
PTS	13 • 2x, Last: Tenn. St. (11/23/25)	PTS	33 • vs. La. Tech (12/03/22)
REB	12 • vs. BYU (11/29/25)	REB	17 • Fairfield (11/12/23)
AST	6 • vs. BYU (11/29/25)	AST	7 • Fairfield (11/12/23)



HC • SHEA RALPH
Fifth Season • UConn '01
7-Time NCAA National Champion • 2000 NCAA Tournament MOP

- 84-59 overall record through five seasons at Vanderbilt
- Led the Commodores to each of the last two NCAA Tournaments, marking the first time Vanderbilt has earned consecutive March Madness bids since going to 15-straight from 1999-2014
- First Vanderbilt women's coach to defeat Tennessee twice in the same season (2024-25)
- Guided Vanderbilt to its first NCAA Tournament bid since the 2014 NCAA Tournament in 2023-24 and posted the Dore's' first NCAA Tournament victory since 2013
- Posted the largest win improvement from one season to next in school history during the 2023-24 season, as Vandy's 23 victories marked an 11-win improvement from 2022-23
- Guided Vandy to a school record six SEC road wins in '23-'24
- Six players have earned All-SEC honors under Ralph

RALPH COACHING CAREER AT VANDERBILT				
SEASON	OVERALL	SEC	SEC FINISH	POSTSEASON
2021-22	16-19	4-12	T-12th	WNIT, Sweet 16
2022-23	12-19	3-13	12th	--
2023-24	23-10	9-7	6th	NCAA, 1st Rd
2024-25	22-11	8-8	T-8th	NCAA, 1st Rd
2025-26	11-0	0-0	--	
TOTAL	84-59	24-40		2 NCAA, 1 WNIT

DORE NOTES

MITCH'S BREAKOUT

Junior Aiyana Mitchell has enjoy a breakout to open the 2025-26 season, as the 6-4 forward is averaging a career-best 8.1 points and 5.5 per game off the bench. Mitchell opened the season with three-straight double-digit scoring performances and recently scored a career-high 14 points vs. UAlbany on Dec. 18.

SACHA & MIKAYLA MOVING UP THE VANDY SCORING LIST

Graduate Sacha Washington and sophomore Mikayla Blakes are each climbing up the Vanderbilt all-time scoring list this season. The Commodore duo are just one of two sets of teammates in the SEC to have scored 1,000-plus career points, joining LSU who has three players.

Washington is currently 30th on Vanderbilt's all-time scoring list with 1,116 career points She needs 17 points to pass Jence Rhoads (1,132 pts; 2008-11) for 29th and 20 points to move into 28th, which is currently occupied by Jillian Danker (1,134 pts; 1999-02)

Blakes, who recently became the fastest Commodore to score 1,000 career points, ranks 39th on Vandy's all-time scoring list with 1,036 points. She is two points away from passing Jordyn Cambridge (1,037 pts; 2018-24). for 38th and four points from sliding into 37th, which is currently held by Chelsie Hall (1,039 pts; 2018-21). Blakes needs 14 points to move into 36th, which is held by Abi Ramset (1,049; 2002-05) and 22 to move past Liz Sherwood (1,056; 2006-08) for 35th.

AUBREY THE BALLER

Freshman Aubrey Galvan has made an immediate impact on Vanderbilt. The 5-6 point guard is the first NCAA Division I women's basketball player since at least 1999-00 to register 7-plus assists and 7-plus rebounds in back-to-back games to begin her career.

Galvan dished out a career-high eight assists in three seperate games this season, which includes an 8-assist effort her last time out against Alabama State on Friday. Galvan is currently 14th in the nation in assists with 75, while she is 11th in assists per game at 6.8, as both marks ranks fourth in the SEC.





DORE NOTES

WELL-TRAVELED COMMODORES

Vanderbilt opened the 2025-26 season with a long excursion, as the Commodores endured a 10-day stretch from Oct. 26 to Nov. 4 where they traveled roughly 9,458 miles.

The Commodores began the season playing in a pair of premier women's basketball events. Vandy defeated Memphis, 104-68, in an exhibition game at the FedExForum for the 2025 Hoops for St. Jude® Tip Off Classic. After making the 424-mile round-trip to Memphis, the Does traveled roughly 9,000 miles round-trip to Paris, France for Oui-Play Paris 2025. The Does spent Oct. 29-Nov. 4 in the City of Light, and knocked off California, 74-65, on Nov. 3.

TV READY

Vanderbilt has 12 nationally televised games during the 2025-26. Vanderbilt plays on ESPN, ESPN2, or ESPNU a total of six times and will have five games on SEC Network in 2025-26. The Does play once on FOX for the Coretta Scott King Classic on Jan. 19.

MIKAYLA'S RECORD-SETTING 1,000 POINTS

Sophomore Mikayla Blakes became the fastest Vanderbilt women's basketball player to score 1,000 career points with a 28-point outing against Virginia in her last time out. Blakes accomplished the feat in 42 games, breaking the previous school record of 57 games held by Chantelle Anderson.

The Vanderbilt All-American is the ninth NCAA women's basketball player to score 1,000 career points in 42 games or fewer since the 1981-82 season. Overall, Blakes is the 13th women's college basketball player to reach the 1,000-point plateau in 42 games or less.

BLAKES FEAST ON THANKSGIVING

Sophomore Mikayla Blakes scored a season-high 35 points in Thursday's win over Oregon State at the Paradise Island Jam. The guard was efficient throughout the evening for the Commodores, as Blake shot 54.5 percent from the field, going 12-of-22. Her 35-point performance against the Beavers marks the seventh time Blakes has registered 30-plus points in her collegiate career, while it is her second 30-point game of this season. All 35 points Blakes scored came in the first three quarters of play, as the Does maintained a 20-plus-point lead in the final frame.

JUSTINE'S BIG THANKSGIVING WEEKEND

Senior Justine Pissott had a massive Thanksgiving weekend at the Paradise Jam, as the 6-4 guard was selected to the Island Division All-Tournament team after averaging 17.5 points, 8.0 rebounds and 3.0 assists in a pair of wins to help the Does win the Paradise Jam Island Division. She hit nine 3-pointers in total in the U.S. Virgin Islands and shot an even 50 percent from behind the arc.

Pissott recorded her first career double-double in Game 2 at the Paradise Jam, as she tallied a career-high 18 points to go along with a personal-best 10 rebounds in a victory over BYU.

AUBREY'S RECORD-MATCHING PERFORMANCE AGAINST TSU

Aubrey Galvan dished out 15 assists and had nine steals to tie the Vandy freshman single-game record in the victory over Tennessee State on Nov. 23. Her 15 helpers against the Tigers matched Ashley Smith's freshman program record, which she set on Nov. 29, 1998, against Hampton. Galvan's nine steals vs. TSU equaled Deborah Denton's record set against New Mexico State on Jan. 4, 1987.

DOUBLE TROUBLE AGAINST THE LADY TIGERS

Graduate Sacha Washington and freshman Aubrey Galvan each had a double-double in Sunday's 99-43 victory over Tennessee State. Washington posted her second double-double of the season with a 13-point, 10-rebound effort against the Lady Tigers, while Galvan flirted with a triple-double, as she scored 16 points to go along with 15 assists and nine steals. It marked the first time a pair of Commodores had a double-double in the same game since Dec. 14, 2024, against Evansville.

WASHINGTON'S DOUBLE-DOUBLE IN CLARKSVILLE

Graduate Sacha Washington recorded a double-double in the win at Austin Peay, as the 6-2 forward scored 10 points and pulled down 10 rebounds. It is Washington's 23rd career double-double at Vanderbilt, while it is her first since March 20, 2024, after she missed last season due to a medical condition.

AUBREY IN PARIS

Freshman Aubrey Galvan flirted with a triple-double in her Vanderbilt debut, as the 5-6 guard collected nine rebounds, seven points and seven assists against California in Paris.

Galvan's nine rebounds are the most by a Commodore freshman in their debut since Koi Love's 10-carom effort against Jacksonville State on Nov. 5, 2019.

Her seven assists are the most by a Vanderbilt freshman in their debut since Minta Spears had seven assists against Mississippi Valley State on Nov. 15, 2015.

MITCH'S DOUBLE-DOUBLE OFF THE BENCH IN PARIS

Junior Aiyana Mitchell collected her first career double-double in the 2025-26 season-opening win over California. The 6-4 forward scored a personal-best 12 points pulled down 10 rebounds and had three assists, blocks and steals each in a career-high 25 minutes off the bench. Mitchell is the first Commodore to register a double-double in a reserve role since Leilani Kapinus had an 11-rebound, 10-point effort against Evansville on Dec. 14, 2024.

ELITE SCORER RETURNS

Vanderbilt sophomore Mikayla Blakes returns the fourth-highest scoring average in all of NCAA Division I, as last year's USBWA Tamika Catchings National Freshman of the Year returns 23.3 points per game from a season ago. Blakes is also the top returning scorer among all returning SEC players this season.

WELCOME BACK SACHA

Vanderbilt graduate Sacha Washington played in her first official game for the Commodores in 957 days in Paris after she redshirted the 2024-25 campaign due to a medical condition. The 6-2 forward registered 10 points, eight rebounds and a team-high four steals in 27 minutes of action. It was her 50th career game with 10 points or more.



DORE NOTES

SEC PROJECTIONS

Expectations are high for the Commodores coming into the 2025-26 season, as the Commodores had their highest placement in the preseason SEC polls under Shea Ralph. Vanderbilt was selected to finish seventh in the preseason SEC media poll, while the league's coaches projected an eighth-place finish for the Dore. Vanderbilt has posted back-to-back non-losing campaigns in SEC play, winning a total of 17 conference games over the last two seasons.

Sophomore Mikayla Blakes earned preseason first-team All-SEC honors from both the coaches and media. The guard is the top returning scorer in the SEC this season, as she averaged 23.3 points per game as a freshman a season ago.

ONE OF THE SEC'S BEST RETURNS

Graduate Sacha Washington returns to action after missing the 2024-25 campaign with a medical issue. Now with a clean bill of health, the 6-2 forward looks to pick up where she left off in 2022-23. Washington is the only active SEC player to collect over 1,000 points, 700 rebounds, and 100 blocks in their career.

She became the 41st Commodore to score 1,000 career points during Vanderbilt's 2024 NCAA Tournament run. She comes into the year having amassed 1,008 points, 720 rebounds, 108 blocks, and 105 assists in 99 career games with 72 starts.

2025-26 ROSTER BREAKDOWN

Vanderbilt returns seven players from last season's squad and rounded out the roster with five newcomers. The Commodores also welcomed back the return of graduate Sacha Washington after she redshirted last season due to a medical condition.

Sophomore Mikayla Blakes is the lone returning starter from last year's 22-win team, while Washington has started in 72 career games at Vanderbilt and has averaged double-digit points in each of her three seasons at Vandy. Along with Blakes, the Commodores bring back Jada Brown, Madison Greene, Justine Pissott, Aiyana Mitchell, Aga Makurat and Trinity Wilson.

The Dore brought in a pair of NCAA Division I transfers and three high schoolers. Graduate Ndjakalenga Mwenentanda and junior Aalyah Del Rosario bring ample March Madness experience, playing in a combined 16 NCAA Tournament games. Mwenentanda, a 6-2 guard, comes to the Music City after a three-year tenure at Texas, where she started for the Longhorns in the Sweet 16, Elite 8 and Final Four. Del Rosario, a 6-6 center, transferred in from LSU, where she was an All-SEC freshman team selection in 2023-24.

Freshmen Ava Black, Aubrey Galvan and Monique Williams round out the roster. Williams enrolled at Vanderbilt for the 2025 Spring semester and practiced with the team. Black and Galvan come to the program with high profiles, with Black being ranked as one of New England's top prospects and Galvan being the MaxPreps Illinois Player of the Year.



2025-26 HONORS & AWARDS

MIKAYLA BLAKES • So. • 5-8 • G • Somerset, N. J.

- TWSA Player of the Week (Dec. 9)
- NCAA Starting Five (Dec. 9)
- SEC Co-Player of the Week (Dec. 2)
- USBWA Ann Meyers Drysdale National Players of the Week (Dec. 2)
- Paradise Jam Island Division MVP (Nov. 29)
- Paradise Jam Island Division All-Tournament Team (Nov. 29)
- USBWA Ann Meyers Drysdale Player of the Year Preseason Watch List (Nov. 7)
- WBCA Wade Trophy Player Watch List (Nov. 5)
- USA Today Sports Network Preseason All-America Second Team (Oct. 31)
- Jersey Mike's Naismith Trophy Women's College Player of the Year Watch List (Oct. 30)
- The Athletic Preseason All-America First Team (Oct. 28)
- Preseason Ann Meyers Drysdale Shooting Guard of the Year Award Watch List (Oct. 28)
- Preseason All-SEC First Team - Coaches (Oct. 22)
- Preseason All-SEC First Team - Media (Oct. 13)

SACHA WASHINGTON • Gr. • 6-2 • F • Lawrenceville, Ga.

- Preseason Katrina McLain Power Forward of the Year Award Watch List (Oct. 30)

AALYAH DEL ROSARIO • Jr. • 6-6 • C • Santo Domingo, D.R.

- Preseason Lisa Leslie Center of the Year Award Watch List (Oct. 31)

JADA BROWN • Sr. • 5-8 • G • Bentonville, Ark.

- Kay Yow Servant Leader Award

AUBREY GALVAN • Fr. • 5-6 • G • Deerfield, Ill.

- SEC Co-Freshman of the Week (Nov. 25)
- NCAA Starting Five (Nov. 25)

JUSTINE PISSOTT • Sr. • 6-4 • G/F • Toms River, N.J.

- Paradise Jam Island Division All-Tournament Team (Nov. 29)

HONORS & AWARDS NOTES

BLAKES NAMED SEC PLAYER OF THE WEEK (DEC. 2)

Mikayla Blakes' Thanksgiving weekend feast at the 2025 U.S. Virgin Islands Paradise Jam earned her SEC Co-Player of the Week honors, as the All-American captures her first weekly award from the conference this season.

Blakes was named the Island Division MVP at the Paradise Jam after averaging 31.0 points, 5.0 assists, 4.0 rebounds and 3.0 steals per game. Her efforts helped the Commodores go 2-0 in the U.S. Virgin Islands to win the Island Division title. The Vanderbilt guard shares the SEC Player of the Week honor with Rori Harmon of Texas.

It is the second time that the sophomore has won SEC Player of the Week, as she previously earned the distinction during her freshman campaign on Feb. 11, 2025. It is Blakes' ninth SEC weekly award in her career, as she was named SEC Freshman of the Week a school-record seven times last season.

BLAKES SELECTED TO USBWA ANN MEYERS DRYSDALE NATIONAL PLAYERS OF THE WEEK (DEC. 2)

Blakes' high-end performance in the U.S. Virgin Islands also earned her a spot on the USBWA Ann Meyers Drysdale National Players of the Week honors. She was one of five players named to this week's squad. It is the first time this season she has been selected to the USBWA's national team of the week.

GALVAN NAMED SEC FRESHMAN OF THE WEEK (NOV. 25)

Aubrey Galvan was named the SEC Co-Freshman of the Week after she tied a pair of school freshman single-game records.

The point guard matched the Vanderbilt freshman single-game record for assists, as well as the freshman single-game record for most steals against Tennessee State. The point guard recorded 15 assists and nine steals against the Lady Tigers in last Sunday's 99-43 victory.

Her 15 helpers vs. TSU matched Ashley Smith's Vanderbilt freshman record for most assists in a game, which she set on Nov. 29, 1998, against Hampton. Her nine steals equaled Deborah Denton's freshman single-game record set against New Mexico State on Jan. 4, 1987.

The Deerfield, Illinois, native averaged 10.3 assists, 7.7 points, 3.7 steals and 3.3 rebounds to help No. 17-ranked Vanderbilt go 3-0 this past week. The guard dished out eight or more assists in all three contests, as she shares SEC Freshman of the Week honors with Alabama's Ace Austin.

TRIO OF DORES RECEIVE PRESEASON HONORS

Vanderbilt had three players selected to a preseason watchlist for the Naismith Basketball Hall of Fame Starting 5 Awards. Graduate Sacha Washington was named to the Katrina McClain Power Forward of the Year Award, while sophomore Mikayla Blakes was selected to the Ann Meyers-Drysdale Shooting Guard of the Year Award and junior Aalyah Del Rosario earned a spot on the Lisa Leslie Center of the Year Award.



SEC WEEKLY AWARDS

SEC PLAYER OF THE WEEK

Week 1: Liv McGill, Florida

Week 2: Joyce Edwards, South Carolina

Week 3: Clara Strack, Kentucky

Week 4: Mikayla Blakes, Vanderbilt/Rori Harmon, Texas

Week 5: Madina Okot, Mississippi State

Week 6: Raegan Beers, Oklahoma/Madison Booker, Texas

SEC FRESHMAN OF THE WEEK

Week 1: Bonnie Deas, Arkansas

Week 2: Aaliyah Chavez, Oklahoma

Week 3: Aubrey Galvan, Vanderbilt/Ace Austin, Alabama

Week 4: Aaliyah Chavez, Oklahoma

Week 5: Aaliyah Chavez, Oklahoma

Week 6: Aaliyah Chavez, Oklahoma/Mia Pauldo, Tennessee



**WOMEN'S
BASKETBALL**

SEC PRESEASON POLLS

2025-26 PRESEASON SEC WOMEN'S BASKETBALL COACHES POLL

- | | |
|-------------------|-----------------------|
| 1) Texas | 9) Alabama |
| 2) South Carolina | 10) Florida |
| 3) LSU | 11) Georgia |
| 4) Oklahoma | 12) Mississippi State |
| 5) Tennessee | 13) Texas A&M |
| 6) Ole Miss | 14) Missouri |
| 7) Kentucky | 15) Auburn |
| 8) Vanderbilt | 16) Arkansas |

SEC PRESEASON PLAYER OF THE YEAR - COACHES

Madison Booker, Texas

ALL-SEC FIRST TEAM - COACHES

Flau'Jae Johnson, LSU
Mikaylah Williams, LSU
Raegan Beers, Oklahoma
Joyce Edwards, South Carolina
Ta'Niya Latson, South Carolina
Talaysia Cooper, Tennessee
Madison Booker, Texas
Mikayla Blakes, Vanderbilt

ALL-SEC SECOND TEAM - COACHES

Essence Cody, Alabama
Liv McGill, Florida
Teonni Key, Kentucky
Clara Strack, Kentucky
MiLaysia Fulwiley, LSU
Cotie McMahon, Ole Miss
Payton Verhulst, Oklahoma
Rori Harmon, Texas

2025-26 PRESEASON SEC WOMEN'S BASKETBALL MEDIA POLL

- | | |
|-------------------|-----------------------|
| 1) South Carolina | 9) Alabama |
| 2) Texas | 10) Mississippi State |
| 3) LSU | 11) Florida |
| 4) Tennessee | 12) Georgia |
| 5) Oklahoma | 13) Missouri |
| 6) Ole Miss | 14) Texas A&M |
| 7) Vanderbilt | 15) Auburn |
| 8) Kentucky | 16) Arkansas |

SEC PRESEASON PLAYER OF THE YEAR - MEDIA

Madison Booker, Texas

ALL-SEC FIRST TEAM - MEDIA

Flau'Jae Johnson, LSU
Raegan Beers, Oklahoma
Joyce Edwards, South Carolina
Madison Booker, Texas
Mikayla Blakes, Vanderbilt

ALL-SEC SECOND TEAM - MEDIA

Clara Strack, Kentucky
Mikaylah Williams, LSU
Cotie McMahon, Ole Miss
Ta'Niya Latson, South Carolina
Talaysia Cooper, Tennessee
Rori Harmon, Texas



2025-26 STATISTICAL RANKINGS

Statistic	RANKING (as of Dec. 18)		
	NCAA	SEC	VALUE
Assist/Turnover Ratio (359 ranked)	6	2	1.81
Assists Per Game (358 ranked)	8	1	20.5
Bench Points Per Game (359 ranked)	157	8	21.2
Blocks Per Game (359 ranked)	21	6	5.5
Field Goal Percentage (359 ranked)	40	10	46.0
Field Goal Percentage Defense (359 ranked)	69	12	36.7
Fouls Per Game (359 ranked)	38	4	14.4
Free Throw Attempts Per Game (359 ranked)	171	14	17.36
Free Throw Percentage (359 ranked)	128	9	71.7
Free Throws Made Per Game (359 ranked)	147	13	12.45
Rebound Margin (359 ranked)	78	13	6.1
Rebounds (Defensive) Per Game (359 ranked)	218	15	24.7
Rebounds (Offensive) Per Game (359 ranked)	28	4	15.6
Rebounds Per Game (359 ranked)	84	11	40.36
Scoring Defense (359 ranked)	35	9	55.1
Scoring Margin (359 ranked)	17	8	29.2
Scoring Offense (359 ranked)	16	5	84.3
Steals Per Game (359 ranked)	19	4	12.7
Three Point Attempts Per Game (359 ranked)	36	3	26.4
Three Point Percentage (359 ranked)	43	8	35.9
Three Point Percentage Defense (359 ranked)	182	11	30.0
Three Pointers Per Game (359 ranked)	16	2	9.5
Turnover Margin (359 ranked)	10	3	10.27
Turnovers Forced Per Game (359 ranked)	33	6	21.64
Turnovers Per Game (359 ranked)	12	3	11.4
Winning Percentage (351 ranked)	1	1	100.0

INDIVIDUAL

	RANKING (as of Dec. 18)		
	NCAA	SEC	VALUE
MIKAYLA BLAKES			
Assist/Turnover Ratio	135	20	1.68
Assists	127	12	42
Assists Per Game	138	12	3.8
Field Goal Attempts	4	2	204
Field Goal Percentage	158	19	45.6
Field Goal Made	11	4	93
Free Throw Attempts	26	4	70
Free Throw Percentage	181	14	78.6
Free Throw Made	19	3	55
Minutes Per Game	144	7	32.58
Points Scored	8	2	267
Points Per Game	5	2	24.3
Steals	9	4	42
Steals Per Game	8	3	3.82
Three Point Attempts	38	3	81
Three Point Percentage	190	12	32.1
Three Pointers Made	89	6	26
Three Pointers Per Game	100	6	2.36
AUBREY GALVAN			
Assist/Turnover Ratio	25	6	2.88
Assists	14	4	75
Assists Per Game	11	4	6.8
Minutes Per Game	59	4	34.01
Steals	21	7	35
Steals Per Game	27	7	3.18
JUSTINE PISSOTT			
Assist/Turnover Ratio	34	8	2.62
Three Point Attempts	97	5	71
Three Point Percentage	83	6	40.8
Three Pointers Made	52	3	29
Three Pointers Per Game	58	3	2.64
SACHA WASHINGTON			
Rebounds	146	16	81
Off. Rebounds Per Game	27	3	3.8
Rebounds Per Game	162	12	7.4
AIYANA MITCHELL			
Blocks	47	7	19
Blocks Per Game	47	7	1.73
AALYAH DEL ROSARIO			
Blocks Per Game	205	21	1.00

2025-26 LEADERS & MISCELLANEOUS STATS

Leading Scorer • Season
Mikayla Blakes • 24.3 ppg**Leader in FG% • Season**
Aiyana Mitchell • 67.3% (35-52)**Leader in FT% • Season**
Mikayla Blakes • 78.6% (55-70)**Leader in 3P FG% • Season**
Justine Pissott • 40.8% (29-71)**Leader in 3P FGM • Season**
Justine Pissott • 29**Leading Rebounder • Season**
Sacha Washington • 7.4 rpg**Leader in Assists • Season**
Aubrey Galvan • 6.8 apg**Leader in Steals • Season**
Mikayla Blakes • 3.8 spg**Leader in Blocks • Season**
Aiyana Mitchell • 1.7 bpg**20-Pt Scoring Games**
Mikayla Blakes • 7**30-Pt Scoring Games**
Mikayla Blakes • 2**40-Pt Scoring Games**
--**50-Pt Scoring Games**
--**Ind. High Points • Game**
35 • Mikayla Blakes
vs. Oregon State (11/27/25)**Ind. High Rebounds • Game**
12 • Sacha Washington
vs. BYU (11/29/25)**Ind. High FTM • Game**
12 • Mikayla Blakes
Virginia (12/3/25)**Ind. High 3P FGM • Game**
5 • Mikayla Blakes
at Western Kentucky (11/19/25)5 • Aga Makurat
at Western Kentucky (11/19/25)5 • Justine Pissott
vs. Oregon State (11/27/25)**Ind. High Assists • Game**
15 • Aubrey Galvan
Tennessee State (11/23/25)**Ind. High Blocks • Game**
4 • Aiyana Mitchell (3x)
UAlbany (12/18/25)**Ind. High Steals • Game**
9 • Aubrey Galvan
Tennessee State (11/23/25)**Longest Scoring Run**
27-0 • vs. Tennessee State (11/23/25)**Longest Opp. Scoring Run**
13-0 • vs. Oregon State (11/27/25)**Largest Margin of Victory**
56 pts • 99-43 • Tennessee St. (11/23/25)**Largest Halftime Lead**
46 pts • 56-10 • Tennessee St. (11/23/25)**Largest Halftime Deficit**
2 pts • 31-33 • vs. California (11/03/25)**Largest Halftime Deficit in a Win**
2 pts • 31-33 • vs. California (11/03/25)**Largest Halftime Lead in a Loss**
--**Largest Vandy Lead**
61 pts • 95-34 • Tennessee St. (11/23/25)**Largest Vandy Deficit**
16 pts • 16-32 • vs. BYU (11/29/25)**Largest Vandy Lead in a Loss**
--**Largest Vandy Deficit in a Win**
16 pts • 16-32 • vs. BYU (11/29/25)**Largest 1st Half Deficit in a Win**
16 pts • 16-32 • vs. BYU (11/29/25)**Largest 2nd Half Deficit in a Win**
2 pts • 35-37 • vs. California (11/03/25)

2025-26 SCORING HIGH-LOW QUARTERS

Most 1st Quarter Points Scored
31 • Tennessee State • 11/23/25**Most 1st Quarter Points Scored (SEC Games)**
--**Fewest 1st Quarter Points Scored**
11 • South Florida • 12/15/25**Fewest 1st Quarter Points Scored (SEC Games)**
--**Most 2nd Quarter Points Scored**
27 • South Florida • 12/15/25**Most 2nd Quarter Points Scored (SEC Games)**
--**Fewest 2nd Quarter Points Scored**
13 • 2x, Last: Alabama State • 11/21/25**Fewest 2nd Quarter Points Scored (SEC Games)**
--**Most 3rd Quarter Points Scored**
30 • vs. Oregon State (11/27/25)**Most 3rd Quarter Points Scored (SEC Games)**
--**Fewest 3rd Quarter Points Scored**
20 • UAlbany • 12/19/25**Fewest 3rd Quarter Points Scored (SEC Games)**
--**Most 4th Quarter Points Scored**
25 • 2x, Last: South Florida • 12/15/25**Most 4th Quarter Points Scored (SEC Games)**
--**Fewest 4th Quarter Points Scored**
12 • at Austin Peay • 11/12/25**Fewest 4th Quarter Points Scored (SEC Games)**
--**Most 1st Quarter Points Allowed**
28 • vs. BYU • 11/29/25**Most 1st Quarter Points Allowed (SEC Games)**
--**Fewest 1st Quarter Points Allowed**
4 • Tennessee State • 11/23/25**Fewest 1st Quarter Points Allowed (SEC Games)**
--**Most 2nd Quarter Points Allowed**
25 • vs. Oregon State (11/27/25)**Most 2nd Quarter Points Allowed (SEC Games)**
--**Fewest 2nd Quarter Points Allowed**
4 • Tennessee State • 11/23/25**Fewest 2nd Quarter Points Allowed (SEC Games)**
--**Most 3rd Quarter Points Allowed**
18 • Austin Peay • 11/12/25**Most 3rd Quarter Points Allowed (SEC Games)**
--**Fewest 3rd Quarter Points Allowed**
6 • Alabama State • 11/21/25**Fewest 3rd Quarter Points Allowed (SEC Games)**
--**Most 4th Quarter Points Allowed**
27 • Virginia • 12/03/25**Most 4th Quarter Points Allowed (SEC Games)**
--**Fewest 4th Quarter Points Allowed**
4 • UAlbany • 12/19/25**Fewest 4th Quarter Points Allowed (SEC Games)**
--



2025-26 OVERALL STATS

Game Records

Record	Overall	Home	Away	Neutral
ALL GAMES	11-0	6-0	2-0	3-0
CONFERENCE	0-0	0-0	0-0	0-0
NON-CONFERENCE	11-0	6-0	2-0	3-0

Score by Periods

Team	1st	2nd	3rd	4th	OT	TOT
Vanderbilt	223	226	280	198	0	927
Opponents	150	146	139	171	0	606

Team Box Score

No.	Player				Total		3-Point		F-Throw		Rebounds											
		GP-GS	MIN	AVG	FG-FGA	FG%	3FG-3FGA	3FG%	FT-FTA	FT%	OFF	DEF	TOT	AVG	PF	DQ	A	TO	BLK	STL	PTS	AVG
1	BLAKES, Mikayla	11-11	358:24	32.6	93-204	.456	26-81	.321	55-70	.786	15	34	49	4.5	19	0	42	25	4	42	267	24.3
3	GALVAN, Aubrey	11-11	374:09	34.0	48-124	.387	19-55	.345	5-7	.714	5	41	46	4.2	16	0	75	26	1	35	120	10.9
13	PISSOTT, Justine	11-11	304:18	27.7	40-95	.421	29-71	.408	3-4	.750	12	44	56	5.1	22	0	34	13	8	5	112	10.2
35	WASHINGTON, Sacha	11-11	237:56	21.6	44-82	.537	0-0	.000	20-29	.690	42	39	81	7.4	20	0	15	16	10	16	108	9.8
14	MITCHELL, Aiyana	11-0	188:03	17.1	35-52	.673	0-0	.000	19-31	.613	29	32	61	5.5	23	0	8	11	19	9	89	8.1
15	MWENENTANDA, Ndjakalenga	11-11	215:53	19.6	31-60	.517	8-18	.444	17-21	.810	12	16	28	2.5	16	0	12	13	4	7	87	7.9
24	MAKURAT, Aga	11-0	120:54	11.0	18-43	.419	10-28	.357	0-0	.000	9	12	21	1.9	8	0	8	3	3	5	46	4.2
2	BROWN, Jada	11-0	214:57	19.5	15-46	.326	9-27	.333	6-6	1.000	3	11	14	1.3	10	0	18	7	1	10	45	4.1
8	BLACK, Ava	8-0	95:35	11.9	11-23	.478	3-10	.300	3-4	.750	12	14	26	3.3	14	0	7	4	1	7	28	3.5
32	DEL ROSARIO, Aalyah	9-0	61:28	6.8	7-12	.583	0-0	.000	6-13	.462	5	9	14	1.6	7	0	6	3	9	3	20	2.2
11	WILLIAMS, Monique	6-0	24:25	4.1	1-5	.200	0-0	.000	2-4	.500	2	1	3	0.5	2	0	1	0	0	0	4	0.7
30	WILSON, Trinity	2-0	03:58	2.0	0-0	.000	0-0	.000	1-2	.500	0	0	0	0.0	1	0	0	2	0	1	1	0.5
Team											26	19	45					2				
Total		11	2200		343-746	.460	104-290	.359	137-191	.717	172	272	444	40.4	158	0	226	125	60	140	927	84.3
Opponents		11	2200		226-616	.367	71-237	.300	83-136	.610	128	249	377	34.3	183	2	118	238	28	62	606	55.1

Team Statistics

	VU	OPP
Scoring	927	606
Points per game	84.3	55.1
Scoring margin	+29.2	-
Field goals-att	343-746	226-616
Field goal pct	.460	.367
3 point fg-att	104-290	71-237
3-point FG pct	.359	.300
3-pt FG made per game	9.5	6.5
Free throws-att	137-191	83-136
Free throw pct	.717	.610
F-Throws made per game	12.5	7.5
Rebounds	444	377
Rebounds per game	40.4	34.3
Rebounding margin	+6.1	-
Assists	226	118
Assists per game	20.5	10.7
Turnovers	125	238
Turnovers per game	11.4	21.6
Turnover margin	+10.3	-
Assist/turnover ratio	1.8	0.5
Steals	140	62
Steals per game	12.7	5.6
Blocks	60	28
Blocks per game	5.5	2.5
Winning streak	11	-
Home win streak	6	-
Attendance	15663	2714
Home games-Avg/Game	6-2611	2-1357
Neutral site-Avg/Game	-	3-2287

Team Results

Date	Opponent		Score	Att.
11/03/2025	vs California	W	74-65	5712
11/10/2025	Furman	W	96-48	2352
11/12/2025	at Austin Peay	W	75-65	1178
11/19/2025	at Western Ky.	W	87-49	1536
11/21/2025	Alabama St.	W	92-38	3733
11/23/2025	Tennessee St.	W	99-43	2508
11/27/2025	vs Oregon St.	W	88-66	824
11/29/2025	vs BYU	W	84-71	324
12/03/2025	Virginia	W	81-68	2661
12/15/2025	South Fla.	W	87-58	2188
12/18/2025	UAlbany	W	64-35	2221



2024-25 SEC STATS



Game Records

Record	Overall	Home	Away	Neutral
ALL GAMES	8-8	4-4	4-4	0-0
CONFERENCE	8-8	4-4	4-4	0-0
NON-CONFERENCE	0-0	0-0	0-0	0-0

Score by Periods

Team	1st	2nd	3rd	4th	OT	TOT
Vanderbilt	276	296	331	358	26	1287
Opponents	278	266	349	347	24	1264

Team Box Score

No.	Player				Total		3-Point		F-Throw		Rebounds											
		GP-GS	MIN	AVG	FG-FGA	FG%	3FG-3FGA	3FG%	FT-FTA	FT%	OFF	DEF	TOT	AVG	PF	DQ	A	TO	BLK	STL	PTS	AVG
1	BLAKES, Mikayla	16-15	559:11	34.9	134-286	.469	43-108	.398	119-132	.902	29	38	67	4.2	45	1	44	55	5	35	430	26.9
12	PIERRE, Khamil	16-16	528:03	33.0	123-280	.439	4-16	.250	57-84	.679	37	95	132	8.3	50	2	39	27	5	36	307	19.2
23	MOORE, Iyana	16-16	502:19	31.4	65-169	.385	30-93	.323	34-38	.895	15	26	41	2.6	35	2	38	37	3	21	194	12.1
4	GREENE, Madison	16-0	318:58	19.9	31-77	.403	12-34	.353	17-22	.773	5	20	25	1.6	31	0	16	24	0	16	91	5.7
13	PISSOTT, Justine	12-0	124:49	10.4	18-35	.514	13-30	.433	5-6	.833	5	9	14	1.2	13	0	7	8	1	2	54	4.5
10	NWABA, Jane	16-16	216:47	13.5	19-50	.380	11-23	.478	11-16	.688	17	18	35	2.2	20	0	12	9	0	10	60	3.8
11	OLIVER, Jordyn	16-16	512:38	32.0	26-51	.510	0-1	.000	5-7	.714	20	41	61	3.8	31	1	58	22	6	28	57	3.6
5	KAPINUS, Leilani	16-1	291:60	18.2	18-45	.400	2-12	.167	8-11	.727	21	34	55	3.4	34	0	15	16	4	25	46	2.9
24	MAKURAT, Aga	4-0	13:36	3.4	3-5	.600	3-5	.600	0-0	.000	0	1	1	0.3	2	0	1	0	0	0	9	2.3
14	MITCHELL, Aiyana	16-0	175:05	10.9	12-30	.400	0-0	.000	10-14	.714	12	28	40	2.5	28	0	9	16	12	8	34	2.1
2	BROWN, Jada	5-0	18:22	3.7	2-5	.400	1-3	.333	0-0	.000	1	2	3	0.6	2	0	1	2	0	0	5	1.0
30	WILSON, Trinity	4-0	13:12	3.3	0-0	.000	0-0	.000	0-0	.000	0	1	1	0.3	4	0	3	1	0	0	0	0.0
Team											29	31	60					6				
Total		16	3275		451-1033	.437	119-325	.366	266-330	.806	191	344	535	33.4	295	6	243	223	36	181	1287	80.4
Opponents		16	3275		481-1018	.472	98-310	.316	204-282	.723	230	421	651	40.7	296	5	253	297	59	108	1264	79.0

Team Statistics

	VU	OPP
Scoring	1287	1264
Points per game	80.4	79.0
Scoring margin	+1.4	-
Field goals-att	451-1033	481-1018
Field goal pct	.437	.472
3 point fg-att	119-325	98-310
3-point FG pct	.366	.316
3-pt FG made per game	7.4	6.1
Free throws-att	266-330	204-282
Free throw pct	.806	.723
F-Throws made per game	16.6	12.8
Rebounds	535	651
Rebounds per game	33.4	40.7
Rebounding margin	-7.3	-
Assists	243	253
Assists per game	15.2	15.8
Turnovers	223	297
Turnovers per game	13.9	18.6
Turnover margin	+4.6	-
Assist/turnover ratio	1.1	0.9
Steals	181	108
Steals per game	11.3	6.8
Blocks	36	59
Blocks per game	2.3	3.7
Winning streak	2	-
Home win streak	1	-
Attendance	45234	37284
Home games-Avg/Game	8-5654	8-4661
Neutral site-Avg/Game	-	0-0

Team Results

Date	Opponent		Score	Att.
01/02/2025	Georgia	W	108-82	3120
01/05/2025	Kentucky	L	78-96	8501
01/09/2025	at Ole Miss	L	59-87	3825
01/13/2025	at LSU	L	77-83	10201
01/19/2025	Tennessee	W	71-70	8299
01/23/2025	Arkansas	W	101-60	3500
01/26/2025	at Alabama	W	66-64	2712
01/30/2025	at Florida	W	99-86	1709
02/02/2025	Ole Miss	L	61-76	6021
02/06/2025	at Texas	L	66-87	7049
02/13/2025	Mississippi St.	Lot2	77-85	3577
02/16/2025	at Auburn	Wot	98-88	4353
02/20/2025	at Oklahoma	L	81-101	4073
02/23/2025	South Carolina	L	54-82	7805
02/27/2025	Texas A&M	W	91-58	4411
03/02/2025	at Missouri	W	100-59	3362





MEMORIAL GYMNASIUM



Memorial Gymnasium, the Southeastern Conference's most historic venue for college basketball, serves as the home court for the Vanderbilt Commodores. Dedicated in 1952 as a memorial to all Vanderbilt men and women who served in World War II, the arena was built as a combination gymnasium and concert hall by the late master architect Edwin Keeble. Decades later, the unique style of Memorial Gym—with its benches on the baselines, a playing court that sits above portions of the crowd and deafening acoustics—continues to make the Commodores' home a dreaded stop for opponents.

“Memorial Magic,” with its capacity crowds, overflowing student section and lively pep band, have assisted in numerous Commodore victories. In the stands, fans across middle Tennessee have helped Memorial Gymnasium rank among the NCAA's top 30 attendance leaders on numerous occasions.

In all, Memorial Gym has been expanded three times. Constructed with a seating capacity of 6,583, the University saw its first need to increase seating in 1965 with the addition of two north-side balconies. Two years later, a pair of balancing balconies were erected on the south side of the gym and dubbed “The Balconies That Clyde Lee Built.”

Capacity has fluctuated throughout the history of the building. It reached its highest number of 15,646 in 1969 when 4,000 seats were added in the east and west ends. When chairback seats in the end zones and suites on the north side were installed in the late 1990s capacity lowered to 14,168. Shortly thereafter, university officials removed portions of media press row on the south side in an effort to expand the student section by nearly 150 seats. Official capacity is now 14,326.

YEAR-BY-YEAR HOME RECORD

Year	W-L
2025-26	6-0
2024-25	13-4
2023-24	12-5
2022-23	9-7
2021-22	12-5
2020-21*	3-2
2019-20	10-6
2018-19	5-9
2017-18	4-11
2016-17	10-5
2015-16	10-6
2014-15	9-6
2013-14	12-5
2012-13	12-2
2011-12	18-2
2010-11	12-3
2009-10	12-4
2008-09	15-1
2007-08	13-3
2006-07	15-1
2005-06	13-3
2004-05	11-3
2003-04	11-3
2002-03	11-2
2001-02	18-1
2000-01	16-2
1999-00	11-3
1998-99	9-5
1997-98	12-2
1996-97	13-1
1995-96	13-2
1994-95	16-1
1993-94	14-2
1992-93	15-1
1991-92	13-2
1990-91	11-3
1989-90	15-2
1988-89	10-1
1987-88	12-2
1986-87	15-2
1985-86	11-3
1984-85	6-4
1983-84	9-3
1982-83	5-6
1981-82	10-4
1980-81	6-5
1979-80	6-5
1978-79	7-5
1977-78	10-2
Total.....	536-165 (.765)

Vanderbilt has ranked among the top attendance draws in women's basketball over the years. Here is a year-by-year look at VU's home attendance figures, including where the team has ranked nationally in total attendance since the 1999-00 season:

Year	Games	Total	Average	National Rank (Total)
2025-26	6	15,663	2,611	62nd
2024-25	17	71,266	4,192	32nd
2023-24	17	47,479	2,793	53rd
2022-23	16	38,640	2,415	57th
2021-22	18	31,211	1,734	51st
2020-21*	5	209	42	—
2019-20	16	37,391	2,369	54th
2018-19	14	33,129	2,366	64th
2017-18	15	42,705	2,847	45th
2016-17	15	42,685	2,846	40th
2015-16	16	46,496	2,906	37th
2014-15	15	53,280	3,552	30th
2013-14	17	66,338	3,902	25th
2012-13	14	56,309	4,022	24th
2011-12	20	82,261	4,113	23rd
2010-11	15	68,828	4,589	20th
2009-10	16	69,521	4,345	21st
2008-09	16	76,150	4,759	18th
2007-08	17	91,279	5,369	17th
2006-07	16	72,215	4,513	23rd
2005-06	16	65,693	4,106	23rd
2004-05	14	51,682	3,692	31st
2003-04	14	44,352	3,168	33rd
2002-03	13	57,709	4,439	21st
2001-02	19	90,800	4,779	16th
2000-01	18	50,650	2,814	36th
1999-00	14	44,982	3,213	30th
1998-99	14	65,046	4,646	--
1997-98	14	91,056	6,504	--
1996-97	14	67,967	4,854	--
1995-96	15	88,151	5,877	--
1994-95	17	69,788	4,105	--
1993-94	14	73,686	5,253	--
1992-93	14	67,871	4,848	--
1991-92	15	36,266	2,418	--
1990-91	14	20,205	1,443	--
1989-90	17	25,887	1,522	--
1988-89	11	14,265	1,297	--
1987-88	13	7,324	563	--
1986-87	17	12,248	721	--
1985-86	14	5,750	411	--
1984-85	10	4,450	445	--
1983-84	12	8,664	722	--
1982-83	11	6,950	632	--
1981-82	14	6,310	451	--
1980-81	10	2,525	253	--

*Vanderbilt discontinued its 2020-21 season due to the COVID-19 pandemic

Memorial Gym Women's Basketball Crowds Over 10,000

Rank	Attendance	Opponent	Date
1.	15,317	Tennessee	1/30/1993
2.	15,311	Tennessee	2/7/1999
3.	15,187	Tennessee	2/25/1996
4.	14,848	Tennessee	2/16/1998
5.	14,316	Tennessee	2/17/2008
6.	14,168	Tennessee	2/16/2002
7.	13,227	Tennessee	12/31/1994
8.	13,127	Tennessee	1/19/2006
9.	12,645	Tennessee	1/31/1994
10.	12,417	Tennessee	1/19/1997
11.	12,131	Ohio State	1/6/1993
12.	12,034	Tennessee	2/9/2012
13.	12,009	Tennessee	1/25/2007
14.	11,401	Tennessee	2/2/2003
15.	11,386	Tennessee	2/14/2011
16.	10,561	Tennessee	2/15/2004
17.	10,154	Tennessee	1/24/2013
18.	10,149	Tennessee	2/24/2000

RECORDS AT A GLANCE

Points

Game	1.	55 • Mikayla Blakes at Auburn, 2.16.25
	10.	36 • Wendy Scholtens vs. Lipscomb, 1.9.90
	.	36 • Mikayla Blakes vs. Georgia, 1.2.25
Season	'25-26	35 • Mikayla Blakes, vs. Oregon State, 11.27.25
	1.	855 • Wendy Scholtens, 1989-90
	10.	633 • Jackie Cowan, 1985-86
Career	'25-26	267 • Mikayla Blakes
	1.	2,604 • Chantelle Anderson, 2000-03
	10.	1,618 • Jasmine Lister, 2011-14
	Active	1,116 • Sacha Washington, 2022-present

Field Goals Made

Game	1.	19 • Khamil Pierre vs. Evansville, 12.14.24
	.	Chantelle Anderson at Portland State, 12.23.00
	9.	15 • 9 Times, Last: Mikayla Blakes at Auburn, 02.16.25
Season	'25-26	12 • Mikayla Blakes, vs. Oregon State, 11.27.25
	1.	309 • Wendy Scholtens, 1989-90
	10.	244 • Sheri Sam, 1995-96
Career	'25-26	93 • Mikayla Blakes
	1.	1,020 • Chantelle Anderson, 2000-03
	10.	625 • Sheri Sam, 1992-96
	Active	447 • Sacha Washington, 2022-present

Field Goals Attempted

Game	1.	31 • Eva Lemeh at Georgia, 2.16.81
	9.	25 • Four times: Last: Khamil Pierre at Texas, 2.6.25
	'25-26	27 • Mikayla Blakes, vs. California, 11.3.25
Season	1.	571 • Barbara Brackman, 1981-82
	10.	504 • Jackie Cowan, 1985-86
	'25-26	204 • Mikayla Blakes
Career	1.	1,655 • Wendy Scholtens, 1988-91
	10.	1,301 • Carla Thomas, 2004-2007
	Active	910 • Sacha Washington, 2022-present

Field Goal Percentage

Game	1.	1.000 • 4 Times, Last: Hannah Tuomi, 10-10 vs. UF, 2.24.10
	(Min. 10 FGM)	9. .917 • 3 Times, Last: Ashley Earley, 11-12 at Tenn., 2.13.05
	'25-26	.647 • Mikayla Blakes, 11-17 vs. Tennessee State, 11.23.25
Season	1.	.723 (292-404) • Chantelle Anderson, 2000-01
	(Min. 150 FGM)	10. .602 (103-171) • Nicole Jules, 2005-06
	'25-26	.456 (93-204) • Mikayla Blakes
Career	1.	.651 (1,020-1,568) • Chantelle Anderson, 2000-03
	(Min. 400 FGM)	10. .543 (706-1,301) • Carla Thomas, 2004-07
	Active	.491 (447-910) • Sacha Washington, 2022-present

3-Pointers Made

Game	1.	9 • Iyana Moore, vs. Alabama State, 12.28.21
	5.	7 • 12 Times, Last: Mikayla Blakes at Oklahoma, 02.22.25
	'25-26	5 • 3x, Last: Justine Pissott, vs. Oregon State, 11.27.25
Season	1.	95 • Caroline Williams, 2005-06
	10.	80 • Christina Wirth, 2008-09
	'25-26	29 • Justine Pissott
Career	1.	276 • Christina Foggie, 2011-14
	10.	179 • Michelle Palmisano, 1995-97
	Active	112 • Justine Pissott, 2023-present

3-Pointers Attempted

Game	1.	17 • Christina Foggie vs. Virginia, 11.23.12
	.	17 • Christina Foggie vs. Maryland, 3.28.09
	8.	14 • Three Times, Last: Mikayla Blakes at Miami, 12.04.24
Season	'25-26	12 • 2 Times, Last: Mikayla Blakes, vs. South Fla., 12.15.25
	1.	225 • Merideth Marsh, 2009-10
	10.	207 • Merideth Marsh, 2008-09
Career	.	Iyana Moore, 2021-22
	'25-26	71 • Justine Pissott
	1.	735 • Christina Foggie, 2011-14
	10.	460 • Julie Powell, 1991-94
	Active	307 • Justine Pissott, 2023-present

3-Point Percentage

Game	1.	1.000 • 7 Times, Last: Erin Whalen (5-5) at Alabama, 1.21.18
	(Min. 5 3PM)	'25-26 .555 • 2x, Last: Justine Pissott (5-9) vs. Oregon St., 11.27.25
	Season	1. .505 (48-95) • Caroline Williams, 2004-05
(Min. 40 3PA)	10.	.446 (37-83) • Christa Reed, 2016-17
	'25-26	.408 (29-70) • Justine Pissott
	Career	1. .465 (238-512) • Caroline Williams, 2004-07
(Min. 100 3PM)	10.	.394 (145-368) • Donna Harris, 1990-94
	Active	.365 (112-307) • Justine Pissott, 2023-present

Free Throws Made

Game	1.	23 • Mikayla Blakes at Auburn, 2.16.25
	2.	18 • Ashley McElhiney vs. LSU, 2.15.01
	.	18 • Wendy Scholtens at Tenn. Tech, 1.11.89
Season	5.	16 • Four Times, Last: Mikayla Blakes, at Florida 01.30.25
	'25-26	12 • Mikayla Blakes vs. Virginia, 12.3.25
	1.	236 • Wendy Scholtens, 1989-90
Career	3.	193 • Mikayla Blakes, 2024-25
	10.	134 • Chantelle Anderson, 2000-01
	'25-26	55 • Mikayla Blakes
Career	1.	681 • Wendy Scholtens, 1988-91
	10.	298 • Ashley McElhiney, 2000-03
	Active	248 • Mikayla Blakes, 2025-present

Free Throws Attempted

Game	1.	24 • Mikayla Blakes at Auburn, 2.16.25
	2.	19 • Ashley McElhiney vs. LSU, 2.15.01
	3.	18 • 3 Times, Last: Mikayla Blakes, at Florida, 01.30.25
Season	'25-26	13 • Mikayla Blakes vs. Virginia, 12.3.25
	1.	264 • Wendy Scholtens, 1989-90
	10.	192 • Cijaja Harbison, 2022-23
Career	'25-26	70 • Mikayla Blakes
	1.	785 • Wendy Scholtens, 1988-91
	10.	413 • Dee Davis, 2004-07
	Active	345 • Sacha Washington, 2022-present

Free Throw Percentage

Game	1.	1.000 • 19 Times, Last: Iyana Moore (10-10) vs Ga., 3.3.24
	(Min. 10 FTM)	25-26 .900 • Mikayla Blakes (9-10), vs. Oregon State, 11.27.25
	Season	1. .938 (61-65) • Christa Reed, 2017-18
(Min. 50 FTA)	5.	.883 (193-218) • Mikayla Blakes, 2024-25
	10.	.871 (54-62) • Christina Wirth, 2006-07
	'25-26	.786 (55-70) • Mikayla Blakes
Career	1.	.866 (245-283) • Mikayla Blakes, 2025-present
	(Min. 180 FTM)	10. .793 (195-246) • Christina Wirth, 2006-09
	Active	.861 (248-288) • Mikayla Blakes, 2025-present

Rebounds

Game	1.	22 • Wendy Scholtens vs. Lipscomb, 1.9.90
	.	22 • Wendy Scholtens vs. Wright State, 12.9.89
	.	22 • Barbara Brackman vs. Union, 1.4.83
Season	10.	19 • 6 Times, Last: Jennifer Holmes vs. Florida, 2.25.99
	'25-26	12 • Sacha Washington, vs. BYU, 11.29.25
	1.	389 • Wendy Scholtens, 1989-90
Career	.	Karen Booker, 1986-87
	6.	315 • Wendy Scholtens, 1988-89
	10.	291 • Sheri Sam, 1989-90
	'25-26	81 • Sacha Washington
Career	1.	1,272 • Wendy Scholtens, 1988-91
	10.	822 • Chantelle Anderson, 2000-03
	Active	801 • Sacha Washington, 2022-present

Assists

Game	1.	17 • Ashley McElhiney at Louisville, 1.2.03
	7.	13 • 5 Times, Last: Jasmine Lister vs. Tenn., 2.9.12
	'25-26	15 • Aubrey Galvan, vs. Tennessee State, 11.23.25
Season	1.	262 • Cathy Bender, 1981-82
	10.	168 • Jasmine Lister, 2012-13
	'25-26	75 • Aubrey Galvan
Career	1.	730 • Dee Davis, 2004-07
	10.	438 • Jordyn Cambridge, 2018-24
	Active	147 • Mikayla Blakes, 2025-present

Steals

Game	1.	11 • Eva Lemeh vs. Murray State, 12.14.80
	3.	9 • 4 Times, Last: Aubrey Galvan vs. Tennessee St., 11.23.25
	'25-26	9 • Aubrey Galvan , Tennessee State, 11.23.25
Season	1.	129 • Jordyn Cambridge, 2021-22
	6.	94 • Eva Lemeh, 1980-81
	10.	89 • Donna Atkison, 1983-84
Career	'25-26	42 • Mikayla Blakes
	1.	351 • Jordyn Cambridge, 2018-24
	10.	221 • Jennifer Risper, 2006-09
	Active	120 • Mikayla Blakes, 2025-present

Blocked Shots

Game	1.	10 • Angela Gorsica vs. Wingate, 12.28.95
	.	10 • Heidi Gillingham vs. Middle Tennessee, 1.30.92
	4.	8 • 15 Times, Last: Angela Gorsica vs. DePaul, 2.19.97
Season	'25-26	4 • Aalyah Del Rosario, vs. UAlbany, 12.18.25
	1.	131 • Heidi Gillingham, 1991-92
	10.	57 • Carolyn Peck, 1987-88
Career	'25-26	19 • Aiyana Mitchell
	1.	413 • Heidi Gillingham, 1991-94
	10.	112 • Harriet Brumfield, 1982-85
	Active	118 • Sacha Washington, 2022-present

Points Per Game

Season	1.	25.2 (855 pts) • Wendy Scholtens, 1989-90
	2.	23.3 (769 pts) • Mikayla Blakes, 2024-25
	10.	20.4 • Sheri Sam, 1995-96/Jackie Cowan, 1985-86
Career	'25-26	24.3 (267 pts) • Mikayla Blakes
	1.	21.3 (122 GP) • Wendy Scholtens, 1988-91
	(Min. 100 GP)	10. 12.8 (119 GP) • Karen Booker, 1984-87
	Active	10.1 (110 GP) • Sacha Washington, 2022-present

Games Played

Career	1.	137 • Jessica Mooney, 2007-10
	.	137 • Chantelle Anderson, 2000-03
	7.	132 • Six times, Last: Tiffany Clarke, 2010-13
	Active	110 • Sacha Washington, 2022-present

Minutes Played

Game	1.	50 • Karen McGinn vs. Auburn, 12.13.78
	.	50 • Ann Morrow vs. Auburn, 12.13.78
	9.	46 • Chavonne Hammond vs. Kansas, 3.18.00
Season	.	46 • Ashley Smith vs. George Washington, 12.22.98
	'25-26	40 • Mikayla Blakes: 2x, Last: Virginia, 12.3.25
	.	Aubrey Galvan vs. BYU, 11.29.25
Career	1.	1,298 • Ashley McElhiney, 2001-02
	10.	1,179 • Zuzi Klimesova, 2000-01
	'25-26	374 • Aubrey Galvan
Career	1.	4,626 • Jasmine Lister, 2011-14
	10.	3,779 • Christina Werth, 2006-09
	Active	2,703 • Sacha Washington, 2022-present



THE LAST TIME WHEN...

SCORING

Less than 40 pts	31 • East Tennessee St. • Johnson City, Tenn. • 12.01.22
40-49 pts	49 • Texas A&M • College Station, Texas • 02.15.24
Less than 50 pts & Won	49 • Texas A&M • College Station, Texas • 02.15.24
90-99 pts	99 • Tennessee State • Nashville, Tenn. • 11.23.25
100+ pts (regulation)	100 • Missouri • Columbia, Mo. • 03.02.25
100+ pts	100 • Missouri • Columbia, Mo. • 03.02.25

OPPONENT SCORING

Less than 35 pts	35 • UAlbany • Nashville, Tenn. • 12.18.25
Less than 40 pts	38 • Alabama State • Nashville, Tenn. • 11.21.25
40-49 pts	43 • Tennessee State • Nashville, Tenn. • 11.23.25
Less than 50 pts & Won	44 • East Tennessee St. • Johnson City, Tenn. • 12.01.22
90-99 pts	96 • Kentucky • Nashville, Tenn. • 01.05.25
100+ pts (regulation)	101 • Oklahoma • Norman, Okla. • 02.20.25
100+ pts	101 • Oklahoma • Norman, Okla. • 02.20.25

FIELD GOAL PERCENTAGE

20.0%-29.9%	27.9% (19-68) • Florida • Gainesville, Fla. • 1.22.23
30.0%-39.9%	38.7% (29-75) • California • Paris, France • 11.03.25
30.0%-39.9% & Won	38.7% (29-75) • California • Paris, France • 11.03.25
50.0%-59.9%	56.6% (43-76) • Tennessee State • Nashville, Tenn. • 11.23.25
60.0% or higher	69.2% (36-52) • Air Force • Nashville, Tenn. • 11.30.15

OPPONENT FIELD GOAL PERCENTAGE

20.0%-29.9%	22.9% (11-48) • UAlbany • Nashville, Tenn. • 12.18.25
20.0%-29.9% & won	27.4% (17-62) • East Tenn. St. • Johnson City, Tenn. • 12.1.22
30.0%-39.9%	32.7% (18-55) • Western Kentucky • Bowling Green, Ky. • 11.19.25
30.0%-39.9% & won	38.9% (35-90) • Mississippi State • Nashville, Tenn. • 02.13.25
50.0%-59.9%	54.7% (35-64) • South Carolina • Greenville, S.C. • 03.07.25
50.0%-59.9% & lost	51.6% (33-64) • Auburn • Auburn, Ala. • 02.16.25
60.0% or higher	66.7% (28-42) • Georgia • Nashville, Tenn. • 2.5.23

FREE THROW PERCENTAGE

Less than 50.0%	37.5% (3-8) • South Florida • Tampa, Fla. • 11.14.24
90.0%-99.9%	90.5% (19-21) • Virginia • Nashville, Tenn. • 12.03.25
1.000%	15-15 • South Florida • Tampa, Fla. • 12.15.25
1.000% w/ 10 or more makes	15-15 • South Florida • Tampa, Fla. • 12.15.25

OPPONENT FREE THROW PERCENTAGE

Less than 50.0%	0.0% (0-2) • South Florida • Tampa, Fla. • 12.15.25
90.0%-99.9%	92.3% (12-13) • Ole Miss • Oxford, Miss. • 01.09.25
1.000%	3-3 • South Florida • Tampa, Fla. • 11.14.24
1.000% w/ 10 or more makes	12-12 • Texas A&M • College Station, Texas • 2.10.22

BASKETS MADE

40+ field goals made	43 • Tennessee State • Nashville, Tenn. • 11.23.25
10-14 3-point field goals made	12 • South Florida • Tampa, Fla. • 12.15.25
15+ 3-point field goals made	17 • Alabama State • Nashville, Tenn. • 12.28.21
Did not make a 3-pointer	0-9 • Butler • Indianapolis • 12.7.23
Made 20+ free throws	29 (29-32) • Auburn • Auburn, Ala. • 02.16.25
Made less than five free throws	3 (3-8) • South Florida • Tampa, Fla. • 11.14.24
Made 5-10 free throws	8 (8-14) • UAlbany • Nashville, Tenn. • 12.18.25

OPPONENT BASKETS MADE

40+ field goals made	42 • South Carolina • Nashville, Tenn. • 1.14.21
10-14 3-point field goals made	12 • BYU • St. Thomas, USVI. • 11.29.25
15+ 3-point field goals made	15 • Kentucky • Nashville, Tenn. • 01.05.25
Did not make a 3-pointer	0-8 • Ole Miss • Nashville, Tenn. • 2.20.22
Made 20+ free throws	22 (22-26) • Texas • Austin, Texas • 02.06.25
Made less than five free throws	0 (0-2) • South Florida • Tampa, Fla. • 12.15.25
Made 5-10 free throws	9 (9-14) • UAlbany • Nashville, Tenn. • 12.18.25

REBOUNDS

10-20 rebounds	20 • Georgia • Nashville, Tenn. • 2.5.23
21-29 rebounds	28 • South Carolina • Greenville, S.C. • 03.07.25
40-44 rebounds	41 • South Florida • Tampa, Fla. • 12.15.25
45-49 rebounds	45 • Tennessee State • Nashville, Tenn. • 11.23.25
50+ rebounds	51 • West Georgia • Nashville, Tenn. • 12.21.24
20+ rebound margin	+27 • Austin Peay • Nashville, Tenn. • 11.08.24
30+ rebound margin	+30 • Samford • Nashville, Tenn. • 11.22.24

OPPONENT REBOUNDS

20-24 rebounds	24 • Miami • Coral Gables, Fla. • 12.04.24
25-29 rebounds	27 • Western Ky. • Bowling Green, Ky. • 11.19.25
40-44 rebounds	42 • Oregon State • St. Thomas, USVI. • 11.27.25
45-49 rebounds	48 • Michigan State • Palm Springs, Calif. • 11.27.24
50+ rebounds	54 • Oklahoma • Norman, Okla. • 02.20.25
60+ rebounds	65 • Mississippi State • Nashville, Tenn. • 02.13.25
20+ rebound margin	+25 • Oklahoma • Norman, Okla. • 02.20.25

STEALS

0-5 steals	5 • South Carolina • Greenville, S.C. • 03.07.25
10-15 steals	13 • UAlbany • Nashville, Tenn. • 12.18.25
16-19 steals	18 • Tennessee State • Nashville, Tenn. • 11.23.25
20+ steals	21 • Texas A&M • Nashville, Tenn. • 02.27.25

OPPONENT STEALS

0-5 steals	3 • South Florida • Tampa, Fla. • 12.15.25
10-15 steals	10 • Virginia • Nashville, Tenn. • 12.03.25
15-19 steals	17 • Florida • Nashville, Tenn. • 1.7.24
20+ steals	22 • UCLA • Boston, Mass. • 11.26.95

ASSISTS

0-9 assists	8 • Texas • Austin, Texas • 02.06.25
15-19 assists	15 • UAlbany • Nashville, Tenn. • 12.18.25
20-25 assists	24 • South Florida • Tampa, Fla. • 12.15.25
25-29 assists	28 • Furman • Nashville, Tenn. • 11.10.25
30-plus assists	33 • Tennessee State • Nashville, Tenn. • 11.23.25

OPPONENT ASSISTS

0-9 assists	6 • UAlbany • Nashville, Tenn. • 12.18.25
15-19 assists	18 • California • Paris, France • 11.03.25
20-25 assists	25 • Oklahoma • Norman, Okla. • 02.20.25
26-30 assists	26 • Ole Miss • Oxford, Miss. • 01.09.25

TURNOVERS

5-10 turnovers	9 • South Florida • Tampa, Fla. • 12.15.25
20-24 turnovers	20 • Austin Peay • Clarksville, Tenn. • 11.12.25
25-29 turnovers	29 • Ole Miss • Oxford, Miss. • 01.09.25
30-40 turnovers	37 • UCLA • Boston, Mass. • 11.26.95

OPPONENT TURNOVERS

5-10 turnovers	10 • Tennessee • Nashville, Tenn. • 01.19.25
20-24 turnovers	21 • UAlbany • Nashville, Tenn. • 12.18.25
25-29 turnovers	29 • Tennessee State • Nashville, Tenn. • 11.23.25
30-40 turnovers	30 • Texas A&M • Nashville, Tenn. • 02.27.25

BLOCKED SHOTS

0 Blocks	0 • South Carolina • Nashville, Tenn. • 02.23.25
5-9 blocked shots	6 • UAlbany • Nashville, Tenn. • 12.18.25

OPPONENT BLOCKED SHOTS

0 Blocks	0 • Austin Peay • Clarksville, Tenn. • 11.12.25
5-9 blocked shots	5 • South Carolina • Greenville, S.C. • 03.07.25
10+ blocked shots	14 • South Carolina • Nashville, Tenn. • 1.19.23

MARGIN OF VICTORY

1 point	vs. Tennessee (71-7) • Nashville, Tenn. • 01.19.25
2 points	at Arkansas (66-64) • Tuscaloosa, Ala. • 01.26.25
10-19 points	13 • Virginia (81-68) • Nashville, Tenn. • 12.03.25
20-30 points	29 • UAlbany (64-35) • Nashville, Tenn. • 12.18.25
Back-to-back 20+ points	29 • South Florida (87-58) • Nashville, Tenn. • 12.15.25
	29 • UAlbany (64-35) • Nashville, Tenn. • 12.18.25
30-39 points	38 • Western Kentucky (87-49) • Bowling Green, Ky. • 11.10.25
Back-to-back 30+ points	54 • Alabama St. (92-38) • Nashville, Tenn. • 11.21.25
	56 • Tennessee State (99-43) • Nashville, Tenn. • 11.23.25
40-49 points	48 • Furman (96-48) • Nashville, Tenn. • 11.10.25
Back-to-back 40+ points	54 • Alabama St. (92-38) • Nashville, Tenn. • 11.21.25
	56 • Tennessee St. (99-43) • Nashville, Tenn. • 11.23.25
50-59 points	56 • Tennessee State (99-43) • Nashville, Tenn. • 11.23.25
Back-to-back 50+ points	54 • Alabama St. (92-38) • Nashville, Tenn. • 11.21.25
	56 • Tennessee St. (99-43) • Nashville, Tenn. • 11.23.25
60-69 points	66 • Evansville (106-40) • Nashville, Tenn. • 12.14.24
70+ points	70 • Hampton (116-46) • Nashville, Tenn. • 11.29.98
Single-overtime win	at Auburn (98-88) • Auburn, Ala. • 02.16.25
Double-overtime win	at Florida (106-98) • Gainesville, Fla. • 2.6.11
Triple-overtime win	NEVER OCCURRED

OPPONENT MARGIN OF VICTORY

1 point	vs. Florida (53-52) • Greenville, S.C. • 3.3.22
2 points	vs. Missouri (65-63) • Nashville, Tenn. • 1.14.24
10-19 points	15 • Ole Miss (76-61) • Nashville, Tenn. • 02.02.25
20-30 points	21 • South Carolina (84-63) • Greenville, S.C. • 03.07.25
Back-to-back 20+ points	20 (101-81) • Oklahoma • Norman, Okla. • 02.20.25
	28 • South Carolina (82-54) • Nashville, Tenn. • 02.23.25
30-39 points	37 • Alabama (98-61) • Tuscaloosa, Ala. • 1.26.20
40-49 points	48 • South Carolina (96-48) • Nashville, Tenn. • 1.19.23
50-59 points	55 • South Carolina (85-30) • Columbia, S.C. • 01.24.22
60-69 points	63 • South Carolina (106-43) • Nashville, Tenn. • 01.14.21
70+ points	NEVER OCCURRED
Single-overtime win	Alabama (77-71) • Nashville, Tenn. • 2.6.22
Double-overtime win	Mississippi State (85-77) • Nashville, Tenn. • 02.13.25
Triple-overtime win	NEVER OCCURRED





LAST TIME...

A DORE SCORED 20 OR MORE PTS**Mikayla Blakes • 28 Pts vs. Virginia • 12.03.25****TWO DORES SCORED 20 OR MORE PTS****Mikayla Blakes • 24 Pts vs. Tennessee • 03.06.25**
Iyana Moore • 23 Pts vs. Tennessee • 03.06.25**AN OPPONENT SCORED 20 OR MORE PTS****Stefanie Ingram • South Florida • 23 Pts • 12.15.25****TWO OPPONENTS SCORED 20 OR MORE PTS****Yuting Deng • Auburn • 27 Pts • 02.16.25**
DeYona Gaston • Auburn • 25 Pts • 02.16.25**A DORE SCORED 30 OR MORE PTS****Mikayla Blakes • 35 Pts vs. Oregon State • 11.27.25****A DORE SCORED 40 OR MORE PTS****Mikayla Blakes • 55 Pts at Auburn • 02.16.25****A DORE SCORED 50 OR MORE PTS****Mikayla Blakes • 55 Pts at Auburn • 02.16.25****AN OPP. SCORED 30 OR MORE PTS****Raegan Beers • Oklahoma • 30 Pts • 02.20.25****A DORE COLLECTED 15 OR MORE REBS****Khamil Pierre • 15 Reb vs. Tennessee • 03.06.25****AN OPP. COLLECTED 15 OR MORE REBS****Madina Okot • Mississippi State • 23 Reb • 02.13.25****A DORE COLLECTED 10 OR MORE AST****Aubrey Galvan • 15 Ast vs. Tennessee State • 11.23.25****AN OPP. COLLECTED 10 OR MORE AST****Mar'shaun Bostic • Auburn • 11 Ast • 02.16.25****A DORE HAD FIVE OR MORE STL****Mikayla Blakes • 6 Stl vs. UAlbany • 12.18.25****AN OPP. COLLECTED FIVE OR MORE STL****Rori Harmon • Texas • 5 Stl • 02.06.25****A DORE HAD FIVE OR MORE BLK****Sacha Washington • 6 Blk vs. Dayton • 12.20.23****AN OPP. COLLECTED FIVE OR MORE BLK****L'or Mputu • South Florida • 6 Blk • 11.14.24****A DORE MADE 10-PLUS FG****Mikayla Blakes • 10 FGM vs. BYU • 11.29.25****A DORE MADE 10-PLUS FG IN BACK-TO-BACK GAMES****Mikayla Blakes (3) • 11 FGM vs. Tenn. State • 11.23.25**
12 FGM vs. Oregon St. • 11.27.25
10 FGM vs. BYU • 11.29.25**AN OPP. MADE 10 OR MORE FG****Stefanie Ingram • South Florida • 10 FGM • 12.15.25****A DORE ATTEMPTED 20 OR MORE FG****Mikayla Blakes • 24 FTA vs. BYU • 11.29.25****AN OPP. ATTEMPTED 20 OR MORE FG****Yutling Deng • Auburn • 26 FGA • 02.16.25****A DORE MADE 10 OR MORE FREE THROWS****Mikayla Blakes • 12 FTM vs. Virginia • 12.03.25****A DORE MADE 20 OR MORE FREE THROWS****Mikayla Blakes • 23 FTM at Auburn • 02.16.25****AN OPP. MADE 10 OR MORE FREE THROWS****Diamond Battles • Georgia • 10 FTM • 2.5.23****A DORE MADE 5 OR MORE 3-PT FG****Justine Pissott • 5 3-Pt FGM vs. Oregon State • 11.27.25****AN OPP. MADE 5 OR MORE 3-PT FG****Kennedy Todd-Williams • Ole Miss • 5 3PT FGM • 01.09.25****VANDY HAD 5 OR PLAYERS IN DBL FIGURES****Five Players • vs. South Florida • 12.15.25****AN OPP. HAD 5 OR PLAYERS IN DBL FIGURES****Ole Miss • Five Players • 01.09.25****VANDY PLAYER HAD A DOUBLE-DOUBLE****Justine Pissott • 18 pts, 10 reb vs. BYU • 11.29.25****A DORE HAD CONSECUTIVE DOUBLE-DOUBLES****Khamil Pierre (2) • 16 pts, 15 reb vs. Tennessee • 03.06.25**
17 pts, 10 reb vs. South Carolina • 03.07.25**AN OPP. HAD A DOUBLE-DOUBLE****Ally Schimel • Oregon State • 15 pts, 10 reb • 11.27.25****VANDY HAD 2 PLAYERS POST A DOUBLE-DOUBLE****vs. Tennessee State • 11.23.25****Aubrey Galvan • 16 pts, 15 ast****Sacha Washington • 13 pts, 10 reb****AN OPP. HAD 2 PLAYERS POST A DOUBLE-DOUBLE****Ivy Wolf, Dayton • 23 pts, 10 reb • 12.19.24****Arianna Smith, Dayton • 16 pts, 12 reb • 12.19.24****VANDY HAD 3 PLAYERS POST A DOUBLE-DOUBLE****vs. Western Kentucky • 11.15.23****Sacha Washington • 18 pts, 10 reb****Jordyn Oliver • 15 pts, 10 reb****Jordyn Cambridge • 11 pts, 13 reb****VANDY PLAYER HAD A TRIPLE-DOUBLE****Jordyn Cambridge • vs. Texas A&M • 3.2.23****15 reb, 13 pts, 10 ast****ALL VANDY PLAYERS THAT PLAYED SCORED****11 Players vs. Tennessee State • 11.23.25**

RECORD WHEN...

2025-26 OVERALL**11-0**

AT HOME

6-0

ON THE ROAD

2-0

NEUTRAL GAMES

3-0

IN OVERTIME

0-0

IN DOUBLE OVERTIME

0-0

AFTER A WIN

8-0

AFTER A LOSS

0-0

LEADING AFTER 1ST QUARTER

8-0

TRAILING AFTER 1ST QUARTER

2-0

TIED SCORE AFTER 1ST QUARTER

1-0

LEADING AT HALFTIME

10-0

TRAILING AT HALFTIME

1-0

TIED AT HALFTIME

0-0

LEADING AFTER 3RD QUARTER

11-0

TRAILING AFTER 3RD QUARTER

0-0

TIED SCORE AFTER 3RD QUARTER

0-0

OUTSCORING OPP. IN 2ND HALF

11-0

OUTSCORED BY OPP. IN 2ND HALF

0-0

SCORING SAME PTS IN 2ND HALF

0-0

LEADING WITH 5 MIN. REMAINING

11-0

TRAILING WITH 5 MIN. REMAINING

0-0

TIED WITH 5 MIN. REMAINING

0-0

SCORING FEWER THAN 50 POINTS

0-0

SCORING 50-59 POINTS

0-0

SCORING 60-69 POINTS

1-0

SCORING 70-79 POINTS

2-0

SCORING 80-89 POINTS

5-0

SCORING 90-99 POINTS

3-0

SCORING 100+ POINTS

0-0

ALLOWING 39-OR-FEWER POINTS

2-0

ALLOWING 40-49 POINTS

3-0

ALLOWING 50-59 POINTS

1-0

ALLOWING 60-69 POINTS

4-0

ALLOWING 70-79 POINTS

1-0

ALLOWING 80-89 POINTS

0-0

ALLOWING 90-OR-MORE POINTS

0-0

GAME DECIDED BY 1-POINT

0-0

GAME DECIDED BY 2-3 POINTS

0-0

GAME DECIDED BY 4-5 POINTS

0-0

GAME DECIDED BY 6-9 POINTS

1-0

GAME DECIDED BY 10-19 POINTS

3-0

GAME DECIDED BY 20-29 POINTS

3-0

GAME DECIDED BY 30-39 POINTS

0-0

GAME DECIDED BY 40-49 POINTS

2-0

GAME DECIDED BY 50-59 POINTS

2-0

GAME DECIDED BY 60+ POINTS

0-0

HIGHER FIELD GOAL PERCENTAGE

7-0

LOWER FIELD GOAL PERCENTAGE

4-0

SAME FIELD GOAL PERCENTAGE

0-0

SHOOTING LESS THAN 30%

0-0

SHOOTING 30-39%

1-0

SHOOTING 40-49%

9-0

SHOOTING 50+%

1-0

OPP. SHOOTING LESS 30%

3-0

OPP. SHOOTING 30-39%

4-0

OPP. SHOOTING 40-49%

4-0

OPP. SHOOTING 50+%

0-0

MORE MADE 3-PT THAN OPP.

8-0

FEWER MADE 3-PT THAN OPP.

2-0

SAME 3-PT MAKES AS OPP.

1-0

MAKING FEWER THAN FIVE 3-PT FG

0-0

MAKING BETWEEN 5-9 3-PT FG

6-0

MAKING 10+ 3-PT FG

5-0

ALLOWING FEWER THAN 5 3-PT FG

2-0

ALLOWING BETWEEN 5-9 3-PT FG

8-0

ALLOWING 10+ 3-PT FG

1-0

MAKING MORE FREE THROWS

8-0

MAKING FEWER FREE THROWS

2-0

MAKING SAME FREE THROWS

1-0

MAKING FEWER THEN 10 FREE THROWS

2-0

MAKING 10-19 FREE THROWS

9-0

MAKINGS 20+ FREE THROWS

0-0

OPP. MAKES 0-10 FREE THROWS

9-0

OPP. MAKES 10-19 FREE THROWS

2-0

OPP. MAKES 20+ FREE THROWS

0-0

OUTREBOUNDING OPP.

8-0

OUTREBOUNDED BY OPP.

3-0

SAME TOTAL OF REBOUNDS

0-0

FEWER THAN 10 ASSISTS

0-0

10-19 ASSISTS

7-0

20+ ASSISTS

4-0

NO BLOCKS

0-0

1-4 BLOCKS

3-0

5+ BLOCKS

8-0

COMMITTING FEWER TURNOVERS

10-0

COMMITTING MORE TURNOVERS

1-0

COMMITTING SAME TURNOVERS

0-0

FORCING FEWER THAN 10 TURNOVERS

0-0

FORCING 10-19 TURNOVERS

4-0

FORCING 20-29 TURNOVERS

7-0

FORCING 30+ TURNOVERS

0-0

IN DAY GAMES

4-0

IN NIGHT GAMES

7-0

ON SUNDAY

1-0

ON MONDAY

3-0

ON TUESDAY

0-0

ON WEDNESDAY

3-0

ON THURSDAY

2-0

ON FRIDAY

1-0

ON SATURDAY

1-0

IN NOVEMBER

8-0

IN DECEMBER

3-0

IN JANUARY

0-0

IN FEBRUARY

0-0

IN MARCH

0-0

VS. SEC

0-0

VS. SEC AT MEMORIAL GYM

0-0

VS. SEC ON THE ROAD

0-0

VS. RANKED OPPONENTS

0-0

VS. OPPONENTS RECEIVING

0-0

WINNING THE OPENING TIP

6-0

LOSING THE OPENING TIP

5-0

WEARING WHITE

6-0

WEARING VANDY SCRIPT WHITE

3-0

WEARING GRAY

1-0

WEARING GOLD

1-0

WEARING BLACK



2025-26 GAME LEADERS

OPPONENT	DATE	SCORE	W/L	POINTS	REBOUNDS	ASSISTS	STEALS	BLOCKS
vs. California	11-03-25	74-65	W	Blakes (27)	Mitchell (10)	Galvan (7)	Washington (4)	Mitchell/Pissott (3)
Furman	11-10-25	96-48	W	Mwenentanda (16)	Galvan (7)	Galvan (8)	Blakes (4)	Blakes/Makurat (1)
at Austin Peay	11-12-25	75-65	W	Blakes (26)	Washington (10)	Pissott (4)	Washington (3)	Washington (2)
at Western Kentucky	11-19-25	87-49	W	Blakes (30)	Blakes (10)	Galvan (8)	Blakes (6)	Del Rosario (3)
Alabama State	11-21-25	92-38	W	Makurat (21)	Washington (7)	Galvan (8)	Blakes (4)	Del Rosario/Washington (2)
Tennessee State	11-23-25	99-43	W	Blakes (24)	Washington (10)	Galvan (15)	Galvan (9)	Del Rosario/Mitchell/Washington (2)
vs. Oregon State	11-27-25	88-66	W	Blakes (35)	Pissott/Washington (6)	Blakes/Pissott (4)	Galvan (6)	Mitchell (2)
vs. BYU	11-29-25	84-71	W	Blakes (27)	Washington (12)	Blakes/Washington (6)	Blakes/Galvan (3)	Washington (1)
Virginia	12-03-25	81-68	W	Blakes (28)	Blakes/Mwenentanda/Washington (7)	Galvan (8)	Blakes (4)	Mitchell (3)
at South Florida	12-15-25	87-58	W	Blakes (19)	Blakes/Pissott/Washington (6)	Galvan (8)	Blakes (3)	Mitchell (2)
UAlbany	12-18-25	64-35	W	Blakes (17)	Galvan/Mitchell (6)	Blakes/Galvan (4)	Blakes (6)	Mitchell (4)
Texas Southern	12-20-25							
Stonehill	12-28-25							
at Arkansas	01-01-26							
LSU	01-04-26							
Missouri	01-08-26							
at Texas A&M	01-11-26							
at Mississippi State	01-15-26							
vs. Michigan	01-19-26							
Auburn	01-22-26							
at South Carolina	01-25-26							
at Ole Miss	01-29-26							
Florida	02-01-26							
at Kentucky	02-05-26							
Oklahoma	02-09-26							
Texas	02-12-26							
at Georgia	02-15-26							
Kentucky	02-22-26							
Alabama	02-26-26							
at Tennessee	03-01-26							

POINTS

Mikayla Blakes	9 (9-0)
Aga Makurat	1 (1-0)
Ndjakalenga Mwenentanda	1 (1-0)

REBOUNDS

Sacha Washington	7 (7-0)
Mikayla Blakes	3 (3-0)
Justine Pissott	2 (2-0)
Aubrey Galvan	2 (2-0)
Aiyana Mitchell	2 (2-0)
Ndjakalenga Mwenentanda	1 (1-0)

ASSISTS

Aubrey Galvan	8 (8-0)
Mikayla Blakes	3 (3-0)
Justine Pissot	2 (2-0)
Sacha Washington	2 (2-0)

STEALS

Mikayla Blakes	7 (7-0)
Aubrey Galvan	3 (3-0)
Sacha Washington	2 (2-0)

BLOCKS

Aiyana Mitchell	6 (6-0)
Sacha Washington	4 (4-0)
Aalyah Del Rosario	3 (3-0)
Mikayla Blakes	1 (1-0)
Aga Makurat	1 (1-0)
Justine Pissott	1 (1-0)

2025-26 GAME HIGHS & LOWS

HIGHS

Points	99	vs. Tennessee State (11/21/25)
FG Made	43	vs. Tennessee State (11/21/25)
FG Attempts	76	vs. Tennessee State (11/21/25)
3-Pt FG Made	12	at Western Ky. (11/19/25) vs. Oregon State (11/27/25)
3-PT FG Attempts	37	vs. South Florida (12/15/25)
FT Made	19	vs. Alabama State (11/21/25) vs. Virginia (12/03/25)
FT Attempts	25	vs. Furman (11/10/25) vs. Alabama State (11/21/25)
Rebounds	49	vs. California (11/3/25)
Assists	33	vs. Tennessee State (11/21/25)
Steals	18	at Western Ky. (11/19/25) vs. Tennessee State (11/21/25)
Blocks	9	vs. Tennessee State (11/21/25)
Turnovers	20	at Austin Peay (11/12/25)
Fouls	19	at Austin Peay (11/12/25)

LOWS

Points	64	vs. UAlbany (12/18/25)
FG Made	25	UAlbany (12/18/25)
FG Attempts	55	at Austin Peay (11/12/25) vs. UAlbany (12/18/25)
3-Pt FG Made	6	vs. California (11/3/25) vs. UAlbany (12/18/25)
3-PT FG Attempts	18	vs. UAlbany (12/18/25)
FT Made	5	vs. Tennessee State (11/21/25)
FT Attempts	10	vs. Tennessee State (11/21/25)
Rebounds	31	vs. Oregon State (11/27/25)
Assists	15	vs. California (11/3/25) at Austin Peay (11/12/15) vs. UAlbany (12/18/25)
Steals	6	at Austin Peay (11/12/25)
Blocks	2	vs. Furman (11/10/25)
Turnovers	7	vs. Alabama State (11/21/25) vs. Oregon State (11/27/25)
Fouls	9	vs. South Florida (12/15/25)





BENCH PRODUCTION

Game	VU-OPP	Diff.	Top Bench Scorer
vs. California	14-5	+9	Aiyana Mitchell, 12
Furman	33-26	+7	Aiyana Mitchell, 12
at Austin Peay	13-20	-7	Aiyana Mitchell, 10
at Western Ky.	18-17	+1	Aga Makurat, 7
Alabama St.	50-16	+34	Aga Makurat, 21
Tennessee St.	32-18	+14	Aiyana Mitchell, 8
vs. Oregon St.	14-22	-8	Jada Brown, 9
vs. BYU	12-14	-2	Jada Brown, 8
Virginia	8-20	-12	Aiyana Mitchell, 8
South Florida	18-17	+1	Aiyana Mitchell, 8
UAlbany	21-3	+18	Aiyana Mitchell, 14
Total	233-178	+55	Aiyana Mitchell, 89 pts
AVG.	21.2-16.2	+5.0	Aiyana Mitchell, 8.1 ppg

SPECIALTY STATS

Team	Off. TO	PAINT	2nd CHANCE	FAST BREAK
vs. California	19-13	40-34	25-15	14-6
Furman	41-5	33-26	12-5	22-4
at Austin Peay	13-22	32-28	14-7	8-9
at Western Ky.	25-6	36-20	24-9	10-5
Alabama State	38-4	34-10	17-1	11-0
Tennessee St.	38-9	64-22	20-12	31-10
vs. Oregon St.	27-12	30-36	6-13	13-2
vs. BYU	30-4	30-22	4-10	14-13
Virginia	28-19	28-34	6-7	14-21
South Florida	28-8	28-28	13-4	12-13
UAlbany	25-6	30-4	11-14	14-0
Total	312-108	385-264	152-97	163-83
AVG.	28.4-9.8	35.0-24.0	13.8-8.8	14.8-7.5

2025-26 GAME-BY-GAME STATS

				Total		3-Pointers		Free throws		Rebounds											
Opponent	Date	Score		FG-FGA	PCT	3FG-3FGA	PCT	FT-FTA	PCT	OFF	DEF	TOT	AVG	PF	A	TO	BLK	STL	PTS	AVG	
vs California	11/03/2025	74-65	W	29-75	.387	6-22	.273	10-16	.625	27	22	49	49.0	17	15	14	8	15	74	74.0	
Furman	11/10/2025	96-48	W	37-66	.561	10-25	.400	12-22	.545	11	26	37	43.0	16	28	12	2	14	96	85.0	
at Austin Peay	11/12/2025	75-65	W	26-55	.473	8-21	.381	15-25	.600	15	25	40	42.0	19	15	20	6	6	75	81.7	
at Western Ky.	11/19/2025	87-49	W	33-75	.440	12-33	.364	9-12	.750	25	23	48	43.5	17	19	12	8	19	87	83.0	
Alabama St.	11/21/2025	92-38	W	31-73	.425	11-30	.367	19-25	.760	18	30	48	44.4	15	22	7	6	15	92	84.8	
Tennessee St.	11/23/2025	99-43	W	43-76	.566	8-21	.381	5-10	.500	15	30	45	44.5	11	33	15	9	18	99	87.2	
vs Oregon St.	11/27/2025	88-66	W	32-68	.471	12-26	.462	12-17	.706	10	21	31	42.6	15	15	7	5	12	88	87.3	
vs BYU	11/29/2025	84-71	W	30-73	.411	11-34	.324	13-14	.929	16	21	37	41.9	11	21	5	1	8	84	86.9	
Virginia	12/03/2025	81-68	W	27-59	.458	8-23	.348	19-21	.905	10	24	34	41.0	13	19	14	5	11	81	86.2	
South Fla.	12/15/2025	87-58	W	30-71	.423	12-37	.324	15-15	1.000	16	25	41	41.0	9	24	9	4	9	87	86.3	
UAlbany	12/18/2025	64-35	W	25-55	.455	6-18	.333	8-14	.571	9	25	34	40.4	15	15	10	6	13	64	84.3	
Total		927		343-746	.460	104-290	.359	137-191	.717	172	272	444	40.4	158	226	125	60	140	927	84.3	
Opponents		606		226-616	.367	71-237	.300	83-136	.610	128	249	377	34.3	183	118	238	28	62	606	55.1	

Vanderbilt Averages

Games Played	Points/game	FG Pct	3FG Pct	FT Pct	Rebounds/game	Assists/game	Turnovers/game	Assist/Turnover ratio	Steals/game	Blocks/game
11	84.3	46.0	35.9	71.7	40.4	20.5	11.4	1.8	12.7	5.5



2025-26 GAME COMPARISON

Opponent	1st	2nd	3rd	4th	Final	Mar	Total FG	FG Pct	3-Pointers	3FG Pct	Free Throws	FT Pct	Rebs	Mar	Ast	TOver	Block	Steal	Fouls
vs. California	18-18	13-15	24-9	19-23	74-65	+9	29-75/26-67	.387/.388	6-22/7-28	.273/.250	10-16/6-13	.625/.462	49/41	+8	15/18	14/17	8/4	15/8	17/14
Furman	21-13	22-9	28-10	25-16	96-48	+48	37-66/17-51	.561/.333	10-25/7-21	.400/.333	12-22/7-21	.561/.333	37/28	+9	28/9	12/28	2/2	14/5	16/21
at Austin Peay	21-19	17-14	25-18	12-14	75-65	+10	26-55/22-55	.473/.393	8-21/6-24	.381/.250	15-25/15-20	.600/.750	40/28	+12	15/11	20/15	6/0	6/6	19/21
at Western Ky.	23-11	23-13	24-15	17-10	87-49	+38	33-67/18-55	.493/.327	12-31/6-18	.387/.333	9-12/7-11	.750/.636	43/27	+16	16/10	13/24	6/3	18/7	16/21
Alabama State	24-9	26-13	27-6	15-10	92-38	+54	31-73/13-48	.425/.271	11-30/5-18	.367/.278	19-25/7-14	.760/.500	48/36	+12	22/6	7/25	6/3	15/4	15/22
Tennessee St.	31-6	25-4	25-17	18-16	99-43	+56	43-76/15-56	.566/.268	8-21/3-21	.381/.143	5-10/10-15	.500/.667	45/31	+14	33/8	15/29	9/1	18/6	11/13
vs. Oregon St.	26-13	17-25	30-9	15-19	88-66	+22	32-68/26-61	.471/.426	12-26/7-22	.462/.318	12-17/7-9	.706/.778	31/42	-9	15/12	7/21	5/2	12/3	15/11
vs. BYU	16-28	24-11	24-16	20-16	84-71	+13	30-73/25-56	.411/.446	11-34/12-28	.324/.429	13-14/9-14	.929/.643	37/39	-2	21/14	5/19	1/2	8/4	11/16
Virginia	18-19	16-11	29-11	18-27	81-68	+13	27-59/27-58	.458/.466	8-23/8-21	.348/.381	19-21/6-10	.905/.600	34/31	+3	19/14	14/18	5/3	11/10	13/21
South Florida	11-7	27-18	24-17	25-16	87-58	+29	30-71/26-59	.423/.441	12-37/6-16	.324/.375	15-15/0-2	1.000/.000	41/31	+10	24/10	9/20	4/2	9/3	9/14
UAlbany	14-7	16-13	20-11	14-4	64-35	+29	25-55/11-48	.455/.229	6-18/4-21	.333/.190	8-14/9-14	.571/.643	34/38	-4	15/6	10/21	6/2	13/6	15/16
SEASON TOTAL	223-150	226-147	280-139	198-171	927-606	+321	343-746/226-616	.460/.367	104-290/71-237	.359/.300	137-191/83-136	.717/.610	444/377	+67	226/118	125/238	60/28	140/62	158/183
SEASON AVG	20.3-13.6	20.5-13.4	25.5-12.6	18.0-15.5	84.3-55.1	+29.2	31.2-67.8/20.5-56.0		9.5-26.4/6.5-21.5		12.5-17.4/7.5-12.4		40.4/34.3	+6.1	20.5/10.7	11.4/21.6	5.5/2.5	12.7/5.6	14.4/16.6

SEASON HIGH | SEASON LOW





SHEA RALPH

HEAD COACH

FIFTH SEASON
UConn • '01

Shea Ralph was named the sixth head coach in Vanderbilt women's basketball history on April 13, 2021. The 2025-26 campaign marks her fifth season leading the Commodores.

Ralph has given the Vanderbilt women's basketball program a resurgence in her short time in the Music City. Using her experience as a player and coach at one of the premier women's basketball programs in the nation, Ralph has brought the Commodores back into the forefront of the NCAA women's basketball landscape.

The Fayetteville, North Carolina, native and UConn graduate has guided the Does to the NCAA Tournament in 2023-24 and 2024-25. It marks the first time that Vanderbilt made consecutive March Madness appearances since earning 15-straight bids from 1999-2014.

Ralph has gone 73-59 (.553) during her four seasons in the Music City, while she is 45-21 (.682) over her last two seasons, which includes 17 victories over SEC teams. Ralph has collected four wins over ranked teams at Vanderbilt and she is the only Commodore women's basketball head coach to defeat in-state rival Tennessee twice in the same season (2024-25).

Ralph recruited and developed Vanderbilt's first National Freshman of the Year recipient, as Mikayla Blakes earned the USBWA Tamika Catchings National Freshman of the Year Award in 2024-25.

The fourth-year head coach has developed a pair of All-Americans at Vanderbilt, with both Mikayla Blakes and Khamil Pierre earning All-American status in 2024-25. She has coached a total of three All-SEC players (Mikayla Blakes (1st - 2024-25), Iyana Moore (2nd -2023-24) and Caja Harbison 2nd - 2022-23)) and has had four Commodores named to the All-SEC Freshman Team. Additionally, she has had nine student-athletes selected to the SEC Academic Honor Roll.

In her fourth season in 2024-25, Ralph guided the Commodores to a 22-11 overall record and an 8-8 mark in SEC play. She led Vanderbilt to its second-straight NCAA Tournament, earning an at-large bid as the No. 7 seed in the Birmingham Region 2.

The 22 wins also marked the first time the Commodores posted back-to-back 20-win seasons since the 2011-12 and 2012-13 campaigns. The Does were ranked in the AP Top 25 and the WBCA Coaches Poll for two weeks during the 2024-25 regular season, marking the first time since 2013-14 that the Commodores have been ranked in both



major polls for multiple weeks. Vanderbilt topped out at No. 23 in both polls on Jan. 28.

The Commodores collected three wins over ranked teams in 2024-25, which include a pair of wins over Tennessee, as Vanderbilt defeated the Lady Vols twice in one season for the first time in program history.

Ralph orchestrated one of the biggest turnarounds in program history during the 2023-24 season, as the Commodores went from being projected last in the SEC preseason polls to earning the program's first bid into the NCAA Tournament in 10 seasons.

Vanderbilt went 23-10 in Year 3 under Ralph's direction, as the Commodores made their first appearance in the NCAA Tournament since the 2013-14 campaign. The 23 wins marked an 11-win improvement from a season ago, which is the second-largest win improvement from one season to the next in program history.

Ralph orchestrated one of the biggest turnarounds in program history during the 2023-24 season, as the Commodores went from being projected last in the SEC preseason polls to earning the program's first bid into the NCAA Tournament in 10 seasons.

Vanderbilt went 23-10 in Year 3 under Ralph's direction, as the Commodores made their first appearance in the NCAA Tournament since the 2013-14 campaign. The 23 wins marked an 11-win improvement from a season ago, which is the second-largest win improvement from one season to the next in program history.

The Commodores went out and proved the preseason prognosticators wrong in 2023-24, as Vandy finished sixth in the SEC after being picked 13th in the Preseason SEC Coaches Poll and 14th in the Preseason SEC Media Poll. The Does went 9-7 in SEC play and won a program-record six road SEC games. The nine SEC wins were the most for Vanderbilt since the 2012-13 campaign. The Commodores earned the No. 6 seed in the 2024 SEC Women's Basketball Tournament, which was the program's highest seed at the SEC Tournament since 2011.

Vanderbilt's at-large bid into the 2024 NCAA Tournament marked the second time in her three seasons that Ralph has led the Commodores to the postseason.

A total of three Commodores earned All-SEC honors in Year 3 under Ralph. Iyana Moore made her first appearance on the All-SEC second team, while Jordyn Cambridge was named to the All-SEC defensive team for a school-record third time. Khamil Pierre was named to the All-SEC freshman team, making her the third Commodore to earn a spot on the team under Ralph, joining Moore and Sacha Washington. Pierre was also named SEC Freshman of the Week a program record five times during the season.

Vanderbilt's hard-nosed and gritty approach helped the Commodores become one of the elite defensive teams in the SEC, as Vandy ranked third in steals per game at 10.2 steals. The Does' 315 steals during the 2023-24 campaign are the third-most in a season in program history.

THE RALPH FILE

Vanderbilt (2021-Current) Head Coach

- 84-59 overall record in four seasons at Vanderbilt
- Led the Commodores to each of the last two NCAA Tournaments, marking the first time Vanderbilt has earned consecutive March Madness bids since going to 15-straight from 1999-2014
- First Vanderbilt women's coach to defeat Tennessee twice in the same season (2024-25)
- Guided Vanderbilt to its first NCAA Tournament bid since the 2014 NCAA Tournament in 2023-24 and posted the Does' first NCAA Tournament victory since 2013
- Posted the largest win improvement from one season to next in school history during the 2023-24 season, as Vandy's 23 victories marked an 11-win improvement from 2022-23
- Led Vanderbilt to its first postseason bid since the 2013-14 campaign with an appearance in the 2022 WNIT in her debut season in 2021-22
- Guided Vandy to a school record six SEC road wins in '23-'24
- Five players have earned All-SEC honors under Ralph

UConn (2008-2021) Assistant Coach

- 462-22 in 13 seasons as an assistant coach at UConn
- Won Six NCAA National Championships
- 12 Final Four Appearances
- 16 Conference Titles
- Coached 21 WNBA Draft Picks, 9 top-5 picks, three No. 1 picks

Pittsburgh (2003-2008) Assistant Coach

- 86-66 in five seasons as an assistant coach at Pittsburgh
- 2008 Sweet 16 Appearance
- Two NCAA Tournament Appearances (2007 & 08)
- 2006 WNIT Final Four

UConn (1996-2001) Player

- Drafted by Utah Starzz in 2001 WNBA Draft
- Scored 1,678 career points, Ranks 8th in UConn history
- Won 2000 NCAA National Championship
- 2000 NCAA Women's Final Four MVP
- 2000 Big East Player of the Year
- 2000 All-American
- 2000 Sports Illustrated Women's College Player of the Year
- Honda Award Winner





Vanderbilt was hit hard with a plethora of preseason injuries to begin the 2022-23 campaign. Coach Ralph was able to rally the Commodores and record a second-straight double-digit win season, marking the first time in six years that Vandy has posted back-to-back double-digit win campaigns.

During the 2022-23 campaign, Ralph guided Vanderbilt to a winning record inside Memorial Gymnasium for the 38th time in the last 40 seasons. The Commodores won nine games at Memorial Gym, which included victories over Texas A&M, Arkansas, and Kentucky.



Ralph was key in the development of Cija Harbison, who transferred into the program for her graduate season and became one of the most prolific scorers in the SEC. Harbison earned second team All-SEC honors after averaging 19.6 points per game and shot 40.6% from the field. The only player in the SEC to score 40 points in a game this season, Harbison had three outings with 30-plus points among the 23 times she has scored in double figures while recording the highest scoring average of her collegiate career. Harbison has led the Commodores in scoring 16 times, assists on 20 occasions and steals in 15 games. Harbison tied a school record with 41 points and added five steals in a January win over Texas A&M.

In her inaugural season, Ralph led Vanderbilt to its first postseason appearance since 2014. The Commodores reached the third round of the Women's National Invitation Tournament, their longest postseason run since 2013. Vanderbilt also recorded its first SEC Tournament victory in six years when it defeated Texas A&M 85-69 on March 2, 2022.

In all, Ralph accrued the third-most wins of any women's basketball coach in a debut season. That included a 63-59 victory against No. 15 Florida in Memorial Gymnasium on Feb. 24, 2022, the program's first win against a ranked opponent since 2020. Ralph wasted no time helping individual student-athletes realize their full potential. Jordyn Cambridge, Iyana Moore and Sacha Washington earned All-SEC accolades during the 2021-22 campaign. Cambridge recorded the program's first postseason triple-double during the SEC Tournament, while she and Moore contributed to a program-record 17 3-pointers against Alabama State on Dec. 28, 2021.

A seven-time national champion as a student-athlete or coach, Ralph arrived at Vanderbilt after spending the previous 13 seasons as an assistant coach alongside Geno Auriemma at the University of Connecticut. While serving as a coach at her alma mater, Ralph helped guide the Huskies to 12 Final Four appearances and six national championships, including an NCAA record four-consecutive titles from 2013-16.

Ralph was an instrumental figure in recruiting and player development with the Huskies.

She mentored standouts like Paige Bueckers, who in

RALPH BY THE RECORD

SEASON	TEAM	OVERALL	CONF.	CONF. FINISH	POSTSEASON
1996-97	UConn (Player)	33-1	18-0	1st	Elite Eight
1997-98	UConn (Redshirted)	34-3	17-1	1st	Elite Eight
1998-99	UConn (Player)	29-5	17-1	T-1st	Sweet 16
1999-00	UConn (Player)	36-1	18-0	T-1st	NCAA Champions
2000-01	UConn (Player)	32-3	17-1	1st	Final Four
2003-04	Pittsburgh (AC)	6-20	2-14	13th	--
2004-05	Pittsburgh (AC)	13-15	5-11	10th	--
2005-06	Pittsburgh (AC)	22-11	9-7	T-6th	WNIT Final Four
2006-07	Pittsburgh (AC)	24-9	10-6	T-5th	NCAA 2nd Round
2007-08	Pittsburgh (AC)	24-11	10-6	T-5th	Sweet 16
2008-09	UConn (AC)	39-0	16-0	1st	NCAA Champions
2009-10	UConn (AC)	39-0	16-0	1st	NCAA Champions
2010-11	UConn (AC)	36-2	16-0	1st	Final Four
2011-12	UConn (AC)	33-5	13-3	T-2nd	Final Four
2012-13	UConn (AC)	35-4	14-2	2nd	NCAA Champions
2013-14	UConn (AC)	40-0	18-0	1st	NCAA Champions
2014-15	UConn (AC)	38-1	18-0	1st	NCAA Champions
2015-16	UConn (AC)	38-0	18-0	1st	NCAA Champions
2016-17	UConn (AC)	36-1	16-0	1st	Final Four
2017-18	UConn (AC)	36-1	16-0	1st	Final Four
2018-19	UConn (AC)	35-3	16-0	1st	Final Four
2019-20	UConn (AC)	29-3	16-0	1st	NCAA Tournament Canceled
2020-21	UConn (AC)	28-2	18-0	1st	Final Four
2021-22	Vanderbilt (HC)	16-19	4-12	T-12th	WNIT Sweet 16
2022-23	Vanderbilt (HC)	12-19	3-13	12th	--
2023-24	Vanderbilt (HC)	23-10	9-7	6th	NCAA 1st Round
2024-25	Vanderbilt (HC)	22-11	8-8	T-8th	NCAA 1st Round
2025-26	Vanderbilt (HC)	11-0	0-0	--	--

RALPH OVERALL CAREER RECORD

SCHOOL	POS.	RECORD	CONF	POSTSEASON
UConn (1996-01)	Player	164-13	87-3	5 NCAA Tourn. • 1 NCAA Title • 2 Final Fours • 4 Elite Eights • 5 Sweet 16
Pittsburgh (2003-08)	Ast. Coach	89-66	36-44	2 NCAA Tourn. • 1 Sweet 16 • 2 NCAA 2nd Rd • 1 WNIT Final Four
UConn (2008-21)	Ast. Coach	462-19	211-5	12 NCAA Tourn. • 6 NCAA Title • 12 Final Fours • 4 Perfect Seasons
Vandy (2021-Pres.)	Head Coach	84-59	24-40	2 NCAA Tourn. • 1 WNIT Sweet 16
TOTAL	28 Seasons	800-157	358-92	21 NCAA Tourn. • 7 NCAA Titles • 14 Final Fours • 18 Elite Eights

RALPH UCONN PLAYING STATS

YEAR	GP	MIN	AVG	FG	FGA	FG%	3FG	3FGA	3P%	FT	FTA	FT%	REB	AVG	AST	AVG	TO	STL	AVG	PTS	AVG
1996-97	31	676	21.8	116	209	.555	7	30	.233	115	138	.833	140	4.5	59	1.9	65	35	1.1	354	11.4
1997-98																					
REDSHIRTED - INJURY																					
1998-99	30	727	24.2	164	277	.559	31	75	.413	144	180	.800	113	3.8	94	3.1	78	69	3.1	503	16.8
1999-00	37	1051	28.4	184	295	.624	22	55	.400	139	170	.818	138	3.7	181	4.9	90	95	4.9	529	14.3
2000-01	30	710	23.7	98	189	.519	21	63	.333	75	93	.806	119	4.0	122	4.1	57	53	4.1	292	9.7
TOTAL	128	3164	24.7	562	970	.579	81	223	.363	473	747	.814	510	4.0	456	3.6	290	252	2.0	1678	13.1

2020-21 became the first freshman to sweep the major national player-of-the-year awards: the Naismith Trophy, Associated Press Player of the Year, USBWA National Player of the Year, Lieberman Award and Wooden Award.

In all, Ralph worked with 21 WNBA draft picks at UConn, including nine top-five picks and three No. 1 overall selections: Tina Charles, Maya Moore and Breanna Stewart.

Prior to returning to UConn as an assistant, Ralph spent five seasons at the University of Pittsburgh from 2003-08. She was instrumental in a period of unprecedented success, helping the Panthers improve from single-digit victories to at least 22 victories in each of her final three seasons. Pitt also reached the Sweet 16 for the first time in program history in 2008.

As one of the most celebrated student-athletes in women's basketball history, Ralph ranks eighth in UConn's storied record book with 1,678 points. She also ranks among the program's all-time top 10 in career assists (456), steals (252) and field goal percentage (57.9). Ralph graduated from Connecticut in 2001 with a degree in exercise physiology.

In leading UConn to a national championship in 2000, Ralph was named an All-American and Big East Player of the Year. She was selected as the most valuable player in the 2000 NCAA Women's Final Four. She also won the Honda Award, presented to the premier female student-athlete in 12 collegiate sports, and the "Sports Illustrated for Women" Player of the Year.

Ralph was selected by the Utah Starzz in the 2001 WNBA Draft, but was unable to pursue a professional career due to a knee injury.

Ralph and her husband, Tom Garrick, have one daughter, Maysen. Currently a member of the Vanderbilt coaching staff, Garrick served as head coach of the UMass-Lowell women's basketball program from 2018-21 and previously served as a Vanderbilt assistant from 2009-15.

Her mother, Marsha Lake, is a trailblazer in women's college basketball, as she is the first All-American from the University of North Carolina and was a member of Team USA with Pat Summitt at the 1973 World University games in Soviet Russia.





1 MIKAYLA BLAKES

@MikaylaBlakes
@MikaylaBlakes
@MikaylaBlakes

G • 5-8 • So. • Somerset, N.J. • Rutgers Prep HS

SEASON HIGHS

Points • 35 • vs. Oregon State (11/27/25)
FG Made • 12 • vs. Oregon State (11/27/25)
FG Attempts • 27 • vs. California (11/3/25)
3-Pt Made • 5 • at Western Kentucky (11/19/25)
3-Pt Attempt • 12 • South Florida (12/15/25)
FT Made • 12 • Virginia (12/03/25)
FT Attempt • 13 • Virginia (12/03/25)
Rebounds • 10 • at Western Kentucky (11/19/25)
Assists • 7 • Virginia (12/03/25)
Steals • 6 • 2x, Last: UAlbany (12/28/25)
Blocks • 1 • 4x, Last: at Tennessee State (11/23/25)
Minutes • 40 • 3x, Last: Virginia (12/03/25)

CAREER HIGHS

Points • 55 • at Auburn (02/18/25)
FG Made • 16 • at Florida (01/30/25)
FG Attempts • 28 • at Auburn (02/18/25)
3-Pt Made • 7 • Last: at Oklahoma (02/20/25)
3-Pt Attempt • 14 • at Miami (12/04/24)
FT Made • 23 • at Auburn (02/18/25)
FT Attempt • 24 • at Auburn (02/18/25)
Rebounds • 10 • at Western Kentucky (11/19/25)
Assists • 8 • Hampton (11/20/24)
Steals • 7 • Appalachian State (12/1/24)
Blocks • 2 • LSU (01/13/25)
Minutes • 45 • Auburn (02/18/25)

- Preseason All-SEC First Team - Coaches & Media (2025-26)
- Won Gold with Team USA & earned MVP at 2025 FIBA Women's AmeriCup
- Holds the highest career scoring avg among active SEC players at 23.3 ppg
- Six-time All-American
- SEC Single-Game Scoring Record Holder with 55 pts at Auburn on Feb. 18, 2025
- NCAA DI Freshman Single-Game Scoring Record Holder with 55 points
- 2nd NCAA player to score 53-plus pts in a game 2x in the same season (2024-25)
- USBWA Tamika Catchings National Freshman of the Year (2024-25)
- SEC Freshman of the Year (2024-25)
- SEC Newcomer of the Year - USA Today (2024-25)
- All-SEC First Team (2024-25)

SUPERLATIVES

	'25-26 CAREER
10+ POINTS	11 43
15+ POINTS	11 39
20+ POINTS	7 28
25+ POINTS	6 16
30+ POINTS	2 7
40+ POINTS	-- 2
50+ POINTS	-- 2
MADE 3+ 3-PT FG	-- 8
10+ REBS	1 1
5+ ASSISTS	3 12
3+ ASSISTS	9 28

SUPERLATIVES

	'25-26 CAREER
5+ STEALS	2 5
3+ STEALS	9 26
2+ BLOCKS	-- 1
DOUBLE-DOUBLES	-- --
LED VANDY IN PTS	9 28
LED VANDY IN REB	3 4
LED VANDY IN AST	3 14
LED VANDY IN STL	6 15
LED VANDY IN BLK	1 6

GAME-BY-GAME

DATE	OPPONENT	GS	MIN	FGM/A	FG%	3FG/A	3P%	FTM/A	FG%	OFF	DEF	TOT	AVG	PF	AST	T/O	BLK	STL	PTS	AVG
11.3.25	CALIFORNIA	*	40:00	9-27	.333	2-9	.222	7-10	.700	1	3	4	4.0	1	1	2	1	3	27	27.0
11.10.25	FURMAN	*	29:29	6-14	.429	2-6	.333	1-4	.250	1	3	4	4.0	2	4	2	1	4	15	21.0
11.12.25	AT AUSTIN PEAY	*	37:37	8-20	.400	2-8	.250	8-11	.727	1	0	1	3.0	3	3	6	0	2	26	22.7
11.19.25	AT WESTERN KY.	*	25:15	11-18	.611	5-9	.556	3-4	.750	4	6	10	4.8	1	3	2	0	6	30	24.5
11.21.25	ALABAMA STATE	*	23:48	5-9	.556	1-4	.250	8-9	.889	2	1	3	4.4	2	5	1	0	4	19	23.4
11.23.25	TENNESSEE STATE	*	20:31	11-17	.647	2-6	.333	0-0	.000	0	2	2	4.0	1	2	0	1	4	24	23.5
11.27.25	VS. OREGON STATE	*	37:34	12-22	.545	2-6	.333	9-10	.900	0	4	4	4.0	2	4	1	1	3	35	25.1
11.29.25	VS. BYU	*	40:00	10-24	.417	3-10	.300	4-4	1.000	2	2	4	4.0	3	6	2	0	3	27	25.4
12.3.25	VIRGINIA	*	40:00	7-17	.412	2-6	.333	12-13	.923	3	4	7	4.3	3	7	5	0	4	28	25.7
12.15.25	SOUTH FLORIDA	*	32:30	7-19	.368	4-12	.333	1-1	1.000	1	5	6	4.5	1	3	2	0	3	19	25.0
12.18.25	UALBANY	*	31:40	7-17	.412	1-5	.200	2-4	.500	0	4	4	4.	0	4	2	0	6	17	24.3
12.20.25	TEXAS SOUTHERN																			
12.28.25	STONEHILL																			
1.1.26	AT ARKANSAS																			
1.4.26	LSU																			
1.8.26	MISSOURI																			
1.11.26	AT TEXAS A&M																			
1.15.26	AT MISSISSIPPI ST.																			
1.19.26	VS. MICHIGAN																			
1.22.26	AUBURN																			
1.25.26	AT SOUTH CAROLINA																			
1.29.26	AT OLE MISS																			
2.1.26	FLORIDA																			
2.5.26	AT KENTUCKY																			
2.9.26	OKLAHOMA																			
2.12.26	TEXAS																			
2.15.26	AT GEORGIA																			
2.22.26	KENTUCKY																			
2.26.26	ALABAMA																			
3.1.26	AT TENNESSEE																			
TOTAL		11	358:24	93-204	.456	26-81	.321	55-70	.786	15	34	49	4.5	19	42	25	4	42	267	24.3

CAREER STATS

YEAR	GP	GS	MIN	AVG	FG	FGA	PCT	3FG	3FGA	3PCT	FT	FTA	PCT	OFF	DEF	TOT	AVG	PF	FO	AST	TO	BLK	STL	PTS	AVG
2024-25	33	32	1062	32.2	250	548	.456	76	222	.342	193	218	.885	48	65	113	3.4	82	2	105	96	8	78	769	23.3
2025-26	11	11	358	32.6	93	204	.456	26	81	.321	55	70	.786	15	34	49	4.5	19	0	42	25	4	42	267	24.3
CAREER	44	43	1420	32.3	343	752	.456	102	303	.337	248	288	.861	63	99	162	3.7	101	2	147	121	12	120	1036	23.5





2 JADA BROWN

@_JadaBrown
@BrownJadaa
@JadaBrown_

G • 5-8 • Sr. • Bentonville, Ark. • Bentonville HS

SEASON HIGHS

Points • 10 • Furman (11/10/25)
FG Made • 4 • Furman (11/10/25)
FG Attempts • 9 • at Western Kentucky (11/19/25)
3-Pt Made • 3 • vs. Oregon State (11/27/25)
3-Pt Attempt • 4 • 2x, Last: vs. BYU (11/29/25)
FT Made • 4 • Alabama State (11/21/25)
FT Attempt • 4 • Alabama State (11/21/25)
Rebounds • 3 • vs. Oregon State (11/27/25)
Assists • 4 • Alabama State (11/21/25)
Steals • 2 • 3x: Last: Alabama State (11/21/25)
Blocks • 1 • vs. California (11/3/25)
Minutes • 33 • vs. BYU (11/29/25)

CAREER HIGHS

Points • 12 • vs. NC State (11/24/22)
FG Made • 4 • 2x, Last: Furman (11/10/25)
FG Attempts • 12 • Samford (11/10/22)
3-Pt Made • 4 • vs. NC State (11/24/22)
3-Pt Attempt • 8 • at LSU (01/01/23)
FT Made • 4 • Alabama State (11/21/25)
FT Attempt • 4 • Alabama State (11/21/25)
Rebounds • 4 • 4x, Last: Radford (12/31/23)
Assists • 5 • Tarleton State (11/15/22)
Steals • 3 • at Western Kentucky (11/19/25)
Blocks • 1 • 3x, Last: California (11/3/25)
Minutes • 42 • Lipscomb (12/18/22)

- Kay Yow Servant Leader Award (2025-26)
- Played in 75 games with 22 career starts at Vanderbilt
- Member of Coach Ralph's first signing class at Vanderbilt
- Her TikTok account has generated 5.7 million likes and 109,000 followers
- Second player from Arkansas in program history and first since 1990-91
- Two-time SEC Winter Academic Honor Roll (2023-24, 2024-25)
- Majoring in Human & Organizational Development

SUPERLATIVES	'25-26 CAREER		SUPERLATIVES	'25-26 CAREER	
10+ POINTS	1	3	3+ ASSISTS	2	3
15+ POINTS	--	--	5+ STEALS	--	--
20+ POINTS	--	--	3+ STEALS	--	--
25+ POINTS	--	--	2+ BLOCKS	--	--
30+ POINTS	--	--	DOUBLE-DOUBLES	--	--
40+ POINTS	--	--	LED VANDY IN PTS	--	--
50+ POINTS	--	--	LED VANDY IN REB	--	--
MADE 3+ 3-PT FG	1	4	LED VANDY IN AST	--	1
10+ REBS	--	--	LED VANDY IN STL	--	--
5+ ASSISTS	--	--	LED VANDY IN BLK	--	--

GAME-BY-GAME

DATE	OPPONENT	GS	MIN	FGM/A	FG%	3FG/A	3P%	FTM/A	FG%	OFF	DEF	TOT	AVG	PF	AST	T/O	BLK	STL	PTS	AVG
11.3.25	CALIFORNIA		04:08	0-1	.000	0-0	.000	0-0	.000	0	0	0	0.0	0	0	0	1	0	0	0.0
11.10.25	FURMAN		18:31	4-6	.667	2-3	.667	0-0	.000	0	0	0	0.0	1	2	0	0	2	10	5.0
11.12.25	AT AUSTIN PEAY		15:46	1-3	.333	1-3	.333	0-0	.000	0	0	0	0.0	0	1	0	0	0	3	4.3
11.19.25	AT WESTERN KY.		21:39	1-9	.111	0-3	.000	0-0	.000	1	0	1	0.3	3	3	1	0	2	2	3.8
11.21.25	ALABAMA STATE		22:48	0-2	.000	0-1	.000	4-4	1.000	0	2	2	0.6	0	4	1	0	2	4	3.8
11.23.25	TENNESSEE STATE		16:03	3-5	.600	1-3	.333	0-0	.000	0	1	1	0.7	2	2	5	0	1	7	4.3
11.27.25	VS. OREGON STATE		20:06	3-5	.600	3-4	.750	0-0	.000	0	3	3	1.0	2	1	0	0	1	9	5.0
11.29.25	VS. BYU		33:42	2-5	.400	2-4	.500	2-2	1.000	1	1	2	1.1	0	1	0	0	1	8	5.4
12.3.25	VIRGINIA		13:32	0-1	.000	0-1	.000	0-0	.000	1	0	1	1.1	0	0	0	0	0	0	4.8
12.15.25	SOUTH FLORIDA		18:37	0-4	.000	0-4	.000	0-0	.000	0	2	2	1.2	0	2	0	0	1	0	4.3
12.18.25	UALBANY		30:05	1-5	.200	0-1	.000	0-0	.000	0	2	2	1.3	2	2	0	0	0	2	4.1
12.20.25	TEXAS SOUTHERN																			
12.28.25	STONEHILL																			
1.1.26	AT ARKANSAS																			
1.4.26	LSU																			
1.8.26	MISSOURI																			
1.11.26	AT TEXAS A&M																			
1.15.26	AT MISSISSIPPI ST.																			
1.19.26	VS. MICHIGAN																			
1.22.26	AUBURN																			
1.25.26	AT SOUTH CAROLINA																			
1.29.26	AT OLE MISS																			
2.1.26	FLORIDA																			
2.5.26	AT KENTUCKY																			
2.9.26	OKLAHOMA																			
2.12.26	TEXAS																			
2.15.26	AT GEORGIA																			
2.22.26	KENTUCKY																			
2.26.26	ALABAMA																			
3.1.26	AT TENNESSEE																			
TOTAL		0	214:57	15-46	.326	9-27	.333	6-6	1.000	3	11	14	1.3	10	18	7	1	10	45	4.1

CAREER STATS

YEAR	GP	GS	MIN	AVG	FG	FGA	PCT	3FG	3FGA	3PCT	FT	FTA	PCT	OFF	DEF	TOT	AVG	PF	FO	AST	TO	BLK	STL	PTS	AVG
2022-23	30	22	637	21.3	44	150	.293	32	105	.305	12	14	.857	13	19	32	1.1	35	0	24	44	1	14	132	4.4
2023-24	19	0	128	6.7	3	20	.150	2	16	.125	4	6	.667	2	9	11	0.6	12	0	7	6	0	2	12	0.6
2024-25	15	0	78	5.2	7	14	.500	3	7	.429	3	4	.750	5	9	14	0.9	9	0	6	6	0	6	20	1.3
2025-26	11	0	215	19.5	15	46	.326	9	27	.333	6	6	1.000	3	11	14	1.3	10	0	18	7	1	10	45	4.1
CAREER	75	22	1058	14.1	69	230	.300	46	155	.297	25	30	.833	23	48	71	0.9	66	0	55	63	2	32	209	2.8



3 AUBREY GALVAN

@AubTheBaller1
@AubTheBaller
@AubTheBaller1

G • 5-6 • Fr. • Deerfield, Ill. • Wilmette Loyola Academy

SEASON HIGHS

Points • 18 • at Austin Peay (11/12/25)
FG Made • 7 • Tennessee State (11/23/25)
FG Attempts • 15 • 2x, Last: vs. BYU (11/29/25)
3-Pt Made • 3 • 3x, Last: UAlbany (12/18/25)
3-Pt Attempt • 10 • South Florida (12/15/25)
FT Made • 3 • at Austin Peay (11/12/25)
FT Attempt • 3 • at Austin Peay (11/12/25)
Rebounds • 9 • vs. California (11/3/25)
Assists • 15 • Tennessee State (11/23/25)
Steals • 9 • Tennessee State (11/23/25)
Blocks • 1 • vs. Oregon State (11/27/25)
Minutes • 40 • 2x, Last: vs. BYU (11/29/25)

CAREER HIGHS

Points • 18 • at Austin Peay (11/12/25)
FG Made • 7 • Tennessee State (11/23/25)
FG Attempts • 15 • 2x, Last: vs. BYU (11/29/25)
3-Pt Made • 3 • at Austin Peay (11/12/25)
3-Pt Attempt • 9 • 2x, Last: vs. BYU (11/29/25)
FT Made • 3 • at Austin Peay (11/12/25)
FT Attempt • 3 • at Austin Peay (11/12/25)
Rebounds • 9 • vs. California (11/3/25)
Assists • 15 • Tennessee State (11/23/25)
Steals • 9 • Tennessee State (11/23/25)
Blocks • 1 • vs. Oregon State (11/27/25)
Minutes • 40 • 2x, Last: vs. BYU (11/29/25)

- Her 7 ast vs. Cal were the most by a Vandy player in a debut since 2015-16
- Her 9 reb. vs. Cal were the most by a Commodore in a debut since 2019-20
- Top-ranked point guard in Illinois, according to multiple publications
- Two-time adidas All-American ('23, '24)
- 4-star recruit according to Prospect Nation and named to the site's Elite 150 for the Class of 2025
- Became the first NCAA player since at 1999-00 to open her career with back-to-back games with 7-plus assists and 7-plus rebounds
- Scored 2,132 career points as a prep player
- Works out with WNBA star Jewell Loyd in the summers and considers the six-time WNBA All-Star a mentor

SUPERLATIVES	'25-26 CAREER		SUPERLATIVES	'25-26 CAREER	
10+ POINTS	7	7	3+ ASSISTS	10	10
15+ POINTS	4	4	5+ STEALS	2	2
20+ POINTS	--	--	3+ STEALS	7	7
25+ POINTS	--	--	2+ BLOCKS	--	--
30+ POINTS	--	--	DOUBLE-DOUBLES	1	1
40+ POINTS	--	--	LED VANDY IN PTS	--	--
50+ POINTS	--	--	LED VANDY IN REB	1	1
MADE 3+ 3-PT FG	3	3	LED VANDY IN AST	7	7
10+ REBS	--	--	LED VANDY IN STL	2	2
5+ ASSISTS	9	9	LED VANDY IN BLK	--	--

GAME-BY-GAME

DATE	OPPONENT	GS	MIN	FGM/A	FG%	3FG/A	3P%	FTM/A	FG%	OFF	DEF	TOT	AVG	PF	AST	T/O	BLK	STL	PTS	AVG
11.3.25	CALIFORNIA	*	39:10	3-14	.214	1-4	.250	0-0	.000	2	7	9	9.0	4	7	3	0	3	7	7.0
11.10.25	FURMAN	*	31:18	5-10	.500	1-4	.250	0-0	.000	2	5	7	8.0	3	8	6	0	3	11	9.0
11.12.25	AT AUSTIN PEAY	*	40:00	6-10	.600	3-5	.600	3-3	1.000	0	2	2	6.0	4	3	2	0	0	18	12.0
11.19.25	AT WESTERN KY.	*	27:08	1-6	.167	1-2	.500	0-0	.000	0	5	5	5.8	0	8	1	0	0	3	9.8
11.21.25	ALABAMA STATE	*	25:50	2-9	.222	0-3	.000	0-0	.000	0	2	2	5.0	0	8	1	0	2	4	8.6
11.23.25	TENNESSEE STATE	*	30:53	7-15	.467	2-5	.400	0-0	.000	0	3	3	4.7	0	15	5	0	9	16	9.8
11.27.25	VS. OREGON STATE	*	30:29	5-14	.357	2-5	.400	0-2	.000	0	1	1	4.1	3	1	1	1	6	12	10.1
11.29.25	VS. BYU	*	40:00	6-15	.400	2-9	.222	2-2	1.000	0	2	2	3.9	0	5	0	0	3	16	10.9
12.3.25	VIRGINIA	*	37:47	3-6	.500	1-2	.500	0-0	.000	0	4	4	3.9	0	8	3	0	3	7	10.4
12.15.25	SOUTH FLORIDA	*	35:59	4-13	.308	3-10	.300	0-0	.000	1	4	5	4.0	0	8	2	0	2	11	10.5
12.18.25	UALBANY	*	35:35	6-12	.500	3-6	.500	0-0	.000	0	6	6	4.2	2	4	2	0	4	15	10.9
12.20.25	TEXAS SOUTHERN																			
12.28.25	STONEHILL																			
1.1.26	AT ARKANSAS																			
1.4.26	LSU																			
1.8.26	MISSOURI																			
1.11.26	AT TEXAS A&M																			
1.15.26	AT MISSISSIPPI ST.																			
1.19.26	VS. MICHIGAN																			
1.22.26	AUBURN																			
1.25.26	AT SOUTH CAROLINA																			
1.29.26	AT OLE MISS																			
2.1.26	FLORIDA																			
2.5.26	AT KENTUCKY																			
2.9.26	OKLAHOMA																			
2.12.26	TEXAS																			
2.15.26	AT GEORGIA																			
2.22.26	KENTUCKY																			
2.26.26	ALABAMA																			
3.1.26	AT TENNESSEE																			
TOTAL		11	374:09	48-124	.387	19-55	.345	5-7	.714	5	41	46	4.2	16	75	26	1	35	120	10.9

CAREER STATS

YEAR	GP	GS	MIN	AVG	FG	FGA	PCT	3FG	3FGA	3PCT	FT	FTA	PCT	OFF	DEF	TOT	AVG	PF	FO	AST	TO	BLK	STL	PTS	AVG
2025-26	11	11	374	34.0	48	124	.387	19	55	.345	5	7	.714	5	41	46	4.2	16	0	75	26	1	35	120	10.9
CAREER	11	11	374	34.0	48	124	.387	19	55	.345	5	7	.714	5	41	46	4.2	16	0	75	26	1	35	120	10.9





4 MADISON GREENE

@Mad1son_04

@Mad1son_04

G • 5-6 • Jr. • Columbus, Ohio • Pickerington Central HS

SEASON HIGHS

Points • - - • - -
FG Made • - - • - -
FG Attempts • - - • - -
3-Pt Made • - - • - -
3-Pt Attempt • - - • - -
FT Made • - - • - -
FT Attempt • - - • - -
Rebounds • - - • - -
Assists • - - • - -
Steals • - - • - -
Blocks • - - • - -
Minutes • - - • - -

CAREER HIGHS

Points • 25 • at Dayton (12/19/24)
FG Made • 7 • 2x, Last: at Dayton (12/19/24)
FG Attempts • 14 • at Dayton (12/19/24)
3-Pt Made • 5 • at South Florida (11/14/24)
3-Pt Attempt • 8 • at South Florida (11/14/24)
FT Made • 8 • at Dayton (12/19/24)
FT Attempt • 10 • at Dayton (12/19/24)
Rebounds • 6 • Alabama A&M (12/29/24)
Assists • 6 • Samford (11/22/24)
Steals • 6 • Lipscomb (11/04/24)
Blocks • 1 • Austin Peay (11/08/24)
Minutes • 41 • Mississippi State (02/13/25)

- Will miss the 2025-25 season due to injury
- Played in 44 games with four career starts at Vanderbilt
- Earned a medical redshirt waiver for the 2023-24 season after missing the final 22 games due to injury
- Led the team in points off the bench at 7.3 ppg in 29 games in '24-25
- First Dore since 2018 to score 25-plus points off the bench in game vs. Dayton on Dec. 19, 2024
- SEC Winter Academic Honor Roll ('25)
- Majoring in Medicine, Health & Society

SUPERLATIVES	'25-26 CAREER	SUPERLATIVES	'25-26 CAREER
10+ POINTS	-- 13	3+ ASSISTS	-- 6
15+ POINTS	-- 5	5+ STEALS	-- 1
20+ POINTS	-- 1	3+ STEALS	-- 5
25+ POINTS	-- 1	2+ BLOCKS	-- --
30+ POINTS	-- --	DOUBLE-DOUBLES	-- --
40+ POINTS	-- --	LED VANDY IN PTS	-- 1
50+ POINTS	-- --	LED VANDY IN REB	-- --
MADE 3+ 3-PT FG	-- 4	LED VANDY IN AST	-- 4
10+ REBS	-- --	LED VANDY IN STL	-- 4
5+ ASSISTS	-- 1	LED VANDY IN BLK	-- --

GAME-BY-GAME

DATE	OPPONENT	GS	MIN	FGM/A	FG%	3FG/A	3P%	FTM/A	FG% OFF	DEF	TOT	AVG	PF	AST	T/O	BLK	STL	PTS	AVG	
11.3.25	CALIFORNIA																			
11.10.25	FURMAN																			
11.12.25	AT AUSTIN PEAY																			
11.19.25	AT WESTERN KY.																			
11.21.25	ALABAMA STATE																			
11.23.25	TENNESSEE STATE																			
11.27.25	VS. OREGON STATE																			
11.29.25	VS. BYU OR VA. TECH																			
12.3.25	VIRGINIA																			
12.15.25	SOUTH FLORIDA																			
12.18.25	UALBANY																			
12.20.25	TEXAS SOUTHERN																			
12.28.25	STONEHILL																			
1.1.26	AT ARKANSAS																			
1.4.26	LSU																			
1.8.26	MISSOURI																			
1.11.26	AT TEXAS A&M																			
1.15.26	AT MISSISSIPPI ST.																			
1.19.26	VS. MICHIGAN																			
1.22.26	AUBURN																			
1.25.26	AT SOUTH CAROLINA																			
1.29.26	AT OLE MISS																			
2.1.26	FLORIDA																			
2.5.26	AT KENTUCKY																			
2.9.26	OKLAHOMA																			
2.12.26	TEXAS																			
2.15.26	AT GEORGIA																			
2.22.26	KENTUCKY																			
2.26.26	ALABAMA																			
3.1.26	AT TENNESSEE																			
TOTAL																				

CAREER STATS

YEAR	GP	GS	MIN	AVG	FG	FGA	PCT	3FG	3FGA	3PCT	FT	FTA	PCT	OFF	DEF	TOT	AVG	PF	FO	AST	TO	BLK	STL	PTS	AVG
2023-24	11	0	217	19.7	31	73	.425	10	28	.357	4	6	.667	5	11	16	1.5	22	0	13	14	0	15	76	6.9
2024-25	33	4	672	20.4	78	181	.431	25	71	.352	44	53	.830	19	52	71	2.2	58	0	44	56	1	40	225	6.8
2025-26	--	--	--	--	--	--	--	--	--	--	--	--	--	--	--	--	--	--	--	--	--	--	--	--	--
CAREER	44	4	889	20.2	109	254	.429	35	99	.354	48	59	.814	24	63	87	2.0	80	0	57	70	1	55	301	6.8





8 AVA BLACK

@Ava_Black0501
@Ava_Jaye_Black

G • 5-11 • Fr. • Auburn, N.H. • Tabor Academy (Mass.)

SEASON HIGHS

Points • 11 • Alabama State (11/21/25)
FG Made • 4 • Alabama State (11/21/25)
FG Attempts • 8 • Alabama State (11/21/25)
3-Pt Made • 3 • Alabama State (11/21/25)
3-Pt Attempt • 4 • Alabama State (11/21/25)
FT Made • 1 • Furman (11/10/25)
FT Attempt • 1 • Furman (11/10/25)
Rebounds • 6 • 2x, Last: Tennessee State (11/21/25)
Assists • 2 • 2x, Last: Tennessee State (11/21/25)
Steals • 3 • Alabama State (11/21/25)
Blocks • 1 • Tennessee State (11/21/25)
Minutes • 22 • Alabama State (11/21/25)

CAREER HIGHS

Points • 11 • Alabama State (11/21/25)
FG Made • 4 • Alabama State (11/21/25)
FG Attempts • 8 • Alabama State (11/21/25)
3-Pt Made • 3 • Alabama State (11/21/25)
3-Pt Attempt • 4 • Alabama State (11/21/25)
FT Made • 1 • Furman (11/10/25)
FT Attempt • 1 • Furman (11/10/25)
Rebounds • 6 • 2x, Last: Tennessee State (11/21/25)
Assists • 2 • 2x, Last: Tennessee State (11/21/25)
Steals • 3 • Alabama State (11/21/25)
Blocks • 1 • Tennessee State (11/21/25)
Minutes • 22 • Alabama State (11/21/25)

- Made her Vanderbilt debut vs. Furman on Nov. 10
- Scored a career-high 11 points vs. Alabama State
- Ranked as one of New England's top prospects
- Attended the 2023 USA Women's Basketball U16 National Team trials
- First player in program history from New Hampshire
- Two-time All-State selection

SUPERLATIVES	'25-26 CAREER		SUPERLATIVES	'25-26 CAREER	
10+ POINTS	1	1	3+ ASSISTS	--	--
15+ POINTS	--	--	5+ STEALS	--	--
20+ POINTS	--	--	3+ STEALS	1	1
25+ POINTS	--	--	2+ BLOCKS	--	--
30+ POINTS	--	--	DOUBLE-DOUBLES	--	--
40+ POINTS	--	--	LED VANDY IN PTS	--	--
50+ POINTS	--	--	LED VANDY IN REB	--	--
MADE 3+ 3-PT FG	1	1	LED VANDY IN AST	--	--
10+ REBS	--	--	LED VANDY IN STL	--	--
5+ ASSISTS	--	--	LED VANDY IN BLK	--	--

GAME-BY-GAME

DATE	OPPONENT	GS	MIN	FGM/A	FG%	3FG/A	3P%	FTM/A	FT%	OFF	DEF	TOT	AVG	PF	AST	T/O	BLK	STL	PTS	AVG
11.3.25	CALIFORNIA																			
DNP - COACHES CHOICE																				
11.10.25	FURMAN		04:19	1-2	.500	0-1	.000	1-1	1.000	0	1	1	1.0	2	0	0	0	0	3	3.0
11.12.25	AT AUSTIN PEAY																			
DNP - COACHES CHOICE																				
11.19.25	AT WESTERN KY.		12:30	1-3	.333	0-1	.000	0-0	.000	4	0	4	2.5	3	2	0	0	2	2	2.5
11.21.25	ALABAMA STATE		21:57	4-8	.500	3-4	.750	0-0	.000	3	3	6	3.7	3	1	0	0	3	11	5.3
11.23.25	TENNESSEE STATE		20:34	2-3	.667	0-1	.000	0-1	.000	1	5	6	4.3	1	2	2	1	1	4	5.0
11.27.25	VS. OREGON STATE		09:21	0-0	.000	0-0	.000	0-0	.000	0	2	2	3.8	1	1	1	0	1	0	4.0
11.29.25	VS. BYU		07:42	2-4	.500	0-2	.000	0-0	.000	0	0	0	3.2	1	1	0	0	0	4	4.0
12.3.25	VIRGINIA																			
DNP - COACHES CHOICE																				
12.15.25	SOUTH FLORIDA		09:59	0-1	.000	0-0	.000	2-2	1.000	3	1	4	3.3	1	0	1	0	0	2	3.7
12.18.25	UALBANY		09:13	1-2	.500	0-1	.000	0-0	.000	1	2	3	3.3	2	0	0	0	0	2	3.5
12.20.25	TEXAS SOUTHERN																			
12.28.25	STONEHILL																			
1.1.26	AT ARKANSAS																			
1.4.26	LSU																			
1.8.26	MISSOURI																			
1.11.26	AT TEXAS A&M																			
1.15.26	AT MISSISSIPPI ST.																			
1.19.26	VS. MICHIGAN																			
1.22.26	AUBURN																			
1.25.26	AT SOUTH CAROLINA																			
1.29.26	AT OLE MISS																			
2.1.26	FLORIDA																			
2.5.26	AT KENTUCKY																			
2.9.26	OKLAHOMA																			
2.12.26	TEXAS																			
2.15.26	AT GEORGIA																			
2.22.26	KENTUCKY																			
2.26.26	ALABAMA																			
3.1.26	AT TENNESSEE																			
TOTAL		0	95:35	11-23	.478	3-10	.300	3-4	.750	12	14	26	3.3	14	7	4	1	7	28	3.5

CAREER STATS

YEAR	GP	GS	MIN	AVG	FG	FGA	PCT	3FG	3FGA	3PCT	FT	FTA	PCT	OFF	DEF	TOT	AVG	PF	FO	AST	TO	BLK	STL	PTS	AVG
2025-26	8	0	96	11.9	11	23	.478	3	10	.300	3	4	.750	12	14	26	3.3	14	0	7	4	1	7	28	3.5
CAREER	8	0	96	11.9	11	23	.478	3	10	.300	3	4	.750	12	14	26	3.3	14	0	7	4	1	7	28	3.5





11 MONIQUE WILLIAMS



@Monique.Williams6



@Monique_Williams11

F • 6-3 • Fr. • Perth, Australia • Willeton Senior HS

SEASON HIGHS

Points • 2 • 2x, Last: South Florida (12/15/25)**FG Made • 1 • South Florida (12/15/25)****FG Attempts • 2 • Alabama State (11/21/25)****3-Pt Made • - - - -****3-Pt Attempt • - - - -****FT Made • 2 • Tennessee State (11/23/25)****FT Attempt • 4 • Tennessee State (11/23/25)****Rebounds • 2 • Alabama State (11/21/25)****Assists • 1 • UAlbany (12/18/25)****Steals • - - - -****Blocks • - - - -****Minutes • 9 • Alabama State (11/21/25)**

CAREER HIGHS

Points • 2 • 2x, Last: South Florida (12/15/25)**FG Made • 1 • South Florida (12/15/25)****FG Attempts • 2 • Alabama State (11/21/25)****3-Pt Made • - - - -****3-Pt Attempt • - - - -****FT Made • 2 • Tennessee State (11/23/25)****FT Attempt • 4 • Tennessee State (11/23/25)****Rebounds • 2 • Alabama State (11/21/25)****Assists • 1 • UAlbany (12/18/25)****Steals • - - - -****Blocks • - - - -****Minutes • 9 • Alabama State (11/21/25)**

- Made her Vanderbilt debut vs. Furman on Nov. 10
- Enrolled into Vanderbilt during the 2025 Spring semester, where she practiced with the Commodores for the remainder of 2024-25
- Member of Australia's National Program
- Second player in program history from Australia and first since 1999-00
- Attended Willeton Senior High School in Perth, Australia
- Won Silver w/ Australia at the 2025 FIBA U19 Women's World Cup in Czechia
- Played in eight games in the Basketball Australia Centre of Excellence (CoE)

SUPERLATIVES

10+ POINTS

15+ POINTS

20+ POINTS

25+ POINTS

30+ POINTS

40+ POINTS

50+ POINTS

MADE 3+ 3-PT FG

10+ REBS

5+ ASSISTS

'25-26 CAREER

--

--

--

--

--

--

--

--

--

--

SUPERLATIVES

3+ ASSISTS

5+ STEALS

3+ STEALS

2+ BLOCKS

DOUBLE-DOUBLES

LED VANDY IN PTS

LED VANDY IN REB

LED VANDY IN AST

LED VANDY IN STL

LED VANDY IN BLK

'25-26 CAREER

--

--

--

--

--

--

--

--

--

--

GAME-BY-GAME

DATE	OPPONENT	GS	MIN	FGM/A	FG%	3FG/A	3P%	FTM/A	FG% OFF	DEF	TOT	AVG	PF	AST	T/O	BLK	STL	PTS	AVG	
11.3.25	CALIFORNIA																			
11.10.25	FURMAN	02:56	0-1	.000	0-0	.000	0-0	.000	0	0	0	0.0	1	0	0	0	0	0	0.0	
11.12.25	AT AUSTIN PEAY																			
11.19.25	AT WESTERN KY.	03:42	0-0	.000	0-0	.000	0-0	.000	0	1	1	0.5	0	0	0	0	0	0	0.0	
11.21.25	ALABAMA STATE	08:55	0-2	.000	0-0	.000	0-0	.000	2	0	2	1.0	1	0	0	0	0	0	0.0	
11.23.25	TENNESSEE STATE	05:04	0-1	.000	0-0	.000	2-4	.500	0	0	0	0.8	0	0	0	0	0	2	0.5	
11.27.25	VS. OREGON STATE																			
11.29.25	VS. BYU																			
12.3.25	VIRGINIA																			
12.15.25	SOUTH FLORIDA	02:14	1-1	1.000	0-0	.000	0-0	.000	0	0	0	0.6	0	0	0	0	0	2	0.8	
12.18.25	UALBANY	01:34	0-0	.000	0-0	.000	0-0	.000	0	0	0	0.5	0	1	0	0	0	0	0.7	
12.20.25	TEXAS SOUTHERN																			
12.28.25	STONEHILL																			
1.1.26	AT ARKANSAS																			
1.4.26	LSU																			
1.8.26	MISSOURI																			
1.11.26	AT TEXAS A&M																			
1.15.26	AT MISSISSIPPI ST.																			
1.19.26	VS. MICHIGAN																			
1.22.26	AUBURN																			
1.25.26	AT SOUTH CAROLINA																			
1.29.26	AT OLE MISS																			
2.1.26	FLORIDA																			
2.5.26	AT KENTUCKY																			
2.9.26	OKLAHOMA																			
2.12.26	TEXAS																			
2.15.26	AT GEORGIA																			
2.22.26	KENTUCKY																			
2.26.26	ALABAMA																			
3.1.26	AT TENNESSEE																			
TOTAL		0	24:25	1-5	.200	0-0	.000	2-4	.500	2	1	3	0.5	2	1	0	0	0	4	0.7

CAREER STATS

YEAR	GP	GS	MIN	AVG	FG	FGA	PCT	3FG	3FGA	3PCT	FT	FTA	PCT	OFF	DEF	TOT	AVG	PF	FO	AST	TO	BLK	STL	PTS	AVG
2025-26	6	0	24	4.1	1	5	.200	0	0	.000	2	4	.500	2	1	3	0.5	2	0	1	0	0	0	4	0.7
CAREER	6	0	24	4.1	1	5	.200	0	0	.000	2	4	.500	2	1	3	0.5	2	0	1	0	0	0	4	0.7





13 JUSTINE PISSOTT

@JustinePissott
@j.usssssyyy
@JustinePissott

G/F • 6-4 • Sr. • Toms River, N.J. • Tennessee/Red Bank Catholic

SEASON HIGHS

Points • 18 • vs. BYU (11/29/25)
FG Made • 7 • vs. BYU (11/29/25)
FG Attempts • 15 • Virginia (12/03/25)
3-Pt Made • 5 • vs. Oregon State (11/27/25)
3-Pt Attempt • 12 • Virginia (12/03/25)
FT Made • 2 • Tennessee St. (11/23/25)
FT Attempt • 2 • 2x, Last: Tennessee St. (11/23/25)
Rebounds • 10 • vs. BYU (11/29/25)
Assists • 6 • Furman (11/10/25)
Steals • 1 • 3x, Last: Tennessee State (11/23/25)
Blocks • 3 • vs. California (11/3/25)
Minutes • 39 • vs. California (11/3/25)

CAREER HIGHS

Points • 18 • vs. BYU (11/29/25)
FG Made • 7 • vs. BYU (11/29/25)
FG Attempts • 15 • Virginia (12/03/25)
3-Pt Made • 5 • 2x, Last: vs. Oregon State (11/27/25)
3-Pt Attempt • 12 • Virginia (12/03/25)
FT Made • 4 • at Texas (02/06/25)
FT Attempt • 4 • at Texas (02/06/25)
Rebounds • 10 • vs. BYU (11/29/25)
Assists • 6 • Furman (11/10/25)
Steals • 2 • 2x, Last: at Missouri (02/29/24)
Blocks • 3 • 2x, Last: vs. California (11/3/25)
Minutes • 39 • vs. California (11/3/25)

- Named to Paradise Jam Island Division All-Tournament Team
- Scored career-high 18 points vs. BYU at the Paradise Jam on Nov. 29
- Collected first career double-double vs. BYU with 18 pts and 10 reb
- Holds a career 3-point percentage of 38.3% at Vandy
- First player to transfer to Vanderbilt from Tennessee
- Ranked No. 11 nationally in the Class of 2022 by HoopGurlz/espnW
- McDonald's All-American ('22)
- Her twin sister, Georgia (Gia) plays basketball at the U.S. Naval Academy
- Majoring in Human & Organizational Development

SUPERLATIVES	'25-26 CAREER		SUPERLATIVES	'25-26 CAREER	
10+ POINTS	6	15	3+ ASSISTS	3	6
15+ POINTS	2	4	5+ STEALS	--	--
20+ POINTS	--	--	3+ STEALS	--	--
25+ POINTS	--	--	2+ BLOCKS	1	3
30+ POINTS	--	--	DOUBLE-DOUBLES	1	1
40+ POINTS	--	--	LED VANDY IN PTS	--	--
50+ POINTS	--	--	LED VANDY IN REB	2	3
MADE 3+ 3-PT FG	5	16	LED VANDY IN AST	1	1
10+ REBS	1	1	LED VANDY IN STL	--	--
5+ ASSISTS	1	1	LED VANDY IN BLK	1	11

GAME-BY-GAME

DATE	OPPONENT	GS	MIN	FGM/A	FG%	3FG/A	3P%	FTM/A	FT%	OFF	DEF	TOT	AVG	PF	AST	T/O	BLK	STL	PTS	AVG
11.3.25	CALIFORNIA	*	38:40	3-10	.300	2-8	.250	1-2	.500	3	4	7	7.0	1	2	1	3	1	9	9.0
11.10.25	FURMAN	*	26:14	5-10	.500	3-7	.429	0-0	.000	0	3	3	5.0	2	6	0	0	0	13	11.0
11.12.25	AT AUSTIN PEAY	*	29:02	1-5	.200	1-4	.250	0-0	.000	1	4	5	5.0	4	4	2	1	0	3	8.3
11.19.25	AT WESTERN KY.	*	20:35	4-10	.400	4-8	.500	0-0	.000	3	1	4	4.8	2	0	3	1	0	12	9.3
11.21.25	ALABAMA STATE	*	17:09	1-5	.200	1-5	.200	0-0	.000	1	4	5	4.8	0	3	0	0	1	3	8.0
11.23.25	TENNESSEE STATE	*	22:10	4-5	.800	2-2	1.000	2-2	1.000	0	6	6	5.0	3	2	2	0	1	12	8.7
11.27.25	VS. OREGON STATE	*	34:04	6-12	.500	5-9	.556	0-0	.000	1	5	6	5.1	2	4	0	1	0	17	9.9
11.29.25	VS. BYU	*	30:13	7-13	.538	4-9	.444	0-0	.000	2	8	10	5.8	3	2	1	0	0	18	10.9
12.3.25	VIRGINIA	*	38:05	3-15	.200	3-12	.250	0-0	.000	0	3	3	5.4	2	4	3	1	0	9	10.7
12.15.25	SOUTH FLORIDA	*	28:07	5-8	.625	3-5	.600	0-0	.000	1	5	6	5.5	0	4	1	1	2	13	10.9
12.18.25	UALBANY	*	19:59	1-2	.500	1-2	.500	0-0	.000	0	1	1	5.1	3	3	0	0	0	3	10.2
12.20.25	TEXAS SOUTHERN																			
12.28.25	STONEHILL																			
1.1.26	AT ARKANSAS																			
1.4.26	LSU																			
1.8.26	MISSOURI																			
1.11.26	AT TEXAS A&M																			
1.15.26	AT MISSISSIPPI ST.																			
1.19.26	VS. MICHIGAN																			
1.22.26	AUBURN																			
1.25.26	AT SOUTH CAROLINA																			
1.29.26	AT OLE MISS																			
2.1.26	FLORIDA																			
2.5.26	AT KENTUCKY																			
2.9.26	OKLAHOMA																			
2.12.26	TEXAS																			
2.15.26	AT GEORGIA																			
2.22.26	KENTUCKY																			
2.26.26	ALABAMA																			
3.1.26	AT TENNESSEE																			
TOTAL		11	304:18	40-95	.421	29-71	.408	3-4	.750	12	44	56	5.1	22	34	13	8	5	112	10.2

CAREER STATS

*at Tennessee

YEAR	GP	GS	MIN	AVG	FG	FGA	PCT	3FG	3FGA	3PCT	FT	FTA	PCT	OFF	DEF	TOT	AVG	PF	FO	AST	TO	BLK	STL	PTS	AVG
2022-23*	27	0	189	7.0	20	60	.333	12	46	.261	2	2	1.000	6	20	26	1.0	20	0	10	12	4	1	54	2.0
2023-24	33	28	698	21.2	80	225	.356	52	141	.369	12	16	.750	14	57	71	2.2	54	1	25	40	17	10	224	6.8
2024-25	23	0	222	9.6	28	65	.431	19	49	.388	8	12	.667	14	25	39	1.7	22	0	10	10	2	5	83	3.6
2025-26	11	11	304	27.7	40	95	.421	29	71	.408	3	4	.750	12	44	56	5.1	22	0	34	13	8	5	112	10.2
VANDY	67	39	1224	18.3	148	385	.384	100	261	.383	23	32	.719	40	126	166	2.5	98	1	69	63	27	20	419	6.3
CAREER	94	39	1413	15.0	168	445	.378	112	307	.365	25	34	.735	46	146	192	2.0	118	1	79	75	31	21	473	5.0





14 AIYANA MITCHELL

@AiyanaMitchell17

@AiyanaJM22

@AiyanaJM22

F • 6-4 • Jr. • Colorado Springs, Colo. • Fountain-Fort Carson HS

SEASON HIGHS

Points • 14 • UAlbany (12/18/25)
FG Made • 6 • 2x, Last: UAlbany (12/18/25)
FG Attempts • 9 • UAlbany (12/18/25)
3-Pt Made • - - - -
3-Pt Attempt • - - - -
FT Made • 4 • 2x, Last: Alabama State (11/21/25)
FT Attempt • 6 • 2x, Last: Alabama State (11/21/25)
Rebounds • 10 • vs. California (11/3/25)
Assists • 3 • vs. California (11/3/25)
Steals • 3 • vs. California (11/3/25)
Blocks • 4 • UAlbany (12/18/25)
Minutes • 25 • vs. California (11/3/25)

CAREER HIGHS

Points • 14 • UAlbany (12/18/25)
FG Made • 6 • 2x, Last: UAlbany (12/18/25)
FG Attempts • 10 • Appalachian St. (12/1/24)
3-Pt Made • - -
3-Pt Attempt • -
FT Made • 5 • 2x, Last: South Carolina (02/23/25)
FT Attempt • 6 • 3x, Last: Alabama State (11/21/25)
Rebounds • 10 • vs. California (11/3/25)
Assists • 3 • vs. California (11/3/25)
Steals • 3 • 3x, Last: vs. California (11/3/25)
Blocks • 4 • 2x, Last: UAlbany (12/18/25)
Minutes • 25 • vs. California (11/3/25)

- Averaging a career-best 8.1 ppg and 5.5 rpg this season
- Opened 2025-26 on a three-game double-digit scoring streak
- Collected her first career double-double vs. Cal with 12 pts, 10 reb
- Became the first Dore to have a double-double off the bench since Leilani Kapinus vs. Evansville on Dec. 14, 2024
- Appeared in 59 games with one start at Vandy
- Holds a career field goal percentage of 58.8 percent at Vandy
- One of five players to play in all 33 games in 2024-25
- SEC First-Year Academic Honor Roll ('24)
- Majoring in Medicine, Health & Society

SUPERLATIVES	'25-26 CAREER		SUPERLATIVES	'25-26 CAREER	
10+ POINTS	5	7	3+ ASSISTS	1	1
15+ POINTS	--	--	5+ STEALS	--	--
20+ POINTS	--	--	3+ STEALS	1	3
25+ POINTS	--	--	2+ BLOCKS	6	11
30+ POINTS	--	--	DOUBLE-DOUBLES	1	1
40+ POINTS	--	--	LED VANDY IN PTS	--	--
50+ POINTS	--	--	LED VANDY IN REB	1	3
MADE 3+ 3-PT FG	--	--	LED VANDY IN AST	--	--
10+ REBS	1	1	LED VANDY IN STL	--	1
5+ ASSISTS	--	--	LED VANDY IN BLK	5	18

GAME-BY-GAME

DATE	OPPONENT	GS	MIN	FGM/A	FG%	3FG/A	3P%	FTM/A	FG%	OFF	DEF	TOT	AVG	PF	AST	T/O	BLK	STL	PTS	AVG
11.3.25	CALIFORNIA		24:32	6-7	.857	0-0	.000	0-2	.000	7	3	10	10.0	3	3	2	3	3	12	12.0
11.10.25	FURMAN		14:18	4-4	1.000	0-0	.000	4-6	.667	3	3	6	8.0	0	1	0	0	1	12	12.0
11.12.25	AT AUSTIN PEAY		20:47	4-7	.571	0-0	.000	2-5	.400	6	3	9	8.3	3	1	3	1	0	10	11.3
11.19.25	AT WESTERN KY.		12:17	0-0	.000	0-0	.000	2-2	1.000	1	4	5	7.5	2	0	2	1	0	2	9.0
11.21.25	ALABAMA STATE		12:39	3-3	1.000	0-0	.000	4-6	.667	3	3	6	7.2	2	0	1	1	1	10	9.2
11.23.25	TENNESSEE STATE		18:19	4-7	.571	0-0	.000	0-0	.000	2	4	6	7.0	2	0	0	2	1	8	9.0
11.27.25	VS. OREGON STATE		21:24	2-4	.500	0-0	.000	1-2	.500	2	3	5	6.7	2	1	1	2	1	5	8.4
11.29.25	VS. BYU		08:08	0-3	.000	0-0	.000	0-0	.000	1	2	3	6.3	2	0	1	0	0	0	7.4
12.3.25	VIRGINIA		17:59	3-4	.750	0-0	.000	2-2	1.000	0	2	2	5.8	2	0	0	3	1	8	7.4
12.15.25	SOUTH FLORIDA		14:11	3-4	.750	0-0	.000	2-2	1.000	1	2	3	5.5	3	1	0	2	0	8	7.5
12.18.25	UALBANY		23:30	6-9	.667	0-0	.000	2-4	.500	3	3	6	5.5	2	1	1	4	1	14	8.1
12.20.25	TEXAS SOUTHERN																			
12.28.25	STONEHILL																			
1.1.26	AT ARKANSAS																			
1.4.26	LSU																			
1.8.26	MISSOURI																			
1.11.26	AT TEXAS A&M																			
1.15.26	AT MISSISSIPPI ST.																			
1.19.26	VS. MICHIGAN																			
1.22.26	AUBURN																			
1.25.26	AT SOUTH CAROLINA																			
1.29.26	AT OLE MISS																			
2.1.26	FLORIDA																			
2.5.26	AT KENTUCKY																			
2.9.26	OKLAHOMA																			
2.12.26	TEXAS																			
2.15.26	AT GEORGIA																			
2.22.26	KENTUCKY																			
2.26.26	ALABAMA																			
3.1.26	AT TENNESSEE																			
TOTAL		0	188:03	35-52	.673	0-0	.000	19-31	.613	29	32	61	5.5	23	8	11	19	9	89	8.1

CAREER STATS

YEAR	GP	GS	MIN	AVG	FG	FGA	PCT	3FG	3FGA	3PCT	FT	FTA	PCT	OFF	DEF	TOT	AVG	PF	FO	AST	TO	BLK	STL	PTS	AVG
2023-24	15	0	58	3.9	6	11	.545	0	0	.000	2	4	.500	4	7	11	0.7	10	0	0	3	4	0	14	0.9
2024-25	33	1	374	11.3	46	85	.541	0	0	.000	26	42	.619	38	53	91	2.8	48	0	14	27	21	17	118	3.6
2025-26	11	0	188	17.1	35	52	.673	0	0	.000	19	31	.613	29	32	61	5.5	23	0	8	11	19	9	89	8.1
CAREER	59	1	620	10.5	87	148	.588	0	0	.000	47	77	.610	71	92	163	2.8	81	0	22	41	44	26	221	3.7





15 NDJAKALENGA MWENENTANDA

@Ndjakalenga

@Ndjakalenga

G • 6-2 • Gr. • Sioux Falls, S.D. • Texas/Washington HS

SEASON HIGHS

Points • 16 • 2x, Last: Virginia (12/03/25)
FG Made • 6 • 2x, Last: Virginia (12/03/25)
FG Attempts • 9 • 2x, Last: Virginia (12/03/25)
3-Pt Made • 2 • 2x, Last: Virginia (12/03/25)
3-Pt Attempt • 4 • at Western Kentucky (11/19/25)
FT Made • 4 • South Florida (12/15/25)
FT Attempt • 5 • Furman (11/10/25)
Rebounds • 5 • 2x, Last: at Austin Peay (11/12/25)
Assists • 4 • Furman (11/10/25)
Steals • 3 • at Western Kentucky (11/19/25)
Blocks • 1 • 5x, Last: Virginia (12/03/25)
Minutes • 29 • Virginia (12/03/25)

CAREER HIGHS

Points • 19 • vs. Illinois (03/24/25)
FG Made • 7 • 2x, Last: Illinois (03/24/25)
FG Attempts • 12 • at Miss. State (02/27/25)
3-Pt Made • 2 • Furman (11/10/25)
3-Pt Attempt • 3 • 2x, Furman (11/10/25)
FT Made • 8 • Louisiana (11/11/22)
FT Attempt • 9 • Houston Christian (12/21/22)
Rebounds • 11 • at Miss. State (02/27/25)
Assists • 4 • 4x, Last: Missouri (01/30/25)
Steals • 6 • Southeast Missouri St. (11/10/24)
Blocks • 3 • 2x, Last: at Miss. State (02/27/25)
Minutes • 37 • at Mississippi State (02/27/25)

- Ndjakalenga means “a gift of luck” from her mother’s Luba tribe in Congo
- Appeared in 103 games with 18 starts over her three seasons at Texas
- Averaged 4.6 pts and 2.3 reb in 13.4 min per game during in Austin
- Won three Big 12 titles (2 tour., 1 reg. season) and one SEC reg. season title at Texas
- Played in 10 NCAA Tournament games, including a Final Four, two Elite 8s and two Sweet 16s
- Graduated from Texas in 2025 with a Bachelor’s Degree in Psychology
- Played prep ball at Washington HS in Sioux Falls, S.D., where she scored over 1,000 career points and won the AA state title as a junior

SUPERLATIVES	'25-26 CAREER		SUPERLATIVES	'25-26 CAREER	
10+ POINTS	4	22	3+ ASSISTS	1	8
15+ POINTS	2	7	5+ STEALS	--	1
20+ POINTS	--	--	3+ STEALS	--	2
25+ POINTS	--	--	2+ BLOCKS	1	7
30+ POINTS	--	--	DOUBLE-DOUBLES	--	--
40+ POINTS	--	--	LED VANDY IN PTS	1	1
50+ POINTS	--	--	LED VANDY IN REB	--	--
MADE 3+ 3-PT FG	--	--	LED VANDY IN AST	--	--
10+ REBS	--	1	LED VANDY IN STL	--	--
5+ ASSISTS	--	--	LED VANDY IN BLK	1	1

GAME-BY-GAME

DATE	OPPONENT	GS	MIN	FGM/A	FG%	3FG/A	3P%	FTM/A	FT%	OFF	DEF	TOT	AVG	PF	AST	T/O	BLK	STL	PTS	AVG
11.3.25	CALIFORNIA	*	14:44	3-4	.750	1-1	1.000	0-0	.000	1	1	2	2.0	2	0	2	0	1	7	7.0
11.10.25	FURMAN	*	27:38	6-8	.750	2-3	.667	2-5	.400	1	4	5	3.5	2	4	0	0	1	16	11.5
11.12.25	AT AUSTIN PEAY	*	18:04	2-5	.400	1-1	1.000	0-0	.000	2	3	5	4.0	0	1	1	1	1	5	9.3
11.19.25	AT WESTERN KY.	*	22:17	4-9	.444	1-4	.250	2-2	1.000	3	0	3	3.8	0	1	1	1	3	11	9.8
11.21.25	ALABAMA STATE	*	16:46	2-6	.333	1-2	.500	0-0	.000	0	1	1	3.2	1	1	1	1	0	5	8.8
11.23.25	TENNESSEE STATE	*	18:34	1-2	.500	0-1	.000	0-0	.000	1	0	1	2.8	1	2	0	0	0	2	7.7
11.27.25	VS. OREGON STATE	*	22:30	2-4	.500	0-1	.000	2-2	1.000	0	1	1	2.6	2	2	3	0	0	6	7.4
11.29.25	VS. BYU	*	06:18	1-2	.500	0-0	.000	2-2	1.000	0	0	0	2.3	0	0	0	0	0	4	7.0
12.3.25	VIRGINIA	*	29:25	6-9	.667	2-2	1.000	2-2	1.000	3	4	7	2.8	3	0	1	1	1	16	8.0
12.15.25	SOUTH FLORIDA	*	21:50	3-6	.500	0-2	.000	4-4	1.000	0	1	1	2.6	3	1	1	0	0	10	8.2
12.18.25	UALBANY	*	17:47	1-5	.200	0-1	.000	3-4	.750	1	1	2	2.5	2	0	3	0	0	5	7.9
12.20.25	TEXAS SOUTHERN																			
12.28.25	STONEHILL																			
1.1.26	AT ARKANSAS																			
1.4.26	LSU																			
1.8.26	MISSOURI																			
1.11.26	AT TEXAS A&M																			
1.15.26	AT MISSISSIPPI ST.																			
1.19.26	VS. MICHIGAN																			
1.22.26	AUBURN																			
1.25.26	AT SOUTH CAROLINA																			
1.29.26	AT OLE MISS																			
2.1.26	FLORIDA																			
2.5.26	AT KENTUCKY																			
2.9.26	OKLAHOMA																			
2.12.26	TEXAS																			
2.15.26	AT GEORGIA																			
2.22.26	KENTUCKY																			
2.26.26	ALABAMA																			
3.1.26	AT TENNESSEE																			
TOTAL		11	215:53	31-60	.517	8-18	.444	17-21	.810	12	16	28	2.5	16	12	13	4	7	87	7.9

CAREER STATS

*at Texas

YEAR	GP	GS	MIN	AVG	FG	FGA	PCT	3FG	3FGA	3PCT	FT	FTA	PCT	OFF	DEF	TOT	AVG	PF	FO	AST	TO	BLK	STL	PTS	AVG
2022-23*	31	3	373	12.0	44	131	.336	3	17	.176	44	63	.698	36	33	69	2.2	52	2	18	29	4	15	135	4.4
2023-24*	35	0	372	10.6	52	116	.448	3	10	.300	21	34	.618	22	36	58	1.7	41	0	23	33	9	11	128	3.7
2024-25*	37	15	632	17.1	82	178	.461	1	18	.056	43	56	.768	48	60	108	2.9	57	0	34	54	21	27	208	5.6
2025-26	11	11	216	19.6	31	60	.517	8	18	.444	17	21	.810	12	16	28	2.5	16	0	12	13	4	7	87	7.9
VANDY	11	11	216	19.6	31	60	.517	8	18	.444	17	21	.810	12	16	28	2.5	16	0	12	13	4	7	87	7.9
CAREER	114	29	1594	14.0	209	485	.431	15	63	.238	125	174	.718	118	145	263	2.3	166	2	87	129	38	60	558	4.9





24 AGA MAKURAT

@a.makurat24

G • 6-3 • Jr. • Sierakowice, Poland. • Sopocka Akademia Tenisowa

SEASON HIGHS

Points • 21 • Alabama State (11/21/25)
FG Made • 8 • Alabama State (11/21/25)
FG Attempts • 15 • Alabama State (11/21/25)
3-Pt Made • 5 • Alabama State (11/21/25)
3-Pt Attempt • 11 • Alabama State (11/21/25)
FT Made • -- • --
FT Attempt • -- • --
Rebounds • 5 • 2x, Last: UAlbany (12/18/25)
Assists • 3 • Tennessee State (11/23/25)
Steals • 3 • at Western Kentucky (11/19/25)
Blocks • 1 • Furman (11/10/25)
Minutes • 23 • at Western Kentucky (11/19/25)

CAREER HIGHS

Points • 21 • Alabama State (11/21/25)
FG Made • 8 • Alabama State (11/21/25)
FG Attempts • 15 • Alabama State (11/21/25)
3-Pt Made • 5 • 2x, Last: Alabama State (11/21/25)
3-Pt Attempt • 11 • Alabama State (11/21/25)
FT Made • 3 • Western Kentucky (11/15/23)
FT Attempt • 4 • Western Kentucky (11/15/23)
Rebounds • 7 • at South Carolina (01/28/24)
Assists • 3 • 3x, Last: App. State (12/01/24)
Steals • 3 • 2x, Last: Tennessee State (11/23/25)
Blocks • 3 • Florida (01/07/24)
Minutes • 24 • at South Carolina (01/28/24)

- Appeared in 58 games with three starts at Vandy
- Represented Poland in the FIBA U20 EuroBasket ('24), FIBA U18 Euro Champ. ('22) and FIBA U16 Euro Champ. ('20)
- First player from Poland in program history
- Participated in the NBA Academy team ('23) and led her team to an undefeated record
- Has two older sisters, Anna (UConn) and Ola (Utah), that played NCAA Division I women's basketball
- Majoring in Human & Organizational Development

SUPERLATIVES	'25-26 CAREER		SUPERLATIVES	'25-26 CAREER	
10+ POINTS	1	5	3+ ASSISTS	1	4
15+ POINTS	1	3	5+ STEALS	--	--
20+ POINTS	1	1	3+ STEALS	--	--
25+ POINTS	--	--	2+ BLOCKS	--	5
30+ POINTS	--	--	DOUBLE-DOUBLES	--	--
40+ POINTS	--	--	LED VANDY IN PTS	--	2
50+ POINTS	--	--	LED VANDY IN REB	--	1
MADE 3+ 3-PT FG	1	5	LED VANDY IN AST	--	--
10+ REBS	--	--	LED VANDY IN STL	--	1
5+ ASSISTS	--	--	LED VANDY IN BLK	1	8

GAME-BY-GAME

DATE	OPPONENT	GS	MIN	FGM/A	FG%	3FG/A	3P%	FTM/A	FT%	OFF	DEF	TOT	AVG	PF	AST	T/O	BLK	STL	PTS	AVG
11.3.25	CALIFORNIA		06:06	0-0	.000	0-0	.000	0-0	.000	1	0	1	1.0	1	0	1	0	0	0	0.0
11.10.25	FURMAN		17:30	1-3	.333	0-1	.000	0-0	.000	1	4	5	3.0	0	1	0	1	0	2	1.0
11.12.25	AT AUSTIN PEAY		06:54	0-0	.000	0-0	.000	0-0	.000	0	1	1	2.3	0	1	1	0	0	0	0.7
11.19.25	AT WESTERN KY.		22:10	3-9	.333	1-6	.167	0-0	.000	1	2	3	2.5	2	0	0	1	3	7	2.3
11.21.25	ALABAMA STATE		20:19	8-15	.533	5-11	.455	0-0	.000	0	0	0	2.0	3	0	0	0	1	21	6.0
11.23.25	TENNESSEE STATE		17:24	3-7	.429	1-3	.333	0-0	.000	2	1	3	2.2	1	3	0	1	0	7	6.2
11.27.25	VS. OREGON STATE		05:56	0-1	.000	0-1	.000	0-0	.000	0	0	0	1.9	0	1	0	0	0	0	5.3
11.29.25	VS. BYU		02:05	0-0	.000	0-0	.000	0-0	.000	0	0	0	1.6	0	0	0	0	0	0	4.6
12.3.25	VIRGINIA		01:11	0-0	.000	0-0	.000	0-0	.000	0	0	0	1.4	0	0	0	0	0	0	4.1
12.15.25	SOUTH FLORIDA		10:44	2-6	.333	2-4	.500	0-0	.000	2	1	3	1.6	1	2	0	0	1	6	4.3
12.18.25	UALBANY		10:35	1-2	.500	1-2	.500	0-0	.000	2	3	5	1.9	0	0	1	0	0	3	4.2
12.20.25	TEXAS SOUTHERN																			
12.28.25	STONEHILL																			
1.1.26	AT ARKANSAS																			
1.4.26	LSU																			
1.8.26	MISSOURI																			
1.11.26	AT TEXAS A&M																			
1.15.26	AT MISSISSIPPI ST.																			
1.19.26	VS. MICHIGAN																			
1.22.26	AUBURN																			
1.25.26	AT SOUTH CAROLINA																			
1.29.26	AT OLE MISS																			
2.1.26	FLORIDA																			
2.5.26	AT KENTUCKY																			
2.9.26	OKLAHOMA																			
2.12.26	TEXAS																			
2.15.26	AT GEORGIA																			
2.22.26	KENTUCKY																			
2.26.26	ALABAMA																			
3.1.26	AT TENNESSEE																			
TOTAL		0	120:54	18-43	.419	10-28	.357	0-0	.000	9	12	21	1.9	8	8	3	3	5	46	4.2

CAREER STATS

YEAR	GP	GS	MIN	AVG	FG	FGA	PCT	3FG	3FGA	3PCT	FT	FTA	PCT	OFF	DEF	TOT	AVG	PF	FO	AST	TO	BLK	STL	PTS	AVG
2023-24	33	3	469	14.2	44	129	.341	29	90	.322	11	14	.786	12	37	49	1.5	29	0	19	32	13	10	128	3.9
2024-25	14	0	143	10.2	17	53	.321	12	42	.286	1	1	1.000	7	21	28	2.0	5	0	10	7	5	3	47	3.4
2025-26	11	0	121	11.0	18	43	.419	10	28	.357	0	0	.000	9	12	21	1.9	8	0	8	3	3	5	46	4.2
CAREER	58	3	733	12.6	79	225	.351	51	160	.319	12	15	.800	28	70	98	1.7	42	0	37	42	21	18	221	3.8





30 TRINITY WILSON

@Trinityy.Wilsonn
@TrinityWilson_BTS
@TrinityWilson30

C • 6-3 • So. • Lakeville, Minn. • Lakeville North HS

SEASON HIGHS

Points • 1 • Furman (11/10/25)
FG Made • - - - -
FG Attempts • - - - -
3-Pt Made • - - - -
3-Pt Attempt • - - - -
FT Made • 1 • Furman (11/10/25)
FT Attempt • 2 • Furman (11/10/25)
Rebounds • - - - -
Assists • - - - -
Steals • 1 • Furman (11/10/25)
Blocks • - - - -
Minutes • 3 • Furman (11/10/25)

CAREER HIGHS

Points • 6 • West Georgia (12/21/24)
FG Made • 3 • West Georgia (12/21/24)
FG Attempts • 5 • West Georgia (12/21/24)
3-Pt Made • - -
3-Pt Attempt • - -
FT Made • 1 • 2x, Last: Furman (11/10/25)
FT Attempt • 2 • 2x, Last: Furman (11/10/25)
Rebounds • 5 • 2x, Last: Austin Peay (11/08/24)
Assists • 2 • at Missouri (03/02/25)
Steals • 1 • Furman (11/10/25)
Blocks • 1 • 2x, Last: West Georgia (12/21/24)
Minutes • 11 • Lipscomb (11/04/24)

- Played in 12 games, all off the bench, in her first year at Vanderbilt
- Ranked the fifth-best player in Minnesota according to PrepGirlsHoops.com
- Fourth player from Minnesota in program history and first since 2016-17
- Mother Brenda Marquis played at UConn and was a member of the 1995 undefeated NCAA championship team
- Majoring in Human & Organizational Development

SUPERLATIVES

10+ POINTS
15+ POINTS
20+ POINTS
25+ POINTS
30+ POINTS
40+ POINTS
50+ POINTS
MADE 3+ 3-PT FG
10+ REBS
5+ ASSISTS

'25-26 CAREER

--
--
--
--
--
--
--
--
--
--

SUPERLATIVES

3+ ASSISTS
5+ STEALS
3+ STEALS
2+ BLOCKS
DOUBLE-DOUBLES
LED VANDY IN PTS
LED VANDY IN REB
LED VANDY IN AST
LED VANDY IN STL
LED VANDY IN BLK

'25-26 CAREER

--
--
--
--
--
--
--
--
--
--

GAME-BY-GAME

DATE	OPPONENT	GS	MIN	FGM/A	FG%	3FG/A	3P%	FTM/A	FG% OFF	DEF	TOT	AVG	PF	AST	T/O	BLK	STL	PTS	AVG
11.3.25	CALIFORNIA																		
11.10.25	FURMAN		02:56	0-0	.000	0-0	.000	1-2	.500	0	0	0.0	1	0	2	0	1	1	1.0
11.12.25	AT AUSTIN PEAY																		
11.21.25	AT WESTERN KY.		00:45	0-0	.000	0-0	.000	0-0	.000	0	0	0.0	0	0	0	0	0	0	0.5
11.21.25	ALABAMA STATE																		
11.23.25	TENNESSEE STATE																		
11.27.25	VS. OREGON STATE																		
11.29.25	VS. BYU																		
12.3.25	VIRGINIA																		
12.15.25	SOUTH FLORIDA																		
12.18.25	UALBANY																		
12.20.25	TEXAS SOUTHERN																		
12.28.25	STONEHILL																		
1.1.26	AT ARKANSAS																		
1.4.26	LSU																		
1.8.26	MISSOURI																		
1.11.26	AT TEXAS A&M																		
1.15.26	AT MISSISSIPPI ST.																		
1.19.26	VS. MICHIGAN																		
1.22.26	AUBURN																		
1.25.26	AT SOUTH CAROLINA																		
1.29.26	AT OLE MISS																		
2.1.26	FLORIDA																		
2.5.26	AT KENTUCKY																		
2.9.26	OKLAHOMA																		
2.12.26	TEXAS																		
2.15.26	AT GEORGIA																		
2.22.26	KENTUCKY																		
2.26.26	ALABAMA																		
3.1.26	AT TENNESSEE																		
TOTAL		0	04:09	0-0	.000	0-0	.000	1-2	.500	0	0	0.0	1	0	2	0	1	1	0.5

CAREER STATS

YEAR	GP	GS	MIN	AVG	FG	FGA	PCT	3FG	3FGA	3PCT	FT	FTA	PCT	OFF	DEF	TOT	AVG	PF	FO	AST	TO	BLK	STL	PTS	AVG
2024-25	12	0	55	4.6	8	21	.381	0	0	.000	1	3	.333	5	10	15	1.3	6	0	8	3	2	0	17	1.4
2025-26	2	0	4	2.0	0	0	.000	0	0	.000	1	2	.500	0	0	0	0.0	1	0	0	2	0	1	1	0.5
CAREER	14	0	59	4.5	8	21	.381	0	0	.000	2	5	.400	5	10	15	1.2	7	0	8	5	2	1	18	1.4





32 AALYAH DEL ROSARIO

@Aalyah.Rosario_03

@Aalyah.DelRosario

C • 6-6 • Jr. • Santo Domingo, D. R. • LSU/The Webb School (Tenn.)

SEASON HIGHS

Points • 5 • Furman (11/10/25)
FG Made • 2 • 3x, Last: Tennessee State (11/23/25)
FG Attempts • 5 • Tennessee State (11/23/25)
3-Pt Made • - - - -
3-Pt Attempt • - - - -
FT Made • 2 • 2x, Last: Alabama State (11/21/25)
FT Attempt • 5 • Alabama State (11/21/25)
Rebounds • 5 • at Western Kentucky (11/21/25)
Assists • 2 • 2x, Last: Tennessee State (11/23/25)
Steals • 1 • 3x, Last: Tennessee State (11/23/25)
Blocks • 3 • at Western Ky. (11/19/25)
Minutes • 14 • Alabama State (11/21/25)

CAREER HIGHS

Points • 27 • McNeese State (12/12/23)
FG Made • 10 • McNeese State (12/12/23)
FG Attempts • 14 • McNeese State (12/12/23)
3-Pt Made • - -
3-Pt Attempts • - -
FT Made • 7 • McNeese State (12/12/23)
FT Attempt • 14 • McNeese State (12/12/23)
Rebounds • 10 • 2x, Last: Coppin St. (12/20/23)
Assists • 2 • 3x, Last: Tennessee State (11/23/25)
Steals • 2 • 3x, Last: vs. Rice (03/22/24)
Blocks • 4 • Northwestern State (12/17/23)
Minutes • 23 • Texas Southern (11/20/23)

- Transferred to Vanderbilt after two seasons at LSU where she played in 65 games with one start
- Appeared in six NCAA Tournament games and has played in the Elite 8 in each of the last two seasons with the Tigers
- All-SEC Freshman Team (2023-24)
- Five-star recruit and ranked No. 7 in the Class of 2023 and the No. 2 post player by HoopGurlz/espnW
- Won Gold with Team USA at the FIBA U18 World Cup in Argentina ('22)
- Played at The Webb School in Bell Buckle, Tennessee, winning back-to-back state championships as a junior and senior

SUPERLATIVES	'25-26 CAREER		SUPERLATIVES	'25-26 CAREER	
10+ POINTS	--	4	3+ ASSISTS	--	--
15+ POINTS	--	1	5+ STEALS	--	--
20+ POINTS	--	1	3+ STEALS	--	--
25+ POINTS	--	1	2+ BLOCKS	3	10
30+ POINTS	--	--	DOUBLE-DOUBLES	--	1
40+ POINTS	--	--	LED VANDY IN PTS	--	--
50+ POINTS	--	--	LED VANDY IN REB	--	--
MADE 3+ 3-PT FG	--	--	LED VANDY IN AST	--	--
10+ REBS	--	2	LED VANDY IN STL	--	--
5+ ASSISTS	--	--	LED VANDY IN BLK	3	3

GAME-BY-GAME

DATE	OPPONENT	GS	MIN	FGM/A	FG%	3FG/A	3P%	FTM/A	FG%	OFF	DEF	TOT	AVG	PF	AST	T/O	BLK	STL	PTS	AVG
11.3.25	CALIFORNIA	05:30	0-0	.000	0-0	.000	2-2	1.000	2	0	2	2.0	2	0	0	0	0	0	2	2.0
11.10.25	FURMAN	08:21	2-2	1.000	0-0	.000	1-2	.500	0	0	0	1.0	1	2	1	0	1	5	3.5	
11.12.25	AT AUSTIN PEAY	03:00	0-0	.000	0-0	.000	0-2	.000	0	2	2	1.3	1	1	1	1	0	0	2	2.3
11.19.25	AT WESTERN KY.	08:28	2-2	1.000	0-0	.000	1-2	.500	2	3	5	2.3	2	0	1	3	1	5	3.0	
11.21.25	ALABAMA STATE	13:38	1-3	.333	0-0	.000	2-5	.400	0	4	4	2.6	1	0	0	2	0	4	3.2	
11.23.25	TENNESSEE STATE	11:22	2-5	.400	0-0	.000	0-0	.000	1	0	1	2.3	0	2	0	2	1	4	3.3	
11.27.25	VS. OREGON STATE	03:59	0-0	.000	0-0	.000	0-0	.000	0	0	0	2.0	0	0	0	0	0	0	2.9	
11.29.25	VS. BYU																			
12.3.25	VIRGINIA																			
12.15.25	SOUTH FLORIDA	02:14	0-0	.000	0-0	.000	0-0	.000	0	0	0	1.8	0	1	0	0	0	0	2.5	
12.18.25	UALBANY	04:56	0-0	.000	0-0	.000	0-0	.000	0	0	0	1.6	0	0	0	1	0	0	2.2	
12.20.25	TEXAS SOUTHERN																			
12.28.25	STONEHILL																			
1.1.26	AT ARKANSAS																			
1.4.26	LSU																			
1.8.26	MISSOURI																			
1.11.26	AT TEXAS A&M																			
1.15.26	AT MISSISSIPPI ST.																			
1.19.26	VS. MICHIGAN																			
1.22.26	AUBURN																			
1.25.26	AT SOUTH CAROLINA																			
1.29.26	AT OLE MISS																			
2.1.26	FLORIDA																			
2.5.26	AT KENTUCKY																			
2.9.26	OKLAHOMA																			
2.12.26	TEXAS																			
2.15.26	AT GEORGIA																			
2.22.26	KENTUCKY																			
2.26.26	ALABAMA																			
3.1.26	AT TENNESSEE																			
TOTAL		0	61:28	7-12	.583	0-0	.000	6-13	.462	5	9	14	1.6	7	6	3	9	3	20	2.2

CAREER STATS

*at LSU

YEAR	GP	GS	MIN	AVG	FG	FGA	PCT	3FG	3FGA	3PCT	FT	FTA	PCT	OFF	DEF	TOT	AVG	PF	FO	AST	TO	BLK	STL	PTS	AVG
2023-24*	37	1	416	11.2	60	111	.541	0	0	.000	53	93	.570	47	82	129	3.5	63	0	8	30	30	15	173	4.7
2024-25*	28	0	175	6.3	20	48	.417	0	0	.000	16	33	.485	25	32	57	2.0	39	1	2	12	8	3	56	2.0
2025-26	9	0	61	6.8	7	12	.583	0	0	.000	6	13	.462	5	9	14	1.6	7	0	6	3	9	3	20	2.2
VANDY	9	0	61	6.8	7	12	.583	0	0	.000	6	13	.462	5	9	14	1.6	7	0	6	3	9	3	20	2.2
CAREER	74	1	653	8.8	87	171	.509	0	0	.000	75	139	.540	77	123	200	2.7	109	1	16	45	47	21	249	3.4





35 SACHA WASHINGTON

F • 6-2 • Gr. • Lawrenceville, Ga. • Collins Hill HS



@Sacha_Washington



@Sacha_Washington



@SachaW33

SEASON HIGHS

Points • 15 • at Western Kentucky (11/19/25)
FG Made • 7 • at Western Kentucky (11/19/25)
FG Attempts • 12 • vs. California (11/3/25)
3-Pt Made • - - - -
3-Pt Attempt • - - - -
FT Made • 3 • vs. BYU (11/29/25)
FT Attempt • 4 • 2x, Last: vs. BYU (11/29/25)
Rebounds • 12 • vs. BYU (11/29/25)
Assists • 6 • vs. BYU (11/29/25)
Steals • 4 • vs. California (11/3/25)
Blocks • 2 • 2x, Last: Alabama State (11/12/25)
Minutes • 31 • vs. BYU (11/29/25)

CAREER HIGHS

Points • 33 • Louisiana Tech (12/03/23)
FG Made • 15 • Louisiana Tech (12/03/23)
FG Attempts • 20 • Louisiana Tech (12/03/23)
3-Pt Made • - -
3-Pt Attempt • 1 • Lipscomb (12/18/22)
FT Made • 10 • Fairfield (11/12/23)
FT Attempt • 16 • Fairfield (11/12/23)
Rebounds • 17 • Fairfield (11/12/23)
Assists • 7 • Fairfield (11/12/23)
Steals • 8 • Louisiana Tech (12/03/23)
Blocks • 6 • Dayton (12/20/23)
Minutes • 40 • Florida (03/07/24)

- Returns to action after missing the 2024-25 season due to a medical condition
- Appeared in 110 games with 83 starts over her five seasons at Vanderbilt
- Became the 41st Commodore to score 1,000 career points and ranks 31st on the program's all-time scoring list with 1,097 points
- Her 801 career rebounds are most among active SEC players
- Only active SEC player to amass over 1,000 pts, 800 reb, and 100 blk
- One of six active SEC players to score 1,000 career points
- Leads Vanderbilt with 83 career starts and 24 career double-doubles
- All-SEC freshman team ('22)
- Graduate from Vanderbilt in May 2025 with a Bachelor's Degree in Medicine, Health & Society

SUPERLATIVES

	'25-26 CAREER
10+ POINTS	7 56
15+ POINTS	2 22
20+ POINTS	-- 6
25+ POINTS	-- 1
30+ POINTS	-- --
40+ POINTS	-- --
50+ POINTS	-- --
MADE 3+ 3-PT FG	-- --
10+ REBS	3 27
5+ ASSISTS	1 3

SUPERLATIVES

	'25-26 CAREER
3+ ASSISTS	2 10
5+ STEALS	-- 2
3+ STEALS	2 11
2+ BLOCKS	3 31
DOUBLE-DOUBLES	2 24
LED VANDY IN PTS	-- 13
LED VANDY IN REB	7 60
LED VANDY IN AST	1 6
LED VANDY IN STL	2 7
LED VANDY IN BLK	4 58

GAME-BY-GAME

DATE	OPPONENT	GS	MIN	FGM/A	FG%	3FG/A	3P%	FTM/A	FG% OFF	DEF	TOT	AVG	PF	AST	T/O	BLK	STL	PTS	AVG	
11.3.25	CALIFORNIA	*	27:11	5-12	.417	0-0	.000	0-0	.000	5	3	8	8.0	3	2	2	0	4	10	10.0
11.10.25	FURMAN	*	16:30	3-6	.500	0-0	.000	2-2	1.000	1	3	4	6.0	1	0	1	0	1	8	9.0
11.12.25	AT AUSTIN PEAY	*	28:50	4-5	.800	0-0	.000	2-4	.500	3	7	10	7.3	4	0	4	2	3	10	9.3
11.19.25	AT WESTERN KY.	*	22:57	6-9	.667	0-0	.000	1-2	.500	6	1	7	7.3	2	2	1	1	2	13	10.3
11.21.25	ALABAMA STATE	*	16:11	5-11	.455	0-0	.000	1-1	1.000	4	3	7	7.2	2	0	2	2	1	11	10.4
11.23.25	TENNESSEE STATE	*	19:06	6-9	.667	0-0	.000	1-3	.333	5	5	10	7.7	0	3	1	2	0	13	10.8
11.27.25	VS. OREGON STATE	*	14:37	2-6	.333	0-0	.000	0-1	.000	5	1	6	7.4	1	0	0	0	0	4	9.9
11.29.25	VS. BYU	*	31:52	2-7	.286	0-0	.000	3-4	.750	8	4	12	8.0	2	6	1	1	1	7	9.5
12.3.25	VIRGINIA	*	22:01	5-7	.714	0-0	.000	3-4	.750	1	6	7	7.9	3	0	2	0	2	13	9.9
12.15.25	SOUTH FLORIDA	*	23:35	5-9	.556	0-0	.000	6-6	1.000	3	3	6	7.7	0	2	2	1	0	16	10.5
12.18.25	UALBANY	*	15:06	1-1	1.000	0-0	.000	1-2	.500	1	3	4	7.4	2	0	0	1	2	3	9.8
12.20.25	TEXAS SOUTHERN																			
12.28.25	STONEHILL																			
1.1.26	AT ARKANSAS																			
1.4.26	LSU																			
1.8.26	MISSOURI																			
1.11.26	AT TEXAS A&M																			
1.15.26	AT MISSISSIPPI ST.																			
1.19.26	VS. MICHIGAN																			
1.22.26	AUBURN																			
1.25.26	AT SOUTH CAROLINA																			
1.29.26	AT OLE MISS																			
2.1.26	FLORIDA																			
2.5.26	AT KENTUCKY																			
2.9.26	OKLAHOMA																			
2.12.26	TEXAS																			
2.15.26	AT GEORGIA																			
2.22.26	KENTUCKY																			
2.26.26	ALABAMA																			
3.1.26	AT TENNESSEE																			
TOTAL		11	237:56	44-82	.537	0-0	.000	20-29	.690	42	39	81	7.4	20	15	16	10	16	108	9.8



CAREER STATS

YEAR	GP	GS	MIN	AVG	FG	FGA	PCT	3FG	3FGA	3PCT	FT	FTA	PCT	OFF	DEF	TOT	AVG	PF	FO	AST	TO	BLK	STL	PTS	AVG
2021-22	35	8	708	20.2	104	224	.464	0	0	.000	58	85	.682	113	117	230	6.6	87	2	26	57	19	26	266	7.6
2022-23	31	31	798	25.7	136	294	.463	0	1	.000	72	114	.632	91	137	228	7.4	87	5	35	67	45	25	344	11.1
2023-24	33	33	959	29.1	163	310	.526	0	0	.000	72	117	.615	118	144	262	7.9	91	4	44	90	44	52	398	12.1
2024-25	REDSHIRT SEASON DUE TO INJURY																								
2025-26	11	11	238	21.6	44	82	.537	0	0	.000	20	29	.690	42	39	81	7.4	20	0	15	16	10	16	108	9.8
CAREER	110	83	2703	24.6	447	910	.491	0	1	.000	222	345	.643	364	437	801	7.3	285	11	120	230	118	119	1116	10.1



GAME RECAPS

GAME 6 #17/17 Vanderbilt vs. Tennessee State.

	1	2	3	4	TOTAL
	6	4	17	16	43
	31	25	25	18	99

DATE Nov. 23, 2025 **SITE** Memorial Gymnasium (Nashville, Tenn.)

TIPOFF Noon **END** 1:42 p.m. **ELAPSED** 1:42
ATTENDANCE 2,508

DORES OUTRUN TIGERS

NASHVILLE, Tenn. – Point guard Aubrey Galvan put on a spectacular show against Tennessee State on Sunday afternoon at Memorial Gymnasium, as she matched the Vanderbilt women's basketball freshman record for most assists and steals in a game to lead the No. 17-ranked Commodores to a 99-43 victory over the Lady Tigers.

Vanderbilt's victory over Tennessee State improves its overall record to 6-0. Vanderbilt has now won 23-straight nonconference home games dating back to the 2022-23 campaign.

Galvan dished out 15 assists and had nine steals to equal the Vandy freshman single-game record. Her 15 helpers matched Ashley Smith's freshman program record, which she set on Nov. 29, 1998, against Hampton. Galvan's nine steals equaled Deborah Denton's record set against New Mexico State on Jan. 4, 1987.

The freshman added 16 points to her stat line to give her first career double-double at the collegiate level. Galvan is the first Dore to record a double-double via points and assists since Jordyn Cambridge had 12 points and 12 assists at Kentucky on Jan. 11, 2024.

Galvan was one of two Commodores who had a double-double against TSU, as graduate Sacha Washington tallied 13 points and 10 rebounds to post her second double-double of the season. The last time two Vanderbilt players had a double-double in the same contest happened on Dec. 14, 2024, when Khamil Pierre (42 points, 18 rebounds) and Leilani Kapinus (11 rebounds, 10 points) each recorded one against Evansville.

The Commodores had four players score double figures in the victory over the Lady Tigers. Sophomore Mikayla Blakes registered 24 points in 21 minutes of action to lead Vanderbilt. Senior Justine Pissott tallied 12 points and was one of three Dores to hit a team-high two 3-point field goals. Galvan's 16 points and Washington's 13 points round out the group.

Vanderbilt shot 56.6 percent from the floor, while limiting Tennessee State to a 26.8 shooting percentage. The Dores dished out a season-high 33 assists, which is tied for seventh-most in a game in program history. The Commodores forced TSU into 29 turnovers, which led to a 38-9 edge in points off turnovers.



BOX SCORE

Tennessee St. - 43														Record: 1-5													
NO.	Name	Min	FG	3P	FT	Rebounds	Fouls	TP	AS	TO	ST	Blocks	pts	stl	blk	+	Shooting By Period										
			M/A	M/A	M/A	off	tot	PF	RF	BS	BA						1	2	3	4							
10	Kalijah Montoya	19:23	1/2	0/0	0/0	2	4	2	0	2	1	1	0	0	1	1	48%	FG	1.7	14.3%							
24	Brianna Woodridge	14:50	1/4	0/0	1/2	1	1	2	1	2	3	0	0	0	0	0	25%	3PT	0.0	0.0%							
0	Alanyia Webb	05:37	5/13	1/7	5/6	0	3	3	1	4	16	1	3	0	2	0	44%	FT	4.5	88.2%							
1	Jaii Wildfield	04:05	0/0	0/1	0/0	0	1	1	0	0	0	0	0	0	0	0	0%	2PF	0.0	0.0%							
2	Sonnah Kamara	02:10	1/5	0/2	2/4	0	1	1	2	4	0	0	0	0	0	1	21%	FT	0.0	0%							
3	Kiki Roberts	12:51	0/1	0/0	0/0	0	3	3	0	0	0	0	0	0	0	1	27%	3PF	5.6	31.3%							
23	Sadie Sanchez	05:55	0/0	0/0	0/0	0	0	0	1	1	0	1	0	0	0	0	0%	3PT	1.6	16.7%							
22	Erin Martin	27:54	3/6	0/1	2/3	5	0	5	2	2	8	1	0	0	2	0	36%	4PF	7.7	41.2%							
05	Amiyah Ferguson	14:16	1/5	0/0	0/0	0	2	2	0	0	3	1	1	0	1	0	21%	FT	24	50.0%							
12	Zee Young	10:16	1/9	0/0	0/0	2	2	0	0	0	0	0	0	0	0	1	30%	3PF	0.0	0%							
11	Genesis Harris	20:08	2/6	0/0	0/0	1	1	2	1	5	1	1	4	0	0	0	26%	GM FG	15.56	28.8%							
24	Laila Lancaster	05:00	0/1	0/0	0/0	1	0	1	0	0	0	0	1	0	1	0	0%	3PT	3.01	14.3%							
7	Jovels Thomas	14:05	0/3	0/1	0/0	0	1	1	0	0	2	0	0	0	0	0	11%	FT	10-15	66.7%							
Totals						1	4	5	0	0	0	0	0	0	0	0											
Team		15:56	32/51	10/15	10/21	0/1	21	31	11	43	8	29	6	1	9	156	Dead Ball Rebounds: 6/9										
Major Fouls: NONE																											
Vanderbilt - 99																											
Record: 6-0																											
NO.	Name	Min	FG	3P	FT	Rebounds	Fouls	TP	AS	TO	ST	Blocks	pts	stl	blk	+	Shooting By Period										
			M/A	M/A	M/A	off	tot	PF	RF	BS	BA						1	2	3	4							
30	Sacha Washington	19:06	6/9	0/0	1/3	5	10	0	0	4	13	3	1	0	2	1	31%	FG	14.23	66.7%							
1	Mikayla Blakes	20:31	11/17	2/6	0/0	0	2	2	1	1	24	2	0	4	1	0	48%	FT	1	100%							
3	Aubrey Galvan	05:53	7/15	0/0	0/0	0	3	3	0	0	16	15	9	0	0	0	55%	3PF	16.7	56.9%							
13	Justine Pissott	02:10	4/6	2/2	2/2	0	6	3	2	12	2	2	2	0	1	0	69%	3PT	3/4	75.0%							
15	Ndikajengwa Mwenetanda	18:34	1/2	0/1	0/0	1	0	1	1	1	2	0	0	0	0	0	35%	4PF	11.17	64.7%							
14	Aiyana Mitchell	11:19	0/0	0/0	2/4	6	10	0	0	0	0	0	0	0	1	2	30%	FT	3/4	75.0%							
2	Jada Brown	16:03	3/5	1/3	0/0	0	1	1	2	1	7	2	5	1	0	0	9%	FT	0.2	0%							
8	Aava Black	20:34	2/3	0/1	0/1	1	5	6	1	2	4	2	1	1	0	1	17%	3PF	0.0	0.0%							
24	Aqa Makurat	17:24	3/7	1/3	0/0	2	1	3	1	0	7	3	0	0	0	0	14%	FT	6.19	42.1%							
30	Aiyah Del Rosario	11:22	2/5	0/0	0/0	1	0	1	0	0	4	2	0	1	2	0	2%	3PT	0.0	0.0%							
11	Montique Williams	05:04	0/1	0/0	2/4	0	0	1	0	0	2	0	0	0	0	0	1%	GM FG	43.76	56.6%							
Totals						45	11	13	39	33	18	9	1	56	1	156	Dead Ball Rebounds: 2/0										
Team		43:76	32/51	5/10	15/20	45	11	13	39	33	18	9	1	56	1	156	Major Fouls: NONE										
TSU YANDY																											
Biggest Lead	7 (1 st 7:50)	61 (4 th 3:29)	Turnovers		Points from Turnovers	TSU	YANDY	Period by Period Scoring		1st2nd3rd4thTOT		Fast Breaks		Time with Lead		Bench		TSU		YANDY							
Biggest Lead	7 (1 st 7:50)	61 (4 th 3:29)	2	36	21	64	6	4	17	16	43	0	25	18	99	18	32	13	20	25	18						
Best Scoring Run	7 (4 th 1:39)	27 (2 nd 3:52)	2	36	21	64	6	4	17	16	43	0	25	18	99	18	32	13	20	25	18						
Lead Changes	2	2	2	36	21	64	6	4	17	16	43	0	25	18	99	18	32	13	20	25	18						
Times Tied	0	0	0	36	21	64	6	4	17	16	43	0	25	18	99	18	32	13	20	25	18						
Time with Lead	00:12	29:08	0	36	21	64	6	4	17	16	43	0	25	18	99	18	32	13	20	25	18						

INDIVIDUAL LEADERS

		
Points	M. Blakes • 24 pts A. Galvan • 16 pts	A. Webb • 16 pts E. Martin • 8 pts
Rebounds	S. Washington • 10 reb 3 Players Tied • 6 reb	E. Martin • 5 reb K. Montoya • 4 reb
Assists	A. Galvan • 15 ast Makurat/Washington • 3 ast	I. Thomas • 2 ast 6 Players Tied • 1 ast
Steals	A. Galvan • 9 stl M. Blakes • 4 stl	E. Martin/Z. Young • 2 stl A. Ferguson/G. Harris • 1 stl
Blocks	3 Players Tied • 2 blk 3 Players Tied • 1 blk	L. Lancaster • 2 ast

GAME 7 #17/17 Vanderbilt vs. Oregon State

	1	2	3	4	TOTAL
	13	25	9	19	66
	26	17	30	15	88

DATE Nov. 27, 2025 **SITE** UVI Sports & Fitness Center (St. Thomas, USVI)

TIPOFF 7 p.m. **END** 8:42 p.m. **ELAPSED** 1:42
ATTENDANCE 824

DORES FEAST ON THANKSGIVING

ST. THOMAS, U.S. Virgin Islands – Sophomore Mikayla Blakes feasted on Thanksgiving, as the All-American dropped a season-high 35 points to help the No. 17-ranked Vanderbilt women's basketball team defeat Oregon State, 88-66, to open the 2025 U.S. Virgin Islands Paradise Jam.

The guard was efficient throughout the evening for the Commodores, as Blake shot 54.5 percent from the field, going 12-of-22. Her 35-point performance against the Beavers marks the seventh time Blakes has registered 30-plus points in her collegiate career, while it is her second 30-point game of this season. All 35 points Blakes scored came in the first three quarters of play, as the Dores maintained a 20-plus-point lead in the final frame.

Vanderbilt improves to 7-0 on the year. It is the third-straight season the Commodores have won seven-straight games to begin the year, which marks a program first.

The Dores now advance to the title game of the Island Division at the 2025 Paradise Jam. No. 17 Vanderbilt will take on BYU on Saturday at 11 a.m. CT on ESPN+.

Blakes was one of three double-digit scorers for the Dores on Thanksgiving night, as senior Justine Pissott matched her career high with 17 points, while matching her career-best performance behind the arc with five 3-pointers against the Beavers. Freshman Aubrey Galvan tallied 12 points and had a game-high six steals.

The Dores held a 13-point lead at the end of the first quarter at 26-13. Oregon State was able to punch back and take a brief lead in the late second quarter, but Vanderbilt ended the frame, making its last four shots to take a 43-38 lead into the locker room. Vandy dropped the hammer on OSU in the third, as the Commodores outscored the Beavers, 30-9, in the stanza to take a commanding 26-point lead at 73-47. The Dores maintained a 20-plus-point advantage throughout the fourth to score their seventh victory of the season.



Vanderbilt shot 47.1 percent on the night and matched a season-high in 3-pointers made with 12. The Commodores forced Oregon State into 21 turnovers, which Vandy turned into 27 points. The Dores had a total of 12 steals, six of which came from Galvan.

BOX SCORE

Oregon St. - 66																
Record: 5-2																
NO.	Name	Min	FG	3P	FT	Rebounds	Fouls	TP	AS	TO	ST	Blocks	pts	stl	blk	+
		M/A	M/A	M/A	M/A	off tot	PF	RF	BS	BA						
32	Niene Sow	C 13:18	0/0	0/0	0/0	0	1	0	0	0	0	0	0	0	0	-13
0	Tara Bolden	G 20:41	4/13	1/4	1/4	0	2	3	5	3	9	2	0	0	0	0
1	Kennedie Shuler	G 22:23	2/8	0/1	1/2	2	5	3	4	5	7	0	1	1	0	1
3	Jenna Villa	G 34:07	4/11	1/7	6/7	0	3	3	6	15	0	1	2	0	1	4
4	Ally Schiemel	G 38:06	6/12	3/7	0/0	1	9	1	0	1	1	0	1	1	1	1
15	Lizzy Williamson	24:25	7/10	0/0	0/1	3	5	8	4	14	0	3	1	1	1	2
20	Liana Alonso	08:12	1/4	0/0	0/0	3	1	0	0	1	2	1	0	0	0	-15
10	Susana Yegyes	07:47	1/2	1/2	0/0	0	0	0	1	0	3	0	0	0	0	-18
31	Cloe Vecina	13:44	1/1	1/1	1/1	2	0	0	0	0	0	0	0	0	0	0
25	Keira Lindemann	02:59	0/0	0/0	0/0	0	0	0	0	0	0	0	0	0	0	-9
2	Kaelen Davis	00:01	0/0	0/0	0/0	0	0	0	0	0	0	0	0	0	0	-2
16	Elissa Meyer	00:37	0/0	0/0	0/0	0	0	0	0	0	0	0	0	0	0	-2
Team						2	2	3	0	2	1	2	1	2	2	2
Totals			26-61	7-22	7-9	12	21	32	12	15	11	3	2	1	5	29
Major Fouls: Coach (F) 1+0.31 Villa (F) 3+3.42																
Dress Ball Rebounds: 1																
Vanderbilt - 88																
Record: 7-0																
NO.	Name	Min	FG	3P	FT	Rebounds	Fouls	TP	AS	TO	ST	Blocks	pts	stl	blk	+
		M/A	M/A	M/A	M/A	off tot	PF	RF	BS	BA						
35	Sasha Washington	F 43:27	2/6	0/0	0/1	5	1	6	1	1	4	0	0	0	0	1
1	Ally Schiemel	F 43:27	2/6	0/0	0/1	5	1	6	1	1	4	0	0	0	0	1
3	Aubrey Gault	G 30:29	2/14	2/5	0/2	1	3	1	3	12	1	1	6	1	0	29
13	Austin Mitchell	G 34:04	6/12	5/9	0/0	1	5	6	5	20	17	4	0	0	0	28
14	Isidore James Weems	20:00	0/0	0/0	0/0	0	0	0	0	0	0	0	0	0	0	0
15	Jayana Miceli	F 22:30	2/4	0/1	2/2	0	1	1	2	1	6	2	3	0	0	3
18	Ally Schiemel	F 22:30	2/4	0/1	2/2	0	1	1	2	1	6	2	3	0	0	3
2	Jack Brown	20:02	0/5	3/4	0/0	0	3	3	2	9	1	1	0	1	0	9
24	Avia Davis	09:26	0/0	0/0	0/0	0	2	2	1	0	1	1	0	0	0	0
04	Ally Schiemel	00:01	0/0	0/0	0/0	0	0	0	0	0	0	0	0	0	0	0
23	Caelen Davis	00:59	0/0	0/0	0/0	0	0	0	0	0	0	0	0	0	0	0
Team						2	1	3	0	0	0	0	0	0	0	0
Totals			26-68	12-26	12-17	10	21	31	15	11	68	15	13	2	5	29
Major Fouls: NONE																
Dress Ball Rebounds: 1																

GAME RECAPS

GAME 9 #13/14 Vanderbilt vs. Virginia

	1	2	3	4	TOTAL
	19	11	11	27	68
	18	16	29	18	81

DATE Dec. 3, 2025 **SITE** Memorial Gymnasium (Nashville, Tenn.)

TIPOFF 4 p.m. **END** 5:50 p.m. **ELAPSED** 1:50
ATTENDANCE 2,661

ANOTHER HISTORIC NIGHT FOR BLAKES

NASHVILLE, Tenn. – Sophomore Mikayla Blakes once again made history at Memorial Gymnasium on Wednesday, as she became the fastest Vanderbilt women's basketball player to score 1,000 career points to lead the No. 15/14-ranked Commodores past Virginia, 81-68, in the ACC/SEC Challenge.

Blakes needed 28 points to record her 1,000th career point, rose to the challenge in front of the home fans and hit the target right on the mark, registering exactly 28 points in the victory over Virginia. Blakes reaches the 1,000-point plateau in 42 career games, as she becomes the 43rd Vanderbilt player to enter the school's 1,000-point club. The Somerset, New Jersey, native, is the fastest Commodore to score 1,000 points, surpassing Chantel Anderson's previous record of 57 games.

The All-American is the ninth NCAA women's basketball player to score 1,000 career points in 42 games or fewer since the 1981-82 season. Overall, Blakes is the 13th women's college basketball player to reach the 1,000-point plateau in 42 games or less.

No. 15/14-ranked Vanderbilt used a 12-0 run that was sandwiched between halftime to turn a two-point deficit into a double-digit advantage in the early stages of the third quarter. Vanderbilt outscored Virginia 29-11 in the third stanza, as the Commodores held a 22-point lead going into the final frame. The Dores led by as many as 28 points in the fourth before securing the 13-point victory in the ACC/SEC Challenge.

Blakes was one of three Commodores to score double-digit points in the ACC/SEC Challenge win. She was joined by graduate Ndjakalenga Mwenentanda, who scored 16 points to match her Vanderbilt career high in scoring, and graduate Sacha Washington, who registered 13 points. Blakes, Mwenentanda and Washington each pulled down a team-best seven rebounds.

Vanderbilt shot 45.8 percent from the floor and made eight 3-point field goals. The Dores shot 90.5 percent from the free throw line, going 19-of-21 from the charity stripe. Vandy forced Virginia into 18 turnovers, which the Commodores turned into 28 points.

BOX SCORE

Virginia - 68														
Record: 6-3														
NO. Name	Min	FG	3P	FT	Rebounds	Fouls	TP	AS	TO	ST	Blocks	PF	BS	BA
1 Tabitha Amanze	21:55	1-5	0-0	1-2	3	6	4	1	3	1	2	1	1	1
1 Paris Clark	30:55	5-12	2-4	0-0	1	3	4	3	1	12	3	4	2	1
4 Jillian Brown	30:54	3-7	1-4	0-0	2	2	3	1	7	2	0	3	0	0
21 Kymora Johnson	30:55	9-16	4-8	2-2	1	4	5	4	3	22	7	5	3	0
23 Romi Levy	17:52	1-4	0-2	2-2	0	0	0	1	4	0	1	1	0	1
12 Caitlin Weimar	20:53	3-4	0-0	0-0	1	2	3	2	1	6	1	2	0	0
8 Ashang Ring	18:10	4-5	1-2	1	3	4	2	3	10	0	0	1	0	1
3 Gabby White	13:59	2-4	0-0	0-2	1	1	2	3	2	4	0	4	0	0
20 Danelle Arigbabu	01:10	0-0	0-0	0-0	0	0	0	0	0	0	0	0	0	0
22 Rianne Dos Santos	04:17	0-1	0-1	0-0	0	0	0	0	0	0	0	0	0	0
Team					1	4	5	0	0	0	0	0	0	0
Totals	37:58	27-58	12-21	6-10	9	22	21	13	58	14	18	3	5	13
Major Fouls: NONE														
Dead Ball Rebounds: 0														
Shooting By Period														
1st	FG	7-16	43.8%	3PT	2-4	50.0%	FT	3-4	75%					
2nd	FG	4-15	26.7%	3PT	1-5	20.0%	FT	1-2	50%					
3rd	FG	5-12	41.7%	3PT	0-4	0.0%	FT	1-4	25%					
4th	FG	11-15	73.3%	3PT	1-5	20.0%	FT	1-1	100%					
5th	FG	5-8	62.5%	3PT	0-0	0%	FT	0-0	0%					
6th	FG	5-8	62.5%	3PT	0-0	0%	FT	0-0	0%					
7th	FG	5-8	62.5%	3PT	0-0	0%	FT	0-0	0%					
8th	FG	5-8	62.5%	3PT	0-0	0%	FT	0-0	0%					
9th	FG	5-8	62.5%	3PT	0-0	0%	FT	0-0	0%					
10th	FG	5-8	62.5%	3PT	0-0	0%	FT	0-0	0%					

Vanderbilt - 81																		
Record: 9-2																		
NO.	NAME	Min	FG	3P	FT	Rebounds	Fouls	TP	AS	TO	ST	Blocks	PF	BA				
5	Sacha Washington	F	22:01	5-7	0-0	3-4	1	6	7	3	4	2	2	0	0			
1	Mikayla Blakes	G	40:00	7-17	5-8	12-13	3	4	7	3	12	28	7	5	4	0	1	13
3	Aubrey Galvan	F	37:47	3-6	1-2	0-0	0	4	4	6	7	8	3	0	1	18		
13	Justine Pissott	G	36:05	9-15	5-12	0-0	0	3	3	2	8	4	0	1	1	16		
15	Ndjakalenga Mwenentanda	F	39:25	6-9	2-2	2-2	3	4	7	3	2	16	0	1	1	1	0	
14	Ayana Mitchell	F	17:59	3-4	0-0	2-2	0	2	2	1	8	0	0	1	3	0	7	
2	Jada Brown	F	13:32	0-1	0-1	0-0	1	1	0	0	0	0	0	0	0	0	0	
24	Apsa Makurati	F	01:11	0-0	0-0	0-0	0	0	0	0	0	0	0	0	0	0	0	
Team						2	1	3	0	0	0	0	0	0	0	0	0	
Total			27:59	6-23	19-21	10	24	34	13	21	19	14	1	5	0	0	18	
Major Fouls: NONE																		
Shooting By Period																		
1st 2nd 3rd 4th																		
2PT% 14 25.0%																		
3PT% 33 100.0%																		
FT% 10 100.0%																		
2PT% 16 87.5%																		
3PT% 7 8.3%																		
FT% 7 8.3%																		
Rebounds By Period																		
1st 2nd 3rd 4th																		
2PT% 10 14.3%																		
3PT% 5 6.3%																		
FT% 6 6.3%																		
2PT% 10 14.3%																		
3PT% 5 6.3%																		
FT% 6 6.3%																		
Fouls By Period																		
1st 2nd 3rd 4th																		
2PT% 7 28.6%																		
3PT% 10 44.0%																		
FT% 13 54.2%																		
2PT% 8 31.6%																		
3PT% 12 48.0%																		
FT% 13 54.2%																		