



6 SEC TOURNAMENT CHAMPIONSHIPS • 29 NCAA TOURNAMENTS • 1 FINAL FOUR • 5 ELITE EIGHTS • 14 SWEET SIXTEENS

VANDERBILT

WOMEN'S BASKETBALL

2025-26 GAME NOTES • GAME 10 • vs. SOUTH FLORIDA

2025-26 SCHEDULE

Overall: 9-0 | SEC: 0-0

Home: 4-0 | Away: 2-0 | Neutral: 3-0

AP Poll: 14 | WBCA Coaches Poll: 13 | NET Ranking: 18

Streak: W-9

OCTOBER (1-0)

27 vs. Memphis[&] (Exhibition) Win 104-68

NOVEMBER (8-0)

3 vs. California[^] Win 74-65

10 Furman Win 96-48

12 at Austin Peay Win 75-65

19 at Western Kentucky Win 87-49

21 Alabama State Win 92-38

23 Tennessee State Win 99-43

27 vs. Oregon State[%] Win 88-6629 vs. BYU[^] Win 84-71

DECEMBER (1-0)

3 Virginia[#] Win 81-68

15 South Florida 6:30 p.m. SEC Network+

18 UAlbany 6:30 p.m. SEC Network+

20 Texas Southern Noon SEC Network+

28 Stonehill 2 p.m. SEC Network+

JANUARY (0-0)

1 at Arkansas* 1 p.m. SEC Network+

4 LSU* 4 p.m. ESPN

8 Missouri* 6:30 p.m. SEC Network+

11 at Texas A&M* 2 p.m. SEC Network+

15 at Mississippi State* 5:30 p.m. SEC Network

19 vs. Michigan¹ 1:30 p.m. FOX

22 Auburn* 6:30 p.m. SEC Network+

25 at South Carolina* 2 p.m. ESPN

29 at Ole Miss* 6:30 p.m. SEC Network+

FEBRUARY (0-0)

1 Florida* 3 p.m. SEC Network

5 at Kentucky* 6 p.m. SEC Network+

9 Oklahoma* 8 p.m. ESPN2

12 Texas* 6:30 p.m. SEC Network+

15 at Georgia* 11 a.m. SEC Network

22 Kentucky* 2 p.m. SEC Network+

26 Alabama* 6:30 p.m. SEC Network+

MARCH (0-0)

1 at Tennessee* 1 p.m. ESPN

4-8 SEC Tournament TBD TBD

All times Central • Home games in bold • Neutral games in italics

* | SEC game • # | ACC/SEC Challenge

& | Hoops for St. Jude Tip Off Classic (Memphis, Tenn.) • ^ | OUI-Play Paris (Paris, France)

% Paradise Jam (St. Thomas, USVI) • ^ | Coretta Scott King Classic (Newark, N.J.)

Rankings: AP/WBCA Coaches Poll

All games times and dates are subject to change

GAME 10

#14/13 VANDERBILT (9-0, 0-0 SEC)
vs. SOUTH FLORIDA (6-4, 0-0 AAC)MONDAY, DEC. 15
6:30 p.m. CTNASHVILLE, TENN.
Memorial Gymnasium (14,326)

SEC NETWORK+

Andrew Allegretta (Play-By-Play) • Kamera Harris (Analyst)



94.9 THE FAN

Vanderbilt Athletics App • Jake Lyman

STARTING FIVE

>> It has been 12 days since the Dores last played a game, as the team took time away from the court for finals to close out the fall semester at Vanderbilt University. In its last time out, the Commodores posted an 81-68 victory over Virginia in the ACC/SEC Challenge to move to 9-0 on the year. Sophomore Mikayla Blakes scored 28 points to record her 1,000th career point.

>> Vanderbilt comes into Monday's contest against South Florida a perfect 9-0 on the year. The Commodores are seeking their first 10-0 start since the 2011-12 campaign, while they are looking for the program's sixth 10-0 start ever. The five previous seasons where Vanderbilt started 10-0 were 1991-92, 1992-93, 1995-96, 2003-04, and 2011-12.

>> Fans will have plenty of opportunities to cheer on the Commodores in December, as Monday's contest is the second of five games that Vanderbilt will play this month that take place at Memorial Gymnasium. The Dores host UAlbany on Thursday (6:30 p.m.) and Texas Southern on Saturday (noon), then close out the homestand on Dec. 28 against Stonehill (2 p.m.).

>> The Dores have won 24-straight nonconference home games dating back to the 2022-23 season. Vanderbilt is 37-3 inside Memorial Gym against non-league teams under head coach Shea Ralph. Overall, Vandy is 51-21 at home under Ralph's direction.

>> Monday marks the fifth time that Vanderbilt and South Florida will face off on the hardwood. The Commodores hold a perfect 4-0 record in the all-time series. The last game took place last season on Nov. 14, 2024, when Vandy scored a 62-49 road win over the Bulls. Vanderbilt is 1-0 against USF under Ralph.



TEAM COMPARISON

| | | |
|------|----------------------|------|
| 9-0 | Overall Record | 6-4 |
| 0-0 | Conf. Record | 0-0 |
| 18 | NET Ranking | 64 |
| 86.2 | Points Per Game | 71.1 |
| 57.0 | Opp. Per Game | 68.6 |
| 46.5 | Field Goal Pct. | 42.0 |
| 37.1 | Opp. Field Goal Pct. | 39.8 |
| 36.6 | 3-Point Pct. | 28.0 |
| 30.5 | Opp. 3-Point Pct. | 31.8 |
| 70.4 | Free Throw Pct. | 77.7 |
| 41.0 | Rebounds Per Game | 40.7 |
| +6.8 | Rebounding Margin | +6.6 |
| 20.8 | Assists Per Game | 14.4 |
| 11.8 | Turnovers Per Game | 14.4 |
| 13.1 | Steals Per Game | 4.8 |
| 5.6 | Blocks Per Game | 3.1 |

SERIES HISTORY

| | |
|-----------------------------------|--|
| Games: | 4 |
| Vanderbilt Series Record: | 4-0 |
| Games in Nashville: | 1-0 |
| Games in Tampa: | 2-0 |
| Neutral Site Games: | 1-0 |
| First Meeting: | Jan. 5, 1984 in Tampa, Fla., Vanderbilt, 77-58 |
| Last Meeting: | Nov. 11, 2024 in Tampa, Fla., Vanderbilt, 62-49 |
| Last Vandy Win: | Nov. 11, 2024 in Tampa, Fla., 62-49 |
| Last Loss: | Never |
| Last Home Win: | Jan. 2, 2008, 75-48 |
| Last Road Win: | Never |
| Last Neutral Win: | Dec. 17, 2006 at St. Pete Times Forum in Tampa, Fla., 76-68 |
| Last Home Loss: | Never |
| Last Road Loss: | Never |
| Last Neutral Loss: | Never |
| vs. South Florida under Ralph: | 1-0 |
| Current Vanderbilt Series Streak: | W-4 |

ALL-TIME SERIES

| Date | Location | Vandy Result | Score |
|----------|----------------------|--------------|-------|
| 01.05.84 | Tampa, Fla. | Win | 77-58 |
| 12.17.06 | St. Pete Times Forum | Win | 76-68 |
| 01.02.08 | Nashville | Win | 75-48 |
| 11.14.24 | Tampa, Fla. | Win | 62-49 |

PROJECTED STARTERS

1

MIKAYLA
BLAKESG • 5-8 • So.
Somerset, N.J.
Rutgers Prep HSPoints • 25.7
FG% • 47.0
3P FG% • 32.8
Boards • 4.3
Assists • 3.9
Steals • 3.7

3

AUBREY
GALVANG • 5-6 • Fr.
Deerfield, Ill.
Wilmette Loyola AcademyPoints • 10.4
FG% • 38.4
3P FG% • 33.3
Boards • 3.9
Assists • 7.0
Ast/TO • 2.9

13

JUSTINE
PISSOTTG/F • 6-4 • Sr.
Toms River, N.J.
TennesseePoints • 10.7
FG% • 40.0
3P FG% • 39.1
3P FG PG • 2.8
Boards • 5.4
Assists • 3.0

15

NDJAKALENGA
MWENENTANDAG/F • 6-2 • Gr.
Sioux Falls, S.D.
TexasPoints • 8.0
FG% • 55.1
3P FG% • 53.3
FT% • 76.9
Assists • 1.2
Ast/TO • 1.2

35

SACHA
WASHINGTONF • 6-2 • Gr.
Lawrenceville, Ga.
Collins Hill HSPoints • 9.9
FG% • 52.8
Boards • 7.9
Off. Boards • 4.2
Steals • 1.6
Blocks • 0.9



PRONUNCIATION

JADA BROWN

Jay-Duh

AALYAH DEL ROSARIO

Ah-Lee-Uh • Dell Row-zar-E-O

AGA MAKURAT

Ah-gah • Mock-eww-Rah

AIYANA MITCHELL

Eye-on-Uh

NDJAKALENGA MWENENTANDA

Jack-Uh-LANG-Uh • MWEN-N-Tawn-duh

JUSTINE PISSOTT

Jus-Teen • PUH-sot

SACHA WASHINGTON

Sah-SHUH

MONIQUE WILLIAMS

Mo-NEEK

ROSTER BREAKDOWN

CLASS

GRADUATE (2): Ndjakalenga Mwenentanda, Sacha Washington

SENIOR (2): Jada Brown, Justine Pissott

JUNIOR (4): Aalyah Del Rosario, Madison Greene, Aga Makurat, Aiyana Mitchell

SOPHOMORE (2): Mikayla Blakes, Trinity Wilson

FRESHMAN (3): Ava Black, Aubrey Galvan, Monique Williams

POSITION

CENTER (1): Aalyah Del Rosario

FORWARD (5): Aiyana Mitchell, Justine Pissott, Sacha Washington, Monique Williams, Trinity Wilson

GUARD (8): Ava Black, Mikayla Blakes, Jada Brown, Aubrey Galvan, Madison Greene, Aga Makurat, Ndjakalenga Mwenentanda, Justine Pissott

HOME STATE/COUNTRY

NEW JERSEY (2): MIKAYLA BLAKES, JUSTINE PISSOTT

ARKANSAS (1): JADA BROWN

AUSTRALIA (1): MONIQUE WILLIAMS

COLORADO (1): AIYANA MITCHELL

DOMINICAN REPUBLIC (1): AALYAH DEL ROSARIO

GEORGIA (1): SACHA WASHINGTON

ILLINOIS (1): AUBREY GALVAN

MINNESOTA (1): TRINITY WILSON

NEW HAMPSHIRE (1): AVA BLACK

OHIO (1): MADISON GREENE

POLAND (1): AGA MAKURAT

SOUTH DAKOTA (1): NDJAKALENGA MWENENTANDA



FRONT ROW (L-R) JUSTINE PISSOTT, MIKAYLA BLAKES, SACHA WASHINGTON, JADA BROWN, AUBREY GALVAN, AGA MAKURAT
BACK ROW (L-R) AVA BLACK, NDJAKALENGA MWENENTANDA, MONIQUE WILLIAMS, AALYAH DEL ROSARIO, AIYANA MITCHELL, TRINITY WILSON, MADISON GREENE

2025-26 ROSTER

| No. | Name | POS | HT | YR | EXP | Hometown (Previous School) |
|-----|-------------------------|-----|------|-----|-----|---|
| 1 | Mikayla Blakes | G | 5-8 | So. | 1V | Somerset, N.J. (Rutgers Prep) |
| 2 | Jada Brown | G | 5-8 | Sr. | 3V | Bentonville, Ark. (Bentonville HS) |
| 3 | Aubrey Galvan | G | 5-6 | Fr. | HS | Deerfield, Ill. (Wilmette Loyola Academy) |
| 4 | Madison Greene | G | 5-6 | Jr. | 2V | Columbus, Ohio (Pickering Central HS) |
| 8 | Ava Black | G | 5-11 | Fr. | HS | Auburn, N.H. (Tabor Academy (Mass.)) |
| 11 | Monique Williams | F | 6-3 | Fr. | HS | Perth, Australia (Willeton Senior HS) |
| 13 | Justine Pissott | G/F | 6-4 | Sr. | 2V | Toms River, N.J. (Tennessee) |
| 14 | Aiyana Mitchell | F | 6-4 | Jr. | 2V | Colorado Springs, Colo. (Fountain-Fort Carson HS) |
| 15 | Ndjakalenga Mwenentanda | G | 6-2 | Gr. | TR | Sioux Falls, S.D. (Texas) |
| 24 | Aga Makurat | G | 6-3 | Jr. | 2V | Sierakowice, Poland (Sopocka Akademia Tenisowa) |
| 30 | Trinity Wilson | F | 6-3 | So. | 1V | Lakeville, Minn. (Lakeville North HS) |
| 32 | Aalyah Del Rosario | C | 6-6 | Jr. | TR | Santo Domingo, D.R. (LSU) |
| 35 | Sacha Washington | F | 6-2 | Gr. | 3V | Lawrenceville, Ga. (Collins Hill HS) |

COACHING STAFF

HEAD COACH: Shea Ralph • 5th Season • UConn '01

ASSOCIATE HEAD COACH: Tom Garrick • 5th Season • Rhode Island '88

ASSISTANT COACH/RECRUITING COORDINATOR: Ashley Earley • 5th Season • Vanderbilt '05

ASSISTANT COACH/RECRUITING COORDINATOR: Kevin DeMille • 5th Season • UConn '13

ASSISTANT COACH/AST. DIRECTOR OF OPERATIONS: Eric Mundinger • 4th Season • Memphis '20

ASSISTANT COACH: Kaili McLaren • 1st Season • UConn '10

SEC STANDINGS (AS OF DEC. 14)

| Team | Record | SEC | Streak |
|--------------------|--------|-----|--------|
| 2/2 Texas | 12-0 | 0-0 | W-12 |
| 5/5 LSU | 11-0 | 0-0 | W-11 |
| RV/25 Alabama | 10-0 | 0-0 | W-10 |
| Georgia (RV/RV) | 10-0 | 0-0 | W-10 |
| 14/13 Vanderbilt | 9-0 | 0-0 | W-9 |
| 9/9 Oklahoma | 11-1 | 0-0 | W-10 |
| 15/15 Kentucky | 11-1 | 0-0 | W-4 |
| 3/3 South Carolina | 10-1 | 0-0 | W-3 |
| 17/16 Ole Miss | 10-1 | 0-0 | W-2 |
| Mississippi State | 10-1 | 0-0 | W-6 |
| Florida | 10-2 | 0-0 | W-2 |
| 18/18 Tennessee | 7-2 | 0-0 | W-2 |
| Missouri | 10-3 | 0-0 | W-1 |
| Arkansas | 9-3 | 0-0 | W-2 |
| Texas A&M | 6-2 | 0-0 | L-1 |
| Auburn (--/RV) | 8-3 | 0-0 | L-3 |

POLLS

Associated Press Top 25 Week 6

| | |
|--------------------|----------------------|
| 1) UConn (23) | 14) VANDERBILT |
| 2) Texas* (9) | 15) Kentucky* |
| 3) South Carolina* | 16) Southern Cal |
| 4) UCLA | 17) Ole Miss* |
| 5) LSU* | 18) Tennessee* |
| 6) Michigan* | 19) Notre Dame |
| 7) Maryland | 20) Washington |
| 8) TCU | 21) Ohio State |
| 9) Oklahoma* | 22) Louisville |
| 10) Iowa State | 23) Oklahoma State |
| 11) Iowa | 24) Nebraska |
| 12) North Carolina | 25) Michigan State |
| 13) Baylor | *Vanderbilt Opponent |

Received Votes: Princeton, Texas Tech, Georgia*, Alabama*, NC State, Oregon, Stanford, Illinois, West Virginia

WBCA/USA Today Coaches Top 25 Week 6

| | |
|--------------------|----------------------|
| 1) UConn (28) | 14) Baylor |
| 2) Texas* (3) | 15) Kentucky* |
| 3) South Carolina* | 16) Ole Miss* |
| 4) UCLA | 17) Southern Cal |
| 5) LSU* | 18) Tennessee* |
| 6) Maryland | 19) Notre Dame |
| 7) TCU | 20) Louisville |
| 8) Michigan* | 21) Ohio State |
| 9) Oklahoma* | 22) Oklahoma State |
| 10) Iowa State | 23) Washington |
| 11) North Carolina | 24) Michigan State |
| 12) Iowa | 25) Alabama* |
| 13) VANDERBILT | *Vanderbilt Opponent |

Received Votes: Nebraska, Texas Tech, Princeton, Duke, West Virginia, NC State, Georgia*, Oregon, S.D. State, Auburn*



WOMEN'S
BASKETBALL



TV/RADIO ROSTER



**1 MIKAYLA
BLAKES**

G // 5-8 // So.
Somerset, N.J.
Rutgers Prep HS



**2 JADA
BROWN**

G // 5-8 // Sr.
Bentonville, Ark.
Bentonville HS



**3 AUBREY
GALVAN**

G // 5-6 // Fr.
Deerfield, Ill.
Wilmette Loyola
Academy



**4 MADISON
GREENE**

G // 5-6 // Jr.
Columbus, Ohio
Pickerington
Central HS



**8 AVA
BLACK**

F // 5-11 // Fr.
Auburn, N.H.
Tabor Academy (Mass.)



**11 MONIQUE
WILLIAMS**

F // 6-3 // Fr.
Perth, Australia
Wilton Senior HS



**13 JUSTINE
PISSOTT**

G/F // 6-4 // Sr.
Toms River, N.J.
Tennessee
Red Bank Catholic HS



**14 AIYANA
MITCHELL**

F // 6-4 // Jr.
Colorado Springs, Colo.
Fountain-Fort Carson HS



**15 NDJAKALENGA
MWENENTANDA**

G // 6-2 // Gr.
Sioux Falls, S.D.
Texas
Washington HS




**24 AGA
MAKURAT**

G // 6-2 // Jr.
Sierakowice, Poland
Sopocka Akademia
Tenisowa



**30 TRINITY
WILSON**

F // 6-3 // So.
Lakeville, Minn.
Lakeville North HS



**32 AALYAH
DEL ROSARIO**

C // 6-6 // Jr.
Santo Domingo, D.R.
LSU
The Webb School
(Tenn.)



**35 SACHA
WASHINGTON**

F // 6-2 // Gr.
Lawrenceville, Ga.
Collins Hill HS

COACHING STAFF



**SHEA
RALPH**

Head Coach
5th Season




**TOM
GARRICK**

Associate
Head Coach
5th Season




**ASHLEY
EARLEY**

Assistant Coach
5th Season



**KEVIN
DeMILLE**

Assistant Coach
5th Season



**ERIC
MUNDINGER**

Assistant Coach
4th Season



**KAILI
McLAREN**

Assistant Coach
1st Season





VANDERBILT WBB QUICK FACTS

HOME ARENA: MEMORIAL GYMNASIUM (14,316)
2024-25 RECORD: 22-11 (.667)
2024-25 SEC RECORD: 8-8 (.500)
POSTSEASON: 0-1 (NCAA FIRST ROUND)
LETTERWINNERS RETURNING/LOST: 8/5
STARTERS RETURNING/LOST: 1/4
NEWCOMERS: 5

THE UNIVERSITY

LOCATION: NASHVILLE, TENN.
AFFILIATION: NCAA DIVISION I
CONFERENCE: SOUTHEASTERN (SEC)
MASCOT: COMMODORES
COLORS: BLACK & GOLD
CHANCELLOR: DANIEL DIERMEIER
DIRECTOR OF ATHLETICS: CANDICE STOREY LEE
FACULTY ATHLETICS REP: TRACE WILGUS

VANDERBILT WBB STAFF

HEAD COACH: SHEA RALPH • 5TH SEASON
ASSOCIATE HEAD COACH: TOM GARRICK • 5TH SEASON
ASSISTANT COACH/RECRUITING COORD.: ASHLEY EARLEY • 5TH SEASON
ASSISTANT COACH/RECRUITING COORD.: KEVIN DEMILLE • 5TH SEASON
AST. COACH/AST. DIR. OF OPS: ERIC MUNDINGER • 4TH SEASON
ASSISTANT COACH: KAILI MCLAREN • 1ST SEASON
CHIEF OF STAFF/EXECUTIVE DIR. OF OPS: CHRIS BRANN • 5TH SEASON
DIR. OF INTERNAL OPS/ON-CAMPUS RECRUITING COORD.: KOKO NELSON • 5TH SEASON
DIRECTOR OF STRENGTH & CONDITIONING: JENA READY • 2ND SEASON
SENIOR ASSO. ATHLETIC TRAINER: ALLISON SHEPHERD • 5TH SEASON
DIRECTOR OF CREATIVE CONTENT: LEAH DUSTERHOFT • 5TH SEASON
DIR. OF SPECIAL PROJECTS & ATHLETIC CULTURE: WONNE HAWKINS • 2ND SEASON
DIRECTOR OF PLAYER DEVELOPMENT: JORDYN OLIVER • 1ST SEASON
VIDEO COORDINATOR: JT OREM • 2ND SEASON
DIRECTOR OF STUDENT SERVICES: BRITNI LAGEORGE • 9TH SEASON
SPORTS INFORMATION DIRECTOR: CHRIS CASKEY • 3RD SEASON

PROGRAM HISTORY

ALL-TIME RECORD: 917-555 (.622)
ALL-TIME SEC RECORD: 273-281 (.493)
ALL-TIME SEC TOURNAMENT RECORD: 50-39 (.562)
SEC TOURNAMENT TITLES: 6 ('93, '95, '02, '04, '07, '09)
NCAA TOURNAMENT APPEARANCES: 29
NCAA TOURNAMENT RECORD: 40-29 (.560)
LAST NCAA TOURNAMENT APPEARANCE: 2025
LAST POSTSEASON APPEARANCE: 2025 (NCAA)
RECORD UNDER SHEA RALPH: 82-59 (.582)
SEC RECORD UNDER SHEA RALPH: 24-40 (.375)
SEC TOURNAMENT RECORD UNDER SHEA RALPH: 1-3 (.562)
NCAA TOURNAMENT RECORD UNDER SHEA RALPH: 1-2 (.333)
POSTSEASON RECORD UNDER SHEA RALPH: 3-3 (2 NCAA, 1 WNIT)

SOCIAL MEDIA

FACEBOOK: /VANDYWBB
INSTAGRAM: @VANDYWBB
TIKTOK: @VANDYWBB
X/TWITTER: @VANDYWBB
WEBSITE: VUCOMMODORES.com

DORE NOTES

GAME COVERAGE

Monday's contest airs live at 6:30 p.m. CT on SEC Network+, with Andrew Allegretta and Kamera Harris on the call. Fans can listen to Jake Lyman locally on 94.9 The Fan and the Vanderbilt Commodores app outside of Nashville.

NATIONAL RANKINGS

The Commodores came in at No. 14 in the Associated Press top 25 and No. 13 in the USA Today/WBCA Coaches poll. It marks the program's highest ranking in either poll since the 2012-13 season.

It is Vanderbilt's highest ranking in the AP top 25 since Week 2 of the 2012-13 season, when the Dore came in at No. 13.

Vandy's No. 13 ranking in this week's USA Today/WBCA poll is the program's highest placement in the coaches' poll since 2008-09 when the Commodores ended the season at No. 8 in the nation.

NET RANKING

Vanderbilt enters the new week at No. 18 in the NET rankings. The Dore came in at No. 12 in the first NET rankings of the 2025-26 season. The Dore have collected two Quad 2 and Quad 3 wins each through nine contests this season. The NET is an evaluation tool used by the NCAA Selection Committee to determine seeding and bids.

UNDEFEATED

Vanderbilt has won all nine of its games coming into Monday's contest against South Florida. The Dore are 9-0 for the first time since the 2011-12 campaign and is searching for its first 10-0 start since that same season.

The Commodores are one of 12 undefeated teams left in NCAA Division I this season, while they are one of four unbeaten SEC teams.

MIKAYLA'S RECORD-SETTING 1,000 POINTS

Sophomore Mikayla Blakes became the fastest Vanderbilt women's basketball player to score 1,000 career points with a 28-point outing against Virginia in her last time out. Blakes accomplished the feat in 42 games, breaking the previous school record of 57 games held by Chantelle Anderson.

The Vanderbilt All-American is the ninth NCAA women's basketball player to score 1,000 career points in 42 games or fewer since the 1981-82 season. Overall, Blakes is the 13th women's college basketball player to reach the 1,000-point plateau in 42 games or less.

NONCONFERENCE DOMINATION

The Commodores are 58-19 against nonconference foes in the Ralph era. Vanderbilt has won 15 consecutive regular-season games against non-SEC teams heading into Monday's contest against South Florida.

TEAMWORK MAKES THE DREAM WORK

The Commodores rank in the top 10 nationally in assists per game and assist-to-turnover ratio. Vanderbilt is sixth in the nation in assist-to-turnover ratio at 1.76, while the Dore's 20.8 assists per game is eighth-best in NCAA Division I.

Freshman Aubrey Galvan (25th; 2.86) and senior Justine Pissott (59th; 2.25) each rank in the top 60 nationally in assist-to-turnover ratio. Galvan also sits in the top 20 in the country in assists (17th, 63) and assists per game (11th), while her 7.0 assists per game average leads all freshmen nationally.

DORES PUTTING UP THE POINTS

Vanderbilt is putting up 86.2 points per game through nine contests this season, which is the 15-highest scoring average in the nation. The Dore have scored 85-plus points in five games this season, while they've eclipsed the 80-point plateau in six-straight games coming into Monday.





DORE NOTES

RECEIVING HIGH MARKS NATIONALLY

Vanderbilt ranks in the top 20 nationally in 10 different categories. That includes winning percentage (1st; 100%), assist-to-turnover ratio (6th; 1.76), assist per game (8th; 20.8), turnover margin (9th; 10.1), turnovers per game (14th; 11.8), 3-pointers per game (15th; 9.6), scoring margin (15th; 29.2), scoring offense (15th; 86.2), blocks per game (17th; 5.6), steals per game (17th; 13.1),

HOT STARTS

A total of five Vandy upperclassmen are off to career-best starts to open the 2025-26 campaign. Senior Justine Pissott (10.7 ppg), graduate Ndjakalenga Mwenentanda (8.0 ppg), junior Aiyana Mitchell (7.4 ppg), senior Jada Brown (4.8 ppg) and junior Aga Makurat (4.1 ppg) are all posting career-high scoring averages through the first nine games of the season.

BLAKES' SCORING STREAK

Sophomore Mikayla Blakes is riding a 28-game double-digit scoring streak that dates back to last season, coming into Monday's game against South Florida. It is the fifth-longest active scoring streak in the NCAA.

Blakes has scored 25-plus points in each of her last three games, making her the first Commodore in 15 seasons to accomplish the feat. The guard has scored 20-plus points 20 times during the streak. Blakes has registered 10 or more points in 41 of the 42 career games she has played at Vanderbilt.

BALANCED SCORING

Vanderbilt has had three or more players score double-digit points in all but one game to open the 2025-26 season. Recently, the Commodores had three players record double figures in the Dec. 3 win over Virginia.

ONE OF THE NATION'S BEST SCORERS

Sophomore Mikayla Blakes heads into the Monday ranking second in the SEC in scoring at 25.7 points per game, which also ranks as the fourth-best scoring average nationally this season. The 5-8 guard has scored 25-plus points in each of her last three games, making her the first Commodore in 15 seasons to accomplish the feat.

GAME-BY-GAME STARTERS

| Team | G | G | G | F | F | Result |
|------------------|--------|--------|-------------|---------|------------|----------|
| vs. California | Galvan | Blakes | Mwenentanda | Pissott | Washington | W, 74-65 |
| Furman | Galvan | Blakes | Mwenentanda | Pissott | Washington | W, 96-48 |
| at Austin Peay | Galvan | Blakes | Mwenentanda | Pissott | Washington | W, 75-65 |
| at Western Ky. | Galvan | Blakes | Mwenentanda | Pissott | Washington | W, 87-49 |
| Alabama State | Galvan | Blakes | Mwenentanda | Pissott | Washington | W, 92-38 |
| Tennessee State | Galvan | Blakes | Mwenentanda | Pissott | Washington | W, 99-43 |
| vs. Oregon State | Galvan | Blakes | Mwenentanda | Pissott | Washington | W, 88-66 |
| vs. BYU | Galvan | Blakes | Mwenentanda | Pissott | Washington | W, 84-71 |
| Virginia | Galvan | Blakes | Mwenentanda | Pissott | Washington | W, 81-68 |

LINEUP RECORDS

Galvan/Blakes/Mwenentanda/Pissott/Washington 9-0

STAT SUPERLATIVES

MOST GAMES PLAYED

112 • NDJAKALENGA MWENENTANDA*

MOST GAMES PLAYED AT VANDERBILT

108 • SACHA WASHINGTON

MOST GAMES STARTED

81 • SACHA WASHINGTON

MOST GAMES STARTED AT VANDERBILT

81 • SACHA WASHINGTON

MOST CONSECUTIVE GAMES PLAYED

43 • AIYANA MITCHELL

MOST CONSECUTIVE GAMES STARTED

14 • MIKAYLA BLAKES

GAMES W/ DOUBLE-DIGIT POINTS

| | 2025-26 CAREER | |
|--------------------------|----------------|----|
| MIKAYLA BLAKES | 9 | 41 |
| SACHA WASHINGTON | 6 | 55 |
| JUSTINE PISSOTT* | 5 | 14 |
| AUBREY GALVAN | 5 | 5 |
| AIYANA MITCHELL | 4 | 6 |
| NDJAKALENGA MWENENTANDA* | 3 | 21 |
| AGA MAKURAT | 1 | 5 |
| JADA BROWN | 1 | 3 |
| AVA BLACK | 1 | 1 |
| MADISON GREENE | -- | 13 |
| AALYAH DEL ROSARIO* | -- | 4 |

20-PLUS POINT GAMES 2025-26 CAREER

| | | |
|---------------------|----|----|
| MIKAYLA BLAKES | 7 | 28 |
| AGA MAKURAT | 1 | 1 |
| SACHA WASHINGTON | -- | 6 |
| MADISON GREENE | -- | 1 |
| AALYAH DEL ROSARIO* | -- | 1 |

30-PLUS POINT GAMES 2025-26 CAREER

| | | |
|------------------|----|---|
| MIKAYLA BLAKES | 2 | 7 |
| SACHA WASHINGTON | -- | 1 |

40-PLUS POINT GAMES 2025-26 CAREER

| | | |
|----------------|----|---|
| MIKAYLA BLAKES | -- | 2 |
|----------------|----|---|

50-PLUS POINT GAMES 2025-26 CAREER

| | | |
|----------------|----|---|
| MIKAYLA BLAKES | -- | 2 |
|----------------|----|---|

GAMES W/ DOUBLE-DIGIT REBOUNDS

| | 2025-26 CAREER | |
|--------------------------|----------------|----|
| SACHA WASHINGTON | 3 | 30 |
| MIKAYLA BLAKES | 1 | 1 |
| AIYANA MITCHELL | 1 | 1 |
| JUSTINE PISSOTT | 1 | 1 |
| AALYAH DEL ROSARIO* | -- | 2 |
| NDJAKALENGA MWENENTANDA* | -- | 1 |

DOUBLE-DOUBLES 2025-26 CAREER

| | | |
|--------------------------|----|----|
| SACHA WASHINGTON | 2 | 24 |
| MIKAYLA BLAKES | 1 | 1 |
| AIYANA MITCHELL | 1 | 1 |
| AUBREY GALVAN | 1 | 1 |
| JUSTINE PISSOTT | 1 | 1 |
| AALYAH DEL ROSARIO* | -- | 1 |
| NDJAKALENGA MWENENTANDA* | -- | 1 |

CURRENT DOUBLE-DIGIT SCORING STREAK

28 • MIKAYLA BLAKES

CONSECUTIVE GAMES W/ MADE 3-POINTER

16 • MIKAYLA BLAKES

CONSECUTIVE GAMES W/ AN ASSIST

26 • MIKAYLA BLAKES

CONSECUTIVE GAMES W/ A STEAL

8 • MIKAYLA BLAKES

CONSECUTIVE GAMES W/ A BLOCK

-- • --

* PLAYED AT ANOTHER SCHOOL





PLAYER QUICK NOTES

**1 • MIKAYLA BLAKES**

G • 5-8 • So. • Somerset, N.J. (Rutgers Prep HS)
Medicine, Health & Society

| | GP-GS | MIN/G | FG% | 3FG% | FT% | R/G | A/G | STL | BLK | PTS/G |
|---------------|-------|-------|------|------|------|-----|-----|-----|-----|-------|
| '25-26 | 9-9 | 32.7 | .470 | .328 | .800 | 4.3 | 3.9 | 3.7 | 0.4 | 25.7 |
| CAREER | 42-41 | 32.3 | .459 | .339 | .866 | 3.6 | 3.3 | 2.6 | 0.3 | 23.8 |

- Ranks 4th in NCAA in scoring at 25.7 ppg
- Riding a 28-game double-digit scoring streak
- NCAA Freshman Single-Game Scoring Record Holder w/ 55 pts at Auburn on 2/16/25
- SEC & Vanderbilt Single-Game Scoring Record Holder (55 pts, at Auburn, 2/16/25)
- Six-time All-American & USBWA National FOTY ('25)
- Scored double figures in 41 of her 42 career gms

TOP GAMES

| '25-26 SEASON | CAREER |
|---|---|
| PTS 35 • vs. Oregon St. (11/27/25) | PTS 55 • at Auburn (02/16/25) |
| REB 10 • at Western Ky. (11/19/25) | REB 10 • at Western Ky. (11/19/25) |
| AST 7 • Virginia (12/03/25) | AST 8 • Hampton (11/20/24) |

**2 • JADA BROWN**

G • 5-8 • Sr. • Bentonville, Ark. (Bentonville HS)
Human & Organizational Development • (Jay-Duh)

| | GP-GS | MIN/G | FG% | 3FG% | FT% | R/G | A/G | STL | BLK | PTS/G |
|---------------|-------|-------|------|------|-------|-----|-----|-----|-----|-------|
| '25-26 | 9-0 | 18.5 | .378 | .409 | 1.000 | 1.1 | 1.6 | 1.0 | 0.1 | 4.8 |
| CAREER | 73-22 | 13.8 | .308 | .307 | .83 | 0.9 | 0.7 | 0.4 | 0.0 | 2.8 |

- Kay Yow Servant Leadership Recipient
- Scored season-high 10 points vs. Furman (11/10/25)
- Averaging career-best 4.8 ppg in '25-26
- Two-time SEC Winter Academic Honor Roll
- TikTok account generated 5.7 millions likes & 109,000 followers

TOP GAMES

| '25-26 SEASON | CAREER |
|--|--|
| PTS 10 • Furman (11/10/25) | PTS 12 • vs. NC State (11/24/22) |
| REB 3 • vs. Oregon St. (11/27/25) | REB 4 (4x) • Last: Radford (12/31/22) |
| AST 4 • Alabama State (11/21/25) | AST 5 • Tarleton State (11/15/22) |

**3 • AUBREY GALVAN**

G • 5-6 • Fr. • Deerfield, Ill. (Wilmette Loyola Academy)
Undeclared

| | GP-GS | MIN/G | FG% | 3FG% | FT% | R/G | A/G | STL | BLK | PTS/G |
|---------------|-------|-------|------|------|------|-----|-----|-----|-----|-------|
| '25-26 | 9-9 | 33.6 | .384 | .333 | .714 | 3.9 | 7.0 | 3.2 | 0.1 | 10.4 |
| CAREER | 9-9 | 33.6 | .384 | .333 | .714 | 3.9 | 7.0 | 3.2 | 0.1 | 10.4 |

- Leads all NCAA FR in assists per game (7.0)
- Ranks 11th in NCAA in APG & 17th in assists (63) (11/10/25)
- First NCAA player to begin her career with 7-plus assists & 7-plus rebounds since at least 1999-00
- Tied Vandy FR. Single-Gm Record for most assists (15) and steals (9) vs. TSU on Nov. 23, 2025
- Works out with WNBA All-Star Jewell Loyd

TOP GAMES

| '25-26 SEASON | CAREER |
|--|--|
| PTS 18 • at APSU (11/12/25) | PTS 18 • at APSU (11/12/25) |
| REB 9 • vs. California (11/3/25) | REB 9 • vs. California (11/3/25) |
| AST 15 • Tennessee St. (11/23/25) | AST 15 • Tennessee St. (11/23/25) |

**4 • MADISON GREENE**

G • 5-6 • Jr. • Columbus, Ohio (Pickerington Central HS)
Medicine, Health & Society

| | GP-GS | MIN/G | FG% | 3FG% | FT% | R/G | A/G | STL | BLK | PTS/G |
|---------------|-------|-------|-------|-------|-------|-----|-----|-----|-----|-------|
| '25-26 | -- | -- | -- | -- | -- | -- | -- | -- | -- | -- |
| CAREER | 44-4 | 20.2 | .42.9 | .35.4 | .81.4 | 2.0 | 1.3 | 1.3 | 0.0 | 6.8 |

- Will miss 2025-26 season due to injury
- Scored a career-high 25 pts at Dayton on 12/19/24
- Led the team in points off the bench at 7.3 ppg in '24-25
- First Dore since 2017-18 to score 25-plus pts off the bench
- Double-digit pts off the bench in 8 games in '24-25

TOP GAMES

| '25-26 SEASON | CAREER |
|---------------------|---------------------------------------|
| PTS -- -- -- | PTS 25 • at Dayton (12/19/24) |
| REB -- -- -- | REB 6 • Alabama A&M (12/29/24) |
| AST -- -- -- | AST 6 • Samford (11/22/24) |

**8 • AVA BLACK**

G • 5-11 • Fr. • Auburn, N.H. (Tabor Academy)
Undeclared

| | GP-GS | MIN/G | FG% | 3FG% | FT% | R/G | A/G | STL | BLK | PTS/G |
|---------------|-------|-------|------|------|------|-----|-----|-----|-----|-------|
| '25-26 | 6-0 | 12.7 | .500 | .333 | .500 | 3.2 | 1.2 | 1.2 | 0.2 | 4.0 |
| CAREER | 6-0 | 12.7 | .500 | .333 | .500 | 3.2 | 1.2 | 1.2 | 0.2 | 4.0 |

- Made her Vandy debut vs. Furman (11/10)
- Scored career-high 11 pts vs. Ala. State (11/21)
- Ranked as one of New England's Top Prospects
- First player from N.H. in program history
- Attended '23 USA WBB U16 National Trials

TOP GAMES

| '25-26 SEASON | CAREER |
|---|---|
| PTS 11 • Alabama State (11/21/25) | PTS 11 • Alabama State (11/21/25) |
| REB 6 • 2x, Last: Tenn. St. (11/23/25) | REB 6 • 2x, Last: Tenn. St. (11/23/25) |
| AST 2 • 2x, Last: Tenn. St. (11/23/25) | AST 2 • 2x, Last: Tenn. St. (11/23/25) |

**11 • MONIQUE WILLIAMS**


F • 6-3 • Fr. • Perth, Australia (Willeton Senior HS)
Undeclared • (Moh-NEEK)

| | GP-GS | MIN/G | FG% | 3FG% | FT% | R/G | A/G | STL | BLK | PTS/G |
|---------------|-------|-------|------|------|------|-----|-----|-----|-----|-------|
| '25-26 | 4-0 | 5.2 | .000 | .000 | .500 | 0.8 | 0.0 | 0.0 | 0.0 | 0.5 |
| CAREER | 4-0 | 5.2 | .000 | .000 | .500 | 0.8 | 0.0 | 0.0 | 0.0 | 0.5 |

- Made her Vandy debut vs. Furman (11/10)
- Enrolled after the 2024 Fall semester and begins her in '25-26 with four years of eligibility
- Helped Australia win Silver at the FIBA U20 Women's World Cup & Gold at the FIBA U18 Women's Asia Cup
- Second player from Australia in program history

TOP GAMES

| '25-26 SEASON | CAREER |
|---|---|
| PTS 2 • Tennessee St. (11/23/25) | PTS 2 • Tennessee St. (11/23/25) |
| REB 2 • Alabama State (11/21/25) | REB 2 • Alabama State (11/21/25) |
| AST -- -- -- | AST -- -- -- |

**13 • JUSTINE PISSOTT**

G/F • 6-4 • Sr. • Toms River, N.J. (Tennessee)
Human & Organizational Development • (Pih-SOT)

| | GP-GS | MIN/G | FG% | 3FG% | FT% | R/G | A/G | STL | BLK | PTS/G |
|---------------|-------|-------|------|------|------|-----|-----|-----|-----|-------|
| '25-26 | 8-8 | 27.3 | .443 | .423 | .750 | 5.8 | 2.9 | 0.4 | 0.8 | 10.9 |
| CAREER | 91-36 | 14.6 | .379 | .365 | .735 | 2.0 | 0.7 | 0.2 | 0.3 | 4.9 |

- Appeared in 65 games and made 35 starts at Vanderbilt
- Holds a 37.9% 3-point field goal % at Vandy
- Averaging career-best 10.9 ppg in '25-26
- 3rd in SEC & 47th in NCAA in 3-Pt Per Gm (2.8)
- Played at Tennessee as a FR & is the first-known Vandy player to transfer from UT

TOP GAMES

| '25-26 SEASON | CAREER |
|------------------------------------|------------------------------------|
| PTS 18 • vs. BYU (11/29/25) | PTS 18 • vs. BYU (11/29/25) |
| REB 10 • vs. BYU (11/29/25) | REB 10 • vs. BYU (11/29/25) |
| AST 6 • Furman (11/10/25) | AST 6 • Furman (11/10/25) |

**14 • AIYANA MITCHELL**

F • 6-4 • Jr. • Colorado Springs, Colo. (Fountain-Carson HS)
Medicine, Health & Society • (EYE-On-Uh)

| | GP-GS | MIN/G | FG% | 3FG% | FT% | R/G | A/G | STL | BLK | PTS/G |
|---------------|-------|-------|------|------|------|-----|-----|-----|-----|-------|
| '25-26 | 9-0 | 16.7 | .667 | .000 | .600 | 5.8 | 0.7 | 0.9 | 1.4 | 7.4 |
| CAREER | 57-1 | 10.2 | .578 | .000 | .606 | 2.7 | 0.4 | 0.4 | 0.7 | 3.5 |

- Leads the team pts off bench at 7.4 ppg
- Ranks 9th in SEC & 86th in NCAA in Blk Per Gm (1.4)
- Scored double-digits in three-straight games off the bench to begin 2025-26
- Shooting 66.7 percent from the field in '25-26
- Played in a team-best 43-straight games

TOP GAMES

| '25-26 SEASON | CAREER |
|---|--|
| PTS 12 • 2x, Last: Furman (11/10/25) | PTS 12 • vs. California (11/3/25) |
| REB 10 • vs. California (11/3/25) | REB 10 • vs. California (11/3/25) |
| AST 3 • vs. California (11/3/25) | AST 3 • vs. California (11/3/25) |

**15 • NDJAKALENGA MWENENTANDA**

G • 6-2 • Sr. • Sioux Falls, S.D. (Texas)
Undeclared • (JACK-UH-LANG-UH MWEN-EN-TAWN-DUH)

| | GP-GS | MIN/G | FG% | 3FG% | FT% | R/G | A/G | STL | BLK | PTS/G |
|---------------|--------|-------|------|------|------|-----|-----|-----|-----|-------|
| '25-26 | 9-9 | 19.6 | .551 | .533 | .769 | 2.8 | 1.2 | 0.8 | 0.4 | 8.0 |
| CAREER | 112-27 | 13.9 | .432 | .250 | .711 | 2.3 | 0.8 | 0.5 | 0.3 | 4.8 |

- Averaging a career-best 8.0 ppg & 55.1 FG% in '25-26
- Made a personal-best 83-Pt FGs in '25-26
- Transferred to Vandy after three seasons at Texas
- Ndjakalenga mean "A gift of luck" from her mom's Luba tribe in Democratic Republic of the Congo
- Won 3 Big 12 titles (2 tour., 1 reg.) and 1 SEC reg. season title at Texas
- Played in 10 NCAA Tour. games and 2 Elite Eights

TOP GAMES

| '25-26 SEASON | CAREER |
|---|--|
| PTS 16 • 2x, Last: Virginia (12/03/25) | PTS 19 • Illinois (03/24/25) |
| REB 7 • Virginia (12/03/25) | REB 11 • at Miss. State (02/27/25) |
| AST 4 • Furman (11/10/25) | AST 4 • 5x, Last: Furman (11/10/25) |

**24 • AGA MAKURAT**

G • 6-2 • Jr. • Sierakowice, Poland (Sopocka Akademia Tenisowa)
Human & Organizational Development • (AH-Gah MOCK-ew-RAH)

| | GP-GS | MIN/G | FG% | 3FG% | FT% | R/G | A/G | STL | BLK | PTS/G |
|---------------|-------|-------|------|------|------|-----|-----|-----|-----|-------|
| '25-26 | 9-0 | 11.1 | .429 | .318 | .000 | 1.4 | 0.7 | 0.4 | 0.3 | 4.1 |
| CAREER | 56-3 | 12.7 | .350 | .312 | .800 | 1.6 | 0.6 | 0.3 | 0.4 | 3.8 |

- Scored a career-high 21 pts vs. Ala. St. (11/21)
- Averaging a career-best 4.1 ppg in '25-26
- Member of the Polish National Team
- First player from Poland in program history
- Appeared in 56 career games with three starts at Vanderbilt

TOP GAMES

| '25-26 SEASON | CAREER |
|---|---|
| PTS 21 • Alabama State (11/21/25) | PTS 21 • Alabama State (11/21/25) |
| REB 5 • Furman (11/10/25) | REB 7 • at South Carolina (1/28/24) |
| AST 3 • Tennessee State (11/23/25) | AST 3 • 4x, Last: Tenn. St. (11/23/24) |



PLAYER QUICK NOTES



30 • TRINITY WILSON

F • 6-3 • So. • Lakeville, Minn. (Lakeville North HS)
Human & Organizational Development

| | GP-GS | MIN/G | FG% | 3FG% | FT% | R/G | A/G | STL | BLK | PTS/G |
|--------|-------|-------|------|------|------|-----|-----|-----|-----|-------|
| 25-26 | 2-0 | 2.0 | .000 | .000 | .500 | 0.0 | 0.0 | 0.5 | 0.0 | 0.5 |
| CAREER | 14-0 | 4.2 | .381 | .000 | .400 | 1.1 | 0.6 | 1 | 2 | 1.3 |

- Made season debut vs. Furman (11/10)
- Played in 12 games, all off the bench, in her first year at Vanderbilt
- Scored career-best 6 pts vs. West Ga. (12/21/24)
- Fourth player from Minnesota in program history and first since 2016-17

TOP GAMES

| '25-26 SEASON | CAREER |
|---------------------------|--|
| PTS 1 • Furman (11/10/25) | PTS 6 • West Georgia (12/21/24) |
| REB -- • -- | REB 5 (2x) • Last: APSU (11/8/24) |
| AST -- • -- | AST 1 (5x) • Last: Ala. A&M (12/29/24) |



32 • AALYAH DEL ROSARIO

C • 6-6 • Jr. • Santo Domingo, D.R. (LSU)
Undeclared

| | GP-GS | MIN/G | FG% | 3FG% | FT% | R/G | A/G | STL | BLK | PTS/G |
|--------|-------|-------|------|------|------|-----|-----|-----|-----|-------|
| 25-26 | 7-0 | 7.8 | .583 | .000 | .462 | 2.0 | 0.7 | 0.4 | 1.1 | 2.9 |
| CAREER | 72-1 | 9.0 | .509 | .000 | .540 | 2.8 | 0.2 | 0.3 | 0.6 | 3.5 |

- Transferred to Vanderbilt after two seasons at LSU
- Played in 65 games with one start with the Tigers
- Appeared in six NCAA Tournament games and has played in the Elite 8 in each of the last two seasons with the Tigers
- First player from Dominican Republic in program history

TOP GAMES

| '25-26 SEASON | CAREER |
|--|---|
| PTS 5 • 2x, Last: at WKU (11/19/25) | PTS 27 • McNeese St. (12/12/23) |
| REB 5 • Alabama State (11/21/25) | REB 10 (2x) • Last: Coppin St. (12/20/23) |
| AST 2 • 2x, Last: Tenn. St. (11/23/25) | AST 2 • 3x, Last: Tenn. St. (11/23/25) |



35 • SACHA WASHINGTON

F • 6-2 • Gr. • Lawrenceville, Ga. (Collins Hill HS)
Human & Organizational Development • (Sah-SHUH)

| | GP-GS | MIN/G | FG% | 3FG% | FT% | R/G | A/G | STL | BLK | PTS/G |
|--------|--------|-------|------|------|------|-----|-----|-----|-----|-------|
| 25-26 | 9-9 | 22.1 | .528 | .000 | .619 | 7.9 | 1.4 | 1.6 | 0.9 | 9.9 |
| CAREER | 108-81 | 24.7 | .490 | .000 | .638 | 7.3 | 1.1 | 1.1 | 1.1 | 10.2 |

- Leads team in rebounding (7.9 rpg)
- Leads SEC & ranks 13th in NCAA in off. reb (4.2)
- Active SEC leader in career rebounds w/ 791
- Only active SEC player w/ over 1,000 pts, 700 reb. and 100 blocks in their career
- One of six active SEC players w/ 100-plus career blks
- Leads Vandy in career games played w/ 108

TOP GAMES

| '25-26 SEASON | CAREER |
|---|----------------------------------|
| PTS 13 • 2x, Last: Tenn. St. (11/23/25) | PTS 33 • vs. La. Tech (12/03/22) |
| REB 12 • vs. BYU (11/29/25) | REB 17 • Fairfield (11/12/23) |
| AST 6 • vs. BYU (11/29/25) | AST 7 • Fairfield (11/12/23) |



HC • SHEA RALPH

Fifth Season • UConn '01
7-Time NCAA National Champion • 2000 NCAA Tournament MOP

- 82-59 overall record through five seasons at Vanderbilt
- Led the Commodores to each of the last two NCAA Tournaments, marking the first time Vanderbilt has earned consecutive March Madness bids since going to 15-straight from 1999-2014
- First Vanderbilt women's coach to defeat Tennessee twice in the same season (2024-25)
- Guided Vanderbilt to its first NCAA Tournament bid since the 2014 NCAA Tournament in 2023-24 and posted the Dore's first NCAA Tournament victory since 2013
- Posted the largest win improvement from one season to next in school history during the 2023-24 season, as Vandy's 23 victories marked an 11-win improvement from 2022-23
- Guided Vandy to a school record six SEC road wins in '23-'24
- Six players have earned All-SEC honors under Ralph

RALPH COACHING CAREER AT VANDERBILT

| SEASON | OVERALL | SEC | SEC FINISH | POSTSEASON |
|---------|---------|-------|------------|----------------|
| 2021-22 | 16-19 | 4-12 | T-12th | WNIT, Sweet 16 |
| 2022-23 | 12-19 | 3-13 | 12th | -- |
| 2023-24 | 23-10 | 9-7 | 6th | NCAA, 1st Rd |
| 2024-25 | 22-11 | 8-8 | T-8th | NCAA, 1st Rd |
| 2025-26 | 9-0 | 0-0 | -- | |
| TOTAL | 82-59 | 24-40 | | 2 NCAA, 1 WNIT |

DORE NOTES

TALL DORES

Vanderbilt has eight players who are 6-2 or taller on its 2025-25 season, with the tallest player being 6-6 center Aalyah Del Rosario. The 2025-26 Commodores hold an average height of 6-1, a growth spurt of four inches compared to their team average height of 5-10 from a season ago.

The increase in height on the roster has allowed the Dore's to rank 17th in the NCAA in blocks per game at 5.6. Junior Aiyana Mitchell is ninth in the SEC in blocks per game at 1.4, which also ranks 86th in all of NCAA Division I.

SACHA & MIKAYLA MOVING UP THE VANDY SCORING LIST

Graduate Sacha Washington and sophomore Mikayla Blakes are each climbing up the Vanderbilt all-time scoring list this season. The Commodore duo are just one of two sets of teammates in the SEC to have scored 1,000-plus career points, joining LSU who has three players.

Washington is currently 31st on Vanderbilt's all-time scoring list with 1,097 career points. She needs eight points to pass Mara Cunningham (1,104 pts; 1993-96) for 30th and 36 points to move into 29th, which is currently occupied by Jence Rhoads (1,132 pts; 2008-11).

Blakes, who recently became the fastest Commodore to score 1,000 career points, ranks 43rd on Vandy's all-time scoring list with 1,000 points. She is four points away from passing Shelley Jarrard (1,003 pts; 1990-93) for 42nd and six points from sliding into 41st, which is currently held by Caroline Williams (1,005 pts; 2004-07). Blakes needs 18 points to pass Rhonda Blades (1,018 pts; 1992-95) for 40th and 29 points to move into 39th, which is held by Patsy Smith (1,028; 1985-88).

NDJAKALENGA LIGHTS UP FROM DEEP

Graduate Ndjakalenga Mwenentanda has found her stroke from behind the arc to begin her lone season as a Commodore, as the Texas transfer is shooting a career-best 53.3 percent (8-of-15) on 3-point field goals. The 6-2 guard has made eight 3-pointers in nine games this season, which is one more than she had during her entire 103-game career at Texas.

MITCH'S BREAKOUT

Junior Aiyana Mitchell has enjoyed a breakout over the first seven games of the 2025-26 season, as the 6-4 forward is averaging a career-best 7.4 points and 6.3 per game off the bench. Mitchell opened the season with three-straight double-digit scoring performances.





DORE NOTES

AUBREY THE BALLER

Freshman Aubrey Galvan has made an immediate impact on Vanderbilt. The 5-6 point guard is the first NCAA Division I women's basketball player since at least 1999-00 to register 7-plus assists and 7-plus rebounds in back-to-back games to begin her career.

Galvan dished out a career-high eight assists in three separate games this season, which includes an 8-assist effort her last time out against Alabama State on Friday. Galvan is currently third in the nation in assists with 49, while she is fifth in assists per game at 8.2, as both marks ranks second in the SEC.

WELL-TRAVELED COMMODORES

Vanderbilt opened the 2025-26 season with a long excursion, as the Commodores endured a 10-day stretch from Oct. 26 to Nov. 4 where they traveled roughly 9,458 miles.

The Commodores began the season playing in a pair of premier women's basketball events. Vandy defeated Memphis, 104-68, in an exhibition game at the FedExForum for the 2025 Hoops for St. Jude® Tip Off Classic. After making the 424-mile round-trip to Memphis, the Does traveled roughly 9,000 miles round-trip to Paris, France for Oui-Play Paris 2025. The Does spent Oct. 29-Nov. 4 in the City of Light, and knocked off California, 74-65, on Nov. 3.

TV READY

Vanderbilt has 12 nationally televised games during the 2025-26. Vanderbilt plays on ESPN, ESPN2, or ESPNU a total of six times and will have five games on SEC Network in 2025-26. The Does play once on FOX for the Coretta Scott King Classic on Jan. 19.

BLAKES FEAST ON THANKSGIVING

Sophomore Mikayla Blakes scored a season-high 35 points in Thursday's win over Oregon State at the Paradise Island Jam. The guard was efficient throughout the evening for the Commodores, as Blake shot 54.5 percent from the field, going 12-of-22. Her 35-point performance against the Beavers marks the seventh time Blakes has registered 30-plus points in her collegiate career, while it is her second 30-point game of this season. All 35 points Blakes scored came in the first three quarters of play, as the Does maintained a 20-plus-point lead in the final frame.

JUSTINE'S BIG THANKSGIVING WEEKEND

Senior Justine Pissott had a massive Thanksgiving weekend at the Paradise Jam, as the 6-4 guard was selected to the Island Division All-Tournament team after averaging 17.5 points, 8.0 rebounds and 3.0 assists in a pair of wins to help the Does win the Paradise Jam Island Division. She hit nine 3-pointers in total in the U.S. Virgin Islands and shot an even 50 percent from behind the arc.

Pissott recorded her first career double-double in Game 2 at the Paradise Jam, as she tallied a career-high 18 points to go along with a personal-best 10 rebounds in a victory over BYU.

AUBREY'S RECORD-MATCHING PERFORMANCE AGAINST TSU

Aubrey Galvan dished out 15 assists and had nine steals to tie the Vandy freshman single-game record in the victory over Tennessee State on Nov. 23. Her 15 helpers against the Tigers matched Ashley Smith's freshman program record, which she set on Nov. 29, 1998, against Hampton. Galvan's nine steals vs. TSU equaled Deborah Denton's record set against New Mexico State on Jan. 4, 1987.

DOUBLE TROUBLE AGAINST THE TIGERS

Graduate Sacha Washington and freshman Aubrey Galvan each had a double-double in Sunday's 99-43 victory over Tennessee State. Washington posted her second double-double of the season with a 13-point, 10-rebound effort against the Lady Tigers, while Galvan flirted with a triple-double, as she scored 16 points to go along with 15 assists and nine steals. It marked the first time a pair of Commodores had a double-double in the same game since Dec. 14, 2024, against Evansville.

WASHINGTON'S DOUBLE-DOUBLE IN CLARKSVILLE

Graduate Sacha Washington recorded a double-double in the win at Austin Peay, as the 6-2 forward scored 10 points and pulled down 10 rebounds. It is Washington's 23rd career double-double at Vanderbilt, while it is her first since March 20, 2024, after she missed last season due to a medical condition.

AUBREY IN PARIS

Freshman Aubrey Galvan flirted with a triple-double in her Vanderbilt debut, as the 5-6 guard collected nine rebounds, seven points and seven assists against California in Paris.

Galvan's nine rebounds are the most by a Commodore freshman in their debut since Koi Love's 10-carom effort against Jacksonville State on Nov. 5, 2019.

Her seven assists are the most by a Vanderbilt freshman in their debut since Minta Spears had seven assists against Mississippi Valley State on Nov. 15, 2015.

MITCH'S DOUBLE-DOUBLE OFF THE BENCH IN PARIS

Junior Aiyana Mitchell collected her first career double-double in the 2025-26 season-opening win over California. The 6-4 forward scored a personal-best 12 points pulled down 10 rebounds and had three assists, blocks and steals each in a career-high 25 minutes off the bench. Mitchell is the first Commodore to register a double-double in a reserve role since Leilani Kapinus had an 11-rebound, 10-point effort against Evansville on Dec. 14, 2024.

ELITE SCORER RETURNS

Vanderbilt sophomore Mikayla Blakes returns the fourth-highest scoring average in all of NCAA Division I, as last year's USBWA Tamika Catchings National Freshman of the Year returns 23.3 points per game from a season ago. Blakes is also the top returning scorer among all returning SEC players this season.

WELCOME BACK SACHA

Vanderbilt graduate Sacha Washington played in her first official game for the Commodores in 957 days in Paris after she redshirted the 2024-25 campaign due to a medical condition. The 6-2 forward registered 10 points, eight rebounds and a team-high four steals in 27 minutes of action. It was her 50th career game with 10 points or more.



DORE NOTES

SEC PROJECTIONS

Expectations are high for the Commodores coming into the 2025-26 season, as the Commodores had their highest placement in the preseason SEC polls under Shea Ralph. Vanderbilt was selected to finish seventh in the preseason SEC media poll, while the league's coaches projected an eighth-place finish for the Dores. Vanderbilt has posted back-to-back non-losing campaigns in SEC play, winning a total of 17 conference games over the last two seasons.

Sophomore Mikayla Blakes earned preseason first-team All-SEC honors from both the coaches and media. The guard is the top returning scorer in the SEC this season, as she averaged 23.3 points per game as a freshman a season ago.

ONE OF THE SEC'S BEST RETURNS

Graduate Sacha Washington returns to action after missing the 2024-25 campaign with a medical issue. Now with a clean bill of health, the 6-2 forward looks to pick up where she left off in 2022-23. Washington is the only active SEC player to collect over 1,000 points, 700 rebounds, and 100 blocks in their career.

She became the 41st Commodore to score 1,000 career points during Vanderbilt's 2024 NCAA Tournament run. She comes into the year having amassed 1,008 points, 720 rebounds, 108 blocks, and 105 assists in 99 career games with 72 starts.

2025-26 ROSTER BREAKDOWN

Vanderbilt returns seven players from last season's squad and rounded out the roster with five newcomers. The Commodores also welcomed back the return of graduate Sacha Washington after she redshirted last season due to a medical condition.

Sophomore Mikayla Blakes is the lone returning starter from last year's 22-win team, while Washington has started in 72 career games at Vanderbilt and has averaged double-digit points in each of her three seasons at Vandy. Along with Blakes, the Commodores bring back Jada Brown, Madison Greene, Justine Pissott, Aiyana Mitchell, Aga Makurat and Trinity Wilson.

The Dores brought in a pair of NCAA Division I transfers and three high schoolers. Graduate Ndjakalenga Mwenentanda and junior Aalyah Del Rosario bring ample March Madness experience, playing in a combined 16 NCAA Tournament games. Mwenentanda, a 6-2 guard, comes to the Music City after a three-year tenure at Texas, where she started for the Longhorns in the Sweet 16, Elite 8 and Final Four. Del Rosario, a 6-6 center, transferred in from LSU, where she was an All-SEC freshman team selection in 2023-24.

Freshmen Ava Black, Aubrey Galvan and Monique Williams round out the roster. Williams enrolled at Vanderbilt for the 2025 Spring semester and practiced with the team. Black and Galvan come to the program with high profiles, with Black being ranked as one of New England's top prospects and Galvan being the MaxPreps Illinois Player of the Year.



2025-26 HONORS & AWARDS

MIKAYLA BLAKES • So. • 5-8 • G • Somerset, N. J.

- TWSA Player of the Week (Dec. 9)
- NCAA Starting Five (Dec. 9)
- SEC Co-Player of the Week (Dec. 2)
- USBWA Ann Meyers Drysdale National Players of the Week (Dec. 2)
- Paradise Jam Island Division MVP (Nov. 29)
- Paradise Jam Island Division All-Tournament Team (Nov. 29)
- USBWA Ann Meyers Drysdale Player of the Year Preseason Watch List (Nov. 7)
- WBCA Wade Trophy Player Watch List (Nov. 5)
- USA Today Sports Network Preseason All-America Second Team (Oct. 31)
- Jersey Mike's Naismith Trophy Women's College Player of the Year Watch List (Oct. 30)
- The Athletic Preseason All-America First Team (Oct. 28)
- Preseason Ann Meyers Drysdale Shooting Guard of the Year Award Watch List (Oct. 28)
- Preseason All-SEC First Team - Coaches (Oct. 22)
- Preseason All-SEC First Team - Media (Oct. 13)

SACHA WASHINGTON • Gr. • 6-2 • F • Lawrenceville, Ga.

- Preseason Katrina McLain Power Forward of the Year Award Watch List (Oct. 30)

AALYAH DEL ROSARIO • Jr. • 6-6 • C • Santo Domingo, D.R.

- Preseason Lisa Leslie Center of the Year Award Watch List (Oct. 31)

JADA BROWN • Sr. • 5-8 • G • Bentonville, Ark.

- Kay Yow Servant Leader Award

AUBREY GALVAN • Fr. • 5-6 • G • Deerfield, Ill.

- SEC Co-Freshman of the Week (Nov. 25)
- NCAA Starting Five (Nov. 25)

JUSTINE PISSOTT • Sr. • 6-4 • G/F • Toms River, N.J.

- Paradise Jam Island Division All-Tournament Team (Nov. 29)

HONORS & AWARDS NOTES

BLAKES NAMED SEC PLAYER OF THE WEEK (DEC. 2)

Mikayla Blakes' Thanksgiving weekend feast at the 2025 U.S. Virgin Islands Paradise Jam earned her SEC Co-Player of the Week honors, as the All-American captures her first weekly award from the conference this season.

Blakes was named the Island Division MVP at the Paradise Jam after averaging 31.0 points, 5.0 assists, 4.0 rebounds and 3.0 steals per game. Her efforts helped the Commodores go 2-0 in the U.S. Virgin Islands to win the Island Division title. The Vanderbilt guard shares the SEC Player of the Week honor with Rori Harmon of Texas.

It is the second time that the sophomore has won SEC Player of the Week, as she previously earned the distinction during her freshman campaign on Feb. 11, 2025. It is Blakes' ninth SEC weekly award in her career, as she was named SEC Freshman of the Week a school-record seven times last season.

BLAKES SELECTED TO USBWA ANN MEYERS DRYSDALE NATIONAL PLAYERS OF THE WEEK (DEC. 2)

Blakes' high-end performance in the U.S. Virgin Islands also earned her a spot on the USBWA Ann Meyers Drysdale National Players of the Week honors. She was one of five players named to this week's squad. It is the first time this season she has been selected to the USBWA's national team of the week.

GALVAN NAMED SEC FRESHMAN OF THE WEEK (NOV. 25)

Aubrey Galvan was named the SEC Co-Freshman of the Week after she tied a pair of school freshman single-game records.

The point guard matched the Vanderbilt freshman single-game record for assists, as well as the freshman single-game record for most steals against Tennessee State. The point guard recorded 15 assists and nine steals against the Lady Tigers in last Sunday's 99-43 victory.

Her 15 helpers vs. TSU matched Ashley Smith's Vanderbilt freshman record for most assists in a game, which she set on Nov. 29, 1998, against Hampton. Her nine steals equaled Deborah Denton's freshman single-game record set against New Mexico State on Jan. 4, 1987.

The Deerfield, Illinois, native averaged 10.3 assists, 7.7 points, 3.7 steals and 3.3 rebounds to help No. 17-ranked Vanderbilt go 3-0 this past week. The guard dished out eight or more assists in all three contests, as she shares SEC Freshman of the Week honors with Alabama's Ace Austin.

TRIO OF DORES RECEIVE PRESEASON HONORS

Vanderbilt had three players selected to a preseason watchlist for the Naismith Basketball Hall of Fame Starting 5 Awards. Graduate Sacha Washington was named to the Katrina McClain Power Forward of the Year Award, while sophomore Mikayla Blakes was selected to the Ann Meyers-Drysdale Shooting Guard of the Year Award and junior Aalyah Del Rosario earned a spot on the Lisa Leslie Center of the Year Award.



SEC WEEKLY AWARDS

SEC PLAYER OF THE WEEK

Week 1: Liv McGill, Florida

Week 2: Joyce Edwards, South Carolina

Week 3: Clara Strack, Kentucky

Week 4: Mikayla Blakes, Vanderbilt/Rori Harmon, Texas

Week 5: Madina Okot, Mississippi State

SEC FRESHMAN OF THE WEEK

Week 1: Bonnie Deas, Arkansas

Week 2: Aaliyah Chavez, Oklahoma

Week 3: Aubrey Galvan, Vanderbilt/Ace Austin, Alabama

Week 4: Aaliyah Chavez, Oklahoma

Week 5: Aaliyah Chavez, Oklahoma



**WOMEN'S
BASKETBALL**

SEC PRESEASON POLLS

2025-26 PRESEASON SEC WOMEN'S BASKETBALL COACHES POLL

- | | |
|-------------------|-----------------------|
| 1) Texas | 9) Alabama |
| 2) South Carolina | 10) Florida |
| 3) LSU | 11) Georgia |
| 4) Oklahoma | 12) Mississippi State |
| 5) Tennessee | 13) Texas A&M |
| 6) Ole Miss | 14) Missouri |
| 7) Kentucky | 15) Auburn |
| 8) Vanderbilt | 16) Arkansas |

SEC PRESEASON PLAYER OF THE YEAR - COACHES

Madison Booker, Texas

ALL-SEC FIRST TEAM - COACHES

Flau'Jae Johnson, LSU
Mikaylah Williams, LSU
Raegan Beers, Oklahoma
Joyce Edwards, South Carolina
Ta'Niya Latson, South Carolina
Talaysia Cooper, Tennessee
Madison Booker, Texas
Mikayla Blakes, Vanderbilt

ALL-SEC SECOND TEAM - COACHES

Essence Cody, Alabama
Liv McGill, Florida
Teonni Key, Kentucky
Clara Strack, Kentucky
MiLaysia Fulwiley, LSU
Cotie McMahon, Ole Miss
Payton Verhulst, Oklahoma
Rori Harmon, Texas

2025-26 PRESEASON SEC WOMEN'S BASKETBALL MEDIA POLL

- | | |
|-------------------|-----------------------|
| 1) South Carolina | 9) Alabama |
| 2) Texas | 10) Mississippi State |
| 3) LSU | 11) Florida |
| 4) Tennessee | 12) Georgia |
| 5) Oklahoma | 13) Missouri |
| 6) Ole Miss | 14) Texas A&M |
| 7) Vanderbilt | 15) Auburn |
| 8) Kentucky | 16) Arkansas |

SEC PRESEASON PLAYER OF THE YEAR - MEDIA

Madison Booker, Texas

ALL-SEC FIRST TEAM - MEDIA

Flau'Jae Johnson, LSU
Reagan Beers, Oklahoma
Joyce Edwards, South Carolina
Madison Booker, Texas
Mikayla Blakes, Vanderbilt

ALL-SEC SECOND TEAM - MEDIA

Clara Strack, Kentucky
Mikaylah Williams, LSU
Cotie McMahon, Ole Miss
Ta'Niya Latson, South Carolina
Talaysia Cooper, Tennessee
Rori Harmon, Texas



2025-26 STATISTICAL RANKINGS

| Statistic | RANKING (as of Dec. 13) | | |
|---|-------------------------|-----|-------|
| | NCAA | SEC | VALUE |
| Assist/Turnover Ratio (359 ranked) | 6 | 2 | 1.76 |
| Assists Per Game (359 ranked) | 8 | 2 | 20.8 |
| Bench Points Per Game (359 ranked) | 152 | 8 | 21.6 |
| Blocks Per Game (359 ranked) | 17 | 5 | 5.6 |
| Field Goal Percentage (359 ranked) | 41 | 10 | 46.5 |
| Field Goal Percentage Defense (359 ranked) | 81 | 12 | 37.1 |
| Fouls Per Game (359 ranked) | 57 | 4 | 14.9 |
| Free Throw Attempts Per Game (359 ranked) | 149 | 15 | 18.00 |
| Free Throw Percentage (359 ranked) | 166 | 12 | 70.4 |
| Free Throws Made Per Game (359 ranked) | 140 | 14 | 12.67 |
| Rebound Margin (359 ranked) | 64 | 13 | 6.8 |
| Rebounds (Defensive) Per Game (359 ranked) | 219 | 16 | 24.7 |
| Rebounds (Offensive) Per Game (359 ranked) | 22 | 4 | 16.3 |
| Rebounds Per Game (359 ranked) | 69 | 11 | 41.00 |
| Scoring Defense (359 ranked) | 61 | 10 | 57.0 |
| Scoring Margin (359 ranked) | 15 | 7 | 29.2 |
| Scoring Offense (359 ranked) | 15 | 5 | 86.2 |
| Steals Per Game (359 ranked) | 17 | 3 | 13.1 |
| Three Point Attempts Per Game (359 ranked) | 37 | 3 | 26.1 |
| Three Point Percentage (359 ranked) | 37 | 5 | 36.6 |
| Three Point Percentage Defense (359 ranked) | 205 | 12 | 30.5 |
| Three Pointers Per Game (359 ranked) | 15 | 1 | 9.6 |
| Turnover Margin (359 ranked) | 9 | 3 | 10.11 |
| Turnovers Forced Per Game (359 ranked) | 36 | 5 | 21.89 |
| Turnovers Per Game (359 ranked) | 14 | 3 | 11.8 |
| Winning Percentage (351 ranked) | 1 | 1 | 100.0 |

INDIVIDUAL

| | RANKING (as of Dec. 13) | | |
|---------------------------|-------------------------|-----|-------|
| | NCAA | SEC | VALUE |
| MIKAYLA BLAKES | | | |
| Assist/Turnover Ratio | 140 | 19 | 1.67 |
| Assists Per Game | 125 | 12 | 3.9 |
| Field Goal Attempts | 17 | 4 | 168 |
| Field Goal Percentage | 144 | 22 | 47.0 |
| Field Goal Made | 14 | 5 | 79 |
| Free Throw Attempts | 21 | 2 | 65 |
| Free Throw Percentage | 168 | 11 | 80.0 |
| Free Throw Made | 16 | 2 | 52 |
| Minutes Per Game | 131 | 6 | 32.69 |
| Points Scored | 8 | 2 | 231 |
| Points Per Game | 4 | 2 | 25.7 |
| Steals | 19 | 5 | 33 |
| Steals Per Game | 16 | 6 | 3.67 |
| Three Point Attempts | 101 | 5 | 64 |
| Three Point Percentage | 184 | 12 | 32.8 |
| Three Pointers Made | 146 | 8 | 21 |
| Three Pointers Per Game | 113 | 5 | 2.33 |
| AUBREY GALVAN | | | |
| Assist/Turnover Ratio | 25 | 7 | 2.86 |
| Assists | 17 | 4 | 63 |
| Assists Per Game | 11 | 4 | 7.0 |
| Minutes Per Game | 85 | 5 | 33.62 |
| Steals | 37 | 10 | 29 |
| Steals Per Game | 25 | 7 | 3.22 |
| JUSTINE PISSOTT | | | |
| Assist/Turnover Ratio | 59 | 10 | 2.25 |
| Three Point Attempts | 101 | 5 | 64 |
| Three Point Percentage | 105 | 7 | 39.1 |
| Three Pointers Made | 72 | 4 | 25 |
| Three Pointers Per Game | 47 | 3 | 2.78 |
| SACHA WASHINGTON | | | |
| Off. Rebounds Per Game | 13 | 1 | 4.2 |
| Rebounds Per Game | 124 | 10 | 7.9 |
| AIYANA MITCHELL | | | |
| Blocks | 110 | 11 | 13 |
| Blocks Per Game | 86 | 9 | 1.44 |
| AALYAH DEL ROSARIO | | | |
| Blocks Per Game | 165 | 17 | 1.14 |

2025-26 LEADERS & MISCELLANEOUS STATS

Leading Scorer • Season

Mikayla Blakes • 25.7 ppg

Leader in FG% • Season

Aiyana Mitchell • 66.7% (26-39)

Leader in FT% • Season

Mikayla Blakes • 80.0% (52-65)

Leader in 3P FG% • Season

Justine Pissott • 39.1% (25-64)

Leader in 3P FGM • Season

Justine Pissott • 25

Leading Rebounder • Season

Sacha Washington • 7.9 rpg

Leader in Assists • Season

Aubrey Galvan • 7.0 apg

Leader in Steals • Season

Mikayla Blakes • 3.7 spg

Leader in Blocks • Season

Aiyana Mitchell • 1.4 bpg

20-Pt Scoring Games

Mikayla Blakes • 7

30-Pt Scoring Games

Mikayla Blakes • 2

40-Pt Scoring Games

--

50-Pt Scoring Games

--

Ind. High Points • Game

35 • Mikayla Blakes
vs. Oregon State (11/27/25)

Ind. High Rebounds • Game

12 • Sacha Washington
vs. BYU (11/29/25)

Ind. High FTM • Game

12 • Mikayla Blakes
Virginia (12/3/25)

Ind. High 3P FGM • Game

5 • Mikayla Blakes
at Western Kentucky (11/19/25)5 • Aga Makurat
at Western Kentucky (11/19/25)5 • Justine Pissott
vs. Oregon State (11/27/25)

Ind. High Assists • Game

15 • Aubrey Galvan
Tennessee State (11/23/25)

Ind. High Blocks • Game

3 • Aiyana Mitchell
vs. California (11/03/25)

Alabama State (11/21/25)

Virginia (12/03/25)

3 • Justine Pissott
vs. California (11/03/25)

Ind. High Steals • Game

9 • Aubrey Galvan
Tennessee State (11/23/25)

Longest Scoring Run

27-0 • vs. Tennessee State (11/23/25)

Longest Opp. Scoring Run

13-0 • vs. Oregon State (11/27/25)

Largest Margin of Victory

56 pts • 99-43 • Tennessee St. (11/23/25)

Largest Halftime Lead

46 pts • 56-10 • Tennessee St. (11/23/25)

Largest Halftime Deficit

2 pts • 31-33 • vs. California (11/03/25)

Largest Halftime Deficit in a Win

2 pts • 31-33 • vs. California (11/03/25)

Largest Halftime Lead in a Loss

--

Largest Vandy Lead

61 pts • 95-34 • Tennessee St. (11/23/25)

Largest Vandy Deficit

16 pts • 16-32 • vs. BYU (11/29/25)

Largest Vandy Lead in a Loss

--

Largest Vandy Deficit in a Win

16 pts • 16-32 • vs. BYU (11/29/25)

Largest 1st Half Deficit in a Win

16 pts • 16-32 • vs. BYU (11/29/25)

Largest 2nd Half Deficit in a Win

2 pts • 35-37 • vs. California (11/03/25)

2025-26 SCORING HIGH-LOW QUARTERS

Most 1st Quarter Points Scored

31 • Tennessee State • 11/23/25

Most 1st Quarter Points Scored (SEC Games)

--

Fewest 1st Quarter Points Scored

16 • vs. BYU • 11/29/25

Fewest 1st Quarter Points Scored (SEC Games)

--

Most 2nd Quarter Points Scored

26 • Alabama State • 11/21/25

Most 2nd Quarter Points Scored (SEC Games)

--

Fewest 2nd Quarter Points Scored

13 • 2x, Last: Alabama State • 11/21/25

Fewest 2nd Quarter Points Scored (SEC Games)

--

Most 3rd Quarter Points Scored

30 • vs. Oregon State (11/27/25)

Most 3rd Quarter Points Scored (SEC Games)

--

Fewest 3rd Quarter Points Scored

24 • Last: 3x, Last: vs. BYU • 11/29/25

Fewest 3rd Quarter Points Scored (SEC Games)

--

Most 4th Quarter Points Scored

25 • Furman • 11/10/25

Most 4th Quarter Points Scored (SEC Games)

--

Fewest 4th Quarter Points Scored

12 • at Austin Peay • 11/12/25

Fewest 4th Quarter Points Scored (SEC Games)

--

Most 1st Quarter Points Allowed

28 • vs. BYU • 11/29/25

Most 1st Quarter Points Allowed (SEC Games)

--

Fewest 1st Quarter Points Allowed

4 • Tennessee State • 11/23/25

Fewest 1st Quarter Points Allowed (SEC Games)

--

Most 2nd Quarter Points Allowed

25 • vs. Oregon State (11/27/25)

Most 2nd Quarter Points Allowed (SEC Games)

--

Fewest 2nd Quarter Points Allowed

4 • Tennessee State • 11/23/25

Fewest 2nd Quarter Points Allowed (SEC Games)

--

Most 3rd Quarter Points Allowed

18 • Austin Peay • 11/12/25

Most 3rd Quarter Points Allowed (SEC Games)

--

Fewest 3rd Quarter Points Allowed

6 • Alabama State • 11/21/25

Fewest 3rd Quarter Points Allowed (SEC Games)

--

Most 4th Quarter Points Allowed

27 • Virginia • 12/03/25

Most 4th Quarter Points Allowed (SEC Games)

--

Fewest 4th Quarter Points Allowed

10 • 2x, Last: Alabama State • 11/21/25

Fewest 4th Quarter Points Allowed (SEC Games)

--





2025-26 OVERALL STATS

Game Records

| Record | Overall | Home | Away | Neutral |
|----------------|---------|------|------|---------|
| ALL GAMES | 9-0 | 4-0 | 2-0 | 3-0 |
| CONFERENCE | 0-0 | 0-0 | 0-0 | 0-0 |
| NON-CONFERENCE | 9-0 | 4-0 | 2-0 | 3-0 |

Score by Periods

| Team | 1st | 2nd | 3rd | 4th | OT | TOT |
|------------|-----|-----|-----|-----|----|-----|
| Vanderbilt | 198 | 183 | 236 | 159 | 0 | 776 |
| Opponents | 136 | 115 | 111 | 151 | 0 | 513 |

Team Box Score

| No. | Player | | | | Total | | 3-Point | | F-Throw | | Rebounds | | | | | | | | | | | |
|-----------|--------------------------|-------|--------|------|---------|------|----------|------|---------|-------|----------|-----|-----|------|-----|----|-----|-----|-----|-----|-----|------|
| | | GP-GS | MIN | AVG | FG-FGA | FG% | 3FG-3FGA | 3FG% | FT-FTA | FT% | OFF | DEF | TOT | AVG | PF | DQ | A | TO | BLK | STL | PTS | AVG |
| 1 | BLAKES, Mikayla | 9-9 | 294:14 | 32.7 | 79-168 | .470 | 21-64 | .328 | 52-65 | .800 | 14 | 25 | 39 | 4.3 | 18 | 0 | 35 | 21 | 4 | 33 | 231 | 25.7 |
| 13 | PISSOTT, Justine | 9-9 | 256:12 | 28.5 | 34-85 | .400 | 25-64 | .391 | 3-4 | .750 | 11 | 38 | 49 | 5.4 | 19 | 0 | 27 | 12 | 7 | 3 | 96 | 10.7 |
| 3 | GALVAN, Aubrey | 9-9 | 302:35 | 33.6 | 38-99 | .384 | 13-39 | .333 | 5-7 | .714 | 4 | 31 | 35 | 3.9 | 14 | 0 | 63 | 22 | 1 | 29 | 94 | 10.4 |
| 35 | WASHINGTON, Sacha | 9-9 | 199:15 | 22.1 | 38-72 | .528 | 0-0 | .000 | 13-21 | .619 | 38 | 33 | 71 | 7.9 | 18 | 0 | 13 | 14 | 8 | 14 | 89 | 9.9 |
| 15 | MWENENTANDA, Ndjakalenga | 9-9 | 176:16 | 19.6 | 27-49 | .551 | 8-15 | .533 | 10-13 | .769 | 11 | 14 | 25 | 2.8 | 11 | 0 | 11 | 9 | 4 | 7 | 72 | 8.0 |
| 14 | MITCHELL, Aiyana | 9-0 | 150:22 | 16.7 | 26-39 | .667 | 0-0 | .000 | 15-25 | .600 | 25 | 27 | 52 | 5.8 | 18 | 0 | 6 | 10 | 13 | 8 | 67 | 7.4 |
| 2 | BROWN, Jada | 9-0 | 166:15 | 18.5 | 14-37 | .378 | 9-22 | .409 | 6-6 | 1.000 | 3 | 7 | 10 | 1.1 | 8 | 0 | 14 | 7 | 1 | 9 | 43 | 4.8 |
| 24 | MAKURAT, Aga | 9-0 | 99:35 | 11.1 | 15-35 | .429 | 7-22 | .318 | 0-0 | .000 | 5 | 8 | 13 | 1.4 | 7 | 0 | 6 | 2 | 3 | 4 | 37 | 4.1 |
| 8 | BLACK, Ava | 6-0 | 76:23 | 12.7 | 10-20 | .500 | 3-9 | .333 | 1-2 | .500 | 8 | 11 | 19 | 3.2 | 11 | 0 | 7 | 3 | 1 | 7 | 24 | 4.0 |
| 32 | DEL ROSARIO, Aalyah | 7-0 | 54:18 | 7.8 | 7-12 | .583 | 0-0 | .000 | 6-13 | .462 | 5 | 9 | 14 | 2.0 | 7 | 0 | 5 | 3 | 8 | 3 | 20 | 2.9 |
| 30 | WILSON, Trinity | 2-0 | 03:58 | 2.0 | 0-0 | .000 | 0-0 | .000 | 1-2 | .500 | 0 | 0 | 0 | 0.0 | 1 | 0 | 0 | 2 | 0 | 1 | 1 | 0.5 |
| 11 | WILLIAMS, Monique | 4-0 | 20:37 | 5.2 | 0-4 | .000 | 0-0 | .000 | 2-4 | .500 | 2 | 1 | 3 | 0.8 | 2 | 0 | 0 | 0 | 0 | 0 | 2 | 0.5 |
| Team | | | | | | | | | | | 21 | 18 | 39 | | | | | 1 | | | | |
| Total | | 9 | 1800 | | 288-620 | .465 | 86-235 | .366 | 114-162 | .704 | 147 | 222 | 369 | 41.0 | 134 | 0 | 187 | 106 | 50 | 118 | 776 | 86.2 |
| Opponents | | 9 | 1800 | | 189-509 | .371 | 61-200 | .305 | 74-120 | .617 | 107 | 201 | 308 | 34.2 | 153 | 2 | 102 | 197 | 24 | 53 | 513 | 57.0 |

Team Statistics

| | VU | OPP |
|------------------------|---------|---------|
| Scoring | 776 | 513 |
| Points per game | 86.2 | 57.0 |
| Scoring margin | +29.2 | - |
| Field goals-att | 288-620 | 189-509 |
| Field goal pct | .465 | .371 |
| 3 point fg-att | 86-235 | 61-200 |
| 3-point FG pct | .366 | .305 |
| 3-pt FG made per game | 9.6 | 6.8 |
| Free throws-att | 114-162 | 74-120 |
| Free throw pct | .704 | .617 |
| F-Throws made per game | 12.7 | 8.2 |
| Rebounds | 369 | 308 |
| Rebounds per game | 41.0 | 34.2 |
| Rebounding margin | +6.8 | - |
| Assists | 187 | 102 |
| Assists per game | 20.8 | 11.3 |
| Turnovers | 106 | 197 |
| Turnovers per game | 11.8 | 21.9 |
| Turnover margin | +10.1 | - |
| Assist/turnover ratio | 1.8 | 0.5 |
| Steals | 118 | 53 |
| Steals per game | 13.1 | 5.9 |
| Blocks | 50 | 24 |
| Blocks per game | 5.6 | 2.7 |
| Winning streak | 9 | - |
| Home win streak | 4 | - |
| Attendance | 11254 | 2714 |
| Home games-Avg/Game | 4-2814 | 2-1357 |
| Neutral site-Avg/Game | - | 3-2287 |

Team Results

| Date | Opponent | | Score | Att. |
|------------|----------------|---|-------|------|
| 11/03/2025 | vs California | W | 74-65 | 5712 |
| 11/10/2025 | Furman | W | 96-48 | 2352 |
| 11/12/2025 | at Austin Peay | W | 75-65 | 1178 |
| 11/19/2025 | at Western Ky. | W | 87-49 | 1536 |
| 11/21/2025 | Alabama St. | W | 92-38 | 3733 |
| 11/23/2025 | Tennessee St. | W | 99-43 | 2508 |
| 11/27/2025 | vs Oregon St. | W | 88-66 | 824 |
| 11/29/2025 | vs BYU | W | 84-71 | 324 |
| 12/03/2025 | Virginia | W | 81-68 | 2661 |





Game Records

| Record | Overall | Home | Away | Neutral |
|----------------|---------|------|------|---------|
| ALL GAMES | 8-8 | 4-4 | 4-4 | 0-0 |
| CONFERENCE | 8-8 | 4-4 | 4-4 | 0-0 |
| NON-CONFERENCE | 0-0 | 0-0 | 0-0 | 0-0 |

Score by Periods

| Team | 1st | 2nd | 3rd | 4th | OT | TOT |
|------------|-----|-----|-----|-----|----|------|
| Vanderbilt | 276 | 296 | 331 | 358 | 26 | 1287 |
| Opponents | 278 | 266 | 349 | 347 | 24 | 1264 |

Team Box Score

| No. | Player | | | | Total | | 3-Point | | F-Throw | | Rebounds | | | | | | | | | | | |
|-----------|------------------|-------|--------|------|----------|------|----------|------|---------|------|----------|-----|-----|------|-----|----|-----|-----|-----|-----|------|------|
| | | GP-GS | MIN | AVG | FG-FGA | FG% | 3FG-3FGA | 3FG% | FT-FTA | FT% | OFF | DEF | TOT | AVG | PF | DQ | A | TO | BLK | STL | PTS | AVG |
| 1 | BLAKES, Mikayla | 16-15 | 559:11 | 34.9 | 134-286 | .469 | 43-108 | .398 | 119-132 | .902 | 29 | 38 | 67 | 4.2 | 45 | 1 | 44 | 55 | 5 | 35 | 430 | 26.9 |
| 12 | PIERRE, Khamil | 16-16 | 528:03 | 33.0 | 123-280 | .439 | 4-16 | .250 | 57-84 | .679 | 37 | 95 | 132 | 8.3 | 50 | 2 | 39 | 27 | 5 | 36 | 307 | 19.2 |
| 23 | MOORE, Iyana | 16-16 | 502:19 | 31.4 | 65-169 | .385 | 30-93 | .323 | 34-38 | .895 | 15 | 26 | 41 | 2.6 | 35 | 2 | 38 | 37 | 3 | 21 | 194 | 12.1 |
| 4 | GREENE, Madison | 16-0 | 318:58 | 19.9 | 31-77 | .403 | 12-34 | .353 | 17-22 | .773 | 5 | 20 | 25 | 1.6 | 31 | 0 | 16 | 24 | 0 | 16 | 91 | 5.7 |
| 13 | PISSOTT, Justine | 12-0 | 124:49 | 10.4 | 18-35 | .514 | 13-30 | .433 | 5-6 | .833 | 5 | 9 | 14 | 1.2 | 13 | 0 | 7 | 8 | 1 | 2 | 54 | 4.5 |
| 10 | NWABA, Jane | 16-16 | 216:47 | 13.5 | 19-50 | .380 | 11-23 | .478 | 11-16 | .688 | 17 | 18 | 35 | 2.2 | 20 | 0 | 12 | 9 | 0 | 10 | 60 | 3.8 |
| 11 | OLIVER, Jordyn | 16-16 | 512:38 | 32.0 | 26-51 | .510 | 0-1 | .000 | 5-7 | .714 | 20 | 41 | 61 | 3.8 | 31 | 1 | 58 | 22 | 6 | 28 | 57 | 3.6 |
| 5 | KAPINUS, Leilani | 16-1 | 291:60 | 18.2 | 18-45 | .400 | 2-12 | .167 | 8-11 | .727 | 21 | 34 | 55 | 3.4 | 34 | 0 | 15 | 16 | 4 | 25 | 46 | 2.9 |
| 24 | MAKURAT, Aga | 4-0 | 13:36 | 3.4 | 3-5 | .600 | 3-5 | .600 | 0-0 | .000 | 0 | 1 | 1 | 0.3 | 2 | 0 | 1 | 0 | 0 | 0 | 9 | 2.3 |
| 14 | MITCHELL, Aiyana | 16-0 | 175:05 | 10.9 | 12-30 | .400 | 0-0 | .000 | 10-14 | .714 | 12 | 28 | 40 | 2.5 | 28 | 0 | 9 | 16 | 12 | 8 | 34 | 2.1 |
| 2 | BROWN, Jada | 5-0 | 18:22 | 3.7 | 2-5 | .400 | 1-3 | .333 | 0-0 | .000 | 1 | 2 | 3 | 0.6 | 2 | 0 | 1 | 2 | 0 | 0 | 5 | 1.0 |
| 30 | WILSON, Trinity | 4-0 | 13:12 | 3.3 | 0-0 | .000 | 0-0 | .000 | 0-0 | .000 | 0 | 1 | 1 | 0.3 | 4 | 0 | 3 | 1 | 0 | 0 | 0 | 0.0 |
| Team | | | | | | | | | | | 29 | 31 | 60 | | | | | 6 | | | | |
| Total | | 16 | 3275 | | 451-1033 | .437 | 119-325 | .366 | 266-330 | .806 | 191 | 344 | 535 | 33.4 | 295 | 6 | 243 | 223 | 36 | 181 | 1287 | 80.4 |
| Opponents | | 16 | 3275 | | 481-1018 | .472 | 98-310 | .316 | 204-282 | .723 | 230 | 421 | 651 | 40.7 | 296 | 5 | 253 | 297 | 59 | 108 | 1264 | 79.0 |

Team Statistics

| | VU | OPP |
|------------------------|----------|----------|
| Scoring | 1287 | 1264 |
| Points per game | 80.4 | 79.0 |
| Scoring margin | +1.4 | - |
| Field goals-att | 451-1033 | 481-1018 |
| Field goal pct | .437 | .472 |
| 3 point fg-att | 119-325 | 98-310 |
| 3-point FG pct | .366 | .316 |
| 3-pt FG made per game | 7.4 | 6.1 |
| Free throws-att | 266-330 | 204-282 |
| Free throw pct | .806 | .723 |
| F-Throws made per game | 16.6 | 12.8 |
| Rebounds | 535 | 651 |
| Rebounds per game | 33.4 | 40.7 |
| Rebounding margin | -7.3 | - |
| Assists | 243 | 253 |
| Assists per game | 15.2 | 15.8 |
| Turnovers | 223 | 297 |
| Turnovers per game | 13.9 | 18.6 |
| Turnover margin | +4.6 | - |
| Assist/turnover ratio | 1.1 | 0.9 |
| Steals | 181 | 108 |
| Steals per game | 11.3 | 6.8 |
| Blocks | 36 | 59 |
| Blocks per game | 2.3 | 3.7 |
| Winning streak | 2 | - |
| Home win streak | 1 | - |
| Attendance | 45234 | 37284 |
| Home games-Avg/Game | 8-5654 | 8-4661 |
| Neutral site-Avg/Game | - | 0-0 |

Team Results

| Date | Opponent | | Score | Att. |
|------------|-----------------|------|--------|-------|
| 01/02/2025 | Georgia | W | 108-82 | 3120 |
| 01/05/2025 | Kentucky | L | 78-96 | 8501 |
| 01/09/2025 | at Ole Miss | L | 59-87 | 3825 |
| 01/13/2025 | at LSU | L | 77-83 | 10201 |
| 01/19/2025 | Tennessee | W | 71-70 | 8299 |
| 01/23/2025 | Arkansas | W | 101-60 | 3500 |
| 01/26/2025 | at Alabama | W | 66-64 | 2712 |
| 01/30/2025 | at Florida | W | 99-86 | 1709 |
| 02/02/2025 | Ole Miss | L | 61-76 | 6021 |
| 02/06/2025 | at Texas | L | 66-87 | 7049 |
| 02/13/2025 | Mississippi St. | Lot2 | 77-85 | 3577 |
| 02/16/2025 | at Auburn | Wot | 98-88 | 4353 |
| 02/20/2025 | at Oklahoma | L | 81-101 | 4073 |
| 02/23/2025 | South Carolina | L | 54-82 | 7805 |
| 02/27/2025 | Texas A&M | W | 91-58 | 4411 |
| 03/02/2025 | at Missouri | W | 100-59 | 3362 |



MEMORIAL GYMNASIUM



Memorial Gymnasium, the Southeastern Conference's most historic venue for college basketball, serves as the home court for the Vanderbilt Commodores. Dedicated in 1952 as a memorial to all Vanderbilt men and women who served in World War II, the arena was built as a combination gymnasium and concert hall by the late master architect Edwin Keeble. Decades later, the unique style of Memorial Gym—with its benches on the baselines, a playing court that sits above portions of the crowd and deafening acoustics—continues to make the Commodores' home a dreaded stop for opponents.

“Memorial Magic,” with its capacity crowds, overflowing student section and lively pep band, have assisted in numerous Commodore victories. In the stands, fans across middle Tennessee have helped Memorial Gymnasium rank among the NCAA's top 30 attendance leaders on numerous occasions.

In all, Memorial Gym has been expanded three times. Constructed with a seating capacity of 6,583, the University saw its first need to increase seating in 1965 with the addition of two north-side balconies. Two years later, a pair of balancing balconies were erected on the south side of the gym and dubbed “The Balconies That Clyde Lee Built.”

Capacity has fluctuated throughout the history of the building. It reached its highest number of 15,646 in 1969 when 4,000 seats were added in the east and west ends. When chairback seats in the end zones and suites on the north side were installed in the late 1990s capacity lowered to 14,168. Shortly thereafter, university officials removed portions of media press row on the south side in an effort to expand the student section by nearly 150 seats. Official capacity is now 14,326.

YEAR-BY-YEAR HOME RECORD

| Year | W-L |
|------------|----------------|
| 2025-26 | 4-0 |
| 2024-25 | 13-4 |
| 2023-24 | 12-5 |
| 2022-23 | 9-7 |
| 2021-22 | 12-5 |
| 2020-21* | 3-2 |
| 2019-20 | 10-6 |
| 2018-19 | 5-9 |
| 2017-18 | 4-11 |
| 2016-17 | 10-5 |
| 2015-16 | 10-6 |
| 2014-15 | 9-6 |
| 2013-14 | 12-5 |
| 2012-13 | 12-2 |
| 2011-12 | 18-2 |
| 2010-11 | 12-3 |
| 2009-10 | 12-4 |
| 2008-09 | 15-1 |
| 2007-08 | 13-3 |
| 2006-07 | 15-1 |
| 2005-06 | 13-3 |
| 2004-05 | 11-3 |
| 2003-04 | 11-3 |
| 2002-03 | 11-2 |
| 2001-02 | 18-1 |
| 2000-01 | 16-2 |
| 1999-00 | 11-3 |
| 1998-99 | 9-5 |
| 1997-98 | 12-2 |
| 1996-97 | 13-1 |
| 1995-96 | 13-2 |
| 1994-95 | 16-1 |
| 1993-94 | 14-2 |
| 1992-93 | 15-1 |
| 1991-92 | 13-2 |
| 1990-91 | 11-3 |
| 1989-90 | 15-2 |
| 1988-89 | 10-1 |
| 1987-88 | 12-2 |
| 1986-87 | 15-2 |
| 1985-86 | 11-3 |
| 1984-85 | 6-4 |
| 1983-84 | 9-3 |
| 1982-83 | 5-6 |
| 1981-82 | 10-4 |
| 1980-81 | 6-5 |
| 1979-80 | 6-5 |
| 1978-79 | 7-5 |
| 1977-78 | 10-2 |
| Total..... | 536-165 (.765) |

Vanderbilt has ranked among the top attendance draws in women's basketball over the years. Here is a year-by-year look at VU's home attendance figures, including where the team has ranked nationally in total attendance since the 1999-00 season:

| Year | Games | Total | Average | National Rank (Total) |
|----------|-------|--------|---------|-----------------------|
| 2025-26 | 4 | 11,085 | 2,814 | 77th |
| 2024-25 | 17 | 71,266 | 4,192 | 32nd |
| 2023-24 | 17 | 47,479 | 2,793 | 53rd |
| 2022-23 | 16 | 38,640 | 2,415 | 57th |
| 2021-22 | 18 | 31,211 | 1,734 | 51st |
| 2020-21* | 5 | 209 | 42 | — |
| 2019-20 | 16 | 37,391 | 2,369 | 54th |
| 2018-19 | 14 | 33,129 | 2,366 | 64th |
| 2017-18 | 15 | 42,705 | 2,847 | 45th |
| 2016-17 | 15 | 42,685 | 2,846 | 40th |
| 2015-16 | 16 | 46,496 | 2,906 | 37th |
| 2014-15 | 15 | 53,280 | 3,552 | 30th |
| 2013-14 | 17 | 66,338 | 3,902 | 25th |
| 2012-13 | 14 | 56,309 | 4,022 | 24th |
| 2011-12 | 20 | 82,261 | 4,113 | 23rd |
| 2010-11 | 15 | 68,828 | 4,589 | 20th |
| 2009-10 | 16 | 69,521 | 4,345 | 21st |
| 2008-09 | 16 | 76,150 | 4,759 | 18th |
| 2007-08 | 17 | 91,279 | 5,369 | 17th |
| 2006-07 | 16 | 72,215 | 4,513 | 23rd |
| 2005-06 | 16 | 65,693 | 4,106 | 23rd |
| 2004-05 | 14 | 51,682 | 3,692 | 31st |
| 2003-04 | 14 | 44,352 | 3,168 | 33rd |
| 2002-03 | 13 | 57,709 | 4,439 | 21st |
| 2001-02 | 19 | 90,800 | 4,779 | 16th |
| 2000-01 | 18 | 50,650 | 2,814 | 36th |
| 1999-00 | 14 | 44,982 | 3,213 | 30th |
| 1998-99 | 14 | 65,046 | 4,646 | -- |
| 1997-98 | 14 | 91,056 | 6,504 | -- |
| 1996-97 | 14 | 67,967 | 4,854 | -- |
| 1995-96 | 15 | 88,151 | 5,877 | -- |
| 1994-95 | 17 | 69,788 | 4,105 | -- |
| 1993-94 | 14 | 73,686 | 5,253 | -- |
| 1992-93 | 14 | 67,871 | 4,848 | -- |
| 1991-92 | 15 | 36,266 | 2,418 | -- |
| 1990-91 | 14 | 20,205 | 1,443 | -- |
| 1989-90 | 17 | 25,887 | 1,522 | -- |
| 1988-89 | 11 | 14,265 | 1,297 | -- |
| 1987-88 | 13 | 7,324 | 563 | -- |
| 1986-87 | 17 | 12,248 | 721 | -- |
| 1985-86 | 14 | 5,750 | 411 | -- |
| 1984-85 | 10 | 4,450 | 445 | -- |
| 1983-84 | 12 | 8,664 | 722 | -- |
| 1982-83 | 11 | 6,950 | 632 | -- |
| 1981-82 | 14 | 6,310 | 451 | -- |
| 1980-81 | 10 | 2,525 | 253 | -- |

*Vanderbilt discontinued its 2020-21 season due to the COVID-19 pandemic

Memorial Gym Women's Basketball Crowds Over 10,000

| Rank | Attendance | Opponent | Date |
|------|------------|------------|------------|
| 1. | 15,317 | Tennessee | 1/30/1993 |
| 2. | 15,311 | Tennessee | 2/7/1999 |
| 3. | 15,187 | Tennessee | 2/25/1996 |
| 4. | 14,848 | Tennessee | 2/16/1998 |
| 5. | 14,316 | Tennessee | 2/17/2008 |
| 6. | 14,168 | Tennessee | 2/16/2002 |
| 7. | 13,227 | Tennessee | 12/31/1994 |
| 8. | 13,127 | Tennessee | 1/19/2006 |
| 9. | 12,645 | Tennessee | 1/31/1994 |
| 10. | 12,417 | Tennessee | 1/19/1997 |
| 11. | 12,131 | Ohio State | 1/6/1993 |
| 12. | 12,034 | Tennessee | 2/9/2012 |
| 13. | 12,009 | Tennessee | 1/25/2007 |
| 14. | 11,401 | Tennessee | 2/2/2003 |
| 15. | 11,386 | Tennessee | 2/14/2011 |
| 16. | 10,561 | Tennessee | 2/15/2004 |
| 17. | 10,154 | Tennessee | 1/24/2013 |
| 18. | 10,149 | Tennessee | 2/24/2000 |

RECORDS AT A GLANCE

Points

| | | |
|--------|--------|---|
| Game | 1. | 55 • Mikayla Blakes at Auburn, 2.16.25 |
| | 10. | 36 • Wendy Scholtens vs. Lipscomb, 1.9.90 |
| | . | 36 • Mikayla Blakes vs. Georgia, 1.2.25 |
| Season | '25-26 | 35 • Mikayla Blakes, vs. Oregon State, 11.27.25 |
| | 1. | 855 • Wendy Scholtens, 1989-90 |
| | 10. | 633 • Jackie Cowan, 1985-86 |
| Career | '25-26 | 231 • Mikayla Blakes |
| | 1. | 2,604 • Chantelle Anderson, 2000-03 |
| | 10. | 1,618 • Jasmine Lister, 2011-14 |
| | Active | 1,097 • <i>Sacha Washington, 2022-present</i> |

Field Goals Made

| | | |
|--------|--------|---|
| Game | 1. | 19 • Khamil Pierre vs. Evansville, 12.14.24 |
| | . | Chantelle Anderson at Portland State, 12.23.00 |
| | 9. | 15 • 9 Times, Last: Mikayla Blakes at Auburn, 02.16.25 |
| Season | '25-26 | 12 • Mikayla Blakes, vs. Oregon State, 11.27.25 |
| | 1. | 309 • Wendy Scholtens, 1989-90 |
| | 10. | 244 • Sheri Sam, 1995-96 |
| Career | '25-26 | 79 • Mikayla Blakes |
| | 1. | 1,020 • Chantelle Anderson, 2000-03 |
| | 10. | 625 • Sheri Sam, 1992-96 |
| | Active | 441 • <i>Sacha Washington, 2022-present</i> |

Field Goals Attempted

| | | |
|--------|--------|---|
| Game | 1. | 31 • Eva Lemeh at Georgia, 2.16.81 |
| | 9. | 25 • Four times: Last: Khamil Pierre at Texas, 2.6.25 |
| | '25-26 | 27 • Mikayla Blakes, vs. California, 11.3.25 |
| Season | 1. | 571 • Barbara Brackman, 1981-82 |
| | 10. | 504 • Jackie Cowan, 1985-86 |
| | '25-26 | 168 • Mikayla Blakes |
| Career | 1. | 1,655 • Wendy Scholtens, 1988-91 |
| | 10. | 1,301 • Carla Thomas, 2004-2007 |
| | Active | 900 • <i>Sacha Washington, 2022-present</i> |

Field Goal Percentage

| | | |
|--------|----------------|---|
| Game | 1. | 1.000 • 4 Times, Last: Hannah Tuomi, 10-10 vs. UF, 2.24.10 |
| | (Min. 10 FGM) | 9. .917 • 3 Times, Last: Ashley Earley, 11-12 at Tenn., 2.13.05 |
| | '25-26 | .647 • Mikayla Blakes, 11-17 vs. Tennessee State, 11.23.25 |
| Season | 1. | .723 (292-404) • Chantelle Anderson, 2000-01 |
| | (Min. 150 FGM) | 10. .602 (103-171) • Nicole Jules, 2005-06 |
| | '25-26 | .470 (79-168) • Mikayla Blakes |
| Career | 1. | .651 (1,020-1,568) • Chantelle Anderson, 2000-03 |
| | (Min. 400 FGM) | 10. .543 (706-1,301) • Carla Thomas, 2004-07 |
| | Active | .490 (441-900) • <i>Sacha Washington, 2022-present</i> |

3-Pointers Made

| | | |
|--------|--------|---|
| Game | 1. | 9 • Iyana Moore, vs. Alabama State, 12.28.21 |
| | 5. | 7 • 12 Times, Last: Mikayla Blakes at Oklahoma, 02.22.25 |
| | '25-26 | 5 • 3x, Last: Justine Pissott, vs. Oregon State, 11.27.25 |
| Season | 1. | 95 • Caroline Williams, 2005-06 |
| | 10. | 80 • Christina Wirth, 2008-09 |
| | '25-26 | 25 • Justine Pissott |
| Career | 1. | 276 • Christina Foggie, 2011-14 |
| | 10. | 179 • Michelle Palmisano, 1995-97 |
| | Active | 108 • <i>Justine Pissott, 2023-present</i> |

3-Pointers Attempted

| | | |
|--------|--------|--|
| Game | 1. | 17 • Christina Foggie vs. Virginia, 11.23.12 |
| | . | 17 • Christina Foggie vs. Maryland, 3.28.09 |
| | 8. | 14 • Three Times, Last: Mikayla Blakes at Miami, 12.04.24 |
| Season | '25-26 | 11 • 2 Times, Last: Aga Makurat, vs. Alabama St., 11.21.25 |
| | 1. | 225 • Merideth Marsh, 2009-10 |
| | 10. | 207 • Merideth Marsh, 2008-09 |
| Career | . | Iyana Moore, 2021-22 |
| | '25-26 | 64 • Mikayla Blakes/Justine Pissott |
| | 1. | 735 • Christina Foggie, 2011-14 |
| | 10. | 460 • Julie Powell, 1991-94 |
| | Active | 300 • <i>Justine Pissott, 2023-present</i> |

3-Point Percentage

| | | |
|----------------|--------------|---|
| Game | 1. | 1.000 • 7 Times, Last: Erin Whalen (5-5) at Alabama, 1.21.18 |
| | (Min. 5 3PM) | '25-26 .555 • 2x, Last: <i>Justine Pissott</i> (5-9) vs. Oregon St., 11.27.25 |
| | Season | 1. .505 (48-95) • Caroline Williams, 2004-05 |
| (Min. 40 3PA) | 10. | .446 (37-83) • Christa Reed, 2016-17 |
| | '25-26 | .391 (25-64) • <i>Justine Pissott</i> |
| | Career | 1. .465 (238-512) • Caroline Williams, 2004-07 |
| (Min. 100 3PM) | 10. | .394 (145-368) • Donna Harris, 1990-94 |
| | Active | .360 (108-300) • <i>Justine Pissott, 2023-present</i> |

Free Throws Made

| | | |
|--------|--------|---|
| Game | 1. | 23 • Mikayla Blakes at Auburn, 2.16.25 |
| | 2. | 18 • Ashley McElhiney vs. LSU, 2.15.01 |
| | . | 18 • Wendy Scholtens at Tenn. Tech, 1.11.89 |
| Season | 5. | 16 • Four Times, Last: <i>Mikayla Blakes, at Florida 01.30.25</i> |
| | '25-26 | 12 • <i>Mikayla Blakes vs. Virginia, 12.3.25</i> |
| | 1. | 236 • Wendy Scholtens, 1989-90 |
| Career | 3. | 193 • Mikayla Blakes, 2024-25 |
| | 10. | 134 • Chantelle Anderson, 2000-01 |
| | '25-26 | 52 • <i>Mikayla Blakes</i> |
| Career | 1. | 681 • Wendy Scholtens, 1988-91 |
| | 10. | 298 • Ashley McElhiney, 2000-03 |
| | Active | 245 • <i>Mikayla Blakes, 2025-present</i> |

Free Throws Attempted

| | | |
|--------|--------|--|
| Game | 1. | 24 • Mikayla Blakes at Auburn, 2.16.25 |
| | 2. | 19 • Ashley McElhiney vs. LSU, 2.15.01 |
| | 3. | 18 • 3 Times, Last: Mikayla Blakes, at Florida, 01.30.25 |
| Season | '25-26 | 13 • <i>Mikayla Blakes vs. Virginia, 12.3.25</i> |
| | 1. | 264 • Wendy Scholtens, 1989-90 |
| | 10. | 192 • Cijaja Harbison, 2022-23 |
| Career | '25-26 | 65 • <i>Mikayla Blakes</i> |
| | 1. | 785 • Wendy Scholtens, 1988-91 |
| | 10. | 413 • Dee Davis, 2004-07 |
| | Active | 337 • <i>Sacha Washington, 2022-present</i> |

Free Throw Percentage

| | | |
|---------------|----------------|---|
| Game | 1. | 1.000 • 19 Times, Last: Ilyana Moore (10-10) vs Ga., 3.3.24 |
| | (Min. 10 FTM) | 25-26 .900 • <i>Mikayla Blakes (9-10), vs. Oregon State, 11.27.25</i> |
| | Season | 1. .938 (61-65) • Christa Reed, 2017-18 |
| (Min. 50 FTA) | 5. | .883 (193-218) • Mikayla Blakes, 2024-25 |
| | 10. | .871 (54-62) • Christina Wirth, 2006-07 |
| | '25-26 | .800 (52-65) • <i>Mikayla Blakes</i> |
| Career | 1. | .866 (245-283) • Mikayla Blakes, 2025-present |
| | (Min. 180 FTM) | 10. .793 (195-246) • Christina Wirth, 2006-09 |
| | Active | .866 (245-283) • <i>Mikayla Blakes, 2025-present</i> |

Rebounds

| | | |
|--------|--------|--|
| Game | 1. | 22 • Wendy Scholtens vs. Lipscomb, 1.9.90 |
| | . | 22 • Wendy Scholtens vs. Wright State, 12.9.89 |
| | . | 22 • Barbara Brackman vs. Union, 1.4.83 |
| Season | 10. | 19 • 6 Times, Last: Jennifer Holmes vs. Florida, 2.25.99 |
| | '25-26 | 12 • <i>Sacha Washington, vs. BYU, 11.29.25</i> |
| | 1. | 389 • Wendy Scholtens, 1989-90 |
| Career | . | Karen Booker, 1986-87 |
| | 6. | 315 • Wendy Scholtens, 1988-89 |
| | 10. | 291 • Sheri Sam, 1989-90 |
| | '25-26 | 71 • <i>Sacha Washington</i> |
| Career | 1. | 1,272 • Wendy Scholtens, 1988-91 |
| | 10. | 822 • Chantelle Anderson, 2000-03 |
| | Active | 791 • <i>Sacha Washington, 2022-present</i> |

Assists

| | | |
|--------|--------|--|
| Game | 1. | 17 • Ashley McElhiney at Louisville, 1.2.03 |
| | 7. | 13 • 5 Times, Last: Jasmine Lister vs. Tenn., 2.9.12 |
| | '25-26 | 15 • <i>Aubrey Galvan, vs. Tennessee State, 11.23.25</i> |
| Season | 1. | 262 • Cathy Bender, 1981-82 |
| | 10. | 168 • Jasmine Lister, 2012-13 |
| | '25-26 | 63 • <i>Aubrey Galvan</i> |
| Career | 1. | 730 • Dee Davis, 2004-07 |
| | 10. | 438 • Jordyn Cambridge, 2018-24 |
| | Active | 140 • <i>Mikayla Blakes, 2025-present</i> |

Steals

| | | |
|--------|--------|---|
| Game | 1. | 11 • Eva Lemeh vs. Murray State, 12.14.80 |
| | 3. | 9 • 4 Times, Last: Aubrey Galvan vs. Tennessee St., 11.23.25 |
| | '25-26 | 9 • <i>Aubrey Galvan, Tennessee State, 11.23.25</i> |
| Season | 1. | 129 • Jordyn Cambridge, 2021-22 |
| | 6. | 94 • Eva Lemeh, 1980-81 |
| | 10. | 89 • Donna Atkison, 1983-84 |
| Career | '25-26 | 33 • <i>Mikayla Blakes</i> |
| | 1. | 351 • Jordyn Cambridge, 2018-24 |
| | 10. | 221 • Jennifer Risper, 2006-09 |
| | Active | 117 • <i>Sacha Washington, 2022-present</i> |

Blocked Shots

| | | |
|--------|--------|--|
| Game | 1. | 10 • Angela Gorsica vs. Wingate, 12.28.95 |
| | . | 10 • Heidi Gillingham vs. Middle Tennessee, 1.30.92 |
| | 4. | 8 • 15 Times, Last: Angela Gorsica vs. DePaul, 2.19.97 |
| Season | '25-26 | 3 • 3x, Last: <i>Aalyah Del Rosario, vs. Virginia, 12.3.25</i> |
| | 1. | 131 • Heidi Gillingham, 1991-92 |
| | 10. | 57 • Carolyn Peck, 1987-88 |
| Career | '25-26 | 13 • <i>Aiyana Mitchell</i> |
| | 1. | 413 • Heidi Gillingham, 1991-94 |
| | 10. | 112 • Harriet Brumfield, 1982-85 |
| | Active | 116 • <i>Sacha Washington, 2022-present</i> |

Points Per Game

| | | |
|--------|---------------|---|
| Season | 1. | 25.2 (855 pts) • Wendy Scholtens, 1989-90 |
| | 2. | 23.3 (769 pts) • Mikayla Blakes, 2024-25 |
| | 10. | 20.4 • Sheri Sam, 1995-96/Jackie Cowan, 1985-86 |
| Career | '25-26 | 25.7 (231 pts) • <i>Mikayla Blakes</i> |
| | 1. | 21.3 (122 GP) • Wendy Scholtens, 1988-91 |
| | (Min. 100 GP) | 10. 12.8 (119 GP) • Karen Booker, 1984-87 |
| | Active | 10.2 (108 GP) • <i>Sacha Washington, 2022-present</i> |

Games Played

| | | |
|--------|--------|--|
| Career | 1. | 137 • Jessica Mooney, 2007-10 |
| | . | 137 • Chantelle Anderson, 2000-03 |
| | 7. | 132 • Six times, Last: Tiffany Clarke, 2010-13 |
| | Active | 108 • <i>Sacha Washington, 2022-present</i> |

Minutes Played

| | | |
|--------|--------|---|
| Game | 1. | 50 • Karen McGinn vs. Auburn, 12.13.78 |
| | . | 50 • Ann Morrow vs. Auburn, 12.13.78 |
| | 9. | 46 • Chavonne Hammond vs. Kansas, 3.18.00 |
| Season | . | 46 • Ashley Smith vs. George Washington, 12.22.98 |
| | '25-26 | 40 • <i>Mikayla Blakes: 2x, Last: Virginia, 12.3.25</i> |
| | . | <i>Aubrey Galvan vs. BYU, 11.29.25</i> |
| Career | 1. | 1,298 • Ashley McElhiney, 2001-02 |
| | 10. | 1,179 • Zuzi Klimesova, 2000-01 |
| | '25-26 | 265 • <i>Aubrey Galvan</i> |
| Career | 1. | 4,626 • Jasmine Lister, 2011-14 |
| | 10. | 3,779 • Christina Werth, 2006-09 |
| | Active | 2,664 • <i>Sacha Washington, 2022-present</i> |



THE LAST TIME WHEN...

SCORING

| | |
|------------------------|--|
| Less than 40 pts | 31 • East Tennessee St. • Johnson City, Tenn. • 12.01.22 |
| 40-49 pts | 49 • Texas A&M • College Station, Texas • 02.15.24 |
| Less than 50 pts & Won | 49 • Texas A&M • College Station, Texas • 02.15.24 |
| 90-99 pts | 99 • Tennessee State • Nashville, Tenn. • 11.23.25 |
| 100+ pts (regulation) | 100 • Missouri • Columbia, Mo. • 03.02.25 |
| 100+ pts | 100 • Missouri • Columbia, Mo. • 03.02.25 |

OPPONENT SCORING

| | |
|------------------------|--|
| Less than 40 pts | 38 • Alabama State • Nashville, Tenn. • 11.21.25 |
| 40-49 pts | 43 • Tennessee State • Nashville, Tenn. • 11.23.25 |
| Less than 50 pts & Won | 44 • East Tennessee St. • Johnson City, Tenn. • 12.01.22 |
| 90-99 pts | 96 • Kentucky • Nashville, Tenn. • 01.05.25 |
| 100+ pts (regulation) | 101 • Oklahoma • Norman, Okla. • 02.20.25 |
| 100+ pts | 101 • Oklahoma • Norman, Okla. • 02.20.25 |

FIELD GOAL PERCENTAGE

| | |
|-------------------|---|
| 20.0%-29.9% | 27.9% (19-68) • Florida • Gainesville, Fla. • 1.22.23 |
| 30.0%-39.9% | 38.7% (29-75) • California • Paris, France • 11.03.25 |
| 30.0%-39.9% & Won | 38.7% (29-75) • California • Paris, France • 11.03.25 |
| 50.0%-59.9% | 56.6% (43-76) • Tennessee State • Nashville, Tenn. • 11.23.25 |
| 60.0% or higher | 69.2% (36-52) • Air Force • Nashville, Tenn. • 11.30.15 |

OPPONENT FIELD GOAL PERCENTAGE

| | |
|--------------------|--|
| 20.0%-29.9% | 26.8% (15-56) • Tennessee State • Nashville, Tenn. • 11.23.25 |
| 20.0%-29.9% & won | 27.4% (17-62) • East Tenn. St. • Johnson City, Tenn. • 12.1.22 |
| 30.0%-39.9% | 32.7% (18-55) • Western Kentucky • Bowling Green, Ky. • 11.19.25 |
| 30.0%-39.9% & won | 38.9% (35-90) • Mississippi State • Nashville, Tenn. • 02.13.25 |
| 50.0%-59.9% | 54.7% (35-64) • South Carolina • Greenville, S.C. • 03.07.25 |
| 50.0%-59.9% & lost | 51.6% (33-64) • Auburn • Auburn, Ala. • 02.16.25 |
| 60.0% or higher | 66.7% (28-42) • Georgia • Nashville, Tenn. • 2.5.23 |

FREE THROW PERCENTAGE

| | |
|----------------------------|--|
| Less than 50.0% | 37.5% (3-8) • South Florida • Tampa, Fla. • 11.14.24 |
| 90.0%-99.9% | 90.5% (19-21) • Virginia • Nashville, Tenn. • 12.03.25 |
| 1.000% | 5-5 • Missouri • Columbia, Mo. • 03.02.25 |
| 1.000% w/ 10 or more makes | 15-15 • Appalachian State • Nashville, Tenn. • 12.1.24 |

OPPONENT FREE THROW PERCENTAGE

| | |
|----------------------------|---|
| Less than 50.0% | 37.5% (3-8) • Tennessee • Greenville, S.C. • 03.06.25 |
| 90.0%-99.9% | 92.3% (12-13) • Ole Miss • Oxford, Miss. • 01.09.25 |
| 1.000% | 3-3 • South Florida • Tampa, Fla. • 11.14.24 |
| 1.000% w/ 10 or more makes | 12-12 • Texas A&M • College Station, Texas • 2.10.22 |

BASKETS MADE

| | |
|---------------------------------|--|
| 40+ field goals made | 43 • Tennessee State • Nashville, Tenn. • 11.23.25 |
| 10-14 3-point field goals made | 11 • BYU • St. Thomas, USVI. • 11.29.25 |
| 15+ 3-point field goals made | 17 • Alabama State • Nashville, Tenn. • 12.28.21 |
| Did not make a 3-pointer | 0-9 • Butler • Indianapolis • 12.7.23 |
| Made 20+ free throws | 29 (29-32) • Auburn • Auburn, Ala. • 02.16.25 |
| Made less than five free throws | 3 (3-8) • South Florida • Tampa, Fla. • 11.14.24 |
| Made 5-10 free throws | 5 (5-10) • Tennessee State • Nashville, Tenn. • 11.23.25 |

OPPONENT BASKETS MADE

| | |
|---------------------------------|---|
| 40+ field goals made | 42 • South Carolina • Nashville, Tenn. • 1.14.21 |
| 10-14 3-point field goals made | 12 • BYU • St. Thomas, USVI. • 11.29.25 |
| 15+ 3-point field goals made | 15 • Kentucky • Nashville, Tenn. • 01.05.25 |
| Did not make a 3-pointer | 0-8 • Ole Miss • Nashville, Tenn. • 2.20.22 |
| Made 20+ free throws | 22 (22-26) • Texas • Austin, Texas • 02.06.25 |
| Made less than five free throws | 3 (3-8) • Tennessee • Greenville, S.C. • 03.06.25 |
| Made 5-10 free throws | 6 (6-10) • Virginia • Nashville, Tenn. • 12.03.25 |

REBOUNDS

| | |
|--------------------|--|
| 10-20 rebounds | 20 • Georgia • Nashville, Tenn. • 2.5.23 |
| 21-29 rebounds | 28 • South Carolina • Greenville, S.C. • 03.07.25 |
| 40-44 rebounds | 43 • Western Ky. • Bowling Green, Ky. • 11.19.25 |
| 45-49 rebounds | 45 • Tennessee State • Nashville, Tenn. • 11.23.25 |
| 50+ rebounds | 51 • West Georgia • Nashville, Tenn. • 12.21.24 |
| 20+ rebound margin | +27 • Austin Peay • Nashville, Tenn. • 11.08.24 |
| 30+ rebound margin | +30 • Samford • Nashville, Tenn. • 11.22.24 |

OPPONENT REBOUNDS

| | |
|--------------------|---|
| 20-24 rebounds | 24 • Miami • Coral Gables, Fla. • 12.04.24 |
| 25-29 rebounds | 27 • Western Ky. • Bowling Green, Ky. • 11.19.25 |
| 40-44 rebounds | 42 • Oregon State • St. Thomas, USVI. • 11.27.25 |
| 45-49 rebounds | 48 • Michigan State • Palm Springs, Calif. • 11.27.24 |
| 50+ rebounds | 54 • Oklahoma • Norman, Okla. • 02.20.25 |
| 60+ rebounds | 65 • Mississippi State • Nashville, Tenn. • 02.13.25 |
| 20+ rebound margin | +25 • Oklahoma • Norman, Okla. • 02.20.25 |

STEALS

| | |
|--------------|--|
| 0-5 steals | 5 • South Carolina • Greenville, S.C. • 03.07.25 |
| 10-15 steals | 14 • Virginia • Nashville, Tenn. • 12.03.25 |
| 16-19 steals | 18 • Tennessee State • Nashville, Tenn. • 11.23.25 |
| 20+ steals | 21 • Texas A&M • Nashville, Tenn. • 02.27.25 |

OPPONENT STEALS

| | |
|--------------|---|
| 0-5 steals | 4 • BYU • St. Thomas, USVI. • 11.29.25 |
| 10-15 steals | 10 • Virginia • Nashville, Tenn. • 12.03.25 |
| 15-19 steals | 17 • Florida • Nashville, Tenn. • 1.7.24 |
| 20+ steals | 22 • UCLA • Boston, Mass. • 11.26.95 |

ASSISTS

| | |
|-----------------|--|
| 0-9 assists | 8 • Texas • Austin, Texas • 02.06.25 |
| 15-19 assists | 19 • Virginia • Nashville, Tenn. • 12.03.25 |
| 20-25 assists | 21 • BYU • St. Thomas, USVI. • 11.29.25 |
| 25-29 assists | 28 • Furman • Nashville, Tenn. • 11.10.25 |
| 30-plus assists | 33 • Tennessee State • Nashville, Tenn. • 11.23.25 |

OPPONENT ASSISTS

| | |
|---------------|---|
| 0-9 assists | 8 • Tennessee State • Nashville, Tenn. • 11.23.25 |
| 15-19 assists | 18 • California • Paris, France • 11.03.25 |
| 20-25 assists | 25 • Oklahoma • Norman, Okla. • 02.20.25 |
| 26-30 assists | 26 • Ole Miss • Oxford, Miss. • 01.09.25 |

TURNOVERS

| | |
|-----------------|--|
| 5-10 turnovers | 5 • BYU • St. Thomas, USVI. • 11.29.25 |
| 20-24 turnovers | 20 • Austin Peay • Clarksville, Tenn. • 11.12.25 |
| 25-29 turnovers | 29 • Ole Miss • Oxford, Miss. • 01.09.25 |
| 30-40 turnovers | 37 • UCLA • Boston, Mass. • 11.26.95 |

OPPONENT TURNOVERS

| | |
|-----------------|--|
| 5-10 turnovers | 10 • Tennessee • Nashville, Tenn. • 01.19.25 |
| 20-24 turnovers | 21 • Oregon State • St. Thomas, USVI. • 11.27.25 |
| 25-29 turnovers | 29 • Tennessee State • Nashville, Tenn. • 11.23.25 |
| 30-40 turnovers | 30 • Texas A&M • Nashville, Tenn. • 02.27.25 |

BLOCKED SHOTS

| | |
|-------------------|--|
| 0 Blocks | 0 • South Carolina • Nashville, Tenn. • 02.23.25 |
| 5-9 blocked shots | 5 • Virginia • Nashville, Tenn. • 12.03.25 |

OPPONENT BLOCKED SHOTS

| | |
|-------------------|--|
| 0 Blocks | 0 • Austin Peay • Clarksville, Tenn. • 11.12.25 |
| 5-9 blocked shots | 5 • South Carolina • Greenville, S.C. • 03.07.25 |
| 10+ blocked shots | 14 • South Carolina • Nashville, Tenn. • 1.19.23 |

MARGIN OF VICTORY

| | |
|-------------------------|---|
| 1 point | vs. Tennessee (71-7) • Nashville, Tenn. • 01.19.25 |
| 2 points | at Arkansas (66-64) • Tuscaloosa, Ala. • 01.26.25 |
| 10-19 points | 13 • Virginia (81-68) • Nashville, Tenn. • 12.03.25 |
| 20-30 points | 22 • Oregon State (88-66) • St. Thomas, USVI. • 11.27.25 |
| Back-to-back 20+ points | 56 • Tennessee St. (99-43) • Nashville, Tenn. • 11.23.25 |
| | 22 • Oregon State (88-66) • St. Thomas, USVI. • 11.27.25 |
| 30-39 points | 38 • Western Kentucky (87-49) • Bowling Green, Ky. • 11.10.25 |
| Back-to-back 30+ points | 54 • Alabama St. (92-38) • Nashville, Tenn. • 11.21.25 |
| | 56 • Tennessee State (99-43) • Nashville, Tenn. • 11.23.25 |
| 40-49 points | 48 • Furman (96-48) • Nashville, Tenn. • 11.10.25 |
| Back-to-back 40+ points | 54 • Alabama St. (92-38) • Nashville, Tenn. • 11.21.25 |
| | 56 • Tennessee St. (99-43) • Nashville, Tenn. • 11.23.25 |
| 50-59 points | 56 • Tennessee State (99-43) • Nashville, Tenn. • 11.23.25 |
| Back-to-back 50+ points | 54 • Alabama St. (92-38) • Nashville, Tenn. • 11.21.25 |
| | 56 • Tennessee St. (99-43) • Nashville, Tenn. • 11.23.25 |
| 60-69 points | 66 • Evansville (106-40) • Nashville, Tenn. • 12.14.24 |
| 70+ points | 70 • Hampton (116-46) • Nashville, Tenn. • 11.29.98 |
| Single-overtime win | at Auburn (98-88) • Auburn, Ala. • 02.16.25 |
| Double-overtime win | at Florida (106-98) • Gainesville, Fla. • 2.6.11 |
| Triple-overtime win | NEVER OCCURRED |

OPPONENT MARGIN OF VICTORY

| | |
|-------------------------|--|
| 1 point | vs. Florida (53-52) • Greenville, S.C. • 3.3.22 |
| 2 points | vs. Missouri (65-63) • Nashville, Tenn. • 1.14.24 |
| 10-19 points | 15 • Ole Miss (76-61) • Nashville, Tenn. • 02.02.25 |
| 20-30 points | 21 • South Carolina (84-63) • Greenville, S.C. • 03.07.25 |
| Back-to-back 20+ points | 20 (101-81) • Oklahoma • Norman, Okla. • 02.20.25 |
| | 28 • South Carolina (82-54) • Nashville, Tenn. • 02.23.25 |
| 30-39 points | 37 • Alabama (98-61) • Tuscaloosa, Ala. • 1.26.20 |
| 40-49 points | 48 • South Carolina (96-48) • Nashville, Tenn. • 1.19.23 |
| 50-59 points | 55 • South Carolina (85-30) • Columbia, S.C. • 01.24.22 |
| 60-69 points | 63 • South Carolina (106-43) • Nashville, Tenn. • 01.14.21 |
| 70+ points | NEVER OCCURRED |
| Single-overtime win | Alabama (77-71) • Nashville, Tenn. • 2.6.22 |
| Double-overtime win | Mississippi State (85-77) • Nashville, Tenn. • 02.13.25 |
| Triple-overtime win | NEVER OCCURRED |





LAST TIME...

A DORE SCORED 20 OR MORE PTS**Mikayla Blakes • 28 Pts vs. Virginia • 12.03.25****TWO DORES SCORED 20 OR MORE PTS****Mikayla Blakes • 24 Pts vs. Tennessee • 03.06.25****Iyana Moore • 23 Pts vs. Tennessee • 03.06.25****AN OPPONENT SCORED 20 OR MORE PTS****Marya Hudgins • BYU • 27 Pts • 11.29.25****TWO OPPONENTS SCORED 20 OR MORE PTS****Yuting Deng • Auburn • 27 Pts • 02.16.25****DeYona Gaston • Auburn • 25 Pts • 02.16.25****A DORE SCORED 30 OR MORE PTS****Mikayla Blakes • 35 Pts vs. Oregon State • 11.27.25****A DORE SCORED 40 OR MORE PTS****Mikayla Blakes • 55 Pts at Auburn • 02.16.25****A DORE SCORED 50 OR MORE PTS****Mikayla Blakes • 55 Pts at Auburn • 02.16.25****AN OPP. SCORED 30 OR MORE PTS****Raegan Beers • Oklahoma • 30 Pts • 02.20.25****A DORE COLLECTED 15 OR MORE REBS****Khamil Pierre • 15 Reb vs. Tennessee • 03.06.25****AN OPP. COLLECTED 15 OR MORE REBS****Madina Okot • Mississippi State • 23 Reb • 02.13.25****A DORE COLLECTED 10 OR MORE AST****Aubrey Galvan • 15 Ast vs. Tennessee State • 11.23.25****AN OPP. COLLECTED 10 OR MORE AST****Mar'shaun Bostic • Auburn • 11 Ast • 02.16.25****A DORE HAD FIVE OR MORE STL****Aubrey Galvan • 6 Stl vs. Oregon State • 11.27.25****AN OPP. COLLECTED FIVE OR MORE STL****Rori Harmon • Texas • 5 Stl • 02.06.25****A DORE HAD FIVE OR MORE BLK****Sacha Washington • 6 Blk vs. Dayton • 12.20.23****AN OPP. COLLECTED FIVE OR MORE BLK****L'or Mputu • South Florida • 6 Blk • 11.14.24****A DORE MADE 10-PLUS FG****Mikayla Blakes • 10 FGM vs. BYU • 11.29.25****A DORE MADE 10-PLUS FG IN BACK-TO-BACK GAMES****Mikayla Blakes (3) • 11 FGM vs. Tenn. State • 11.23.25****12 FGM vs. Oregon St. • 11.27.25****10 FGM vs. BYU • 11.29.25****AN OPP. MADE 10 OR MORE FG****Marya Hudgins • BYU • 10 FGM • 11.29.25****A DORE ATTEMPTED 20 OR MORE FG****Mikayla Blakes • 24 FTA vs. BYU • 11.29.25****AN OPP. ATTEMPTED 20 OR MORE FG****Yutling Deng • Auburn • 26 FGA • 02.16.25****A DORE MADE 10 OR MORE FREE THROWS****Mikayla Blakes • 12 FTM vs. Virginia • 12.03.25****A DORE MADE 20 OR MORE FREE THROWS****Mikayla Blakes • 23 FTM at Auburn • 02.16.25****AN OPP. MADE 10 OR MORE FREE THROWS****Diamond Battles • Georgia • 10 FTM • 2.5.23****A DORE MADE 5 OR MORE 3-PT FG****Justine Pissott • 5 3-Pt FGM vs. Oregon State • 11.27.25****AN OPP. MADE 5 OR MORE 3-PT FG****Kennedy Todd-Williams • Ole Miss • 5 3PT FGM • 01.09.25****VANDY HAD 5 OR PLAYERS IN DBL FIGURES****Five Players • vs. Alabama State • 11.21.25****AN OPP. HAD 5 OR PLAYERS IN DBL FIGURES****Ole Miss • Five Players • 01.09.25****VANDY PLAYER HAD A DOUBLE-DOUBLE****Justine Pissott • 18 pts, 10 reb vs. BYU • 11.29.25****A DORE HAD CONSECUTIVE DOUBLE-DOUBLES****Khamil Pierre (2) • 16 pts, 15 reb vs. Tennessee • 03.06.25****17 pts, 10 reb vs. South Carolina • 03.07.25****AN OPP. HAD A DOUBLE-DOUBLE****Ally Schimel • Oregon State • 15 pts, 10 reb • 11.27.25****VANDY HAD 2 PLAYERS POST A DOUBLE-DOUBLE****vs. Tennessee State • 11.23.25****Aubrey Galvan • 16 pts, 15 ast****Sacha Washington • 13 pts, 10 reb****AN OPP. HAD 2 PLAYERS POST A DOUBLE-DOUBLE****Ivy Wolf, Dayton • 23 pts, 10 reb • 12.19.24****Arianna Smith, Dayton • 16 pts, 12 reb • 12.19.24****VANDY HAD 3 PLAYERS POST A DOUBLE-DOUBLE****vs. Western Kentucky • 11.15.23****Sacha Washington • 18 pts, 10 reb****Jordyn Oliver • 15 pts, 10 reb****Jordyn Cambridge • 11 pts, 13 reb****VANDY PLAYER HAD A TRIPLE-DOUBLE****Jordyn Cambridge • vs. Texas A&M • 3.2.23****15 reb, 13 pts, 10 ast****ALL VANDY PLAYERS THAT PLAYED SCORED****11 Players vs. Tennessee State • 11.23.25**

RECORD WHEN...

2025-26 OVERALL**9-0**

AT HOME

4-0

ON THE ROAD

2-0

NEUTRAL GAMES

3-0

IN OVERTIME

0-0

IN DOUBLE OVERTIME

0-0

AFTER A WIN

8-0

AFTER A LOSS

0-0

LEADING AFTER 1ST QUARTER

6-0

TRAILING AFTER 1ST QUARTER

2-0

TIED SCORE AFTER 1ST QUARTER

1-0

LEADING AT HALFTIME

8-0

TRAILING AT HALFTIME

1-0

TIED AT HALFTIME

0-0

LEADING AFTER 3RD QUARTER

9-0

TRAILING AFTER 3RD QUARTER

0-0

TIED SCORE AFTER 3RD QUARTER

0-0

OUTSCORING OPP. IN 2ND HALF

9-0

OUTSCORED BY OPP. IN 2ND HALF

0-0

SCORING SAME PTS IN 2ND HALF

0-0

LEADING WITH 5 MIN. REMAINING

9-0

TRAILING WITH 5 MIN. REMAINING

0-0

TIED WITH 5 MIN. REMAINING

0-0

SCORING FEWER THAN 50 POINTS

0-0

SCORING 50-59 POINTS

0-0

SCORING 60-69 POINTS

0-0

SCORING 70-79 POINTS

2-0

SCORING 80-89 POINTS

4-0

SCORING 90-99 POINTS

3-0

SCORING 100+ POINTS

0-0

ALLOWING 39-OR-FEWER POINTS

1-0

ALLOWING 40-49 POINTS

3-0

ALLOWING 50-59 POINTS

0-0

ALLOWING 60-69 POINTS

4-0

ALLOWING 70-79 POINTS

1-0

ALLOWING 80-89 POINTS

0-0

ALLOWING 90-OR-MORE POINTS

0-0

GAME DECIDED BY 1-POINT

0-0

GAME DECIDED BY 2-3 POINTS

0-0

GAME DECIDED BY 4-5 POINTS

0-0

GAME DECIDED BY 6-9 POINTS

1-0

GAME DECIDED BY 10-19 POINTS

3-0

GAME DECIDED BY 20-29 POINTS

1-0

GAME DECIDED BY 30-39 POINTS

0-0

GAME DECIDED BY 40-49 POINTS

2-0

GAME DECIDED BY 50-59 POINTS

2-0

GAME DECIDED BY 60+ POINTS

0-0

HIGHER FIELD GOAL PERCENTAGE

6-0

LOWER FIELD GOAL PERCENTAGE

3-0

SAME FIELD GOAL PERCENTAGE

0-0

SHOOTING LESS THAN 30%

0-0

SHOOTING 30-39%

1-0

SHOOTING 40-49%

7-0

SHOOTING 50+%

1-0

OPP. SHOOTING LESS 30%

2-0

OPP. SHOOTING 30-39%

4-0

OPP. SHOOTING 40-49%

3-0

OPP. SHOOTING 50+%

0-0

MORE MADE 3-PT THAN OPP.

6-0

FEWER MADE 3-PT THAN OPP.

2-0

SAME 3-PT MAKES AS OPP.

1-0

MAKING FEWER THAN FIVE 3-PT FG

0-0

MAKING BETWEEN 5-9 3-PT FG

5-0

MAKING 10+ 3-PT FG

4-0

ALLOWING FEWER THAN 5 3-PT FG

1-0

ALLOWING BETWEEN 5-9 3-PT FG

7-0

ALLOWING 10+ 3-PT FG

1-0

MAKING MORE FREE THROWS

7-0

MAKING FEWER FREE THROWS

1-0

MAKING SAME FREE THROWS

1-0

MAKING FEWER THEN 10 FREE THROWS

1-0

MAKING 10-19 FREE THROWS

8-0

MAKINGS 20+ FREE THROWS

0-0

OPP. MAKES 0-10 FREE THROWS

7-0

OPP. MAKES 10-19 FREE THROWS

2-0

OPP. MAKES 20+ FREE THROWS

0-0

OUTREBOUNDING OPP.

7-0

OUTREBOUNDED BY OPP.

2-0

SAME TOTAL OF REBOUNDS

0-0

FEWER THAN 10 ASSISTS

0-0

10-19 ASSISTS

6-0

20+ ASSISTS

3-0

NO BLOCKS

0-0

1-4 BLOCKS

2-0

5+ BLOCKS

7-0

COMMITTING FEWER TURNOVERS

8-0

COMMITTING MORE TURNOVERS

1-0

COMMITTING SAME TURNOVERS

0-0

FORCING FEWER THAN 10 TURNOVERS

0-0

FORCING 10-19 TURNOVERS

4-0

FORCING 20-29 TURNOVERS

5-0

FORCING 30+ TURNOVERS

0-0

IN DAY GAMES

4-0

IN NIGHT GAMES

5-0

ON SUNDAY

1-0

ON MONDAY

2-0

ON TUESDAY

0-0

ON WEDNESDAY

3-0

ON THURSDAY

1-0

ON FRIDAY

1-0

ON SATURDAY

1-0

IN NOVEMBER

8-0

IN DECEMBER

1-0

IN JANUARY

0-0

IN FEBRUARY

0-0

IN MARCH

0-0

VS. SEC

0-0

VS. SEC AT MEMORIAL GYM

0-0

VS. SEC ON THE ROAD

0-0

VS. RANKED OPPONENTS

0-0

VS. OPPONENTS RECEIVING

0-0

WINNING THE OPENING TIP

4-0

LOSING THE OPENING TIP

5-0

WEARING WHITE

6-0

WEARING VANDY SCRIPT WHITE

2-0

WEARING GOLD

1-0



2025-26 GAME LEADERS

| OPPONENT | DATE | SCORE | W/L | POINTS | REBOUNDS | ASSISTS | STEALS | BLOCKS |
|----------------------|----------|-------|-----|------------------|-----------------------------------|-----------------------|-------------------|-------------------------------------|
| vs. California | 11-03-25 | 74-65 | W | Blakes (27) | Mitchell (10) | Galvan (7) | Washington (4) | Mitchell/Pissott (3) |
| Furman | 11-10-25 | 96-48 | W | Mwenentanda (16) | Galvan (7) | Galvan (8) | Blakes (4) | Blakes/Makurat (1) |
| at Austin Peay | 11-12-25 | 75-65 | W | Blakes (26) | Washington (10) | Pissott (4) | Washington (3) | Washington (2) |
| at Western Kentucky | 11-19-25 | 87-49 | W | Blakes (30) | Blakes (10) | Galvan (8) | Blakes (6) | Del Rosario (3) |
| Alabama State | 11-21-25 | 92-38 | W | Makurat (21) | Washington (7) | Galvan (8) | Blakes (4) | Del Rosario/Washington (2) |
| Tennessee State | 11-23-25 | 99-43 | W | Blakes (24) | Washington (10) | Galvan (15) | Galvan (9) | Del Rosario/Mitchell/Washington (2) |
| vs. Oregon State | 11-27-25 | 88-66 | W | Blakes (35) | Pissott/Washington (6) | Blakes/Pissott (4) | Galvan (6) | Mitchell (2) |
| vs. BYU | 11-29-25 | 84-71 | W | Blakes (27) | Washington (12) | Blakes/Washington (6) | Blakes/Galvan (3) | Washington (1) |
| Virginia | 12-03-25 | 81-68 | W | Blakes (28) | Blakes/Mwenentanda/Washington (7) | Galvan (8) | Blakes (4) | Mitchell (3) |
| at South Florida | 12-15-25 | | | | | | | |
| UAlbany | 12-18-25 | | | | | | | |
| Texas Southern | 12-20-25 | | | | | | | |
| Stonehill | 12-28-25 | | | | | | | |
| at Arkansas | 01-01-26 | | | | | | | |
| LSU | 01-04-26 | | | | | | | |
| Missouri | 01-08-26 | | | | | | | |
| at Texas A&M | 01-11-26 | | | | | | | |
| at Mississippi State | 01-15-26 | | | | | | | |
| vs. Michigan | 01-19-26 | | | | | | | |
| Auburn | 01-22-26 | | | | | | | |
| at South Carolina | 01-25-26 | | | | | | | |
| at Ole Miss | 01-29-26 | | | | | | | |
| Florida | 02-01-26 | | | | | | | |
| at Kentucky | 02-05-26 | | | | | | | |
| Oklahoma | 02-09-26 | | | | | | | |
| Texas | 02-12-26 | | | | | | | |
| at Georgia | 02-15-26 | | | | | | | |
| Kentucky | 02-22-26 | | | | | | | |
| Alabama | 02-26-26 | | | | | | | |
| at Tennessee | 03-01-26 | | | | | | | |

POINTS

| | |
|-------------------------|---------|
| Mikayla Blakes | 7 (6-0) |
| Aga Makurat | 1 (1-0) |
| Ndjakalenga Mwenentanda | 1 (1-0) |

REBOUNDS

| | |
|-------------------------|---------|
| Sacha Washington | 6 (6-0) |
| Mikayla Blakes | 2 (2-0) |
| Aubrey Galvan | 1 (1-0) |
| Aiyana Mitchell | 1 (1-0) |
| Ndjakalenga Mwenentanda | 1 (1-0) |
| Justine Pissott | 1 (1-0) |

ASSISTS

| | |
|------------------|---------|
| Aubrey Galvan | 6 (6-0) |
| Mikayla Blakes | 2 (2-0) |
| Justine Pissot | 2 (2-0) |
| Sacha Washington | 2 (2-0) |

STEALS

| | |
|------------------|---------|
| Mikayla Blakes | 5 (5-0) |
| Aubrey Galvan | 3 (3-0) |
| Sacha Washington | 2 (2-0) |

BLOCKS

| | |
|--------------------|---------|
| Aiyana Mitchell | 4 (4-0) |
| Sacha Washington | 4 (4-0) |
| Aalyah Del Rosario | 3 (3-0) |
| Mikayla Blakes | 1 (1-0) |
| Aga Makurat | 1 (1-0) |
| Justine Pissott | 1 (1-0) |

2025-26 GAME HIGHS & LOWS

HIGHS

| | | |
|------------------|----|---|
| Points | 99 | vs. Tennessee State (11/21/25) |
| FG Made | 43 | vs. Tennessee State (11/21/25) |
| FG Attempts | 76 | vs. Tennessee State (11/21/25) |
| 3-Pt FG Made | 12 | at Western Ky. (11/19/25) vs. Oregon State (11/27/25) |
| 3-PT FG Attempts | 31 | at Western Ky. (11/19/25) |
| FT Made | 19 | vs. Alabama State (11/21/25) vs. Virginia (12/03/25) |
| FT Attempts | 25 | vs. Furman (11/10/25) vs. Alabama State (11/21/25) |
| Rebounds | 49 | vs. California (11/3/25) |
| Assists | 33 | vs. Tennessee State (11/21/25) |
| Steals | 18 | at Western Ky. (11/19/25) vs. Tennessee State (11/21/25) |
| Blocks | 9 | vs. Tennessee State (11/21/25) |
| Turnovers | 20 | at Austin Peay (11/12/25) |
| Fouls | 19 | at Austin Peay (11/12/25) |

LOWS

| | | |
|------------------|----|---|
| Points | 74 | vs. California (11/3/25) |
| FG Made | 26 | at Austin Peay (11/12/25) |
| FG Attempts | 55 | at Austin Peay (11/12/25) |
| 3-Pt FG Made | 6 | vs. California (11/3/25) |
| 3-PT FG Attempts | 21 | at Austin Peay (11/12/25) vs. Tennessee State (11/21/25) |
| FT Made | 5 | vs. Tennessee State (11/21/25) |
| FT Attempts | 10 | vs. Tennessee State (11/21/25) |
| Rebounds | 31 | vs. Oregon State (11/27/25) |
| Assists | 15 | vs. California (11/3/25) at Austin Peay (11/12/15) |
| Steals | 6 | at Austin Peay (11/12/25) |
| Blocks | 2 | vs. Furman (11/10/25) |
| Turnovers | 7 | vs. Alabama State (11/21/25) vs. Oregon State (11/27/25) |
| Fouls | 12 | vs. Oregon State (11/27/25) |



BENCH PRODUCTION

| Game | VU-OPP | Diff. | Top Bench Scorer |
|----------------|-----------|-------|--------------------------|
| vs. California | 14-5 | +9 | Aiyana Mitchell, 12 |
| Furman | 33-26 | +7 | Aiyana Mitchell, 12 |
| at Austin Peay | 13-20 | -7 | Aiyana Mitchell, 10 |
| at Western Ky. | 18-17 | +1 | Aga Makurat, 7 |
| Alabama St. | 50-16 | +34 | Aga Makurat, 21 |
| Tennessee St. | 32-18 | +14 | Aiyana Mitchell, 8 |
| vs. Oregon St. | 14-22 | -8 | Jada Brown, 9 |
| vs. BYU | 12-14 | -2 | Jada Brown, 8 |
| Virginia | 8-20 | -12 | Aiyana Mitchell, 8 |
| Total | 194-158 | +36 | Aiyana Mitchell, 67 pts |
| AVG. | 21.6-17.6 | +4.0 | Aiyana Mitchell, 7.4 ppg |

SPECIALTY STATS

| Team | Off. TO | PAINT | 2nd CHANCE | FAST BREAK |
|----------------|-----------|-----------|------------|------------|
| vs. California | 19-13 | 40-34 | 25-15 | 14-6 |
| Furman | 41-5 | 33-26 | 12-5 | 22-4 |
| at Austin Peay | 13-22 | 32-28 | 14-7 | 8-9 |
| at Western Ky. | 25-6 | 36-20 | 24-9 | 10-5 |
| Alabama State | 38-4 | 34-10 | 17-1 | 11-0 |
| Tennessee St. | 38-9 | 64-22 | 20-12 | 31-10 |
| vs. Oregon St. | 27-12 | 30-36 | 6-13 | 13-2 |
| vs. BYU | 30-4 | 30-22 | 4-10 | 14-13 |
| Virginia | 28-19 | 28-34 | 6-7 | 14-21 |
| Total | 259-94 | 327-232 | 128-79 | 137-70 |
| AVG. | 28.8-10.4 | 36.3-25.8 | 14.2-8.8 | 15.2-7.8 |

2025-26 GAME-BY-GAME STATS

| | | | | Total | | 3-Pointers | | Free throws | | Rebounds | | | | | | | | | | | |
|----------------------------------|------------|-------|---|---------|------|------------|------|-------------|------|----------|-----|-----|------|-----|-----|-----|-----|-----|-----|------|--|
| Opponent | Date | Score | | FG-FGA | PCT | 3FG-3FGA | PCT | FT-FTA | PCT | OFF | DEF | TOT | AVG | PF | A | TO | BLK | STL | PTS | AVG | |
| vs California | 11/03/2025 | 74-65 | W | 29-75 | .387 | 6-22 | .273 | 10-16 | .625 | 27 | 22 | 49 | 49.0 | 17 | 15 | 14 | 8 | 15 | 74 | 74.0 | |
| Furman | 11/10/2025 | 96-48 | W | 37-66 | .561 | 10-25 | .400 | 12-22 | .545 | 11 | 26 | 37 | 43.0 | 16 | 28 | 12 | 2 | 14 | 96 | 85.0 | |
| at Austin Peay at Western Ky. | 11/12/2025 | 75-65 | W | 26-55 | .473 | 8-21 | .381 | 15-25 | .600 | 15 | 25 | 40 | 42.0 | 19 | 15 | 20 | 6 | 6 | 75 | 81.7 | |
| | 11/19/2025 | 87-49 | W | 33-75 | .440 | 12-33 | .364 | 9-12 | .750 | 25 | 23 | 48 | 43.5 | 17 | 19 | 12 | 8 | 19 | 87 | 83.0 | |
| Alabama St. | 11/21/2025 | 92-38 | W | 31-73 | .425 | 11-30 | .367 | 19-25 | .760 | 18 | 30 | 48 | 44.4 | 15 | 22 | 7 | 6 | 15 | 92 | 84.8 | |
| Tennessee St. | 11/23/2025 | 99-43 | W | 43-76 | .566 | 8-21 | .381 | 5-10 | .500 | 15 | 30 | 45 | 44.5 | 11 | 33 | 15 | 9 | 18 | 99 | 87.2 | |
| vs Oregon St. | 11/27/2025 | 88-66 | W | 32-68 | .471 | 12-26 | .462 | 12-17 | .706 | 10 | 21 | 31 | 42.6 | 15 | 15 | 7 | 5 | 12 | 88 | 87.3 | |
| vs BYU | 11/29/2025 | 84-71 | W | 30-73 | .411 | 11-34 | .324 | 13-14 | .929 | 16 | 21 | 37 | 41.9 | 11 | 21 | 5 | 1 | 8 | 84 | 86.9 | |
| Virginia | 12/03/2025 | 81-68 | W | 27-59 | .458 | 8-23 | .348 | 19-21 | .905 | 10 | 24 | 34 | 41.0 | 13 | 19 | 14 | 5 | 11 | 81 | 86.2 | |
| Total | | 776 | | 288-620 | .465 | 86-235 | .366 | 114-162 | .704 | 147 | 222 | 369 | 41.0 | 134 | 187 | 106 | 50 | 118 | 776 | 86.2 | |
| Opponents | | 513 | | 189-509 | .371 | 61-200 | .305 | 74-120 | .617 | 107 | 201 | 308 | 34.2 | 153 | 102 | 197 | 24 | 53 | 513 | 57.0 | |

Vanderbilt Averages

| Games Played | Points/ game | FG Pct | 3FG Pct | FT Pct | Rebounds/ game | Assists/ game | Turnovers/ game | Assist/Turnover ratio | Steals/ game | Blocks/ game |
|--------------|--------------|--------|---------|--------|----------------|---------------|-----------------|-----------------------|--------------|--------------|
| 9 | 86.2 | 46.5 | 36.6 | 70.4 | 41.0 | 20.8 | 11.8 | 1.8 | 13.1 | 5.6 |



2025-26 GAME COMPARISON

| Opponent | 1st | 2nd | 3rd | 4th | Final | Mar | Total FG | FG Pct | 3-Pointers | 3FG Pct | Free Throws | FT Pct | Rebs | Mar | Ast | TOver | Block | Steal | Fouls |
|----------------|-----------|-----------|-----------|-----------|-----------|-------|---------------------|-----------|-------------------|-----------|--------------------|-----------|-----------|------|-----------|-----------|---------|----------|-----------|
| vs. California | 18-18 | 13-15 | 24-9 | 19-23 | 74-65 | +9 | 29-75/26-67 | .387/.388 | 6-22/7-28 | .273/.250 | 10-16/6-13 | .625/.462 | 49/41 | +8 | 15/18 | 14/17 | 8/4 | 15/8 | 17/14 |
| Furman | 21-13 | 22-9 | 28-10 | 25-16 | 96-48 | +48 | 37-66/17-51 | .561/.333 | 10-25/7-21 | .400/.333 | 12-22/7-21 | .561/.333 | 37/28 | +9 | 28/9 | 12/28 | 2/2 | 14/5 | 16/21 |
| at Austin Peay | 21-19 | 17-14 | 25-18 | 12-14 | 75-65 | +10 | 26-55/22-55 | .473/.393 | 8-21/6-24 | .381/.250 | 15-25/15-20 | .600/.750 | 40/28 | +12 | 15/11 | 20/15 | 6/0 | 6/6 | 19/21 |
| at Western Ky. | 23-11 | 23-13 | 24-15 | 17-10 | 87-49 | +38 | 33-67/18-55 | .493/.327 | 12-31/6-18 | .387/.333 | 9-12/7-11 | .750/.636 | 43/27 | +16 | 16/10 | 13/24 | 6/3 | 18/7 | 16/21 |
| Alabama State | 24-9 | 26-13 | 27-6 | 15-10 | 92-38 | +54 | 31-73/13-48 | .425/.271 | 11-30/5-18 | .367/.278 | 19-25/7-14 | .760/.500 | 48/36 | +12 | 22/6 | 7/25 | 6/3 | 15/4 | 15/22 |
| Tennessee St. | 31-6 | 25-4 | 25-17 | 18-16 | 99-43 | +56 | 43-76/15-56 | .566/.268 | 8-21/3-21 | .381/.143 | 5-10/10-15 | .500/.667 | 45/31 | +14 | 33/8 | 15/29 | 9/1 | 18/6 | 11/13 |
| vs. Oregon St. | 26-13 | 17-25 | 30-9 | 15-19 | 88-66 | +22 | 32-68/26-61 | .471/.426 | 12-26/7-22 | .462/.318 | 12-17/7-9 | .706/.778 | 31/42 | -9 | 15/12 | 7/21 | 5/2 | 12/3 | 15/11 |
| vs. BYU | 16-28 | 24-11 | 24-16 | 20-16 | 84-71 | +13 | 30-73/25-56 | .411/.446 | 11-34/12-28 | .324/.429 | 13-14/9-14 | .929/.643 | 37/39 | -2 | 21/14 | 5/19 | 1/2 | 8/4 | 11/16 |
| Virginia | 18-19 | 16-11 | 29-11 | 18-27 | 81-68 | +13 | 27-59/27-58 | .458/.466 | 8-23/8-21 | .348/.381 | 19-21/6-10 | .905/.600 | 34-31 | +3 | 19/14 | 14/18 | 5/3 | 11/10 | 13/21 |
| SEASON TOTAL | 198-136 | 183-116 | 236-112 | 159-151 | 776-513 | +263 | 288-620/189-509 | .465/.371 | 86-235/61-200 | .366/.305 | 114-162/74-120 | .704/.617 | 369/308 | +61 | 187/102 | 106/197 | 50/24 | 118/53 | 134/153 |
| SEASON AVG | 22.0-15.1 | 20.3-12.9 | 26.2-12.4 | 17.7-16.8 | 86.2-57.0 | +29.2 | 32.0-68.9/21.0-56.6 | | 9.6-26.1/6.8-22.2 | | 12.7-18.0/8.2-13.8 | | 41.0/34.2 | +6.8 | 20.8/11.3 | 11.8/21.9 | 5.6/2.7 | 13.1/5.9 | 14.9/17.0 |

SEASON HIGH | SEASON LOW





SHEA RALPH

HEAD COACH

FIFTH SEASON
UConn • '01

Shea Ralph was named the sixth head coach in Vanderbilt women's basketball history on April 13, 2021. The 2025-26 campaign marks her fifth season leading the Commodores.

Ralph has given the Vanderbilt women's basketball program a resurgence in her short time in the Music City. Using her experience as a player and coach at one of the premier women's basketball programs in the nation, Ralph has brought the Commodores back into the forefront of the NCAA women's basketball landscape.

The Fayetteville, North Carolina, native and UConn graduate has guided the Does to the NCAA Tournament in 2023-24 and 2024-25. It marks the first time that Vanderbilt made consecutive March Madness appearances since earning 15-straight bids from 1999-2014.

Ralph has gone 73-59 (.553) during her four seasons in the Music City, while she is 45-21 (.682) over her last two seasons, which includes 17 victories over SEC teams. Ralph has collected four wins over ranked teams at Vanderbilt and she is the only Commodore women's basketball head coach to defeat in-state rival Tennessee twice in the same season (2024-25).

Ralph recruited and developed Vanderbilt's first National Freshman of the Year recipient, as Mikayla Blakes earned the USBWA Tamika Catchings National Freshman of the Year Award in 2024-25.

The fourth-year head coach has developed a pair of All-Americans at Vanderbilt, with both Mikayla Blakes and Khamil Pierre earning All-American status in 2024-25. She has coached a total of three All-SEC players (Mikayla Blakes (1st - 2024-25), Iyana Moore (2nd -2023-24) and Caja Harbison 2nd - 2022-23)) and has had four Commodores named to the All-SEC Freshman Team. Additionally, she has had nine student-athletes selected to the SEC Academic Honor Roll.

In her fourth season in 2024-25, Ralph guided the Commodores to a 22-11 overall record and an 8-8 mark in SEC play. She led Vanderbilt to its second-straight NCAA Tournament, earning an at-large bid as the No. 7 seed in the Birmingham Region 2.

The 22 wins also marked the first time the Commodores posted back-to-back 20-win seasons since the 2011-12 and 2012-13 campaigns. The Does were ranked in the AP Top 25 and the WBCA Coaches Poll for two weeks during the 2024-25 regular season, marking the first time since 2013-14 that the Commodores have been ranked in both



major polls for multiple weeks. Vanderbilt topped out at No. 23 in both polls on Jan. 28.

The Commodores collected three wins over ranked teams in 2024-25, which include a pair of wins over Tennessee, as Vanderbilt defeated the Lady Vols twice in one season for the first time in program history.

Ralph orchestrated one of the biggest turnarounds in program history during the 2023-24 season, as the Commodores went from being projected last in the SEC preseason polls to earning the program's first bid into the NCAA Tournament in 10 seasons.

Vanderbilt went 23-10 in Year 3 under Ralph's direction, as the Commodores made their first appearance in the NCAA Tournament since the 2013-14 campaign. The 23 wins marked an 11-win improvement from a season ago, which is the second-largest win improvement from one season to the next in program history.

Ralph orchestrated one of the biggest turnarounds in program history during the 2023-24 season, as the Commodores went from being projected last in the SEC preseason polls to earning the program's first bid into the NCAA Tournament in 10 seasons.

Vanderbilt went 23-10 in Year 3 under Ralph's direction, as the Commodores made their first appearance in the NCAA Tournament since the 2013-14 campaign. The 23 wins marked an 11-win improvement from a season ago, which is the second-largest win improvement from one season to the next in program history.

The Commodores went out and proved the preseason prognosticators wrong in 2023-24, as Vandy finished sixth in the SEC after being picked 13th in the Preseason SEC Coaches Poll and 14th in the Preseason SEC Media Poll. The Does went 9-7 in SEC play and won a program-record six road SEC games. The nine SEC wins were the most for Vanderbilt since the 2012-13 campaign. The Commodores earned the No. 6 seed in the 2024 SEC Women's Basketball Tournament, which was the program's highest seed at the SEC Tournament since 2011.

Vanderbilt's at-large bid into the 2024 NCAA Tournament marked the second time in her three seasons that Ralph has led the Commodores to the postseason.

A total of three Commodores earned All-SEC honors in Year 3 under Ralph. Iyana Moore made her first appearance on the All-SEC second team, while Jordyn Cambridge was named to the All-SEC defensive team for a school-record third time. Khamil Pierre was named to the All-SEC freshman team, making her the third Commodore to earn a spot on the team under Ralph, joining Moore and Sacha Washington. Pierre was also named SEC Freshman of the Week a program record five times during the season.

Vanderbilt's hard-nosed and gritty approach helped the Commodores become one of the elite defensive teams in the SEC, as Vandy ranked third in steals per game at 10.2 steals. The Does' 315 steals during the 2023-24 campaign are the third-most in a season in program history.

THE RALPH FILE

Vanderbilt (2021-Current) Head Coach

- 82-59 overall record in four seasons at Vanderbilt
- Led the Commodores to each of the last two NCAA Tournaments, marking the first time Vanderbilt has earned consecutive March Madness bids since going to 15-straight from 1999-2014
- First Vanderbilt women's coach to defeat Tennessee twice in the same season (2024-25)
- Guided Vanderbilt to its first NCAA Tournament bid since the 2014 NCAA Tournament in 2023-24 and posted the Does' first NCAA Tournament victory since 2013
- Posted the largest win improvement from one season to next in school history during the 2023-24 season, as Vandy's 23 victories marked an 11-win improvement from 2022-23
- Led Vanderbilt to its first postseason bid since the 2013-14 campaign with an appearance in the 2022 WNIT in her debut season in 2021-22
- Guided Vandy to a school record six SEC road wins in '23-'24
- Five players have earned All-SEC honors under Ralph

UConn (2008-2021) Assistant Coach

- 462-22 in 13 seasons as an assistant coach at UConn
- Won Six NCAA National Championships
- 12 Final Four Appearances
- 16 Conference Titles
- Coached 21 WNBA Draft Picks, 9 top-5 picks, three No. 1 picks

Pittsburgh (2003-2008) Assistant Coach

- 86-66 in five seasons as an assistant coach at Pittsburgh
- 2008 Sweet 16 Appearance
- Two NCAA Tournament Appearances (2007 & 08)
- 2006 WNIT Final Four

UConn (1996-2001) Player

- Drafted by Utah Starzz in 2001 WNBA Draft
- Scored 1,678 career points, Ranks 8th in UConn history
- Won 2000 NCAA National Championship
- 2000 NCAA Women's Final Four MVP
- 2000 Big East Player of the Year
- 2000 All-American
- 2000 Sports Illustrated Women's College Player of the Year
- Honda Award Winner



Vanderbilt was hit hard with a plethora of preseason injuries to begin the 2022-23 campaign. Coach Ralph was able to rally the Commodores and record a second-straight double-digit win season, marking the first time in six years that Vandy has posted back-to-back double-digit win campaigns.

During the 2022-23 campaign, Ralph guided Vanderbilt to a winning record inside Memorial Gymnasium for the 38th time in the last 40 seasons. The Commodores won nine games at Memorial Gym, which included victories over Texas A&M, Arkansas, and Kentucky.



Ralph was key in the development of Cija Harbison, who transferred into the program for her graduate season and became one of the most prolific scorers in the SEC. Harbison earned second team All-SEC honors after averaging 19.6 points per game and shot 40.6% from the field. The only player in the SEC to score 40 points in a game this season, Harbison had three outings with 30-plus points among the 23 times she has scored in double figures while recording the highest scoring average of her collegiate career. Harbison has led the Commodores in scoring 16 times, assists on 20 occasions and steals in 15 games. Harbison tied a school record with 41 points and added five steals in a January win over Texas A&M.

In her inaugural season, Ralph led Vanderbilt to its first postseason appearance since 2014. The Commodores reached the third round of the Women's National Invitation Tournament, their longest postseason run since 2013. Vanderbilt also recorded its first SEC Tournament victory in six years when it defeated Texas A&M 85-69 on March 2, 2022.

In all, Ralph accrued the third-most wins of any women's basketball coach in a debut season. That included a 63-59 victory against No. 15 Florida in Memorial Gymnasium on Feb. 24, 2022, the program's first win against a ranked opponent since 2020.

Ralph wasted no time helping individual student-athletes realize their full potential. Jordyn Cambridge, Iyana Moore and Sacha Washington earned All-SEC accolades during the 2021-22 campaign. Cambridge recorded the program's first postseason triple-double during the SEC Tournament, while she and Moore contributed to a program-record 17 3-pointers against Alabama State on Dec. 28, 2021.

A seven-time national champion as a student-athlete or coach, Ralph arrived at Vanderbilt after spending the previous 13 seasons as an assistant coach alongside Geno Auriemma at the University of Connecticut. While serving as a coach at her alma mater, Ralph helped guide the Huskies to 12 Final Four appearances and six national championships, including an NCAA record four-consecutive titles from 2013-16.

Ralph was an instrumental figure in recruiting and player development with the Huskies.

She mentored standouts like Paige Bueckers, who in

RALPH BY THE RECORD

| SEASON | TEAM | OVERALL | CONF. | CONF. FINISH | POSTSEASON |
|---------|--------------------|---------|-------|--------------|--------------------------|
| 1996-97 | UConn (Player) | 33-1 | 18-0 | 1st | Elite Eight |
| 1997-98 | UConn (Redshirted) | 34-3 | 17-1 | 1st | Elite Eight |
| 1998-99 | UConn (Player) | 29-5 | 17-1 | T-1st | Sweet 16 |
| 1999-00 | UConn (Player) | 36-1 | 18-0 | T-1st | NCAA Champions |
| 2000-01 | UConn (Player) | 32-3 | 17-1 | 1st | Final Four |
| 2003-04 | Pittsburgh (AC) | 6-20 | 2-14 | 13th | -- |
| 2004-05 | Pittsburgh (AC) | 13-15 | 5-11 | 10th | -- |
| 2005-06 | Pittsburgh (AC) | 22-11 | 9-7 | T-6th | WNIT Final Four |
| 2006-07 | Pittsburgh (AC) | 24-9 | 10-6 | T-5th | NCAA 2nd Round |
| 2007-08 | Pittsburgh (AC) | 24-11 | 10-6 | T-5th | Sweet 16 |
| 2008-09 | UConn (AC) | 39-0 | 16-0 | 1st | NCAA Champions |
| 2009-10 | UConn (AC) | 39-0 | 16-0 | 1st | NCAA Champions |
| 2010-11 | UConn (AC) | 36-2 | 16-0 | 1st | Final Four |
| 2011-12 | UConn (AC) | 33-5 | 13-3 | T-2nd | Final Four |
| 2012-13 | UConn (AC) | 35-4 | 14-2 | 2nd | NCAA Champions |
| 2013-14 | UConn (AC) | 40-0 | 18-0 | 1st | NCAA Champions |
| 2014-15 | UConn (AC) | 38-1 | 18-0 | 1st | NCAA Champions |
| 2015-16 | UConn (AC) | 38-0 | 18-0 | 1st | NCAA Champions |
| 2016-17 | UConn (AC) | 36-1 | 16-0 | 1st | Final Four |
| 2017-18 | UConn (AC) | 36-1 | 16-0 | 1st | Final Four |
| 2018-19 | UConn (AC) | 35-3 | 16-0 | 1st | Final Four |
| 2019-20 | UConn (AC) | 29-3 | 16-0 | 1st | NCAA Tournament Canceled |
| 2020-21 | UConn (AC) | 28-2 | 18-0 | 1st | Final Four |
| 2021-22 | Vanderbilt (HC) | 16-19 | 4-12 | T-12th | WNIT Sweet 16 |
| 2022-23 | Vanderbilt (HC) | 12-19 | 3-13 | 12th | -- |
| 2023-24 | Vanderbilt (HC) | 23-10 | 9-7 | 6th | NCAA 1st Round |
| 2024-25 | Vanderbilt (HC) | 22-11 | 8-8 | T-8th | NCAA 1st Round |
| 2025-26 | Vanderbilt (HC) | 9-0 | 0-0 | -- | -- |

RALPH OVERALL CAREER RECORD

| SCHOOL | POS. | RECORD | CONF | POSTSEASON |
|----------------------|-------------------|----------------|---------------|--|
| UConn (1996-01) | Player | 164-13 | 87-3 | 5 NCAA Tourn. • 1 NCAA Title • 2 Final Fours • 4 Elite Eights • 5 Sweet 16 |
| Pittsburgh (2003-08) | Ast. Coach | 89-66 | 36-44 | 2 NCAA Tourn. • 1 Sweet 16 • 2 NCAA 2nd Rd • 1 WNIT Final Four |
| UConn (2008-21) | Ast. Coach | 462-19 | 211-5 | 12 NCAA Tourn. • 6 NCAA Title • 12 Final Fours • 4 Perfect Seasons |
| Vandy (2021-Pres.) | Head Coach | 82-59 | 24-40 | 2 NCAA Tourn. • 1 WNIT Sweet 16 |
| TOTAL | 28 Seasons | 798-157 | 358-92 | 21 NCAA Tourn. • 7 NCAA Titles • 14 Final Fours • 18 Elite Eights |

RALPH UCONN PLAYING STATS

| YEAR | GP | MIN | AVG | FG | FGA | FG% | 3FG | 3FGA | 3P% | FT | FTA | FT% | REB | AVG | AST | AVG | TO | STL | AVG | PTS | AVG |
|---------------------|------------|-------------|-------------|------------|------------|-------------|-----------|------------|-------------|------------|------------|-------------|------------|------------|------------|------------|------------|------------|------------|-------------|-------------|
| 1996-97 | 31 | 676 | 21.8 | 116 | 209 | .555 | 7 | 30 | .233 | 115 | 138 | .833 | 140 | 4.5 | 59 | 1.9 | 65 | 35 | 1.1 | 354 | 11.4 |
| 1997-98 | | | | | | | | | | | | | | | | | | | | | |
| REDSHIRTED - INJURY | | | | | | | | | | | | | | | | | | | | | |
| 1998-99 | 30 | 727 | 24.2 | 164 | 277 | .559 | 31 | 75 | .413 | 144 | 180 | .800 | 113 | 3.8 | 94 | 3.1 | 78 | 69 | 3.1 | 503 | 16.8 |
| 1999-00 | 37 | 1051 | 28.4 | 184 | 295 | .624 | 22 | 55 | .400 | 139 | 170 | .818 | 138 | 3.7 | 181 | 4.9 | 90 | 95 | 4.9 | 529 | 14.3 |
| 2000-01 | 30 | 710 | 23.7 | 98 | 189 | .519 | 21 | 63 | .333 | 75 | 93 | .806 | 119 | 4.0 | 122 | 4.1 | 57 | 53 | 4.1 | 292 | 9.7 |
| TOTAL | 128 | 3164 | 24.7 | 562 | 970 | .579 | 81 | 223 | .363 | 473 | 747 | .814 | 510 | 4.0 | 456 | 3.6 | 290 | 252 | 2.0 | 1678 | 13.1 |

2020-21 became the first freshman to sweep the major national player-of-the-year awards: the Naismith Trophy, Associated Press Player of the Year, USBWA National Player of the Year, Lieberman Award and Wooden Award.

In all, Ralph worked with 21 WNBA draft picks at UConn, including nine top-five picks and three No. 1 overall selections: Tina Charles, Maya Moore and Breanna Stewart.

Prior to returning to UConn as an assistant, Ralph spent five seasons at the University of Pittsburgh from 2003-08. She was instrumental in a period of unprecedented success, helping the Panthers improve from single-digit victories to at least 22 victories in each of her final three seasons. Pitt also reached the Sweet 16 for the first time in program history in 2008.

As one of the most celebrated student-athletes in women's basketball history, Ralph ranks eighth in UConn's storied record book with 1,678 points. She also ranks among the program's all-time top 10 in career assists (456), steals (252) and field goal percentage (57.9). Ralph graduated from Connecticut in 2001 with a degree in exercise physiology.

In leading UConn to a national championship in 2000, Ralph was named an All-American and Big East Player of the Year. She was selected as the most valuable player in the 2000 NCAA Women's Final Four. She also won the Honda Award, presented to the premier female student-athlete in 12 collegiate sports, and the "Sports Illustrated for Women" Player of the Year.

Ralph was selected by the Utah Starzz in the 2001 WNBA Draft, but was unable to pursue a professional career due to a knee injury.

Ralph and her husband, Tom Garrick, have one daughter, Maysen. Currently a member of the Vanderbilt coaching staff, Garrick served as head coach of the UMass-Lowell women's basketball program from 2018-21 and previously served as a Vanderbilt assistant from 2009-15.

Her mother, Marsha Lake, is a trailblazer in women's college basketball, as she is the first All-American from the University of North Carolina and was a member of Team USA with Pat Summitt at the 1973 World University games in Soviet Russia.





1 MIKAYLA BLAKES

@MikaylaBlakes
 @MikaylaBlakes
 @MikaylaBlakes

G • 5-8 • So. • Somerset, N.J. • Rutgers Prep HS

SEASON HIGHS

| |
|--|
| Points • 35 • vs. Oregon State (11/27/25) |
| FG Made • 12 • vs. Oregon State (11/27/25) |
| FG Attempts • 27 • vs. California (11/3/25) |
| 3-Pt Made • 5 • at Western Kentucky (11/19/25) |
| 3-Pt Attempt • 10 • vs. BYU (11/29/25) |
| FT Made • 12 • Virginia (12/03/25) |
| FT Attempt • 13 • Virginia (12/03/25) |
| Rebounds • 10 • at Western Kentucky (11/19/25) |
| Assists • 7 • Virginia (12/03/25) |
| Steals • 6 • at Western Kentucky (11/19/25) |
| Blocks • 1 • 4x, Last: at Tennessee State (11/23/25) |
| Minutes • 40 • 3x, Last: Virginia (12/03/25) |

CAREER HIGHS

| |
|--|
| Points • 55 • at Auburn (02/18/25) |
| FG Made • 16 • at Florida (01/30/25) |
| FG Attempts • 28 • at Auburn (02/18/25) |
| 3-Pt Made • 7 • Last: at Oklahoma (02/20/25) |
| 3-Pt Attempt • 14 • at Miami (12/04/24) |
| FT Made • 23 • at Auburn (02/18/25) |
| FT Attempt • 24 • at Auburn (02/18/25) |
| Rebounds • 10 • at Western Kentucky (11/19/25) |
| Assists • 8 • Hampton (11/20/24) |
| Steals • 7 • Appalachian State (12/1/24) |
| Blocks • 2 • LSU (01/13/25) |
| Minutes • 45 • Auburn (02/18/25) |

- Preseason All-SEC First Team - Coaches & Media (2025-26)
- Won Gold with Team USA & earned MVP at 2025 FIBA Women's AmeriCup
- Holds the highest career scoring avg among active SEC players at 23.3 ppg
- Six-time All-American
- SEC Single-Game Scoring Record Holder with 55 pts at Auburn on Feb. 18, 2025
- NCAA DI Freshman Single-Game Scoring Record Holder with 55 points
- 2nd NCAA player to score 53-plus pts in a game 2x in the same season (2024-25)
- USBWA Tamika Catchings National Freshman of the Year (2024-25)
- SEC Freshman of the Year (2024-25)
- SEC Newcomer of the Year - USA Today (2024-25)
- All-SEC First Team (2024-25)

| SUPERLATIVES | '25-26 CAREER | | SUPERLATIVES | '25-26 CAREER | |
|-----------------|---------------|----|------------------|---------------|----|
| 10+ POINTS | 9 | 41 | 5+ STEALS | 1 | 4 |
| 15+ POINTS | 9 | 37 | 3+ STEALS | 7 | 24 |
| 20+ POINTS | 7 | 28 | 2+ BLOCKS | -- | 1 |
| 25+ POINTS | 6 | 16 | DOUBLE-DOUBLES | -- | -- |
| 30+ POINTS | 2 | 7 | LED VANDY IN PTS | 7 | 26 |
| 40+ POINTS | -- | 2 | LED VANDY IN REB | -- | 2 |
| 50+ POINTS | -- | 2 | LED VANDY IN AST | 2 | 13 |
| MADE 3+ 3-PT FG | -- | 8 | LED VANDY IN STL | 5 | 14 |
| 10+ REBS | 1 | 1 | LED VANDY IN BLK | 1 | 6 |
| 5+ ASSISTS | 3 | 12 | | | |
| 3+ ASSISTS | 7 | 26 | | | |

GAME-BY-GAME

| DATE | OPPONENT | GS | MIN | FGM/A | FG% | 3FG/A | 3P% | FTM/A | FG% | OFF | DEF | TOT | AVG | PF | AST | T/O | BLK | STL | PTS | AVG |
|----------|--------------------|----|--------|--------|------|-------|------|-------|-------|-----|-----|-----|-----|----|-----|-----|-----|-----|-----|------|
| 11.3.25 | CALIFORNIA | * | 40:00 | 9-27 | .333 | 2-9 | .222 | 7-10 | .700 | 1 | 3 | 4 | 4.0 | 1 | 1 | 2 | 1 | 3 | 27 | 27.0 |
| 11.10.25 | FURMAN | * | 29:29 | 6-14 | .429 | 2-6 | .333 | 1-4 | .250 | 1 | 3 | 4 | 4.0 | 2 | 4 | 2 | 1 | 4 | 15 | 21.0 |
| 11.12.25 | AT AUSTIN PEAY | * | 37:37 | 8-20 | .400 | 2-8 | .250 | 8-11 | .727 | 1 | 0 | 1 | 3.0 | 3 | 3 | 6 | 0 | 2 | 26 | 22.7 |
| 11.19.25 | AT WESTERN KY. | * | 25:15 | 11-18 | .611 | 5-9 | .556 | 3-4 | .750 | 4 | 6 | 10 | 4.8 | 1 | 3 | 2 | 0 | 6 | 30 | 24.5 |
| 11.21.25 | ALABAMA STATE | * | 23:48 | 5-9 | .556 | 1-4 | .250 | 8-9 | .889 | 2 | 1 | 3 | 4.4 | 2 | 5 | 1 | 0 | 4 | 19 | 23.4 |
| 11.23.25 | TENNESSEE STATE | * | 20:31 | 11-17 | .647 | 2-6 | .333 | 0-0 | .000 | 0 | 2 | 2 | 4.0 | 1 | 2 | 0 | 1 | 4 | 24 | 23.5 |
| 11.27.25 | VS. OREGON STATE | * | 37:34 | 12-22 | .545 | 2-6 | .333 | 9-10 | .900 | 0 | 4 | 4 | 4.0 | 2 | 4 | 1 | 1 | 3 | 35 | 25.1 |
| 11.29.25 | VS. BYU | * | 40:00 | 10-24 | .417 | 3-10 | .300 | 4-4 | 1.000 | 2 | 2 | 4 | 4.0 | 3 | 6 | 2 | 0 | 3 | 27 | 25.4 |
| 12.3.25 | VIRGINIA | * | 40:00 | 7-17 | .412 | 2-6 | .333 | 12-13 | .923 | 3 | 4 | 7 | 4.3 | 3 | 7 | 5 | 0 | 4 | 28 | 25.7 |
| 12.15.25 | SOUTH FLORIDA | | | | | | | | | | | | | | | | | | | |
| 12.18.25 | UALBANY | | | | | | | | | | | | | | | | | | | |
| 12.20.25 | TEXAS SOUTHERN | | | | | | | | | | | | | | | | | | | |
| 12.28.25 | STONEHILL | | | | | | | | | | | | | | | | | | | |
| 1.1.26 | AT ARKANSAS | | | | | | | | | | | | | | | | | | | |
| 1.4.26 | LSU | | | | | | | | | | | | | | | | | | | |
| 1.8.26 | MISSOURI | | | | | | | | | | | | | | | | | | | |
| 1.11.26 | AT TEXAS A&M | | | | | | | | | | | | | | | | | | | |
| 1.15.26 | AT MISSISSIPPI ST. | | | | | | | | | | | | | | | | | | | |
| 1.19.26 | VS. MICHIGAN | | | | | | | | | | | | | | | | | | | |
| 1.22.26 | AUBURN | | | | | | | | | | | | | | | | | | | |
| 1.25.26 | AT SOUTH CAROLINA | | | | | | | | | | | | | | | | | | | |
| 1.29.26 | AT OLE MISS | | | | | | | | | | | | | | | | | | | |
| 2.1.26 | FLORIDA | | | | | | | | | | | | | | | | | | | |
| 2.5.26 | AT KENTUCKY | | | | | | | | | | | | | | | | | | | |
| 2.9.26 | OKLAHOMA | | | | | | | | | | | | | | | | | | | |
| 2.12.26 | TEXAS | | | | | | | | | | | | | | | | | | | |
| 2.15.26 | AT GEORGIA | | | | | | | | | | | | | | | | | | | |
| 2.22.26 | KENTUCKY | | | | | | | | | | | | | | | | | | | |
| 2.26.26 | ALABAMA | | | | | | | | | | | | | | | | | | | |
| 3.1.26 | AT TENNESSEE | | | | | | | | | | | | | | | | | | | |
| TOTAL | | 9 | 294:14 | 79-168 | .470 | 21-64 | .328 | 52-65 | .800 | 14 | 25 | 39 | 4.3 | 18 | 35 | 21 | 4 | 33 | 231 | 25.7 |

CAREER STATS

| YEAR | GP | GS | MIN | AVG | FG | FGA | PCT | 3FG | 3FGA | 3PCT | FT | FTA | PCT | OFF | DEF | TOT | AVG | PF | FO | AST | TO | BLK | STL | PTS | AVG |
|---------|----|----|------|------|-----|-----|------|-----|------|------|-----|-----|------|-----|-----|-----|-----|-----|----|-----|-----|-----|-----|------|------|
| 2024-25 | 33 | 32 | 1062 | 32.2 | 250 | 548 | .456 | 76 | 222 | .342 | 193 | 218 | .885 | 48 | 65 | 113 | 3.4 | 82 | 2 | 105 | 96 | 8 | 78 | 769 | 23.3 |
| 2025-26 | 9 | 9 | 294 | 32.7 | 79 | 168 | .470 | 21 | 64 | .328 | 52 | 65 | .800 | 14 | 25 | 39 | 4.3 | 18 | 0 | 35 | 21 | 4 | 33 | 231 | 25.7 |
| CAREER | 42 | 41 | 1356 | 32.3 | 329 | 716 | .459 | 97 | 286 | .339 | 245 | 283 | .866 | 62 | 90 | 152 | 3.6 | 100 | 2 | 140 | 117 | 12 | 111 | 1000 | 23.8 |





2 JADA BROWN

@_JadaBrown
@BrownJadaa
@JadaBrown_

G • 5-8 • Sr. • Bentonville, Ark. • Bentonville HS

SEASON HIGHS

| |
|--|
| Points • 10 • Furman (11/10/25) |
| FG Made • 4 • Furman (11/10/25) |
| FG Attempts • 9 • at Western Kentucky (11/19/25) |
| 3-Pt Made • 3 • vs. Oregon State (11/27/25) |
| 3-Pt Attempt • 4 • 2x, Last: vs. BYU (11/29/25) |
| FT Made • 4 • Alabama State (11/21/25) |
| FT Attempt • 4 • Alabama State (11/21/25) |
| Rebounds • 3 • vs. Oregon State (11/27/25) |
| Assists • 4 • Alabama State (11/21/25) |
| Steals • 2 • 3x: Last: Alabama State (11/21/25) |
| Blocks • 1 • vs. California (11/3/25) |
| Minutes • 33 • vs. BYU (11/29/25) |

CAREER HIGHS

| |
|---|
| Points • 12 • vs. NC State (11/24/22) |
| FG Made • 4 • 2x, Last: Furman (11/10/25) |
| FG Attempts • 12 • Samford (11/10/22) |
| 3-Pt Made • 4 • vs. NC State (11/24/22) |
| 3-Pt Attempt • 8 • at LSU (01/01/23) |
| FT Made • 4 • Alabama State (11/21/25) |
| FT Attempt • 4 • Alabama State (11/21/25) |
| Rebounds • 4 • 4x, Last: Radford (12/31/23) |
| Assists • 5 • Tarleton State (11/15/22) |
| Steals • 3 • at Western Kentucky (11/19/25) |
| Blocks • 1 • 3x, Last: California (11/3/25) |
| Minutes • 42 • Lipscomb (12/18/22) |

- Kay Yow Servant Leader Award (2025-26)
- Played in 73 games with 22 career starts at Vanderbilt
- Member of Coach Ralph's first signing class at Vanderbilt
- Her TikTok account has generated 5.7 million likes and 109,000 followers
- Second player from Arkansas in program history and first since 1990-91
- Two-time SEC Winter Academic Honor Roll (2023-24, 2024-25)
- Majoring in Human & Organizational Development

| SUPERLATIVES | '25-26 CAREER | | SUPERLATIVES | '25-26 CAREER | |
|-----------------|---------------|----|------------------|---------------|----|
| 10+ POINTS | 1 | 3 | 3+ ASSISTS | 2 | 3 |
| 15+ POINTS | -- | -- | 5+ STEALS | -- | -- |
| 20+ POINTS | -- | -- | 3+ STEALS | -- | -- |
| 25+ POINTS | -- | -- | 2+ BLOCKS | -- | -- |
| 30+ POINTS | -- | -- | DOUBLE-DOUBLES | -- | -- |
| 40+ POINTS | -- | -- | LED VANDY IN PTS | -- | -- |
| 50+ POINTS | -- | -- | LED VANDY IN REB | -- | -- |
| MADE 3+ 3-PT FG | 1 | 4 | LED VANDY IN AST | -- | 1 |
| 10+ REBS | -- | -- | LED VANDY IN STL | -- | -- |
| 5+ ASSISTS | -- | -- | LED VANDY IN BLK | -- | -- |

GAME-BY-GAME

| DATE | OPPONENT | GS | MIN | FGM/A | FG% | 3FG/A | 3P% | FTM/A | FG% | OFF | DEF | TOT | AVG | PF | AST | T/O | BLK | STL | PTS | AVG |
|----------|--------------------|----|--------|-------|------|-------|------|-------|-------|-----|-----|-----|-----|----|-----|-----|-----|-----|-----|-----|
| 11.3.25 | CALIFORNIA | | 04:08 | 0-1 | .000 | 0-0 | .000 | 0-0 | .000 | 0 | 0 | 0 | 0.0 | 0 | 0 | 0 | 1 | 0 | 0 | 0.0 |
| 11.10.25 | FURMAN | | 18:31 | 4-6 | .667 | 2-3 | .667 | 0-0 | .000 | 0 | 0 | 0 | 0.0 | 1 | 2 | 0 | 0 | 2 | 10 | 5.0 |
| 11.12.25 | AT AUSTIN PEAY | | 15:46 | 1-3 | .333 | 1-3 | .333 | 0-0 | .000 | 0 | 0 | 0 | 0.0 | 0 | 1 | 0 | 0 | 0 | 3 | 4.3 |
| 11.19.25 | AT WESTERN KY. | | 21:39 | 1-9 | .111 | 0-3 | .000 | 0-0 | .000 | 1 | 0 | 1 | 0.3 | 3 | 3 | 1 | 0 | 2 | 2 | 3.8 |
| 11.21.25 | ALABAMA STATE | | 22:48 | 0-2 | .000 | 0-1 | .000 | 4-4 | 1.000 | 0 | 2 | 2 | 0.6 | 0 | 4 | 1 | 0 | 2 | 4 | 3.8 |
| 11.23.25 | TENNESSEE STATE | | 16:03 | 3-5 | .600 | 1-3 | .333 | 0-0 | .000 | 0 | 1 | 1 | 0.7 | 2 | 2 | 5 | 0 | 1 | 7 | 4.3 |
| 11.27.25 | VS. OREGON STATE | | 20:06 | 3-5 | .600 | 3-4 | .750 | 0-0 | .000 | 0 | 3 | 3 | 1.0 | 2 | 1 | 0 | 0 | 1 | 9 | 5.0 |
| 11.29.25 | VS. BYU | | 33:42 | 2-5 | .400 | 2-4 | .500 | 2-2 | 1.000 | 1 | 1 | 2 | 1.1 | 0 | 1 | 0 | 0 | 1 | 8 | 5.4 |
| 12.3.25 | VIRGINIA | | 13:32 | 0-1 | .000 | 0-1 | .000 | 0-0 | .000 | 1 | 0 | 1 | 1.1 | 0 | 0 | 0 | 0 | 0 | 0 | 4.8 |
| 12.15.25 | SOUTH FLORIDA | | | | | | | | | | | | | | | | | | | |
| 12.18.25 | UALBANY | | | | | | | | | | | | | | | | | | | |
| 12.20.25 | TEXAS SOUTHERN | | | | | | | | | | | | | | | | | | | |
| 12.28.25 | STONEHILL | | | | | | | | | | | | | | | | | | | |
| 1.1.26 | AT ARKANSAS | | | | | | | | | | | | | | | | | | | |
| 1.4.26 | LSU | | | | | | | | | | | | | | | | | | | |
| 1.8.26 | MISSOURI | | | | | | | | | | | | | | | | | | | |
| 1.11.26 | AT TEXAS A&M | | | | | | | | | | | | | | | | | | | |
| 1.15.26 | AT MISSISSIPPI ST. | | | | | | | | | | | | | | | | | | | |
| 1.19.26 | VS. MICHIGAN | | | | | | | | | | | | | | | | | | | |
| 1.22.26 | AUBURN | | | | | | | | | | | | | | | | | | | |
| 1.25.26 | AT SOUTH CAROLINA | | | | | | | | | | | | | | | | | | | |
| 1.29.26 | AT OLE MISS | | | | | | | | | | | | | | | | | | | |
| 2.1.26 | FLORIDA | | | | | | | | | | | | | | | | | | | |
| 2.5.26 | AT KENTUCKY | | | | | | | | | | | | | | | | | | | |
| 2.9.26 | OKLAHOMA | | | | | | | | | | | | | | | | | | | |
| 2.12.26 | TEXAS | | | | | | | | | | | | | | | | | | | |
| 2.15.26 | AT GEORGIA | | | | | | | | | | | | | | | | | | | |
| 2.22.26 | KENTUCKY | | | | | | | | | | | | | | | | | | | |
| 2.26.26 | ALABAMA | | | | | | | | | | | | | | | | | | | |
| 3.1.26 | AT TENNESSEE | | | | | | | | | | | | | | | | | | | |
| TOTAL | | 0 | 166:15 | 14-37 | .378 | 9-22 | .409 | 6-6 | 1.000 | 3 | 7 | 10 | 1.1 | 8 | 14 | 7 | 1 | 9 | 43 | 4.8 |

CAREER STATS

| YEAR | GP | GS | MIN | AVG | FG | FGA | PCT | 3FG | 3FGA | 3PCT | FT | FTA | PCT | OFF | DEF | TOT | AVG | PF | FO | AST | TO | BLK | STL | PTS | AVG |
|---------|----|----|------|------|----|-----|------|-----|------|------|----|-----|-------|-----|-----|-----|-----|----|----|-----|----|-----|-----|-----|-----|
| 2022-23 | 30 | 22 | 637 | 21.3 | 44 | 150 | .293 | 32 | 105 | .305 | 12 | 14 | .857 | 13 | 19 | 32 | 1.1 | 35 | 0 | 24 | 44 | 1 | 14 | 132 | 4.4 |
| 2023-24 | 19 | 0 | 128 | 6.7 | 3 | 20 | .150 | 2 | 16 | .125 | 4 | 6 | .667 | 2 | 9 | 11 | 0.6 | 12 | 0 | 7 | 6 | 0 | 2 | 12 | 0.6 |
| 2024-25 | 15 | 0 | 78 | 5.2 | 7 | 14 | .500 | 3 | 7 | .429 | 3 | 4 | .750 | 5 | 9 | 14 | 0.9 | 9 | 0 | 6 | 6 | 0 | 6 | 20 | 1.3 |
| 2025-26 | 9 | 0 | 166 | 18.5 | 14 | 37 | .378 | 9 | 22 | .409 | 6 | 6 | 1.000 | 3 | 7 | 10 | 1.1 | 8 | 0 | 14 | 7 | 1 | 9 | 43 | 4.8 |
| CAREER | 73 | 22 | 1009 | 13.8 | 68 | 221 | .308 | 46 | 150 | .307 | 25 | 30 | .833 | 23 | 44 | 67 | 0.9 | 64 | 0 | 51 | 63 | 2 | 31 | 207 | 2.8 |





3 AUBREY GALVAN

@AubTheBaller1
@AubTheBaller
@AubTheBaller1

G • 5-6 • Fr. • Deerfield, Ill. • Wilmette Loyola Academy

SEASON HIGHS

| |
|---|
| Points • 18 • at Austin Peay (11/12/25) |
| FG Made • 7 • Tennessee State (11/23/25) |
| FG Attempts • 15 • 2x, Last: vs. BYU (11/29/25) |
| 3-Pt Made • 3 • at Austin Peay (11/12/25) |
| 3-Pt Attempt • 9 • 2x, Last: vs. BYU (11/29/25) |
| FT Made • 3 • at Austin Peay (11/12/25) |
| FT Attempt • 3 • at Austin Peay (11/12/25) |
| Rebounds • 9 • vs. California (11/3/25) |
| Assists • 15 • Tennessee State (11/23/25) |
| Steals • 9 • Tennessee State (11/23/25) |
| Blocks • 1 • vs. Oregon State (11/27/25) |
| Minutes • 40 • 2x, Last: vs. BYU (11/29/25) |

CAREER HIGHS

| |
|---|
| Points • 18 • at Austin Peay (11/12/25) |
| FG Made • 7 • Tennessee State (11/23/25) |
| FG Attempts • 15 • 2x, Last: vs. BYU (11/29/25) |
| 3-Pt Made • 3 • at Austin Peay (11/12/25) |
| 3-Pt Attempt • 9 • 2x, Last: vs. BYU (11/29/25) |
| FT Made • 3 • at Austin Peay (11/12/25) |
| FT Attempt • 3 • at Austin Peay (11/12/25) |
| Rebounds • 9 • vs. California (11/3/25) |
| Assists • 15 • Tennessee State (11/23/25) |
| Steals • 9 • Tennessee State (11/23/25) |
| Blocks • 1 • vs. Oregon State (11/27/25) |
| Minutes • 40 • 2x, Last: vs. BYU (11/29/25) |

- Her 7 ast vs. Cal were the most by a Vandy player in a debut since 2015-16
- Her 9 reb. vs. Cal were the most by a Commodore in a debut since 2019-20
- Top-ranked point guard in Illinois, according to multiple publications
- Two-time adidas All-American ('23, '24)
- 4-star recruit according to Prospect Nation and named to the site's Elite 150 for the Class of 2025
- Became the first NCAA player since at 1999-00 to open her career with back-to-back games with 7-plus assists and 7-plus rebounds
- Scored 2,132 career points as a prep player
- Works out with WNBA star Jewell Loyd in the summers and considers the six-time WNBA All-Star a mentor

| SUPERLATIVES | '25-26 CAREER | | SUPERLATIVES | '25-26 CAREER | |
|-----------------|---------------|----|------------------|---------------|----|
| 10+ POINTS | 5 | 5 | 3+ ASSISTS | 8 | 8 |
| 15+ POINTS | 3 | 3 | 5+ STEALS | 2 | 2 |
| 20+ POINTS | -- | -- | 3+ STEALS | 6 | 6 |
| 25+ POINTS | -- | -- | 2+ BLOCKS | -- | -- |
| 30+ POINTS | -- | -- | DOUBLE-DOUBLES | 1 | 1 |
| 40+ POINTS | -- | -- | LED VANDY IN PTS | -- | -- |
| 50+ POINTS | -- | -- | LED VANDY IN REB | 1 | 1 |
| MADE 3+ 3-PT FG | 1 | 1 | LED VANDY IN AST | 6 | 6 |
| 10+ REBS | -- | -- | LED VANDY IN STL | 2 | 2 |
| 5+ ASSISTS | 7 | 7 | LED VANDY IN BLK | -- | -- |

GAME-BY-GAME

| DATE | OPPONENT | GS | MIN | FGM/A | FG% | 3FG/A | 3P% | FTM/A | FG% | OFF | DEF | TOT | AVG | PF | AST | T/O | BLK | STL | PTS | AVG |
|----------|--------------------|----|--------|-------|------|-------|------|-------|-------|-----|-----|-----|-----|----|-----|-----|-----|-----|-----|------|
| 11.3.25 | CALIFORNIA | * | 39:10 | 3-14 | .214 | 1-4 | .250 | 0-0 | .000 | 2 | 7 | 9 | 9.0 | 4 | 7 | 3 | 0 | 3 | 7 | 7.0 |
| 11.10.25 | FURMAN | * | 31:18 | 5-10 | .500 | 1-4 | .250 | 0-0 | .000 | 2 | 5 | 7 | 8.0 | 3 | 8 | 6 | 0 | 3 | 11 | 9.0 |
| 11.12.25 | AT AUSTIN PEAY | * | 40:00 | 6-10 | .600 | 3-5 | .600 | 3-3 | 1.000 | 0 | 2 | 2 | 6.0 | 4 | 3 | 2 | 0 | 0 | 18 | 12.0 |
| 11.19.25 | AT WESTERN KY. | * | 27:08 | 1-6 | .167 | 1-2 | .500 | 0-0 | .000 | 0 | 5 | 5 | 5.8 | 0 | 8 | 1 | 0 | 0 | 3 | 9.8 |
| 11.21.25 | ALABAMA STATE | * | 25:50 | 2-9 | .222 | 0-3 | .000 | 0-0 | .000 | 0 | 2 | 2 | 5.0 | 0 | 8 | 1 | 0 | 2 | 4 | 8.6 |
| 11.23.25 | TENNESSEE STATE | * | 30:53 | 7-15 | .467 | 2-5 | .400 | 0-0 | .000 | 0 | 3 | 3 | 4.7 | 0 | 15 | 5 | 0 | 9 | 16 | 9.8 |
| 11.27.25 | VS. OREGON STATE | * | 30:29 | 5-14 | .357 | 2-5 | .400 | 0-2 | .000 | 0 | 1 | 1 | 4.1 | 3 | 1 | 1 | 1 | 6 | 12 | 10.1 |
| 11.29.25 | VS. BYU | * | 40:00 | 6-15 | .400 | 2-9 | .222 | 2-2 | 1.000 | 0 | 2 | 2 | 3.9 | 0 | 5 | 0 | 0 | 3 | 16 | 10.9 |
| 12.3.25 | VIRGINIA | * | 37:47 | 3-6 | .500 | 1-2 | .500 | 0-0 | .000 | 0 | 4 | 4 | 3.9 | 0 | 8 | 3 | 0 | 3 | 7 | 10.4 |
| 12.15.25 | SOUTH FLORIDA | | | | | | | | | | | | | | | | | | | |
| 12.18.25 | UALBANY | | | | | | | | | | | | | | | | | | | |
| 12.20.25 | TEXAS SOUTHERN | | | | | | | | | | | | | | | | | | | |
| 12.28.25 | STONEHILL | | | | | | | | | | | | | | | | | | | |
| 1.1.26 | AT ARKANSAS | | | | | | | | | | | | | | | | | | | |
| 1.4.26 | LSU | | | | | | | | | | | | | | | | | | | |
| 1.8.26 | MISSOURI | | | | | | | | | | | | | | | | | | | |
| 1.11.26 | AT TEXAS A&M | | | | | | | | | | | | | | | | | | | |
| 1.15.26 | AT MISSISSIPPI ST. | | | | | | | | | | | | | | | | | | | |
| 1.19.26 | VS. MICHIGAN | | | | | | | | | | | | | | | | | | | |
| 1.22.26 | AUBURN | | | | | | | | | | | | | | | | | | | |
| 1.25.26 | AT SOUTH CAROLINA | | | | | | | | | | | | | | | | | | | |
| 1.29.26 | AT OLE MISS | | | | | | | | | | | | | | | | | | | |
| 2.1.26 | FLORIDA | | | | | | | | | | | | | | | | | | | |
| 2.5.26 | AT KENTUCKY | | | | | | | | | | | | | | | | | | | |
| 2.9.26 | OKLAHOMA | | | | | | | | | | | | | | | | | | | |
| 2.12.26 | TEXAS | | | | | | | | | | | | | | | | | | | |
| 2.15.26 | AT GEORGIA | | | | | | | | | | | | | | | | | | | |
| 2.22.26 | KENTUCKY | | | | | | | | | | | | | | | | | | | |
| 2.26.26 | ALABAMA | | | | | | | | | | | | | | | | | | | |
| 3.1.26 | AT TENNESSEE | | | | | | | | | | | | | | | | | | | |
| TOTAL | | 9 | 302:35 | 38-99 | .384 | 13-39 | .333 | 5-7 | .714 | 4 | 31 | 35 | 3.9 | 14 | 63 | 22 | 1 | 29 | 94 | 10.4 |

CAREER STATS

| YEAR | GP | GS | MIN | AVG | FG | FGA | PCT | 3FG | 3FGA | 3PCT | FT | FTA | PCT | OFF | DEF | TOT | AVG | PF | FO | AST | TO | BLK | STL | PTS | AVG |
|---------|----|----|-----|------|----|-----|------|-----|------|------|----|-----|------|-----|-----|-----|-----|----|----|-----|----|-----|-----|-----|------|
| 2025-26 | 9 | 9 | 303 | 33.6 | 38 | 99 | .384 | 13 | 39 | .333 | 5 | 7 | .714 | 4 | 31 | 35 | 3.9 | 14 | 0 | 63 | 22 | 1 | 29 | 94 | 10.4 |
| CAREER | 9 | 9 | 303 | 33.6 | 38 | 99 | .384 | 13 | 39 | .333 | 5 | 7 | .714 | 4 | 31 | 35 | 3.9 | 14 | 0 | 63 | 22 | 1 | 29 | 94 | 10.4 |





4 MADISON GREENE

@Mad1son_04
@Mad1son_04

G • 5-6 • Jr. • Columbus, Ohio • Pickerington Central HS

SEASON HIGHS

| |
|--------------------------|
| Points • - - • - - |
| FG Made • - - • - - |
| FG Attempts • - - • - - |
| 3-Pt Made • - - • - - |
| 3-Pt Attempt • - - • - - |
| FT Made • - - • - - |
| FT Attempt • - - • - - |
| Rebounds • - - • - - |
| Assists • - - • - - |
| Steals • - - • - - |
| Blocks • - - • - - |
| Minutes • - - • - - |

CAREER HIGHS

| |
|--|
| Points • 25 • at Dayton (12/19/24) |
| FG Made • 7 • 2x, Last: at Dayton (12/19/24) |
| FG Attempts • 14 • at Dayton (12/19/24) |
| 3-Pt Made • 5 • at South Florida (11/14/24) |
| 3-Pt Attempt • 8 • at South Florida (11/14/24) |
| FT Made • 8 • at Dayton (12/19/24) |
| FT Attempt • 10 • at Dayton (12/19/24) |
| Rebounds • 6 • Alabama A&M (12/29/24) |
| Assists • 6 • Samford (11/22/24) |
| Steals • 6 • Lipscomb (11/04/24) |
| Blocks • 1 • Austin Peay (11/08/24) |
| Minutes • 41 • Mississippi State (02/13/25) |

- Will miss the 2025-25 season due to injury
- Played in 44 games with four career starts at Vanderbilt
- Earned a medical redshirt waiver for the 2023-24 season after missing the final 22 games due to injury
- Led the team in points off the bench at 7.3 ppg in 29 games in '24-25
- First Dore since 2018 to score 25-plus points off the bench in game vs. Dayton on Dec. 19, 2024
- SEC Winter Academic Honor Roll ('25)
- Majoring in Medicine, Health & Society

| SUPERLATIVES | '25-26 CAREER | SUPERLATIVES | '25-26 CAREER |
|-----------------|---------------|------------------|---------------|
| 10+ POINTS | -- 13 | 3+ ASSISTS | -- 6 |
| 15+ POINTS | -- 5 | 5+ STEALS | -- 1 |
| 20+ POINTS | -- 1 | 3+ STEALS | -- 5 |
| 25+ POINTS | -- 1 | 2+ BLOCKS | -- -- |
| 30+ POINTS | -- -- | DOUBLE-DOUBLES | -- -- |
| 40+ POINTS | -- -- | LED VANDY IN PTS | -- 1 |
| 50+ POINTS | -- -- | LED VANDY IN REB | -- -- |
| MADE 3+ 3-PT FG | -- 4 | LED VANDY IN AST | -- 4 |
| 10+ REBS | -- -- | LED VANDY IN STL | -- 4 |
| 5+ ASSISTS | -- 1 | LED VANDY IN BLK | -- -- |

GAME-BY-GAME

| DATE | OPPONENT | GS | MIN | FGM/A | FG% | 3FG/A | 3P% | FTM/A | FG% OFF | DEF | TOT | AVG | PF | AST | T/O | BLK | STL | PTS | AVG | |
|----------|---------------------|----|-----|-------|-----|-------|-----|-------|---------|-----|-----|-----|----|-----|-----|-----|-----|-----|-----|--|
| 11.3.25 | CALIFORNIA | | | | | | | | | | | | | | | | | | | |
| 11.10.25 | FURMAN | | | | | | | | | | | | | | | | | | | |
| 11.12.25 | AT AUSTIN PEAY | | | | | | | | | | | | | | | | | | | |
| 11.19.25 | AT WESTERN KY. | | | | | | | | | | | | | | | | | | | |
| 11.21.25 | ALABAMA STATE | | | | | | | | | | | | | | | | | | | |
| 11.23.25 | TENNESSEE STATE | | | | | | | | | | | | | | | | | | | |
| 11.27.25 | VS. OREGON STATE | | | | | | | | | | | | | | | | | | | |
| 11.29.25 | VS. BYU OR VA. TECH | | | | | | | | | | | | | | | | | | | |
| 12.3.25 | VIRGINIA | | | | | | | | | | | | | | | | | | | |
| 12.15.25 | SOUTH FLORIDA | | | | | | | | | | | | | | | | | | | |
| 12.18.25 | UALBANY | | | | | | | | | | | | | | | | | | | |
| 12.20.25 | TEXAS SOUTHERN | | | | | | | | | | | | | | | | | | | |
| 12.28.25 | STONEHILL | | | | | | | | | | | | | | | | | | | |
| 1.1.26 | AT ARKANSAS | | | | | | | | | | | | | | | | | | | |
| 1.4.26 | LSU | | | | | | | | | | | | | | | | | | | |
| 1.8.26 | MISSOURI | | | | | | | | | | | | | | | | | | | |
| 1.11.26 | AT TEXAS A&M | | | | | | | | | | | | | | | | | | | |
| 1.15.26 | AT MISSISSIPPI ST. | | | | | | | | | | | | | | | | | | | |
| 1.19.26 | VS. MICHIGAN | | | | | | | | | | | | | | | | | | | |
| 1.22.26 | AUBURN | | | | | | | | | | | | | | | | | | | |
| 1.25.26 | AT SOUTH CAROLINA | | | | | | | | | | | | | | | | | | | |
| 1.29.26 | AT OLE MISS | | | | | | | | | | | | | | | | | | | |
| 2.1.26 | FLORIDA | | | | | | | | | | | | | | | | | | | |
| 2.5.26 | AT KENTUCKY | | | | | | | | | | | | | | | | | | | |
| 2.9.26 | OKLAHOMA | | | | | | | | | | | | | | | | | | | |
| 2.12.26 | TEXAS | | | | | | | | | | | | | | | | | | | |
| 2.15.26 | AT GEORGIA | | | | | | | | | | | | | | | | | | | |
| 2.22.26 | KENTUCKY | | | | | | | | | | | | | | | | | | | |
| 2.26.26 | ALABAMA | | | | | | | | | | | | | | | | | | | |
| 3.1.26 | AT TENNESSEE | | | | | | | | | | | | | | | | | | | |
| TOTAL | | | | | | | | | | | | | | | | | | | | |

CAREER STATS

| YEAR | GP | GS | MIN | AVG | FG | FGA | PCT | 3FG | 3FGA | 3PCT | FT | FTA | PCT | OFF | DEF | TOT | AVG | PF | FO | AST | TO | BLK | STL | PTS | AVG |
|---------|----|----|-----|------|-----|-----|------|-----|------|------|----|-----|------|-----|-----|-----|-----|----|----|-----|----|-----|-----|-----|-----|
| 2023-24 | 11 | 0 | 217 | 19.7 | 31 | 73 | .425 | 10 | 28 | .357 | 4 | 6 | .667 | 5 | 11 | 16 | 1.5 | 22 | 0 | 13 | 14 | 0 | 15 | 76 | 6.9 |
| 2024-25 | 33 | 4 | 672 | 20.4 | 78 | 181 | .431 | 25 | 71 | .352 | 44 | 53 | .830 | 19 | 52 | 71 | 2.2 | 58 | 0 | 44 | 56 | 1 | 40 | 225 | 6.8 |
| 2025-26 | -- | -- | -- | -- | -- | -- | -- | -- | -- | -- | -- | -- | -- | -- | -- | -- | -- | -- | -- | -- | -- | -- | -- | -- | -- |
| CAREER | 44 | 4 | 889 | 20.2 | 109 | 254 | .429 | 35 | 99 | .354 | 48 | 59 | .814 | 24 | 63 | 87 | 2.0 | 80 | 0 | 57 | 70 | 1 | 55 | 301 | 6.8 |



8 AVA BLACK

@Ava_Black0501
@Ava_Jaye_Black

G • 5-11 • Fr. • Auburn, N.H. • Tabor Academy (Mass.)

SEASON HIGHS

| |
|---|
| Points • 11 • Alabama State (11/21/25) |
| FG Made • 4 • Alabama State (11/21/25) |
| FG Attempts • 8 • Alabama State (11/21/25) |
| 3-Pt Made • 3 • Alabama State (11/21/25) |
| 3-Pt Attempt • 4 • Alabama State (11/21/25) |
| FT Made • 1 • Furman (11/10/25) |
| FT Attempt • 1 • Furman (11/10/25) |
| Rebounds • 6 • 2x, Last: Tennessee State (11/21/25) |
| Assists • 2 • 2x, Last: Tennessee State (11/21/25) |
| Steals • 3 • Alabama State (11/21/25) |
| Blocks • 1 • Tennessee State (11/21/25) |
| Minutes • 22 • Alabama State (11/21/25) |

CAREER HIGHS

| |
|---|
| Points • 11 • Alabama State (11/21/25) |
| FG Made • 4 • Alabama State (11/21/25) |
| FG Attempts • 8 • Alabama State (11/21/25) |
| 3-Pt Made • 3 • Alabama State (11/21/25) |
| 3-Pt Attempt • 4 • Alabama State (11/21/25) |
| FT Made • 1 • Furman (11/10/25) |
| FT Attempt • 1 • Furman (11/10/25) |
| Rebounds • 6 • 2x, Last: Tennessee State (11/21/25) |
| Assists • 2 • 2x, Last: Tennessee State (11/21/25) |
| Steals • 3 • Alabama State (11/21/25) |
| Blocks • 1 • Tennessee State (11/21/25) |
| Minutes • 22 • Alabama State (11/21/25) |

- Made her Vanderbilt debut vs. Furman on Nov. 10
- Scored a career-high 11 points vs. Alabama State
- Ranked as one of New England's top prospects
- Attended the 2023 USA Women's Basketball U16 National Team trails
- First player in program history from New Hampshire
- Two-time All-State selection

| SUPERLATIVES | '25-26 CAREER | | SUPERLATIVES | '25-26 CAREER | |
|-----------------|---------------|----|------------------|---------------|----|
| 10+ POINTS | 1 | 1 | 3+ ASSISTS | -- | -- |
| 15+ POINTS | -- | -- | 5+ STEALS | -- | -- |
| 20+ POINTS | -- | -- | 3+ STEALS | 1 | 1 |
| 25+ POINTS | -- | -- | 2+ BLOCKS | -- | -- |
| 30+ POINTS | -- | -- | DOUBLE-DOUBLES | -- | -- |
| 40+ POINTS | -- | -- | LED VANDY IN PTS | -- | -- |
| 50+ POINTS | -- | -- | LED VANDY IN REB | -- | -- |
| MADE 3+ 3-PT FG | 1 | 1 | LED VANDY IN AST | -- | -- |
| 10+ REBS | -- | -- | LED VANDY IN STL | -- | -- |
| 5+ ASSISTS | -- | -- | LED VANDY IN BLK | -- | -- |

GAME-BY-GAME

| DATE | OPPONENT | GS | MIN | FGM/A | FG% | 3FG/A | 3P% | FTM/A | FT% | OFF | DEF | TOT | AVG | PF | AST | T/O | BLK | STL | PTS | AVG |
|----------|--------------------|----|-------|-------|------|-------|------|-------|-------|-----|-----|-----|-----|----|-----|-----|-----|-----|-----|-----|
| 11.3.25 | CALIFORNIA | | | | | | | | | | | | | | | | | | | |
| 11.10.25 | FURMAN | | 04:19 | 1-2 | .500 | 0-1 | .000 | 1-1 | 1.000 | 0 | 1 | 1 | 1.0 | 2 | 0 | 0 | 0 | 0 | 3 | 3.0 |
| 11.12.25 | AT AUSTIN PEAY | | | | | | | | | | | | | | | | | | | |
| 11.19.25 | AT WESTERN KY. | | 12:30 | 1-3 | .333 | 0-1 | .000 | 0-0 | .000 | 4 | 0 | 4 | 2.5 | 3 | 2 | 0 | 0 | 2 | 2 | 2.5 |
| 11.21.25 | ALABAMA STATE | | 21:57 | 4-8 | .500 | 3-4 | .750 | 0-0 | .000 | 3 | 3 | 6 | 3.7 | 3 | 1 | 0 | 0 | 3 | 11 | 5.3 |
| 11.23.25 | TENNESSEE STATE | | 20:34 | 2-3 | .667 | 0-1 | .000 | 0-1 | .000 | 1 | 5 | 6 | 4.3 | 1 | 2 | 2 | 1 | 1 | 4 | 5.0 |
| 11.27.25 | VS. OREGON STATE | | 09:21 | 0-0 | .000 | 0-0 | .000 | 0-0 | .000 | 0 | 2 | 2 | 3.8 | 1 | 1 | 1 | 0 | 1 | 0 | 4.0 |
| 11.29.25 | VS. BYU | | 07:42 | 2-4 | .500 | 0-2 | .000 | 0-0 | .000 | 0 | 0 | 0 | 3.2 | 1 | 1 | 0 | 0 | 0 | 4 | 4.0 |
| 12.3.25 | VIRGINIA | | | | | | | | | | | | | | | | | | | |
| 12.15.25 | SOUTH FLORIDA | | | | | | | | | | | | | | | | | | | |
| 12.18.25 | UALBANY | | | | | | | | | | | | | | | | | | | |
| 12.20.25 | TEXAS SOUTHERN | | | | | | | | | | | | | | | | | | | |
| 12.28.25 | STONEHILL | | | | | | | | | | | | | | | | | | | |
| 1.1.26 | AT ARKANSAS | | | | | | | | | | | | | | | | | | | |
| 1.4.26 | LSU | | | | | | | | | | | | | | | | | | | |
| 1.8.26 | MISSOURI | | | | | | | | | | | | | | | | | | | |
| 1.11.26 | AT TEXAS A&M | | | | | | | | | | | | | | | | | | | |
| 1.15.26 | AT MISSISSIPPI ST. | | | | | | | | | | | | | | | | | | | |
| 1.19.26 | VS. MICHIGAN | | | | | | | | | | | | | | | | | | | |
| 1.22.26 | AUBURN | | | | | | | | | | | | | | | | | | | |
| 1.25.26 | AT SOUTH CAROLINA | | | | | | | | | | | | | | | | | | | |
| 1.29.26 | AT OLE MISS | | | | | | | | | | | | | | | | | | | |
| 2.1.26 | FLORIDA | | | | | | | | | | | | | | | | | | | |
| 2.5.26 | AT KENTUCKY | | | | | | | | | | | | | | | | | | | |
| 2.9.26 | OKLAHOMA | | | | | | | | | | | | | | | | | | | |
| 2.12.26 | TEXAS | | | | | | | | | | | | | | | | | | | |
| 2.15.26 | AT GEORGIA | | | | | | | | | | | | | | | | | | | |
| 2.22.26 | KENTUCKY | | | | | | | | | | | | | | | | | | | |
| 2.26.26 | ALABAMA | | | | | | | | | | | | | | | | | | | |
| 3.1.26 | AT TENNESSEE | | | | | | | | | | | | | | | | | | | |
| TOTAL | | 0 | 76:23 | 10-20 | .500 | 3-9 | .333 | 1-2 | .500 | 8 | 11 | 19 | 3.2 | 11 | 7 | 3 | 1 | 7 | 24 | 4.0 |

CAREER STATS

| YEAR | GP | GS | MIN | AVG | FG | FGA | PCT | 3FG | 3FGA | 3PCT | FT | FTA | PCT | OFF | DEF | TOT | AVG | PF | FO | AST | TO | BLK | STL | PTS | AVG |
|---------|----|----|-----|------|----|-----|------|-----|------|------|----|-----|------|-----|-----|-----|-----|----|----|-----|----|-----|-----|-----|-----|
| 2025-26 | 6 | 0 | 76 | 12.7 | 10 | 20 | .500 | 3 | 9 | .333 | 1 | 2 | .500 | 8 | 11 | 19 | 3.2 | 11 | 0 | 7 | 3 | 1 | 7 | 24 | 4.0 |
| CAREER | 6 | 0 | 76 | 12.7 | 10 | 20 | .500 | 3 | 9 | .333 | 1 | 2 | .500 | 8 | 11 | 19 | 3.2 | 11 | 0 | 7 | 3 | 1 | 7 | 24 | 4.0 |





11 MONIQUE WILLIAMS

@Monique.Williams6
@Monique_Williams11

F • 6-3 • Fr. • Perth, Australia • Willeton Senior HS

SEASON HIGHS

| |
|---|
| Points • 2 • Tennessee State (11/23/25) |
| FG Made • - - - - |
| FG Attempts • 2 • Alabama State (11/21/25) |
| 3-Pt Made • - - - - |
| 3-Pt Attempt • - - - - |
| FT Made • 2 • Tennessee State (11/23/25) |
| FT Attempt • 4 • Tennessee State (11/23/25) |
| Rebounds • 2 • Alabama State (11/21/25) |
| Assists • - - - - |
| Steals • - - - - |
| Blocks • - - - - |
| Minutes • 9 • Alabama State (11/21/25) |

CAREER HIGHS

| |
|---|
| Points • 2 • Tennessee State (11/23/25) |
| FG Made • - - - - |
| FG Attempts • 2 • Alabama State (11/21/25) |
| 3-Pt Made • - - - - |
| 3-Pt Attempt • - - - - |
| FT Made • 2 • Tennessee State (11/23/25) |
| FT Attempt • 4 • Tennessee State (11/23/25) |
| Rebounds • 2 • Alabama State (11/21/25) |
| Assists • - - - - |
| Steals • - - - - |
| Blocks • - - - - |
| Minutes • 9 • Alabama State (11/21/25) |

- Made her Vanderbilt debut vs. Furman on Nov. 10
- Enrolled into Vanderbilt during the 2025 Spring semester, where she practiced with the Commodores for the remainder of 2024-25
- Member of Australia's National Program
- Second player in program history from Australia and first since 1999-00
- Attended Willeton Senior High School in Perth, Australia
- Won Silver w/ Australia at the 2025 FIBA U19 Women's World Cup in Czechia
- Played in eight games in the Basketball Australia Centre of Excellence (CoE)

| SUPERLATIVES | '25-26 CAREER | SUPERLATIVES | '25-26 CAREER |
|-----------------|---------------|------------------|---------------|
| 10+ POINTS | -- -- | 3+ ASSISTS | -- -- |
| 15+ POINTS | -- -- | 5+ STEALS | -- -- |
| 20+ POINTS | -- -- | 3+ STEALS | -- -- |
| 25+ POINTS | -- -- | 2+ BLOCKS | -- -- |
| 30+ POINTS | -- -- | DOUBLE-DOUBLES | -- -- |
| 40+ POINTS | -- -- | LED VANDY IN PTS | -- -- |
| 50+ POINTS | -- -- | LED VANDY IN REB | -- -- |
| MADE 3+ 3-PT FG | -- -- | LED VANDY IN AST | -- -- |
| 10+ REBS | -- -- | LED VANDY IN STL | -- -- |
| 5+ ASSISTS | -- -- | LED VANDY IN BLK | -- -- |

GAME-BY-GAME

| DATE | OPPONENT | GS | MIN | FGM/A | FG% | 3FG/A | 3P% | FTM/A | FG% OFF | DEF | TOT | AVG | PF | AST | T/O | BLK | STL | PTS | AVG |
|----------|--------------------|-------|-------|-------|------|-------|------|-------|---------|-----|-----|-----|-----|-----|-----|-----|-----|-----|-----|
| 11.3.25 | CALIFORNIA | | | | | | | | | | | | | | | | | | |
| 11.10.25 | FURMAN | 02:56 | 0-1 | .000 | 0-0 | .000 | 0-0 | .000 | 0 | 0 | 0 | 0.0 | 1 | 0 | 0 | 0 | 0 | 0 | 0.0 |
| 11.12.25 | AT AUSTIN PEAY | | | | | | | | | | | | | | | | | | |
| 11.19.25 | AT WESTERN KY. | 03:42 | 0-0 | .000 | 0-0 | .000 | 0-0 | .000 | 0 | 1 | 1 | 0.5 | 0 | 0 | 0 | 0 | 0 | 0 | 0.0 |
| 11.21.25 | ALABAMA STATE | 08:55 | 0-2 | .000 | 0-0 | .000 | 0-0 | .000 | 2 | 0 | 2 | 1.0 | 1 | 0 | 0 | 0 | 0 | 0 | 0.0 |
| 11.23.25 | TENNESSEE STATE | 05:04 | 0-1 | .000 | 0-0 | .000 | 2-4 | .500 | 0 | 0 | 0 | 0.8 | 0 | 0 | 0 | 0 | 0 | 2 | 0.5 |
| 11.27.25 | VS. OREGON STATE | | | | | | | | | | | | | | | | | | |
| 11.29.25 | VS. BYU | | | | | | | | | | | | | | | | | | |
| 12.3.25 | VIRGINIA | | | | | | | | | | | | | | | | | | |
| 12.15.25 | SOUTH FLORIDA | | | | | | | | | | | | | | | | | | |
| 12.18.25 | UALBANY | | | | | | | | | | | | | | | | | | |
| 12.20.25 | TEXAS SOUTHERN | | | | | | | | | | | | | | | | | | |
| 12.28.25 | STONEHILL | | | | | | | | | | | | | | | | | | |
| 1.1.26 | AT ARKANSAS | | | | | | | | | | | | | | | | | | |
| 1.4.26 | LSU | | | | | | | | | | | | | | | | | | |
| 1.8.26 | MISSOURI | | | | | | | | | | | | | | | | | | |
| 1.11.26 | AT TEXAS A&M | | | | | | | | | | | | | | | | | | |
| 1.15.26 | AT MISSISSIPPI ST. | | | | | | | | | | | | | | | | | | |
| 1.19.26 | VS. MICHIGAN | | | | | | | | | | | | | | | | | | |
| 1.22.26 | AUBURN | | | | | | | | | | | | | | | | | | |
| 1.25.26 | AT SOUTH CAROLINA | | | | | | | | | | | | | | | | | | |
| 1.29.26 | AT OLE MISS | | | | | | | | | | | | | | | | | | |
| 2.1.26 | FLORIDA | | | | | | | | | | | | | | | | | | |
| 2.5.26 | AT KENTUCKY | | | | | | | | | | | | | | | | | | |
| 2.9.26 | OKLAHOMA | | | | | | | | | | | | | | | | | | |
| 2.12.26 | TEXAS | | | | | | | | | | | | | | | | | | |
| 2.15.26 | AT GEORGIA | | | | | | | | | | | | | | | | | | |
| 2.22.26 | KENTUCKY | | | | | | | | | | | | | | | | | | |
| 2.26.26 | ALABAMA | | | | | | | | | | | | | | | | | | |
| 3.1.26 | AT TENNESSEE | | | | | | | | | | | | | | | | | | |
| TOTAL | | 0 | 20:37 | 0-4 | .000 | 0-0 | .000 | 2-4 | .500 | 2 | 1 | 3 | 0.8 | 2 | 0 | 0 | 0 | 2 | 0.5 |

CAREER STATS

| YEAR | GP | GS | MIN | AVG | FG | FGA | PCT | 3FG | 3FGA | 3PCT | FT | FTA | PCT | OFF | DEF | TOT | AVG | PF | FO | AST | TO | BLK | STL | PTS | AVG |
|---------|----|----|-----|-----|----|-----|------|-----|------|------|----|-----|------|-----|-----|-----|-----|----|----|-----|----|-----|-----|-----|-----|
| 2025-26 | 4 | 0 | 21 | 5.2 | 0 | 4 | .000 | 0 | 0 | .000 | 2 | 4 | .500 | 2 | 1 | 3 | 0.8 | 2 | 0 | 0 | 0 | 0 | 0 | 2 | 0.5 |
| CAREER | 4 | 0 | 21 | 5.2 | 0 | 4 | .000 | 0 | 0 | .000 | 2 | 4 | .500 | 2 | 1 | 3 | 0.8 | 2 | 0 | 0 | 0 | 0 | 0 | 2 | 0.5 |





13 JUSTINE PISSOTT

@JustinePissott
@j.usssssyyy
@JustinePissott

G/F • 6-4 • Sr. • Toms River, N.J. • Tennessee/Red Bank Catholic

SEASON HIGHS

| |
|---|
| Points • 18 • vs. BYU (11/29/25) |
| FG Made • 7 • vs. BYU (11/29/25) |
| FG Attempts • 15 • Virginia (12/03/25) |
| 3-Pt Made • 5 • vs. Oregon State (11/27/25) |
| 3-Pt Attempt • 12 • Virginia (12/03/25) |
| FT Made • 2 • Tennessee St. (11/23/25) |
| FT Attempt • 2 • 2x, Last: Tennessee St. (11/23/25) |
| Rebounds • 10 • vs. BYU (11/29/25) |
| Assists • 6 • Furman (11/10/25) |
| Steals • 1 • 3x, Last: Tennessee State (11/23/25) |
| Blocks • 3 • vs. California (11/3/25) |
| Minutes • 39 • vs. California (11/3/25) |

CAREER HIGHS

| |
|---|
| Points • 18 • vs. BYU (11/29/25) |
| FG Made • 7 • vs. BYU (11/29/25) |
| FG Attempts • 15 • Virginia (12/03/25) |
| 3-Pt Made • 5 • 2x, Last: vs. Oregon State (11/27/25) |
| 3-Pt Attempt • 12 • Virginia (12/03/25) |
| FT Made • 4 • at Texas (02/06/25) |
| FT Attempt • 4 • at Texas (02/06/25) |
| Rebounds • 10 • vs. BYU (11/29/25) |
| Assists • 6 • Furman (11/10/25) |
| Steals • 2 • 2x, Last: at Missouri (02/29/24) |
| Blocks • 3 • 2x, Last: vs. California (11/3/25) |
| Minutes • 39 • vs. California (11/3/25) |

- Named to Paradise Jam Island Division All-Tournament Team
- Scored career-high 18 points vs. BYU at the Paradise Jam on Nov. 29
- Collected first career double-double vs. BYU with 18 pts and 10 reb
- Holds a career 3-point percentage of 37.9% at Vandy
- First player to transfer to Vanderbilt from Tennessee
- Ranked No. 11 nationally in the Class of 2022 by HoopGurlz/ESPNW
- McDonald's All-American ('22)
- Her twin sister, Georgia (Gia) plays basketball at the U.S. Naval Academy
- Majoring in Human & Organizational Development

| SUPERLATIVES | '25-26 CAREER | | SUPERLATIVES | '25-26 CAREER | |
|-----------------|---------------|----|------------------|---------------|----|
| 10+ POINTS | 5 | 14 | 3+ ASSISTS | 2 | 5 |
| 15+ POINTS | 2 | 4 | 5+ STEALS | -- | -- |
| 20+ POINTS | -- | -- | 3+ STEALS | -- | -- |
| 25+ POINTS | -- | -- | 2+ BLOCKS | 1 | 3 |
| 30+ POINTS | -- | -- | DOUBLE-DOUBLES | 1 | 1 |
| 40+ POINTS | -- | -- | LED VANDY IN PTS | -- | -- |
| 50+ POINTS | -- | -- | LED VANDY IN REB | 1 | 2 |
| MADE 3+ 3-PT FG | 4 | 15 | LED VANDY IN AST | 1 | 1 |
| 10+ REBS | 1 | 1 | LED VANDY IN STL | -- | -- |
| 5+ ASSISTS | 1 | 1 | LED VANDY IN BLK | 1 | 11 |

GAME-BY-GAME

| DATE | OPPONENT | GS | MIN | FGM/A | FG% | 3FG/A | 3P% | FTM/A | FT% | OFF | DEF | TOT | AVG | PF | AST | T/O | BLK | STL | PTS | AVG |
|----------|--------------------|----|--------|-------|------|-------|-------|-------|-------|-----|-----|-----|-----|----|-----|-----|-----|-----|-----|------|
| 11.3.25 | CALIFORNIA | * | 38:40 | 3-10 | .300 | 2-8 | .250 | 1-2 | .500 | 3 | 4 | 7 | 7.0 | 1 | 2 | 1 | 3 | 1 | 9 | 9.0 |
| 11.10.25 | FURMAN | * | 26:14 | 5-10 | .500 | 3-7 | .429 | 0-0 | .000 | 0 | 3 | 3 | 5.0 | 2 | 6 | 0 | 0 | 0 | 13 | 11.0 |
| 11.12.25 | AT AUSTIN PEAY | * | 29:02 | 1-5 | .200 | 1-4 | .250 | 0-0 | .000 | 1 | 4 | 5 | 5.0 | 4 | 4 | 2 | 1 | 0 | 3 | 8.3 |
| 11.19.25 | AT WESTERN KY. | * | 20:35 | 4-10 | .400 | 4-8 | .500 | 0-0 | .000 | 3 | 1 | 4 | 4.8 | 2 | 0 | 3 | 1 | 0 | 12 | 9.3 |
| 11.21.25 | ALABAMA STATE | * | 17:09 | 1-5 | .200 | 1-5 | .200 | 0-0 | .000 | 1 | 4 | 5 | 4.8 | 0 | 3 | 0 | 0 | 1 | 3 | 8.0 |
| 11.23.25 | TENNESSEE STATE | * | 22:10 | 4-5 | .800 | 2-2 | 1.000 | 2-2 | 1.000 | 0 | 6 | 6 | 5.0 | 3 | 2 | 2 | 0 | 1 | 12 | 8.7 |
| 11.27.25 | VS. OREGON STATE | * | 34:04 | 6-12 | .500 | 5-9 | .556 | 0-0 | .000 | 1 | 5 | 6 | 5.1 | 2 | 4 | 0 | 1 | 0 | 17 | 9.9 |
| 11.29.25 | VS. BYU | * | 30:13 | 7-13 | .538 | 4-9 | .444 | 0-0 | .000 | 2 | 8 | 10 | 5.8 | 3 | 2 | 1 | 0 | 0 | 18 | 10.9 |
| 12.3.25 | VIRGINIA | * | 38:05 | 3-15 | .200 | 3-12 | .250 | 0-0 | .000 | 0 | 3 | 3 | 5.4 | 2 | 4 | 3 | 1 | 0 | 9 | 10.7 |
| 12.15.25 | SOUTH FLORIDA | | | | | | | | | | | | | | | | | | | |
| 12.18.25 | UALBANY | | | | | | | | | | | | | | | | | | | |
| 12.20.25 | TEXAS SOUTHERN | | | | | | | | | | | | | | | | | | | |
| 12.28.25 | STONEHILL | | | | | | | | | | | | | | | | | | | |
| 1.1.26 | AT ARKANSAS | | | | | | | | | | | | | | | | | | | |
| 1.4.26 | LSU | | | | | | | | | | | | | | | | | | | |
| 1.8.26 | MISSOURI | | | | | | | | | | | | | | | | | | | |
| 1.11.26 | AT TEXAS A&M | | | | | | | | | | | | | | | | | | | |
| 1.15.26 | AT MISSISSIPPI ST. | | | | | | | | | | | | | | | | | | | |
| 1.19.26 | VS. MICHIGAN | | | | | | | | | | | | | | | | | | | |
| 1.22.26 | AUBURN | | | | | | | | | | | | | | | | | | | |
| 1.25.26 | AT SOUTH CAROLINA | | | | | | | | | | | | | | | | | | | |
| 1.29.26 | AT OLE MISS | | | | | | | | | | | | | | | | | | | |
| 2.1.26 | FLORIDA | | | | | | | | | | | | | | | | | | | |
| 2.5.26 | AT KENTUCKY | | | | | | | | | | | | | | | | | | | |
| 2.9.26 | OKLAHOMA | | | | | | | | | | | | | | | | | | | |
| 2.12.26 | TEXAS | | | | | | | | | | | | | | | | | | | |
| 2.15.26 | AT GEORGIA | | | | | | | | | | | | | | | | | | | |
| 2.22.26 | KENTUCKY | | | | | | | | | | | | | | | | | | | |
| 2.26.26 | ALABAMA | | | | | | | | | | | | | | | | | | | |
| 3.1.26 | AT TENNESSEE | | | | | | | | | | | | | | | | | | | |
| TOTAL | | 9 | 256:12 | 34-85 | .400 | 25-64 | .391 | 3-4 | .750 | 11 | 38 | 49 | 5.4 | 19 | 27 | 12 | 7 | 3 | 96 | 10.7 |

CAREER STATS

*at Tennessee

| YEAR | GP | GS | MIN | AVG | FG | FGA | PCT | 3FG | 3FGA | 3PCT | FT | FTA | PCT | OFF | DEF | TOT | AVG | PF | FO | AST | TO | BLK | STL | PTS | AVG |
|----------|----|----|------|------|-----|-----|------|-----|------|------|----|-----|-------|-----|-----|-----|-----|-----|----|-----|----|-----|-----|-----|------|
| 2022-23* | 27 | 0 | 189 | 7.0 | 20 | 60 | .333 | 12 | 46 | .261 | 2 | 2 | 1.000 | 6 | 20 | 26 | 1.0 | 20 | 0 | 10 | 12 | 4 | 1 | 54 | 2.0 |
| 2023-24 | 33 | 28 | 698 | 21.2 | 80 | 225 | .356 | 52 | 141 | .369 | 12 | 16 | .750 | 14 | 57 | 71 | 2.2 | 54 | 1 | 25 | 40 | 17 | 10 | 224 | 6.8 |
| 2024-25 | 23 | 0 | 222 | 9.6 | 28 | 65 | .431 | 19 | 49 | .388 | 8 | 12 | .667 | 14 | 25 | 39 | 1.7 | 22 | 0 | 10 | 10 | 2 | 5 | 83 | 3.6 |
| 2025-26 | 9 | 9 | 256 | 28.5 | 34 | 85 | .400 | 25 | 64 | .391 | 3 | 4 | .750 | 11 | 38 | 49 | 5.4 | 19 | 0 | 27 | 12 | 7 | 3 | 96 | 10.7 |
| VANDY | 65 | 37 | 1176 | 18.1 | 142 | 375 | .379 | 96 | 254 | .378 | 23 | 32 | .719 | 39 | 120 | 159 | 2.4 | 95 | 1 | 62 | 62 | 26 | 18 | 403 | 6.2 |
| CAREER | 92 | 37 | 1365 | 14.8 | 162 | 435 | .372 | 108 | 300 | .360 | 25 | 34 | .735 | 45 | 140 | 185 | 2.0 | 115 | 1 | 72 | 74 | 30 | 19 | 457 | 5.0 |



14 AIYANA MITCHELL

@AiyanaMitchell17

@AiyanaJM22

@AiyanaJM22

F • 6-4 • Jr. • Colorado Springs, Colo. • Fountain-Fort Carson HS

SEASON HIGHS

| |
|--|
| Points • 12 • 2x, Last: Furman (11/10/25) |
| FG Made • 6 • vs. California (11/3/25) |
| FG Attempts • 7 • 3x, Last: Tennessee St. (11/23/25) |
| 3-Pt Made • - - - - |
| 3-Pt Attempt • - - - - |
| FT Made • 4 • 2x, Last: Alabama State (11/21/25) |
| FT Attempt • 6 • 2x, Last: Alabama State (11/21/25) |
| Rebounds • 10 • vs. California (11/3/25) |
| Assists • 3 • vs. California (11/3/25) |
| Steals • 3 • vs. California (11/3/25) |
| Blocks • 3 • Virginia (12/3/25) |
| Minutes • 25 • vs. California (11/3/25) |

CAREER HIGHS

| |
|---|
| Points • 12 • 2x, Last: Furman (11/10/25) |
| FG Made • 6 • vs. California (11/3/25) |
| FG Attempts • 10 • Appalachian St. (12/1/24) |
| 3-Pt Made • - - |
| 3-Pt Attempt • - |
| FT Made • 5 • 2x, Last: South Carolina (02/23/25) |
| FT Attempt • 6 • 3x, Last: Alabama State (11/21/25) |
| Rebounds • 10 • vs. California (11/3/25) |
| Assists • 3 • vs. California (11/3/25) |
| Steals • 3 • 3x, Last: vs. California (11/3/25) |
| Blocks • 4 • at Auburn (02/16/25) |
| Minutes • 25 • vs. California (11/3/25) |

- Opened 2025-26 on a three-game double-digit scoring streak
- Collected her first career double-double vs. Cal with 12 pts, 10 reb
- Became the first Dore to have a double-double off the bench since Leilani Kapinus vs. Evansville on Dec. 14, 2024
- Appeared in 57 games with one start at Vandy
- Holds a career field goal percentage of 57.3 percent at Vandy
- One of five players to play in all 33 games in 2024-25
- SEC First -Year Academic Honor Roll ('24)
- Collected 20 double-doubles during her high school career
- Majoring in Medicine, Health & Society

SUPERLATIVES

'25-26 CAREER

| | | |
|-----------------|----|----|
| 10+ POINTS | 4 | 6 |
| 15+ POINTS | -- | -- |
| 20+ POINTS | -- | -- |
| 25+ POINTS | -- | -- |
| 30+ POINTS | -- | -- |
| 40+ POINTS | -- | -- |
| 50+ POINTS | -- | -- |
| MADE 3+ 3-PT FG | -- | -- |
| 10+ REBS | 1 | 1 |
| 5+ ASSISTS | -- | -- |

SUPERLATIVES

'25-26 CAREER

| | | |
|------------------|----|----|
| 3+ ASSISTS | 1 | 1 |
| 5+ STEALS | -- | -- |
| 3+ STEALS | 1 | 3 |
| 2+ BLOCKS | 4 | 9 |
| DOUBLE-DOUBLES | 1 | 1 |
| LED VANDY IN PTS | -- | -- |
| LED VANDY IN REB | 1 | 3 |
| LED VANDY IN AST | -- | -- |
| LED VANDY IN STL | -- | 1 |
| LED VANDY IN BLK | 4 | 17 |

GAME-BY-GAME

| DATE | OPPONENT | GS | MIN | FGM/A | FG% | 3FG/A | 3P% | FTM/A | FG% | OFF | DEF | TOT | AVG | PF | AST | T/O | BLK | STL | PTS | AVG |
|----------|--------------------|----|--------|-------|-------|-------|------|-------|-------|-----|-----|-----|------|----|-----|-----|-----|-----|-----|------|
| 11.3.25 | CALIFORNIA | | 24:32 | 6-7 | .857 | 0-0 | .000 | 0-2 | .000 | 7 | 3 | 10 | 10.0 | 3 | 3 | 2 | 3 | 3 | 12 | 12.0 |
| 11.10.25 | FURMAN | | 14:18 | 4-4 | 1.000 | 0-0 | .000 | 4-6 | .667 | 3 | 3 | 6 | 8.0 | 0 | 1 | 0 | 0 | 1 | 12 | 12.0 |
| 11.12.25 | AT AUSTIN PEAY | | 20:47 | 4-7 | .571 | 0-0 | .000 | 2-5 | .400 | 6 | 3 | 9 | 8.3 | 3 | 1 | 3 | 1 | 0 | 10 | 11.3 |
| 11.19.25 | AT WESTERN KY. | | 12:17 | 0-0 | .000 | 0-0 | .000 | 2-2 | 1.000 | 1 | 4 | 5 | 7.5 | 2 | 0 | 2 | 1 | 0 | 2 | 9.0 |
| 11.21.25 | ALABAMA STATE | | 12:39 | 3-3 | 1.000 | 0-0 | .000 | 4-6 | .667 | 3 | 3 | 6 | 7.2 | 2 | 0 | 1 | 1 | 1 | 10 | 9.2 |
| 11.23.25 | TENNESSEE STATE | | 18:19 | 4-7 | .571 | 0-0 | .000 | 0-0 | .000 | 2 | 4 | 6 | 7.0 | 2 | 0 | 0 | 2 | 1 | 8 | 9.0 |
| 11.27.25 | VS. OREGON STATE | | 21:24 | 2-4 | .500 | 0-0 | .000 | 1-2 | .500 | 2 | 3 | 5 | 6.7 | 2 | 1 | 1 | 2 | 1 | 5 | 8.4 |
| 11.29.25 | VS. BYU | | 08:08 | 0-3 | .000 | 0-0 | .000 | 0-0 | .000 | 1 | 2 | 3 | 6.3 | 2 | 0 | 1 | 0 | 0 | 0 | 7.4 |
| 12.3.25 | VIRGINIA | | 17:59 | 3-4 | .750 | 0-0 | .000 | 2-2 | 1.000 | 0 | 2 | 2 | 5.8 | 2 | 0 | 0 | 3 | 1 | 8 | 7.4 |
| 12.15.25 | SOUTH FLORIDA | | | | | | | | | | | | | | | | | | | |
| 12.18.25 | UALBANY | | | | | | | | | | | | | | | | | | | |
| 12.20.25 | TEXAS SOUTHERN | | | | | | | | | | | | | | | | | | | |
| 12.28.25 | STONEHILL | | | | | | | | | | | | | | | | | | | |
| 1.1.26 | AT ARKANSAS | | | | | | | | | | | | | | | | | | | |
| 1.4.26 | LSU | | | | | | | | | | | | | | | | | | | |
| 1.8.26 | MISSOURI | | | | | | | | | | | | | | | | | | | |
| 1.11.26 | AT TEXAS A&M | | | | | | | | | | | | | | | | | | | |
| 1.15.26 | AT MISSISSIPPI ST. | | | | | | | | | | | | | | | | | | | |
| 1.19.26 | VS. MICHIGAN | | | | | | | | | | | | | | | | | | | |
| 1.22.26 | AUBURN | | | | | | | | | | | | | | | | | | | |
| 1.25.26 | AT SOUTH CAROLINA | | | | | | | | | | | | | | | | | | | |
| 1.29.26 | AT OLE MISS | | | | | | | | | | | | | | | | | | | |
| 2.1.26 | FLORIDA | | | | | | | | | | | | | | | | | | | |
| 2.5.26 | AT KENTUCKY | | | | | | | | | | | | | | | | | | | |
| 2.9.26 | OKLAHOMA | | | | | | | | | | | | | | | | | | | |
| 2.12.26 | TEXAS | | | | | | | | | | | | | | | | | | | |
| 2.15.26 | AT GEORGIA | | | | | | | | | | | | | | | | | | | |
| 2.22.26 | KENTUCKY | | | | | | | | | | | | | | | | | | | |
| 2.26.26 | ALABAMA | | | | | | | | | | | | | | | | | | | |
| 3.1.26 | AT TENNESSEE | | | | | | | | | | | | | | | | | | | |
| TOTAL | | 0 | 150:22 | 26-39 | .667 | 0-0 | .000 | 15-25 | .600 | 25 | 27 | 52 | 5.8 | 18 | 6 | 10 | 13 | 8 | 67 | 7.4 |

CAREER STATS

| YEAR | GP | GS | MIN | AVG | FG | FGA | PCT | 3FG | 3FGA | 3PCT | FT | FTA | PCT | OFF | DEF | TOT | AVG | PF | FO | AST | TO | BLK | STL | PTS | AVG |
|---------|----|----|-----|------|----|-----|------|-----|------|------|----|-----|------|-----|-----|-----|-----|----|----|-----|----|-----|-----|-----|-----|
| 2023-24 | 15 | 0 | 58 | 3.9 | 6 | 11 | .545 | 0 | 0 | .000 | 2 | 4 | .500 | 4 | 7 | 11 | 0.7 | 10 | 0 | 0 | 3 | 4 | 0 | 14 | 0.9 |
| 2024-25 | 33 | 1 | 374 | 11.3 | 46 | 85 | .541 | 0 | 0 | .000 | 26 | 42 | .619 | 38 | 53 | 91 | 2.8 | 48 | 0 | 14 | 27 | 21 | 17 | 118 | 3.6 |
| 2025-26 | 9 | 0 | 150 | 16.7 | 26 | 39 | .667 | 0 | 0 | .000 | 15 | 25 | .600 | 25 | 27 | 52 | 5.8 | 18 | 0 | 6 | 10 | 13 | 8 | 67 | 7.4 |
| CAREER | 57 | 1 | 582 | 10.2 | 78 | 135 | .578 | 0 | 0 | .000 | 43 | 71 | .606 | 67 | 87 | 154 | 2.7 | 76 | 0 | 20 | 40 | 38 | 25 | 199 | 3.5 |





15 NDJAKALENGA MWENENTANDA

@Ndjakalenga
@Ndjakalenga

G • 6-2 • Gr. • Sioux Falls, S.D. • Texas/Washington HS

SEASON HIGHS

| |
|---|
| Points • 16 • 2x, Last: Virginia (12/03/25) |
| FG Made • 6 • 2x, Last: Virginia (12/03/25) |
| FG Attempts • 9 • 2x, Last: Virginia (12/03/25) |
| 3-Pt Made • 2 • 2x, Last: Virginia (12/03/25) |
| 3-Pt Attempt • 4 • at Western Kentucky (11/19/25) |
| FT Made • 2 • 3x, Last: vs. Oregon State (11/27/25) |
| FT Attempt • 5 • Furman (11/10/25) |
| Rebounds • 5 • 2x, Last: at Austin Peay (11/12/25) |
| Assists • 4 • Furman (11/10/25) |
| Steals • 3 • at Western Kentucky (11/19/25) |
| Blocks • 1 • 5x, Last: Virginia (12/03/25) |
| Minutes • 29 • Virginia (12/03/25) |

CAREER HIGHS

| |
|--|
| Points • 19 • vs. Illinois (03/24/25) |
| FG Made • 7 • 2x, Last: Illinois (03/24/25) |
| FG Attempts • 12 • at Miss. State (02/27/25) |
| 3-Pt Made • 2 • Furman (11/10/25) |
| 3-Pt Attempt • 3 • 2x, Furman (11/10/25) |
| FT Made • 8 • Louisiana (11/11/22) |
| FT Attempt • 9 • Houston Christian (12/21/22) |
| Rebounds • 11 • at Miss. State (02/27/25) |
| Assists • 4 • 4x, Last: Missouri (01/30/25) |
| Steals • 6 • Southeast Missouri St. (11/10/24) |
| Blocks • 3 • 2x, Last: at Miss. State (02/27/25) |
| Minutes • 37 • at Mississippi State (02/27/25) |

- Ndjakalenga means “a gift of luck” from her mother’s Luba tribe in Congo
- Appeared in 103 games with 18 starts over her three seasons at Texas
- Averaged 4.6 pts and 2.3 reb in 13.4 min per game during in Austin
- Won three Big 12 titles (2 tour., 1 reg. season) and one SEC reg. season title at Texas
- Played in 10 NCAA Tournament games, including a Final Four, two Elite 8s and two Sweet 16s
- Graduated from Texas in 2025 with a Bachelor’s Degree in Psychology
- Played prep ball at Washington HS in Sioux Falls, S.D., where she scored over 1,000 career points and won the AA state title as a junior

| SUPERLATIVES | '25-26 CAREER | | SUPERLATIVES | '25-26 CAREER | |
|-----------------|---------------|----|------------------|---------------|----|
| 10+ POINTS | 3 | 21 | 3+ ASSISTS | 1 | 8 |
| 15+ POINTS | 2 | 7 | 5+ STEALS | -- | 1 |
| 20+ POINTS | -- | -- | 3+ STEALS | -- | 2 |
| 25+ POINTS | -- | -- | 2+ BLOCKS | 1 | 7 |
| 30+ POINTS | -- | -- | DOUBLE-DOUBLES | -- | -- |
| 40+ POINTS | -- | -- | LED VANDY IN PTS | 1 | 1 |
| 50+ POINTS | -- | -- | LED VANDY IN REB | -- | -- |
| MADE 3+ 3-PT FG | -- | 1 | LED VANDY IN AST | -- | -- |
| 10+ REBS | -- | 1 | LED VANDY IN STL | -- | -- |
| 5+ ASSISTS | -- | -- | LED VANDY IN BLK | 1 | 1 |

GAME-BY-GAME

| DATE | OPPONENT | GS | MIN | FGM/A | FG% | 3FG/A | 3P% | FTM/A | FG% | OFF | DEF | TOT | AVG | PF | AST | T/O | BLK | STL | PTS | AVG |
|----------|--------------------|----|--------|-------|------|-------|-------|-------|-------|-----|-----|-----|-----|----|-----|-----|-----|-----|-----|------|
| 11.3.25 | CALIFORNIA | * | 14:44 | 3-4 | .750 | 1-1 | 1.000 | 0-0 | .000 | 1 | 1 | 2 | 2.0 | 2 | 0 | 2 | 0 | 1 | 7 | 7.0 |
| 11.10.25 | FURMAN | * | 27:38 | 6-8 | .750 | 2-3 | .667 | 2-5 | .400 | 1 | 4 | 5 | 3.5 | 2 | 4 | 0 | 0 | 1 | 16 | 11.5 |
| 11.12.25 | AT AUSTIN PEAY | * | 18:04 | 2-5 | .400 | 1-1 | 1.000 | 0-0 | .000 | 2 | 3 | 5 | 4.0 | 0 | 1 | 1 | 1 | 1 | 5 | 9.3 |
| 11.19.25 | AT WESTERN KY. | * | 22:17 | 4-9 | .444 | 1-4 | .250 | 2-2 | 1.000 | 3 | 0 | 3 | 3.8 | 0 | 1 | 1 | 1 | 3 | 11 | 9.8 |
| 11.21.25 | ALABAMA STATE | * | 16:46 | 2-6 | .333 | 1-2 | .500 | 0-0 | .000 | 0 | 1 | 1 | 3.2 | 1 | 1 | 1 | 1 | 0 | 5 | 8.8 |
| 11.23.25 | TENNESSEE STATE | * | 18:34 | 1-2 | .500 | 0-1 | .000 | 0-0 | .000 | 1 | 0 | 1 | 2.8 | 1 | 2 | 0 | 0 | 0 | 2 | 7.7 |
| 11.27.25 | VS. OREGON STATE | * | 22:30 | 2-4 | .500 | 0-1 | .000 | 2-2 | 1.000 | 0 | 1 | 1 | 2.6 | 2 | 2 | 3 | 0 | 0 | 6 | 7.4 |
| 11.29.25 | VS. BYU | * | 06:18 | 1-2 | .500 | 0-0 | .000 | 2-2 | 1.000 | 0 | 0 | 0 | 2.3 | 0 | 0 | 0 | 0 | 0 | 4 | 7.0 |
| 12.3.25 | VIRGINIA | * | 29:25 | 6-9 | .667 | 2-2 | 1.000 | 2-2 | 1.000 | 3 | 4 | 7 | 2.8 | 3 | 0 | 1 | 1 | 1 | 16 | 8.0 |
| 12.15.25 | SOUTH FLORIDA | | | | | | | | | | | | | | | | | | | |
| 12.18.25 | UALBANY | | | | | | | | | | | | | | | | | | | |
| 12.20.25 | TEXAS SOUTHERN | | | | | | | | | | | | | | | | | | | |
| 12.28.25 | STONEHILL | | | | | | | | | | | | | | | | | | | |
| 1.1.26 | AT ARKANSAS | | | | | | | | | | | | | | | | | | | |
| 1.4.26 | LSU | | | | | | | | | | | | | | | | | | | |
| 1.8.26 | MISSOURI | | | | | | | | | | | | | | | | | | | |
| 1.11.26 | AT TEXAS A&M | | | | | | | | | | | | | | | | | | | |
| 1.15.26 | AT MISSISSIPPI ST. | | | | | | | | | | | | | | | | | | | |
| 1.19.26 | VS. MICHIGAN | | | | | | | | | | | | | | | | | | | |
| 1.22.26 | AUBURN | | | | | | | | | | | | | | | | | | | |
| 1.25.26 | AT SOUTH CAROLINA | | | | | | | | | | | | | | | | | | | |
| 1.29.26 | AT OLE MISS | | | | | | | | | | | | | | | | | | | |
| 2.1.26 | FLORIDA | | | | | | | | | | | | | | | | | | | |
| 2.5.26 | AT KENTUCKY | | | | | | | | | | | | | | | | | | | |
| 2.9.26 | OKLAHOMA | | | | | | | | | | | | | | | | | | | |
| 2.12.26 | TEXAS | | | | | | | | | | | | | | | | | | | |
| 2.15.26 | AT GEORGIA | | | | | | | | | | | | | | | | | | | |
| 2.22.26 | KENTUCKY | | | | | | | | | | | | | | | | | | | |
| 2.26.26 | ALABAMA | | | | | | | | | | | | | | | | | | | |
| 3.1.26 | AT TENNESSEE | | | | | | | | | | | | | | | | | | | |
| TOTAL | | 9 | 176:16 | 27-49 | .551 | 8-15 | .533 | 10-13 | .769 | 11 | 14 | 25 | 2.8 | 11 | 11 | 9 | 4 | 7 | 72 | 8.0 |

CAREER STATS

*at Texas

| YEAR | GP | GS | MIN | AVG | FG | FGA | PCT | 3FG | 3FGA | 3PCT | FT | FTA | PCT | OFF | DEF | TOT | AVG | PF | FO | AST | TO | BLK | STL | PTS | AVG |
|----------|-----|----|------|------|-----|-----|------|-----|------|------|-----|-----|------|-----|-----|-----|-----|-----|----|-----|-----|-----|-----|-----|-----|
| 2022-23* | 31 | 3 | 373 | 12.0 | 44 | 131 | .336 | 3 | 17 | .176 | 44 | 63 | .698 | 36 | 33 | 69 | 2.2 | 52 | 2 | 18 | 29 | 4 | 15 | 135 | 4.4 |
| 2023-24* | 35 | 0 | 372 | 10.6 | 52 | 116 | .448 | 3 | 10 | .300 | 21 | 34 | .618 | 22 | 36 | 58 | 1.7 | 41 | 0 | 23 | 33 | 9 | 11 | 128 | 3.7 |
| 2024-25* | 37 | 15 | 632 | 17.1 | 82 | 178 | .461 | 1 | 18 | .056 | 43 | 56 | .768 | 48 | 60 | 108 | 2.9 | 57 | 0 | 34 | 54 | 21 | 27 | 208 | 5.6 |
| 2025-26 | 9 | 9 | 176 | 19.6 | 27 | 49 | .551 | 8 | 15 | .533 | 10 | 13 | .769 | 11 | 14 | 25 | 2.8 | 11 | 0 | 11 | 9 | 4 | 7 | 72 | 8.0 |
| VANDY | 9 | 9 | 176 | 19.6 | 27 | 49 | .551 | 8 | 15 | .533 | 10 | 13 | .769 | 11 | 14 | 25 | 2.8 | 11 | 0 | 11 | 9 | 4 | 7 | 72 | 8.0 |
| CAREER | 112 | 27 | 1554 | 13.9 | 205 | 474 | .432 | 15 | 60 | .250 | 118 | 166 | .711 | 117 | 143 | 260 | 2.3 | 161 | 2 | 86 | 125 | 38 | 60 | 543 | 4.8 |





24 AGA MAKURAT

@a.makurat24

G • 6-3 • Jr. • Sierakowice, Poland. • Sopocka Akademia Tenisowa

SEASON HIGHS

| |
|---|
| Points • 21 • Alabama State (11/21/25) |
| FG Made • 8 • Alabama State (11/21/25) |
| FG Attempts • 15 • Alabama State (11/21/25) |
| 3-Pt Made • 5 • Alabama State (11/21/25) |
| 3-Pt Attempt • 11 • Alabama State (11/21/25) |
| FT Made • -- • -- |
| FT Attempt • -- • -- |
| Rebounds • 5 • Furman (11/10/25) |
| Assists • 3 • Tennessee State (11/23/25) |
| Steals • 3 • at Western Kentucky (11/19/25) |
| Blocks • 1 • Furman (11/10/25) |
| Minutes • 23 • at Western Kentucky (11/19/25) |

CAREER HIGHS

| |
|--|
| Points • 21 • Alabama State (11/21/25) |
| FG Made • 8 • Alabama State (11/21/25) |
| FG Attempts • 15 • Alabama State (11/21/25) |
| 3-Pt Made • 5 • 2x, Last: Alabama State (11/21/25) |
| 3-Pt Attempt • 11 • Alabama State (11/21/25) |
| FT Made • 3 • Western Kentucky (11/15/23) |
| FT Attempt • 4 • Western Kentucky (11/15/23) |
| Rebounds • 7 • at South Carolina (01/28/24) |
| Assists • 3 • 3x, Last: App. State (12/01/24) |
| Steals • 3 • 2x, Last: Tennessee State (11/23/25) |
| Blocks • 3 • Florida (01/07/24) |
| Minutes • 24 • at South Carolina (01/28/24) |

- Appeared in 56 games with three starts at Vandy
- Represented Poland in the FIBA U20 EuroBasket ('24), FIBA U18 Euro Champ. ('22) and FIBA U16 Euro Champ. ('20)
- First player from Poland in program history
- Participated in the NBA Academy team ('23) and led her team to an undefeated record
- Has two older sisters, Anna (UConn) and Ola (Utah), that played NCAA Division I women's basketball
- Majoring in Human & Organizational Development

| SUPERLATIVES | '25-26 CAREER | | SUPERLATIVES | '25-26 CAREER | |
|-----------------|---------------|----|------------------|---------------|----|
| 10+ POINTS | 1 | 5 | 3+ ASSISTS | 1 | 4 |
| 15+ POINTS | 1 | 3 | 5+ STEALS | -- | -- |
| 20+ POINTS | 1 | 1 | 3+ STEALS | -- | -- |
| 25+ POINTS | -- | -- | 2+ BLOCKS | -- | 5 |
| 30+ POINTS | -- | -- | DOUBLE-DOUBLES | -- | -- |
| 40+ POINTS | -- | -- | LED VANDY IN PTS | -- | 2 |
| 50+ POINTS | -- | -- | LED VANDY IN REB | -- | 1 |
| MADE 3+ 3-PT FG | 1 | 5 | LED VANDY IN AST | -- | -- |
| 10+ REBS | -- | -- | LED VANDY IN STL | -- | 1 |
| 5+ ASSISTS | -- | -- | LED VANDY IN BLK | 1 | 8 |

GAME-BY-GAME

| DATE | OPPONENT | GS | MIN | FGM/A | FG% | 3FG/A | 3P% | FTM/A | FT% | OFF | DEF | TOT | AVG | PF | AST | T/O | BLK | STL | PTS | AVG |
|----------|--------------------|----|-------|-------|------|-------|------|-------|------|-----|-----|-----|-----|----|-----|-----|-----|-----|-----|-----|
| 11.3.25 | CALIFORNIA | | 06:06 | 0-0 | .000 | 0-0 | .000 | 0-0 | .000 | 1 | 0 | 1 | 1.0 | 1 | 0 | 1 | 0 | 0 | 0 | 0.0 |
| 11.10.25 | FURMAN | | 17:30 | 1-3 | .333 | 0-1 | .000 | 0-0 | .000 | 1 | 4 | 5 | 3.0 | 0 | 1 | 0 | 1 | 0 | 2 | 1.0 |
| 11.12.25 | AT AUSTIN PEAY | | 06:54 | 0-0 | .000 | 0-0 | .000 | 0-0 | .000 | 0 | 1 | 1 | 2.3 | 0 | 1 | 1 | 0 | 0 | 0 | 0.7 |
| 11.19.25 | AT WESTERN KY. | | 22:10 | 3-9 | .333 | 1-6 | .167 | 0-0 | .000 | 1 | 2 | 3 | 2.5 | 2 | 0 | 0 | 1 | 3 | 7 | 2.3 |
| 11.21.25 | ALABAMA STATE | | 20:19 | 8-15 | .533 | 5-11 | .455 | 0-0 | .000 | 0 | 0 | 0 | 2.0 | 3 | 0 | 0 | 0 | 1 | 21 | 6.0 |
| 11.23.25 | TENNESSEE STATE | | 17:24 | 3-7 | .429 | 1-3 | .333 | 0-0 | .000 | 2 | 1 | 3 | 2.2 | 1 | 3 | 0 | 1 | 0 | 7 | 6.2 |
| 11.27.25 | VS. OREGON STATE | | 05:56 | 0-1 | .000 | 0-1 | .000 | 0-0 | .000 | 0 | 0 | 0 | 1.9 | 0 | 1 | 0 | 0 | 0 | 0 | 5.3 |
| 11.29.25 | VS. BYU | | 02:05 | 0-0 | .000 | 0-0 | .000 | 0-0 | .000 | 0 | 0 | 0 | 1.6 | 0 | 0 | 0 | 0 | 0 | 0 | 4.6 |
| 12.3.25 | VIRGINIA | | 01:11 | 0-0 | .000 | 0-0 | .000 | 0-0 | .000 | 0 | 0 | 0 | 1.4 | 0 | 0 | 0 | 0 | 0 | 0 | 4.1 |
| 12.15.25 | SOUTH FLORIDA | | | | | | | | | | | | | | | | | | | |
| 12.18.25 | UALBANY | | | | | | | | | | | | | | | | | | | |
| 12.20.25 | TEXAS SOUTHERN | | | | | | | | | | | | | | | | | | | |
| 12.28.25 | STONEHILL | | | | | | | | | | | | | | | | | | | |
| 1.1.26 | AT ARKANSAS | | | | | | | | | | | | | | | | | | | |
| 1.4.26 | LSU | | | | | | | | | | | | | | | | | | | |
| 1.8.26 | MISSOURI | | | | | | | | | | | | | | | | | | | |
| 1.11.26 | AT TEXAS A&M | | | | | | | | | | | | | | | | | | | |
| 1.15.26 | AT MISSISSIPPI ST. | | | | | | | | | | | | | | | | | | | |
| 1.19.26 | VS. MICHIGAN | | | | | | | | | | | | | | | | | | | |
| 1.22.26 | AUBURN | | | | | | | | | | | | | | | | | | | |
| 1.25.26 | AT SOUTH CAROLINA | | | | | | | | | | | | | | | | | | | |
| 1.29.26 | AT OLE MISS | | | | | | | | | | | | | | | | | | | |
| 2.1.26 | FLORIDA | | | | | | | | | | | | | | | | | | | |
| 2.5.26 | AT KENTUCKY | | | | | | | | | | | | | | | | | | | |
| 2.9.26 | OKLAHOMA | | | | | | | | | | | | | | | | | | | |
| 2.12.26 | TEXAS | | | | | | | | | | | | | | | | | | | |
| 2.15.26 | AT GEORGIA | | | | | | | | | | | | | | | | | | | |
| 2.22.26 | KENTUCKY | | | | | | | | | | | | | | | | | | | |
| 2.26.26 | ALABAMA | | | | | | | | | | | | | | | | | | | |
| 3.1.26 | AT TENNESSEE | | | | | | | | | | | | | | | | | | | |
| TOTAL | | 0 | 99:35 | 15-35 | .429 | 7-22 | .318 | 0-0 | .000 | 5 | 8 | 13 | 1.4 | 7 | 6 | 2 | 3 | 4 | 37 | 4.1 |

CAREER STATS

| YEAR | GP | GS | MIN | AVG | FG | FGA | PCT | 3FG | 3FGA | 3PCT | FT | FTA | PCT | OFF | DEF | TOT | AVG | PF | FO | AST | TO | BLK | STL | PTS | AVG |
|---------|----|----|-----|------|----|-----|------|-----|------|------|----|-----|-------|-----|-----|-----|-----|----|----|-----|----|-----|-----|-----|-----|
| 2023-24 | 33 | 3 | 469 | 14.2 | 44 | 129 | .341 | 29 | 90 | .322 | 11 | 14 | .786 | 12 | 37 | 49 | 1.5 | 29 | 0 | 19 | 32 | 13 | 10 | 128 | 3.9 |
| 2024-25 | 14 | 0 | 143 | 10.2 | 17 | 53 | .321 | 12 | 42 | .286 | 1 | 1 | 1.000 | 7 | 21 | 28 | 2.0 | 5 | 0 | 10 | 7 | 5 | 3 | 47 | 3.4 |
| 2025-26 | 9 | 0 | 100 | 11.1 | 15 | 35 | .429 | 7 | 22 | .318 | 0 | 0 | .000 | 5 | 8 | 13 | 1.4 | 7 | 0 | 6 | 2 | 3 | 4 | 37 | 4.1 |
| CAREER | 56 | 3 | 712 | 12.7 | 76 | 217 | .350 | 48 | 154 | .312 | 12 | 15 | .800 | 24 | 66 | 90 | 1.6 | 41 | 0 | 35 | 41 | 21 | 17 | 212 | 3.8 |





30 TRINITY WILSON

@Trinityy.Wilsonn
@TrinityWilson_BTS
@TrinityWilson30

C • 6-3 • So. • Lakeville, Minn. • Lakeville North HS

SEASON HIGHS

| |
|------------------------------------|
| Points • 1 • Furman (11/10/25) |
| FG Made • - - - - |
| FG Attempts • - - - - |
| 3-Pt Made • - - - - |
| 3-Pt Attempt • - - - - |
| FT Made • 1 • Furman (11/10/25) |
| FT Attempt • 2 • Furman (11/10/25) |
| Rebounds • - - - - |
| Assists • - - - - |
| Steals • 1 • Furman (11/10/25) |
| Blocks • - - - - |
| Minutes • 3 • Furman (11/10/25) |

CAREER HIGHS

| |
|---|
| Points • 6 • West Georgia (12/21/24) |
| FG Made • 3 • West Georgia (12/21/24) |
| FG Attempts • 5 • West Georgia (12/21/24) |
| 3-Pt Made • - - |
| 3-Pt Attempt • - - |
| FT Made • 1 • 2x, Last: Furman (11/10/25) |
| FT Attempt • 2 • 2x, Last: Furman (11/10/25) |
| Rebounds • 5 • 2x, Last: Austin Peay (11/08/24) |
| Assists • 2 • at Missouri (03/02/25) |
| Steals • 1 • Furman (11/10/25) |
| Blocks • 1 • 2x, Last: West Georgia (12/21/24) |
| Minutes • 11 • Lipscomb (11/04/24) |

- Played in 12 games, all off the bench, in her first year at Vanderbilt
- Ranked the fifth-best player in Minnesota according to PrepGirlsHoops.com
- Fourth player from Minnesota in program history and first since 2016-17
- Mother Brenda Marquis played at UConn and was a member of the 1995 undefeated NCAA championship team
- Majoring in Human & Organizational Development

| SUPERLATIVES | '25-26 CAREER | SUPERLATIVES | '25-26 CAREER |
|-----------------|---------------|------------------|---------------|
| 10+ POINTS | -- -- | 3+ ASSISTS | -- -- |
| 15+ POINTS | -- -- | 5+ STEALS | -- -- |
| 20+ POINTS | -- -- | 3+ STEALS | -- -- |
| 25+ POINTS | -- -- | 2+ BLOCKS | -- -- |
| 30+ POINTS | -- -- | DOUBLE-DOUBLES | -- -- |
| 40+ POINTS | -- -- | LED VANDY IN PTS | -- -- |
| 50+ POINTS | -- -- | LED VANDY IN REB | -- -- |
| MADE 3+ 3-PT FG | -- -- | LED VANDY IN AST | -- -- |
| 10+ REBS | -- -- | LED VANDY IN STL | -- -- |
| 5+ ASSISTS | -- -- | LED VANDY IN BLK | -- -- |

GAME-BY-GAME

| DATE | OPPONENT | GS | MIN | FGM/A | FG% | 3FG/A | 3P% | FTM/A | FG% OFF | DEF | TOT | AVG | PF | AST | T/O | BLK | STL | PTS | AVG |
|----------|----------------------|----|-------|-------|------|-------|------|-------|---------|-----|-----|-----|----|-----|-----|-----|-----|-----|-----|
| 11.3.25 | CALIFORNIA | | | | | | | | | | | | | | | | | | |
| | DNP - COACHES CHOICE | | | | | | | | | | | | | | | | | | |
| 11.10.25 | FURMAN | | 02:56 | 0-0 | .000 | 0-0 | .000 | 1-2 | .500 | 0 | 0 | 0.0 | 1 | 0 | 2 | 0 | 1 | 1 | 1.0 |
| 11.12.25 | AT AUSTIN PEAY | | | | | | | | | | | | | | | | | | |
| | DNP - COACHES CHOICE | | | | | | | | | | | | | | | | | | |
| 11.21.25 | AT WESTERN KY. | | 00:45 | 0-0 | .000 | 0-0 | .000 | 0-0 | .000 | 0 | 0 | 0.0 | 0 | 0 | 0 | 0 | 0 | 0 | 0.5 |
| 11.21.25 | ALABAMA STATE | | | | | | | | | | | | | | | | | | |
| | DNP - INJURY | | | | | | | | | | | | | | | | | | |
| 11.23.25 | TENNESSEE STATE | | | | | | | | | | | | | | | | | | |
| | DNP - INJURY | | | | | | | | | | | | | | | | | | |
| 11.27.25 | VS. OREGON STATE | | | | | | | | | | | | | | | | | | |
| | DNP - INJURY | | | | | | | | | | | | | | | | | | |
| 11.29.25 | VS. BYU | | | | | | | | | | | | | | | | | | |
| | DNP - COACHES CHOICE | | | | | | | | | | | | | | | | | | |
| 12.3.25 | VIRGINIA | | | | | | | | | | | | | | | | | | |
| 12.15.25 | SOUTH FLORIDA | | | | | | | | | | | | | | | | | | |
| 12.18.25 | UALBANY | | | | | | | | | | | | | | | | | | |
| 12.20.25 | TEXAS SOUTHERN | | | | | | | | | | | | | | | | | | |
| 12.28.25 | STONEHILL | | | | | | | | | | | | | | | | | | |
| 1.1.26 | AT ARKANSAS | | | | | | | | | | | | | | | | | | |
| 1.4.26 | LSU | | | | | | | | | | | | | | | | | | |
| 1.8.26 | MISSOURI | | | | | | | | | | | | | | | | | | |
| 1.11.26 | AT TEXAS A&M | | | | | | | | | | | | | | | | | | |
| 1.15.26 | AT MISSISSIPPI ST. | | | | | | | | | | | | | | | | | | |
| 1.19.26 | VS. MICHIGAN | | | | | | | | | | | | | | | | | | |
| 1.22.26 | AUBURN | | | | | | | | | | | | | | | | | | |
| 1.25.26 | AT SOUTH CAROLINA | | | | | | | | | | | | | | | | | | |
| 1.29.26 | AT OLE MISS | | | | | | | | | | | | | | | | | | |
| 2.1.26 | FLORIDA | | | | | | | | | | | | | | | | | | |
| 2.5.26 | AT KENTUCKY | | | | | | | | | | | | | | | | | | |
| 2.9.26 | OKLAHOMA | | | | | | | | | | | | | | | | | | |
| 2.12.26 | TEXAS | | | | | | | | | | | | | | | | | | |
| 2.15.26 | AT GEORGIA | | | | | | | | | | | | | | | | | | |
| 2.22.26 | KENTUCKY | | | | | | | | | | | | | | | | | | |
| 2.26.26 | ALABAMA | | | | | | | | | | | | | | | | | | |
| 3.1.26 | AT TENNESSEE | | | | | | | | | | | | | | | | | | |
| TOTAL | | 0 | 04:09 | 0-0 | .000 | 0-0 | .000 | 1-2 | .500 | 0 | 0 | 0.0 | 1 | 0 | 2 | 0 | 1 | 1 | 0.5 |

CAREER STATS

| YEAR | GP | GS | MIN | AVG | FG | FGA | PCT | 3FG | 3FGA | 3PCT | FT | FTA | PCT | OFF | DEF | TOT | AVG | PF | FO | AST | TO | BLK | STL | PTS | AVG |
|---------|----|----|-----|-----|----|-----|------|-----|------|------|----|-----|------|-----|-----|-----|-----|----|----|-----|----|-----|-----|-----|-----|
| 2024-25 | 12 | 0 | 55 | 4.6 | 8 | 21 | .381 | 0 | 0 | .000 | 1 | 3 | .333 | 5 | 10 | 15 | 1.3 | 6 | 0 | 8 | 3 | 2 | 0 | 17 | 1.4 |
| 2025-26 | 2 | 0 | 4 | 2.0 | 0 | 0 | .000 | 0 | 0 | .000 | 1 | 2 | .500 | 0 | 0 | 0 | 0.0 | 1 | 0 | 0 | 2 | 0 | 1 | 1 | 0.5 |
| CAREER | 14 | 0 | 59 | 4.5 | 8 | 21 | .381 | 0 | 0 | .000 | 2 | 5 | .400 | 5 | 10 | 15 | 1.2 | 7 | 0 | 8 | 5 | 2 | 1 | 18 | 1.4 |





 @Aalyah.DelRosario

| | |
|---------------------------|---|
| Points • 27 • | McNeese State (12/12/23) |
| FG Made • 10 • | McNeese State (12/12/23) |
| FG Attempts • 14 • | McNeese State (12/12/23) |
| 3-Pt Made • -- | |
| 3-Pt Attempts • -- | |
| FT Made • 7 • | McNeese State (12/12/23) |
| FT Attempt • 14 • | McNeese State (12/12/23) |
| Rebounds • 10 • | 2x, Last: Coppin St. (12/20/23) |
| Assists • 2 • | 3x, Last: Tennessee State (11/23/25) |
| Steals • 2 • | 3x, Last: vs. Rice (03/22/24) |
| Blocks • 4 • | Northwestern State (12/17/23) |
| Minutes • 23 • | Texas Southern (11/20/23) |

- | SUPERLATIVES | '25-'26 CAREER | | SUPERLATIVES | '25-'26 CAREER | |
|-----------------|----------------|----|------------------|----------------|----|
| 10+ POINTS | -- | 4 | 3+ ASSISTS | -- | -- |
| 15+ POINTS | -- | 1 | 5+ STEALS | -- | -- |
| 20+ POINTS | -- | 1 | 3+ STEALS | -- | -- |
| 25+ POINTS | -- | 1 | 2+ BLOCKS | 3 | 10 |
| 30+ POINTS | -- | -- | DOUBLE-DOUBLES | -- | 1 |
| 40+ POINTS | -- | -- | LED VANDY IN PTS | -- | -- |
| 50+ POINTS | -- | -- | LED VANDY IN REB | -- | -- |
| MADE 3+ 3-PT FG | -- | -- | LED VANDY IN AST | -- | -- |
| 10+ REBS | -- | 2 | LED VANDY IN STL | -- | -- |
| 5+ ASSISTS | -- | -- | LED VANDY IN BLK | 3 | 3 |

| DATE | OPPONENT | GS | MIN | FGM/A | FG% | 3FG/A | 3P% | FTM/A | FG% OFF | DEF | TOT | AVG | PF | AST | T/O | BLK | STL | PTS | AVG | |
|----------|--------------------|----|-------|-------|-------|-------|------|-------|---------|-----|-----|-----|-----|-----|-----|-----|-----|-----|-----|-----|
| 11.3.25 | CALIFORNIA | | 05:30 | 0-0 | .000 | 0-0 | .000 | 2-2 | 1.000 | 2 | 0 | 2 | 2.0 | 2 | 0 | 0 | 0 | 2 | 2.0 | |
| 11.10.25 | FURMAN | | 08:21 | 2-2 | 1.000 | 0-0 | .000 | 1-2 | .500 | 0 | 0 | 0 | 1.0 | 1 | 2 | 1 | 0 | 1 | 3.5 | |
| 11.12.25 | AT AUSTIN PEAY | | 03:00 | 0-0 | .000 | 0-0 | .000 | 0-2 | .000 | 0 | 2 | 2 | 1.3 | 1 | 1 | 1 | 1 | 0 | 2.3 | |
| 11.19.25 | AT WESTERN KY. | | 08:28 | 2-2 | 1.000 | 0-0 | .000 | 1-2 | .500 | 2 | 3 | 5 | 2.3 | 2 | 0 | 1 | 3 | 1 | 5 | 3.0 |
| 11.21.25 | ALABAMA STATE | | 13:38 | 1-3 | .333 | 0-0 | .000 | 2-5 | .400 | 0 | 4 | 4 | 2.6 | 1 | 0 | 0 | 2 | 0 | 4 | 3.2 |
| 11.23.25 | TENNESSEE STATE | | 11:22 | 2-5 | .400 | 0-0 | .000 | 0-0 | .000 | 1 | 0 | 1 | 2.3 | 0 | 2 | 0 | 2 | 1 | 4 | 3.3 |
| 11.27.25 | VS. OREGON STATE | | 03:59 | 0-0 | .000 | 0-0 | .000 | 0-0 | .000 | 0 | 0 | 0 | 2.0 | 0 | 0 | 0 | 0 | 0 | 0 | 2.9 |
| 11.29.25 | VS. BYU | | | | | | | | | | | | | | | | | | | |
| 12.3.25 | VIRGINIA | | | | | | | | | | | | | | | | | | | |
| 12.15.25 | SOUTH FLORIDA | | | | | | | | | | | | | | | | | | | |
| 12.18.25 | UALBANY | | | | | | | | | | | | | | | | | | | |
| 12.20.25 | TEXAS SOUTHERN | | | | | | | | | | | | | | | | | | | |
| 12.28.25 | STONEHILL | | | | | | | | | | | | | | | | | | | |
| 1.1.26 | AT ARKANSAS | | | | | | | | | | | | | | | | | | | |
| 1.4.26 | LSU | | | | | | | | | | | | | | | | | | | |
| 1.8.26 | MISSOURI | | | | | | | | | | | | | | | | | | | |
| 1.11.26 | AT TEXAS A&M | | | | | | | | | | | | | | | | | | | |
| 1.15.26 | AT MISSISSIPPI ST. | | | | | | | | | | | | | | | | | | | |
| 1.19.26 | VS. MICHIGAN | | | | | | | | | | | | | | | | | | | |
| 1.22.26 | AUBURN | | | | | | | | | | | | | | | | | | | |
| 1.25.26 | AT SOUTH CAROLINA | | | | | | | | | | | | | | | | | | | |
| 1.29.26 | AT OLE MISS | | | | | | | | | | | | | | | | | | | |
| 2.1.26 | FLORIDA | | | | | | | | | | | | | | | | | | | |
| 2.5.26 | AT KENTUCKY | | | | | | | | | | | | | | | | | | | |
| 2.9.26 | OKLAHOMA | | | | | | | | | | | | | | | | | | | |
| 2.12.26 | TEXAS | | | | | | | | | | | | | | | | | | | |
| 2.15.26 | AT GEORGIA | | | | | | | | | | | | | | | | | | | |
| 2.22.26 | KENTUCKY | | | | | | | | | | | | | | | | | | | |
| 2.26.26 | ALABAMA | | | | | | | | | | | | | | | | | | | |
| 3.1.26 | AT TENNESSEE | | | | | | | | | | | | | | | | | | | |
| TOTAL | | 0 | 54:18 | 7-12 | .583 | 0-0 | .000 | 6-13 | .462 | 5 | 9 | 14 | 2.0 | 7 | 5 | 3 | 8 | 3 | 20 | 2.9 |

*at LSU

| YEAR | GP | GS | MIN | AVG | FG | FGA | PCT | 3FG | 3FGA | 3PCT | FT | FTA | PCT | OFF | DEF | TOT | AVG | PF | FO | AST | TO | BLK | STL | PTS | AVG |
|---------|----|----|-----|------|----|-----|------|-----|------|------|----|-----|------|-----|-----|-----|-----|-----|----|-----|----|-----|-----|-----|-----|
| 2023-24 | 37 | 1 | 416 | 11.2 | 60 | 111 | .541 | 0 | 0 | .000 | 53 | 93 | .570 | 47 | 82 | 129 | 3.5 | 63 | 0 | 8 | 30 | 30 | 15 | 173 | 4.7 |
| 2024-25 | 28 | 0 | 175 | 6.3 | 20 | 48 | .417 | 0 | 0 | .000 | 16 | 33 | .485 | 25 | 32 | 57 | 2.0 | 39 | 1 | 2 | 12 | 8 | 3 | 56 | 2.0 |
| 2025-26 | 7 | 0 | 54 | 7.8 | 7 | 12 | .583 | 0 | 0 | .000 | 6 | 13 | .462 | 5 | 9 | 14 | 2.0 | 7 | 0 | 5 | 3 | 8 | 3 | 20 | 2.9 |
| VANDY | 7 | 0 | 54 | 7.8 | 7 | 12 | .583 | 0 | 0 | .000 | 6 | 13 | .462 | 5 | 9 | 14 | 2.0 | 7 | 0 | 5 | 3 | 8 | 3 | 20 | 2.9 |
| CAREER | 72 | 1 | 646 | 9.0 | 87 | 171 | .509 | 0 | 0 | .000 | 75 | 139 | .540 | 77 | 123 | 200 | 2.8 | 109 | 1 | 15 | 45 | 46 | 21 | 249 | 3.5 |



35 SACHA WASHINGTON

@Sacha_Washington
@Sacha_Washington
@SachaW33

F • 6-2 • Gr. • Lawrenceville, Ga. • Collins Hill HS

SEASON HIGHS

| |
|---|
| Points • 15 • at Western Kentucky (11/19/25) |
| FG Made • 7 • at Western Kentucky (11/19/25) |
| FG Attempts • 12 • vs. California (11/3/25) |
| 3-Pt Made • - - - - |
| 3-Pt Attempt • - - - - |
| FT Made • 3 • vs. BYU (11/29/25) |
| FT Attempt • 4 • 2x, Last: vs. BYU (11/29/25) |
| Rebounds • 12 • vs. BYU (11/29/25) |
| Assists • 6 • vs. BYU (11/29/25) |
| Steals • 4 • vs. California (11/3/25) |
| Blocks • 2 • 2x, Last: Alabama State (11/12/25) |
| Minutes • 31 • vs. BYU (11/29/25) |

CAREER HIGHS

| |
|--|
| Points • 33 • Louisiana Tech (12/03/23) |
| FG Made • 15 • Louisiana Tech (12/03/23) |
| FG Attempts • 20 • Louisiana Tech (12/03/23) |
| 3-Pt Made • - - |
| 3-Pt Attempt • 1 • Lipscomb (12/18/22) |
| FT Made • 10 • Fairfield (11/12/23) |
| FT Attempt • 16 • Fairfield (11/12/23) |
| Rebounds • 17 • Fairfield (11/12/23) |
| Assists • 7 • Fairfield (11/12/23) |
| Steals • 8 • Louisiana Tech (12/03/23) |
| Blocks • 6 • Dayton (12/20/23) |
| Minutes • 40 • Florida (03/07/24) |

- Returns to action after missing the 2024-25 season due to a medical condition
- Appeared in 107 games with 80 starts over her five seasons at Vanderbilt
- Became the 41st Commodore to score 1,000 career points and ranks 31st on the program's all-time scoring list with 1,097 points
- Her 791 career rebounds are most among active SEC players
- Only active SEC player to amass over 1,000 pts, 700 reb, and 100 blk
- One of six active SEC players to score 1,000 career points
- Leads Vanderbilt with 80 career starts and 24 career double-doubles
- All-SEC freshman team ('22)
- Graduate from Vanderbilt in May 2025 with a Bachelor's Degree in Medicine, Health & Society

| SUPERLATIVES | '25-26 CAREER | | SUPERLATIVES | '25-26 CAREER | |
|-----------------|---------------|-----|------------------|---------------|----|
| 10+ POINTS | 6 | 55 | 3+ ASSISTS | 2 | 10 |
| 15+ POINTS | 1 | 21 | 5+ STEALS | - - | 2 |
| 20+ POINTS | - - | 6 | 3+ STEALS | 2 | 11 |
| 25+ POINTS | - - | 1 | 2+ BLOCKS | 3 | 31 |
| 30+ POINTS | - - | - - | DOUBLE-DOUBLES | 2 | 24 |
| 40+ POINTS | - - | - - | LED VANDY IN PTS | - - | 13 |
| 50+ POINTS | - - | - - | LED VANDY IN REB | 5 | 58 |
| MADE 3+ 3-PT FG | - - | - - | LED VANDY IN AST | 1 | 6 |
| 10+ REBS | 3 | 27 | LED VANDY IN STL | 2 | 7 |
| 5+ ASSISTS | 1 | 3 | LED VANDY IN BLK | 4 | 58 |

GAME-BY-GAME



| DATE | OPPONENT | GS | MIN | FGM/A | FG% | 3FG/A | 3P% | FTM/A | FG% | OFF | DEF | TOT | AVG | PF | AST | T/O | BLK | STL | PTS | AVG |
|----------|--------------------|----|--------|-------|------|-------|------|-------|-------|-----|-----|-----|-----|----|-----|-----|-----|-----|-----|------|
| 11.3.25 | CALIFORNIA | * | 27:11 | 5-12 | .417 | 0-0 | .000 | 0-0 | .000 | 5 | 3 | 8 | 8.0 | 3 | 2 | 2 | 0 | 4 | 10 | 10.0 |
| 11.10.25 | FURMAN | * | 16:30 | 3-6 | .500 | 0-0 | .000 | 2-2 | 1.000 | 1 | 3 | 4 | 6.0 | 1 | 0 | 1 | 0 | 1 | 8 | 9.0 |
| 11.12.25 | AT AUSTIN PEAY | * | 28:50 | 4-5 | .800 | 0-0 | .000 | 2-4 | .500 | 3 | 7 | 10 | 7.3 | 4 | 0 | 4 | 2 | 3 | 10 | 9.3 |
| 11.19.25 | AT WESTERN KY. | * | 22:57 | 6-9 | .667 | 0-0 | .000 | 1-2 | .500 | 6 | 1 | 7 | 7.3 | 2 | 2 | 1 | 1 | 2 | 13 | 10.3 |
| 11.21.25 | ALABAMA STATE | * | 16:11 | 5-11 | .455 | 0-0 | .000 | 1-1 | 1.000 | 4 | 3 | 7 | 7.2 | 2 | 0 | 2 | 2 | 1 | 11 | 10.4 |
| 11.23.25 | TENNESSEE STATE | * | 19:06 | 6-9 | .667 | 0-0 | .000 | 1-3 | .333 | 5 | 5 | 10 | 7.7 | 0 | 3 | 1 | 2 | 0 | 13 | 10.8 |
| 11.27.25 | VS. OREGON STATE | * | 14:37 | 2-6 | .333 | 0-0 | .000 | 0-1 | .000 | 5 | 1 | 6 | 7.4 | 1 | 0 | 0 | 0 | 0 | 4 | 9.9 |
| 11.29.25 | VS. BYU | * | 31:52 | 2-7 | .286 | 0-0 | .000 | 3-4 | .750 | 8 | 4 | 12 | 8.0 | 2 | 6 | 1 | 1 | 1 | 7 | 9.5 |
| 12.3.25 | VIRGINIA | * | 22:01 | 5-7 | .714 | 0-0 | .000 | 3-4 | .750 | 1 | 6 | 7 | 7.9 | 3 | 0 | 2 | 0 | 2 | 13 | 9.9 |
| 12.15.25 | SOUTH FLORIDA | | | | | | | | | | | | | | | | | | | |
| 12.18.25 | UALBANY | | | | | | | | | | | | | | | | | | | |
| 12.20.25 | TEXAS SOUTHERN | | | | | | | | | | | | | | | | | | | |
| 12.28.25 | STONEHILL | | | | | | | | | | | | | | | | | | | |
| 1.1.26 | AT ARKANSAS | | | | | | | | | | | | | | | | | | | |
| 1.4.26 | LSU | | | | | | | | | | | | | | | | | | | |
| 1.8.26 | MISSOURI | | | | | | | | | | | | | | | | | | | |
| 1.11.26 | AT TEXAS A&M | | | | | | | | | | | | | | | | | | | |
| 1.15.26 | AT MISSISSIPPI ST. | | | | | | | | | | | | | | | | | | | |
| 1.19.26 | VS. MICHIGAN | | | | | | | | | | | | | | | | | | | |
| 1.22.26 | AUBURN | | | | | | | | | | | | | | | | | | | |
| 1.25.26 | AT SOUTH CAROLINA | | | | | | | | | | | | | | | | | | | |
| 1.29.26 | AT OLE MISS | | | | | | | | | | | | | | | | | | | |
| 2.1.26 | FLORIDA | | | | | | | | | | | | | | | | | | | |
| 2.5.26 | AT KENTUCKY | | | | | | | | | | | | | | | | | | | |
| 2.9.26 | OKLAHOMA | | | | | | | | | | | | | | | | | | | |
| 2.12.26 | TEXAS | | | | | | | | | | | | | | | | | | | |
| 2.15.26 | AT GEORGIA | | | | | | | | | | | | | | | | | | | |
| 2.22.26 | KENTUCKY | | | | | | | | | | | | | | | | | | | |
| 2.26.26 | ALABAMA | | | | | | | | | | | | | | | | | | | |
| 3.1.26 | AT TENNESSEE | | | | | | | | | | | | | | | | | | | |
| TOTAL | | 9 | 199:15 | 38-72 | .528 | 0-0 | .000 | 13-21 | .619 | 38 | 33 | 71 | 7.9 | 18 | 13 | 14 | 8 | 14 | 89 | 9.9 |

CAREER STATS

| YEAR | GP | GS | MIN | AVG | FG | FGA | PCT | 3FG | 3FGA | 3PCT | FT | FTA | PCT | OFF | DEF | TOT | AVG | PF | FO | AST | TO | BLK | STL | PTS | AVG |
|---------|-------------------------------|----|------|------|-----|-----|------|-----|------|------|-----|-----|------|-----|-----|-----|-----|-----|----|-----|-----|-----|-----|------|------|
| 2021-22 | 35 | 8 | 708 | 20.2 | 104 | 224 | .464 | 0 | 0 | .000 | 58 | 85 | .682 | 113 | 117 | 230 | 6.6 | 87 | 2 | 26 | 57 | 19 | 26 | 266 | 7.6 |
| 2022-23 | 31 | 31 | 798 | 25.7 | 136 | 294 | .463 | 0 | 1 | .000 | 72 | 114 | .632 | 91 | 137 | 228 | 7.4 | 87 | 5 | 35 | 67 | 45 | 25 | 344 | 11.1 |
| 2023-24 | 33 | 33 | 959 | 29.1 | 163 | 310 | .526 | 0 | 0 | .000 | 72 | 117 | .615 | 118 | 144 | 262 | 7.9 | 91 | 4 | 44 | 90 | 44 | 52 | 398 | 12.1 |
| 2024-25 | REDSHIRT SEASON DUE TO INJURY | | | | | | | | | | | | | | | | | | | | | | | | |
| 2025-26 | 9 | 9 | 199 | 22.1 | 38 | 72 | .528 | 0 | 0 | .000 | 13 | 21 | .619 | 38 | 33 | 71 | 7.9 | 18 | 0 | 13 | 14 | 8 | 14 | 89 | 9.9 |
| CAREER | 108 | 81 | 2664 | 24.7 | 441 | 900 | .490 | 0 | 1 | .000 | 215 | 337 | .638 | 360 | 431 | 791 | 7.3 | 283 | 11 | 118 | 228 | 116 | 117 | 1097 | 10.2 |

GAME RECAPS

GAME 0 #19/21 Vanderbilt vs. Memphis

| | 1 | 2 | 3 | 4 | TOTAL |
|---|----|----|----|----|-------|
|  | 28 | 17 | 17 | 42 | 104 |
|  | 10 | 22 | 21 | 15 | 68 |

DATE Oct. 27, 2025 **SITE** FedExForum (Memphis, Tenn.)

TIPOFF 5:30 p.m. **END** 7:32 p.m. **ELAPSED** 2:12
ATTENDANCE 8,500

BLAKES PUTS 40 POINTS ON MEMPHIS

MEMPHIS, Tenn. – Sophomore Mikayla Blakes dropped 40 points on the Memphis Tigers at the 2025 Hoops for St. Jude® Tip Off Classic, presented by Bad Boy Mowers, as the No. 19/21-ranked Vanderbilt women's basketball team posted a 104-68 win at the FedExForum in exhibition action on Monday.

Blakes, the reigning USBWA Tamika Catching National Freshman of the Year, picked up right where she left off in 2024-25. The guard shot a blistering 60 percent from the field, going 12-of-20 from the floor, including a 5-of-10 performance from behind the arc. Blakes filled up the stat sheet at the FedExForum, as she pulled down eight, had four assists and two steals. Her 40-point performance on Monday marks the most points scored by a player inside the FedExForum since Steph Curry's 52-point effort on April 1, 2025.

Vandy quickly jumped out to a double-digit lead against the Tigers, as the Dores opened the game on a 28-6 run. Vanderbilt held a double-figure advantage over the next two and a half quarters, before Memphis went on a 16-4 spurt to cut Vanderbilt's lead to five points with 1:48 remaining in the third. The Dores pushed its lead back out to double figures early in the fourth quarter, as Vanderbilt scored 42 points in the final stanza to claim a 36-point win.

Blakes was one of three double-digit scorers for the Commodores against the Tigers. She was joined by graduate Sacha Washington, who had a double-double with 22 points and 11 rebounds, and senior Justine Pissott, who also registered double-double with 11 points and 10 assists and connected on three shots from behind the arc. It was Washington's first game action since March 22, 2023, after missing last season due to a medical condition.

Vandy shot an even 50 percent from the field on Monday, while holding Memphis to a 38.6 percent success rate from the floor. The Dores did not allow a 3-point field goal, as they held the Tigers to 0-of-17 from behind the arc.

BOX SCORE



| Vanderbilt - 104 | | | | | | | | | | | | | | |
|---------------------------|---------|-------|-------|-------|----------|-------|----|----|----|-----|--------|----|----|-----|
| Record: 0-0 | | | | | | | | | | | | | | |
| NO. Name | Min | FG | 3P | FT | Rebounds | Fouls | TP | AS | TO | ST | Blocks | BS | BA | + |
| 35 Sacha Washington | F 25:37 | 9-14 | 0-0 | 4-6 | 6 | 5 | 11 | 3 | 4 | 22 | 3 | 1 | 2 | 30 |
| 1 Mikayla Blakes | G 34:50 | 12-20 | 5-10 | 1-3 | 5 | 8 | 2 | 16 | 48 | 4 | 4 | 0 | 0 | 22 |
| 3 Aubrey Galvan | G 17:58 | 2-6 | 1-3 | 0-0 | 1 | 1 | 2 | 1 | 3 | 5 | 4 | 1 | 1 | 0 |
| 13 Justine Pissott | G 36:04 | 4-10 | 3-6 | 0-0 | 1 | 2 | 3 | 4 | 1 | 10 | 2 | 0 | 2 | 32 |
| 15 Ndjakalenga Mwenetanda | 22:40 | 4-11 | 0-2 | 1-2 | 2 | 2 | 4 | 3 | 1 | 1 | 1 | 3 | 0 | 6 |
| 14 Ayana Mitchell | 14:56 | 1-2 | 0-0 | 0-2 | 2 | 3 | 5 | 1 | 3 | 0 | 2 | 1 | 1 | 0 |
| 2 Jada Brown | 21:34 | 1-2 | 0-1 | 1-2 | 0 | 0 | 4 | 2 | 0 | 0 | 0 | 0 | 0 | 22 |
| 8 Ava Black | 06:41 | 1-2 | 1-2 | 0-0 | 2 | 1 | 3 | 2 | 0 | 3 | 0 | 0 | 0 | 0 |
| 24 Aya Makurat | 16:17 | 1-4 | 0-4 | 1-2 | 0 | 2 | 2 | 1 | 3 | 1 | 0 | 0 | 0 | 29 |
| 32 Ayalah Del Rosario | 02:54 | 3-3 | 0-0 | 0-0 | 0 | 1 | 1 | 0 | 0 | 0 | 0 | 1 | 0 | 0 |
| Team | | | | | 3 | 5 | 0 | 0 | 0 | 0 | 0 | | | |
| Totals | | 38-72 | 10-20 | 18-27 | 19 | 25 | 44 | 22 | 32 | 104 | 29 | 18 | 11 | 5 |
| Major Fouls: NONE | | | | | | | | | | | | | | |
| Memphis - 68 | | | | | | | | | | | | | | |
| Record: 0-0 | | | | | | | | | | | | | | |
| NO. Name | Min | FG | 3P | FT | Rebounds | Fouls | TP | AS | TO | ST | Blocks | BS | BA | + |
| 10 Bailey Gilmore | F 12:58 | 1-2 | 0-0 | 2-2 | 0 | 0 | 2 | 0 | 4 | 0 | 2 | 0 | 0 | 0 |
| 24 Tammy Smith | F 23:46 | 6-9 | 0-2 | 0-0 | 2 | 1 | 3 | 4 | 0 | 12 | 1 | 1 | 1 | 0 |
| 1 Cori Allen | G 29:17 | 4-10 | 0-0 | 1-3 | 2 | 5 | 7 | 4 | 8 | 1 | 1 | 0 | 1 | 1 |
| 2 Jordan Hunter | G 29:24 | 4-8 | 0-0 | 3-5 | 0 | 1 | 1 | 4 | 11 | 2 | 0 | 0 | 0 | 0 |
| 5 Chad Harris | G 20:56 | 1-11 | 0-5 | 0-1 | 1 | 1 | 2 | 1 | 3 | 0 | 2 | 0 | 1 | -15 |
| 12 Daphn Richmond | 17:58 | 1-8 | 0-2 | 1-1 | 0 | 2 | 2 | 4 | 2 | 3 | 1 | 4 | 0 | 0 |
| 32 Amari Williams | 07:41 | 3-3 | 0-0 | 0-0 | 0 | 1 | 0 | 1 | 3 | 1 | 6 | 0 | 2 | 0 |
| 33 Kennedy Alexander | 10:17 | 1-2 | 0-1 | 1-2 | 0 | 1 | 1 | 2 | 1 | 3 | 0 | 0 | 0 | 0 |
| 7 Paris Gaines | 20:11 | 4-7 | 0-2 | 0-2 | 3 | 2 | 5 | 3 | 4 | 8 | 0 | 2 | 1 | 0 |
| 13 Brooklyn Alexander | 11:16 | 2-6 | 0-1 | 5-6 | 6 | 3 | 9 | 3 | 5 | 9 | 0 | 0 | 0 | 3 |
| 22 JahnNessa Spiers | 08:10 | 0-1 | 0-0 | 0-0 | 1 | 1 | 2 | 1 | 0 | 0 | 1 | 1 | 0 | 0 |
| 22 Brooklyn Charles | 08:06 | 0-3 | 0-3 | 0-0 | 0 | 0 | 1 | 0 | 0 | 0 | 0 | 1 | 0 | 0 |
| Team | | | | | 4 | 3 | 7 | 0 | 0 | 0 | 0 | | | |
| Totals | | 27-70 | 10-17 | 14-25 | 19 | 25 | 39 | 32 | 58 | 7 | 23 | 3 | 2 | 5 |
| Major Fouls: NONE | | | | | | | | | | | | | | |
| Vanderbilt - 74 | | | | | | | | | | | | | | |
| Record: 1-0 | | | | | | | | | | | | | | |
| NO. Name | Min | FG | 3P | FT | Rebounds | Fouls | TP | AS | TO | ST | Blocks | BS | BA | + |
| 35 Sacha Washington | F 27:11 | 5-12 | 0-0 | 0 | 5 | 3 | 8 | 1 | 10 | 2 | 2 | 4 | 0 | 1 |
| 1 Mikayla Blakes | G 40:00 | 9-27 | 5-10 | 1-3 | 4 | 1 | 9 | 27 | 1 | 2 | 3 | 1 | 1 | 9 |
| 3 Aubrey Galvan | G 39:10 | 3-14 | 1-4 | 0-0 | 2 | 7 | 9 | 4 | 0 | 7 | 3 | 3 | 0 | 11 |
| 13 Justine Pissott | G 36:40 | 3-10 | 2-8 | 1-2 | 3 | 4 | 7 | 1 | 9 | 2 | 1 | 1 | 3 | 0 |
| 15 Ndjakalenga Mwenetanda | 14:44 | 3-4 | 1-1 | 0-0 | 1 | 1 | 2 | 2 | 0 | 0 | 2 | 1 | 0 | -5 |
| 2 Jada Brown | 04:08 | 0-1 | 0-0 | 0-0 | 0 | 0 | 0 | 0 | 0 | 0 | 0 | 1 | 1 | 3 |
| 4 Aya Makurat | 05:00 | 0-0 | 0-0 | 0-0 | 1 | 1 | 0 | 0 | 0 | 0 | 0 | 0 | 0 | -5 |
| 32 Ayalah Del Rosario | 05:50 | 0-0 | 0-0 | 2-2 | 0 | 2 | 2 | 1 | 2 | 0 | 0 | 0 | 0 | 0 |
| Team | | | | | 5 | 3 | 6 | 0 | 0 | 0 | 0 | | | |
| Totals | | 26-75 | 10-22 | 10-16 | 27 | 22 | 40 | 17 | 14 | 10 | 14 | 15 | 4 | 1 |
| Major Fouls: NONE | | | | | | | | | | | | | | |
| Memphis - 61 | | | | | | | | | | | | | | |
| Record: 0-1 | | | | | | | | | | | | | | |
| NO. Name | Min | FG | 3P | FT | Rebounds | Fouls | TP | AS | TO | ST | Blocks | BS | BA | + |
| 35 Sacha Washington | F 27:11 | 5-12 | 0-0 | 0 | 5 | 3 | 8 | 1 | 10 | 2 | 2 | 4 | 0 | 1 |
| 1 Mikayla Blakes | G 40:00 | 9-27 | 5-10 | 1-3 | 4 | 1 | 9 | 27 | 1 | 2 | 3 | 1 | 1 | 9 |
| 3 Aubrey Galvan | G 39:10 | 3-14 | 1-4 | 0-0 | 2 | 7 | 9 | 4 | 0 | 7 | 3 | 3 | 0 | 11 |
| 13 Justine Pissott | G 36:40 | 3-10 | 2-8 | 1-2 | 3 | 4 | 7 | 1 | 9 | 2 | 1 | 1 | 3 | 0 |
| 15 Ndjakalenga Mwenetanda | 14:44 | 3-4 | 1-1 | 0-0 | 1 | 1 | 2 | 2 | 0 | 0 | 2 | 1 | 0 | -5 |
| 2 Jada Brown | 04:08 | 0-1 | 0-0 | 0-0 | 0 | 0 | 0 | 0 | 0 | 0 | 0 | 1 | 1 | 3 |
| 4 Aya Makurat | 05:00 | 0-0 | 0-0 | 0-0 | 1 | 1 | 0 | 0 | 0 | 0 | 0 | 0 | 0 | -5 |
| 32 Ayalah Del Rosario | 05:50 | 0-0 | 0-0 | 2-2 | 0 | 2 | 2 | 1 | 2 | 0 | 0 | 0 | 0 | 0 |
| Team | | | | | 5 | 3 | 6 | 0 | 0 | 0 | 0 | | | |
| Totals | | 26-67 | 17-28 | 6-13 | 20 | 21 | 41 | 14 | 17 | 65 | 18 | 13 | 8 | 3 |
| Major Fouls: NONE | | | | | | | | | | | | | | |
| Vanderbilt - 96 | | | | | | | | | | | | | | |
| Record: 2-2 | | | | | | | | | | | | | | |
| NO. Name | Min | FG | 3P | FT | Rebounds | Fouls | TP | AS | TO | ST | Blocks | BS | BA | + |
| 35 Sacha Washington | F 16:30 | 3-6 | 0-0 | 2-2 | 1 | 3 | 4 | 1 | 1 | 0 | 1 | 1 | 0 | 0 |
| 1 Mikayla Blakes | G 29:29 | 8-16 | 2-6 | 1-4 | 3 | 4 | 2 | 6 | 15 | 2 | 4 | 1 | 1 | 38 |
| 3 Aubrey Galvan | G 31:18 | 5-10 | 1-4 | 0-0 | 2 | 7 | 3 | 0 | 11 | 8 | 6 | 3 | 0 | 41 |
| 13 Justine Pissott | G 36:04 | 4-10 | 3-6 | 0-0 | 1 | 2 | 3 | 4 | 1 | 10 | 2 | 0 | 2 | 32 |
| 15 Ndjakalenga Mwenetanda | 22:40 | 4-11 | 0-2 | 1-2 | 2 | 2 | 4 | 3 | 1 | 1 | 1 | 3 | 0 | 6 |
| 14 Ayana Mitchell | 14:56 | 1-2 | 0-0 | 0-2 | 2 | 3 | 5 | 1 | 3 | 0 | 2 | 1 | 1 | 0 |
| 2 Jada Brown | 21:34 | 1-2 | 0-1 | 1-2 | 0 | 0 | 4 | 2 | 0 | 0 | 0 | 0 | 0 | 22 |
| 8 Ava Black | 06:41 | 1-2 | 1-2 | 0-0 | 2 | 1 | 3 | 2 | 0 | 3 | 0 | 0 | 0 | 0 |
| 24 Aya Makurat | 16:17 | 1-4 | 0-4 | 1-2 | 0 | 2 | 2 | 1 | 3 | 1 | 0 | 0 | 0 | 29 |
| 32 Ayalah Del Rosario | 02:54 | 3-3 | 0-0 | 0-0 | 0 | 1 | 1 | 0 | 0 | 0 | 0 | 1 | 0 | 0 |
| Team | | | | | 3 | 5 | 0 | 0 | 0 | 0 | 0 | | | |
| Totals | | 38-72 | 10-20 | 18-27 | 19 | 25 | 44 | 22 | 32 | 104 | 29 | 18 | 11 | 5 |
| Major Fouls: NONE | | | | | | | | | | | | | | |

V

GAME RECAPS

GAME 3

#19/19 Vanderbilt at Austin Peay

| | 1 | 2 | 3 | 4 | TOTAL |
|---|----|----|----|----|-----------|
|  | 21 | 17 | 25 | 12 | 75 |
|  | 19 | 14 | 18 | 14 | 65 |

DATE Nov. 12, 2025 **SITE** F&M Bank Arena (Clarksville, Tenn.)

TIPOFF 6 p.m. **END** 8:02 p.m. **ELAPSED** 2:08
ATTENDANCE 1,178

DORES ESCAPE CLARKSVILLE

CLARKSVILLE, Tenn. – The No. 19-ranked Vanderbilt women's basketball team fought off a pesky Austin Peay squad on Wednesday night at F&M Bank Arena, as the Commodores picked up a 75-65 victory on the road.

Though the Commodores never trailed in the game, they still had to fend off a feisty Austin Peay team that forced Vanderbilt into 20 turnovers on the night. The Dores had four players score double figures, while Vanderbilt held a 40-28 edge in rebounding to overcome its miscues. The Commodores pulled down 15 offensive boards on Wednesday, which led to 14 second-chance points. Vanderbilt shot 47.3 percent against Austin Peay, while limiting the Govs to 39.3 percent from the floor.

Sophomore Mikayla Blakes recorded her second 20-plus point performance of the season, as the guard registered a game-high 26 points in the victory. Her offensive performance against the Governors extends her double-digit scoring streak to 22 games, while she records 25-plus points in a game for the 12th time at Vanderbilt.

Freshman Aubrey Galvan tallied double-digit points in back-to-back games for the first time in her collegiate career, as the Deerfield, Illinois, native scored 18 points and dished out three assists.

Graduate Sacha Washington recorded her first double-double of the 2025-26 campaign with a 10-point, 10-rebound effort against the Govs. It is the 23rd career double-double for Washington, while it is her first since March 20, 2024, after missing last season due to a medical condition.

Junior Aiyana Mitchell tallied double-digits off the bench for the third consecutive game, as the 6-4 forward collected 10 points and pulled down nine rebounds.

BOX SCORE

| Vanderbilt - 75 | | | | | | | | | | | | | | | Record: 3-0 | | | | | | | | | | | | | | |
|---|-------|-------|-------|------|----------|-------|----|----|----|-----|--------|----|----|-----|--------------------|-----|-----|-------|-------|--|--|--|--|--|--|--|--|--|--|
| NO. Name | Min | FG | 3P | FT | Rebounds | Fouls | TP | AS | TO | ST | Blocks | BS | BA | +/- | Shooting By Period | | | | | | | | | | | | | | |
| | | | | | | | | | | | | | | | 1st | 2nd | 3rd | | | | | | | | | | | | |
| 35 Sacha Washington | 28:50 | 4-9 | 0-0 | 2-4 | 3 | 7 | 10 | 4 | 3 | 10 | 0 | 4 | 3 | 2 | 0 | 12 | FGM | 9-15 | 53.3% | | | | | | | | | | |
| 1 Mikayla Blakes | 37:27 | 9-20 | 2-6 | 8-14 | 1 | 0 | 1 | 0 | 1 | 3 | 10 | 2 | 6 | 0 | 0 | 12 | FTM | 3-3 | 66.7% | | | | | | | | | | |
| 3 Aubrey Galvan | 40:00 | 6-10 | 0-5 | 9-9 | 0 | 2 | 2 | 4 | 1 | 18 | 3 | 2 | 0 | 0 | 0 | 12 | FGM | 10-15 | 66.7% | | | | | | | | | | |
| 13 Justine Pissott | 20:02 | 1-5 | 1-4 | 0-0 | 1 | 4 | 5 | 4 | 1 | 3 | 4 | 2 | 0 | 1 | 0 | 8 | FTM | 6-10 | 60.0% | | | | | | | | | | |
| 15 Ndjakalanga Mwemntanda | 16:04 | 2-5 | 1-1 | 0-0 | 2 | 3 | 5 | 0 | 2 | 5 | 1 | 1 | 1 | 1 | 0 | 8 | FTM | 2-5 | 40.0% | | | | | | | | | | |
| 14 Aiyana Mitchell | 20:47 | 4-7 | 0-0 | 2-5 | 6 | 3 | 9 | 3 | 3 | 10 | 1 | 3 | 0 | 1 | 0 | 3 | FTM | 3-8 | 37.5% | | | | | | | | | | |
| 24 Aga Makurat | 05:54 | 0-0 | 0-0 | 0-0 | 0 | 1 | 1 | 0 | 0 | 0 | 1 | 1 | 0 | 0 | 0 | 8 | FTM | 3-5 | 60.0% | | | | | | | | | | |
| 2 Jada Brown | 15:46 | 1-3 | 1-3 | 0-0 | 0 | 0 | 0 | 0 | 0 | 3 | 0 | 1 | 0 | 0 | 0 | 0 | FTM | 2-3 | 66.7% | | | | | | | | | | |
| 33 Aiyah Del Rosario | 03:00 | 0-0 | 0-0 | 0-2 | 0 | 2 | 2 | 1 | 1 | 0 | 1 | 0 | 1 | 0 | 0 | 0 | FTM | 1-2 | 50.0% | | | | | | | | | | |
| Team | | | | | | | | | | | | | | | | | FTM | 18 | 12.5% | | | | | | | | | | |
| Totals | 20:55 | 62:21 | 15:25 | 15 | 25 | 40 | 19 | 21 | 75 | 125 | 20 | 6 | 0 | 6 | 10 | | FGM | 35-57 | 61.4% | | | | | | | | | | |
| Major Fouls: Washington (TF) 4 3 5 6 49 | | | | | | | | | | | | | | | Record: 3-0 | | | | | | | | | | | | | | |
| Shooting By Period | | | | | | | | | | | | | | | Record: 3-0 | | | | | | | | | | | | | | |
| 1st FGM | | | | | | | | | | | | | | | 9-15 53.3% | | | | | | | | | | | | | | |
| 2nd FGM | | | | | | | | | | | | | | | 9-15 53.3% | | | | | | | | | | | | | | |
| 3rd FGM | | | | | | | | | | | | | | | 9-15 53.3% | | | | | | | | | | | | | | |
| 4th FGM | | | | | | | | | | | | | | | 9-15 53.3% | | | | | | | | | | | | | | |
| 5th FGM | | | | | | | | | | | | | | | 9-15 53.3% | | | | | | | | | | | | | | |
| 6th FGM | | | | | | | | | | | | | | | 9-15 53.3% | | | | | | | | | | | | | | |
| 7th FGM | | | | | | | | | | | | | | | 9-15 53.3% | | | | | | | | | | | | | | |
| 8th FGM | | | | | | | | | | | | | | | 9-15 53.3% | | | | | | | | | | | | | | |
| 9th FGM | | | | | | | | | | | | | | | 9-15 53.3% | | | | | | | | | | | | | | |
| 10th FGM | | | | | | | | | | | | | | | 9-15 53.3% | | | | | | | | | | | | | | |
| 11th FGM | | | | | | | | | | | | | | | 9-15 53.3% | | | | | | | | | | | | | | |
| 12th FGM | | | | | | | | | | | | | | | 9-15 53.3% | | | | | | | | | | | | | | |
| 13th FGM | | | | | | | | | | | | | | | 9-15 53.3% | | | | | | | | | | | | | | |
| 14th FGM | | | | | | | | | | | | | | | 9-15 53.3% | | | | | | | | | | | | | | |
| 15th FGM | | | | | | | | | | | | | | | 9-15 53.3% | | | | | | | | | | | | | | |
| 16th FGM | | | | | | | | | | | | | | | 9-15 53.3% | | | | | | | | | | | | | | |
| 17th FGM | | | | | | | | | | | | | | | 9-15 53.3% | | | | | | | | | | | | | | |
| 18th FGM | | | | | | | | | | | | | | | 9-15 53.3% | | | | | | | | | | | | | | |
| 19th FGM | | | | | | | | | | | | | | | 9-15 53.3% | | | | | | | | | | | | | | |
| 20th FGM | | | | | | | | | | | | | | | 9-15 53.3% | | | | | | | | | | | | | | |
| 21st FGM | | | | | | | | | | | | | | | 9-15 53.3% | | | | | | | | | | | | | | |
| 22nd FGM | | | | | | | | | | | | | | | 9-15 53.3% | | | | | | | | | | | | | | |
| 23rd FGM | | | | | | | | | | | | | | | 9-15 53.3% | | | | | | | | | | | | | | |
| 24th FGM | | | | | | | | | | | | | | | 9-15 53.3% | | | | | | | | | | | | | | |
| 25th FGM | | | | | | | | | | | | | | | 9-15 53.3% | | | | | | | | | | | | | | |
| 26th FGM | | | | | | | | | | | | | | | 9-15 53.3% | | | | | | | | | | | | | | |
| 27th FGM | | | | | | | | | | | | | | | 9-15 53.3% | | | | | | | | | | | | | | |
| 28th FGM | | | | | | | | | | | | | | | 9-15 53.3% | | | | | | | | | | | | | | |
| 29th FGM | | | | | | | | | | | | | | | 9-15 53.3% | | | | | | | | | | | | | | |
| 30th FGM | | | | | | | | | | | | | | | 9-15 53.3% | | | | | | | | | | | | | | |
| 31st FGM | | | | | | | | | | | | | | | 9-15 53.3% | | | | | | | | | | | | | | |
| 32nd FGM | | | | | | | | | | | | | | | 9-15 53.3% | | | | | | | | | | | | | | |
| 33rd FGM | | | | | | | | | | | | | | | 9-15 53.3% | | | | | | | | | | | | | | |
| 34th FGM | | | | | | | | | | | | | | | 9-15 53.3% | | | | | | | | | | | | | | |
| 35th FGM | | | | | | | | | | | | | | | 9-15 53.3% | | | | | | | | | | | | | | |
| 36th FGM | | | | | | | | | | | | | | | 9-15 53.3% | | | | | | | | | | | | | | |
| 37th FGM | | | | | | | | | | | | | | | 9-15 53.3% | | | | | | | | | | | | | | |
| 38th FGM | | | | | | | | | | | | | | | 9-15 53.3% | | | | | | | | | | | | | | |
| 39th FGM | | | | | | | | | | | | | | | 9-15 53.3% | | | | | | | | | | | | | | |
| 40th FGM | | | | | | | | | | | | | | | 9-15 53.3% | | | | | | | | | | | | | | |
| 41st FGM | | | | | | | | | | | | | | | 9-15 53.3% | | | | | | | | | | | | | | |
| 42nd FGM | | | | | | | | | | | | | | | 9-15 53.3% | | | | | | | | | | | | | | |
| 43rd FGM | | | | | | | | | | | | | | | 9-15 53.3% | | | | | | | | | | | | | | |
| 44th FGM | | | | | | | | | | | | | | | 9-15 53.3% | | | | | | | | | | | | | | |
| 45th FGM | | | | | | | | | | | | | | | 9-15 53.3% | | | | | | | | | | | | | | |
| 46th FGM | | | | | | | | | | | | | | | 9-15 53.3% | | | | | | | | | | | | | | |
| 47th FGM | | | | | | | | | | | | | | | 9-15 53.3% | | | | | | | | | | | | | | |
| 48th FGM | | | | | | | | | | | | | | | 9-15 53.3% | | | | | | | | | | | | | | |
| 49th FGM | | | | | | | | | | | | | | | 9-15 53.3% | | | | | | | | | | | | | | |
| 50th FGM | | | | | | | | | | | | | | | 9-15 53.3% | | | | | | | | | | | | | | |
| 51st FGM | | | | | | | | | | | | | | | 9-15 53.3% | | | | | | | | | | | | | | |
| 52nd FGM | | | | | | | | | | | | | | | 9-15 53.3% | | | | | | | | | | | | | | |
| 53rd FGM | | | | | | | | | | | | | | | 9-15 53.3% | | | | | | | | | | | | | | |
| 54th FGM | | | | | | | | | | | | | | | 9-15 53.3% | | | | | | | | | | | | | | |
| 55th FGM | | | | | | | | | | | | | | | 9-15 53.3% | | | | | | | | | | | | | | |
| 56th FGM | | | | | | | | | | | | | | | 9-15 53.3% | | | | | | | | | | | | | | |
| 57th FGM | | | | | | | | | | | | | | | 9-15 53.3% | | | | | | | | | | | | | | |
| 58th FGM | | | | | | | | | | | | | | | 9-15 53.3% | | | | | | | | | | | | | | |
| 59th FGM | | | | | | | | | | | | | | | 9-15 53.3% | | | | | | | | | | | | | | |
| 60th FGM | | | | | | | | | | | | | | | 9-15 53.3% | | | | | | | | | | | | | | |
| 61st FGM | | | | | | | | | | | | | | | 9-15 53.3% | | | | | | | | | | | | | | |
| 62nd FGM | | | | | | | | | | | | | | | 9-15 53.3% | | | | | | | | | | | | | | |
| 63rd FGM | | | | | | | | | | | | | | | 9-15 53.3% | | | | | | | | | | | | | | |
| 64th FGM | | | | | | | | | | | | | | | 9-15 53.3% | | | | | | | | | | | | | | |
| 65th FGM | | | | | | | | | | | | | | | 9-15 53.3% | | | | | | | | | | | | | | |
| 66th FGM | | | | | | | | | | | | | | | 9-15 53.3% | | | | | | | | | | | | | | |
| 67th FGM | | | | | | | | | | | | | | | 9-15 53.3% | | | | | | | | | | | | | | |
| 68th FGM | | | | | | | | | | | | | | | 9-15 53.3% | | | | | | | | | | | | | | |
| 69th FGM | | | | | | | | | | | | | | | 9-15 53.3% | | | | | | | | | | | | | | |
| 70th FGM | | | | | | | | | | | | | | | 9-15 53.3% | | | | | | | | | | | | | | |
| 71st FGM | | | | | | | | | | | | | | | 9-15 53.3% | | | | | | | | | | | | | | |
| 72nd FGM | | | | | | | | | | | | | | | 9-15 53.3% | | | | | | | | | | | | | | |
| 73rd FGM | | | | | | | | | | | | | | | 9-15 53.3% | | | | | | | | | | | | | | |
| 74th FGM | | | | | | | | | | | | | | | 9-15 53.3% | | | | | | | | | | | | | | |
| 75th FGM | | | | | | | | | | | | | | | 9-15 53.3% | | | | | | | | | | | | | | |
| 76th FGM | | | | | | | | | | | | | | | 9-15 53.3% | | | | | | | | | | | | | | |
| 77th FGM | | | | | | | | | | | | | | | 9-15 53.3% | | | | | | | | | | | | | | |
| 78th FGM | | | | | | | | | | | | | | | 9-15 53.3% | | | | | | | | | | | | | | |
| 79th FGM | | | | | | | | | | | | | | | 9-15 53.3% | | | | | | | | | | | | | | |
| 80th FGM | | | | | | | | | | | | | | | 9-15 53.3% | | | | | | | | | | | | | | |
| 81st FGM | | | | | | | | | | | | | | | 9-15 53.3% | | | | | | | | | | | | | | |
| 82nd FGM | | | | | | | | | | | | | | | 9-15 53.3% | | | | | | | | | | | | | | |
| 83rd FGM | | | | | | | | | | | | | | | 9-15 53.3% | | | | | | | | | | | | | | |
| 84th FGM | | | | | | | | | | | | | | | 9-15 53.3% | | | | | | | | | | | | | | |
| 85th FGM | | | | | | | | | | | | | | | 9-15 53.3% | | | | | | | | | | | | | | |
| 86th FGM | | | | | | | | | | | | | | | 9-15 53.3% | | | | | | | | | | | | | | |
| 87th FGM | | | | | | | | | | | | | | | 9-15 53.3% | | | | | | | | | | | | | | |
| 88th FGM | | | | | | | | | | | | | | | 9-15 53.3% | | | | | | | | | | | | | | |
| 89th FGM | | | | | | | | | | | | | | | 9-15 53.3% | | | | | | | | | | | | | | |
| 90th FGM | | | | | | | | | | | | | | | 9-15 53.3% | | | | | | | | | | | | | | |
| 91st FGM | | | | | | | | | | | | | | | 9-15 53.3% | | | | | | | | | | | | | | |
| 92nd FGM | | | | | | | | | | | | | | | 9-15 53.3% | | | | | | | | | | | | | | |
| 93rd FGM | | | | | | | | | | | | | | | 9-15 53.3% | | | | | | | | | | | | | | |
| 94th FGM | | | | | | | | | | | | | | | 9-15 53.3% | | | | | | | | | | | | | | |
| 95th FGM | | | | | | | | | | | | | | | 9-15 53.3% | | | | | | | | | | | | | | |
| 96th FGM | | | | | | | | | | | | | | | 9-15 53.3% | | | | | | | | | | | | | | |
| 97th FGM | | | | | | | | | | | | | | | 9-15 53.3% | | | | | | | | | | | | | | |
| 98th FGM | | | | | | | | | | | | | | | 9-15 53.3% | | | | | | | | | | | | | | |
| 99th FGM | | | | | | | | | | | | | | | 9-15 53.3% | | | | | | | | | | | | | | |
| 100th FGM | | | | | | | | | | | | | | | 9-15 53.3% | | | | | | | | | | | | | | |
| 101st FGM | | | | | | | | | | | | | | | 9-15 53.3% | | | | | | | | | | | | | | |
| 102nd FGM | | | | | | | | | | | | | | | 9-15 53.3% | | | | | | | | | | | | | | |
| 103rd FGM | | | | | | | | | | | | | | | 9-15 53.3% | | | | | | | | | | | | | | |
| 104th FGM | | | | | | | | | | | | | | | 9-15 53.3% | | | | | | | | | | | | | | |
| 105th FGM | | | | | | | | | | | | | | | 9-15 53.3% | | | | | | | | | | | | | | |
| 106th FGM | | | | | | | | | | | | | | | 9-15 53.3% | | | | | | | | | | | | | | |
| 107th FGM | | | | | | | | | | | | | | | 9-15 53.3% | | | | | | | | | | | | | | |
| 108th FGM | | | | | | | | | | | | | | | 9-15 53.3% | | | | | | | | | | | | | | |
| 109th FGM | | | | | | | | | | | | | | | 9-15 53.3% | | | | | | | | | | | | | | |
| 110th FGM | | | | | | | | | | | | | | | 9-15 53.3% | | | | | | | | | | | | | | |
| 111st FGM | | | | | | | | | | | | | | | 9-15 53.3% | | | | | | | | | | | | | | |
| 112nd FGM | | | | | | | | | | | | | | | 9-15 53.3% | | | | | | | | | | | | | | |
| 113rd FGM | | | | | | | | | | | | | | | 9-15 53.3% | | | | | | | | | | | | | | |
| 114th FGM | | | | | | | | | | | | | | | 9-15 53.3% | | | | | | | | | | | | | | |
| 115th FGM | | | | | | | | | | | | | | | 9-15 53.3% | | | | | | | | | | | | | | |
| 116th FGM | | | | | | | | | | | | | | | 9-15 53.3% | | | | | | | | | | | | | | |
| 117th FGM | | | | | | | | | | | | | | | 9-15 53.3% | | | | | | | | | | | | | | |
| 118th FGM | | | | | | | | | | | | | | | 9-15 53.3% | | | | | | | | | | | | | | |
| 119th FGM | | | | | | | | | | | | | | | 9-15 53.3% | | | | | | | | | | | | | | |
| 120th FGM | | | | | | | | | | | | | | | 9-15 53.3% | | | | | | | | | | | | | | |
| 121st FGM | | | | | | | | | | | | | | | 9-15 53.3% | | | | | | | | | | | | | | |
| 122nd FGM | | | | | | | | | | | | | | | 9-15 53.3% | | | | | | | | | | | | | | |
| 123rd FGM | | | | | | | | | | | | | | | 9-15 53.3% | | | | | | | | | | | | | | |
| 124th FGM | | | | | | | | | | | | | | | 9-15 53.3% | | | | | | | | | | | | | | |
| 125th FGM | | | | | | | | | | | | | | | 9-15 53.3% | | | | | | | | | | | | | | |
| 126th FGM | | | | | | | | | | | | | | | 9-15 53.3% | | | | | | | | | | | | | | |
| 127th FGM | | | | | | | | | | | | | | | 9-15 53.3% | | | | | | | | | | | | | | |
| 128th FGM | | | | | | | | | | | | | | | 9-15 53.3% | | | | | | | | | | | | | | |
| 129th FGM | | | | | | | | | | | | | | | 9-15 53.3% | | | | | | | | | | | | | | |
| 130th FGM | | | | | | | | | | | | | | | 9-15 53.3% | | | | | | | | | | | | | | |
| 131st FGM | | | | | | | | | | | | | | | 9-15 53.3% | | | | | | | | | | | | | | |
| 132nd FGM | | | | | | | | | | | | | | | 9-15 53.3% | | | | | | | | | | | | | | |
| 133rd FGM | | | | | | | | | | | | | | | 9-15 53.3% | | | | | | | | | | | | | | |
| 134th FGM | | | | | | | | | | | | | | | 9-15 53.3% | | | | | | | | | | | | | | |
| 135th FGM | | | | | | | | | | | | | | | 9-15 53.3% | | | | | | | | | | | | | | |
| 136th FGM | | | | | | | | | | | | | | | 9-15 53.3% | | | | | | | | | | | | | | |
| 137th FGM | | | | | | | | | | | | | | | 9-15 53.3% | | | | | | | | | | | | | | |
| 138th FGM | | | | | | | | | | | | | | | 9-15 53.3% | | | | | | | | | | | | | | |
| 139th FGM | | | | | | | | | | | | | | | 9-15 53.3% | | | | | | | | | | | | | | |
| 140th FGM | | | | | | | | | | | | | | | 9-15 53.3% | | | | | | | | | | | | | | |
| 141st FGM | | | | | | | | | | | | | | | 9-15 53.3% | | | | | | | | | | | | | | |
| 142nd FGM | | | | | | | | | | | | | | | 9-15 53.3% | | | | | | | | | | | | | | |
| 143rd FGM | | | | | | | | | | | | | | | 9-15 53.3% | | | | | | | | | | | | | | |
| 144th FGM | | | | | | | | | | | | | | | 9-15 53.3% | | | | | | | | | | | | | | |
| 145th FGM | | | | | | | | | | | | | | | 9-15 53.3% | | | | | | | | | | | | | | |
| 146th FGM | | | | | | | | | | | | | | | 9-15 53.3% | | | | | | | | | | | | | | |
| 147th FGM | | | | | | | | | | | | | | | 9-15 53.3% | | | | | | | | | | | | | | |
| 148th FGM | | | | | | | | | | | | | | | 9-15 53.3% | | | | | | | | | | | | | | |
| 149th FGM | | | | | | | | | | | | | | | 9-15 53.3% | | | | | | | | | | | | | | |
| 150th FGM | | | | | | | | | | | | | | | 9-15 53.3% | | | | | | | | | | | | | | |
| 151st FGM | | | | | | | | | | | | | | | 9-15 53.3% | | | | | | | | | | | | | | |
| 152nd FGM | | | | | | | | | | | | | | | 9-15 53.3% | | | | | | | | | | | | | | |
| 153rd FGM | | | | | | | | | | | | | | | 9-15 53.3% | | | | | | | | | | | | | | |
| 154th FGM | | | | | | | | | | | | | | | 9-15 53.3% | | | | | | | | | | | | | | |
| 155th FGM | | | | | | | | | | | | | | | 9-15 53.3% | | | | | | | | | | | | | | |
| 156th FGM | | | | | | | | | | | | | | | 9-15 53.3% | | | | | | | | | | | | | | |
| 157th FGM | | | | | | | | | | | | | | | 9-15 53.3% | | | | | | | | | | | | | | |
| 158th FGM | | | | | | | | | | | | | | | 9-15 53.3% | | | | | | | | | | | | | | |
| 159th FGM | | | | | | | | | | | | | | | 9-15 53.3% | | | | | | | | | | | | | | |
| 160th FGM | | | | | | | | | | | | | | | 9-15 53.3% | | | | | | | | | | | | | | |
| 161st FGM | | | | | | | | | | | | | | | 9-15 53.3% | | | | | | | | | | | | | | |
| 162nd FGM | | | | | | | | | | | | | | | 9-15 53.3% | | | | | | | | | | | | | | |
| 163rd FGM | | | | | | | | | | | | | | | 9-15 53.3% | | | | | | | | | | | | | | |
| 164th FGM | | | | | | | | | | | | | | | 9-15 53.3% | | | | | | | | | | | | | | |
| 165th FGM | | | | | | | | | | | | | | | 9-15 53.3% | | | | | | | | | | | | | | |
| 166th FGM | | | | | | | | | | | | | | | 9-15 53.3% | | | | | | | | | | | | | | |
| 167th FGM | | | | | | | | | | | | | | | 9-15 53.3% | | | | | | | | | | | | | | |
| 168th FGM | | | | | | | | | | | | | | | 9-15 53.3% | | | | | | | | | | | | | | |
| 169th FGM | | | | | | | | | | | | | | | 9-15 53.3% | | | | | | | | | | | | | | |
| 170th FGM | | | | | | | | | | | | | | | 9-15 53.3% | | | | | | | | | | | | | | |
| 171st FGM | | | | | | | | | | | | | | | 9-15 53.3% | | | | | | | | | | | | | | |
| 172nd FGM | | | | | | | | | | | | | | | 9-15 53.3% | | | | | | | | | | | | | | |
| 173rd FGM | | | | | | | | | | | | | | | 9-15 53.3% | | | | | | | | | | | | | | |
| 174th FGM | | | | | | | | | | | | | | | 9-15 53.3% | | | | | | | | | | | | | | |
| 175th FGM | | | | | | | | | | | | | | | 9-15 53.3% | | | | | | | | | | | | | | |
| 176th FGM | | | | | | | | | | | | | | | 9-15 53.3% | | | | | | | | | | | | | | |
| 177th FGM | | | | | | | | | | | | | | | 9-15 53.3% | | | | | | | | | | | | | | |
| 178th FGM | | | | | | | | | | | | | | | 9-15 53.3% | | | | | | | | | | | | | | |
| 179th FGM | | | | | | | | | | | | | | | 9-15 53.3% | | | | | | | | | | | | | | |
| 180th FGM | | | | | | | | | | | | | | | 9-15 53.3% | | | | | | | | | | | | | | |
| 181st FGM | | | | | | | | | | | | | | | 9-15 53.3% | | | | | | | | | | | | | | |
| 182nd FGM | | | | | | | | | | | | | | | 9-15 53.3% | | | | | | | | | | | | | | |
| 183rd FGM | | | | | | | | | | | | | | | 9-15 53.3% | | | | | | | | | | | | | | |
| 184th FGM | | | | | | | | | | | | | | | 9-15 53.3% | | | | | | | | | | | | | | |
| 185th FGM | | | | | | | | | | | | | | | 9-15 53.3% | | | | | | | | | | | | | | |
| 186th FGM | | | | | | | | | | | | | | | 9-15 53.3% | | | | | | | | | | | | | | |
| 187th FGM | | | | | | | | | | | | | | | 9-15 53.3% | | | | | | | | | | | | | | |
| 188th FGM | | | | | | | | | | | | | | | 9-15 53.3% | | | | | | | | | | | | | | |
| 189th FGM | | | | | | | | | | | | | | | 9-15 53.3% | | | | | | | | | | | | | | |
| 190th FGM | | | | | | | | | | | | | | | 9-15 53.3% | | | | | | | | | | | | | | |
| 191st FGM | | | | | | | | | | | | | | | 9-15 53.3% | | | | | | | | | | | | | | |
| 192nd FGM | | | | | | | | | | | | | | | 9-15 53.3% | | | | | | | | | | | | | | |
| 193rd FGM | | | | | | | | | | | | | | | 9-15 53.3% | | | | | | | | | | | | | | |
| 194th FGM | | | | | | | | | | | | | | | 9-15 53.3% | | | | | | | | | | | | | | |
| 195th FGM | | | | | | | | | | | | | | | 9-15 53.3% | | | | | | | | | | | | | | |
| 196th FGM | | | | | | | | | | | | | | | 9-15 53.3% | | | | | | | | | | | | | | |
| 197th FGM | | | | | | | | | | | | | | | 9-15 53.3% | | | | | | | | | | | | | | |
| 198th FGM | | | | | | | | | | | | | | | 9-15 53.3% | | | | | | | | | | | | | | |
| 199th FGM | | | | | | | | | | | | | | | 9-15 53.3% | | | | | | | | | | | | | | |
| 200th FGM | | | | | | | | | | | | | | | 9-15 53.3% | | | | | | | | | | | | | | |
| 201st FGM | | | | | | | | | | | | | | | 9-15 53.3% | | | | | | | | | | | | | | |
| 202nd FGM | | | | | | | | | | | | | | | 9-15 53.3% | | | | | | | | | | | | | | |
| 203rd FGM | | | | | | | | | | | | | | | 9-15 53.3% | | | | | | | | | | | | | | |
| 204th FGM | | | | | | | | | | | | | | | 9-15 53.3% | | | | | | | | | | | | | | |
| 205th FGM | | | | | | | | | | | | | | | 9-15 53.3% | | | | | | | | | | | | | | |
| 206th FGM | | | | | | | | | | | | | | | 9-15 53.3% | | | | | | | | | | | | | | |
| 207th FGM | | | | | | | | | | | | | | | 9-15 53.3% | | | | | | | | | | | | | | |
| 208th FGM | | | | | | | | | | | | | | | 9-15 53.3% | | | | | | | | | | | | | | |
| 209th FGM | | | | | | | | | | | | | | | 9-15 53.3% | | | | | | | | | | | | | | |
| 210th FGM | | | | | | | | | | | | | | | 9-15 53.3% | | | | | | | | | | | | | | |
| 211st FGM | | | | | | | | | | | | | | | 9-15 53.3% | | | | | | | | | | | | | | |
| 212nd FGM | | | | | | | | | | | | | | | 9-15 53.3% | | | | | | | | | | | | | | |
| 213rd FGM | | | | | | | | | | | | | | | 9-15 53.3% | | | | | | | | | | | | | | |
| 214th FGM | | | | | | | | | | | | | | | 9-15 53.3% | | | | | | | | | | | | | | |
| 215th FGM | | | | | | | | | | | | | | | 9-15 53.3% | | | | | | | | | | | | | | |
| 216th FGM | | | | | | | | | | | | | | | 9-15 53.3% | | | | | | | | | | | | | | |
| 217th FGM | | | | | | | | | | | | | | | 9-15 53.3% | | | | | | | | | | | | | | |
| 218th FGM | | | | | | | | | | | | | | | 9-15 53.3% | | | | | | | | | | | | | | |
| 219th FGM | | | | | | | | | | | | | | | 9-15 53.3% | | | | | | | | | | | | | | |
| 220th FGM | | | | | | | | | | | | | | | 9-15 53.3% | | | | | | | | | | | | | | |
| 221st FGM | | | | | | | | | | | | | | | 9-15 53.3% | | | | | | | | | | | | | | |
| 222nd FGM | | | | | | | | | | | | | | | 9-15 53.3% | | | | | | | | | | | | | | |
| 223rd FGM | | | | | | | | | | | | | | | 9-15 53.3% | | | | | | | | | | | | | | |
| 224th FGM | | | | | | | | | | | | | | | 9-15 53.3% | | | | | | | | | | | | | | |
| 225th FGM | | | | | | | | | | | | | | | 9-15 53.3% | | | | | | | | | | | | | | |
| 226th FGM | | | | | | | | | | | | | | | 9-15 53.3% | | | | | | | | | | | | | | |
| 227th FGM | | | | | | | | | | | | | | | 9-15 53.3% | | | | | | | | | | | | | | |
| 228th FGM | | | | | | | | | | | | | | | 9-15 53.3% | | | | | | | | | | | | | | |
| 229th FGM | | | | | | | | | | | | | | | 9-15 53.3% | | | | | | | | | | | | | | |
| 230th FGM | | | | | | | | | | | | | | | 9-15 53.3% | | | | | | | | | | | | | | |
| 231st FGM | | | | | | | | | | | | | | | 9-15 53.3% | | | | | | | | | | | | | | |
| 232nd FGM | | | | | | | | | | | | | | | 9-15 53.3% | | | | | | | | | | | | | | |
| 233rd FGM | | | | | | | | | | | | | | | 9-15 53.3% | | | | | | | | | | | | | | |
| 234th FGM | | | | | | | | | | | | | | | 9-15 53.3% | | | | | | | | | | | | | | |
| 235th FGM | | | | | | | | | | | | | | | 9-15 53.3% | | | | | | | | | | | | | | |
| 236th FGM | | | | | | | | | | | | | | | 9-15 53.3% | | | | | | | | | | | | | | |
| 237th FGM | | | | | | | | | | | | | | | 9-15 53.3% | | | | | | | | | | | | | | |
| 238th FGM | | | | | | | | | | | | | | | 9-15 53.3% | | | | | | | | | | | | | | |
| 239th FGM | | | | | | | | | | | | | | | 9-15 53.3% | | | | | | | | | | | | | | |
| 240th FGM | | | | | | | | | | | | | | | 9-15 53.3% | | | | | | | | | | | | | | |
| 241st FGM | | | | | | | | | | | | | | | 9-15 53.3% | | | | | | | | | | | | | | |
| 242nd FGM | | | | | | | | | | | | | | | 9-15 53.3% | | | | | | | | | | | | | | |
| 243rd FGM | | | | | | | | | | | | | | | 9-15 53.3% | | | | | | | | | | | | | | |
| 244th FGM | | | | | | | | | | | | | | | 9-15 53.3% | | | | | | | | | | | | | | |
| 245th FGM | | | | | | | | | | | | | | | 9-15 53.3% | | | | | | | | | | | | | | |
| 246th FGM | | | | | | | | | | | | | | | 9-15 53.3% | | | | | | | | | | | | | | |
| 247th FGM | | | | | | | | | | | | | | | 9-15 53.3% | | | | | | | | | | | | | | |
| 248th FGM | | | | | | | | | | | | | | | 9-15 53.3% | | | | | | | | | | | | | | |
| 249th FGM | | | | | | | | | | | | | | | 9-15 53.3% | | | | | | | | | | | | | | |
| 250th FGM | | | | | | | | | | | | | | | 9-15 53.3% | | | | | | | | | | | | | | |
| 251st FGM | | | | | | | | | | | | | | | 9-15 53.3% | | | | | | | | | | | | | | |
| 252nd FGM | | | | | | | | | | | | | | | 9-15 53.3% | | | | | | | | | | | | | | |
| 253rd FGM | | | | | | | | | | | | | | | 9-15 53.3% | | | | | | | | | | | | | | |
| 254th FGM | | | | | | | | | | | | | | | 9-15 53.3% | | | | | | | | | | | | | | |
| 255th FGM | | | | | | | | | | | | | | | 9-15 53.3% | | | | | | | | | | | | | | |
| 256th FGM | | | | | | | | | | | | | | | 9-15 53.3% | | | | | | | | | | | | | | |
| 257th FGM | | | | | | | | | | | | | | | 9-15 53.3% | | | | | | | | | | | | | | |
| 258th FGM | | | | | | | | | | | | | | | 9-15 53.3% | | | | | | | | | | | | | | |
| 259th FGM | | | | | | | | | | | | | | | 9-15 53.3% | | | | | | | | | | | | | | |
| 260th FGM | | | | | | | | | | | | | | | 9-15 53.3% | | | | | | | | | | | | | | |
| 261st FGM | | | | | | | | | | | | | | | 9-15 53.3% | | | | | | | | | | | | | | |
| 262nd FGM | | | | | | | | | | | | | | | 9-15 53.3% | | | | | | | | | | | | | | |
| 263rd FGM | | | | | | | | | | | | | | | 9-15 53.3% | | | | | | | | | | | | | | |
| 264th FGM | | | | | | | | | | | | | | | 9-15 53.3% | | | | | | | | | | | | | | |
| 265th FGM | | | | | | | | | | | | | | | 9-15 53.3% | | | | | | | | | | | | | | |
| 266th FGM | | | | | | | | | | | | | | | 9-15 53.3% | | | | | | | | | | | | | | |
| 267th FGM | | | | | | | | | | | | | | | 9-15 53.3% | | | | | | | | | | | | | | |
| 268th FGM | | | | | | | | | | | | | | | 9-15 53.3% | | | | | | | | | | | | | | |
| 269th FGM | | | | | | | | | | | | | | | 9-15 53.3% | | | | | | | | | | | | | | |
| 270th FGM | | | | | | | | | | | | | | | 9-15 53.3% | | | | | | | | | | | | | | |
| 271st FGM | | | | | | | | | | | | | | | 9-15 53.3% | | | | | | | | | | | | | | |
| 272nd FGM | | | | | | | | | | | | | | | 9-15 53.3% | | | | | | | | | | | | | | |
| 273rd FGM | | | | | | | | | | | | | | | 9-15 53.3% | | | | | | | | | | | | | | |
| 274th FGM | | | | | | | | | | | | | | | 9-15 53.3% | | | | | | | | | | | | | | |
| 275th FGM | | | | | | | | | | | | | | | 9-15 53.3% | | | | | | | | | | | | | | |
| 276th FGM | | | | | | | | | | | | | | | 9-15 53.3% | | | | | | | | | | | | | | |
| 277th FGM | | | | | | | | | | | | | | | 9-15 53.3% | | | | | | | | | | | | | | |
| 278th FGM | | | | | | | | | | | | | | | 9-15 53.3% | | | | | | | | | | | | | | |
| 279th FGM | | | | | | | | | | | | | | | 9-15 53.3% | | | | | | | | | | | | | | |
| 280th FGM | | | | | | | | | | | | | | | 9-15 53.3% | | | | | | | | | | | | | | |
| 281st FGM | | | | | | | | | | | | | | | 9-15 53.3% | | | | | | | | | | | | | | |
| 282nd FGM | | | | | | | | | | | | | | | 9-15 53.3% | | | | | | | | | | | | | | |
| 283rd FGM | | | | | | | | | | | | | | | 9-15 53.3% | | | | | | | | | | | | | | |
| 284th FGM | | | | | | | | | | | | | | | 9-15 53.3% | | | | | | | | | | | | | | |
| 285th FGM | | | | | | | | | | | | | | | 9-15 53.3% | | | | | | | | | | | | | | |
| 286th FGM | | | | | | | | | | | | | | | 9-15 53.3% | | | | | | | | | | | | | | |
| 287th FGM | | | | | | | | | | | | | | | 9-15 53.3% | | | | | | | | | | | | | | |
| 288th FGM | | | | | | | | | | | | | | | 9-15 53.3% | | | | | | | | | | | | | | |
| 289th FGM | | | | | | | | | | | | | | | 9-15 53.3% | | | | | | | | | | | | | | |
| 290th FGM | | | | | | | | | | | | | | | 9-15 53.3% | | | | | | | | | | | | | | |
| 291st FGM | | | | | | | | | | | | | | | 9-15 53.3% | | | | | | | | | | | | | | |
| 292nd FGM | | | | | | | | | | | | | | | 9-15 53.3% | | | | | | | | | | | | | | |
| 293rd FGM | | | | | | | | | | | | | | | 9-15 53.3% | | | | | | | | | | | | | | |
| 294th FGM | | | | | | | | | | | | | | | 9-15 53.3% | | | | | | | | | | | | | | |
| 295th FGM | | | | | | | | | | | | | | | 9-15 53.3% | | | | | | | | | | | | | | |
| | | | | | | | | | | | | | | | | | | | | | | | | | | | | | |

GAME 6 #17/17 Vanderbilt vs. Tennessee St.

DATE Nov. 23, 2025 **SITE** Memorial Gymnasium (Nashville, Tenn.)

DORES OUTRUN TIGERS

Galvan dished out 15 assists and had nine steals to equal the Vandy freshman single-game record. Her 15 helpers matched Ashley Smith's freshman program record, which she set on Nov. 29, 1998, against Hampton. Galvan's nine steals equaled Deborah Denton's record set against New Mexico State on Jan. 4, 1987.

Galvan was one of two Commodores who had a double-double against TSU, as graduate Sacha Washington tallied 13 points and 10 rebounds to post her second double-double of the season. The last time two Vanderbilt players had a double-double in the same contest happened on Dec. 14, 2024, when Khamil Pierre (42 points, 18 rebounds) and Leilani Kapiun (11 rebounds, 10 points) each recorded one against Evansville.

Vanderbilt shot 56.6 percent from the floor, while limiting Tennessee State to a 26.8 shooting percentage. The Dores dished out a season-high 33 assists, which is tied for seventh-most in a game in program history. The Commodores forced TSU into 29 turnovers, which led to a 38-9 edge in points off turnovers.

| | TSU | VANDY | | TSU | VANDY | | Period by Period Scoring | | | | |
|------------------|--------------------------|---------------------------|-----------------------|-----|-------|-------|--------------------------|-----|-----|-----|-----|
| Biggest lead | 1 (1 st 7:50) | 61 (4 th 3:29) | Points from Turnovers | 9 | 38 | | 1st | 2nd | 3rd | 4th | TOT |
| Best Scoring Run | 7 (4 th 1:39) | 27 (2 nd 3:52) | Paint | 22 | 64 | TSU | 6 | 4 | 17 | 16 | 43 |
| Lead Changes | 2 | 2 | Second Chance | 12 | 20 | | | | | | |
| Times Tied | 1 | | Fast Breaks | 10 | 31 | VANDY | 31 | 25 | 25 | 18 | 99 |
| Time with Lead | 00:12 | 39:08 | Bench | 18 | 32 | | | | | | |

V 6 SEC TOURNAMENT CHAMPIONSHIPS • 28 NCAA TOURNAMENTS • 1 FINAL FOUR • 5 ELITE EIGHTS • 14 SWEET SIXTEENS V

GAME 7 #17/17 Vanderbilt vs. Oregon State

DATE Nov. 27, 2025 **SITE** UVI Sports & Fitness Center (St. Thomas, USVI)

DORES FEAST ON THANKSGIVING

Vanderbilt improves to 7-0 on the year. It is the third-straight season the Commodores have won seven-straight games to begin the year, which marks a program first.

Blakes was one of three double-digit scorers for the Dorees on Thanksgiving night, as senior Justine Pissott matched her career high with 17 points, while matching her career-best performance behind the arc with five 3-pointers against the Beavers. Freshman Aubrey Galvan tallied 12 points and had a game-high six steals.

The Dores held a 13-point lead at the end of the first quarter at 26-13. Oregon State was able to punch back and take a brief lead in the late second quarter, but Vanderbilt ended the frame, making its last four shots to take a 43-38 lead into the locker room. Vandy dropped the hammer on OSU in the third, as the Commodores outscored the Beavers, 30-9, in the stanza to take a commanding 26-point lead at 73-47. The Dores maintained a 20-plus-point advantage throughout the fourth to score their seventh victory of the season.

Vanderbilt shot 47.1 percent on the night and matched a season-high in 3-pointers made with 12. The Commodores forced Oregon State into 21 turnovers, which Vandy turned into 27 points. The Dores had a total of 12 steals, six of which came from Galvan.

| | | | | | | | | | | | |
|-------------------------|---------------------------|---------------------------|----------------------|-----|-------|--------------------------|-----|-----|-----|-----|----|
| | OSU | VANDY | Points from | OSU | VANDY | Period by Period Scoring | | | | | |
| Biggest lead | 1 (2 nd 2:37) | 26 (3 rd 1:16) | Turnovers | 12 | 27 | | 1st | 2nd | 3rd | 4th | OT |
| Best Scoring Run | 13 (2 nd 2:37) | 10 (3 rd 3:34) | Paint | 36 | 30 | | | | | | |
| Lead Changes | 4 | | Second Chance | 13 | 6 | OSU | 13 | 25 | 9 | 19 | 66 |
| Times Tied | 0 | | Fast Breaks | 2 | 13 | VANDY | 36 | 17 | 50 | 15 | 88 |

GAME 8 #17/17 Vanderbilt vs. BYU

DATE Nov. 29, 2025 **SITE** UVI Sports & Fitness Center (St. Thomas, USVI)

VIRGIN ISLANDS VICTORY

Vanderbilt had to withstand a hot start from BYU, as the Cougars made eight of their first 10 shots from behind the arc in the opening stanza and led by 16 points at 32-16 in the opening stages of the second quarter.

Vandy went on a 13-0 run midway through the second frame to make it a one-possession game at 32-29 after a 3-pointer from freshman Aubrey Galvan with 5:08 remaining before halftime. The Dores ended the opening half on an 11-5 run to take a one-point lead into the locker room at 40-39.

Vanderbilt never trailed in the second half, as the Commodores held BYU to only three more 3-point field goals over the last two quarters. The Dore's outscored the Cougars 44-32 over the final two frames, as Vanderbilt shot 46.9 percent and limited BYU to a 37.5 percent success rate from the floor in the second half.

With the victory, Vanderbilt claims the Island Division title at the 2025 U.S. Virgin Islands Paradise Jam. The Commodores improve to 8-0 on the season, as they go undefeated in the month of November.

Vandy erased a 16-point deficit to post the largest come-from-behind win in the Ralph era. It is the tied for the the second-largest comeback win since 2013-14 and the third-largest since 1999-00. It is the first time Vandy erased a 16-plus-point deficit since the 16-point come-from-behind win against Ole Miss on Feb. 5, 2015.

Sophomore Mikayla Blakes was named the Island Division MVP and to the All-Tournament team at the Paradise Jam after she scored a game-high 27 points and dished out six assists in the championship game against BYU. Blakes averaged 31.0 points in two games in the Virgin Islands.



Senior Justine Pissott was named to the Island Division All-Tournament team after she averaged 17.5 points and 4.5 3-pointers per game this week. Pissott capped off her week in the U.S. Virgin Islands by recording her first career double-double. The 6-4 guard scored a career-high 18 points and pulled down a personal-best 10 rebounds.

Vanderbilt shot 41.1 percent in the game and made 11 3-point field goals. The Dores outscored BYU 30-22 in points in the paint, while forcing the Cougars into 19 turnovers that turned into 30 points.

| | | | | | | | | | | | |
|------------------|---------------------------|---------------------------|----------------|-----|-----|--------------------------|-----|-----|-----|-----|-----|
| Biggest lead | 16 (2 nd 7:49) | 15 (4 th 4:56) | Points in Game | BYU | VAN | Period by Period Scoring | | | | | |
| Best Scoring Run | 7 (4 th 7:07) | 13 (2 nd 5:08) | Turnovers | 4 | 30 | | 1st | 2nd | 3rd | 4th | TOT |
| Lead Changes | 3 | | Paint | 22 | 30 | BYU | 28 | 11 | 16 | 16 | 71 |
| Times Tied | 1 | | Second Chance | 10 | 4 | VAN | 16 | 24 | 24 | 20 | 84 |
| Time with Lead | 16:57 | 21:55 | Fast Breaks | 13 | 14 | | | | | | |
| | | | Bench | 14 | 12 | | | | | | |

GAME RECAPS

GAME 6 #15/14 Vanderbilt vs. Virginia

| | 1 | 2 | 3 | 4 | TOTAL |
|---|----|----|----|----|-----------|
|  | 19 | 11 | 11 | 27 | 43 |
|  | 18 | 16 | 29 | 18 | 81 |

DATE Dec. 3, 2025 **SITE** Memorial Gymnasium (Nashville, Tenn.)

TIPOFF 4 p.m. **END** 5:50 p.m. **ELAPSED** 1:50
ATTENDANCE 2,661

ANOTHER HISTORIC NIGHT FOR BLAKES

NASHVILLE, Tenn. – Sophomore Mikayla Blakes once again made history at Memorial Gymnasium on Wednesday, as she became the fastest Vanderbilt women’s basketball player to score 1,000 career points to lead the No. 15/14-ranked Commodores past Virginia, 81-68, in the ACC/SEC Challenge.

Blakes needed 28 points to record her 1,000th career point, rose to the challenge in front of the home fans and hit the target right on the mark, registering exactly 28 points in the victory over Virginia. Blakes reaches the 1,000-point plateau in 42 career games, as she becomes the 43rd Vanderbilt player to enter the school’s 1,000-point club. The Somerset, New Jersey, native, is the fastest Commodore to score 1,000 points, surpassing Chantel Anderson’s previous record of 57 games.

The All-American is the ninth NCAA women’s basketball player to score 1,000 career points in 42 games or fewer since the 1981-82 season. Overall, Blakes is the 13th women’s college basketball player to reach the 1,000-point plateau in 42 games or less.

No. 15/14-ranked Vanderbilt used a 12-0 run that was sandwiched between halftime to turn a two-point deficit into a double-digit advantage in the early stages of the third quarter. Vanderbilt outscored Virginia 29-11 in the third stanza, as the Commodores held a 22-point lead going into the final frame. The Dores led by as many as 28 points in the fourth before securing the 13-point victory in the ACC/SEC Challenge.

Blakes was one of three Commodores to score double-digit points in the ACC/SEC Challenge win. She was joined by graduate Ndjakalenga Mwenentanda, who scored 16 points to match her Vanderbilt career high in scoring, and graduate Sacha Washington, who registered 13 points. Blakes, Mwenentanda and Washington each pulled down a team-best seven rebounds.

Vanderbilt shot 45.8 percent from the floor and made eight 3-point field goals. The Dores shot 90.5 percent from the free throw line, going 19-of-21 from the charity stripe. Vandy forced Virginia into 18 turnovers, which the Commodores turned into 28 points.



BOX SCORE

| Virginia - 68 | | | | | | | | | | | | | | | Record: 6-3 | | | | | | | | | | | | |
|---------------|-------------------|-------|-------|-------|-------|----------|-------|----|----|----|----|--------|----|----|-------------|--------------------|-----------------|--------------------------|------|-------|-------|------|-------|-------|-----|------|-------|
| NO. | Name | Min | FG | 3P | FT | Rebounds | Fouls | TP | AS | TO | ST | Blocks | BS | BA | + | Shooting By Period | | | | | | | | | | | |
| 7 | Talisha Amanze | 21:55 | 1-5 | 0-0 | 1-2 | 3 | 3 | 6 | 4 | 1 | 3 | 1 | 2 | 1 | 1 | -30 | 1 st | FG% | 7-16 | 43.8% | 3PT% | 2-4 | 50.0% | FT% | 3-4 | 75% | |
| 1 | Paris Clark | 30:55 | 5-12 | 2-4 | 0-0 | 1 | 3 | 4 | 3 | 1 | 12 | 3 | 4 | 2 | 1 | 3 | -2 | 2 nd | FG% | 4-15 | 26.7% | 3PT% | 1-5 | 20.0% | FT% | 2-2 | 100% |
| 4 | Jillian Brown | 30:54 | 3-7 | 1-4 | 0-0 | 0 | 2 | 2 | 3 | 1 | 7 | 2 | 0 | 3 | 0 | 0 | 2 | 3 rd | FG% | 5-12 | 41.7% | 3PT% | 0-4 | 0.0% | FT% | 1-4 | 25% |
| 21 | Kymoni Johnson | 28:55 | 9-16 | 4-8 | 2-2 | 1 | 4 | 5 | 4 | 3 | 22 | 7 | 5 | 3 | 0 | 0 | -11 | 4 th | FG% | 11-15 | 73.3% | 3PT% | 5-8 | 62.5% | FT% | 0-0 | 0% |
| 23 | Romi Levy | 17:52 | 1-4 | 0-2 | 2-2 | 0 | 0 | 0 | 0 | 1 | 4 | 0 | 1 | 1 | 0 | 1 | -24 | GM | FG% | 27-58 | 46.6% | 3PT% | 8-21 | 38.1% | FT% | 6-10 | 60.0% |
| 12 | Callin Weimar | 20:53 | 3-4 | 0-0 | 0-0 | 1 | 2 | 3 | 2 | 1 | 6 | 1 | 2 | 0 | 0 | 0 | 17 | Dead Ball Rebounds: 2, 0 | | | | | | | | | |
| 9 | Ashang Ring | 18:10 | 4-5 | 1-2 | 1-2 | 1 | 3 | 4 | 2 | 3 | 10 | 0 | 0 | 1 | 0 | 15 | | Major Fouls: NONE | | | | | | | | | |
| 3 | Gabby White | 13:59 | 2-4 | 0-0 | 0-2 | 1 | 1 | 2 | 3 | 2 | 4 | 0 | 4 | 0 | 0 | 0 | -23 | | | | | | | | | | |
| 28 | Danelle Arigbabu | 01:10 | 0-0 | 0-0 | 0-0 | 0 | 0 | 0 | 0 | 0 | 0 | 0 | 0 | 0 | 0 | 0 | -4 | | | | | | | | | | |
| 2 | Rianne Dos Santos | 04:17 | 0-1 | 0-1 | 0-0 | 0 | 0 | 0 | 0 | 0 | 0 | 0 | 0 | 0 | 0 | 0 | -8 | | | | | | | | | | |
| Team | | | 1 | | | 4 | 5 | 0 | 0 | 0 | 0 | | | | | | | | | | | | | | | | |
| Totals | | | 27:58 | 6-21 | 6-10 | 9 | 22 | 31 | 21 | 13 | 68 | 14 | 18 | 10 | 3 | 5 | -13 | | | | | | | | | | |
| | | | | | | | | | | | | | | | | | | Major Fouls: NONE | | | | | | | | | |
| | | | | | | | | | | | | | | | | | | Dead Ball Rebounds: 2, 0 | | | | | | | | | |
| Virginia - 68 | | | | | | | | | | | | | | | Record: 6-3 | | | | | | | | | | | | |
| NO. | Name | Min | FG | 3P | FT | Rebounds | Fouls | TP | AS | TO | ST | Blocks | BS | BA | + | Shooting By Period | | | | | | | | | | | |
| 35 | Sasha Washington | 22:01 | 5-7 | 0-0 | 3-4 | 1 | 6 | 7 | 3 | 4 | 13 | 0 | 2 | 2 | 0 | 0 | 20 | 1 st | FG% | 7-17 | 41.2% | 3PT% | 1-4 | 25.0% | FT% | 3-4 | 75% |
| 7 | Kalaysia Williams | 40:00 | 2-6 | 2-4 | 0-0 | 2 | 2 | 2 | 1 | 8 | 0 | 0 | 0 | 0 | 0 | 0 | -1 | 2 nd | FG% | 14-25 | 56.0% | 3PT% | 5-10 | 50.0% | FT% | 0-0 | 0% |
| 3 | Aubrey Galloway | 37:27 | 3-6 | 1-2 | 3-4 | 0 | 4 | 0 | 2 | 7 | 8 | 0 | 3 | 0 | 3 | 0 | 18 | 3 rd | FG% | 4-12 | 33.3% | 3PT% | 1-2 | 50.0% | FT% | 3-4 | 75% |
| 13 | Justine Plessie | 38:25 | 3-15 | 3-12 | 0-0 | 0 | 3 | 3 | 2 | 9 | 4 | 0 | 4 | 0 | 3 | 0 | 16 | 4 th | FG% | 16-17 | 94.1% | 3PT% | 10-14 | 71.4% | FT% | 0-0 | 0% |
| 29 | Keaton Williams | 29:00 | 3-9 | 2-2 | 2-2 | 3 | 4 | 7 | 3 | 2 | 16 | 0 | 1 | 1 | 1 | 0 | 10 | GM | FG% | 10-14 | 71.4% | 3PT% | 4-6 | 66.7% | FT% | 0-0 | 0% |
| 2 | Kayana Mitchell | 17:52 | 2-4 | 0-0 | 0-0 | 1 | 2 | 2 | 1 | 8 | 0 | 0 | 0 | 0 | 0 | 0 | -1 | | | | | | | | | | |
| 2 | Justin Brown | 01:32 | 0-1 | 0-1 | 0-0 | 1 | 0 | 1 | 0 | 0 | 0 | 0 | 0 | 0 | 0 | 0 | -4 | | | | | | | | | | |
| 24 | Aqua Makarut | 01:11 | 0-0 | 0-0 | 0-0 | 0 | 0 | 0 | 0 | 0 | 0 | 0 | 0 | 0 | 0 | 0 | -1 | | | | | | | | | | |
| Team | | | 1 | | | 4 | 5 | 0 | 0 | 0 | 0 | | | | | | | | | | | | | | | | |
| Totals | | | 27:59 | 24-38 | 19-21 | 10 | 22 | 34 | 24 | 13 | 61 | 19 | 14 | 11 | 5 | 3 | 13 | | | | | | | | | | |
| | | | | | | | | | | | | | | | | | | Major Fouls: NONE | | | | | | | | | |
| | | | | | | | | | | | | | | | | | | Dead Ball Rebounds: 2, 0 | | | | | | | | | |

| Vanderbilt - 81 | | | | | | | | | | | | | | | Record: 9-0 | | | | | | | | | | | | | | |
|-----------------|-------------------------|-----|-------|------|------|----------|-------|----|----|----|----|--------|----|----|--------------------|-----------------|-----------------|-----------------|--------------------------|-------------------|-------|-------|-------|------|-------|-------|------|-------|------|
| NO. | Name | Min | FG | 3P | FT | Rebounds | Fouls | TP | AS | TO | ST | Blocks | BS | BA | Shooting By Period | | | | | | | | | | | | | | |
| | | | MA | HA | MA | HA | | | | | | | | | 1 st | 2 nd | 3 rd | 4 th | OT | FG% | 3PT% | FT% | GM | FG% | 3PT% | FT% | | | |
| 35 | Sacha Washington | F | 22:01 | 5-7 | 0-0 | 3-4 | 1 | 6 | 7 | 3 | 4 | 1 | 3 | 0 | 2 | 2 | 2 | 0 | 20 | 1 st | FG% | 14-24 | 58.3% | 3PT% | 1-4 | 25.0% | FT% | 3-3 | 100% |
| 1 | Mikayla Blakes | G | 40:00 | 7-17 | 2-6 | 12-13 | 3 | 4 | 7 | 3 | 12 | 28 | 7 | 5 | 4 | 0 | 1 | 13 | 2 nd | FG% | 4-12 | 33.3% | 3PT% | 1-6 | 16.7% | FT% | 7-8 | 87.5% | |
| 3 | Aubrey Galvan | G | 37:47 | 3-6 | 1-2 | 0-0 | 0 | 4 | 4 | 0 | 2 | 7 | 8 | 3 | 3 | 0 | 1 | 18 | 3 rd | FG% | 10-14 | 71.4% | 3PT% | 4-6 | 66.7% | FT% | 5-6 | 83.3% | |
| 13 | Justine Pissott | G | 36:05 | 3-15 | 0-10 | 0-0 | 0 | 3 | 3 | 2 | 0 | 9 | 4 | 3 | 0 | 1 | 1 | 10 | 4 th | FG% | 6-16 | 37.5% | 3PT% | 2-7 | 28.6% | FT% | 4-4 | 100% | |
| 15 | Ndjakalenga Mwenentanda | G | 39:25 | 6-9 | 2-2 | 2-2 | 2 | 4 | 7 | 3 | 2 | 16 | 0 | 1 | 1 | 1 | 0 | 16 | GM | FG% | 27-58 | 46.6% | 3PT% | 8-21 | 38.1% | FT% | 6-10 | 60.0% | |
| 14 | Aiyana Mitchell | F | 17:59 | 3-4 | 0-0 | 2-2 | 0 | 2 | 2 | 2 | 1 | 8 | 0 | 0 | 1 | 3 | 0 | -7 | Dead Ball Rebounds: 2, 0 | | | | | | | | | | |
| 2 | Jada Brown | F | 13:32 | 0-1 | 0-1 | 0-0 | 1 | 0 | 1 | 0 | 0 | 0 | 0 | 0 | 0 | 0 | 0 | -4 | | | | | | | | | | | |
| 24 | Apa Makurati | F | 01:11 | 0-0 | 0-0 | 0-0 | 0 | 0 | 0 | 0 | 0 | 0 | 0 | 0 | 0 | 0 | 0 | -1 | | | | | | | | | | | |
| Team | | | 2 | | | 1 | 3 | 0 | 0 | 0 | 0 | | | | | | | | | | | | | | | | | | |
| Totals | | | 27:59 | | | 6-20 | 19-21 | 10 | 24 | 34 | 13 | 21 | 81 | 18 | 14 | 11 | 5 | 3 | -13 | Major Fouls: NONE | | | | | | | | | |

| | VIR | VANDY | Points from | VIR | VANDY | Period by Period Scoring |
|------------------|---------------------------|---------------------------|---------------|-----|-------|--------------------------|
| Largest Lead | 6 (1 st 7:48) | 28 (4 th 7:29) | Turnovers | 19 | 28 | 1st2nd3rd4thTOT |
| Best Scoring Run | 10 (1 st 3:06) | 14 (4 th 7:29) | Points | 34 | 28 | VIR 19 11 11 27 68 |
| Lead Changes | 6 | | Second Chance | 7 | 6 | VANDY 18 16 29 18 81 |
| Times Tied | 5 | | Fast Breaks | 21 | 14 | |
| Time with Lead | 08:14 | 31:07 | Bench | 20 | 8 | |

INDIVIDUAL LEADERS

| | | | |
|---|-----------------------------|---|--------------------|
|  | |  | |
| Points | M. Blakes • 28 pts | K. Johnson • 22 pts | P. Clark • 12 pts |
| | N. Mwenentanda • 16 pts | | |
| Rebounds | 3 Players Tied • 7 reb | T. Amanze • 6 reb | K. Johnson • 5 reb |
| | A. Galvan • 4 reb | | |
| Assists | A. Galvan • 8 ast | K. Johnson • 7 ast | P. Clark • 3 ast |
| | M. Blakes • 7 ast | | |
| Steals | M. Blakes • 4 stl | Brown/Johnson • 3 stl | P. Clark • 2 stl |
| | A. Galvan • 3 stl | | |
| Blocks | A. Mitchell • 3 blk | 3 Players Tied • 1 blk | |
| | Mwenentanda/Pissott • 1 blk | | |

