



6 SEC TOURNAMENT CHAMPIONSHIPS • 29 NCAA TOURNAMENTS • 1 FINAL FOUR • 5 ELITE EIGHTS • 14 SWEET SIXTEENS

# VANDERBILT

WOMEN'S BASKETBALL

2025-26 GAME NOTES • GAME 14 • at ARKANSAS

## 2025-26 SCHEDULE

Overall: 13-0 | SEC: 0-0

Home: 8-0 | Away: 2-0 | Neutral: 3-0

AP Poll: 12 | WBCA Coaches Poll: 11 | NET Ranking: 13

Streak: W-13

### OCTOBER (1-0)

27 vs. Memphis<sup>&</sup> (Exhibition) Win 104-68

### NOVEMBER (8-0)

3 vs. California<sup>^</sup> Win 74-65

10 Furman Win 96-48

12 at Austin Peay Win 75-65

19 at Western Kentucky Win 87-49

21 Alabama State Win 92-38

23 Tennessee State Win 99-43

27 vs. Oregon State<sup>%</sup> Win 88-66

29 vs. BYU<sup>%</sup> Win 84-71

### DECEMBER (5-0)

3 Virginia<sup>#</sup> Win 81-68

15 South Florida Win 87-58

18 UAlbany Win 64-35

20 Texas Southern Win 96-46

28 Stonehill Win 109-50

### JANUARY (0-0)

1 at Arkansas\* 1 p.m. SEC Network+

4 LSU\* 4 p.m. ESPN

8 Missouri\* 6:30 p.m. SEC Network+

11 at Texas A&M\* 2 p.m. SEC Network+

15 at Mississippi State\* 5:30 p.m. SEC Network

19 vs. Michigan<sup>!</sup> 1:30 p.m. FOX

22 Auburn\* 6:30 p.m. SEC Network+

25 at South Carolina\* 2 p.m. ESPN

29 at Ole Miss\* 6:30 p.m. SEC Network+

### FEBRUARY (0-0)

1 Florida\* 3 p.m. SEC Network

5 at Kentucky\* 6 p.m. SEC Network+

9 Oklahoma\* 8 p.m. ESPN2

12 Texas\* 6:30 p.m. SEC Network+

15 at Georgia\* 11 a.m. SEC Network

22 Kentucky\* 2 p.m. SEC Network+

26 Alabama\* 6:30 p.m. SEC Network+

### MARCH (0-0)

1 at Tennessee\* 1 p.m. ESPN

4-8 SEC Tournament TBD TBD

All times Central • Home games in bold • Neutral games in italics

\* | SEC game • # | ACC/SEC Challenge

& | Hoops for St. Jude Tip Off Classic (Memphis, Tenn.) • ^ | Qui-Play Paris (Paris, France)

% Paradise Jam (St. Thomas, USVI) • ! | Coretta Scott King Classic (Newark, N.J.)

Rankings: AP/WBCA Coaches Poll

All games times and dates are subject to change

## GAME 14



**#12/11 VANDERBILT** (13-0, 0-0 SEC)  
at **ARKANSAS** (11-4, 0-0 SEC)



**THURSDAY, JAN. 1**  
1 p.m. CT



**FAYETTEVILLE, ARK.**  
Bud Walton Arena • 19,368



**SEC NETWORK+**  
Brett Dolan (Play-By-Play) • Matt Zimmerman (Analyst)



**94.9 THE FAN**  
Vanderbilt Athletics App • Jake Lyman

## STARTING FIVE

>> The Dores head into SEC play holding a perfect 13-0 record after closing out the 2025 calendar year with a 109-50 home victory over Stonehill. The 109 points are the most Vandy has scored in a game under head coach Shea Ralph. A total of six Dores scored 10-plus points in the win over the Skyhawks, led by sophomore Mikayla Blakes' game-high 21 points.

>> The Commodores are seeking to match their second-best start to a season in program history on Thursday. Vanderbilt heads to Arkansas sporting a perfect 13-0, and a win over the Razorbacks would match the 1995-96 team's 14-0 start.

>> Vanderbilt heads into SEC play unbeaten for the fifth time in school history. It is the first time since 1995-96 that the Commodores have held a perfect record going into league play. The other occurrences took place during the 1982-83, 1991-92, 1992-93 and 1995-96 seasons.

>> The Dores and Razorbacks matchup for the 42nd time in a series that dates back to the 1991-92 season. Vanderbilt holds a 29-12 lead in the series, while the Commodores have won three-straight games against Arkansas. Vandy is 4-1 against the Razorbacks under head coach Shea Ralph. Vandy is 9-9 all-time in Fayetteville, while Dores posted a 62-53 win in their last visit to Bud Walton Arena on Feb. 25, 2024.

>> Vanderbilt heads into the SEC portion of its schedule with 13 wins, which ties the program record for most victories heading into league play. It is the third-consecutive season that the Commodores have posted 13 nonconference wins heading into their first SEC game. The previous times came during the 2006-07, 2023-24 and 2024-25 campaigns.



## TEAM COMPARISON

13-0	<b>Overall Record</b>	11-4
0-0	<b>Conf. Record</b>	0-0
13	<b>NET Ranking</b>	103
87.1	<b>Points Per Game</b>	78.5
54.0	<b>Opp. Per Game</b>	68.1
47.8	<b>Field Goal Pct.</b>	41.1
36.0	<b>Opp. Field Goal Pct.</b>	37.7
36.8	<b>3-Point Pct.</b>	34.0
28.5	<b>Opp. 3-Point Pct.</b>	30.3
74.3	<b>Free Throw Pct.</b>	75.7
40.1	<b>Rebounds Per Game</b>	46.7
+6.8	<b>Rebounding Margin</b>	+8.6
21.3	<b>Assists Per Game</b>	14.0
12.1	<b>Turnovers Per Game</b>	16.1
13.8	<b>Steals Per Game</b>	8.2
5.2	<b>Blocks Per Game</b>	4.3

## SERIES HISTORY

<b>Games:</b>	41
<b>Vanderbilt Series Record:</b>	29-12
<b>Games in Nashville:</b>	17-2
<b>Games in Fayetteville:</b>	9-9
<b>Neutral Site Games:</b>	3-1
<b>First Meeting:</b>	Feb. 8, 1992, in Nashville Vanderbilt, 79-75
<b>Last Meeting:</b>	Jan. 23, 2025 in Nashville Vanderbilt, 101-60
<b>Last Win:</b>	Jan. 23, 2025 in Nashville 101-60
<b>Last Loss:</b>	Jan. 16, 2023 in Fayetteville 81-84
<b>Last Home Win:</b>	Jan. 23, 2025, 101-60
<b>Last Road Win:</b>	Feb. 25, 2024, 62-53
<b>Last Neutral Win:</b>	March 4, 2010 in Duluth, Ga., 65-64 (OT)
<b>Last Home Loss:</b>	Jan. 19, 2020, 66-100
<b>Last Road Loss:</b>	Jan. 16, 2023, 81-84
<b>Last Neutral Loss:</b>	Feb. 28, 2018 at Bridgestone Arena, 76-88
<b>vs. Arkansas under Ralph:</b>	4-1
<b>Current Vanderbilt Series Streak:</b>	W-3

## LAST FIVE GAMES

Date	Location	Vandy Result	Score
01.23.25	Nashville, Tenn.	W	101-60
02.25.24	Fayetteville, Ark.	W	62-53
02.09.23	Nashville, Tenn.	W	78-70
01.16.23	Fayetteville, Ark.	L	81-84
01.06.22	Nashville, Tenn.	W	54-51

## PROJECTED STARTERS

1

**MIKAYLA BLAKES**

G • 5-8 • So.  
Somerset, N.J.  
Rutgers Prep HS

Points • 23.9  
FG% • 46.8  
3P FG% • 32.6  
Boards • 4.0  
Assists • 3.8  
Steals • 3.8

3

**AUBREY GALVAN**

G • 5-6 • Fr.  
Deerfield, Ill.  
Wilmette Loyola Academy

Points • 10.2  
FG% • 37.9  
3P FG% • 32.3  
Boards • 3.9  
Assists • 7.2  
Ast./TO • 3.1

13

**JUSTINE PISSOTT**

G/F • 6-4 • Sr.  
Toms River, N.J.  
Tennessee

Points • 11.5  
FG% • 46.6  
3P FG% • 44.7  
3P FG PG • 2.9  
Boards • 4.6  
Assists • 2.8

15

**NDJAKALENGA MWENENTANDA**

G/F • 6-2 • Gr.  
Sioux Falls, S.D.  
Texas

Points • 7.9  
FG% • 52.1  
3P FG% • 36.4  
FT% • 84.0  
Boards • 2.8  
Assists • 1.0

35

**SACHA WASHINGTON**

F • 6-2 • Gr.  
Lawrenceville, Ga.  
Collins Hill HS

Points • 9.5  
FG% • 54.9  
Boards • 6.9  
Off. Boards • 3.5  
Assists • 1.4  
Steals • 1.5



## PRONUNCIATION

### JADA BROWN

Jay-Duh

### AALYAH DEL ROSARIO

Ah-Lee-Uh • Dell Row-zar-E-O

### AGA MAKURAT

Ah-gah • Mock-eww-Rah

### AIYANA MITCHELL

Eye-on-Uh

### NDJAKALENGA MWENENTANDA

Jack-Uh-LANG-Uh • MWEN-N-Tawn-duh

### JUSTINE PISSOTT

Jus-Teen • PUH-sot

### SACHA WASHINGTON

Sah-SHUH

### MONIQUE WILLIAMS

Mo-NEEK

## ROSTER BREAKDOWN

### CLASS

**GRADUATE (2):** Ndjakalenga Mwenentanda, Sacha Washington**SENIOR (2):** Jada Brown, Justine Pissott**JUNIOR (4):** Aalyah Del Rosario, Madison Greene, Aga Makurat, Aiyana Mitchell**SOPHOMORE (2):** Mikayla Blakes, Trinity Wilson**FRESHMAN (3):** Ava Black, Aubrey Galvan, Monique Williams

### POSITION

**CENTER (1):** Aalyah Del Rosario**FORWARD (5):** Aiyana Mitchell, Justine Pissott, Sacha Washington, Monique Williams, Trinity Wilson**GUARD (8):** Ava Black, Mikayla Blakes, Jada Brown, Aubrey Galvan, Madison Greene, Aga Makurat, Ndjakalenga Mwenentanda, Justine Pissott

### HOME STATE/COUNTRY

**NEW JERSEY (2):** MIKAYLA BLAKES, JUSTINE PISSOTT**ARKANSAS (1):** JADA BROWN**AUSTRALIA (1):** MONIQUE WILLIAMS**COLORADO (1):** AIYANA MITCHELL**DOMINICAN REPUBLIC (1):** AALYAH DEL ROSARIO**GEORGIA (1):** SACHA WASHINGTON**ILLINOIS (1):** AUBREY GALVAN**MINNESOTA (1):** TRINITY WILSON**NEW HAMPSHIRE (1):** AVA BLACK**OHIO (1):** MADISON GREENE**POLAND (1):** AGA MAKURAT**SOUTH DAKOTA (1):** NDJAKALENGA MWENENTANDA

FRONT ROW (L-R) JUSTINE PISSOTT, MIKAYLA BLAKES, SACHA WASHINGTON, JADA BROWN, AUBREY GALVAN, AGA MAKURAT  
BACK ROW (L-R) AVA BLACK, NDJAKALENGA MWENENTANDA, MONIQUE WILLIAMS, AALYAH DEL ROSARIO, AIYANA MITCHELL, TRINITY WILSON, MADISON GREENE

## 2025-26 ROSTER

No.	Name	POS	HT	YR	EXP	Hometown (Previous School)
1	Mikayla Blakes	G	5-8	So.	1V	Somerset, N.J. (Rutgers Prep)
2	Jada Brown	G	5-8	Sr.	3V	Bentonville, Ark. (Bentonville HS)
3	Aubrey Galvan	G	5-6	Fr.	HS	Deerfield, Ill. (Wilmette Loyola Academy)
4	Madison Greene	G	5-6	Jr.	2V	Columbus, Ohio (Pickering Central HS)
8	Ava Black	G	5-11	Fr.	HS	Auburn, N.H. (Tabor Academy (Mass.))
11	Monique Williams	F	6-3	Fr.	HS	Perth, Australia (Willeton Senior HS)
13	Justine Pissott	G/F	6-4	Sr.	2V	Toms River, N.J. (Tennessee)
14	Aiyana Mitchell	F	6-4	Jr.	2V	Colorado Springs, Colo. (Fountain-Fort Carson HS)
15	Ndjakalenga Mwenentanda	G	6-2	Gr.	TR	Sioux Falls, S.D. (Texas)
24	Aga Makurat	G	6-3	Jr.	2V	Sierakowice, Poland (Sopocka Akademia Tenisowa)
30	Trinity Wilson	F	6-3	So.	1V	Lakeville, Minn. (Lakeville North HS)
32	Aalyah Del Rosario	C	6-6	Jr.	TR	Santo Domingo, D.R. (LSU)
35	Sacha Washington	F	6-2	Gr.	3V	Lawrenceville, Ga. (Collins Hill HS)

## COACHING STAFF

**HEAD COACH:** Shea Ralph • 5th Season • UConn '01**ASSOCIATE HEAD COACH:** Tom Garrick • 5th Season • Rhode Island '88**ASSISTANT COACH/RECRUITING COORDINATOR:** Ashley Earley • 5th Season • Vanderbilt '05**ASSISTANT COACH/RECRUITING COORDINATOR:** Kevin DeMille • 5th Season • UConn '13**ASSISTANT COACH/AST. DIRECTOR OF OPERATIONS:** Eric Mundinger • 4th Season • Memphis '20**ASSISTANT COACH:** Kaili McLaren • 1st Season • UConn '10

## SEC STANDINGS (AS OF DEC. 30)

Team	Record	SEC	Streak
2/2 Texas	15-0	0-0	W-15
5/5 LSU	14-0	0-0	W-14
RV/25 Alabama	14-0	0-0	W-14
Georgia (RV/RV)	14-0	0-0	W-14
12/11 Vanderbilt	13-0	0-0	W-13
3/3 South Carolina	13-1	0-0	W-6
11/12 Kentucky	13-1	0-0	W-6
Mississippi State	13-1	0-0	W-9
8/8 Oklahoma	12-1	0-0	W-11
15/17 Ole Miss	13-2	0-0	W-1
Florida	12-3	0-0	W-1
Missouri	12-3	0-0	W-3
Texas A&M	7-2	0-0	W-1
Auburn	11-3	0-0	W-3
Arkansas	11-4	0-0	L-1
23/21 Tennessee	8-3	0-0	W-1

## POLLS

### Associated Press Top 25 Week 8

1) UConn (24)	14) Iowa
2) Texas* (8)	15) Ole Miss*
3) South Carolina*	16) North Carolina
4) UCLA	17) Southern Cal
5) LSU*	18) Notre Dame
6) Michigan*	19) Ohio State
7) Maryland	20) Nebraska
T-8) Oklahoma*	21) Texas Tech
T-8) TCU	22) Baylor
10) Iowa State	23) Tennessee*
11) Kentucky*	24) Michigan State
12) <b>VANDERBILT</b>	25) Princeton
13) Louisville	

\*Vanderbilt Opponent  
**Received Votes:** Oklahoma State, Alabama\*, Stanford, Georgia\*, Washington, NC State, Arizona State, Illinois, Oregon, BYU\*

### WBCA/USA Today Coaches Top 25 Week 9

1) UConn (28)	14) Iowa
2) Texas* (3)	15) North Carolina
3) South Carolina*	16) Southern Cal
4) UCLA	17) Ole Miss*
5) LSU*	18) Notre Dame
6) Maryland	19) Michigan State
7) TCU	20) Ohio State
8) Michigan*	21) Baylor
9) Oklahoma*	22) Tennessee*
10) Iowa State	23) Texas Tech
11) <b>VANDERBILT</b>	24) Alabama*
12) Kentucky*	25) Nebraska
13) Louisville	

\*Vanderbilt Opponent  
**Received Votes:** Princeton, Oklahoma State, Duke, West Virginia, Arizona State, Washington, Stanford, Oregon, South Dakota State, Clemson



**WOMEN'S  
BASKETBALL**





## TV/RADIO ROSTER



**1 MIKAYLA  
BLAKES**

G // 5-8 // So.  
Somerset, N.J.  
Rutgers Prep HS



**2 JADA  
BROWN**

G // 5-8 // Sr.  
Bentonville, Ark.  
Bentonville HS



**3 AUBREY  
GALVAN**

G // 5-6 // Fr.  
Deerfield, Ill.  
Wilmette Loyola  
Academy



**4 MADISON  
GREENE**

G // 5-6 // Jr.  
Columbus, Ohio  
Pickerington  
Central HS



**8 AVA  
BLACK**

F // 5-11 // Fr.  
Auburn, N.H.  
Tabor Academy (Mass.)



**11 MONIQUE  
WILLIAMS**

F // 6-3 // Fr.  
Perth, Australia  
Wilton Senior HS



**13 JUSTINE  
PISSOTT**

G/F // 6-4 // Sr.  
Toms River, N.J.  
Tennessee  
Red Bank Catholic HS



**14 AIYANA  
MITCHELL**

F // 6-4 // Jr.  
Colorado Springs, Colo.  
Fountain-Fort Carson HS



**15 NDJAKALENGA  
MWENENTANDA**

G // 6-2 // Gr.  
Sioux Falls, S.D.  
Texas  
Washington HS



**24 AGA  
MAKURAT**

G // 6-2 // Jr.  
Sierakowice, Poland  
Sopocka Akademia  
Tenisowa



**30 TRINITY  
WILSON**

F // 6-3 // So.  
Lakeville, Minn.  
Lakeville North HS



**32 AALYAH  
DEL ROSARIO**

C // 6-6 // Jr.  
Santo Domingo, D.R.  
LSU  
The Webb School  
(Tenn.)



**35 SACHA  
WASHINGTON**

F // 6-2 // Gr.  
Lawrenceville, Ga.  
Collins Hill HS

## COACHING STAFF




**SHEA  
RALPH**

Head Coach  
5th Season




**TOM  
GARRICK**

Associate  
Head Coach  
5th Season




**ASHLEY  
EARLEY**

Assistant Coach  
5th Season



**KEVIN  
DeMILLE**

Assistant Coach  
5th Season



**ERIC  
MUNDINGER**

Assistant Coach  
4th Season



**KAILI  
McLAREN**

Assistant Coach  
1st Season





## VANDERBILT WBB QUICK FACTS

HOME ARENA: MEMORIAL GYMNASIUM (14,316)  
2024-25 RECORD: 22-11 (.667)  
2024-25 SEC RECORD: 8-8 (.500)  
POSTSEASON: 0-1 (NCAA FIRST ROUND)  
LETTERWINNERS RETURNING/LOST: 8/5  
STARTERS RETURNING/LOST: 1/4  
NEWCOMERS: 5

## THE UNIVERSITY

LOCATION: NASHVILLE, TENN.  
UNDERGRADUATE ENROLLMENT: 7,366  
TOTAL ENROLLMENT: 13,670  
AFFILIATION: NCAA DIVISION I  
CONFERENCE: SOUTHEASTERN (SEC)  
MASCOT: COMMODORES  
COLORS: BLACK & GOLD  
CHANCELLOR: DANIEL DIERMEIER  
DIRECTOR OF ATHLETICS: CANDICE STOREY LEE  
FACULTY ATHLETICS REP: TRACE WILGUS

## VANDERBILT WBB STAFF

HEAD COACH: SHEA RALPH • 5TH SEASON  
ASSOCIATE HEAD COACH: TOM GARRICK • 5TH SEASON  
ASSISTANT COACH/RECRUITING COORD.: ASHLEY EARLEY • 5TH SEASON  
ASSISTANT COACH/RECRUITING COORD.: KEVIN DEMILLE • 5TH SEASON  
AST. COACH/AST. DIR. OF OPS: ERIC MUNDINGER • 4TH SEASON  
ASSISTANT COACH: KAILI MCLAREN • 1ST SEASON  
CHIEF OF STAFF/EXECUTIVE DIR. OF OPS: CHRIS BRANN • 5TH SEASON  
DIR. OF INTERNAL OPS/ON-CAMPUS RECRUITING COORD.: KOKO NELSON • 5TH SEASON  
DIRECTOR OF STRENGTH & CONDITIONING: JENA READY • 2ND SEASON  
SENIOR ASSO. ATHLETIC TRAINER: ALLISON SHEPHERD • 5TH SEASON  
DIRECTOR OF CREATIVE CONTENT: LEAH DUSTERHOFT • 5TH SEASON  
DIR. OF SPECIAL PROJECTS & ATHLETIC CULTURE: WONNE HAWKINS • 2ND SEASON  
DIRECTOR OF PLAYER DEVELOPMENT: JORDYN OLIVER • 1ST SEASON  
VIDEO COORDINATOR: JT OREM • 2ND SEASON  
DIRECTOR OF STUDENT SERVICES: BRITTNI LAGEORGE • 9TH SEASON  
SPORTS INFORMATION DIRECTOR: CHRIS CASKEY • 3RD SEASON

## PROGRAM HISTORY

ALL-TIME RECORD: 921-555 (.623)  
ALL-TIME SEC RECORD: 273-281 (.493)  
ALL-TIME SEC TOURNAMENT RECORD: 50-39 (.562)  
SEC TOURNAMENT TITLES: 6 ('93, '95, '02, '04, '07, '09)  
NCAA TOURNAMENT APPEARANCES: 29  
NCAA TOURNAMENT RECORD: 40-29 (.560)  
LAST NCAA TOURNAMENT APPEARANCE: 2025  
LAST POSTSEASON APPEARANCE: 2025 (NCAA)  
  
RECORD UNDER SHEA RALPH: 86-59 (.590)  
SEC RECORD UNDER SHEA RALPH: 24-40 (.375)  
SEC TOURNAMENT RECORD UNDER SHEA RALPH: 1-3 (.562)  
NCAA TOURNAMENT RECORD UNDER SHEA RALPH: 1-2 (.333)  
POSTSEASON RECORD UNDER SHEA RALPH: 3-3 (2 NCAA, 1 WNIT)

## SOCIAL MEDIA

FACEBOOK: /VANDYWBB  
INSTAGRAM: @VANDYWBB  
TIKTOK: @VANDYWBB  
X/TWITTER: @VANDYWBB  
WEBSITE: VUCOMMODORES.com

## DORE NOTES

### GAME COVERAGE

Thursday's contest streams live at 1 p.m. on SEC Network+ in the ESPN app, with Brett Dolan and Matt Zimmerman on the call. Fans can listen to Jake Lyman locally on 94.9 The Fan and the Vanderbilt Commodores app outside of Nashville.

### NATIONAL RANKINGS

The Commodores came in at No. 12 in the Associated Press top 25 and No. 11 in the USA Today/WBCA Coaches poll this week. It marks the program's highest ranking in either poll since the 2008-09 season.

It is Vanderbilt's highest placement in the AP top 25 since Week 1 of the 2008-09 season, when the Dorees were also ranked 12th.

It is Vandy's third-straight week at No. 11 ranking in the USA Today/WBCA poll. It is the program's highest placement in the coaches' poll since 2008-09, when the Commodores ended the season at No. 8 in the nation.

### NET RANKING

Vanderbilt holds a NET ranking of 13 heading into Thursday's contest. Vandy has collected three Quad 2 and three Quad 3 wins through the first 13 contests this season.

The Dorees opened the season at No. 12 in the first NET rankings of the 2025-26 season. The NET is an evaluation tool used by the NCAA Selection Committee to determine seeding and bids.

### UNDEFEATED

Vanderbilt has won all 13 of its games this season, coming into Thursday's SEC opener at Arkansas. The Commodores are one of 11 undefeated teams remaining in NCAA Division I this season, and they are also one of five unbeaten SEC teams.

### SEC OPENERS

Vanderbilt is 24-19 all-time in SEC season-opening games. The Commodores are 7-14 when playing their first conference contest at Memorial Gym. Vanderbilt is 3-1 in SEC openers under head coach Shea Ralph and has won each of their last two conference openers.

### ROAD WARRIORS

The Commodores are 10-6 in SEC road games over the last two seasons. Vandy won a program record six road games in 2023-24. Overall, Vanderbilt is 17-7 in true road games since the 2023-24 season.

### ONE OF THE NATION'S BEST SCORERS

Sophomore Mikayla Blakes heads into Thursday fourth nationally in scoring at 23.9 points per game, which is also the second-best scoring average in the SEC this season. The 5-8 guard has scored 25-plus points in six games this season.

Blakes' current 32-game double-digit scoring streak is the fourth-longest active streak in NCAA Division I and the longest active in the SEC.

### SHOWING RANGE

Vanderbilt ranks 13th in the nation in 3-pointers made per game at 9.7, while its 36.8 percent 3-point field goal percentage is 25th-best in the country.

The Commodores made a school-record 18 3-point field goals in the win over Texas Southern on Dec. 20. Senior Justine Pissott made a personal-best seven shots from behind the arc against the Lady Tigers, which ties her for fifth-most in school history.

### HOT STARTS

A total of five Vandy upperclassmen are off to career-best starts to open the 2025-26 campaign. Senior Justine Pissott (11.5 ppg), junior Aiyana Mitchell (8.4 ppg), graduate Ndjakalenga Mwenentanda (7.9 ppg), junior Aga Makurat (4.5 ppg) and senior Jada Brown (4.6 ppg) are all posting career-high scoring averages through the first 12 games of the season.





## DORE NOTES

### TALL DORES

Vanderbilt has eight players who are 6-2 or taller on its 2025-26 season, with the tallest player being 6-6 center Aalyah Del Rosario. The 2025-26 Commodores hold an average height of 6-1, a growth spurt of four inches compared to their team average height of 5-10 from a season ago.

The increase in height on the roster has allowed the Dore to rank 27th in the NCAA in blocks per game at 5.2. Junior Aiyana Mitchell is eighth in the SEC in blocks with 19, which also ranks 71st in all of NCAA Division I, while her 1.46 blocks per game is 10th-best in the conference.

### BALANCED SCORING

Vanderbilt has had three or more players score double-digit points in all 13 games to open the 2025-26 season. Recently, the Commodores had all six players record double-figure points in the Dec. 28 win over Stonehill.

### DORES PUTTING UP THE POINTS

Vanderbilt is putting up 87.1 points per game through 13 contests this season, which is the 14th-highest scoring average in the nation. The Dore have scored 85-plus points in eight games this season, while they've eclipsed the 80-point plateau in nine of the last 10 games coming into Thursday. On Dec. 28, Vandy posted a 109-50 win over Stonehill, as the 109 point are the most the Dore have scored in a game under head coach Shea Ralph.

### TEAMWORK MAKES THE DREAM WORK

The Commodores rank in the top 10 nationally in assists per game and assist-to-turnover ratio. Vanderbilt is seventh in the nation in assists per game at 21.3, while the Dore's 1.76 assist-to-turnover ratio ranks eighth in NCAA Division I.

Freshman Aubrey Galvan (14th; 3.10) ranks in the top 15 nationally in assist-to-turnover ratio and also sits in the top 10 in the country in assists (9th; 93) and assists per game (10th; 7.2). Galvan leads all freshmen nationally in assists per game and total assists.

## GAME-BY-GAME STARTERS

Team	G	G	G	F	F	Result
vs. California	Galvan	Blakes	Mwenentanda	Pissott	Washington	W, 74-65
Furman	Galvan	Blakes	Mwenentanda	Pissott	Washington	W, 96-48
at Austin Peay	Galvan	Blakes	Mwenentanda	Pissott	Washington	W, 75-65
at Western Ky.	Galvan	Blakes	Mwenentanda	Pissott	Washington	W, 87-49
Alabama State	Galvan	Blakes	Mwenentanda	Pissott	Washington	W, 92-38
Tennessee State	Galvan	Blakes	Mwenentanda	Pissott	Washington	W, 99-43
vs. Oregon State	Galvan	Blakes	Mwenentanda	Pissott	Washington	W, 88-66
vs. BYU	Galvan	Blakes	Mwenentanda	Pissott	Washington	W, 84-71
Virginia	Galvan	Blakes	Mwenentanda	Pissott	Washington	W, 81-68
South Florida	Galvan	Blakes	Mwenentanda	Pissott	Washington	W, 87-58
UAlbany	Galvan	Blakes	Mwenentanda	Pissott	Washington	W, 64-35
Texas Southern	Galvan	Blakes	Mwenentanda	Pissott	Washington	W, 96-46
Stonehill	Galvan	Blakes	Mwenentanda	Pissott	Washington	W, 109-50

### LINEUP RECORDS

Galvan/Blakes/Mwenentanda/Pissott/Washington 13-0

## STAT SUPERLATIVES

### MOST GAMES PLAYED

116 • NDJAKALENGA MWENENTANDA\*

### MOST GAMES PLAYED AT VANDERBILT

112 • SACHA WASHINGTON

### MOST GAMES STARTED

85 • SACHA WASHINGTON

### MOST GAMES STARTED AT VANDERBILT

85 • SACHA WASHINGTON

### MOST CONSECUTIVE GAMES PLAYED

47 • AIYANA MITCHELL

### MOST CONSECUTIVE GAMES STARTED

18 • MIKAYLA BLAKES

### GAMES W/ DOUBLE-DIGIT POINTS

	2025-26	CAREER
MIKAYLA BLAKES	13	45
SACHA WASHINGTON	8	57
JUSTINE PISSOTT*	8	17
AUBREY GALVAN	7	7
AIYANA MITCHELL	6	8
NDJAKALENGA MWENENTANDA*	5	23
AGA MAKURAT	2	6
JADA BROWN	2	4
AVA BLACK	1	1
MADISON GREENE	--	13
AALYAH DEL ROSARIO*	--	4

### 20-PLUS POINT GAMES 2025-26 CAREER

MIKAYLA BLAKES	9	30
AGA MAKURAT	1	1
JUSTINE PISSOTT	1	1
SACHA WASHINGTON	--	6
MADISON GREENE	--	1
AALYAH DEL ROSARIO*	--	1

### 30-PLUS POINT GAMES 2025-26 CAREER

MIKAYLA BLAKES	2	7
SACHA WASHINGTON	--	1

### 40-PLUS POINT GAMES 2025-26 CAREER

MIKAYLA BLAKES	--	2
----------------	----	---

### 50-PLUS POINT GAMES 2025-26 CAREER

MIKAYLA BLAKES	--	2
----------------	----	---

### GAMES W/ DOUBLE-DIGIT REBOUNDS

	2025-26	CAREER
SACHA WASHINGTON	3	30
AIYANA MITCHELL	2	2
MIKAYLA BLAKES	1	1
JUSTINE PISSOTT	1	1
AALYAH DEL ROSARIO*	--	2
NDJAKALENGA MWENENTANDA*	--	1

### DOUBLE-DOUBLES 2025-26 CAREER

SACHA WASHINGTON	2	24
MIKAYLA BLAKES	1	1
AIYANA MITCHELL	1	1
AUBREY GALVAN	1	1
JUSTINE PISSOTT	1	1
AALYAH DEL ROSARIO*	--	1
NDJAKALENGA MWENENTANDA*	--	1

### CURRENT DOUBLE-DIGIT SCORING STREAK

32 • MIKAYLA BLAKES

### CONSECUTIVE GAMES W/ MADE 3-POINTER

20 • MIKAYLA BLAKES

### CONSECUTIVE GAMES W/ AN ASSIST

30 • MIKAYLA BLAKES

### CONSECUTIVE GAMES W/ A STEAL

12 • MIKAYLA BLAKES

### CONSECUTIVE GAMES W/ A BLOCK

3 • AALYAH DEL ROSARIO

\* PLAYED AT ANOTHER SCHOOL







## PLAYER QUICK NOTES

**1 • MIKAYLA BLAKES**

G • 5-8 • So. • Somerset, N.J. (Rutgers Prep HS)  
Medicine, Health & Society

	GP-GS	MIN/G	FG%	3FG%	FT%	R/G	A/G	STL	BLK	PTS/G
<b>25-26</b>	13-13	31.3	.468	.326	.800	4.0	3.8	3.8	0.4	23.9
<b>CAREER</b>	46-45	31.9	.460	.338	.862	3.6	3.4	2.8	0.3	23.5

- Ranks 4th in NCAA in scoring at 23.9 ppg
- Her 32-game double-digit scoring streak is the 4th-longest active in NCAA
- NCAA Freshman Single-Game Scoring Record Holder w/ 55 pts at Auburn on 2/16/25
- SEC & Vanderbilt Single-Game Scoring Record Holder (55 pts, at Auburn, 2/16/25)
- Six-time All-American & USBWA National FOTY ('25)
- Scored double figures in 45 of her 46 career gms

**TOP GAMES**

'25-26 SEASON	CAREER
<b>PTS</b> 35 • vs. Oregon St. (11/27/25)	<b>PTS</b> 55 • at Auburn (02/16/25)
<b>REB</b> 10 • at Western Ky. (11/19/25)	<b>REB</b> 10 • at Western Ky. (11/19/25)
<b>AST</b> 7 • 2x, Last: Stonehill (12/28/25)	<b>AST</b> 8 • Hampton (11/20/24)

**2 • JADA BROWN**

G • 5-8 • Sr. • Bentonville, Ark. (Bentonville HS)  
Human & Organizational Development • (Jay-Duh)

	GP-GS	MIN/G	FG%	3FG%	FT%	R/G	A/G	STL	BLK	PTS/G
<b>25-26</b>	13-0	20.5	.370	.345	.909	1.4	1.7	1.3	0.1	4.6
<b>CAREER</b>	77-22	14.4	.311	.299	.829	1.0	0.8	0.5	0.0	2.9

- Kay Yow Servant Leadership Recipient
- Scored season-high 10 points vs. Furman (11/10/25)
- Averaging career-best 4.6 ppg in '25-26
- Two-time SEC Winter Academic Honor Roll
- TikTok account generated 5.7 millions likes & 109,000 followers

**TOP GAMES**

'25-26 SEASON	CAREER
<b>PTS</b> 12 • Stonehill (12/28/25)	<b>PTS</b> 12 • 2x, Last: Stonehill (12/28/25)
<b>REB</b> 3 • vs. Oregon St. (11/27/25)	<b>REB</b> 4 (4x) • Last: Radford (12/31/22)
<b>AST</b> 4 • Alabama State (11/21/25)	<b>AST</b> 5 • Tarleton State (11/15/22)

**3 • AUBREY GALVAN**

G • 5-6 • Fr. • Deerfield, Ill. (Wilmette Loyola Academy)  
Undeclared

	GP-GS	MIN/G	FG%	3FG%	FT%	R/G	A/G	STL	BLK	PTS/G
<b>25-26</b>	13-13	32.6	.379	.323	.714	3.9	7.2	3.1	0.1	10.2
<b>CAREER</b>	13-13	32.6	.379	.323	.714	3.9	7.2	3.1	0.1	10.2

- Leads all NCAA FR in assists/game (7.2) & ast (86)
- Ranks 9th in NCAA in assists & 10th in assists per gm
- First NCAA player since at least 1999-00 to begin career with 7-plus assists & 7-plus rebounds
- Tied Vandy FR. Single-Gm Records for most assists (15) and steals (9) vs. TSU on Nov. 23, 2025
- Works out with WNBA All-Star Jewell Loyd

**TOP GAMES**

'25-26 SEASON	CAREER
<b>PTS</b> 18 • at APSU (11/12/25)	<b>PTS</b> 18 • at APSU (11/12/25)
<b>REB</b> 9 • vs. California (11/3/25)	<b>REB</b> 9 • vs. California (11/3/25)
<b>AST</b> 15 • Tennessee St. (11/23/25)	<b>AST</b> 15 • Tennessee St. (11/23/25)

**4 • MADISON GREENE**

G • 5-6 • Jr. • Columbus, Ohio (Pickerington Central HS)  
Medicine, Health & Society

	GP-GS	MIN/G	FG%	3FG%	FT%	R/G	A/G	STL	BLK	PTS/G
<b>25-26</b>	--	--	--	--	--	--	--	--	--	--
<b>CAREER</b>	44-4	20.2	.42.9	.35.4	.81.4	2.0	1.3	1.3	0.0	6.8

- Will miss 2025-26 season due to injury
- Scored a career-high 25 pts at Dayton on 12/19/24
- Led the team in points off the bench at 7.3 ppg in '24-25
- First Dore since 2017-18 to score 25-plus pts off the bench
- Double-digit pts off the bench in 8 games in '24-25

**TOP GAMES**

'25-26 SEASON	CAREER
<b>PTS</b> -- -- --	<b>PTS</b> 25 • at Dayton (12/19/24)
<b>REB</b> -- -- --	<b>REB</b> 6 • Alabama A&M (12/29/24)
<b>AST</b> -- -- --	<b>AST</b> 6 • Samford (11/22/24)

**8 • AVA BLACK**

G • 5-11 • Fr. • Auburn, N.H. (Tabor Academy)  
Undeclared

	GP-GS	MIN/G	FG%	3FG%	FT%	R/G	A/G	STL	BLK	PTS/G
<b>25-26</b>	10-0	13.5	.594	.364	.800	3.6	0.8	1.2	0.1	4.6
<b>CAREER</b>	10-0	13.5	.594	.364	.800	3.6	0.8	1.2	0.1	4.6

- Made her Vandy debut vs. Furman (11/10)
- Scored career-high 11 pts vs. Ala. State (11/21)
- Ranked as one of New England's Top Prospects
- First player from N.H. in program history
- Attended '23 USA WBB U16 National Trials

**TOP GAMES**

'25-26 SEASON	CAREER
<b>PTS</b> 11 • Alabama State (11/21/25)	<b>PTS</b> 11 • Alabama State (11/21/25)
<b>REB</b> 6 • 2x, Last: Tenn. St. (11/23/25)	<b>REB</b> 6 • 2x, Last: Tenn. St. (11/23/25)
<b>AST</b> 2 • 2x, Last: Tenn. St. (11/23/25)	<b>AST</b> 2 • 2x, Last: Tenn. St. (11/23/25)

**11 • MONIQUE WILLIAMS**

F • 6-3 • Fr. • Perth, Australia (Willeton Senior HS)  
Undeclared • (Moh-NEEK)

	GP-GS	MIN/G	FG%	3FG%	FT%	R/G	A/G	STL	BLK	PTS/G
<b>25-26</b>	8-0	5.1	.375	1.000	.333	0.4	0.1	0.0	0.0	1.1
<b>CAREER</b>	8-0	5.1	.375	1.000	.333	0.4	0.1	0.0	0.0	1.1

- Made her Vandy debut vs. Furman (11/10)
- Enrolled after the 2024 Fall semester and begins her in '25-26 with four years of eligibility
- Helped Australia win Silver at the FIBA U20 Women's World Cup & Gold at the FIBA U18 Women's Asia Cup
- Second player from Australia in program history

**TOP GAMES**

'25-26 SEASON	CAREER
<b>PTS</b> 3 • Texas Southern (12/20/25)	<b>PTS</b> 3 • Texas Southern (12/20/25)
<b>REB</b> 2 • Alabama State (11/21/25)	<b>REB</b> 2 • Alabama State (11/21/25)
<b>AST</b> -- -- --	<b>AST</b> -- -- --

**13 • JUSTINE PISSOTT**

G/F • 6-4 • Sr. • Toms River, N.J. (Tennessee)  
Human & Organizational Development • (Pih-SOT)

	GP-GS	MIN/G	FG%	3FG%	FT%	R/G	A/G	STL	BLK	PTS/G
<b>25-26</b>	13-13	26.7	.466	.447	.750	4.6	2.8	0.6	0.6	11.5
<b>CAREER</b>	96-41	15.2	.391	.377	.735	2.0	0.9	0.3	0.3	5.3

- Appeared in 69 games and made 41 starts at Vanderbilt
- Holds a 39.6% 3-point field goal % at Vandy
- Averaging career-best 11.5 ppg in '25-26
- 2nd in SEC & 26th in NCAA in 3-Pt Per Gm (2.9)
- Played at Tennessee as a FR & is the first-known Vandy player to transfer from UT

**TOP GAMES**

'25-26 SEASON	CAREER
<b>PTS</b> 25 • Texas Southern (12/20/25)	<b>PTS</b> 25 • Texas Southern (12/20/25)
<b>REB</b> 10 • vs. BYU (11/29/25)	<b>REB</b> 10 • vs. BYU (11/29/25)
<b>AST</b> 6 • Furman (11/10/25)	<b>AST</b> 6 • Furman (11/10/25)

**14 • AIYANA MITCHELL**

F • 6-4 • Jr. • Colorado Springs, Colo. (Fountain-Carson HS)  
Medicine, Health & Society • (EYE-On-Uh)

	GP-GS	MIN/G	FG%	3FG%	FT%	R/G	A/G	STL	BLK	PTS/G
<b>25-26</b>	13-0	17.0	.694	.000	.657	5.6	0.9	1.0	1.5	8.4
<b>CAREER</b>	61-1	10.7	.601	.000	.630	2.9	0.4	0.5	0.7	4.0

- Leads the team pts off bench at 8.4 ppg
- Ranks 8th in SEC & 71st in NCAA in Blocks (19)
- Scored double-digits in three-straight games off the bench to begin 2025-26
- Shooting 69.4 percent from the field in '25-26
- Played in a team-best 47-straight games

**TOP GAMES**

'25-26 SEASON	CAREER
<b>PTS</b> 14 • UAlbany (12/18/25)	<b>PTS</b> 14 • UAlbany (12/18/25)
<b>REB</b> 10 • vs. California (11/3/25)	<b>REB</b> 10 • vs. California (11/3/25)
<b>AST</b> 3 • vs. California (11/3/25)	<b>AST</b> 3 • vs. California (11/3/25)

**15 • NDJAKALENGA MWENENTANDA**

G • 6-2 • Sr. • Sioux Falls, S.D. (Texas)  
Undeclared • (JACK-UH-LANG-UH MWEN-EN-TAWN-DUH)

	GP-GS	MIN/G	FG%	3FG%	FT%	R/G	A/G	STL	BLK	PTS/G
<b>25-26</b>	13-13	19.4	.521	.364	.840	2.8	1.0	0.8	0.5	7.9
<b>CAREER</b>	116-31	14.1	.433	.224	.725	2.3	0.8	0.5	0.4	4.9

- Averaging a career-best 7.9 ppg & 52.1 FG% in '25-26
- Made a personal-best 83-Pt FGs in '25-26
- Transferred to Vandy after three seasons at Texas
- Ndjakalenga mean "A gift of luck" from her mom's Luba tribe in Democratic Republic of the Congo
- Won 3 Big 12 titles (2 tour., 1 reg.) and 1 SEC reg. season title at Texas
- Played in 10 NCAA Tour. games and 2 Elite Eights

**TOP GAMES**

'25-26 SEASON	CAREER
<b>PTS</b> 16 • 2x, Last: Virginia (12/03/25)	<b>PTS</b> 19 • Illinois (03/24/25)
<b>REB</b> 7 • Virginia (12/03/25)	<b>REB</b> 11 • at Miss. State (02/27/25)
<b>AST</b> 4 • Furman (11/10/25)	<b>AST</b> 4 • 5x, Last: Furman (11/10/25)

**24 • AGA MAKURAT**

G • 6-2 • Jr. • Sierakowice, Poland (Sopocka Akademia Tenisowa)  
Human & Organizational Development • (AH-Gah MOCK-ew-RAH)

	GP-GS	MIN/G	FG%	3FG%	FT%	R/G	A/G	STL	BLK	PTS/G
<b>25-26</b>	13-0	11.7	.423	.382	1.000	2.0	0.8	0.5	0.3	4.5
<b>CAREER</b>	60-3	12.7	.355	.325	.824	1.7	0.7	0.3	0.4	3.9

- Scored a career-high 21 pts vs. Ala. St. (11/21)
- Averaging a career-best 4.5 ppg in '25-26
- Member of the Polish National Team
- First player from Poland in program history
- Appeared in 60 career games with three starts at Vanderbilt

**TOP GAMES**

'25-26 SEASON	CAREER
<b>PTS</b> 21 • Alabama State (11/21/25)	<b>PTS</b> 21 • Alabama State (11/21/25)
<b>REB</b> 5 • 2x, Last: UAlbany (12/18/25)	<b>REB</b> 7 • at South Carolina (1/28/24)
<b>AST</b> 3 • Tennessee State (11/23/25)	<b>AST</b> 3 • 4x, Last: Tenn. St. (11/23/24)



## PLAYER QUICK NOTES




### 30 • TRINITY WILSON

F • 6-3 • So. • Lakeville, Minn. (Lakeville North HS)  
Human & Organizational Development

	GP-GS	MIN/G	FG%	3FG%	FT%	R/G	A/G	STL	BLK	PTS/G
25-26	4-0	3.4	1.000	.000	.750	0.8	0.3	0.3	0.0	1.3
CAREER	16-0	4.3	.409	.000	.571	1.1	0.6	0.1	0.1	1.4

- Made season debut vs. Furman (11/10)
- Played in 16 games, all off the bench, at Vanderbilt
- Scored career-best 6 pts vs. West Ga. (12/21/24)
- Fourth player from Minnesota in program history and first since 2016-17



### 32 • AALYAH DEL ROSARIO

C • 6-6 • Jr. • Santo Domingo, D.R. (LSU)  
Undeclared • (Ah-LEE-UH)

	GP-GS	MIN/G	FG%	3FG%	FT%	R/G	A/G	STL	BLK	PTS/G
25-26	11-0	7.2	.500	.000	.500	1.6	1.0	0.3	1.0	2.3
CAREER	76-1	8.8	.503	.000	.543	2.7	0.3	0.3	0.6	3.3

- Transferred to Vanderbilt after two seasons at LSU
- Played in 65 games with one start with the Tigers
- Appeared in six NCAA Tournament games and has played in the Elite 8 in each of the last two seasons with the Tigers
- First player from Dominican Republic in program history



### 35 • SACHA WASHINGTON

F • 6-2 • Gr. • Lawrenceville, Ga. (Collins Hill HS)  
Human & Organizational Development • (Sah-SHUH)

	GP-GS	MIN/G	FG%	3FG%	FT%	R/G	A/G	STL	BLK	PTS/G
25-26	13-13	20.1	.549	.000	.727	6.9	1.4	1.5	0.8	9.5
CAREER	112-85	24.3	.493	.000	.648	7.2	1.1	1.1	1.1	10.1

- Leads team in rebounding (6.9 rpg)
- Active SEC leader in career rebounds w/ 810
- Only active SEC player w/ over 1,000 pts, 805 reb. and 100 blocks in their career
- One of seven active SEC players w/ 1,000-plus career points
- Leads Vandy in career games played w/ 112
- Ranks 29th in school history w/ 1,132 pts
- Has 24 career double-doubles



### HC • SHEA RALPH

Fifth Season • UConn '01  
7-Time NCAA National Champion • 2000 NCAA Tournament MOP

- 86-59 overall record through five seasons at Vanderbilt
- Led the Commodores to each of the last two NCAA Tournaments, marking the first time Vanderbilt has earned consecutive March Madness bids since going to 15-straight from 1999-2014
- First Vanderbilt women's coach to defeat Tennessee twice in the same season (2024-25)
- Guided Vanderbilt to its first NCAA Tournament bid since the 2014 NCAA Tournament in 2023-24 and posted the Dores' first NCAA Tournament victory since 2013
- Posted the largest win improvement from one season to next in school history during the 2023-24 season, as Vandy's 23 victories marked an 11-win improvement from 2022-23
- Guided Vandy to a school record six SEC road wins in '23-'24
- Six players have earned All-SEC honors under Ralph

### TOP GAMES

'25-26 SEASON	CAREER
PTS 2 • 2x, Last: Stonehill (12/28/25)	PTS 6 • West Georgia (12/21/24)
REB -- • --	REB 5 (2x) • Last: APSU (11/8/24)
AST 1 • Texas Southern (12/20/25)	AST 1 (6x) • Last: Tx South (12/20/25)

### TOP GAMES

'25-26 SEASON	CAREER
PTS 5 • 2x, Last: at WKU (11/19/25)	PTS 27 • McNeese St. (12/12/23)
REB 5 • Alabama State (11/21/25)	REB 10 (2x) • Last: Coppin St. (12/20/23)
AST 2 • 3x, Last: Tx South (12/20/25)	AST 2 • 4x, Last: Tx South (12/20/25)

### TOP GAMES

'25-26 SEASON	CAREER
PTS 16 • South Florida (12/15/25)	PTS 33 • vs. La. Tech (12/03/22)
REB 12 • vs. BYU (11/29/25)	REB 17 • Fairfield (11/12/23)
AST 6 • vs. BYU (11/29/25)	AST 7 • Fairfield (11/12/23)

### RALPH COACHING CAREER AT VANDERBILT

SEASON	OVERALL	SEC	SEC FINISH	POSTSEASON
2021-22	16-19	4-12	T-12th	WNIT, Sweet 16
2022-23	12-19	3-13	12th	--
2023-24	23-10	9-7	6th	NCAA, 1st Rd
2024-25	22-11	8-8	T-8th	NCAA, 1st Rd
2025-26	13-0	0-0	--	
TOTAL	86-59	24-40		2 NCAA, 1 WNIT

## DORE NOTES

### RECEIVING HIGH MARKS NATIONALLY

Vanderbilt ranks in the top 25 nationally in 13 different categories. That includes winning percentage (1st; 100%), assist per game (7th; 21.3), assist-to-turnover ratio (8th; 1.76), turnover margin (8th; 10.69), scoring margin (11th; 33.1), 3-pointers per game (13th; 9.7), turnovers per game (15th; 12.1), scoring offense (14th; 87.1), steals per game (15th; 13.8), turnovers forced per game (21st; 22.8), field goal percentage (24th; 47.8), scoring defense (25th; 54.0) and 3-point percentage (25th; 36.8), .

### NDJAKALENGA LIGHTS UP FROM DEEP

Graduate Ndjakalenga Mwenentanda has found her stroke from behind the arc to begin her lone season as a Commodore, as the Texas transfer is shooting a career-best 36.4 percent (8-of-22) on 3-point field goals. The 6-2 guard has made eight 3-pointers in 13 games this season, which is one more than she had during her entire 103-game career at Texas.

### MITCH'S BREAKOUT

Junior Aiyana Mitchell has enjoyed a breakout to open the 2025-26 season, as the 6-4 forward is averaging a career-best 8.4 points and 5.6 per game off the bench. Mitchell opened the season with three-straight double-digit scoring performances and recently scored a career-high 16 points vs. Stonehill on Dec. 28.

### TAKING CARE OF BUSINESS AT HOME

The Dores have won 28-straight nonconference home games dating back to the 2022-23 season. Vanderbilt is 41-3 inside Memorial Gym against non-league teams under head coach Shea Ralph. Overall, Vandy is 55-21 at home under Ralph's direction.

### NONCONFERENCE DOMINATION

The Commodores are 62-19 against nonconference foes in the Ralph era. Vanderbilt has won 19 consecutive regular-season games against non-SEC teams.





## DORE NOTES

### **SACHA & MIKAYLA MOVING UP THE VANDY SCORING LIST**

Graduate Sacha Washington and sophomore Mikayla Blakes are each climbing up the Vanderbilt all-time scoring list this season. The Commodore duo are just one of two sets of teammates in the SEC to have scored 1,000-plus career points, joining LSU who has three players.

Washington is currently tied for 29th on Vanderbilt's all-time scoring list with Jence Rhoads (1,132 pts; 2008-11). She needs three points to move into 28th, which is currently occupied by Jillian Danker (1,134 pts; 1999-02) and 23 points to slide into 27th place, currently held by Rachel Bell (1,154; 2015-18).

Blakes, who became the fastest Commodore to score 1,000 career points earlier this season, ranks 34th on Vandy's all-time scoring list with 1,080 points. She is 13 points away from passing Dee Davis (1,092 pts; 2004-07). for 33rd and 14 points from sliding into 32nd, which is currently held by Ashley McElhiney (1,093 pts; 2000-03).

### **AUBREY THE BALLER**

Freshman Aubrey Galvan has made an immediate impact on Vanderbilt, as the 5-6 point guard leads all NCAA Division I freshmen in assists (93) and assist per game (7.2). The Deerfield, Illinois, native ranks in the top 10 nationally in both assists (9th) and assists per game (10th).

Galvan is the first NCAA Division I women's basketball player since at least 1999-00 to register 7-plus assists and 7-plus rebounds in back-to-back games to begin her career. She dished out seven assists and pulled down nine rebounds vs. California in her collegiate debut in Paris, France, on Nov. 3, then had eight assists and seven rebounds vs. Furman on Nov. 10.

The point guard set the Vanderbilt freshman single-game records for most assists and most steals in a game, as Galvan had 15 helpers and nine steals against Tennessee State on Nov. 23.

### **WELL-TRAVELED COMMODORES**

Vanderbilt opened the 2025-26 season with a long excursion, as the Commodores endured a 10-day stretch from Oct. 26 to Nov. 4 where they traveled roughly 9,458 miles.

The Commodores began the season playing in a pair of premier women's basketball events. Vandy defeated Memphis, 104-68, in an exhibition game at the FedExForum for the 2025 Hoops for St. Jude® Tip Off Classic. After making the 424-mile round-trip to Memphis, the Dorees traveled roughly 9,000 miles round-trip to Paris, France for Oui-Play Paris 2025. The Dorees spent Oct. 29-Nov. 4 in the City of Light, and knocked off California, 74-65, on Nov. 3.

### **TV READY**

Vanderbilt has 12 nationally televised games during the 2025-26. Vanderbilt plays on ESPN, ESPN2, or ESPNU a total of six times and will have five games on SEC Network in 2025-26. The Dorees play once on FOX for the Coretta Scott King Classic on Jan. 19.

### **MIKAYLA'S RECORD-SETTING 1,000 POINTS**

Sophomore Mikayla Blakes became the fastest Vanderbilt women's basketball player to score 1,000 career points with a 28-point outing against Virginia in her last time out. Blakes accomplished the feat in 42 games, breaking the previous school record of 57 games held by Chantelle Anderson.

The Vanderbilt All-American is the ninth NCAA women's basketball player to score 1,000 career points in 42 games or fewer since the 1981-82 season. Overall, Blakes is the 13th women's college basketball player to reach the 1,000-point plateau in 42 games or less.

### **BLAKES FEAST ON THANKSGIVING**

Sophomore Mikayla Blakes scored a season-high 35 points in Thursday's win over Oregon State at the Paradise Island Jam. The guard was efficient throughout the evening for the Commodores, as Blake shot 54.5 percent from the field, going 12-of-22. Her 35-point performance against the Beavers marks the seventh time Blakes has registered 30-plus points in her collegiate career, while it is her second 30-point game of this season. All 35 points Blakes scored came in the first three quarters of play, as the Dorees maintained a 20-plus-point lead in the final frame.

### **JUSTINE'S BIG THANKSGIVING WEEKEND**

Senior Justine Pissott had a massive Thanksgiving weekend at the Paradise Jam, as the 6-4 guard was selected to the Island Division All-Tournament team after averaging 17.5 points, 8.0 rebounds and 3.0 assists in a pair of wins to help the Dorees win the Paradise Jam Island Division. She hit nine 3-pointers in total in the U.S. Virgin Islands and shot an even 50 percent from behind the arc.

Pissott recorded her first career double-double in Game 2 at the Paradise Jam, as she tallied 18 points to go along with a personal-best 10 rebounds in a victory over BYU.

### **AUBREY'S RECORD-MATCHING PERFORMANCE AGAINST TSU**

Aubrey Galvan dished out 15 assists and had nine steals to tie the Vandy freshman single-game record in the victory over Tennessee State on Nov. 23. Her 15 helpers against the Tigers matched Ashley Smith's freshman program record, which she set on Nov. 29, 1998, against Hampton. Galvan's nine steals vs. TSU equaled Deborah Denton's record set against New Mexico State on Jan. 4, 1987.

### **DOUBLE TROUBLE AGAINST THE LADY TIGERS**

Graduate Sacha Washington and freshman Aubrey Galvan each had a double-double in Sunday's 99-43 victory over Tennessee State. Washington posted her second double-double of the season with a 13-point, 10-rebound effort against the Lady Tigers, while Galvan flirted with a triple-double, as she scored 16 points to go along with 15 assists and nine steals. It marked the first time a pair of Commodores had a double-double in the same game since Dec. 14, 2024, against Evansville.

### **WASHINGTON'S DOUBLE-DOUBLE IN CLARKSVILLE**

Graduate Sacha Washington recorded a double-double in the win at Austin Peay, as the 6-2 forward scored 10 points and pulled down 10 rebounds. It is Washington's 23rd career double-double at Vanderbilt, while it is her first since March 20, 2024, after she missed last season due to a medical condition.

### **AUBREY IN PARIS**

Freshman Aubrey Galvan flirted with a triple-double in her Vanderbilt debut, as the 5-6 guard collected nine rebounds, seven points and seven assists against California in Paris.

Galvan's nine rebounds are the most by a Commodore freshman in their debut since Koi Love's 10-carom effort against Jacksonville State on Nov. 5, 2019.

Her seven assists are the most by a Vanderbilt freshman in their debut since Minta Spears had seven assists against Mississippi Valley State on Nov. 15, 2015.





## DORE NOTES

### **MITCH'S DOUBLE-DOUBLE OFF THE BENCH IN PARIS**

Junior Aiyana Mitchell collected her first career double-double in the 2025-26 season-opening win over California. The 6-4 forward scored a personal-best 12 points pulled down 10 rebounds and had three assists, blocks and steals each in a career-high 25 minutes off the bench. Mitchell is the first Commodore to register a double-double in a reserve role since Leilani Kapinus had an 11-rebound, 10-point effort against Evansville on Dec. 14, 2024.

### **ELITE SCORER RETURNS**

Vanderbilt sophomore Mikayla Blakes returns the fourth-highest scoring average in all of NCAA Division I, as last year's USBWA Tamika Catchings National Freshman of the Year returns 23.3 points per game from a season ago. Blakes is also the top returning scorer among all returning SEC players this season.

### **WELCOME BACK SACHA**

Vanderbilt graduate Sacha Washington played in her first official game for the Commodores in 957 days in Paris after she redshirted the 2024-25 campaign due to a medical condition. The 6-2 forward registered 10 points, eight rebounds and a team-high four steals in 27 minutes of action. It was her 50th career game with 10 points or more.

### **SEC PROJECTIONS**

Expectations are high for the Commodores coming into the 2025-26 season, as the Commodores had their highest placement in the preseason SEC polls under Shea Ralph. Vanderbilt was selected to finish seventh in the preseason SEC media poll, while the league's coaches projected an eighth-place finish for the Does. Vanderbilt has posted back-to-back non-losing campaigns in SEC play, winning a total of 17 conference games over the last two seasons.

Sophomore Mikayla Blakes earned preseason first-team All-SEC honors from both the coaches and media. The guard is the top returning scorer in the SEC this season, as she averaged 23.3 points per game as a freshman a season ago.

### **ONE OF THE SEC'S BEST RETURNS**

Graduate Sacha Washington returns to action after missing the 2024-25 campaign with a medical issue. Now with a clean bill of health, the 6-2 forward looks to pick up where she left off in 2022-23. Washington is the only active SEC player to collect over 1,000 points, 700 rebounds, and 100 blocks in their career.

She became the 41st Commodore to score 1,000 career points during Vanderbilt's 2024 NCAA Tournament run. She comes into the year having amassed 1,008 points, 720 rebounds, 108 blocks, and 105 assists in 99 career games with 72 starts.

### **2025-26 ROSTER BREAKDOWN**

Vanderbilt returns seven players from last season's squad and rounded out the roster with five newcomers. The Commodores also welcomed back the return of graduate Sacha Washington after she redshirted last season due to a medical condition.

Sophomore Mikayla Blakes is the lone returning starter from last year's 22-win team, while Washington has started in 72 career games at Vanderbilt and has averaged double-digit points in each of her three seasons at Vandy. Along with Blakes, the Commodores bring back Jada Brown, Madison Greene, Justine Pissott, Aiyana Mitchell, Aga Makurat and Trinity Wilson.

The Does brought in a pair of NCAA Division I transfers and three high schoolers. Graduate Ndjakalenga Mwenentanda and junior Aalyah Del Rosario bring ample March Madness experience, playing in a combined 16 NCAA Tournament games. Mwenentanda, a 6-2 guard, comes to the Music City after a three-year tenure at Texas, where she started for the Longhorns in the Sweet 16, Elite 8 and Final Four. Del Rosario, a 6-6 center, transferred in from LSU, where she was an All-SEC freshman team selection in 2023-24.

Freshmen Ava Black, Aubrey Galvan and Monique Williams round out the roster. Williams enrolled at Vanderbilt for the 2025 Spring semester and practiced with the team. Black and Galvan come to the program with high profiles, with Black being ranked as one of New England's top prospects and Galvan being the MaxPreps Illinois Player of the Year.



## 2025-26 HONORS & AWARDS

### **MIKAYLA BLAKES** • So. • 5-8 • G • Somerset, N. J.

- TWSA Player of the Week (Dec. 9)
- NCAA Starting Five (Dec. 9)
- SEC Co-Player of the Week (Dec. 2)
- USBWA Ann Meyers Drysdale National Players of the Week (Dec. 2)
- Paradise Jam Island Division MVP (Nov. 29)
- Paradise Jam Island Division All-Tournament Team (Nov. 29)
- USBWA Ann Meyers Drysdale Player of the Year Preseason Watch List (Nov. 7)
- WBCA Wade Trophy Player Watch List (Nov. 5)
- USA Today Sports Network Preseason All-America Second Team (Oct. 31)
- Jersey Mike's Naismith Trophy Women's College Player of the Year Watch List (Oct. 30)
- The Athletic Preseason All-America First Team (Oct. 28)
- Preseason Ann Meyers Drysdale Shooting Guard of the Year Award Watch List (Oct. 28)
- Preseason All-SEC First Team - Coaches (Oct. 22)
- Preseason All-SEC First Team - Media (Oct. 13)

### **SACHA WASHINGTON** • Gr. • 6-2 • F • Lawrenceville, Ga.

- Preseason Katrina McLain Power Forward of the Year Award Watch List (Oct. 30)

### **AALYAH DEL ROSARIO** • Jr. • 6-6 • C • Santo Domingo, D.R.

- Preseason Lisa Leslie Center of the Year Award Watch List (Oct. 31)

### **JADA BROWN** • Sr. • 5-8 • G • Bentonville, Ark.

- Kay Yow Servant Leader Award

### **AUBREY GALVAN** • Fr. • 5-6 • G • Deerfield, Ill.

- SEC Co-Freshman of the Week (Nov. 25)
- NCAA Starting Five (Nov. 25)

### **JUSTINE PISSOTT** • Sr. • 6-4 • G/F • Toms River, N.J.

- Paradise Jam Island Division All-Tournament Team (Nov. 29)

## HONORS & AWARDS NOTES

### **BLAKES NAMED SEC PLAYER OF THE WEEK (DEC. 2)**

Mikayla Blakes' Thanksgiving weekend feast at the 2025 U.S. Virgin Islands Paradise Jam earned her SEC Co-Player of the Week honors, as the All-American captures her first weekly award from the conference this season.

Blakes was named the Island Division MVP at the Paradise Jam after averaging 31.0 points, 5.0 assists, 4.0 rebounds and 3.0 steals per game. Her efforts helped the Commodores go 2-0 in the U.S. Virgin Islands to win the Island Division title. The Vanderbilt guard shares the SEC Player of the Week honor with Rori Harmon of Texas.

It is the second time that the sophomore has won SEC Player of the Week, as she previously earned the distinction during her freshman campaign on Feb. 11, 2025. It is Blakes' ninth SEC weekly award in her career, as she was named SEC Freshman of the Week a school-record seven times last season.

### **BLAKES SELECTED TO USBWA ANN MEYERS DRYSDALE NATIONAL PLAYERS OF THE WEEK (DEC. 2)**

Blakes' high-end performance in the U.S. Virgin Islands also earned her a spot on the USBWA Ann Meyers Drysdale National Players of the Week honors. She was one of five players named to this week's squad. It is the first time this season she has been selected to the USBWA's national team of the week.

### **GALVAN NAMED SEC FRESHMAN OF THE WEEK (NOV. 25)**

Aubrey Galvan was named the SEC Co-Freshman of the Week after she tied a pair of school freshman single-game records.

The point guard matched the Vanderbilt freshman single-game record for assists, as well as the freshman single-game record for most steals against Tennessee State. The point guard recorded 15 assists and nine steals against the Lady Tigers in last Sunday's 99-43 victory.

Her 15 helpers vs. TSU matched Ashley Smith's Vanderbilt freshman record for most assists in a game, which she set on Nov. 29, 1998, against Hampton. Her nine steals equaled Deborah Denton's freshman single-game record set against New Mexico State on Jan. 4, 1987.

The Deerfield, Illinois, native averaged 10.3 assists, 7.7 points, 3.7 steals and 3.3 rebounds to help No. 17-ranked Vanderbilt go 3-0 this past week. The guard dished out eight or more assists in all three contests, as she shares SEC Freshman of the Week honors with Alabama's Ace Austin.

### **TRIO OF DORES RECEIVE PRESEASON HONORS**

Vanderbilt had three players selected to a preseason watchlist for the Naismith Basketball Hall of Fame Starting 5 Awards. Graduate Sacha Washington was named to the Katrina McClain Power Forward of the Year Award, while sophomore Mikayla Blakes was selected to the Ann Meyers-Drysdale Shooting Guard of the Year Award and junior Aalyah Del Rosario earned a spot on the Lisa Leslie Center of the Year Award.



## SEC WEEKLY AWARDS

### SEC PLAYER OF THE WEEK

**Week 1:** Liv McGill, Florida  
**Week 2:** Joyce Edwards, South Carolina  
**Week 3:** Clara Strack, Kentucky  
**Week 4:** Mikayla Blakes, Vanderbilt/Rori Harmon, Texas  
**Week 5:** Madina Okot, Mississippi State  
**Week 6:** Raegan Beers, Oklahoma/Madison Booker, Texas  
**Week 7:** Joyce Edwards, South Carolina  
**Week 8:** Favour Nwaedozi, Mississippi St./ Me'Arah O'Neal, Florida

### SEC FRESHMAN OF THE WEEK

**Week 1:** Bonnie Deas, Arkansas  
**Week 2:** Aaliyah Chavez, Oklahoma  
**Week 3:** Aubrey Galvan, Vanderbilt/Ace Austin, Alabama  
**Week 4:** Aaliyah Chavez, Oklahoma  
**Week 5:** Aaliyah Chavez, Oklahoma  
**Week 6:** Aaliyah Chavez, Oklahoma/Mia Pauldo, Tennessee  
**Week 7:** Harissoum Coulibaly, Auburn/Grace Knox, LSU  
**Week 8:** Jaylah Lampley Mississippi State



**WOMEN'S  
BASKETBALL**

## SEC PRESEASON POLLS

### 2025-26 PRESEASON SEC WOMEN'S BASKETBALL COACHES POLL

- |                   |                       |
|-------------------|-----------------------|
| 1) Texas          | 9) Alabama            |
| 2) South Carolina | 10) Florida           |
| 3) LSU            | 11) Georgia           |
| 4) Oklahoma       | 12) Mississippi State |
| 5) Tennessee      | 13) Texas A&M         |
| 6) Ole Miss       | 14) Missouri          |
| 7) Kentucky       | 15) Auburn            |
| 8) Vanderbilt     | 16) Arkansas          |

### SEC PRESEASON PLAYER OF THE YEAR - COACHES

Madison Booker, Texas

### ALL-SEC FIRST TEAM - COACHES

Flau'Jae Johnson, LSU  
 Mikaylah Williams, LSU  
 Raegan Beers, Oklahoma  
 Joyce Edwards, South Carolina  
 Ta'Niya Latson, South Carolina  
 Talaysia Cooper, Tennessee  
 Madison Booker, Texas  
 Mikayla Blakes, Vanderbilt

### ALL-SEC SECOND TEAM - COACHES

Essence Cody, Alabama  
 Liv McGill, Florida  
 Teonni Key, Kentucky  
 Clara Strack, Kentucky  
 MiLaysia Fulwiley, LSU  
 Cotie McMahon, Ole Miss  
 Payton Verhulst, Oklahoma  
 Rori Harmon, Texas

### 2025-26 PRESEASON SEC WOMEN'S BASKETBALL MEDIA POLL

- |                   |                       |
|-------------------|-----------------------|
| 1) South Carolina | 9) Alabama            |
| 2) Texas          | 10) Mississippi State |
| 3) LSU            | 11) Florida           |
| 4) Tennessee      | 12) Georgia           |
| 5) Oklahoma       | 13) Missouri          |
| 6) Ole Miss       | 14) Texas A&M         |
| 7) Vanderbilt     | 15) Auburn            |
| 8) Kentucky       | 16) Arkansas          |

### SEC PRESEASON PLAYER OF THE YEAR - MEDIA

Madison Booker, Texas

### ALL-SEC FIRST TEAM - MEDIA

Flau'Jae Johnson, LSU  
 Reagan Beers, Oklahoma  
 Joyce Edwards, South Carolina  
 Madison Booker, Texas  
 Mikayla Blakes, Vanderbilt

### ALL-SEC SECOND TEAM - MEDIA

Clara Strack, Kentucky  
 Mikaylah Williams, LSU  
 Cotie McMahon, Ole Miss  
 Ta'Niya Latson, South Carolina  
 Talaysia Cooper, Tennessee  
 Rori Harmon, Texas





## 2025-26 STATISTICAL RANKINGS

Statistic	RANKING (as of Dec. 30)		
	NCAA	SEC	VALUE
Assist/Turnover Ratio (359 ranked)	8	3	1.76
Assists Per Game (359 ranked)	7	2	21.3
Bench Points Per Game (359 ranked)	97	6	24.1
Blocks Per Game (359 ranked)	27	8	5.2
Field Goal Percentage (359 ranked)	24	7	47.8
Field Goal Percentage Defense (359 ranked)	45	10	36.0
Fouls Per Game (359 ranked)	40	5	14.2
Free Throw Attempts Per Game (359 ranked)	163	13	17.38
Free Throw Percentage (359 ranked)	71	4	74.3
Free Throws Made Per Game (359 ranked)	122	12	12.92
Rebound Margin (359 ranked)	62	12	6.8
Rebounds (Defensive) Per Game (359 ranked)	205	15	25.1
Rebounds (Offensive) Per Game (359 ranked)	45	8	15.0
Rebounds Per Game (359 ranked)	88	13	40.08
Scoring Defense (359 ranked)	25	10	54.0
Scoring Margin (359 ranked)	11	5	33.1
Scoring Offense (359 ranked)	14	5	87.1
Steals Per Game (359 ranked)	15	3	13.8
Three Point Attempts Per Game (359 ranked)	34	3	26.3
Three Point Percentage (359 ranked)	25	5	36.8
Three Point Percentage Defense (359 ranked)	107	6	28.5
Three Pointers Per Game (359 ranked)	13	2	9.7
Turnover Margin (359 ranked)	8	3	10.69
Turnovers Forced Per Game (359 ranked)	21	4	22.77
Turnovers Per Game (359 ranked)	15	4	12.1
Winning Percentage (354 ranked)	1	1	100.0

## INDIVIDUAL

	RANKING (as of Dec. 30)		
	NCAA	SEC	VALUE
<b>MIKAYLA BLAKES</b>			
Assist/Turnover Ratio	97	14	1.85
Assists	121	14	50
Assists Per Game	137	14	3.8
Field Goal Attempts	6	2	231
Field Goal Percentage	135	19	46.8
Field Goal Made	11	4	108
Free Throw Attempts	26	4	80
Free Throw Percentage	140	7	80.0
Free Throw Made	19	3	64
Points Scored	5	2	311
Points Per Game	4	2	23.9
Steals	6	2	50
Steals Per Game	6	2	3.85
Three Point Attempts	35	4	95
Three Point Percentage	189	13	32.6
Three Pointers Made	79	8	31
Three Pointers Per Game	95	8	2.38
<b>AUBREY GALVAN</b>			
Assist/Turnover Ratio	14	4	3.10
Assists	9	3	93
Assists Per Game	10	4	7.2
Minutes Per Game	129	4	32.61
Steals	20	6	40
Steals Per Game	29	7	3.08
<b>JUSTINE PISSOTT</b>			
Three Point Attempts	75	6	85
Three Point Percentage	32	4	44.7
Three Pointers Made	22	2	38
Three Pointers Per Game	26	2	2.92
<b>SACHA WASHINGTON</b>			
Rebounds Per Game	221	18	6.9
<b>AIYANA MITCHELL</b>			
Blocks	71	8	19
Blocks Per Game	78	10	1.46
<b>AALYAH DEL ROSARIO</b>			
Blocks Per Game	205	21	1.00

## 2025-26 LEADERS &amp; MISCELLANEOUS STATS

## Leading Scorer • Season

Mikayla Blakes • 23.9 ppg

## Leader in FG% • Season

Aiyana Mitchell • 69.4% (43-62)

## Leader in FT% • Season

Mikayla Blakes • 80.0% (64-80)

## Leader in 3P FG% • Season

Justine Pissott • 44.7% (38-85)

## Leader in 3P FGM • Season

Justine Pissott • 38

## Leading Rebounder • Season

Sacha Washington • 6.9 rpg

## Leader in Assists • Season

Aubrey Galvan • 7.2 apg

## Leader in Steals • Season

Mikayla Blakes • 3.8 spg

## Leader in Blocks • Season

Aiyana Mitchell • 1.5 bpg

## 20-Pt Scoring Games

Mikayla Blakes • 9

Aga Makurat • 1

Justine Pissott • 1

## 30-Pt Scoring Games

Mikayla Blakes • 2

## 40-Pt Scoring Games

--

## 50-Pt Scoring Games

--

## Ind. High Points • Game

35 • Mikayla Blakes  
vs. Oregon State (11/27/25)

## Ind. High Rebounds • Game

12 • Sacha Washington  
vs. BYU (11/29/25)

## Ind. High FTM • Game

12 • Mikayla Blakes  
Virginia (12/3/25)

## Ind. High 3P FGM • Game

7 • Justine Pissott  
vs. Texas Southern (12/20/25)

## Ind. High Assists • Game

15 • Aubrey Galvan  
Tennessee State (11/23/25)

## Ind. High Blocks • Game

4 • Aiyana Mitchell (3x)  
UAlbany (12/18/25)

## Ind. High Steals • Game

9 • Aubrey Galvan  
Tennessee State (11/23/25)

## Longest Scoring Run

27-0 • vs. Tennessee State (11/23/25)

## Longest Opp. Scoring Run

13-0 • vs. Oregon State (11/27/25)

## Largest Margin of Victory

59 pts • 109-50 • Stonehill (12/28/25)

## Largest Halftime Lead

46 pts • 56-10 • Tennessee St. (11/23/25)

## Largest Halftime Deficit

2 pts • 31-33 • vs. California (11/03/25)

## Largest Halftime Deficit in a Win

2 pts • 31-33 • vs. California (11/03/25)

## Largest Halftime Lead in a Loss

--

## Largest Vandy Lead

64 pts • 101-37 • Stonehill (12/28/25)

## Largest Vandy Deficit

16 pts • 16-32 • vs. BYU (11/29/25)

## Largest Vandy Lead in a Loss

--

## Largest Vandy Deficit in a Win

16 pts • 16-32 • vs. BYU (11/29/25)

## Largest 2nd Half Deficit in a Win

2 pts • 35-37 • vs. California (11/03/25)

## 2025-26 SCORING HIGH-LOW QUARTERS

## Most 1st Quarter Points Scored

34 • Stonehill • 12/28/25

## Most 1st Quarter Points Scored (SEC Games)

--

## Fewest 1st Quarter Points Scored

11 • South Florida • 12/15/25

## Fewest 1st Quarter Points Scored (SEC Games)

--

## Most 2nd Quarter Points Scored

27 • South Florida • 12/15/25

## Most 2nd Quarter Points Scored (SEC Games)

--

## Fewest 2nd Quarter Points Scored

13 • 2x, Last: Alabama State • 11/21/25

## Fewest 2nd Quarter Points Scored (SEC Games)

--

## Most 3rd Quarter Points Scored

30 • vs. Oregon State (11/27/25)

## Most 3rd Quarter Points Scored (SEC Games)

--

## Fewest 3rd Quarter Points Scored

20 • UAlbany • 12/19/25

## Fewest 3rd Quarter Points Scored (SEC Games)

--

## Most 4th Quarter Points Scored

28 • Stonehill • 12/28/25

## Most 4th Quarter Points Scored (SEC Games)

--

## Fewest 4th Quarter Points Scored

12 • at Austin Peay • 11/12/25

## Fewest 4th Quarter Points Scored (SEC Games)

--

## Most 1st Quarter Points Allowed

28 • vs. BYU • 11/29/25

## Most 1st Quarter Points Allowed (SEC Games)

--

## Fewest 1st Quarter Points Allowed

5 • Texas Southern • 12/20/25

## Fewest 1st Quarter Points Allowed (SEC Games)

--

## Most 2nd Quarter Points Allowed

25 • vs. Oregon State (11/27/25)

## Most 2nd Quarter Points Allowed (SEC Games)

--

## Fewest 2nd Quarter Points Allowed

4 • 2x, Last: Texas Southern • 12/20/25

## Fewest 2nd Quarter Points Allowed (SEC Games)

--

## Most 3rd Quarter Points Allowed

23 • Texas Southern • 12/20/25

## Most 3rd Quarter Points Allowed (SEC Games)

--

## Fewest 3rd Quarter Points Allowed

6 • Alabama State • 11/21/25

## Fewest 3rd Quarter Points Allowed (SEC Games)

--

## Most 4th Quarter Points Allowed

27 • Virginia • 12/03/25

## Most 4th Quarter Points Allowed (SEC Games)

--

## Fewest 4th Quarter Points Allowed

4 • UAlbany • 12/19/25

## Fewest 4th Quarter Points Allowed (SEC Games)

--



2025-26 OVERALL STATS



Game Records

Record	Overall	Home	Away	Neutral
ALL GAMES	13-0	8-0	2-0	3-0
CONFERENCE	0-0	0-0	0-0	0-0
NON-CONFERENCE	13-0	8-0	2-0	3-0

Score by Periods

Team	1st	2nd	3rd	4th	OT	TOT
Vanderbilt	281	274	329	248	0	1132
Opponents	161	161	176	204	0	702

Team Box Score

No.	Player				Total		3-Point		F-Throw		Rebounds											
		GP-GS	MIN	AVG	FG-FGA	FG%	3FG-3FGA	3FG%	FT-FTA	FT%	OFF	DEF	TOT	AVG	PF	DQ	A	TO	BLK	STL	PTS	AVG
1	BLAKES, Mikayla	13-13	407:06	31.3	108-231	.468	31-95	.326	64-80	.800	16	36	52	4.0	20	0	50	27	5	50	311	23.9
13	PISSOTT, Justine	13-13	346:59	26.7	54-116	.466	38-85	.447	3-4	.750	12	48	60	4.6	24	0	37	15	8	8	149	11.5
3	GALVAN, Aubrey	13-13	423:58	32.6	53-140	.379	21-65	.323	5-7	.714	6	45	51	3.9	17	0	93	30	1	40	132	10.2
35	WASHINGTON, Sacha	13-13	261:19	20.1	50-91	.549	0-0	.000	24-33	.727	46	44	90	6.9	23	0	18	19	10	19	124	9.5
14	MITCHELL, Aiyana	13-0	220:23	17.0	43-62	.694	0-0	.000	23-35	.657	35	38	73	5.6	24	0	12	15	19	13	109	8.4
15	MWENENTANDA, Ndjakalenga	13-13	252:33	19.4	37-71	.521	8-22	.364	21-25	.840	14	22	36	2.8	18	0	13	14	7	10	103	7.9
2	BROWN, Jada	13-0	266:56	20.5	20-54	.370	10-29	.345	10-11	.909	3	15	18	1.4	15	0	22	11	1	17	60	4.6
8	BLACK, Ava	10-0	135:22	13.5	19-32	.594	4-11	.364	4-5	.800	13	23	36	3.6	20	0	8	5	1	12	46	4.6
24	MAKURAT, Aga	13-0	152:13	11.7	22-52	.423	13-34	.382	2-2	1.000	10	16	26	2.0	11	0	11	5	4	6	59	4.5
32	DEL ROSARIO, Aalyah	11-0	79:05	7.2	9-18	.500	0-0	.000	7-14	.500	8	10	18	1.6	10	0	11	7	11	3	25	2.3
30	WILSON, Trinity	4-0	13:33	3.4	1-1	1.000	0-0	.000	3-4	.750	1	2	3	0.8	1	0	1	5	0	1	5	1.3
11	WILLIAMS, Monique	8-0	40:33	5.1	3-8	.375	1-1	1.000	2-6	.333	2	1	3	0.4	2	0	1	1	0	0	9	1.1
Team											29	26	55					3				
Total		13	2600		419-876	.478	126-342	.368	168-226	.743	195	326	521	40.1	185	0	277	157	67	179	1132	87.1
Opponents		13	2600		261-724	.360	82-288	.285	98-155	.632	149	283	432	33.2	210	2	141	296	29	75	702	54.0

Team Statistics

	VU	OPP
Scoring	1132	702
Points per game	87.1	54.0
Scoring margin	+33.1	-
Field goals-att	419-876	261-724
Field goal pct	.478	.360
3 point fg-att	126-342	82-288
3-point FG pct	.368	.285
3-pt FG made per game	9.7	6.3
Free throws-att	168-226	98-155
Free throw pct	.743	.632
F-Throws made per game	12.9	7.5
Rebounds	521	432
Rebounds per game	40.1	33.2
Rebounding margin	+6.8	-
Assists	277	141
Assists per game	21.3	10.8
Turnovers	157	296
Turnovers per game	12.1	22.8
Turnover margin	+10.7	-
Assist/turnover ratio	1.8	0.5
Steals	179	75
Steals per game	13.8	5.8
Blocks	67	29
Blocks per game	5.2	2.2
Winning streak	13	-
Home win streak	8	-
Attendance	20661	2714
Home games-Avg/Game	8-2583	2-1357
Neutral site-Avg/Game	-	3-2287

Team Results

Date	Opponent		Score	Att.
11/03/2025	vs California	W	74-65	5712
11/10/2025	Furman	W	96-48	2352
11/12/2025	at Austin Peay	W	75-65	1178
11/19/2025	at Western Ky.	W	87-49	1536
11/21/2025	Alabama St.	W	92-38	3733
11/23/2025	Tennessee St.	W	99-43	2508
11/27/2025	vs Oregon St.	W	88-66	824
11/29/2025	vs BYU	W	84-71	324
12/03/2025	Virginia	W	81-68	2661
12/15/2025	South Fla.	W	87-58	2188
12/18/2025	UAlbany	W	64-35	2221
12/20/2025	Texas Southern	W	96-46	2511
12/28/2025	Stonehill	W	109-50	2487



2024-25 SEC STATS



Game Records

Record	Overall	Home	Away	Neutral
ALL GAMES	8-8	4-4	4-4	0-0
CONFERENCE	8-8	4-4	4-4	0-0
NON-CONFERENCE	0-0	0-0	0-0	0-0

Score by Periods

Team	1st	2nd	3rd	4th	OT	TOT
Vanderbilt	276	296	331	358	26	1287
Opponents	278	266	349	347	24	1264

Team Box Score

No.	Player				Total		3-Point		F-Throw		Rebounds											
		GP-GS	MIN	AVG	FG-FGA	FG%	3FG-3FGA	3FG%	FT-FTA	FT%	OFF	DEF	TOT	AVG	PF	DQ	A	TO	BLK	STL	PTS	AVG
1	BLAKES, Mikayla	16-15	559:11	34.9	134-286	.469	43-108	.398	119-132	.902	29	38	67	4.2	45	1	44	55	5	35	430	26.9
12	PIERRE, Khamil	16-16	528:03	33.0	123-280	.439	4-16	.250	57-84	.679	37	95	132	8.3	50	2	39	27	5	36	307	19.2
23	MOORE, Iyana	16-16	502:19	31.4	65-169	.385	30-93	.323	34-38	.895	15	26	41	2.6	35	2	38	37	3	21	194	12.1
4	GREENE, Madison	16-0	318:58	19.9	31-77	.403	12-34	.353	17-22	.773	5	20	25	1.6	31	0	16	24	0	16	91	5.7
13	PISSOTT, Justine	12-0	124:49	10.4	18-35	.514	13-30	.433	5-6	.833	5	9	14	1.2	13	0	7	8	1	2	54	4.5
10	NWABA, Jane	16-16	216:47	13.5	19-50	.380	11-23	.478	11-16	.688	17	18	35	2.2	20	0	12	9	0	10	60	3.8
11	OLIVER, Jordyn	16-16	512:38	32.0	26-51	.510	0-1	.000	5-7	.714	20	41	61	3.8	31	1	58	22	6	28	57	3.6
5	KAPINUS, Leilani	16-1	291:60	18.2	18-45	.400	2-12	.167	8-11	.727	21	34	55	3.4	34	0	15	16	4	25	46	2.9
24	MAKURAT, Aga	4-0	13:36	3.4	3-5	.600	3-5	.600	0-0	.000	0	1	1	0.3	2	0	1	0	0	0	9	2.3
14	MITCHELL, Aiyana	16-0	175:05	10.9	12-30	.400	0-0	.000	10-14	.714	12	28	40	2.5	28	0	9	16	12	8	34	2.1
2	BROWN, Jada	5-0	18:22	3.7	2-5	.400	1-3	.333	0-0	.000	1	2	3	0.6	2	0	1	2	0	0	5	1.0
30	WILSON, Trinity	4-0	13:12	3.3	0-0	.000	0-0	.000	0-0	.000	0	1	1	0.3	4	0	3	1	0	0	0	0.0
Team											29	31	60					6				
Total		16	3275		451-1033	.437	119-325	.366	266-330	.806	191	344	535	33.4	295	6	243	223	36	181	1287	80.4
Opponents		16	3275		481-1018	.472	98-310	.316	204-282	.723	230	421	651	40.7	296	5	253	297	59	108	1264	79.0

Team Statistics

	VU	OPP
Scoring	1287	1264
Points per game	80.4	79.0
Scoring margin	+1.4	-
Field goals-att	451-1033	481-1018
Field goal pct	.437	.472
3 point fg-att	119-325	98-310
3-point FG pct	.366	.316
3-pt FG made per game	7.4	6.1
Free throws-att	266-330	204-282
Free throw pct	.806	.723
F-Throws made per game	16.6	12.8
Rebounds	535	651
Rebounds per game	33.4	40.7
Rebounding margin	-7.3	-
Assists	243	253
Assists per game	15.2	15.8
Turnovers	223	297
Turnovers per game	13.9	18.6
Turnover margin	+4.6	-
Assist/turnover ratio	1.1	0.9
Steals	181	108
Steals per game	11.3	6.8
Blocks	36	59
Blocks per game	2.3	3.7
Winning streak	2	-
Home win streak	1	-
Attendance	45234	37284
Home games-Avg/Game	8-5654	8-4661
Neutral site-Avg/Game	-	0-0

Team Results

Date	Opponent		Score	Att.
01/02/2025	Georgia	W	108-82	3120
01/05/2025	Kentucky	L	78-96	8501
01/09/2025	at Ole Miss	L	59-87	3825
01/13/2025	at LSU	L	77-83	10201
01/19/2025	Tennessee	W	71-70	8299
01/23/2025	Arkansas	W	101-60	3500
01/26/2025	at Alabama	W	66-64	2712
01/30/2025	at Florida	W	99-86	1709
02/02/2025	Ole Miss	L	61-76	6021
02/06/2025	at Texas	L	66-87	7049
02/13/2025	Mississippi St.	Lot2	77-85	3577
02/16/2025	at Auburn	Wot	98-88	4353
02/20/2025	at Oklahoma	L	81-101	4073
02/23/2025	South Carolina	L	54-82	7805
02/27/2025	Texas A&M	W	91-58	4411
03/02/2025	at Missouri	W	100-59	3362







## MEMORIAL GYMNASIUM



Memorial Gymnasium, the Southeastern Conference's most historic venue for college basketball, serves as the home court for the Vanderbilt Commodores. Dedicated in 1952 as a memorial to all Vanderbilt men and women who served in World War II, the arena was built as a combination gymnasium and concert hall by the late master architect Edwin Keeble. Decades later, the unique style of Memorial Gym—with its benches on the baselines, a playing court that sits above portions of the crowd and deafening acoustics—continues to make the Commodores' home a dreaded stop for opponents.

“Memorial Magic,” with its capacity crowds, overflowing student section and lively pep band, have assisted in numerous Commodore victories. In the stands, fans across middle Tennessee have helped Memorial Gymnasium rank among the NCAA's top 30 attendance leaders on numerous occasions.

In all, Memorial Gym has been expanded three times. Constructed with a seating capacity of 6,583, the University saw its first need to increase seating in 1965 with the addition of two north-side balconies. Two years later, a pair of balancing balconies were erected on the south side of the gym and dubbed “The Balconies That Clyde Lee Built.”

Capacity has fluctuated throughout the history of the building. It reached its highest number of 15,646 in 1969 when 4,000 seats were added in the east and west ends. When chairback seats in the end zones and suites on the north side were installed in the late 1990s capacity lowered to 14,168. Shortly thereafter, university officials removed portions of media press row on the south side in an effort to expand the student section by nearly 150 seats. Official capacity is now 14,326.

## YEAR-BY-YEAR HOME RECORD

Year	W-L
2025-26	8-0
2024-25	13-4
2023-24	12-5
2022-23	9-7
2021-22	12-5
2020-21*	3-2
2019-20	10-6
2018-19	5-9
2017-18	4-11
2016-17	10-5
2015-16	10-6
2014-15	9-6
2013-14	12-5
2012-13	12-2
2011-12	18-2
2010-11	12-3
2009-10	12-4
2008-09	15-1
2007-08	13-3
2006-07	15-1
2005-06	13-3
2004-05	11-3
2003-04	11-3
2002-03	11-2
2001-02	18-1
2000-01	16-2
1999-00	11-3
1998-99	9-5
1997-98	12-2
1996-97	13-1
1995-96	13-2
1994-95	16-1
1993-94	14-2
1992-93	15-1
1991-92	13-2
1990-91	11-3
1989-90	15-2
1988-89	10-1
1987-88	12-2
1986-87	15-2
1985-86	11-3
1984-85	6-4
1983-84	9-3
1982-83	5-6
1981-82	10-4
1980-81	6-5
1979-80	6-5
1978-79	7-5
1977-78	10-2
Total.....	536-165 (.765)

Vanderbilt has ranked among the top attendance draws in women's basketball over the years. Here is a year-by-year look at VU's home attendance figures, including where the team has ranked nationally in total attendance since the 1999-00 season:

Year	Games	Total	Average	National Rank (Total)
2025-26	8	20,661	2,583	53rd
2024-25	17	71,266	4,192	32nd
2023-24	17	47,479	2,793	53rd
2022-23	16	38,640	2,415	57th
2021-22	18	31,211	1,734	51st
2020-21*	5	209	42	—
2019-20	16	37,391	2,369	54th
2018-19	14	33,129	2,366	64th
2017-18	15	42,705	2,847	45th
2016-17	15	42,685	2,846	40th
2015-16	16	46,496	2,906	37th
2014-15	15	53,280	3,552	30th
2013-14	17	66,338	3,902	25th
2012-13	14	56,309	4,022	24th
2011-12	20	82,261	4,113	23rd
2010-11	15	68,828	4,589	20th
2009-10	16	69,521	4,345	21st
2008-09	16	76,150	4,759	18th
2007-08	17	91,279	5,369	17th
2006-07	16	72,215	4,513	23rd
2005-06	16	65,693	4,106	23rd
2004-05	14	51,682	3,692	31st
2003-04	14	44,352	3,168	33rd
2002-03	13	57,709	4,439	21st
2001-02	19	90,800	4,779	16th
2000-01	18	50,650	2,814	36th
1999-00	14	44,982	3,213	30th
1998-99	14	65,046	4,646	--
1997-98	14	91,056	6,504	--
1996-97	14	67,967	4,854	--
1995-96	15	88,151	5,877	--
1994-95	17	69,788	4,105	--
1993-94	14	73,686	5,253	--
1992-93	14	67,871	4,848	--
1991-92	15	36,266	2,418	--
1990-91	14	20,205	1,443	--
1989-90	17	25,887	1,522	--
1988-89	11	14,265	1,297	--
1987-88	13	7,324	563	--
1986-87	17	12,248	721	--
1985-86	14	5,750	411	--
1984-85	10	4,450	445	--
1983-84	12	8,664	722	--
1982-83	11	6,950	632	--
1981-82	14	6,310	451	--
1980-81	10	2,525	253	--

\*Vanderbilt discontinued its 2020-21 season due to the COVID-19 pandemic

## Memorial Gym Women's Basketball Crowds Over 10,000

Rank	Attendance	Opponent	Date
1.	15,317	Tennessee	1/30/1993
2.	15,311	Tennessee	2/7/1999
3.	15,187	Tennessee	2/25/1996
4.	14,848	Tennessee	2/16/1998
5.	14,316	Tennessee	2/17/2008
6.	14,168	Tennessee	2/16/2002
7.	13,227	Tennessee	12/31/1994
8.	13,127	Tennessee	1/19/2006
9.	12,645	Tennessee	1/31/1994
10.	12,417	Tennessee	1/19/1997
11.	12,131	Ohio State	1/6/1993
12.	12,034	Tennessee	2/9/2012
13.	12,009	Tennessee	1/25/2007
14.	11,401	Tennessee	2/2/2003
15.	11,386	Tennessee	2/14/2011
16.	10,561	Tennessee	2/15/2004
17.	10,154	Tennessee	1/24/2013
18.	10,149	Tennessee	2/24/2000

## RECORDS AT A GLANCE

### Points

Game	1.	55 • Mikayla Blakes at Auburn, 2.16.25
	10.	36 • Wendy Scholtens vs. Lipscomb, 1.9.90
		36 • Mikayla Blakes vs. Georgia, 1.2.25
Season	'25-26	35 • Mikayla Blakes, vs. Oregon State, 11.27.25
	1.	855 • Wendy Scholtens, 1989-90
	10.	633 • Jackie Cowan, 1985-86
Career	'25-26	311 • Mikayla Blakes
	1.	2,604 • Chantelle Anderson, 2000-03
	10.	1,618 • Jasmine Lister, 2011-14
	Active	1,132 • Sacha Washington, 2022-present

### Field Goals Made

Game	1.	19 • Khamil Pierre vs. Evansville, 12.14.24
		Chantelle Anderson at Portland State, 12.23.00
Season	9.	15 • 9 Times, Last: Mikayla Blakes at Auburn, 02.16.25
	'25-26	12 • Mikayla Blakes, vs. Oregon State, 11.27.25
	1.	309 • Wendy Scholtens, 1989-90
Career	10.	244 • Sheri Sam, 1995-96
	'25-26	108 • Mikayla Blakes
	1.	1,020 • Chantelle Anderson, 2000-03
	10.	625 • Sheri Sam, 1992-96
	Active	453 • Sacha Washington, 2022-present

### Field Goals Attempted

Game	1.	31 • Eva Lemeh at Georgia, 2.16.81
	9.	25 • Four times: Last: Khamil Pierre at Texas, 2.6.25
	'25-26	27 • Mikayla Blakes, vs. California, 11.3.25
Season	1.	571 • Barbara Brackman, 1981-82
	10.	504 • Jackie Cowan, 1985-86
	'25-26	231 • Mikayla Blakes
Career	1.	1,655 • Wendy Scholtens, 1988-91
	10.	1,301 • Carla Thomas, 2004-2007
	Active	919 • Sacha Washington, 2022-present

### Field Goal Percentage

Game	1.	1.000 • 4 Times, Last: Hannah Tuomi, 10-10 vs. UF, 2.24.10
(Min. 10 FGM)	9.	.917 • 3 Times, Last: Ashley Earley, 11-12 at Tenn., 2.13.05
	'25-26	.647 • Mikayla Blakes, 11-17 vs. Tennessee State, 11.23.25
Season	1.	.723 (292-404) • Chantelle Anderson, 2000-01
(Min. 150 FGM)	10.	.602 (103-171) • Nicole Jules, 2005-06
	'25-26	.468 (108-231) • Mikayla Blakes
Career	1.	.651 (1,020-1,568) • Chantelle Anderson, 2000-03
(Min. 400 FGM)	10.	.543 (706-1,301) • Carla Thomas, 2004-07
	Active	.493 (453-919) • Sacha Washington, 2022-present

### 3-Pointers Made

Game	1.	9 • Iyana Moore, vs. Alabama State, 12.28.21
	5.	7 • 13 Times, Last: Justine Pissott, vs. Texas Southern, 12.20.25
	'25-26	7 • Justine Pissott, vs. Texas Southern, 12.20.25
Season	1.	95 • Caroline Williams, 2005-06
	10.	80 • Christina Wirth, 2008-09
	'25-26	38 • Justine Pissott
Career	1.	276 • Christina Foggie, 2011-14
	10.	179 • Michelle Palmisano, 1995-97
	Active.	121 • Justine Pissott, 2023-present

### 3-Pointers Attempted

Game	1.	17 • Christina Foggie vs. Virginia, 11.23.12
		17 • Christina Foggie vs. Maryland, 3.28.09
	8.	14 • Three Times, Last: <i>Mikayla Blakes at Miami, 12.04.24</i>
Season	'25-26	12 • 2 Times, Last: Mikayla Blakes, vs. South Fla., 12.15.25
	1.	225 • Merideth Marsh, 2009-10
	10.	207 • Merideth Marsh, 2008-09
Career	.	Iyana Moore, 2021-22
	'25-26	85 • Justine Pissott
	1.	735 • Christina Foggie, 2011-14
	10.	460 • Julie Powell, 1991-94
	Active	321 • <i>Justine Pissott, 2023-present</i>

### 3-Point Percentage

Game	1.	1.000 • 7 Times, Last: Erin Whalen (5-5) at Alabama, 1.21.18
(Min. 5 3PM)	'25-26	.700 • Justine Pissott (7-10) vs. Texas Southern, 12.20.25
Season	1.	.505 (48-95) • Caroline Williams, 2004-05
(Min. 40 3PA)	10.	.446 (37-83) • Christa Reed, 2016-17
	'25-26	.447 (38-85) • Justine Pissott
Career	1.	.465 (238-512) • Caroline Williams, 2004-07
(Min. 100 3PM)	10.	.394 (145-368) • Donna Harris, 1990-94
	Active	.377 (121-321) • Justine Pissott, 2023-present

### Free Throws Made

Game	1.	23 • Mikayla Blakes at Auburn, 2.16.25
	2.	18 • Ashley McElhiney vs. LSU, 2.15.01
		18 • Wendy Scholtens at Tenn. Tech, 1.11.89
	5.	16 • Four Times, Last: Mikayla Blakes, at Florida 01.30.25
	'25-26	12 • Mikayla Blakes vs. Virginia, 12.3.25
Season	1.	236 • Wendy Scholtens, 1989-90
	3.	193 • Mikayla Blakes, 2024-25
	10.	134 • Chantelle Anderson, 2000-01
	'25-26	64 • Mikayla Blakes
Career	1.	681 • Wendy Scholtens, 1988-91
	10.	298 • Ashley McElhiney, 2000-03
	Active	257 • Mikayla Blakes, 2025-present

### Free Throws Attempted

Game	1.	24 • Mikayla Blakes at Auburn, 2.16.25
	2.	19 • Ashley McElhiney vs. LSU, 2.15.01
	3.	18 • 3 Times, Last: Mikayla Blakes, at Florida, 01.30.25
Season	'25-26	13 • Mikayla Blakes vs. Virginia, 12.3.25
	1.	264 • Wendy Scholtens, 1989-90
	10.	192 • Cijaja Harbison, 2022-23
Career	'25-26	80 • Mikayla Blakes
	1.	785 • Wendy Scholtens, 1988-91
	10.	413 • Dee Davis, 2004-07
	Active	349 • Sacha Washington, 2022-present

### Free Throw Percentage

Game	1.	1.000 • 19 Times, Last: Iyana Moore (10-10) vs Ga., 3.3.24
(Min. 10 FTM)	25-26	.900 • Mikayla Blakes (9-10), vs. Oregon State, 11.27.25
Season	1.	.938 (61-65) • Christa Reed, 2017-18
(Min. 50 FTA)	5.	.883 (193-218) • Mikayla Blakes, 2024-25
	10.	.871 (54-62) • Christina Wirth, 2006-07
	'25-26	.800 (64-80) • Mikayla Blakes
Career	1.	.862 (257-298) • Mikayla Blakes, 2025-present
(Min. 180 FTM)	10.	.793 (195-246) • Christina Wirth, 2006-09
	Active	.862 (257-298) • Mikayla Blakes, 2025-present

### Rebounds

Game	1.	22 • Wendy Scholtens vs. Lipscomb, 1.9.90
	.	22 • Wendy Scholtens vs. Wright State, 12.9.89
	.	22 • Barbara Brackman vs. Union, 1.4.83
	10.	19 • 6 Times, Last: Jennifer Holmes vs. Florida, 2.25.99
Season	'25-26	12 • <i>Sacha Washington, vs. BYU, 11.29.25</i>
	1.	389 • Wendy Scholtens, 1989-90 Karen Booker, 1986-87
	6.	315 • Wendy Scholtens, 1988-89
	10.	291 • Sheri Sam, 1989-90
Career	'25-26	90 • <i>Sacha Washington</i>
	1.	1,272 • Wendy Scholtens, 1988-91
	10.	822 • Chantelle Anderson, 2000-03
	Active	810 • <i>Sacha Washington, 2022-present</i>

### Assists

Game	1.	17 • Ashley McElhiney at Louisville, 1.2.03
	7.	13 • 5 Times, Last: Jasmine Lister vs. Tenn., 2.9.12
	25-26	15 • Aubrey Galvan, vs. Tennessee State, 11.23.25
Season	1.	262 • Cathy Bender, 1981-82
	10.	168 • Jasmine Lister, 2012-13
	'25-26	93 • Aubrey Galvan
Career	1.	730 • Dee Davis, 2004-07
	10.	438 • Jordyn Cambridge, 2018-24
	Active	155 • Mikayla Blakes, 2025-present

### Steals

Game	1.	11 • Eva Lemeh vs. Murray State, 12.14.80
	3.	9 • 4 Times, Last: Aubrey Galvan vs. Tennessee St., 11.23.25
Season	'25-26	9 • Aubrey Galvan, Tennessee State, 11.23.25
	1.	129 • Jordyn Cambridge, 2021-22
	6.	94 • Eva Lemeh, 1980-81
	10.	89 • Donna Atkison, 1983-84
Career	'25-26	50 • Mikayla Blakes
	1.	351 • Jordyn Cambridge, 2018-24
	10.	221 • Jennifer Risper, 2006-09
	Active	128 • Mikayla Blakes, 2025-present

### Blocked Shots

Game	1.	10 • Angela Gorsica vs. Wingate, 12.28.95
	.	10 • Heidi Gillingham vs. Middle Tennessee, 1.30.92
	4.	8 • 15 Times, Last: Angela Gorsica vs. DePaul, 2.19.97
	'25-26	4 • Aalyah Del Rosario, vs. UAlbany, 12.18.25
Season	1.	131 • Heidi Gillingham, 1991-92
	10.	57 • Carolyn Peck, 1987-88
	'25-26	19 • Aiyana Mitchell
Career	1.	413 • Heidi Gillingham, 1991-94
	10.	112 • Harriet Brumfield, 1982-85
	Active	118 • Sacha Washington, 2022-present

### Points Per Game

Season	1.	25.2 (855 pts) • Wendy Scholtens, 1989-90
	2.	23.3 (769 pts) • Mikayla Blakes, 2024-25
	10.	20.4 • Sheri Sam, 1995-96/Jackie Cowan, 1985-86
	'25-26	23.9 (311 pts) • Mikayla Blakes
Career	1.	21.3 (122 GP) • Wendy Scholtens, 1988-91
(Min. 100 GP)	10.	12.8 (119 GP) • Karen Booker, 1984-87
	Active	10.1 (112 GP) • Sacha Washington, 2022-present

### Games Played

Career	1.	137 • Jessica Mooney, 2007-10
	.	137 • Chantelle Anderson, 2000-03
	7.	132 • Six times, Last: Tiffany Clarke, 2010-13
	Active	112 • Sacha Washington, 2022-present

### Minutes Played

Game	1.	50 • Karen McGinn vs. Auburn, 12.13.78
		50 • Ann Morrow vs. Auburn, 12.13.78
	9.	46 • Chavonne Hammond vs. Kansas, 3.18.00
		46 • Ashley Smith vs. George Washington, 12.22.98
	'25-26	40 • Mikayla Blakes: 2x, Last: Virginia, 12.3.25 Aubrey Galvan vs. BYU, 11.29.25
Season	1.	1,298 • Ashley McElhiney, 2001-02
	10.	1,179 • Zuzi Klimesova, 2000-01
	'25-26	424 • Aubrey Galvan
Career	1.	4,626 • Jasmine Lister, 2011-14
	10.	3,779 • Christina Werth, 2006-09
	Active	2,726 • Sacha Washington, 2022-present



## THE LAST TIME WHEN...

### SCORING

Less than 40 pts	31 • East Tennessee St. • Johnson City, Tenn. • 12.01.22
40-49 pts	49 • Texas A&M • College Station, Texas • 02.15.24
Less than 50 pts & Won	49 • Texas A&M • College Station, Texas • 02.15.24
90-99 pts	96 • Texas Southern • Nashville, Tenn. • 12.20.25
100+ pts (regulation)	109 • Stonehill • Nashville, Tenn. • 12.28.25
100+ pts	109 • Stonehill • Nashville, Tenn. • 12.28.25

### OPPONENT SCORING

Less than 35 pts	35 • UAlbany • Nashville, Tenn. • 12.18.25
Less than 40 pts	38 • Alabama State • Nashville, Tenn. • 11.21.25
40-49 pts	46 • Texas Southern • Nashville, Tenn. • 12.20.25
Less than 50 pts & Won	44 • East Tennessee St. • Johnson City, Tenn. • 12.01.22
90-99 pts	96 • Kentucky • Nashville, Tenn. • 01.05.25
100+ pts (regulation)	101 • Oklahoma • Norman, Okla. • 02.20.25
100+ pts	101 • Oklahoma • Norman, Okla. • 02.20.25

### FIELD GOAL PERCENTAGE

20.0%-29.9%	27.9% (19-68) • Florida • Gainesville, Fla. • 1.22.23
30.0%-39.9%	38.7% (29-75) • California • Paris, France • 11.03.25
30.0%-39.9% & Won	38.7% (29-75) • California • Paris, France • 11.03.25
50.0%-59.9%	56.6% (43-76) • Tennessee State • Nashville, Tenn. • 11.23.25
60.0% or higher	69.8% (44-63) • Stonehill • Nashville, Tenn. • 12.28.25

### OPPONENT FIELD GOAL PERCENTAGE

20.0%-29.9%	26.3% (15-57) • Texas Southern • Nashville, Tenn. • 12.20.25
20.0%-29.9% & won	27.4% (17-62) • East Tenn. St. • Johnson City, Tenn. • 12.1.22
30.0%-39.9%	39.2% (20-51) • Stonehill • Nashville, Tenn. • 12.28.25
30.0%-39.9% & won	38.9% (35-90) • Mississippi State • Nashville, Tenn. • 02.13.25
50.0%-59.9%	54.7% (35-64) • South Carolina • Greenville, S.C. • 03.07.25
50.0%-59.9% & lost	51.6% (33-64) • Auburn • Auburn, Ala. • 02.16.25
60.0% or higher	66.7% (28-42) • Georgia • Nashville, Tenn. • 2.5.23

### FREE THROW PERCENTAGE

Less than 50.0%	37.5% (3-8) • South Florida • Tampa, Fla. • 11.14.24
90.0%-99.9%	94.4% (17-18) • Stonehill • Nashville, Tenn. • 12.28.25
1.000%	15-15 • South Florida • Tampa, Fla. • 12.15.25
1.000% w/ 10 or more makes	15-15 • South Florida • Tampa, Fla. • 12.15.25

### OPPONENT FREE THROW PERCENTAGE

Less than 50.0%	0.0% (0-2) • South Florida • Tampa, Fla. • 12.15.25
90.0%-99.9%	92.3% (12-13) • Texas Southern • Nashville, Tenn. • 12.20.25
1.000%	3-3 • South Florida • Tampa, Fla. • 11.14.24
1.000% w/ 10 or more makes	12-12 • Texas A&M • College Station, Texas • 2.10.22

### BASKETS MADE

40+ field goals made	44 • Stonehill • Nashville, Tenn. • 12.28.25
10-14 3-point field goals made	12 • South Florida • Tampa, Fla. • 12.15.25
15+ 3-point field goals made	18 • Texas Southern • Nashville, Tenn. • 12.20.25
Did not make a 3-pointer	0-9 • Butler • Indianapolis • 12.7.23
Made 20+ free throws	29 (29-32) • Auburn • Auburn, Ala. • 02.16.25
Made less than five free throws	3 (3-8) • South Florida • Tampa, Fla. • 11.14.24
Made 5-10 free throws	8 (8-14) • UAlbany • Nashville, Tenn. • 12.18.25

### OPPONENT BASKETS MADE

40+ field goals made	42 • South Carolina • Nashville, Tenn. • 1.14.21
10-14 3-point field goals made	12 • BYU • St. Thomas, USVI. • 11.29.25
15+ 3-point field goals made	15 • Kentucky • Nashville, Tenn. • 01.05.25
Did not make a 3-pointer	0-8 • Ole Miss • Nashville, Tenn. • 2.20.22
Made 20+ free throws	22 (22-26) • Texas • Austin, Texas • 02.06.25
Made less than five free throws	3 (3-6) • Stonehill • Nashville, Tenn. • 12.28.25
Made 5-10 free throws	9 (9-14) • UAlbany • Nashville, Tenn. • 12.18.25

### REBOUNDS

10-20 rebounds	20 • Georgia • Nashville, Tenn. • 2.5.23
21-29 rebounds	28 • South Carolina • Greenville, S.C. • 03.07.25
40-44 rebounds	41 • South Florida • Tampa, Fla. • 12.15.25
45-49 rebounds	47 • Texas Southern • Nashville, Tenn. • 12.20.25
50+ rebounds	51 • West Georgia • Nashville, Tenn. • 12.21.24
20+ rebound margin	+27 • Austin Peay • Nashville, Tenn. • 11.08.24
30+ rebound margin	+30 • Samford • Nashville, Tenn. • 11.22.24

### OPPONENT REBOUNDS

20-24 rebounds	24 • Miami • Coral Gables, Fla. • 12.04.24
25-29 rebounds	27 • Western Ky. • Bowling Green, Ky. • 11.19.25
40-44 rebounds	42 • Oregon State • St. Thomas, USVI. • 11.27.25
45-49 rebounds	48 • Michigan State • Palm Springs, Calif. • 11.27.24
50+ rebounds	54 • Oklahoma • Norman, Okla. • 02.20.25
60+ rebounds	65 • Mississippi State • Nashville, Tenn. • 02.13.25
20+ rebound margin	+25 • Oklahoma • Norman, Okla. • 02.20.25

### STEALS

0-5 steals	5 • South Carolina • Greenville, S.C. • 03.07.25
10-15 steals	13 • Texas Southern • Nashville, Tenn. • 12.20.25
16-19 steals	18 • Tennessee State • Nashville, Tenn. • 11.23.25
20+ steals	26 • Stonehill • Nashville, Tenn. • 12.28.25

### OPPONENT STEALS

0-5 steals	5 • Stonehill • Nashville, Tenn. • 12.28.25
10-15 steals	10 • Virginia • Nashville, Tenn. • 12.03.25
15-19 steals	17 • Florida • Nashville, Tenn. • 1.7.24
20+ steals	22 • UCLA • Boston, Mass. • 11.26.95

### ASSISTS

0-9 assists	8 • Texas • Austin, Texas • 02.06.25
15-19 assists	15 • UAlbany • Nashville, Tenn. • 12.18.25
20-25 assists	24 • Texas Southern • Nashville, Tenn. • 12.20.25
25-29 assists	27 • Stonehill • Nashville, Tenn. • 12.28.25
30-plus assists	33 • Tennessee State • Nashville, Tenn. • 11.23.25

### OPPONENT ASSISTS

0-9 assists	6 • UAlbany • Nashville, Tenn. • 12.18.25
15-19 assists	18 • California • Paris, France • 11.03.25
20-25 assists	25 • Oklahoma • Norman, Okla. • 02.20.25
26-30 assists	26 • Ole Miss • Oxford, Miss. • 01.09.25

### TURNOVERS

5-10 turnovers	9 • South Florida • Tampa, Fla. • 12.15.25
20-24 turnovers	20 • Austin Peay • Clarksville, Tenn. • 11.12.25
25-29 turnovers	29 • Ole Miss • Oxford, Miss. • 01.09.25
30-40 turnovers	37 • UCLA • Boston, Mass. • 11.26.95

### OPPONENT TURNOVERS

5-10 turnovers	10 • Tennessee • Nashville, Tenn. • 01.19.25
20-24 turnovers	23 • Texas Southern • Nashville, Tenn. • 12.20.25
25-29 turnovers	29 • Tennessee State • Nashville, Tenn. • 11.23.25
30-40 turnovers	35 • Stonehill • Nashville, Tenn. • 12.28.25

### BLOCKED SHOTS

0 Blocks	0 • South Carolina • Nashville, Tenn. • 02.23.25
5-9 blocked shots	6 • Texas Southern • Nashville, Tenn. • 12.20.25

### OPPONENT BLOCKED SHOTS

0 Blocks	0 • Texas Southern • Nashville, Tenn. • 12.20.25
5-9 blocked shots	5 • South Carolina • Greenville, S.C. • 03.07.25
10+ blocked shots	14 • South Carolina • Nashville, Tenn. • 1.19.23

### MARGIN OF VICTORY

1 point	vs. Tennessee (71-7) • Nashville, Tenn. • 01.19.25
2 points	at Arkansas (66-64) • Tuscaloosa, Ala. • 01.26.25
10-19 points	13 • Virginia (81-68) • Nashville, Tenn. • 12.03.25
20-30 points	29 • UAlbany (64-35) • Nashville, Tenn. • 12.18.25
Back-to-back 20+ points	50 • Texas Southern (96-46) • Nashville, Tenn. • 12.20.25
	59 • Stonehill (109-50) • Nashville, Tenn. • 12.28.25
30-39 points	38 • Western Kentucky (87-49) • Bowling Green, Ky. • 11.10.25
Back-to-back 30+ points	50 • Texas Southern (96-46) • Nashville, Tenn. • 12.20.25
	59 • Stonehill (109-50) • Nashville, Tenn. • 12.28.25
40-49 points	48 • Furman (96-48) • Nashville, Tenn. • 11.10.25
Back-to-back 40+ points	50 • Texas Southern (96-46) • Nashville, Tenn. • 12.20.25
	59 • Stonehill (109-50) • Nashville, Tenn. • 12.28.25
50-59 points	59 • Stonehill (109-50) • Nashville, Tenn. • 12.28.25
Back-to-back 50+ points	50 • Texas Southern (96-46) • Nashville, Tenn. • 12.20.25
	59 • Stonehill (109-50) • Nashville, Tenn. • 12.28.25
60-69 points	66 • Evansville (106-40) • Nashville, Tenn. • 12.14.24
70+ points	70 • Hampton (116-46) • Nashville, Tenn. • 11.29.98
Single-overtime win	at Auburn (98-88) • Auburn, Ala. • 02.16.25
Double-overtime win	at Florida (106-98) • Gainesville, Fla. • 2.6.11
Triple-overtime win	NEVER OCCURRED

### OPPONENT MARGIN OF VICTORY

1 point	vs. Florida (53-52) • Greenville, S.C. • 3.3.22
2 points	vs. Missouri (65-63) • Nashville, Tenn. • 1.14.24
10-19 points	15 • Ole Miss (76-61) • Nashville, Tenn. • 02.02.25
20-30 points	21 • South Carolina (84-63) • Greenville, S.C. • 03.07.25
Back-to-back 20+ points	20 (101-81) • Oklahoma • Norman, Okla. • 02.20.25
	28 • South Carolina (82-54) • Nashville, Tenn. • 02.23.25
30-39 points	37 • Alabama (98-61) • Tuscaloosa, Ala. • 1.26.20
40-49 points	48 • South Carolina (96-48) • Nashville, Tenn. • 1.19.23
50-59 points	55 • South Carolina (85-30) • Columbia, S.C. • 01.24.22
60-69 points	63 • South Carolina (106-43) • Nashville, Tenn. • 01.14.21
70+ points	NEVER OCCURRED
Single-overtime win	Alabama (77-71) • Nashville, Tenn. • 2.6.22
Double-overtime win	Mississippi State (85-77) • Nashville, Tenn. • 02.13.25
Triple-overtime win	NEVER OCCURRED







## LAST TIME...

**A DORE SCORED 20 OR MORE PTS**

Mikayla Blakes • 21 Pts vs. Stonehill • 12.28.25

**TWO DORES SCORED 20 OR MORE PTS**

Justine Pissott • 25 Pts vs. Texas Southern • 12.20.25

Mikayla Blakes • 23 Pts vs. Texas Southern • 12.20.25

**AN OPPONENT SCORED 20 OR MORE PTS**

Stefanie Ingram • South Florida • 23 Pts • 12.15.25

**TWO OPPONENTS SCORED 20 OR MORE PTS**

Yuting Deng • Auburn • 27 Pts • 02.16.25

DeYona Gaston • Auburn • 25 Pts • 02.16.25

**A DORE SCORED 30 OR MORE PTS**

Mikayla Blakes • 35 Pts vs. Oregon State • 11.27.25

**A DORE SCORED 40 OR MORE PTS**

Mikayla Blakes • 55 Pts at Auburn • 02.16.25

**A DORE SCORED 50 OR MORE PTS**

Mikayla Blakes • 55 Pts at Auburn • 02.16.25

**AN OPP. SCORED 30 OR MORE PTS**

Raegan Beers • Oklahoma • 30 Pts • 02.20.25

**A DORE COLLECTED 15 OR MORE REBS**

Khamil Pierre • 15 Reb vs. Tennessee • 03.06.25

**AN OPP. COLLECTED 15 OR MORE REBS**

Madina Okot • Mississippi State • 23 Reb • 02.13.25

**A DORE COLLECTED 10 OR MORE AST**

Aubrey Galvan • 11 Ast vs. Texas Southern • 12.20.25

**AN OPP. COLLECTED 10 OR MORE AST**

Mar'shaun Bostic • Auburn • 11 Ast • 02.16.25

**A DORE HAD FIVE OR MORE STL**

Jada Brown • 6 Stl vs. Stonehill • 12.28.25

M. Blakes/A. Galvan • 5 Stl vs. Stonehill • 12.28.25

**AN OPP. COLLECTED FIVE OR MORE STL**

Rori Harmon • Texas • 5 Stl • 02.06.25

**A DORE HAD FIVE OR MORE BLK**

Sacha Washington • 6 Blk vs. Dayton • 12.20.23

**AN OPP. COLLECTED FIVE OR MORE BLK**

L'or Mputu • South Florida • 6 Blk • 11.14.24

**A DORE MADE 10-PLUS FG**

Mikayla Blakes • 10 FGM vs. BYU • 11.29.25

**A DORE MADE 10-PLUS FG IN BACK-TO-BACK GAMES**

Mikayla Blakes (3) • 11 FGM vs. Tenn. State • 11.23.25

12 FGM vs. Oregon St. • 11.27.25

10 FGM vs. BYU • 11.29.25

**AN OPP. MADE 10 OR MORE FG**

Stefanie Ingram • South Florida • 10 FGM • 12.15.25

**A DORE ATTEMPTED 20 OR MORE FG**

Mikayla Blakes • 24 FTA vs. BYU • 11.29.25

**AN OPP. ATTEMPTED 20 OR MORE FG**

Yutling Deng • Auburn • 26 FGA • 02.16.25

**A DORE MADE 10 OR MORE FREE THROWS**

Mikayla Blakes • 12 FTM vs. Virginia • 12.03.25

**A DORE MADE 20 OR MORE FREE THROWS**

Mikayla Blakes • 23 FTM at Auburn • 02.16.25

**AN OPP. MADE 10 OR MORE FREE THROWS**

Diamond Battles • Georgia • 10 FTM • 2.5.23

**A DORE MADE 5 OR MORE 3-PT FG**

Justine Pissott • 7 3-PT FGM vs. TX Southern • 12.20.25

**AN OPP. MADE 5 OR MORE 3-PT FG**

Kennedy Todd-Williams • Ole Miss • 5 3PT FGM • 01.09.25

**VANDY HAD 5 OR PLAYERS IN DBL FIGURES**

Six Players • vs. Stonehill • 12.28.25

**AN OPP. HAD 5 OR PLAYERS IN DBL FIGURES**

Ole Miss • Five Players • 01.09.25

**VANDY PLAYER HAD A DOUBLE-DOUBLE**

Justine Pissott • 18 pts, 10 reb vs. BYU • 11.29.25

**A DORE HAD CONSECUTIVE DOUBLE-DOUBLES**Khamil Pierre (2) • 16 pts, 15 reb vs. Tennessee • 03.06.25  
17 pts, 10 reb vs. South Carolina • 03.07.25**AN OPP. HAD A DOUBLE-DOUBLE**

Ally Schimel • Oregon State • 15 pts, 10 reb • 11.27.25

**VANDY HAD 2 PLAYERS POST A DOUBLE-DOUBLE**

vs. Tennessee State • 11.23.25

Aubrey Galvan • 16 pts, 15 ast

Sacha Washington • 13 pts, 10 reb

**AN OPP. HAD 2 PLAYERS POST A DOUBLE-DOUBLE**

Ivy Wolf, Dayton • 23 pts, 10 reb • 12.19.24

Arianna Smith, Dayton • 16 pts, 12 reb • 12.19.24

**VANDY HAD 3 PLAYERS POST A DOUBLE-DOUBLE**

vs. Western Kentucky • 11.15.23

Sacha Washington • 18 pts, 10 reb

Jordyn Oliver • 15 pts, 10 reb

Jordyn Cambridge • 11 pts, 13 reb

**VANDY PLAYER HAD A TRIPLE-DOUBLE**

Jordyn Cambridge • vs. Texas A&amp;M • 3.2.23

15 reb, 13 pts, 10 ast

**ALL VANDY PLAYERS THAT PLAYED SCORED**

12 Players vs. Texas Southern • 12.20.25

## RECORD WHEN...

**2025-26 OVERALL****13-0**

AT HOME 8-0

ON THE ROAD 2-0

NEUTRAL GAMES 3-0

IN OVERTIME 0-0

IN DOUBLE OVERTIME 0-0

AFTER A WIN 12-0

AFTER A LOSS 0-0

LEADING AFTER 1ST QUARTER 10-0

TRAILING AFTER 1ST QUARTER 2-0

TIED SCORE AFTER 1ST QUARTER 1-0

LEADING AT HALFTIME 12-0

TRAILING AT HALFTIME 1-0

TIED AT HALFTIME 0-0

LEADING AFTER 3RD QUARTER 13-0

TRAILING AFTER 3RD QUARTER 0-0

TIED SCORE AFTER 3RD QUARTER 0-0

OUTSCORING OPP. IN 2ND HALF 13-0

OUTSCORED BY OPP. IN 2ND HALF 0-0

SCORING SAME PTS IN 2ND HALF 0-0

LEADING WITH 5 MIN. REMAINING 13-0

TRAILING WITH 5 MIN. REMAINING 0-0

TIED WITH 5 MIN. REMAINING 0-0

SCORING FEWER THAN 50 POINTS 0-0

SCORING 50-59 POINTS 0-0

SCORING 60-69 POINTS 1-0

SCORING 70-79 POINTS 2-0

SCORING 80-89 POINTS 5-0

SCORING 90-99 POINTS 4-0

SCORING 100+ POINTS 1-0

ALLOWING 39-OR-FEWER POINTS 2-0

ALLOWING 40-49 POINTS 4-0

ALLOWING 50-59 POINTS 2-0

ALLOWING 60-69 POINTS 4-0

ALLOWING 70-79 POINTS 1-0

ALLOWING 80-89 POINTS 0-0

ALLOWING 90-OR-MORE POINTS 0-0

GAME DECIDED BY 1-POINT 0-0

GAME DECIDED BY 2-3 POINTS 0-0

GAME DECIDED BY 4-5 POINTS 0-0

GAME DECIDED BY 6-9 POINTS 1-0

GAME DECIDED BY 10-19 POINTS 3-0

GAME DECIDED BY 20-29 POINTS 3-0

GAME DECIDED BY 30-39 POINTS 0-0

GAME DECIDED BY 40-49 POINTS 2-0

GAME DECIDED BY 50-59 POINTS 4-0

GAME DECIDED BY 60+ POINTS 0-0

HIGHER FIELD GOAL PERCENTAGE 9-0

LOWER FIELD GOAL PERCENTAGE 4-0

SAME FIELD GOAL PERCENTAGE 0-0

SHOOTING LESS THAN 30% 0-0

SHOOTING 30-39% 1-0

SHOOTING 40-49% 10-0

SHOOTING 50+% 2-0

OPP. SHOOTING LESS 30% 4-0

OPP. SHOOTING 30-39% 5-0

OPP. SHOOTING 40-49% 4-0

OPP. SHOOTING 50+% 0-0

MORE MADE 3-PT THAN OPP. 9-0

FEWER MADE 3-PT THAN OPP. 3-0

SAME 3-PT MAKES AS OPP. 1-0

MAKING FEWER THAN FIVE 3-PT FG 1-0

MAKING BETWEEN 5-9 3-PT FG 5-0

MAKING 10-14 3-PT FG 6-0

MAKING 15+ 3-PT FG 1-0

ALLOWING FEWER THAN 5 3-PT FG 2-0

ALLOWING BETWEEN 5-9 3-PT FG 9-0

ALLOWING 10+ 3-PT FG 1-0

MAKING MORE FREE THROWS 10-0

MAKING FEWER FREE THROWS 2-0

MAKING SAME FREE THROWS 1-0

MAKING FEWER THEN 10 FREE THROWS 2-0

MAKING 10-19 FREE THROWS 11-0

MAKINGS 20+ FREE THROWS 0-0

OPP. MAKES 0-10 FREE THROWS 10-0

OPP. MAKES 10-19 FREE THROWS 3-0

OPP. MAKES 20+ FREE THROWS 0-0

OUTREBOUNDING OPP. 10-0

OUTREBOUNDED BY OPP. 3-0

SAME TOTAL OF REBOUNDS 0-0

FEWER THAN 10 ASSISTS 0-0

10-19 ASSISTS 7-0

20+ ASSISTS 6-0

NO BLOCKS 0-0

1-4 BLOCKS 4-0

5+ BLOCKS 9-0

COMMITTING FEWER TURNOVERS 12-0

COMMITTING MORE TURNOVERS 1-0

COMMITTING SAME TURNOVERS 0-0

FORCING FEWER THAN 10 TURNOVERS 0-0

FORCING 10-19 TURNOVERS 4-0

FORCING 20-29 TURNOVERS 8-0

FORCING 30+ TURNOVERS 1-0

IN DAY GAMES 6-0

IN NIGHT GAMES 7-0

ON SUNDAY 1-0

ON MONDAY 3-0

ON TUESDAY 0-0

ON WEDNESDAY 3-0

ON THURSDAY 2-0

ON FRIDAY 1-0

ON SATURDAY 3-0

IN NOVEMBER 8-0

IN DECEMBER 5-0

IN JANUARY 0-0

IN FEBRUARY 0-0

IN MARCH 0-0

VS. SEC 0-0

VS. SEC AT MEMORIAL GYM 0-0

VS. SEC ON THE ROAD 0-0

VS. RANKED OPPONENTS 0-0

VS. OPPONENTS RECEIVING 0-0

WINNING THE OPENING TIP 8-0

LOSING THE OPENING TIP 5-0

WEARING WHITE 8-0

WEARING VANDY SCRIPT WHITE 3-0

WEARING GRAY 1-0

WEARING GOLD 1-0

WEARING BLACK 0-0

WEARING V BLACK 0-0

WEARING PLAY4KAY JERSEY 0-0





## 2025-26 GAME LEADERS

OPPONENT	DATE	SCORE	W/L	POINTS	REBOUNDS	ASSISTS	STEALS	BLOCKS
vs. California	11-03-25	74-65	W	Blakes (27)	Mitchell (10)	Galvan (7)	Washington (4)	Mitchell/Pissott (3)
Furman	11-10-25	96-48	W	Mwenentanda (16)	Galvan (7)	Galvan (8)	Blakes (4)	Blakes/Makurat (1)
at Austin Peay	11-12-25	75-65	W	Blakes (26)	Washington (10)	Pissott (4)	Washington (3)	Washington (2)
at Western Kentucky	11-19-25	87-49	W	Blakes (30)	Blakes (10)	Galvan (8)	Blakes (6)	Del Rosario (3)
Alabama State	11-21-25	92-38	W	Makurat (21)	Washington (7)	Galvan (8)	Blakes (4)	Del Rosario/Washington (2)
Tennessee State	11-23-25	99-43	W	Blakes (24)	Washington (10)	Galvan (15)	Galvan (9)	Del Rosario/Mitchell/Washington (2)
vs. Oregon State	11-27-25	88-66	W	Blakes (35)	Pissott/Washington (6)	Blakes/Pissott (4)	Galvan (6)	Mitchell (2)
vs. BYU	11-29-25	84-71	W	Blakes (27)	Washington (12)	Blakes/Washington (6)	Blakes/Galvan (3)	Washington (1)
Virginia	12-03-25	81-68	W	Blakes (28)	Blakes/Mwenentanda/Washington (7)	Galvan (8)	Blakes (4)	Mitchell (3)
at South Florida	12-15-25	87-58	W	Blakes (19)	Blakes/Pissott/Washington (6)	Galvan (8)	Blakes (3)	Mitchell (2)
UAlbany	12-18-25	64-35	W	Blakes (17)	Galvan/Mitchell (6)	Blakes/Galvan (4)	Blakes (6)	Mitchell (4)
Texas Southern	12-20-25	96-46	W	Pissott (25)	Mitchell (10)	Galvan (11)	Black/Blakes/Mitchell (3)	Mwenentanda (3)
Stonehill	12-28-25	109-50	W	Blakes (21)	Black/Washington (5)	Blakes/Galvan (7)	Brown (6)	Del Rosario (1)
at Arkansas	01-01-26							
LSU	01-04-26							
Missouri	01-08-26							
at Texas A&M	01-11-26							
at Mississippi State	01-15-26							
vs. Michigan	01-19-26							
Auburn	01-22-26							
at South Carolina	01-25-26							
at Ole Miss	01-29-26							
Florida	02-01-26							
at Kentucky	02-05-26							
Oklahoma	02-09-26							
Texas	02-12-26							
at Georgia	02-15-26							
Kentucky	02-22-26							
Alabama	02-26-26							
at Tennessee	03-01-26							

## POINTS

Mikayla Blakes	10 (10-0)
Aga Makurat	1 (1-0)
Ndjakalenga Mwenentanda	1 (1-0)
Justine Pissott	1 (1-0)

## REBOUNDS

Sacha Washington	8 (8-0)
Mikayla Blakes	3 (3-0)
Aiyana Mitchell	3 (3-0)
Justine Pissott	2 (2-0)
Aubrey Galvan	2 (2-0)
Ava Black	1 (1-0)
Ndjakalenga Mwenentanda	1 (1-0)

## ASSISTS

Aubrey Galvan	10 (10-0)
Mikayla Blakes	4 (4-0)
Justine Pissot	2 (2-0)
Sacha Washington	2 (2-0)

## STEALS

Mikayla Blakes	8 (8-0)
Aubrey Galvan	3 (3-0)
Sacha Washington	2 (2-0)
Ava Black	1 (1-0)
Jada Brown	1 (1-0)
Aiyana Mitchell	1 (1-0)

## BLOCKS

Aiyana Mitchell	6 (6-0)
Aalyah Del Rosario	4 (4-0)
Sacha Washington	4 (4-0)
Mikayla Blakes	1 (1-0)
Aga Makurat	1 (1-0)
Ndjakalenga Mwenentanda	1 (1-0)
Justine Pissott	1 (1-0)

## 2025-26 GAME HIGHS &amp; LOWS

## HIGHS

Points	109	vs. Stonehill (12/28/25)
FG Made	44	vs. Stonehill (12/28/25)
FG Attempts	76	vs. Tennessee State (11/21/25)
3-Pt FG Made	18	vs. Texas Southern (12/20/25)
3-PT FG Attempts	41	vs. Texas Southern (12/20/25)
FT Made	19	vs. Alabama State (11/21/25)
		vs. Virginia (12/03/25)
FT Attempts	25	vs. Furman (11/10/25)
		vs. Alabama State (11/21/25)
Rebounds	49	vs. California (11/3/25)
Assists	33	vs. Tennessee State (11/21/25)
Steals	26	vs. Stonehill (12/28/25)
Blocks	9	vs. Tennessee State (11/21/25)
Turnovers	20	at Austin Peay (11/12/25)
Fouls	19	at Austin Peay (11/12/25)

## LOWS

Points	64	vs. UAlbany (12/18/25)
FG Made	25	UAlbany (12/18/25)
FG Attempts	55	at Austin Peay (11/12/25)
		vs. UAlbany (12/18/25)
3-Pt FG Made	4	vs. Stonehill (12/28/25)
3-PT FG Attempts	11	vs. Stonehill (12/28/25)
FT Made	5	vs. Tennessee State (11/21/25)
FT Attempts	10	vs. Tennessee State (11/21/25)
Rebounds	30	vs. Stonehill (12/28/25)
Assists	15	vs. California (11/3/25)
		at Austin Peay (11/12/15)
		vs. UAlbany (12/18/25)
Steals	6	at Austin Peay (11/12/25)
Blocks	1	vs. Stonehill (12/28/25)
Turnovers	7	vs. Alabama State (11/21/25)
		vs. Oregon State (11/27/25)
Fouls	9	vs. South Florida (12/15/25)





BENCH PRODUCTION

Game	VU-OPP	Diff.	Top Bench Scorer
vs. California	14-5	+9	Aiyana Mitchell, 12
Furman	33-26	+7	Aiyana Mitchell, 12
at Austin Peay	13-20	-7	Aiyana Mitchell, 10
at Western Ky.	18-17	+1	Aga Makurat, 7
Alabama St.	50-16	+34	Aga Makurat, 21
Tennessee St.	32-18	+14	Aiyana Mitchell, 8
vs. Oregon St.	14-22	-8	Jada Brown, 9
vs. BYU	12-14	-2	Jada Brown, 8
Virginia	8-20	-12	Aiyana Mitchell, 8
South Florida	18-17	+1	Aiyana Mitchell, 8
UAlbany	21-3	+18	Aiyana Mitchell, 14
TX Southern	39-23	+16	Aga Makurat, 13
Stonehill	41-9	+32	Aiyana Mitchell, 16
Total	313-210	+103	Aiyana Mitchell, 109 pts
AVG.	24.1-16.2	+7.9	Aiyana Mitchell, 8.4 ppg

SPECIALTY STATS

Team	Off. TO	PAINT	2nd CHANCE	FAST BREAK
vs. California	19-13	40-34	25-15	14-6
Furman	41-5	50-14	12-5	22-4
at Austin Peay	13-22	32-28	14-7	8-9
at Western Ky.	25-6	36-20	24-9	10-5
Alabama State	38-4	34-10	17-1	11-0
Tennessee St.	38-9	64-22	20-12	31-10
vs. Oregon St.	27-12	30-36	6-13	13-2
vs. BYU	30-4	30-22	4-10	14-13
Virginia	28-19	28-34	6-7	14-21
South Florida	28-8	28-28	13-4	12-13
UAlbany	25-6	30-4	11-14	14-0
TX Southern	28-7	28-18	11-4	24-12
Stonehill	46-13	64-18	12-8	31-2
Total	386-128	494-288	175-109	218-97
AVG.	29.7-9.8	38.0-22.2	13.4-8.4	16.8-7.5

2025-26 GAME-BY-GAME STATS

				Total		3-Pointers		Free throws		Rebounds											
Opponent	Date	Score		FG-FGA	PCT	3FG-3FGA	PCT	FT-FTA	PCT	OFF	DEF	TOT	AVG	PF	A	TO	BLK	STL	PTS	AVG	
vs California	11/03/2025	74-65	W	29-75	.387	6-22	.273	10-16	.625	27	22	49	49.0	17	15	14	8	15	74	74.0	
Furman	11/10/2025	96-48	W	37-66	.561	10-25	.400	12-22	.545	11	26	37	43.0	16	28	12	2	14	96	85.0	
at Austin Peay	11/12/2025	75-65	W	26-55	.473	8-21	.381	15-25	.600	15	25	40	42.0	19	15	20	6	6	75	81.7	
at Western Ky.	11/19/2025	87-49	W	33-75	.440	12-33	.364	9-12	.750	25	23	48	43.5	17	19	12	8	19	87	83.0	
Alabama St.	11/21/2025	92-38	W	31-73	.425	11-30	.367	19-25	.760	18	30	48	44.4	15	22	7	6	15	92	84.8	
Tennessee St.	11/23/2025	99-43	W	43-76	.566	8-21	.381	5-10	.500	15	30	45	44.5	11	33	15	9	18	99	87.2	
vs Oregon St.	11/27/2025	88-66	W	32-68	.471	12-26	.462	12-17	.706	10	21	31	42.6	15	15	7	5	12	88	87.3	
vs BYU	11/29/2025	84-71	W	30-73	.411	11-34	.324	13-14	.929	16	21	37	41.9	11	21	5	1	8	84	86.9	
Virginia	12/03/2025	81-68	W	27-59	.458	8-23	.348	19-21	.905	10	24	34	41.0	13	19	14	5	11	81	86.2	
South Fla.	12/15/2025	87-58	W	30-71	.423	12-37	.324	15-15	1.000	16	25	41	41.0	9	24	9	4	9	87	86.3	
UAlbany	12/18/2025	64-35	W	25-55	.455	6-18	.333	8-14	.571	9	25	34	40.4	15	15	10	6	13	64	84.3	
Texas Southern	12/20/2025	96-46	W	32-67	.478	18-41	.439	14-17	.824	15	32	47	40.9	16	24	18	6	13	96	85.3	
Stonehill	12/28/2025	109-50	W	44-63	.698	4-11	.364	17-18	.944	8	22	30	40.1	11	27	14	1	26	109	87.1	
Total		1132		419-876	.478	126-342	.368	168-226	.743	195	326	521	40.1	185	277	157	67	179	1132	87.1	
Opponents		702		261-724	.360	82-288	.285	98-155	.632	149	283	432	33.2	210	141	296	29	75	702	54.0	

Vanderbilt Averages

Games Played	Points/ game	FG Pct	3FG Pct	FT Pct	Rebounds/ game	Assists/ game	Turnovers/ game	Assist/Turnover ratio	Steals/ game	Blocks/ game
13	87.1	47.8	36.8	74.3	40.1	21.3	12.1	1.8	13.8	5.2





2025-26 GAME COMPARISON

Opponent	1st	2nd	3rd	4th	Final	Mar	Total FG	FG Pct	3-Pointers	3FG Pct	Free Throws	FT Pct	Rebs	Mar	Ast	TOver	Block	Steal	Fouls
vs. California	18-18	<b>13</b> -15	24-9	19-23	74-65	<b>+9</b>	29-75/26- <b>67</b>	<b>.387</b> /.388	6-22/7- <b>28</b>	<b>.273</b> /.250	10-16/6-13	.625/.462	<b>49</b> /41	+8	<b>15</b> /18	14/17	8/ <b>4</b>	15/8	17/14
Furman	21-13	22-9	28-10	25-16	96-48	+48	37-66/17-51	.561/.333	10-25/7-21	.400/.333	12-22/7- <b>21</b>	.561/.333	37/28	+9	28/9	12/28	2/2	14/5	16/21
at Austin Peay	21-19	17-14	25-18	<b>12</b> -14	75-65	+10	26- <b>55</b> /22-55	.473/.393	8-21/6-24	.381/.250	15- <b>25</b> /15-20	.600/.750	40/28	+12	<b>15</b> /11	<b>20</b> /15	6/ <b>0</b>	<b>6</b> /6	<b>19</b> /21
at Western Ky.	23-11	23-13	24-15	17-10	87-49	+38	33-67/18-55	.493/.327	12-31/6-18	.387/.333	9-12/7-11	.750/.636	43/27	<b>+16</b>	16/10	13/24	6/3	18/7	16/21
Alabama State	24-9	26-13	<b>27</b> -6	15-10	92-38	+54	31-73/13- <b>48</b>	.425/.271	11-30/5-18	.367/.278	<b>19</b> -25/7-14	.760/.500	48/36	+12	22/ <b>6</b>	7/25	6/3	15/4	15/ <b>22</b>
Tennessee St.	31-6	<b>25</b> -4	25-17	18-16	99-43	+56	43- <b>76</b> /15-56	.566/.268	8-21/ <b>3</b> -21	.381/. <b>143</b>	<b>5</b> -10/10-15	<b>.500</b> /.667	45/31	+14	<b>33</b> /8	15/29	<b>9</b> /1	18/6	11/13
vs. Oregon St.	26-13	<b>17</b> - <b>25</b>	<b>30</b> -9	15-19	88-66	+22	32-68/26-61	.471/.426	12-26/7-22	<b>.462</b> /.318	12-17/7-9	.706/.778	<b>31</b> / <b>42</b>	<b>-9</b>	<b>15</b> /12	7/21	5/2	12/ <b>3</b>	15/ <b>11</b>
vs. BYU	<b>16</b> - <b>28</b>	24-11	24-16	20-16	84- <b>71</b>	+13	30-73/25-56	.411/.446	11-34/ <b>12</b> - <b>28</b>	.324/. <b>429</b>	13-14/9-14	.929/.643	37/39	-2	21/14	<b>5</b> /19	<b>1</b> /2	8/4	11/16
Virginia	18-19	16-11	29-11	<b>18</b> -27	81-68	+13	27-59/ <b>27</b> -58	.458/. <b>466</b>	8-23/8-21	.348/.381	<b>19</b> -21/6-10	.905/.600	34/31	+3	19/14	14/18	5/3	11/ <b>10</b>	13/21
South Florida	<b>11</b> -7	<b>27</b> -18	24-17	25-16	87-58	+29	30-71/26-59	.423/.441	12-37/6- <b>16</b>	.324/.375	15-15/ <b>0</b> -2	<b>1.000</b> /.000	41/31	+10	24/10	9/20	4/2	9/ <b>3</b>	<b>9</b> /14
UAlbany	14-7	16-13	<b>20</b> -11	<b>14</b> -4	<b>64</b> -35	+29	<b>25</b> - <b>55</b> / <b>11</b> - <b>48</b>	.455/. <b>229</b>	6-18/4-21	.333/.190	8-14/9-14	.571/.643	34/38	-4	<b>15</b> /6	10/21	6/2	13/6	15/16
Texas Southern	<b>24</b> -5	<b>22</b> -4	<b>28</b> - <b>23</b>	22-14	96-46	+50	32-67/15-57	.478/.263	<b>18</b> - <b>41</b> /4-27	.439/.148	14-17/12-13	.824/. <b>923</b>	47/32	+15	24/11	18/23	6/ <b>0</b>	13/8	16/15
Stonehill	<b>34</b> -6	26-11	21-14	<b>28</b> -19	<b>109</b> -50	<b>+59</b>	<b>44</b> -63/20-51	<b>.698</b> /.392	<b>4</b> - <b>11</b> /7-24	.364/.292	17-18/3-6	.944/.500	30/ <b>23</b>	+7	27/12	<b>14</b> / <b>35</b>	<b>1</b> /1	<b>26</b> /5	11/12
SEASON TOTAL	<b>281</b> -161	<b>274</b> -162	<b>329</b> -176	<b>248</b> -204	<b>1132</b> -702	<b>+430</b>	<b>419</b> -876/261-724	<b>.478</b> /.360	<b>126</b> -342/82-288	<b>.368</b> /.285	<b>168</b> -226/98-155	<b>.743</b> /.632	<b>521</b> /432	<b>+89</b>	<b>277</b> /141	<b>157</b> /296	<b>67</b> /29	<b>179</b> /75	<b>185</b> /210
SEASON AVG	<b>21.6</b> -12.4	<b>21.1</b> -12.5	<b>25.3</b> -13.5	<b>19.1</b> -15.7	<b>87.1</b> -54.0	<b>+33.1</b>	<b>32.2</b> -67.4/20.1-55.7		<b>9.7</b> -26.3/6.3-22.2		<b>12.9</b> -17.4/7.5-11.9		<b>40.1</b> /33.2	<b>+6.8</b>	<b>21.3</b> /10.8	<b>10.7</b> /22.8	<b>5.2</b> /2.2	<b>13.8</b> /5.8	<b>14.2</b> /16.2

SEASON HIGH | SEASON LOW





# SHEA RALPH

## HEAD COACH

FIFTH SEASON  
UConn • '01

Shea Ralph was named the sixth head coach in Vanderbilt women's basketball history on April 13, 2021. The 2025-26 campaign marks her fifth season leading the Commodores.

Ralph has given the Vanderbilt women's basketball program a resurgence in her short time in the Music City. Using her experience as a player and coach at one of the premier women's basketball programs in the nation, Ralph has brought the Commodores back into the forefront of the NCAA women's basketball landscape.

The Fayetteville, North Carolina, native and UConn graduate has guided the Does to the NCAA Tournament in 2023-24 and 2024-25. It marks the first time that Vanderbilt made consecutive March Madness appearances since earning 15-straight bids from 1999-2014.

Ralph has gone 73-59 (.553) during her four seasons in the Music City, while she is 45-21 (.682) over her last two seasons, which includes 17 victories over SEC teams. Ralph has collected four wins over ranked teams at Vanderbilt and she is the only Commodore women's basketball head coach to defeat in-state rival Tennessee twice in the same season (2024-25).

Ralph recruited and developed Vanderbilt's first National Freshman of the Year recipient, as Mikayla Blakes earned the USBWA Tamika Catchings National Freshman of the Year Award in 2024-25.

The fourth-year head coach has developed a pair of All-Americans at Vanderbilt, with both Mikayla Blakes and Khamil Pierre earning All-American status in 2024-25. She has coached a total of three All-SEC players (Mikayla Blakes (1st - 2024-25), Iyana Moore (2nd -2023-24) and Caja Harbison (2nd - 2022-23)) and has had four Commodores named to the All-SEC Freshman Team. Additionally, she has had nine student-athletes selected to the SEC Academic Honor Roll.

In her fourth season in 2024-25, Ralph guided the Commodores to a 22-11 overall record and an 8-8 mark in SEC play. She led Vanderbilt to its second-straight NCAA Tournament, earning an at-large bid as the No. 7 seed in the Birmingham Region 2.

The 22 wins also marked the first time the Commodores posted back-to-back 20-win seasons since the 2011-12 and 2012-13 campaigns. The Does were ranked in the AP Top 25 and the WBCA Coaches Poll for two weeks during the 2024-25 regular season, marking the first time since 2013-14 that the Commodores have been ranked in both



major polls for multiple weeks. Vanderbilt topped out at No. 23 in both polls on Jan. 28.

The Commodores collected three wins over ranked teams in 2024-25, which include a pair of wins over Tennessee, as Vanderbilt defeated the Lady Vols twice in one season for the first time in program history.

Ralph orchestrated one of the biggest turnarounds in program history during the 2023-24 season, as the Commodores went from being projected last in the SEC preseason polls to earning the program's first bid into the NCAA Tournament in 10 seasons.

Vanderbilt went 23-10 in Year 3 under Ralph's direction, as the Commodores made their first appearance in the NCAA Tournament since the 2013-14 campaign. The 23 wins marked an 11-win improvement from a season ago, which is the second-largest win improvement from one season to the next in program history.

Ralph orchestrated one of the biggest turnarounds in program history during the 2023-24 season, as the Commodores went from being projected last in the SEC preseason polls to earning the program's first bid into the NCAA Tournament in 10 seasons.

Vanderbilt went 23-10 in Year 3 under Ralph's direction, as the Commodores made their first appearance in the NCAA Tournament since the 2013-14 campaign. The 23 wins marked an 11-win improvement from a season ago, which is the second-largest win improvement from one season to the next in program history.

The Commodores went out and proved the preseason prognosticators wrong in 2023-24, as Vandy finished sixth in the SEC after being picked 13th in the Preseason SEC Coaches Poll and 14th in the Preseason SEC Media Poll. The Does went 9-7 in SEC play and won a program-record six road SEC games. The nine SEC wins were the most for Vanderbilt since the 2012-13 campaign. The Commodores earned the No. 6 seed in the 2024 SEC Women's Basketball Tournament, which was the program's highest seed at the SEC Tournament since 2011.

Vanderbilt's at-large bid into the 2024 NCAA Tournament marked the second time in her three seasons that Ralph has led the Commodores to the postseason.

A total of three Commodores earned All-SEC honors in Year 3 under Ralph. Iyana Moore made her first appearance on the All-SEC second team, while Jordyn Cambridge was named to the All-SEC defensive team for a school-record third time. Khamil Pierre was named to the All-SEC freshman team, making her the third Commodore to earn a spot on the team under Ralph, joining Moore and Sacha Washington. Pierre was also named SEC Freshman of the Week a program record five times during the season.

Vanderbilt's hard-nosed and gritty approach helped the Commodores become one of the elite defensive teams in the SEC, as Vandy ranked third in steals per game at 10.2 steals. The Does' 315 steals during the 2023-24 campaign are the third-most in a season in program history.

## THE RALPH FILE

### Vanderbilt (2021-Current) Head Coach

- 86-59 overall record in four seasons at Vanderbilt
- Led the Commodores to each of the last two NCAA Tournaments, marking the first time Vanderbilt has earned consecutive March Madness bids since going to 15-straight from 1999-2014
- First Vanderbilt women's coach to defeat Tennessee twice in the same season (2024-25)
- Guided Vanderbilt to its first NCAA Tournament bid since the 2014 NCAA Tournament in 2023-24 and posted the Does' first NCAA Tournament victory since 2013
- Posted the largest win improvement from one season to next in school history during the 2023-24 season, as Vandy's 23 victories marked an 11-win improvement from 2022-23
- Led Vanderbilt to its first postseason bid since the 2013-14 campaign with an appearance in the 2022 WNIT in her debut season in 2021-22
- Guided Vandy to a school record six SEC road wins in '23-'24
- Five players have earned All-SEC honors under Ralph

### UConn (2008-2021) Assistant Coach

- 462-22 in 13 seasons as an assistant coach at UConn
- Won Six NCAA National Championships
- 12 Final Four Appearances
- 16 Conference Titles
- Coached 21 WNBA Draft Picks, 9 top-5 picks, three No. 1 picks

### Pittsburgh (2003-2008) Assistant Coach

- 86-66 in five seasons as an assistant coach at Pittsburgh
- 2008 Sweet 16 Appearance
- Two NCAA Tournament Appearances (2007 & 08)
- 2006 WNIT Final Four

### UConn (1996-2001) Player

- Drafted by Utah Starzz in 2001 WNBA Draft
- Scored 1,678 career points, Ranks 8th in UConn history
- Won 2000 NCAA National Championship
- 2000 NCAA Women's Final Four MVP
- 2000 Big East Player of the Year
- 2000 All-American
- 2000 Sports Illustrated Women's College Player of the Year
- Honda Award Winner





## RALPH BY THE RECORD

SEASON	TEAM	OVERALL	CONF.	CONF. FINISH	POSTSEASON
1996-97	UConn (Player)	33-1	18-0	1st	Elite Eight
1997-98	UConn (Redshirted)	34-3	17-1	1st	Elite Eight
1998-99	UConn (Player)	29-5	17-1	T-1st	Sweet 16
1999-00	UConn (Player)	36-1	18-0	T-1st	<b>NCAA Champions</b>
2000-01	UConn (Player)	32-3	17-1	1st	Final Four
2003-04	Pittsburgh (AC)	6-20	2-14	13th	--
2004-05	Pittsburgh (AC)	13-15	5-11	10th	--
2005-06	Pittsburgh (AC)	22-11	9-7	T-6th	WNIT Final Four
2006-07	Pittsburgh (AC)	24-9	10-6	T-5th	NCAA 2nd Round
2007-08	Pittsburgh (AC)	24-11	10-6	T-5th	Sweet 16
2008-09	UConn (AC)	39-0	16-0	1st	<b>NCAA Champions</b>
2009-10	UConn (AC)	39-0	16-0	1st	<b>NCAA Champions</b>
2010-11	UConn (AC)	36-2	16-0	1st	Final Four
2011-12	UConn (AC)	33-5	13-3	T-2nd	Final Four
2012-13	UConn (AC)	35-4	14-2	2nd	<b>NCAA Champions</b>
2013-14	UConn (AC)	40-0	18-0	1st	<b>NCAA Champions</b>
2014-15	UConn (AC)	38-1	18-0	1st	<b>NCAA Champions</b>
2015-16	UConn (AC)	38-0	18-0	1st	<b>NCAA Champions</b>
2016-17	UConn (AC)	36-1	16-0	1st	Final Four
2017-18	UConn (AC)	36-1	16-0	1st	Final Four
2018-19	UConn (AC)	35-3	16-0	1st	Final Four
2019-20	UConn (AC)	29-3	16-0	1st	NCAA Tournament Canceled
2020-21	UConn (AC)	28-2	18-0	1st	Final Four
2021-22	Vanderbilt (HC)	16-19	4-12	T-12th	WNIT Sweet 16
2022-23	Vanderbilt (HC)	12-19	3-13	12th	--
2023-24	Vanderbilt (HC)	23-10	9-7	6th	NCAA 1st Round
2024-25	Vanderbilt (HC)	22-11	8-8	T-8th	NCAA 1st Round
2025-26	Vanderbilt (HC)	13-0	0-0	--	--

### RALPH OVERALL CAREER RECORD

SCHOOL	POS.	RECORD	CONF	POSTSEASON
UConn (1996-01)	Player	164-13	87-3	5 NCAA Tourn. • 1 NCAA Title • 2 Final Fours • 4 Elite Eights • 5 Sweet 16
Pittsburgh (2003-08)	Ast. Coach	89-66	36-44	2 NCAA Tourn. • 1 Sweet 16 • 2 NCAA 2nd Rd • 1 WNIT Final Four
UConn (2008-21)	Ast. Coach	462-19	211-5	12 NCAA Tourn. • 6 NCAA Title • 12 Final Fours • 4 Perfect Seasons
<b>Vandy (2021-Pres.)</b>	<b>Head Coach</b>	<b>86-59</b>	<b>24-40</b>	<b>2 NCAA Tourn. • 1 WNIT Sweet 16</b>
<b>TOTAL</b>	<b>28 Seasons</b>	<b>802-157</b>	<b>358-92</b>	<b>21 NCAA Tourn. • 7 NCAA Titles • 14 Final Fours • 18 Elite Eights</b>

### RALPH UCONN PLAYING STATS

YEAR	GP	MIN	AVG	FG	FGA	FG%	3FG	3FGA	3P%	FT	FTA	FT%	REB	AVG	AST	AVG	TO	STL	AVG	PTS	AVG
1996-97	31	676	21.8	116	209	.555	7	30	.233	115	138	.833	140	4.5	59	1.9	65	35	1.1	354	11.4
1997-98																					
REDSHIRTED - INJURY																					
1998-99	30	727	24.2	164	277	.559	31	75	.413	144	180	.800	113	3.8	94	3.1	78	69	3.1	503	16.8
1999-00	37	1051	28.4	184	295	.624	22	55	.400	139	170	.818	138	3.7	181	4.9	90	95	4.9	529	14.3
2000-01	30	710	23.7	98	189	.519	21	63	.333	75	93	.806	119	4.0	122	4.1	57	53	4.1	292	9.7
<b>TOTAL</b>	<b>128</b>	<b>3164</b>	<b>24.7</b>	<b>562</b>	<b>970</b>	<b>.579</b>	<b>81</b>	<b>223</b>	<b>.363</b>	<b>473</b>	<b>747</b>	<b>.814</b>	<b>510</b>	<b>4.0</b>	<b>456</b>	<b>3.6</b>	<b>290</b>	<b>252</b>	<b>2.0</b>	<b>1678</b>	<b>13.1</b>

2020-21 became the first freshman to sweep the major national player-of-the-year awards: the Naismith Trophy, Associated Press Player of the Year, USBWA National Player of the Year, Lieberman Award and Wooden Award.

In all, Ralph worked with 21 WNBA draft picks at UConn, including nine top-five picks and three No. 1 overall selections: Tina Charles, Maya Moore and Breanna Stewart.

Prior to returning to UConn as an assistant, Ralph spent five seasons at the University of Pittsburgh from 2003-08. She was instrumental in a period of unprecedented success, helping the Panthers improve from single-digit victories to at least 22 victories in each of her final three seasons. Pitt also reached the Sweet 16 for the first time in program history in 2008.

As one of the most celebrated student-athletes in women's basketball history, Ralph ranks eighth in UConn's storied record book with 1,678 points. She also ranks among the program's all-time top 10 in career assists (456), steals (252) and field goal percentage (57.9). Ralph graduated from Connecticut in 2001 with a degree in exercise physiology.

In leading UConn to a national championship in 2000, Ralph was named an All-American and Big East Player of the Year. She was selected as the most valuable player in the 2000 NCAA Women's Final Four. She also won the Honda Award, presented to the premier female student-athlete in 12 collegiate sports, and the "Sports Illustrated for Women" Player of the Year.

Ralph was selected by the Utah Starzz in the 2001 WNBA Draft, but was unable to pursue a professional career due to a knee injury.

Ralph and her husband, Tom Garrick, have one daughter, Maysen. Currently a member of the Vanderbilt coaching staff, Garrick served as head coach of the UMass-Lowell women's basketball program from 2018-21 and previously served as a Vanderbilt assistant from 2009-15.

Her mother, Marsha Lake, is a trailblazer in women's college basketball, as she is the first All-American from the University of North Carolina and was a member of Team USA with Pat Summitt at the 1973 World University games in Soviet Russia.

Vanderbilt was hit hard with a plethora of preseason injuries to begin the 2022-23 campaign. Coach Ralph was able to rally the Commodores and record a second-straight double-digit win season, marking the first time in six years that Vandy has posted back-to-back double-digit win campaigns.

During the 2022-23 campaign, Ralph guided Vanderbilt to a winning record inside Memorial Gymnasium for the 38th time in the last 40 seasons. The Commodores won nine games at Memorial Gym, which included victories over Texas A&M, Arkansas, and Kentucky.



Ralph was key in the development of Cija Harbison, who transferred into the program for her graduate season and became one of the most prolific scorers in the SEC. Harbison earned second team All-SEC honors after averaging 19.6 points per game and shot 40.6% from the field. The only player in the SEC to score 40 points in a game this season, Harbison had three outings with 30-plus points among the 23 times she has scored in double figures while recording the highest scoring average of her collegiate career. Harbison has led the Commodores in scoring 16 times, assists on 20 occasions and steals in 15 games. Harbison tied a school record with 41 points and added five steals in a January win over Texas A&M.

In her inaugural season, Ralph led Vanderbilt to its first postseason appearance since 2014. The Commodores reached the third round of the Women's National Invitation Tournament, their longest postseason run since 2013. Vanderbilt also recorded its first SEC Tournament victory in six years when it defeated Texas A&M 85-69 on March 2, 2022.

In all, Ralph accrued the third-most wins of any women's basketball coach in a debut season. That included a 63-59 victory against No. 15 Florida in Memorial Gymnasium on Feb. 24, 2022, the program's first win against a ranked opponent since 2020. Ralph wasted no time helping individual student-athletes realize their full potential. Jordyn Cambridge, Iyana Moore and Sacha Washington earned All-SEC accolades during the 2021-22 campaign. Cambridge recorded the program's first postseason triple-double during the SEC Tournament, while she and Moore contributed to a program-record 17 3-pointers against Alabama State on Dec. 28, 2021.

A seven-time national champion as a student-athlete or coach, Ralph arrived at Vanderbilt after spending the previous 13 seasons as an assistant coach alongside Geno Auriemma at the University of Connecticut. While serving as a coach at her alma mater, Ralph helped guide the Huskies to 12 Final Four appearances and six national championships, including an NCAA record four-consecutive titles from 2013-16.

Ralph was an instrumental figure in recruiting and player development with the Huskies.

She mentored standouts like Paige Bueckers, who in





# 1 MIKAYLA BLAKES

@MikaylaBlakes  
@MikaylaBlakes  
@MikaylaBlakes

G • 5-8 • So. • Somerset, N.J. • Rutgers Prep HS

## SEASON HIGHS

Points • 35 • vs. Oregon State (11/27/25)
FG Made • 12 • vs. Oregon State (11/27/25)
FG Attempts • 27 • vs. California (11/3/25)
3-Pt Made • 5 • at Western Kentucky (11/19/25)
3-Pt Attempt • 12 • South Florida (12/15/25)
FT Made • 12 • Virginia (12/03/25)
FT Attempt • 13 • Virginia (12/03/25)
Rebounds • 10 • at Western Kentucky (11/19/25)
Assists • 7 • 2x, Last: Stonehill (12/28/25)
Steals • 6 • 2x, Last: UAlbany (12/28/25)
Blocks • 1 • 4x, Last: at Tennessee State (11/23/25)
Minutes • 40 • 3x, Last: Virginia (12/03/25)

## CAREER HIGHS

Points • 55 • at Auburn (02/18/25)
FG Made • 16 • at Florida (01/30/25)
FG Attempts • 28 • at Auburn (02/18/25)
3-Pt Made • 7 • Last: at Oklahoma (02/20/25)
3-Pt Attempt • 14 • at Miami (12/04/24)
FT Made • 23 • at Auburn (02/18/25)
FT Attempt • 24 • at Auburn (02/18/25)
Rebounds • 10 • at Western Kentucky (11/19/25)
Assists • 8 • Hampton (11/20/24)
Steals • 7 • Appalachian State (12/1/24)
Blocks • 2 • LSU (01/13/25)
Minutes • 45 • Auburn (02/18/25)

- Preseason All-SEC First Team - Coaches & Media (2025-26)
- Won Gold with Team USA & earned MVP at 2025 FIBA Women's AmeriCup
- Holds the highest career scoring avg among active SEC players at 23.5 ppg
- Six-time All-American
- SEC Single-Game Scoring Record Holder with 55 pts at Auburn on Feb. 18, 2025
- NCAA DI Freshman Single-Game Scoring Record Holder with 55 points
- 32-game double-digit scoring streak is the fourth-longest active streak in NCAA DI
- USBWA Tamika Catchings National Freshman of the Year (2024-25)
- SEC Freshman of the Year - Coaches (2024-25)
- SEC Newcomer of the Year - USA Today (2024-25)
- All-SEC First Team (2024-25)

SUPERLATIVES	'25-26 CAREER		SUPERLATIVES	'25-26 CAREER	
10+ POINTS	13	45	5+ STEALS	3	6
15+ POINTS	13	41	3+ STEALS	11	28
20+ POINTS	9	30	2+ BLOCKS	--	1
25+ POINTS	6	16	DOUBLE-DOUBLES	--	--
30+ POINTS	2	7	LED VANDY IN PTS	10	29
40+ POINTS	--	2	LED VANDY IN REB	3	4
50+ POINTS	--	2	LED VANDY IN AST	4	15
MADE 3+ 3-PT FG	4	12	LED VANDY IN STL	7	16
10+ REBS	1	1	LED VANDY IN BLK	1	6
5+ ASSISTS	4	13			
3+ ASSISTS	10	29			

## GAME-BY-GAME

DATE	OPPONENT	GS	MIN	FGM/A	FG%	3FG/A	3P%	FTM/A	FG%	OFF	DEF	TOT	AVG	PF	AST	T/O	BLK	STL	PTS	AVG
11.3.25	CALIFORNIA	*	40:00	9-27	.333	2-9	.222	7-10	.700	1	3	4	4.0	1	1	2	1	3	27	27.0
11.10.25	FURMAN	*	29:29	6-14	.429	2-6	.333	1-4	.250	1	3	4	4.0	2	4	2	1	4	15	21.0
11.12.25	AT AUSTIN PEAY	*	37:37	8-20	.400	2-8	.250	8-11	.727	1	0	1	3.0	3	3	6	0	2	26	22.7
11.19.25	AT WESTERN KY.	*	25:15	11-18	.611	5-9	.556	3-4	.750	4	6	10	4.8	1	3	2	0	6	30	24.5
11.21.25	ALABAMA STATE	*	23:48	5-9	.556	1-4	.250	8-9	.889	2	1	3	4.4	2	5	1	0	4	19	23.4
11.23.25	TENNESSEE STATE	*	20:31	11-17	.647	2-6	.333	0-0	.000	0	2	2	4.0	1	2	0	1	4	24	23.5
11.27.25	VS. OREGON STATE	*	37:34	12-22	.545	2-6	.333	9-10	.900	0	4	4	4.0	2	4	1	1	3	35	25.1
11.29.25	VS. BYU	*	40:00	10-24	.417	3-10	.300	4-4	1.000	2	2	4	4.0	3	6	2	0	3	27	25.4
12.3.25	VIRGINIA	*	40:00	7-17	.412	2-6	.333	12-13	.923	3	4	7	4.3	3	7	5	0	4	28	25.7
12.15.25	SOUTH FLORIDA	*	32:30	7-19	.368	4-12	.333	1-1	1.000	1	5	6	4.5	1	3	2	0	3	19	25.0
12.18.25	UALBANY	*	31:40	7-17	.412	1-5	.200	2-4	.500	0	4	4	4.	0	4	2	0	6	17	24.3
12.20.25	TEXAS SOUTHERN	*	23:01	8-14	.571	4-10	.400	3-4	.750	1	1	2	4.3	0	1	2	1	3	23	24.2
12.28.25	STONEHILL	*	25:41	7-13	.538	1-4	.250	6-6	1.000	0	1	1	4.0	1	7	0	0	5	21	23.9
1.1.26	AT ARKANSAS																			
1.4.26	LSU																			
1.8.26	MISSOURI																			
1.11.26	AT TEXAS A&M																			
1.15.26	AT MISSISSIPPI ST.																			
1.19.26	VS. MICHIGAN																			
1.22.26	AUBURN																			
1.25.26	AT SOUTH CAROLINA																			
1.29.26	AT OLE MISS																			
2.1.26	FLORIDA																			
2.5.26	AT KENTUCKY																			
2.9.26	OKLAHOMA																			
2.12.26	TEXAS																			
2.15.26	AT GEORGIA																			
2.22.26	KENTUCKY																			
2.26.26	ALABAMA																			
3.1.26	AT TENNESSEE																			
TOTAL		13	407:06	108-231	.468	31-95	.326	64-80	.800	16	36	52	4.0	20	50	27	5	50	311	23.9

## CAREER STATS

YEAR	GP	GS	MIN	AVG	FG	FGA	PCT	3FG	3FGA	3PCT	FT	FTA	PCT	OFF	DEF	TOT	AVG	PF	FO	AST	TO	BLK	STL	PTS	AVG
2024-25	33	32	1062	32.2	250	548	.456	76	222	.342	193	218	.885	48	65	113	3.4	82	2	105	96	8	78	769	23.3
2025-26	13	13	407	31.3	108	231	.468	31	95	.326	64	80	.800	16	36	52	4.0	20	0	50	27	5	50	311	23.9
CAREER	46	45	1469	31.9	358	779	.460	107	317	.338	257	298	.862	64	101	165	3.6	102	2	155	12	13	128	1080	23.5





# 2 JADA BROWN

@\_JadaBrown  
@BrownJadaa  
@JadaBrown\_

G • 5-8 • Sr. • Bentonville, Ark. • Bentonville HS

## SEASON HIGHS

Points • 12 • Stonehill (12/28/25)  
FG Made • 4 • 2x, Last: Stonehill (12/28/25)  
FG Attempts • 9 • at Western Kentucky (11/19/25)  
3-Pt Made • 3 • vs. Oregon State (11/27/25)  
3-Pt Attempt • 4 • 2x, Last: vs. BYU (11/29/25)  
FT Made • 4 • 2x, Last: Stonehill (12/28/25)  
FT Attempt • 5 • Stonehill (12/28/25)  
Rebounds • 3 • 2x, Last: Texas Southern (12/20/25)  
Assists • 4 • Alabama State (11/21/25)  
Steals • 6 • Stonehill (12/28/25)  
Blocks • 1 • vs. California (11/3/25)  
Minutes • 34 • vs. BYU (11/29/25)

## CAREER HIGHS

Points • 12 • 2x, Last: Stonehill (12/28/25)  
FG Made • 4 • 3x, Last: Stonehill (12/28/25)  
FG Attempts • 12 • Samford (11/10/22)  
3-Pt Made • 4 • vs. NC State (11/24/22)  
3-Pt Attempt • 8 • at LSU (01/01/23)  
FT Made • 4 • Alabama State (11/21/25)  
FT Attempt • 4 • Alabama State (11/21/25)  
Rebounds • 4 • 4x, Last: Radford (12/31/23)  
Assists • 5 • Tarleton State (11/15/22)  
Steals • 6 • Stonehill (12/28/25)  
Blocks • 1 • 3x, Last: California (11/3/25)  
Minutes • 42 • Lipscomb (12/18/22)

- Kay Yow Servant Leader Award (2025-26)
- Averaging a career-best 4.6 ppg this season
- Equaled her career high by scoring 12 pts vs. Stonehill on Dec. 28
- Played in 77 games with 22 career starts at Vanderbilt
- Member of Coach Ralph's first signing class at Vanderbilt
- Her TikTok account has generated 5.7 million likes and 109,000 followers
- Second player from Arkansas in program history and first since 1990-91
- Two-time SEC Winter Academic Honor Roll (2023-24, 2024-25)
- Majoring in Human & Organizational Development

SUPERLATIVES	'25-26 CAREER		SUPERLATIVES	'25-26 CAREER	
10+ POINTS	2	4	3+ ASSISTS	2	3
15+ POINTS	--	--	5+ STEALS	1	1
20+ POINTS	--	--	3+ STEALS	1	1
25+ POINTS	--	--	2+ BLOCKS	--	--
30+ POINTS	--	--	DOUBLE-DOUBLES	--	--
40+ POINTS	--	--	LED VANDY IN PTS	--	--
50+ POINTS	--	--	LED VANDY IN REB	--	--
MADE 3+ 3-PT FG	1	4	LED VANDY IN AST	--	1
10+ REBS	--	--	LED VANDY IN STL	1	1
5+ ASSISTS	--	--	LED VANDY IN BLK	--	--

## GAME-BY-GAME

DATE	OPPONENT	GS	MIN	FGM/A	FG%	3FG/A	3P%	FTM/A	FT%	OFF	DEF	TOT	AVG	PF	AST	T/O	BLK	STL	PTS	AVG
11.3.25	CALIFORNIA		04:08	0-1	.000	0-0	.000	0-0	.000	0	0	0	0.0	0	0	0	1	0	0	0.0
11.10.25	FURMAN		18:31	4-6	.667	2-3	.667	0-0	.000	0	0	0	0.0	1	2	0	0	2	10	5.0
11.12.25	AT AUSTIN PEAY		15:46	1-3	.333	1-3	.333	0-0	.000	0	0	0	0.0	0	1	0	0	0	3	4.3
11.19.25	AT WESTERN KY.		21:39	1-9	.111	0-3	.000	0-0	.000	1	0	1	0.3	3	3	1	0	2	2	3.8
11.21.25	ALABAMA STATE		22:48	0-2	.000	0-1	.000	4-4	1.000	0	2	2	0.6	0	4	1	0	2	4	3.8
11.23.25	TENNESSEE STATE		16:03	3-5	.600	1-3	.333	0-0	.000	0	1	1	0.7	2	2	5	0	1	7	4.3
11.27.25	VS. OREGON STATE		20:06	3-5	.600	3-4	.750	0-0	.000	0	3	3	1.0	2	1	0	0	1	9	5.0
11.29.25	VS. BYU		33:42	2-5	.400	2-4	.500	2-2	1.000	1	1	2	1.1	0	1	0	0	1	8	5.4
12.3.25	VIRGINIA		13:32	0-1	.000	0-1	.000	0-0	.000	1	0	1	1.1	0	0	0	0	0	0	4.8
12.15.25	SOUTH FLORIDA		18:37	0-4	.000	0-4	.000	0-0	.000	0	2	2	1.2	0	2	0	0	1	0	4.3
12.18.25	UALBANY		30:05	1-5	.200	0-1	.000	0-0	.000	0	2	2	1.3	2	2	0	0	0	2	4.1
12.20.25	TEXAS SOUTHERN		23:53	1-4	.250	1-2	.500	0-0	.000	0	3	3	1.4	3	3	2	0	1	3	4.0
12.28.25	STONEHILL		28:06	4-4	1.000	0-0	.000	4-5	.800	0	1	1	1.4	2	1	2	0	6	12	4.6
1.1.26	AT ARKANSAS																			
1.4.26	LSU																			
1.8.26	MISSOURI																			
1.11.26	AT TEXAS A&M																			
1.15.26	AT MISSISSIPPI ST.																			
1.19.26	VS. MICHIGAN																			
1.22.26	AUBURN																			
1.25.26	AT SOUTH CAROLINA																			
1.29.26	AT OLE MISS																			
2.1.26	FLORIDA																			
2.5.26	AT KENTUCKY																			
2.9.26	OKLAHOMA																			
2.12.26	TEXAS																			
2.15.26	AT GEORGIA																			
2.22.26	KENTUCKY																			
2.26.26	ALABAMA																			
3.1.26	AT TENNESSEE																			
TOTAL		0	266:56	20-54	.370	10-29	.345	10-11	.909	3	15	18	1.4	15	22	11	1	17	60	4.6

## CAREER STATS

YEAR	GP	GS	MIN	AVG	FG	FGA	PCT	3FG	3FGA	3PCT	FT	FTA	PCT	OFF	DEF	TOT	AVG	PF	FO	AST	TO	BLK	STL	PTS	AVG
2022-23	30	22	637	21.3	44	150	.293	32	105	.305	12	14	.857	13	19	32	1.1	35	0	24	44	1	14	132	4.4
2023-24	19	0	128	6.7	3	20	.150	2	16	.125	4	6	.667	2	9	11	0.6	12	0	7	6	0	2	12	0.6
2024-25	15	0	78	5.2	7	14	.500	3	7	.429	3	4	.750	5	9	14	0.9	9	0	6	6	0	6	20	1.3
2025-26	13	0	267	20.5	20	54	.370	10	29	.345	10	11	.909	3	15	18	1.4	15	0	22	11	1	17	60	4.6
CAREER	77	22	1110	14.4	74	238	.311	47	157	.299	29	35	.829	23	52	75	1.0	71	0	59	67	2	39	224	2.9



# 3 AUBREY GALVAN

@AubTheBaller1  
@AubTheBaller  
@AubTheBaller1

G • 5-6 • Fr. • Deerfield, Ill. • Wilmette Loyola Academy

## SEASON HIGHS

Points • 18 • at Austin Peay (11/12/25)
FG Made • 7 • Tennessee State (11/23/25)
FG Attempts • 15 • 2x, Last: vs. BYU (11/29/25)
3-Pt Made • 3 • 3x, Last: UAlbany (12/18/25)
3-Pt Attempt • 10 • South Florida (12/15/25)
FT Made • 3 • at Austin Peay (11/12/25)
FT Attempt • 3 • at Austin Peay (11/12/25)
Rebounds • 9 • vs. California (11/3/25)
Assists • 15 • Tennessee State (11/23/25)
Steals • 9 • Tennessee State (11/23/25)
Blocks • 1 • vs. Oregon State (11/27/25)
Minutes • 40 • 2x, Last: vs. BYU (11/29/25)

## CAREER HIGHS

Points • 18 • at Austin Peay (11/12/25)
FG Made • 7 • Tennessee State (11/23/25)
FG Attempts • 15 • 2x, Last: vs. BYU (11/29/25)
3-Pt Made • 3 • at Austin Peay (11/12/25)
3-Pt Attempt • 9 • 2x, Last: vs. BYU (11/29/25)
FT Made • 3 • at Austin Peay (11/12/25)
FT Attempt • 3 • at Austin Peay (11/12/25)
Rebounds • 9 • vs. California (11/3/25)
Assists • 15 • Tennessee State (11/23/25)
Steals • 9 • Tennessee State (11/23/25)
Blocks • 1 • vs. Oregon State (11/27/25)
Minutes • 40 • 2x, Last: vs. BYU (11/29/25)

- Her 7 ast vs. Cal were the most by a Vandy player in a debut since 2015-16
- Her 9 reb. vs. Cal were the most by a Commodore in a debut since 2019-20
- Top-ranked point guard in Illinois, according to multiple publications
- Two-time adidas All-American ('23, '24)
- 4-star recruit according to Prospect Nation and named to the site's Elite 150 for the Class of 2025
- Became the first NCAA player since at 1999-00 to open her career with back-to-back games with 7-plus assists and 7-plus rebounds
- Scored 2,132 career points as a prep player
- Works out with WNBA star Jewell Loyd in the summers and considers the six-time WNBA All-Star a mentor

SUPERLATIVES	'25-26 CAREER		SUPERLATIVES	'25-26 CAREER	
10+ POINTS	7	7	3+ ASSISTS	12	12
15+ POINTS	4	4	5+ STEALS	3	3
20+ POINTS	--	--	3+ STEALS	8	8
25+ POINTS	--	--	2+ BLOCKS	--	--
30+ POINTS	--	--	DOUBLE-DOUBLES	1	1
40+ POINTS	--	--	LED VANDY IN PTS	--	--
50+ POINTS	--	--	LED VANDY IN REB	1	1
MADE 3+ 3-PT FG	3	3	LED VANDY IN AST	9	9
10+ REBS	--	--	LED VANDY IN STL	2	2
5+ ASSISTS	11	11	LED VANDY IN BLK	--	--

## GAME-BY-GAME

DATE	OPPONENT	GS	MIN	FGM/A	FG%	3FG/A	3P%	FTM/A	FG%	OFF	DEF	TOT	AVG	PF	AST	T/O	BLK	STL	PTS	AVG
11.3.25	CALIFORNIA	*	39:10	3-14	.214	1-4	.250	0-0	.000	2	7	9	9.0	4	7	3	0	3	7	7.0
11.10.25	FURMAN	*	31:18	5-10	.500	1-4	.250	0-0	.000	2	5	7	8.0	3	8	6	0	3	11	9.0
11.12.25	AT AUSTIN PEAY	*	40:00	6-10	.600	3-5	.600	3-3	1.000	0	2	2	6.0	4	3	2	0	0	18	12.0
11.19.25	AT WESTERN KY.	*	27:08	1-6	.167	1-2	.500	0-0	.000	0	5	5	5.8	0	8	1	0	0	3	9.8
11.21.25	ALABAMA STATE	*	25:50	2-9	.222	0-3	.000	0-0	.000	0	2	2	5.0	0	8	1	0	2	4	8.6
11.23.25	TENNESSEE STATE	*	30:53	7-15	.467	2-5	.400	0-0	.000	0	3	3	4.7	0	15	5	0	9	16	9.8
11.27.25	VS. OREGON STATE	*	30:29	5-14	.357	2-5	.400	0-2	.000	0	1	1	4.1	3	1	1	1	6	12	10.1
11.29.25	VS. BYU	*	40:00	6-15	.400	2-9	.222	2-2	1.000	0	2	2	3.9	0	5	0	0	3	16	10.9
12.3.25	VIRGINIA	*	37:47	3-6	.500	1-2	.500	0-0	.000	0	4	4	3.9	0	8	3	0	3	7	10.4
12.15.25	SOUTH FLORIDA	*	35:59	4-13	.308	3-10	.300	0-0	.000	1	4	5	4.0	0	8	2	0	2	11	10.5
12.18.25	UALBANY	*	35:35	6-12	.500	3-6	.500	0-0	.000	0	6	6	4.2	2	4	2	0	4	15	10.9
12.20.25	TEXAS SOUTHERN	*	21:37	1-9	.111	1-8	.125	0-0	.000	1	1	2	4.0	1	11	3	0	0	3	10.3
12.28.25	STONEHILL	*	28:12	4-7	.571	1-2	.500	0-0	.000	0	3	3	3.9	0	7	1	0	5	9	10.2
1.1.26	AT ARKANSAS																			
1.4.26	LSU																			
1.8.26	MISSOURI																			
1.11.26	AT TEXAS A&M																			
1.15.26	AT MISSISSIPPI ST.																			
1.19.26	VS. MICHIGAN																			
1.22.26	AUBURN																			
1.25.26	AT SOUTH CAROLINA																			
1.29.26	AT OLE MISS																			
2.1.26	FLORIDA																			
2.5.26	AT KENTUCKY																			
2.9.26	OKLAHOMA																			
2.12.26	TEXAS																			
2.15.26	AT GEORGIA																			
2.22.26	KENTUCKY																			
2.26.26	ALABAMA																			
3.1.26	AT TENNESSEE																			
TOTAL		13	423:58	53-140	.379	21-65	.323	5-7	.714	6	45	51	3.9	17	93	30	1	40	132	10.2

## CAREER STATS

YEAR	GP	GS	MIN	AVG	FG	FGA	PCT	3FG	3FGA	3PCT	FT	FTA	PCT	OFF	DEF	TOT	AVG	PF	FO	AST	TO	BLK	STL	PTS	AVG
2025-26	13	13	424	32.6	53	140	.379	21	65	.323	5	7	.714	6	45	51	3.9	17	0	93	30	1	40	132	10.2
CAREER	13	13	424	32.6	53	140	.379	21	65	.323	5	7	.714	6	45	51	3.9	17	0	93	30	1	40	132	10.2







# 4 MADISON GREENE

@Mad1son\_O4

@Mad1son\_O4

G • 5-6 • Jr. • Columbus, Ohio • Pickerington Central HS

## SEASON HIGHS

Points • - - • - -
FG Made • - - • - -
FG Attempts • - - • - -
3-Pt Made • - - • - -
3-Pt Attempt • - - • - -
FT Made • - - • - -
FT Attempt • - - • - -
Rebounds • - - • - -
Assists • - - • - -
Steals • - - • - -
Blocks • - - • - -
Minutes • - - • - -

## CAREER HIGHS

Points • 25 • at Dayton (12/19/24)
FG Made • 7 • 2x, Last: at Dayton (12/19/24)
FG Attempts • 14 • at Dayton (12/19/24)
3-Pt Made • 5 • at South Florida (11/14/24)
3-Pt Attempt • 8 • at South Florida (11/14/24)
FT Made • 8 • at Dayton (12/19/24)
FT Attempt • 10 • at Dayton (12/19/24)
Rebounds • 6 • Alabama A&M (12/29/24)
Assists • 6 • Samford (11/22/24)
Steals • 6 • Lipscomb (11/04/24)
Blocks • 1 • Austin Peay (11/08/24)
Minutes • 41 • Mississippi State (02/13/25)

- Will miss the 2025-25 season due to injury
- Played in 44 games with four career starts at Vanderbilt
- Earned a medical redshirt waiver for the 2023-24 season after missing the final 22 games due to injury
- Led the team in points off the bench at 7.3 ppg in 29 games in '24-25
- First Dore since 2018 to score 25-plus points off the bench in game vs. Dayton on Dec. 19, 2024
- SEC Winter Academic Honor Roll ('25)
- Majoring in Medicine, Health & Society

SUPERLATIVES	'25-26 CAREER	SUPERLATIVES	'25-26 CAREER
10+ POINTS	-- 13	3+ ASSISTS	-- 6
15+ POINTS	-- 5	5+ STEALS	-- 1
20+ POINTS	-- 1	3+ STEALS	-- 5
25+ POINTS	-- 1	2+ BLOCKS	-- --
30+ POINTS	-- --	DOUBLE-DOUBLES	-- --
40+ POINTS	-- --	LED VANDY IN PTS	-- 1
50+ POINTS	-- --	LED VANDY IN REB	-- --
MADE 3+ 3-PT FG	-- 4	LED VANDY IN AST	-- 4
10+ REBS	-- --	LED VANDY IN STL	-- 4
5+ ASSISTS	-- 1	LED VANDY IN BLK	-- --

## GAME-BY-GAME

DATE	OPPONENT	GS	MIN	FGM/A	FG%	3FG/A	3P%	FTM/A	FG% OFF	DEF	TOT	AVG	PF	AST	T/O	BLK	STL	PTS	AVG	
11.3.25	CALIFORNIA									REDSHIRTING										
11.10.25	FURMAN									REDSHIRTING										
11.12.25	AT AUSTIN PEAY									REDSHIRTING										
11.19.25	AT WESTERN KY.									REDSHIRTING										
11.21.25	ALABAMA STATE									REDSHIRTING										
11.23.25	TENNESSEE STATE									REDSHIRTING										
11.27.25	VS. OREGON STATE									REDSHIRTING										
11.29.25	VS. BYU OR VA. TECH									REDSHIRTING										
12.3.25	VIRGINIA									REDSHIRTING										
12.15.25	SOUTH FLORIDA									REDSHIRTING										
12.18.25	UALBANY									REDSHIRTING										
12.20.25	TEXAS SOUTHERN									REDSHIRTING										
12.28.25	STONEHILL									REDSHIRTING										
1.1.26	AT ARKANSAS									REDSHIRTING										
1.4.26	LSU									REDSHIRTING										
1.8.26	MISSOURI									REDSHIRTING										
1.11.26	AT TEXAS A&M									REDSHIRTING										
1.15.26	AT MISSISSIPPI ST.									REDSHIRTING										
1.19.26	VS. MICHIGAN									REDSHIRTING										
1.22.26	AUBURN									REDSHIRTING										
1.25.26	AT SOUTH CAROLINA									REDSHIRTING										
1.29.26	AT OLE MISS									REDSHIRTING										
2.1.26	FLORIDA									REDSHIRTING										
2.5.26	AT KENTUCKY									REDSHIRTING										
2.9.26	OKLAHOMA									REDSHIRTING										
2.12.26	TEXAS									REDSHIRTING										
2.15.26	AT GEORGIA									REDSHIRTING										
2.22.26	KENTUCKY									REDSHIRTING										
2.26.26	ALABAMA									REDSHIRTING										
3.1.26	AT TENNESSEE									REDSHIRTING										
TOTAL																				

## CAREER STATS

YEAR	GP	GS	MIN	AVG	FG	FGA	PCT	3FG	3FGA	3PCT	FT	FTA	PCT	OFF	DEF	TOT	AVG	PF	FO	AST	TO	BLK	STL	PTS	AVG
2023-24	11	0	217	19.7	31	73	.425	10	28	.357	4	6	.667	5	11	16	1.5	22	0	13	14	0	15	76	6.9
2024-25	33	4	672	20.4	78	181	.431	25	71	.352	44	53	.830	19	52	71	2.2	58	0	44	56	1	40	225	6.8
2025-26	--	--	--	--	--	--	--	--	--	--	--	--	--	--	--	--	--	--	--	--	--	--	--	--	--
CAREER	44	4	889	20.2	109	254	.429	35	99	.354	48	59	.814	24	63	87	2.0	80	0	57	70	1	55	301	6.8





# 8 AVA BLACK

@Ava\_Black0501  
@Ava\_Jaye\_Black

G • 5-11 • Fr. • Auburn, N.H. • Tabor Academy (Mass.)

## SEASON HIGHS

Points • 11 • Alabama State (11/21/25)  
FG Made • 4 • 3x, Last: Stonehill (12/28/25)  
FG Attempts • 8 • 2x, Last: Texas Southern (12/20/25)  
3-Pt Made • 3 • Alabama State (11/21/25)  
3-Pt Attempt • 4 • Alabama State (11/21/25)  
FT Made • 2 • South Florida (12/15/25)  
FT Attempt • 2 • South Florida (12/15/25)  
Rebounds • 6 • 2x, Last: Tennessee State (11/21/25)  
Assists • 2 • 2x, Last: Tennessee State (11/21/25)  
Steals • 3 • 2x, Last: Texas Southern (12/20/25)  
Blocks • 1 • Tennessee State (11/21/25)  
Minutes • 22 • 2x, Last: Texas Southern (12/20/25)

## CAREER HIGHS

Points • 11 • Alabama State (11/21/25)  
FG Made • 4 • 3x, Last: Stonehill (12/28/25)  
FG Attempts • 8 • 2x, Last: Texas Southern (12/20/25)  
3-Pt Made • 3 • Alabama State (11/21/25)  
3-Pt Attempt • 4 • Alabama State (11/21/25)  
FT Made • 2 • South Florida (12/15/25)  
FT Attempt • 2 • South Florida (12/15/25)  
Rebounds • 6 • 2x, Last: Tennessee State (11/21/25)  
Assists • 2 • 2x, Last: Tennessee State (11/21/25)  
Steals • 3 • 2x, Last: Texas Southern (12/20/25)  
Blocks • 1 • Tennessee State (11/21/25)  
Minutes • 22 • 2x, Last: Texas Southern (12/20/25)

- Made her Vanderbilt debut vs. Furman on Nov. 10
- Scored a career-high 11 points vs. Alabama State
- Ranked as one of New England's top prospects
- Attended the 2023 USA Women's Basketball U16 National Team trials
- First player in program history from New Hampshire
- Two-time All-State selection

SUPERLATIVES	'25-26 CAREER		SUPERLATIVES	'25-26 CAREER	
10+ POINTS	1	1	3+ ASSISTS	--	--
15+ POINTS	--	--	5+ STEALS	--	--
20+ POINTS	--	--	3+ STEALS	1	1
25+ POINTS	--	--	2+ BLOCKS	--	--
30+ POINTS	--	--	DOUBLE-DOUBLES	--	--
40+ POINTS	--	--	LED VANDY IN PTS	--	--
50+ POINTS	--	--	LED VANDY IN REB	--	--
MADE 3+ 3-PT FG	1	1	LED VANDY IN AST	--	--
10+ REBS	--	--	LED VANDY IN STL	1	1
5+ ASSISTS	--	--	LED VANDY IN BLK	--	--

## GAME-BY-GAME

DATE	OPPONENT	GS	MIN	FGM/A	FG%	3FG/A	3P%	FTM/A	FG%	OFF	DEF	TOT	AVG	PF	AST	T/O	BLK	STL	PTS	AVG
11.3.25	CALIFORNIA																			
DNP - COACHES CHOICE																				
11.10.25	FURMAN		04:19	1-2	.500	0-1	.000	1-1	1.000	0	1	1	1.0	2	0	0	0	0	3	3.0
11.12.25	AT AUSTIN PEAY																			
DNP - COACHES CHOICE																				
11.19.25	AT WESTERN KY.		12:30	1-3	.333	0-1	.000	0-0	.000	4	0	4	2.5	3	2	0	0	2	2	2.5
11.21.25	ALABAMA STATE		21:57	4-8	.500	3-4	.750	0-0	.000	3	3	6	3.7	3	1	0	0	3	11	5.3
11.23.25	TENNESSEE STATE		20:34	2-3	.667	0-1	.000	0-1	.000	1	5	6	4.3	1	2	2	1	1	4	5.0
11.27.25	VS. OREGON STATE		09:21	0-0	.000	0-0	.000	0-0	.000	0	2	2	3.8	1	1	1	0	1	0	4.0
11.29.25	VS. BYU		07:42	2-4	.500	0-2	.000	0-0	.000	0	0	0	3.2	1	1	0	0	0	4	4.0
12.3.25	VIRGINIA																			
DNP - COACHES CHOICE																				
12.15.25	SOUTH FLORIDA		09:59	0-1	.000	0-0	.000	2-2	1.000	3	1	4	3.3	1	0	1	0	0	2	3.7
12.18.25	UALBANY		09:13	1-2	.500	0-1	.000	0-0	.000	1	2	3	3.3	2	0	0	0	0	2	3.5
12.20.25	TEXAS SOUTHERN		21:56	4-5	.800	1-1	1.000	0-0	.000	0	5	5	3.4	4	0	1	0	3	9	4.1
12.28.25	STONEHILL		17:51	4-4	1.000	0-0	.000	1-1	1.000	1	4	5	3.6	2	1	0	0	2	9	4.6
1.1.26	AT ARKANSAS																			
1.4.26	LSU																			
1.8.26	MISSOURI																			
1.11.26	AT TEXAS A&M																			
1.15.26	AT MISSISSIPPI ST.																			
1.19.26	VS. MICHIGAN																			
1.22.26	AUBURN																			
1.25.26	AT SOUTH CAROLINA																			
1.29.26	AT OLE MISS																			
2.1.26	FLORIDA																			
2.5.26	AT KENTUCKY																			
2.9.26	OKLAHOMA																			
2.12.26	TEXAS																			
2.15.26	AT GEORGIA																			
2.22.26	KENTUCKY																			
2.26.26	ALABAMA																			
3.1.26	AT TENNESSEE																			
TOTAL		0	135:22	19-32	.594	4-11	.364	4-5	.800	13	23	36	3.6	20	8	5	1	12	46	4.6

## CAREER STATS

YEAR	GP	GS	MIN	AVG	FG	FGA	PCT	3FG	3FGA	3PCT	FT	FTA	PCT	OFF	DEF	TOT	AVG	PF	FO	AST	TO	BLK	STL	PTS	AVG
2025-26	10	0	135	13.5	19	32	.594	4	11	.364	4	5	.800	13	23	36	3.6	20	0	8	5	1	12	46	4.6
CAREER	10	0	135	13.5	19	32	.594	4	11	.364	4	5	.800	13	23	36	3.6	20	0	8	5	1	12	46	4.6





# 11 MONIQUE WILLIAMS

@Monique.Williams6  
@Monique\_Williams11

F • 6-3 • Fr. • Perth, Australia • Willeton Senior HS

## SEASON HIGHS

Points • 5 • Texas Southern (12/20/25)
FG Made • 2 • Texas Southern (12/20/25)
FG Attempts • 2 • 2x, Last: Texas Southern (12/20/25)
3-Pt Made • 1 • Texas Southern (12/20/25)
3-Pt Attempt • 1 • Texas Southern (12/20/25)
FT Made • 2 • Tennessee State (11/23/25)
FT Attempt • 4 • Tennessee State (11/23/25)
Rebounds • 2 • Alabama State (11/21/25)
Assists • 1 • UAlbany (12/18/25)
Steals • - - - -
Blocks • - - - -
Minutes • 10 • Texas Southern (12/20/25)

## CAREER HIGHS

Points • 5 • Texas Southern (12/20/25)
FG Made • 2 • Texas Southern (12/20/25)
FG Attempts • 2 • 2x, Last: Texas Southern (12/20/25)
3-Pt Made • 1 • Texas Southern (12/20/25)
3-Pt Attempt • 1 • Texas Southern (12/20/25)
FT Made • 2 • Tennessee State (11/23/25)
FT Attempt • 4 • Tennessee State (11/23/25)
Rebounds • 2 • Alabama State (11/21/25)
Assists • 1 • UAlbany (12/18/25)
Steals • - - - -
Blocks • - - - -
Minutes • 10 • Texas Southern (12/20/25)

- Made her Vanderbilt debut vs. Furman on Nov. 10
- Enrolled into Vanderbilt during the 2025 Spring semester, where she practiced with the Commodores for the remainder of 2024-25
- Member of Australia's National Program
- Second player in program history from Australia and first since 1999-00
- Attended Willeton Senior High School in Perth, Australia
- Won Silver w/ Australia at the 2025 FIBA U19 Women's World Cup in Czechia
- Played in eight games in the Basketball Australia Centre of Excellence (CoE)

SUPERLATIVES	'25-26 CAREER	SUPERLATIVES	'25-26 CAREER
10+ POINTS	-- --	3+ ASSISTS	-- --
15+ POINTS	-- --	5+ STEALS	-- --
20+ POINTS	-- --	3+ STEALS	-- --
25+ POINTS	-- --	2+ BLOCKS	-- --
30+ POINTS	-- --	DOUBLE-DOUBLES	-- --
40+ POINTS	-- --	LED VANDY IN PTS	-- --
50+ POINTS	-- --	LED VANDY IN REB	-- --
MADE 3+ 3-PT FG	-- --	LED VANDY IN AST	-- --
10+ REBS	-- --	LED VANDY IN STL	-- --
5+ ASSISTS	-- --	LED VANDY IN BLK	-- --

## GAME-BY-GAME

DATE	OPPONENT	GS	MIN	FGM/A	FG%	3FG/A	3P%	FTM/A	FG% OFF	DEF	TOT	AVG	PF	AST	T/O	BLK	STL	PTS	AVG	
11.3.25	CALIFORNIA																			
11.10.25	FURMAN	02:56	0-1	.000	0-0	.000	0-0	.000	0	0	0	0.0	1	0	0	0	0	0	0.0	
11.12.25	AT AUSTIN PEAY																			
11.19.25	AT WESTERN KY.	03:42	0-0	.000	0-0	.000	0-0	.000	0	1	1	0.5	0	0	0	0	0	0	0.0	
11.21.25	ALABAMA STATE	08:55	0-2	.000	0-0	.000	0-0	.000	2	0	2	1.0	1	0	0	0	0	0	0.0	
11.23.25	TENNESSEE STATE	05:04	0-1	.000	0-0	.000	2-4	.500	0	0	0	0.8	0	0	0	0	0	2	0.5	
11.27.25	VS. OREGON STATE																			
11.29.25	VS. BYU																			
12.3.25	VIRGINIA																			
12.15.25	SOUTH FLORIDA	02:14	1-1	1.000	0-0	.000	0-0	.000	0	0	0	0.6	0	0	0	0	0	2	0.8	
12.18.25	UALBANY	01:34	0-0	.000	0-0	.000	0-0	.000	0	0	0	0.5	0	1	0	0	0	0	0.7	
12.20.25	TEXAS SOUTHERN	10:00	2-2	1.000	1-1	1.000	0-2	.000	0	0	0	0.4	0	0	0	0	0	5	1.3	
12.28.25	STONEHILL	06:08	0-1	.000	0-0	.000	0-0	.000	0	0	0	0.4	0	0	1	0	0	0	1.1	
1.1.26	AT ARKANSAS																			
1.4.26	LSU																			
1.8.26	MISSOURI																			
1.11.26	AT TEXAS A&M																			
1.15.26	AT MISSISSIPPI ST.																			
1.19.26	VS. MICHIGAN																			
1.22.26	AUBURN																			
1.25.26	AT SOUTH CAROLINA																			
1.29.26	AT OLE MISS																			
2.1.26	FLORIDA																			
2.5.26	AT KENTUCKY																			
2.9.26	OKLAHOMA																			
2.12.26	TEXAS																			
2.15.26	AT GEORGIA																			
2.22.26	KENTUCKY																			
2.26.26	ALABAMA																			
3.1.26	AT TENNESSEE																			
TOTAL		0	40:33	3-8	.375	1-1	1.000	2-6	.333	2	1	3	0.4	2	1	1	0	0	9	1.1

## CAREER STATS

YEAR	GP	GS	MIN	AVG	FG	FGA	PCT	3FG	3FGA	3PCT	FT	FTA	PCT	OFF	DEF	TOT	AVG	PF	FO	AST	TO	BLK	STL	PTS	AVG
2025-26	8	0	41	5.1	3	8	.375	1	1	1.000	2	6	.333	2	1	3	0.4	2	0	1	1	0	0	9	1.1
CAREER	8	0	41	5.1	3	8	.375	1	1	1.000	2	6	.333	2	1	3	0.4	2	0	1	1	0	0	9	1.1







# 13 JUSTINE PISSOTT

@JustinePissott  
@j.usssssyyy  
@JustinePissott

G/F • 6-4 • Sr. • Toms River, N.J. • Tennessee/Red Bank Catholic

## SEASON HIGHS

Points • 25 • Texas Southern (12/20/25)
FG Made • 9 • Texas Southern (12/20/25)
FG Attempts • 15 • Virginia (12/03/25)
3-Pt Made • 7 • Texas Southern (12/20/25)
3-Pt Attempt • 12 • Virginia (12/03/25)
FT Made • 2 • Tennessee St. (11/23/25)
FT Attempt • 2 • 2x, Last: Tennessee St. (11/23/25)
Rebounds • 10 • vs. BYU (11/29/25)
Assists • 6 • Furman (11/10/25)
Steals • 2 • South Florida (12/15/25)
Blocks • 3 • vs. California (11/3/25)
Minutes • 39 • vs. California (11/3/25)

## CAREER HIGHS

Points • 25 • Texas Southern (12/20/25)
FG Made • 9 • Texas Southern (12/20/25)
FG Attempts • 15 • Virginia (12/03/25)
3-Pt Made • 7 • Texas Southern (12/20/25)
3-Pt Attempt • 12 • Virginia (12/03/25)
FT Made • 4 • at Texas (02/06/25)
FT Attempt • 4 • at Texas (02/06/25)
Rebounds • 10 • vs. BYU (11/29/25)
Assists • 6 • Furman (11/10/25)
Steals • 2 • 3x, Last: South Florida (12/15/25)
Blocks • 3 • 2x, Last: vs. California (11/3/25)
Minutes • 39 • vs. California (11/3/25)

- Averaging a career-best 11.5 ppg this season
- Named to Paradise Jam Island Division All-Tournament Team
- Scored career-high 25 points vs. Texas Southern on Dec. 20
- Collected first career double-double vs. BYU with 18 pts and 10 reb
- Holds a career 3-point percentage of 39.6% at Vandy
- First player to transfer to Vanderbilt from Tennessee
- Ranked No. 11 nationally in the Class of 2022 by HoopGurlz/espnW
- McDonald's All-American ('22)
- Majoring in Human & Organizational Development

SUPERLATIVES	'25-'26 CAREER		SUPERLATIVES	'25-'26 CAREER	
10+ POINTS	8	17	3+ ASSISTS	7	10
15+ POINTS	3	5	5+ STEALS	--	--
20+ POINTS	1	1	3+ STEALS	--	--
25+ POINTS	1	1	2+ BLOCKS	1	3
30+ POINTS	--	--	DOUBLE-DOUBLES	1	1
40+ POINTS	--	--	LED VANDY IN PTS	--	--
50+ POINTS	--	--	LED VANDY IN REB	2	3
MADE 3+ 3-PT FG	6	17	LED VANDY IN AST	1	1
10+ REBS	1	1	LED VANDY IN STL	--	--
5+ ASSISTS	1	1	LED VANDY IN BLK	1	11

## GAME-BY-GAME

DATE	OPPONENT	GS	MIN	FGM/A	FG%	3FG/A	3P%	FTM/A	FT%	OFF	DEF	TOT	AVG	PF	AST	T/O	BLK	STL	PTS	AVG
11.3.25	CALIFORNIA	*	38:40	3-10	.300	2-8	.250	1-2	.500	3	4	7	7.0	1	2	1	3	1	9	9.0
11.10.25	FURMAN	*	26:14	5-10	.500	3-7	.429	0-0	.000	0	3	3	5.0	2	6	0	0	0	13	11.0
11.12.25	AT AUSTIN PEAY	*	29:02	1-5	.200	1-4	.250	0-0	.000	1	4	5	5.0	4	4	2	1	0	3	8.3
11.19.25	AT WESTERN KY.	*	20:35	4-10	.400	4-8	.500	0-0	.000	3	1	4	4.8	2	0	3	1	0	12	9.3
11.21.25	ALABAMA STATE	*	17:09	1-5	.200	1-5	.200	0-0	.000	1	4	5	4.8	0	3	0	0	1	3	8.0
11.23.25	TENNESSEE STATE	*	22:10	4-5	.800	2-2	1.000	2-2	1.000	0	6	6	5.0	3	2	2	0	1	12	8.7
11.27.25	VS. OREGON STATE	*	34:04	6-12	.500	5-9	.556	0-0	.000	1	5	6	5.1	2	4	0	1	0	17	9.9
11.29.25	VS. BYU	*	30:13	7-13	.538	4-9	.444	0-0	.000	2	8	10	5.8	3	2	1	0	0	18	10.9
12.3.25	VIRGINIA	*	38:05	3-15	.200	3-12	.250	0-0	.000	0	3	3	5.4	2	4	3	1	0	9	10.7
12.15.25	SOUTH FLORIDA	*	28:07	5-8	.625	3-5	.600	0-0	.000	1	5	6	5.5	0	4	1	1	2	13	10.9
12.18.25	UALBANY	*	19:59	1-2	.500	1-2	.500	0-0	.000	0	1	1	5.1	3	3	0	0	0	3	10.2
12.20.25	TEXAS SOUTHERN	*	20:47	9-13	.692	7-10	.700	0-0	.000	0	3	3	4.9	1	1	1	0	1	25	11.4
12.28.25	STONEHILL	*	21:54	5-8	.625	2-4	.500	0-0	.000	0	1	1	4.6	1	2	1	0	2	12	11.5
1.1.26	AT ARKANSAS																			
1.4.26	LSU																			
1.8.26	MISSOURI																			
1.11.26	AT TEXAS A&M																			
1.15.26	AT MISSISSIPPI ST.																			
1.19.26	VS. MICHIGAN																			
1.22.26	AUBURN																			
1.25.26	AT SOUTH CAROLINA																			
1.29.26	AT OLE MISS																			
2.1.26	FLORIDA																			
2.5.26	AT KENTUCKY																			
2.9.26	OKLAHOMA																			
2.12.26	TEXAS																			
2.15.26	AT GEORGIA																			
2.22.26	KENTUCKY																			
2.26.26	ALABAMA																			
3.1.26	AT TENNESSEE																			
TOTAL		13	346:59	54-116	.466	38-85	.447	3-4	.750	12	48	60	4.6	24	37	15	8	8	149	11.5

## CAREER STATS

\*at Tennessee

YEAR	GP	GS	MIN	AVG	FG	FGA	PCT	3FG	3FGA	3PCT	FT	FTA	PCT	OFF	DEF	TOT	AVG	PF	FO	AST	TO	BLK	STL	PTS	AVG
2022-23*	27	0	189	7.0	20	60	.333	12	46	.261	2	2	1.000	6	20	26	1.0	20	0	10	12	4	1	54	2.0
2023-24	33	28	698	21.2	80	225	.356	52	141	.369	12	16	.750	14	57	71	2.2	54	1	25	40	17	10	224	6.8
2024-25	23	0	222	9.6	28	65	.431	19	49	.388	8	12	.667	14	25	39	1.7	22	0	10	10	2	5	83	3.6
2025-26	13	13	347	26.7	54	116	.466	38	85	.447	3	4	.750	12	48	60	4.6	24	0	37	15	8	8	149	11.5
VANDY	69	41	1267	18.4	162	406	.399	109	275	.396	23	32	.719	40	130	170	2.5	100	1	72	65	27	23	456	6.6
CAREER	96	41	1456	15.2	182	466	.391	121	321	.377	25	34	.735	46	150	196	2.0	120	1	82	77	31	24	510	5.3





# 14 AIYANA MITCHELL

@AiyanaMitchell7  
@AiyanaJM22  
@AiyanaJM22

F • 6-4 • Jr. • Colorado Springs, Colo. • Fountain-Fort Carson HS

## SEASON HIGHS

Points • 16 • Stonehill (12/28/25)
FG Made • 7 • Stonehill (12/28/25)
FG Attempts • 9 • UAlbany (12/18/25)
3-Pt Made • - - - -
3-Pt Attempt • - - - -
FT Made • 4 • 2x, Last: Alabama State (11/21/25)
FT Attempt • 6 • 2x, Last: Alabama State (11/21/25)
Rebounds • 10 • 2x, Last: Texas Southern (12/20/25)
Assists • 3 • 2x, Last: Stonehill (12/28/25)
Steals • 3 • 2x, Last: Texas Southern (12/20/25)
Blocks • 4 • UAlbany (12/18/25)
Minutes • 25 • vs. California (11/3/25)

## CAREER HIGHS

Points • 16 • Stonehill (12/28/25)
FG Made • 7 • Stonehill (12/28/25)
FG Attempts • 10 • Appalachian St. (12/1/24)
3-Pt Made • - -
3-Pt Attempt • -
FT Made • 5 • 2x, Last: South Carolina (02/23/25)
FT Attempt • 6 • 3x, Last: Alabama State (11/21/25)
Rebounds • 10 • 2x, Last: Texas Southern (12/20/25)
Assists • 3 • 2x, Last: Stonehill (12/28/25)
Steals • 3 • 4x, Last: Texas Southern (12/20/25)
Blocks • 4 • 2x, Last: UAlbany (12/18/25)
Minutes • 25 • vs. California (11/3/25)

- Appeared in 47-straight games at Vanderbilt
- Averaging a career-best 8.4 ppg and 5.6 rpg this season
- Opened 2025-26 on a three-game double-digit scoring streak
- Collected her first career double-double vs. Cal with 12 pts, 10 reb
- Became the first Dore to have a double-double off the bench since Leilani Kapinus vs. Evansville on Dec. 14, 2024
- Appeared in 61 games with one start at Vandy
- Holds a career field goal percentage of 60.1 percent at Vandy
- One of five players to play in all 33 games in 2024-25
- Majoring in Medicine, Health & Society

SUPERLATIVES	'25-26 CAREER		SUPERLATIVES	'25-26 CAREER	
10+ POINTS	6	8	3+ ASSISTS	2	2
15+ POINTS	1	1	5+ STEALS	- -	- -
20+ POINTS	- -	- -	3+ STEALS	2	4
25+ POINTS	- -	- -	2+ BLOCKS	6	11
30+ POINTS	- -	- -	DOUBLE-DOUBLES	1	1
40+ POINTS	- -	- -	LED VANDY IN PTS	- -	- -
50+ POINTS	- -	- -	LED VANDY IN REB	3	5
MADE 3+ 3-PT FG	- -	- -	LED VANDY IN AST	- -	- -
10+ REBS	2	2	LED VANDY IN STL	1	2
5+ ASSISTS	- -	- -	LED VANDY IN BLK	6	19

## GAME-BY-GAME

DATE	OPPONENT	GS	MIN	FGM/A	FG%	3FG/A	3P%	FTM/A	FG%	OFF	DEF	TOT	AVG	PF	AST	T/O	BLK	STL	PTS	AVG
11.3.25	CALIFORNIA		24:32	6-7	.857	0-0	.000	0-2	.000	7	3	10	10.0	3	3	2	3	3	12	12.0
11.10.25	FURMAN		14:18	4-4	1.000	0-0	.000	4-6	.667	3	3	6	8.0	0	1	0	0	1	12	12.0
11.12.25	AT AUSTIN PEAY		20:47	4-7	.571	0-0	.000	2-5	.400	6	3	9	8.3	3	1	3	1	0	10	11.3
11.19.25	AT WESTERN KY.		12:17	0-0	.000	0-0	.000	2-2	1.000	1	4	5	7.5	2	0	2	1	0	2	9.0
11.21.25	ALABAMA STATE		12:39	3-3	1.000	0-0	.000	4-6	.667	3	3	6	7.2	2	0	1	1	1	10	9.2
11.23.25	TENNESSEE STATE		18:19	4-7	.571	0-0	.000	0-0	.000	2	4	6	7.0	2	0	0	2	1	8	9.0
11.27.25	VS. OREGON STATE		21:24	2-4	.500	0-0	.000	1-2	.500	2	3	5	6.7	2	1	1	2	1	5	8.4
11.29.25	VS. BYU		08:08	0-3	.000	0-0	.000	0-0	.000	1	2	3	6.3	2	0	1	0	0	0	7.4
12.3.25	VIRGINIA		17:59	3-4	.750	0-0	.000	2-2	1.000	0	2	2	5.8	2	0	0	3	1	8	7.4
12.15.25	SOUTH FLORIDA		14:11	3-4	.750	0-0	.000	2-2	1.000	1	2	3	5.5	3	1	0	2	0	8	7.5
12.18.25	UALBANY		23:30	6-9	.667	0-0	.000	2-4	.500	3	3	6	5.5	2	1	1	4	1	14	8.1
12.20.25	TEXAS SOUTHERN		16:55	1-2	.500	0-0	.000	2-2	1.000	6	4	10	5.9	1	1	1	0	3	4	7.8
12.28.25	STONEHILL		15:25	7-8	.875	0-0	.000	2-2	1.000	0	2	2	5.6	0	3	3	0	1	16	8.4
1.1.26	AT ARKANSAS																			
1.4.26	LSU																			
1.8.26	MISSOURI																			
1.11.26	AT TEXAS A&M																			
1.15.26	AT MISSISSIPPI ST.																			
1.19.26	VS. MICHIGAN																			
1.22.26	AUBURN																			
1.25.26	AT SOUTH CAROLINA																			
1.29.26	AT OLE MISS																			
2.1.26	FLORIDA																			
2.5.26	AT KENTUCKY																			
2.9.26	OKLAHOMA																			
2.12.26	TEXAS																			
2.15.26	AT GEORGIA																			
2.22.26	KENTUCKY																			
2.26.26	ALABAMA																			
3.1.26	AT TENNESSEE																			
TOTAL		0	220:23	43-62	.694	0-0	.000	23-35	.657	35	38	73	5.6	24	12	15	19	13	109	8.4

## CAREER STATS

YEAR	GP	GS	MIN	AVG	FG	FGA	PCT	3FG	3FGA	3PCT	FT	FTA	PCT	OFF	DEF	TOT	AVG	PF	FO	AST	TO	BLK	STL	PTS	AVG
2023-24	15	0	58	3.9	6	11	.545	0	0	.000	2	4	.500	4	7	11	0.7	10	0	0	3	4	0	14	0.9
2024-25	33	1	374	11.3	46	85	.541	0	0	.000	26	42	.619	38	53	91	2.8	48	0	14	27	21	17	118	3.6
2025-26	13	0	220	17.0	43	62	.694	0	0	.000	23	35	.657	35	38	73	5.6	24	0	12	15	19	13	109	8.4
CAREER	61	1	652	10.7	95	158	.601	0	0	.000	51	81	.630	77	98	175	2.9	82	0	26	45	44	30	241	4.0





# 15 NDJAKALENGA MWENENTANDA

@Ndjakalenga

@Ndjakalenga

**G • 6-2 • Gr. • Sioux Falls, S.D. • Texas/Washington HS**

## SEASON HIGHS

Points • 16 • 2x, Last: Virginia (12/03/25)
FG Made • 6 • 3x, Last: Stonehill (12/28/25)
FG Attempts • 9 • 2x, Last: Virginia (12/03/25)
3-Pt Made • 2 • 2x, Last: Virginia (12/03/25)
3-Pt Attempt • 4 • at Western Kentucky (11/19/25)
FT Made • 4 • South Florida (12/15/25)
FT Attempt • 5 • Furman (11/10/25)
Rebounds • 5 • 2x, Last: at Austin Peay (11/12/25)
Assists • 4 • Furman (11/10/25)
Steals • 3 • at Western Kentucky (11/19/25)
Blocks • 3 • Texas Southern (12/20/25)
Minutes • 29 • Virginia (12/03/25)

## CAREER HIGHS

Points • 19 • vs. Illinois (03/24/25)
FG Made • 7 • 2x, Last: Illinois (03/24/25)
FG Attempts • 12 • at Miss. State (02/27/25)
3-Pt Made • 2 • Furman (11/10/25)
3-Pt Attempt • 3 • 2x, Furman (11/10/25)
FT Made • 8 • Louisiana (11/11/22)
FT Attempt • 9 • Houston Christian (12/21/22)
Rebounds • 11 • at Miss. State (02/27/25)
Assists • 4 • 4x, Last: Missouri (01/30/25)
Steals • 6 • Southeast Missouri St. (11/10/24)
Blocks • 3 • 3x, Last: Texas Southern (12/20/25)
Minutes • 37 • at Mississippi State (02/27/25)

- Averaging a career-best 7.9 ppg this season
- Ndjakalenga means “a gift of luck” from her mother’s Luba tribe in Congo
- Appeared in 103 games with 18 starts over her three seasons at Texas
- Won three Big 12 titles (2 tour., 1 reg. season) and one SEC reg. season title at Texas
- Played in 10 NCAA Tournament games, including a Final Four, two Elite 8s and two Sweet 16s
- Graduated from Texas in 2025 with a Bachelor’s Degree in Psychology
- Played prep ball at Washington HS in Sioux Falls, S.D., where she scored over 1,000 career points and won the AA state title as a junior

## SUPERLATIVES

10+ POINTS	5	23
15+ POINTS	2	7
20+ POINTS	--	--
25+ POINTS	--	--
30+ POINTS	--	--
40+ POINTS	--	--
50+ POINTS	--	--
MADE 3+ 3-PT FG	--	--
10+ REBS	--	1
5+ ASSISTS	--	--

## '25-26 CAREER

5	23
2	7
--	--
--	--
--	--
--	--
--	--
--	--
--	1
--	--

## SUPERLATIVES

3+ ASSISTS	1	8
5+ STEALS	--	1
3+ STEALS	--	2
2+ BLOCKS	2	8
DOUBLE-DOUBLES	--	--
LED VANDY IN PTS	1	1
LED VANDY IN REB	--	--
LED VANDY IN AST	--	--
LED VANDY IN STL	--	--
LED VANDY IN BLK	2	2

## GAME-BY-GAME

DATE	OPPONENT	GS	MIN	FGM/A	FG%	3FG/A	3P%	FTM/A	FG%	OFF	DEF	TOT	AVG	PF	AST	T/O	BLK	STL	PTS	AVG
11.3.25	CALIFORNIA	*	14:44	3-4	.750	1-1	1.000	0-0	.000	1	1	2	2.0	2	0	2	0	1	7	7.0
11.10.25	FURMAN	*	27:38	6-8	.750	2-3	.667	2-5	.400	1	4	5	3.5	2	4	0	0	1	16	11.5
11.12.25	AT AUSTIN PEAY	*	18:04	2-5	.400	1-1	1.000	0-0	.000	2	3	5	4.0	0	1	1	1	1	5	9.3
11.19.25	AT WESTERN KY.	*	22:17	4-9	.444	1-4	.250	2-2	1.000	3	0	3	3.8	0	1	1	1	3	11	9.8
11.21.25	ALABAMA STATE	*	16:46	2-6	.333	1-2	.500	0-0	.000	0	1	1	3.2	1	1	1	1	0	5	8.8
11.23.25	TENNESSEE STATE	*	18:34	1-2	.500	0-1	.000	0-0	.000	1	0	1	2.8	1	2	0	0	0	2	7.7
11.27.25	VS. OREGON STATE	*	22:30	2-4	.500	0-1	.000	2-2	1.000	0	1	1	2.6	2	2	3	0	0	6	7.4
11.29.25	VS. BYU	*	06:18	1-2	.500	0-0	.000	2-2	1.000	0	0	0	2.3	0	0	0	0	0	4	7.0
12.3.25	VIRGINIA	*	29:25	6-9	.667	2-2	1.000	2-2	1.000	3	4	7	2.8	3	0	1	1	1	16	8.0
12.15.25	SOUTH FLORIDA	*	21:50	3-6	.500	0-2	.000	4-4	1.000	0	1	1	2.6	3	1	1	0	0	10	8.2
12.18.25	UALBANY	*	17:47	1-5	.200	0-1	.000	3-4	.750	1	1	2	2.5	2	0	3	0	0	5	7.9
12.20.25	TEXAS SOUTHERN	*	19:16	0-4	.000	0-3	.000	4-4	1.000	1	5	6	2.8	1	0	0	3	1	4	7.6
12.28.25	STONEHILL	*	17:24	6-7	.857	0-1	.000	0-0	.000	1	1	2	2.8	1	1	1	0	2	12	7.9
1.1.26	AT ARKANSAS																			
1.4.26	LSU																			
1.8.26	MISSOURI																			
1.11.26	AT TEXAS A&M																			
1.15.26	AT MISSISSIPPI ST.																			
1.19.26	VS. MICHIGAN																			
1.22.26	AUBURN																			
1.25.26	AT SOUTH CAROLINA																			
1.29.26	AT OLE MISS																			
2.1.26	FLORIDA																			
2.5.26	AT KENTUCKY																			
2.9.26	OKLAHOMA																			
2.12.26	TEXAS																			
2.15.26	AT GEORGIA																			
2.22.26	KENTUCKY																			
2.26.26	ALABAMA																			
3.1.26	AT TENNESSEE																			
TOTAL		13	252:33	37-71	.521	8-22	.364	21-25	.840	14	22	36	2.8	18	13	14	7	10	103	7.9

## CAREER STATS

\*at Texas

YEAR	GP	GS	MIN	AVG	FG	FGA	PCT	3FG	3FGA	3PCT	FT	FTA	PCT	OFF	DEF	TOT	AVG	PF	FO	AST	TO	BLK	STL	PTS	AVG
2022-23	31	3	373	12.0	44	131	.336	3	17	.176	44	63	.698	36	33	69	2.2	52	2	18	29	4	15	135	4.4
2023-24	35	0	372	10.6	52	116	.448	3	10	.300	21	34	.618	22	36	58	1.7	41	0	23	33	9	11	128	3.7
2024-25	37	15	632	17.1	82	178	.461	1	18	.056	43	56	.768	48	60	108	2.9	57	0	34	54	21	27	208	5.6
2025-26	13	13	253	19.4	37	71	.521	8	22	.364	21	25	.840	14	22	36	2.8	18	0	13	14	7	10	103	7.9
VANDY	13	13	253	19.4	37	71	.521	8	22	.364	21	25	.840	14	22	36	2.8	18	0	13	14	7	10	103	7.9
CAREER	116	31	1630	14.1	215	496	.433	15	67	.224	129	178	.725	120	151	271	2.3	168	2	88	130	41	63	574	4.9







# 24 AGA MAKURAT

@a.makurat24

**G • 6-3 • Jr. • Sierakowice, Poland. • Sopocka Akademia Tenisowa**

## SEASON HIGHS

Points • 21 • Alabama State (11/21/25)
FG Made • 8 • Alabama State (11/21/25)
FG Attempts • 15 • Alabama State (11/21/25)
3-Pt Made • 5 • Alabama State (11/21/25)
3-Pt Attempt • 11 • Alabama State (11/21/25)
FT Made • 2 • Texas Southern (12/20/25)
FT Attempt • 2 • Texas Southern (12/20/25)
Rebounds • 5 • 2x, Last: UAlbany (12/18/25)
Assists • 3 • Tennessee State (11/23/25)
Steals • 3 • at Western Kentucky (11/19/25)
Blocks • 1 • 4x, Last: Texas Southern (12/20/25)
Minutes • 22 • at Western Kentucky (11/19/25)

## CAREER HIGHS

Points • 21 • Alabama State (11/21/25)
FG Made • 8 • Alabama State (11/21/25)
FG Attempts • 15 • Alabama State (11/21/25)
3-Pt Made • 5 • 2x, Last: Alabama State (11/21/25)
3-Pt Attempt • 11 • Alabama State (11/21/25)
FT Made • 3 • Western Kentucky (11/15/23)
FT Attempt • 4 • Western Kentucky (11/15/23)
Rebounds • 7 • at South Carolina (01/28/24)
Assists • 3 • 3x, Last: App. State (12/01/24)
Steals • 3 • 2x, Last: Tennessee State (11/23/25)
Blocks • 3 • Florida (01/07/24)
Minutes • 24 • at South Carolina (01/28/24)

- Averaging a career-best 4.5 ppg this season
- Scored career-high 21 points vs. Alabama State on Nov. 21
- Appeared in 60 games with three starts at Vandy
- Represented Poland in the FIBA U20 EuroBasket ('24), FIBA U18 Euro Champ. ('22) and FIBA U16 Euro Champ. ('20)
- First player from Poland in program history
- Participated in the NBA Academy team ('23) and led her team to an undefeated record
- Has two older sisters, Anna (UConn) and Ola (Utah), that played NCAA Division I women's basketball

SUPERLATIVES	'25-26 CAREER		SUPERLATIVES	'25-26 CAREER	
10+ POINTS	2	6	3+ ASSISTS	1	4
15+ POINTS	1	3	5+ STEALS	--	--
20+ POINTS	1	1	3+ STEALS	--	--
25+ POINTS	--	--	2+ BLOCKS	--	5
30+ POINTS	--	--	DOUBLE-DOUBLES	--	--
40+ POINTS	--	--	LED VANDY IN PTS	--	2
50+ POINTS	--	--	LED VANDY IN REB	--	1
MADE 3+ 3-PT FG	1	5	LED VANDY IN AST	--	--
10+ REBS	--	--	LED VANDY IN STL	--	1
5+ ASSISTS	--	--	LED VANDY IN BLK	1	8

## GAME-BY-GAME

DATE	OPPONENT	GS	MIN	FGM/A	FG%	3FG/A	3P%	FTM/A	FT%	OFF	DEF	TOT	AVG	PF	AST	T/O	BLK	STL	PTS	AVG
11.3.25	CALIFORNIA		06:06	0-0	.000	0-0	.000	0-0	.000	1	0	1	1.0	1	0	1	0	0	0	0.0
11.10.25	FURMAN		17:30	1-3	.333	0-1	.000	0-0	.000	1	4	5	3.0	0	1	0	1	0	2	1.0
11.12.25	AT AUSTIN PEAY		06:54	0-0	.000	0-0	.000	0-0	.000	0	1	1	2.3	0	1	1	0	0	0	0.7
11.19.25	AT WESTERN KY.		22:10	3-9	.333	1-6	.167	0-0	.000	1	2	3	2.5	2	0	0	1	3	7	2.3
11.21.25	ALABAMA STATE		20:19	8-15	.533	5-11	.455	0-0	.000	0	0	0	2.0	3	0	0	0	1	21	6.0
11.23.25	TENNESSEE STATE		17:24	3-7	.429	1-3	.333	0-0	.000	2	1	3	2.2	1	3	0	1	0	7	6.2
11.27.25	VS. OREGON STATE		05:56	0-1	.000	0-1	.000	0-0	.000	0	0	0	1.9	0	1	0	0	0	0	5.3
11.29.25	VS. BYU		02:05	0-0	.000	0-0	.000	0-0	.000	0	0	0	1.6	0	0	0	0	0	0	4.6
12.3.25	VIRGINIA		01:11	0-0	.000	0-0	.000	0-0	.000	0	0	0	1.4	0	0	0	0	0	0	4.1
12.15.25	SOUTH FLORIDA		10:44	2-6	.333	2-4	.500	0-0	.000	2	1	3	1.6	1	2	0	0	1	6	4.3
12.18.25	UALBANY		10:35	1-2	.500	1-2	.500	0-0	.000	2	3	5	1.9	0	0	1	0	0	3	4.2
12.20.25	TEXAS SOUTHERN		19:30	4-9	.444	3-6	.500	2-2	1.000	1	3	4	2.1	1	2	1	1	1	13	4.9
12.28.25	STONEHILL		11:49	0-0	.000	0-0	.000	0-0	.000	0	1	1	2.0	2	1	1	0	0	0	4.5
1.1.26	AT ARKANSAS																			
1.4.26	LSU																			
1.8.26	MISSOURI																			
1.11.26	AT TEXAS A&M																			
1.15.26	AT MISSISSIPPI ST.																			
1.19.26	VS. MICHIGAN																			
1.22.26	AUBURN																			
1.25.26	AT SOUTH CAROLINA																			
1.29.26	AT OLE MISS																			
2.1.26	FLORIDA																			
2.5.26	AT KENTUCKY																			
2.9.26	OKLAHOMA																			
2.12.26	TEXAS																			
2.15.26	AT GEORGIA																			
2.22.26	KENTUCKY																			
2.26.26	ALABAMA																			
3.1.26	AT TENNESSEE																			
TOTAL		0	152:13	22-52	.423	13-34	.382	2-2	1.000	10	16	26	2.0	11	11	5	4	6	59	4.5

## CAREER STATS

YEAR	GP	GS	MIN	AVG	FG	FGA	PCT	3FG	3FGA	3PCT	FT	FTA	PCT	OFF	DEF	TOT	AVG	PF	FO	AST	TO	BLK	STL	PTS	AVG
2023-24	33	3	469	14.2	44	129	.341	29	90	.322	11	14	.786	12	37	49	1.5	29	0	19	32	13	10	128	3.9
2024-25	14	0	143	10.2	17	53	.321	12	42	.286	1	1	1.000	7	21	28	2.0	5	0	10	7	5	3	47	3.4
2025-26	13	0	152	11.7	22	52	.423	13	34	.382	2	2	1.000	10	16	26	2.0	11	0	11	5	4	6	59	4.5
CAREER	60	3	764	12.7	83	234	.355	54	166	.325	14	17	.824	29	74	103	1.7	45	0	40	44	22	19	234	3.9





# 30 TRINITY WILSON

@Trinityy.Wilsonn  
@TrinityWilson\_BTS  
@TrinityWilson30

C • 6-3 • So. • Lakeville, Minn. • Lakeville North HS

## SEASON HIGHS

Points • 2 • 2x, Last: Stonehill (12/28/25)
FG Made • 1 • Stonehill (12/28/25)
FG Attempts • 1 • Stonehill (12/28/25)
3-Pt Made • - - - -
3-Pt Attempt • - - - -
FT Made • 2 • Texas Southern (12/20/25)
FT Attempt • 2 • 2x, Last: Texas Southern (12/20/25)
Rebounds • 2 • Texas Southern (12/20/25)
Assists • 1 • Texas Southern (12/20/25)
Steals • 1 • Furman (11/10/25)
Blocks • - - - -
Minutes • 6 • Texas Southern (12/20/25)

## CAREER HIGHS

Points • 6 • West Georgia (12/21/24)
FG Made • 3 • West Georgia (12/21/24)
FG Attempts • 5 • West Georgia (12/21/24)
3-Pt Made • - -
3-Pt Attempt • - -
FT Made • 2 • Texas Southern (12/20/25)
FT Attempt • 2 • 3x, Last: Texas Southern (12/20/25)
Rebounds • 5 • 2x, Last: Austin Peay (11/08/24)
Assists • 2 • at Missouri (03/02/25)
Steals • 1 • Furman (11/10/25)
Blocks • 1 • 2x, Last: West Georgia (12/21/24)
Minutes • 11 • Lipscomb (11/04/24)

- Played in 12 games, all off the bench, in her first year at Vanderbilt
- Ranked the fifth-best player in Minnesota according to PrepGirlsHoops.com
- Fourth player from Minnesota in program history and first since 2016-17
- Mother Brenda Marquis played at UConn and was a member of the 1995 undefeated NCAA championship team
- Majoring in Human & Organizational Development

SUPERLATIVES	'25-26 CAREER	SUPERLATIVES	'25-26 CAREER
10+ POINTS	-- --	3+ ASSISTS	-- --
15+ POINTS	-- --	5+ STEALS	-- --
20+ POINTS	-- --	3+ STEALS	-- --
25+ POINTS	-- --	2+ BLOCKS	-- --
30+ POINTS	-- --	DOUBLE-DOUBLES	-- --
40+ POINTS	-- --	LED VANDY IN PTS	-- --
50+ POINTS	-- --	LED VANDY IN REB	-- --
MADE 3+ 3-PT FG	-- --	LED VANDY IN AST	-- --
10+ REBS	-- --	LED VANDY IN STL	-- --
5+ ASSISTS	-- --	LED VANDY IN BLK	-- --

## GAME-BY-GAME

DATE	OPPONENT	GS	MIN	FGM/A	FG%	3FG/A	3P%	FTM/A	FG% OFF	DEF	TOT	AVG	PF	AST	T/O	BLK	STL	PTS	AVG	
11.3.25	CALIFORNIA																			
11.10.25	FURMAN		02:56	0-0	.000	0-0	.000	1-2	.500	0	0	0.0	1	0	2	0	1	1	1.0	
11.12.25	AT AUSTIN PEAY																			
11.21.25	AT WESTERN KY.		00:45	0-0	.000	0-0	.000	0-0	.000	0	0	0.0	0	0	0	0	0	0	0.5	
11.21.25	ALABAMA STATE																			
11.23.25	TENNESSEE STATE																			
11.27.25	VS. OREGON STATE																			
11.29.25	VS. BYU																			
12.3.25	VIRGINIA																			
12.15.25	SOUTH FLORIDA																			
12.18.25	UALBANY																			
12.20.25	TEXAS SOUTHERN		06:04	0-0	.000	0-0	.000	2-2	1.000	0	2	0.7	0	1	2	0	0	2	1.0	
12.28.25	STONEHILL		03:31	1-1	1.000	0-0	.000	0-0	.000	1	0	0.8	0	0	1	0	0	2	1.3	
1.1.26	AT ARKANSAS																			
1.4.26	LSU																			
1.8.26	MISSOURI																			
1.11.26	AT TEXAS A&M																			
1.15.26	AT MISSISSIPPI ST.																			
1.19.26	VS. MICHIGAN																			
1.22.26	AUBURN																			
1.25.26	AT SOUTH CAROLINA																			
1.29.26	AT OLE MISS																			
2.1.26	FLORIDA																			
2.5.26	AT KENTUCKY																			
2.9.26	OKLAHOMA																			
2.12.26	TEXAS																			
2.15.26	AT GEORGIA																			
2.22.26	KENTUCKY																			
2.26.26	ALABAMA																			
3.1.26	AT TENNESSEE																			
TOTAL		0	13:33	1-1	1.000	0-0	.000	3-4	.750	1	2	3	0.8	1	1	5	0	1	5	1.3

## CAREER STATS

YEAR	GP	GS	MIN	AVG	FG	FGA	PCT	3FG	3FGA	3PCT	FT	FTA	PCT	OFF	DEF	TOT	AVG	PF	FO	AST	TO	BLK	STL	PTS	AVG
2024-25	12	0	55	4.6	8	21	.381	0	0	.000	1	3	.333	5	10	15	1.3	6	0	8	3	2	0	17	1.4
2025-26	4	0	14	3.4	1	1	1.000	0	0	.000	3	4	.750	1	2	3	0.8	1	0	1	5	0	1	5	1.3
CAREER	16	0	69	4.3	9	22	.409	0	0	.000	4	7	.571	6	12	18	1.1	7	0	9	8	2	1	22	1.4





# 32 AALYAH DEL ROSARIO

@Aalyah.Rosario\_03

@Aalyah.DelRosario

**C • 6-6 • Jr. • Santo Domingo, D. R. • LSU/The Webb School (Tenn.)**

## SEASON HIGHS

Points • 5 • Furman (11/10/25)
FG Made • 2 • 3x, Last: Tennessee State (11/23/25)
FG Attempts • 5 • Tennessee State (11/23/25)
3-Pt Made • - - - -
3-Pt Attempt • - - - -
FT Made • 2 • 2x, Last: Alabama State (11/21/25)
FT Attempt • 5 • Alabama State (11/21/25)
Rebounds • 5 • at Western Kentucky (11/21/25)
Assists • 2 • 3x, Last: Texas Southern (12/20/25)
Steals • 1 • 3x, Last: Tennessee State (11/23/25)
Blocks • 3 • at Western Ky. (11/19/25)
Minutes • 14 • Alabama State (11/21/25)

## CAREER HIGHS

Points • 27 • McNeese State (12/12/23)
FG Made • 10 • McNeese State (12/12/23)
FG Attempts • 14 • McNeese State (12/12/23)
3-Pt Made • - -
3-Pt Attempts • - -
FT Made • 7 • McNeese State (12/12/23)
FT Attempt • 14 • McNeese State (12/12/23)
Rebounds • 10 • 2x, Last: Coppin St. (12/20/23)
Assists • 2 • 4x, Last: Texas Southern (12/20/25)
Steals • 2 • 3x, Last: vs. Rice (03/22/24)
Blocks • 4 • Northwestern State (12/17/23)
Minutes • 23 • Texas Southern (11/20/23)

- Transferred to Vanderbilt after two seasons at LSU where she played in 65 games with one start
- Appeared in six NCAA Tournament games and has played in the Elite 8 in each of the last two seasons with the Tigers
- All-SEC Freshman Team (2023-24)
- Five-star recruit and ranked No. 7 in the Class of 2023 and the No. 2 post player by HoopGurlz/espnW
- Won Gold with Team USA at the FIBA U18 World Cup in Argentina ('22)
- Played at The Webb School in Bell Buckle, Tennessee, winning back-to-back state championships as a junior and senior

SUPERLATIVES	'25-26 CAREER	SUPERLATIVES	'25-26 CAREER
10+ POINTS	-- 4	3+ ASSISTS	-- --
15+ POINTS	-- 1	5+ STEALS	-- --
20+ POINTS	-- 1	3+ STEALS	-- --
25+ POINTS	-- 1	2+ BLOCKS	3 10
30+ POINTS	-- --	DOUBLE-DOUBLES	-- 1
40+ POINTS	-- --	LED VANDY IN PTS	-- --
50+ POINTS	-- --	LED VANDY IN REB	-- --
MADE 3+ 3-PT FG	-- --	LED VANDY IN AST	-- --
10+ REBS	-- 2	LED VANDY IN STL	-- --
5+ ASSISTS	-- --	LED VANDY IN BLK	3 3

## GAME-BY-GAME

DATE	OPPONENT	GS	MIN	FGM/A	FG%	3FG/A	3P%	FTM/A	FG%	OFF	DEF	TOT	AVG	PF	AST	T/O	BLK	STL	PTS	AVG
11.3.25	CALIFORNIA		05:30	0-0	.000	0-0	.000	2-2	1.000	2	0	2	2.0	2	0	0	0	0	2	2.0
11.10.25	FURMAN		08:21	2-2	1.000	0-0	.000	1-2	.500	0	0	0	1.0	1	2	1	0	1	5	3.5
11.12.25	AT AUSTIN PEAY		03:00	0-0	.000	0-0	.000	0-2	.000	0	2	2	1.3	1	1	1	1	0	0	2.3
11.19.25	AT WESTERN KY.		08:28	2-2	1.000	0-0	.000	1-2	.500	2	3	5	2.3	2	0	1	3	1	5	3.0
11.21.25	ALABAMA STATE		13:38	1-3	.333	0-0	.000	2-5	.400	0	4	4	2.6	1	0	0	2	0	4	3.2
11.23.25	TENNESSEE STATE		11:22	2-5	.400	0-0	.000	0-0	.000	1	0	1	2.3	0	2	0	2	1	4	3.3
11.27.25	VS. OREGON STATE		03:59	0-0	.000	0-0	.000	0-0	.000	0	0	0	2.0	0	0	0	0	0	0	2.9
11.29.25	VS. BYU																			
12.3.25	VIRGINIA																			
12.15.25	SOUTH FLORIDA		02:14	0-0	.000	0-0	.000	0-0	.000	0	0	0	1.8	0	1	0	0	0	0	2.5
12.18.25	UALBANY		04:56	0-0	.000	0-0	.000	0-0	.000	0	0	0	1.6	0	0	0	1	0	0	2.2
12.20.25	TEXAS SOUTHERN		08:32	1-3	.333	0-0	.000	1-1	1.000	2	1	3	1.7	2	2	2	1	0	3	2.3
12.28.25	STONEHILL		09:05	1-3	.333	0-0	.000	0-0	.000	1	0	1	1.6	1	3	2	1	0	2	2.3
1.1.26	AT ARKANSAS																			
1.4.26	LSU																			
1.8.26	MISSOURI																			
1.11.26	AT TEXAS A&M																			
1.15.26	AT MISSISSIPPI ST.																			
1.19.26	VS. MICHIGAN																			
1.22.26	AUBURN																			
1.25.26	AT SOUTH CAROLINA																			
1.29.26	AT OLE MISS																			
2.1.26	FLORIDA																			
2.5.26	AT KENTUCKY																			
2.9.26	OKLAHOMA																			
2.12.26	TEXAS																			
2.15.26	AT GEORGIA																			
2.22.26	KENTUCKY																			
2.26.26	ALABAMA																			
3.1.26	AT TENNESSEE																			
TOTAL		0	79:05	9-18	.500	0-0	.000	7-14	.500	8	10	18	1.6	10	11	7	11	3	25	2.3

## CAREER STATS

\*at LSU

YEAR	GP	GS	MIN	AVG	FG	FGA	PCT	3FG	3FGA	3PCT	FT	FTA	PCT	OFF	DEF	TOT	AVG	PF	FO	AST	TO	BLK	STL	PTS	AVG
2023-24*	37	1	416	11.2	60	111	.541	0	0	.000	53	93	.570	47	82	129	3.5	63	0	8	30	30	15	173	4.7
2024-25*	28	0	175	6.3	20	48	.417	0	0	.000	16	33	.485	25	32	57	2.0	39	1	2	12	8	3	56	2.0
2025-26	11	0	79	7.2	9	18	.500	0	0	.000	7	14	.500	8	10	18	1.6	10	0	11	7	11	3	25	2.3
VANDY	11	0	79	7.2	9	18	.500	0	0	.000	7	14	.500	8	10	18	1.6	10	0	11	7	11	3	25	2.3
CAREER	76	1	670	8.8	89	177	.503	0	0	.000	76	140	.543	80	124	204	2.7	112	1	21	49	49	21	254	3.3







# 35 SACHA WASHINGTON

F • 6-2 • Gr. • Lawrenceville, Ga. • Collins Hill HS



@Sacha\_Washington



@Sacha\_Washington



@SachaW33

## SEASON HIGHS

Points • 15 • at Western Kentucky (11/19/25)
FG Made • 7 • at Western Kentucky (11/19/25)
FG Attempts • 12 • vs. California (11/3/25)
3-Pt Made • - - - -
3-Pt Attempt • - - - -
FT Made • 3 • vs. BYU (11/29/25)
FT Attempt • 4 • 2x, Last: vs. BYU (11/29/25)
Rebounds • 12 • vs. BYU (11/29/25)
Assists • 6 • vs. BYU (11/29/25)
Steals • 4 • vs. California (11/3/25)
Blocks • 2 • 2x, Last: Alabama State (11/12/25)
Minutes • 31 • vs. BYU (11/29/25)

## CAREER HIGHS

Points • 33 • Louisiana Tech (12/03/23)
FG Made • 15 • Louisiana Tech (12/03/23)
FG Attempts • 20 • Louisiana Tech (12/03/23)
3-Pt Made • - -
3-Pt Attempt • 1 • Lipscomb (12/18/22)
FT Made • 10 • Fairfield (11/12/23)
FT Attempt • 16 • Fairfield (11/12/23)
Rebounds • 17 • Fairfield (11/12/23)
Assists • 7 • Fairfield (11/12/23)
Steals • 8 • Louisiana Tech (12/03/23)
Blocks • 6 • Dayton (12/20/23)
Minutes • 40 • Florida (03/07/24)

- Returns to action after missing the 2024-25 season due to a medical condition
- Appeared in 112 games with 85 starts over her five seasons at Vanderbilt
- Became the 41st Commodore to score 1,000 career points
- Ranks 29th on the program's all-time scoring list with 1,132 points
- Her 810 career rebounds are most among active SEC players
- Only active SEC player to amass over 1,000 pts, 800 reb, and 100 blk
- One of seven active SEC players to score 1,000 career points
- Leads Vanderbilt with 85 career starts and 24 career double-doubles
- All-SEC freshman team ('22)
- Graduate from Vanderbilt in May 2025 with a Bachelor's Degree in Medicine, Health & Society

## SUPERLATIVES

	'25-26 CAREER
10+ POINTS	8 57
15+ POINTS	2 22
20+ POINTS	-- 6
25+ POINTS	-- 1
30+ POINTS	-- --
40+ POINTS	-- --
50+ POINTS	-- --
MADE 3+ 3-PT FG	-- --
10+ REBS	3 27
5+ ASSISTS	1 3

## SUPERLATIVES

	'25-26 CAREER
3+ ASSISTS	3 11
5+ STEALS	-- 2
3+ STEALS	2 11
2+ BLOCKS	3 31
DOUBLE-DOUBLES	2 24
LED VANDY IN PTS	-- 13
LED VANDY IN REB	7 60
LED VANDY IN AST	1 6
LED VANDY IN STL	2 7
LED VANDY IN BLK	4 58

## GAME-BY-GAME

DATE	OPPONENT	GS	MIN	FGM/A	FG%	3FG/A	3P%	FTM/A	FG%	OFF	DEF	TOT	AVG	PF	AST	T/O	BLK	STL	PTS	AVG
11.3.25	CALIFORNIA	*	27:11	5-12	.417	0-0	.000	0-0	.000	5	3	8	8.0	3	2	2	0	4	10	10.0
11.10.25	FURMAN	*	16:30	3-6	.500	0-0	.000	2-2	1.000	1	3	4	6.0	1	0	1	0	1	8	9.0
11.12.25	AT AUSTIN PEAY	*	28:50	4-5	.800	0-0	.000	2-4	.500	3	7	10	7.3	4	0	4	2	3	10	9.3
11.19.25	AT WESTERN KY.	*	22:57	6-9	.667	0-0	.000	1-2	.500	6	1	7	7.3	2	2	1	1	2	13	10.3
11.21.25	ALABAMA STATE	*	16:11	5-11	.455	0-0	.000	1-1	1.000	4	3	7	7.2	2	0	2	2	1	11	10.4
11.23.25	TENNESSEE STATE	*	19:06	6-9	.667	0-0	.000	1-3	.333	5	5	10	7.7	0	3	1	2	0	13	10.8
11.27.25	VS. OREGON STATE	*	14:37	2-6	.333	0-0	.000	0-1	.000	5	1	6	7.4	1	0	0	0	0	4	9.9
11.29.25	VS. BYU	*	31:52	2-7	.286	0-0	.000	3-4	.750	8	4	12	8.0	2	6	1	1	1	7	9.5
12.3.25	VIRGINIA	*	22:01	5-7	.714	0-0	.000	3-4	.750	1	6	7	7.9	3	0	2	0	2	13	9.9
12.15.25	SOUTH FLORIDA	*	23:35	5-9	.556	0-0	.000	6-6	1.000	3	3	6	7.7	0	2	2	1	0	16	10.5
12.18.25	UALBANY	*	15:06	1-1	1.000	0-0	.000	1-2	.500	1	3	4	7.4	2	0	0	1	2	3	9.8
12.20.25	TEXAS SOUTHERN	*	08:29	1-2	.500	0-0	.000	0-0	.000	2	2	4	7.1	2	2	2	0	0	2	9.2
12.28.25	STONEHILL	*	14:54	5-7	.714	0-0	.000	4-4	1.000	2	3	5	6.9	1	1	1	0	3	14	9.5
1.1.26	AT ARKANSAS																			
1.4.26	LSU																			
1.8.26	MISSOURI																			
1.11.26	AT TEXAS A&M																			
1.15.26	AT MISSISSIPPI ST.																			
1.19.26	VS. MICHIGAN																			
1.22.26	AUBURN																			
1.25.26	AT SOUTH CAROLINA																			
1.29.26	AT OLE MISS																			
2.1.26	FLORIDA																			
2.5.26	AT KENTUCKY																			
2.9.26	OKLAHOMA																			
2.12.26	TEXAS																			
2.15.26	AT GEORGIA																			
2.22.26	KENTUCKY																			
2.26.26	ALABAMA																			
3.1.26	AT TENNESSEE																			
TOTAL		13	261:19	50-91	.549	0-0	.000	24-33	.727	46	44	90	6.9	23	18	19	10	19	124	9.5

## CAREER STATS



YEAR	GP	GS	MIN	AVG	FG	FGA	PCT	3FG	3FGA	3PCT	FT	FTA	PCT	OFF	DEF	TOT	AVG	PF	FO	AST	TO	BLK	STL	PTS	AVG
2021-22	35	8	708	20.2	104	224	.464	0	0	.000	58	85	.682	113	117	230	6.6	87	2	26	57	19	26	266	7.6
2022-23	31	31	798	25.7	136	294	.463	0	1	.000	72	114	.632	91	137	228	7.4	87	5	35	67	45	25	344	11.1
2023-24	33	33	959	29.1	163	310	.526	0	0	.000	72	117	.615	118	144	262	7.9	91	4	44	90	44	52	398	12.1
2024-25	REDSHIRT SEASON DUE TO INJURY																								
2025-26	13	13	261	20.1	50	91	.549	0	0	.000	24	33	.727	46	44	90	6.9	23	0	18	19	10	19	124	9.5
CAREER	112	85	2726	24.3	453	919	.493	0	1	.000	226	349	.648	368	442	810	7.2	288	11	123	233	118	122	1132	10.1





## GAME RECAPS

## GAME 3 #19/19 Vanderbilt at Austin Peay

	1	2	3	4	TOTAL
	21	17	25	12	<b>75</b>
	19	14	18	14	<b>65</b>

**DATE** Nov. 12, 2025 **SITE** F&M Bank Arena (Clarksville, Tenn.)

**TIPOFF** 6 p.m. **END** 8:02 p.m. **ELAPSED** 2:08  
**ATTENDANCE** 1,178

## DORES ESCAPE CLARKSVILLE

CLARKSVILLE, Tenn. – The No. 19-ranked Vanderbilt women's basketball team fought off a pesky Austin Peay squad on Wednesday night at F&M Bank Arena, as the Commodores picked up a 75-65 victory on the road.

Though the Commodores never trailed in the game, they still had to fend off a feisty Austin Peay team that forced Vanderbilt into 20 turnovers on the night. The Dorees had four players score double figures, while Vanderbilt held a 40-28 edge in rebounding to overcome its miscues. The Commodores pulled down 15 offensive boards on Wednesday, which led to 14 second-chance points. Vanderbilt shot 47.3 percent against Austin Peay, while limiting the Govs to 39.3 percent from the floor.

Sophomore Mikayla Blakes recorded her second 20-plus point performance of the season, as the guard registered a game-high 26 points in the victory. Her offensive performance against the Governors extends her double-digit scoring streak to 22 games, while she records 25-plus points in a game for the 12th time at Vanderbilt.

Freshman Aubrey Galvan tallied double-digit points in back-to-back games for the first time in her collegiate career, as the Deerfield, Illinois, native scored 18 points and dished out three assists.

Graduate Sacha Washington recorded her first double-double of the 2025-26 campaign with a 10-point, 10-rebound effort against the Govs. It is the 23rd career double-double for Washington, while it is her first since March 20, 2024, after missing last season due to a medical condition.

Junior Aiyana Mitchell tallied double-digits off the bench for the third consecutive game, as the 6-4 forward collected 10 points and pulled down nine rebounds.



## BOX SCORE

Vanderbilt - 75		Record: 3-0															
NO.	Name	Min	FG	3P	FT	Rebounds	Fouls	TP	AS	TO	ST	Blocks	BS	BA	+	Shooting By Period	
		Min	FG	3P	FT	Rebounds	Fouls	TP	AS	TO	ST	Blocks	BS	BA	+		
35	Sacha Washington	28:50	4-9	0-0	2-4	3	7	10	4	3	10	0	4	3	2	0	12
1	Mikayla Blakes	37:27	9-20	2-6	8-14	1	0	1	3	10	26	3	6	0	0	6	6
3	Aubrey Galvan	40:00	6-10	0-5	3-3	0	2	4	1	18	3	2	0	0	0	19	8
13	Justine Pissott	20:02	1-5	1-4	0-0	1	4	5	4	1	3	4	2	0	1	0	8
15	Ndjakalanga Mwemntanda	16:04	2-5	1-1	0-0	2	3	5	0	2	5	1	1	1	1	0	2
14	Aiyana Mitchell	20:47	4-7	0-0	2-5	6	3	9	3	3	10	1	3	0	1	0	3
24	Aga Makurat	05:54	0-0	0-0	0-0	0	1	1	0	0	0	1	1	0	0	0	0
2	Jada Brown	15:46	1-3	1-3	0-0	0	0	0	0	0	3	0	1	0	0	0	0
35	Aiyah Del Rosario	03:00	0-0	0-0	0-2	0	2	2	1	1	0	1	0	1	0	1	0
Team						3	5	2	1	0	1	0	1	0	1	0	0
Totals		20:55	62:21	15:25	15	25	40	19	21	75	125	20	6	0	6	10	0
Major Fouls: Washington (TF) 4 3 5 6 49																	
Shooting By Period																	
1st FGM	9-15	53.3%															
2nd FGM	9-15	60.0%															
3rd FGM	9-15	60.0%															
4th FGM	9-15	60.0%															
5th FGM	9-15	60.0%															
6th FGM	9-15	60.0%															
7th FGM	9-15	60.0%															
8th FGM	9-15	60.0%															
9th FGM	9-15	60.0%															
10th FGM	9-15	60.0%															
11th FGM	9-15	60.0%															
12th FGM	9-15	60.0%															
13th FGM	9-15	60.0%															
14th FGM	9-15	60.0%															
15th FGM	9-15	60.0%															
16th FGM	9-15	60.0%															
17th FGM	9-15	60.0%															
18th FGM	9-15	60.0%															
19th FGM	9-15	60.0%															
20th FGM	9-15	60.0%															
21st FGM	9-15	60.0%															
22nd FGM	9-15	60.0%															
23rd FGM	9-15	60.0%															
24th FGM	9-15	60.0%															
25th FGM	9-15	60.0%															
26th FGM	9-15	60.0%															
27th FGM	9-15	60.0%															
28th FGM	9-15	60.0%															
29th FGM	9-15	60.0%															
30th FGM	9-15	60.0%															
31st FGM	9-15	60.0%															
32nd FGM	9-15	60.0%															
33rd FGM	9-15	60.0%															
34th FGM	9-15	60.0%															
35th FGM	9-15	60.0%															
36th FGM	9-15	60.0%															
37th FGM	9-15	60.0%															
38th FGM	9-15	60.0%															
39th FGM	9-15	60.0%															
40th FGM	9-15	60.0%															
41st FGM	9-15	60.0%															
42nd FGM	9-15	60.0%															
43rd FGM	9-15	60.0%															
44th FGM	9-15	60.0%															
45th FGM	9-15	60.0%															
46th FGM	9-15	60.0%															
47th FGM	9-15	60.0%															
48th FGM	9-15	60.0%															
49th FGM	9-15	60.0%															
50th FGM	9-15	60.0%															
51st FGM	9-15	60.0%															
52nd FGM	9-15	60.0%															
53rd FGM	9-15	60.0%															
54th FGM	9-15	60.0%															
55th FGM	9-15	60.0%															
56th FGM	9-15	60.0%															
57th FGM	9-15	60.0%															
58th FGM	9-15	60.0%															
59th FGM	9-15	60.0%															
60th FGM	9-15	60.0%															
61st FGM	9-15	60.0%															
62nd FGM	9-15	60.0%															
63rd FGM	9-15	60.0%															
64th FGM	9-15	60.0%															
65th FGM	9-15	60.0%															
66th FGM	9-15	60.0%															
67th FGM	9-15	60.0%															
68th FGM	9-15	60.0%															
69th FGM	9-15	60.0%															
70th FGM	9-15	60.0%															
71st FGM	9-15	60.0%															
72nd FGM	9-15	60.0%															
73rd FGM	9-15	60.0%															
74th FGM	9-15	60.0%															
75th FGM	9-15	60.0%															
76th FGM	9-15	60.0%															
77th FGM	9-15	60.0%															
78th FGM	9-15	60.0%															
79th FGM	9-15	60.0%															
80th FGM	9-15	60.0%															
81st FGM	9-15	60.0%															
82nd FGM	9-15	60.0%															
83rd FGM	9-15	60.0%															
84th FGM	9-15	60.0%															
85th FGM	9-15	60.0%															
86th FGM	9-15	60.0%															
87th FGM	9-15	60.0%															
88th FGM	9-15	60.0%															
89th FGM	9-15	60.0%															
90th FGM	9-15	60.0%															
91st FGM	9-15	60.0%															
92nd FGM	9-15	60.0%															
93rd FGM	9-15	60.0%															
94th FGM	9-15	60.0%															
95th FGM	9-15	60.0%															
96th FGM	9-15	60.0%															
97th FGM	9-15	60.0%															
98th FGM	9-15	60.0%															
99th FGM	9-15	60.0%															
100th FGM	9-15	60.0%															
101st FGM	9-15	60.0%															
102nd FGM	9-15	60.0%															
103rd FGM	9-15	60.0%															
104th FGM	9-15	60.0%															
105th FGM	9-15	60.0%															
106th FGM	9-15	60.0%															
107th FGM	9-15	60.0%															
108th FGM	9-15	60.0%															
109th FGM	9-15	60.0%															
110th FGM	9-15	60.0%															
111th FGM	9-15	60.0%															
112th FGM	9-15	60.0%															
113th FGM	9-15	60.0%															
114th FGM	9-15	60.0%															
115th FGM	9-15	60.0%															
116th FGM	9-15	60.0%															
117th FGM	9-15	6															



# GAME RECAPS

## GAME 6 #17/17 Vanderbilt vs. Tennessee ST.

	1	2	3	4	TOTAL
	6	4	17	16	<b>43</b>
	31	25	25	18	<b>99</b>

**DATE** Nov. 23, 2025 **SITE** Memorial Gymnasium (Nashville, Tenn.)

**TIPOFF** Noon **END** 1:42 p.m. **ELAPSED** 1:42  
**ATTENDANCE** 2,508

### DORES OUTRUN TIGERS

NASHVILLE, Tenn. – Point guard Aubrey Galvan put on a spectacular show against Tennessee State on Sunday afternoon at Memorial Gymnasium, as she matched the Vanderbilt women's basketball freshman record for most assists and steals in a game to lead the No. 17-ranked Commodores to a 99-43 victory over the Lady Tigers.

Vanderbilt's victory over Tennessee State improves its overall record to 6-0. Vanderbilt has now won 23-straight nonconference home games dating back to the 2022-23 campaign.

Galvan dished out 15 assists and had nine steals to equal the Vandy freshman single-game record. Her 15 helpers matched Ashley Smith's freshman program record, which she set on Nov. 29, 1998, against Hampton. Galvan's nine steals equaled Deborah Denton's record set against New Mexico State on Jan. 4, 1987.

The freshman added 16 points to her stat line to give her first career double-double at the collegiate level. Galvan is the first Dore to record a double-double via points and assists since Jordyn Cambridge had 12 points and 12 assists at Kentucky on Jan. 11, 2024.

Galvan was one of two Commodores who had a double-double against TSU, as graduate Sacha Washington tallied 13 points and 10 rebounds to post her second double-double of the season. The last time two Vanderbilt players had a double-double in the same contest happened on Dec. 14, 2024, when Khamil Pierre (42 points, 18 rebounds) and Leilani Kapinus (11 rebounds, 10 points) each recorded one against Evansville.

The Commodores had four players score double figures in the victory over the Lady Tigers. Sophomore Mikayla Blakes registered 24 points in 21 minutes of action to lead Vanderbilt. Senior Justine Pissott tallied 12 points and was one of three Dores to hit a team-high two 3-point field goals. Galvan's 16 points and Washington's 13 points round out the group.

Vanderbilt shot 56.6 percent from the floor, while limiting Tennessee State to a 26.8 shooting percentage. The Dores dished out a season-high 33 assists, which is tied for seventh-most in a game in program history. The Commodores forced TSU into 29 turnovers, which led to a 38-9 edge in points off turnovers.

### BOX SCORE

Tennessee ST - 43																				
Record: 1-5											Major Fouls: NONE									
NO. Name	Min	FG	3P	FT	Rebounds	Fouls	TP	AS	TO	ST	Blocks	BS	BA	+	Shooting By Period					
		M/A	M/A	M/A	OR	OR	FF													
10 Kalijah Montoya	09:23	1/2	0/0	0/0	2	4	2	0	2	1	1	0	0	1	14.3%	1 <sup>st</sup> FGM	1	7	14.3%	
24 Brianna Woodridge	C 24:50	1/4	0/0	1/2	1	1	2	1	2	3	0	0	0	0	4.2%	3PT	0	0	0.0%	
0 Aamya Webb	C 26:37	5/13	1/7	5/6	0	3	3	1	4	16	1	3	0	2	40.0%	2 <sup>nd</sup> FGM	3	12	23.1%	
1 Xai Wildfield	C 04:05	0/0	0/0	0/0	0	1	1	0	0	0	0	2	0	0	0.0%	3PT	0	0	0.0%	
2 Sonnah Kamara	C 20:10	1/5	0/2	2/4	0	1	1	2	4	0	0	0	0	1	21.1%	3 <sup>rd</sup> FGM	1	6	16.7%	
3 Kiki Roberts	22:51	0/6	0/0	0/0	0	3	3	0	0	0	0	2	0	0	0.0%	4 <sup>th</sup> FGM	0	0	0.0%	
23 Sadie Sanchez	05:55	0/0	0/0	0/0	0	0	0	0	1	0	1	8	0	0	0.0%	3PT	0	0	0.0%	
22 Erin Martin	17:24	3/6	0/1	2/3	5	0	5	2	2	8	1	0	0	2	50.0%	FT	2	4	50.0%	
05 Amiyah Ferguson	14:16	1/5	0/0	0/0	0	2	2	0	0	3	1	1	0	1	20.0%	FT	2	4	50.0%	
12 Zoe Young	10:16	1/3	0/0	0/0	2	2	0	0	0	0	0	0	2	0	10.0%	GM FGM	1	5	20.0%	
11 Genesis Harris	20:26	2/6	0/0	0/0	1	1	2	1	5	1	4	1	0	0	26.3%	3PT	1	4	25.0%	
24 Laila Lancaster	05:00	0/1	0/0	0/0	0	1	0	0	0	0	0	1	0	0	0.0%	GM FGM	1	5	20.0%	
7 Joviah Thomas	14:05	0/3	0/1	0/0	0	1	1	0	0	0	2	0	0	0	0.0%	3PT	0	1	0.0%	
<b>Totals</b>	15:58	32/21	10/15	10/21	31	13	11	43	8	29	6	1	9	1	55.6%	FT	10	15	66.7%	Dead Ball Rebounds: 6

Vanderbilt - 99																				
Record: 6-0											Major Fouls: NONE									
NO. Name	Min	FG	3P	FT	Rebounds	Fouls	TP	AS	TO	ST	Blocks	BS	BA	+	Shooting By Period					
		M/A	M/A	M/A	OR	OR	FF													
26 Sacha Washington	F 19:06	6/9	0/0	1/3	5	10	0	0	4	13	3	1	0	2	66.7%	1 <sup>st</sup> FGM	6	9	66.7%	
1 Mikayla Blakes	C 20:31	11/17	2/6	0/0	0	2	2	1	1	24	2	0	4	1	64.7%	2 <sup>nd</sup> FGM	10	17	58.8%	
3 Aubrey Galvan	C 20:53	7/15	0/0	0/0	0	3	1	0	16	15	2	9	0	0	46.7%	3PT	3	6	50.0%	
13 Justine Pissott	C 20:10	4/6	2/2	2/2	0	6	3	2	12	2	2	1	0	0	66.7%	FT	2	3	66.7%	
16 Ndikajenga Mwenetanda	G 18:34	1/2	0/1	0/0	0	1	1	1	2	0	0	0	0	0	0.0%	3PT	0	1	0.0%	
14 Aiyana Mitchell	18:17	4/7	0/0	0/0	2	4	6	2	0	0	0	0	1	2	57.1%	FT	2	4	50.0%	
2 Jada Brown	16:03	3/5	1/3	0/0	0	1	1	2	1	7	2	5	1	0	60.0%	FT	2	3	66.7%	
8 Aya Black	20:34	2/3	0/1	0/1	1	5	6	1	2	4	2	2	1	1	33.3%	3PT	0	3	0.0%	
24 Aqa Makurat	17:24	3/7	1/3	0/0	2	1	3	1	0	7	3	0	0	0	42.9%	FT	0	2	0.0%	
32 Aiyah Del Rosario	11:22	2/5	0/0	0/0	1	0	1	0	0	4	2	0	1	2	40.0%	GM FGM	4	7	57.1%	
11 Montique Williams	05:04	0/1	0/0	2/4	0	0	1	1	0	2	0	0	0	0	0.0%	3PT	0	1	0.0%	
<b>Totals</b>	43:76	32/21	5/10	15/20	45	11	13	99	33	15	18	9	1	1	55.6%	FT	10	15	66.7%	Dead Ball Rebounds: 2



Time with Lead	00:12	29:08	Bench	18	32						
----------------	-------	-------	-------	----	----	--	--	--	--	--	--

## INDIVIDUAL LEADERS

## INDIVIDUAL LEADERS

		
<b>Points</b>	M. Blakes • 24 pts A. Galvan • 16 pts	A. Webb • 16 pts E. Martin • 8 pts
<b>Rebounds</b>	S. Washington • 10 reb 3 Players Tied • 6 reb	E. Martin • 5 reb K. Montoya • 4 reb
<b>Assists</b>	A. Galvan • 15 ast Makurat/Washington • 3 ast	I. Thomas • 2 ast 6 Players Tied • 1 ast
<b>Steals</b>	A. Galvan • 9 stl M. Blakes • 4 stl	E. Martin/Z. Young • 2 stl A. Ferguson/G. Harris • 1 stl
<b>Blocks</b>	3 Players Tied • 2 blk 3 Players Tied • 1 blk	L. Lancaster • 2 ast

## GAME 7 #17/17 Vanderbilt vs. Oregon State

	1	2	3	4	TOTAL
	13	25	9	19	<b>66</b>
	26	17	30	15	<b>88</b>

**DATE** Nov. 27, 2025 **SITE** UVI Sports & Fitness Center (St. Thomas, USVI)

**TIPOFF** 7 p.m. **END** 8:42 p.m. **ELAPSED** 1:42  
**ATTENDANCE** 824

### DORES FEAST ON THANKSGIVING

ST. THOMAS, U.S. Virgin Islands – Sophomore Mikayla Blakes feasted on Thanksgiving, as the All-American dropped a season-high 35 points to help the No. 17-ranked Vanderbilt women's basketball team defeat Oregon State, 88-66, to open the 2025 U.S. Virgin Islands Paradise Jam.

The guard was efficient throughout the evening for the Commodores, as Blake shot 54.5 percent from the field, going 12-of-22. Her 35-point performance against the Beavers marks the seventh time Blakes has registered 30-plus points in her collegiate career, while it is her second 30-point game of this season. All 35 points Blakes scored came in the first three quarters of play, as the Dores maintained a 20-plus-point lead in the final frame.

Vanderbilt improves to 7-0 on the year. It is the third-straight season the Commodores have won seven-straight games to begin the year, which marks a program first.

The Dores now advance to the title game of the Island Division at the 2025 Paradise Jam. No. 17 Vanderbilt will take on BYU on Saturday at 11 a.m. CT on ESPN+.

Blakes was one of three double-digit scorers for the Dores on Thanksgiving night, as senior Justine Pissott matched her career high with 17 points, while matching her career-best performance behind the arc with five 3-pointers against the Beavers. Freshman Aubrey Galvan tallied 12 points and had a game-high six steals.

The Dores held a 13-point lead at the end of the first quarter at 26-13. Oregon State was able to punch back and take a brief lead in the late second quarter, but Vanderbilt ended the frame, making its last four shots to take a 43-38 lead into the locker room. Vandy dropped the hammer on OSU in the third, as the Commodores outscored the Beavers, 30-9, in the stanza to take a commanding 26-point lead at 73-47. The Dores maintained a 20-plus-point advantage throughout the fourth to score their seventh victory of the season.

Vanderbilt shot 47.1 percent on the night and matched a season-high in 3-pointers made with 12. The Commodores forced Oregon State into 21 turnovers, which Vandy turned into 27 points. The Dores had a total of 12 steals, six of which came from Galvan.



### BOX SCORE

Oregon ST - 66																				
Record: 5-2											Major Fouls: Coach (FF) 1 • 0(31) Villa (F) 3 • 3(42)									
NO. Name	Min	FG	3P	FT	Rebounds	Fouls	TP	AS	TO	ST	Blocks	BS	BA	+	Shooting By Period					
		M/A	M/A	M/A	OR	OR	FF													
32 Niene Sow	C 13:18	0/0	0/0	0/0	0	1	0	0	0	0	0	0	0	-13	3PT	0	0	0.0%		
0 Tara Bolden	G 20:41	4/13	1/4	1/4	0/0	2	3	5	3	9	2	0	0	0	30.8%	1 <sup>st</sup> FGM	4	13	30.8%	
1 Kennedie Shuler	G 22:23	2/8	0/1	1/1	2	5	3	4	5	7	0	1	1	1	16.7%	2 <sup>nd</sup> FGM	3	8	37.5%	
3 Jenna Villa	G 34:07	4/11	1/7	6/7	0	3	3	6	15	0	1	2	0	1	41.7%	3PT	3	10	30.0%	
4 Ally Schmel	G 38:06	6/12	3/7	0/0	1	9	1	10	1	1	0	1	1	1	50.0%	FT	3	3	100%	
15 Lizzy Williamson	24:25	7/10	0/0	0/1	3	5	8	4	14	0	3	1	1	2	70.0%	1 <sup>st</sup> FGM	7	14	50.0%	
24 Lana Alonso	08:12	1/4	0/0	0/0	3	1	0	0	1	2	1	0	0	0	-15	3PT	0	4	0.0%	
10 Susana Yipies	07:47	1/2	1/2	0/0	0	0	0	1	0	3	0	0	0	0	-18	FT	0	1	0.0%	
31 Cloe Vecina	13:44	1/1	1/0	1/1	2	0	0	0	3	2	0	0	0	0	-9	3PT	1	4	25.0%	
25 Keira Lindemann	02:59	0/0	0/0	0/0	0	0	0	0	0	0	0	0	0	0	-9	3PT	0	1	0.0%	
2 Katelyn Field	02:41	0/0	0/0	0/0	0	0	0	0	0	0	0	0	0	0	-2	FT	0	1	0.0%	
16 Eliza Melyar	00:07	0/0	0/0	0/0	0	0	0	0	0	0	0	0	0	0	-2	GM FGM	0	0	0.0%	
<b>Totals</b>	25:41	17/22	7/19	15/27	42	12	15	66	12	21	3	1	2	1	42.9%	3PT	7	21	33.3%	Dead Ball Rebounds: 1

Biggest lead	1 (2 <sup>nd</sup> 2:37)	26 (3 <sup>rd</sup> 1:16)	Points from Turnovers	OSU 12	YANDY 27	Period by Period Scoring					
Best Scoring Run	13 (2 <sup>nd</sup> 2:37)	10 (3 <sup>rd</sup> 3:34)	Paint	36	30	OSU	13	25	9	19	TOT
Lead Changes	4		Second Chance	13	6		2nd	3rd	4th		
Times Tied	0		Fast Breaks	2	13	YANDY	26	17	30	15	88
Time at Hal. and	00:41	70:00	Reb.	22	14		1st	2nd	3rd	4th	

GAME RECAPS

GAME 9 #13/14 Vanderbilt vs. Virginia

	1	2	3	4	TOTAL
	19	11	11	27	68
	18	16	29	18	81

DATE Dec. 3, 2025 SITE Memorial Gymnasium (Nashville, Tenn.)

TIPOFF 4 p.m. END 5:50 p.m. ELAPSED 1:50  
ATTENDANCE 2,661

ANOTHER HISTORIC NIGHT FOR BLAKES

NASHVILLE, Tenn. – Sophomore Mikayla Blakes once again made history at Memorial Gymnasium on Wednesday, as she became the fastest Vanderbilt women's basketball player to score 1,000 career points to lead the No. 15/14-ranked Commodores past Virginia, 81-68, in the ACC/SEC Challenge.

Blakes needed 28 points to record her 1,000th career point, rose to the challenge in front of the home fans and hit the target right on the mark, registering exactly 28 points in the victory over Virginia. Blakes reaches the 1,000-point plateau in 42 career games, as she becomes the 43rd Vanderbilt player to enter the school's 1,000-point club. The Somerset, New Jersey, native, is the fastest Commodore to score 1,000 points, surpassing Chantel Anderson's previous record of 57 games.

The All-American is the ninth NCAA women's basketball player to score 1,000 career points in 42 games or fewer since the 1981-82 season. Overall, Blakes is the 13th women's college basketball player to reach the 1,000-point plateau in 42 games or less.

No. 15/14-ranked Vanderbilt used a 12-0 run that was sandwiched between halftime to turn a two-point deficit into a double-digit advantage in the early stages of the third quarter. Vanderbilt outscored Virginia 29-11 in the third stanza, as the Commodores held a 22-point lead going into the final frame. The Dores led by as many as 28 points in the fourth before securing the 13-point victory in the ACC/SEC Challenge.

Blakes was one of three Commodores to score double-digit points in the ACC/SEC Challenge win. She was joined by graduate Ndjakalenga Mwenentanda, who scored 16 points to match her Vanderbilt career high in scoring, and graduate Sacha Washington, who registered 13 points. Blakes, Mwenentanda and Washington each pulled down a team-best seven rebounds.

Vanderbilt shot 45.8 percent from the floor and made eight 3-point field goals. The Dores shot 90.5 percent from the free throw line, going 19-of-21 from the charity stripe. Vandy forced Virginia into 18 turnovers, which the Commodores turned into 28 points.

BOX SCORE

Virginia - 68														
Record: 6-3														
NO. Name	Min	FG	3P	FT	Rebounds	Fouls	TP	AS	TO	ST	Blocks	BB	BA	+
7 Yabina Amante	21:55	1-5	0-0	1-2	3	6	4	1	3	1	2	1	1	1
1 Paris Clark	30:55	5-12	2-4	0-0	1	3	4	3	1	12	3	4	2	1
4 Jillian Brown	30:54	3-7	1-4	0-0	2	2	3	1	7	2	0	3	0	2
21 Kymora Johnson	30:55	9-16	4-8	2-2	1	4	5	4	3	22	7	5	3	0
23 Romi Levy	17:52	1-4	0-2	2-2	0	0	0	1	4	0	1	1	0	1
12 Caitlin Weimar	20:53	3-4	0-0	1	2	3	2	1	6	1	2	0	0	1
8 Ashang Ring	18:10	4-5	1-2	1	3	4	2	10	0	0	1	0	1	15
3 Gabby White	13:59	2-4	0-0	0-2	1	1	2	3	2	4	0	4	0	0
26 Danelle Arigbabu	01:10	0-0	0-0	0-0	0	0	0	0	0	0	0	0	0	0
23 Rianne Dos Santos	06:17	0-1	0-1	0-0	0	0	0	0	0	0	0	0	0	0
Team					4	5	0	0	0	0	0	0	0	0
Totals	37:58	62-101	6-10	9-22	31	21	15	08	14	16	13	3	5	113
Major Fouls: NONE														
Shooting By Period														
1st FGM	7-16	43.8%												
2nd FGM	2-4	50.0%												
3rd FGM	4-15	26.7%												
4th FGM	1-5	20.0%												
FTM	9-22	40.9%												
3PTM	6-10	60.0%												
FTL	11-15	73.3%												
FTB	5-8	62.5%												
FTS	0-0	0%												
GM FGM	57-98	46.6%												
GM FTM	9-21	38.1%												
GM FTS	0-0	0.0%												
Dead Ball Rebounds: 2														

Vanderbilt - 81														
Record: 9-2														
NO. Name	Min	FG	3P	FT	Rebounds	Fouls	TP	AS	TO	ST	Blocks	BB	BA	+
5 Sacha Washington	22:01	5-7	0-0	3-4	4	4	4	1	3	0	2	2	0	0
1 Mikayla Blakes	40:00	7-17	5-8	12-13	4	7	3	12	28	7	5	4	0	1
3 Aubrey Galvan	37:47	3-6	1-2	0-0	0	4	6	7	7	8	3	0	1	18
13 Justine Pissott	36:05	9-15	4-12	0-0	9	3	2	0	8	4	0	1	1	16
15 Ndjakalenga Mwenentanda	39:25	6-9	2-2	2-2	3	4	7	2	16	0	1	1	1	0
14 Ayana Mitchell	17:59	3-4	0-0	2-2	2	2	1	8	0	0	1	3	0	7
2 Jada Brown	13:32	0-1	0-1	0-0	1	1	0	0	0	0	0	0	0	0
24 Apa Makurati	01:11	0-0	0-0	0-0	0	0	0	0	0	0	0	0	0	0
Team					2	1	3	0	0	0	0	0	0	0
Totals	27:59	62-101	19-21	10-24	34	15	21	81	18	14	11	5	3	113
Major Fouls: NONE														
Shooting By Period														
1st FGM	7-17	41.2%												
2nd FGM	1-4	25.0%												
3rd FGM	3-9	33.3%												
4th FGM	4-12	33.3%												
FTM	16	67.7%												
FTB	7-8	87.5%												
3PTM	10-14	71.4%												
FTL	4-6	66.7%												
FTS	5-6	83.3%												
GM FGM	57	28.0%												
GM FTM	27	45.9%												
GM FTS	8-9	34.8%												
Dead Ball Rebounds: 2														



	VIR	VANDY
Biggest Lead	6 (1 <sup>st</sup> 4:48)	28 (4 <sup>th</sup> 7:29)
Best Scoring Run	10 (1 <sup>st</sup> 3:59)	14 (4 <sup>th</sup> 7:29)
Lead Changes	6	5
Times Tied	5	6
Time with Lead	08:14	31:07

Points from Turnovers	VIR	VANDY
Turnovers	19	28
Points	34	28
Period by Period Scoring	VIR	VANDY
1st	19	11
2nd	11	27
3rd	11	27
4th	6	8
TOT	47	73

INDIVIDUAL LEADERS

	VIR	VANDY
Points	M. Blakes • 28 pts	K. Johnson • 22 pts
Rebounds	N. Mwenentanda • 16 pts	P. Clark • 12 pts
Assists	3 Players Tied • 7 reb	T. Amanze • 6 reb
Steals	A. Galvan • 4 reb	K. Johnson • 5 reb
Blocks	A. Galvan • 8 ast	P. Clark • 2 stl
	M. Blakes • 7 ast	Brown/Johnson • 3 stl
	A. Mitchell • 4 stl	P. Clark • 2 stl
	A. Mitchell • 3 blk	3 Players Tied • 1 blk
	Mwenentanda/Pissott • 1 blk	

GAME 10 #13/14 Vanderbilt vs. South Florida

	1	2	3	4	TOTAL
	7	18	17	16	58
	11	27	24	25	87

DATE Dec. 15, 2025 SITE Memorial Gymnasium (Nashville, Tenn.)

TIPOFF 6:30 p.m. END 8:10 p.m. ELAPSED 1:40  
ATTENDANCE 2,188

DORES RUN PAST BULLS

NASHVILLE, Tenn. – The No. 13/14-ranked Vanderbilt women's basketball team remained perfect through 10 games to open the 2025-26 season, as the Commodores posted an 87-58 victory over South Florida on Monday night at Memorial Gymnasium.

The Dores improve to 10-0 for the first time since the 2011-12 campaign. It is the sixth time in program history that Vandy has begun a season with 10 or more consecutive wins. Vanderbilt also collected its 25th-straight home win over a nonconference opponent, a streak that dates back to the 2022-23 season.

It was a total team effort in the win over South Florida, as No. 13 Vanderbilt had all five starters register double-digit points. In total, nine of the 11 Dores that played against the Bulls scored. It is also the second time this season that Vandy has had all five starters record 10-plus points in a game.

Sophomore Mikayla Blakes paced Vanderbilt's quintet of double-figure scorers. The All-American had 19 points to extend her double-digit scoring streak to 29 games, which is currently the fifth-longest scoring streak in the nation.

Graduate Sacha Washington scored a season-high 16 points. The 6-2 forward was one of three Vanderbilt players to pull down a team-high six rebounds against USF, as Blakes and senior Justine Pissott matched Washington's efforts on the glass.

Pissott and freshman Aubrey Galvan each recorded double-digit points for the fourth time in the last five games. Pissott scored 13 points and drilled three 3-point field goals, while Galvan had an 11-point effort against the Bull. The first-year point guard also dished out a team-high eight assists. Graduate Ndjakalenga Mwenentanda rounded out the Vandy's group of double-digit scorers with a 10-point effort.

Dores trailed the Bulls 7-2 to open the game, but ended the first quarter on a 9-0 run to take an 11-7 lead into the second quarter. The Commodores used a 13-0 spurt midway through the second stanza to take a double-digit lead they would never relinquish. Vandy led by as many as 30 points in the fourth quarter before settling for the 29-point win.

The Commodores shot 42.3 percent from the field, while equaling their season-high in made 3-pointers with 12 against South Florida. Vanderbilt also went a perfect 15-of-15 from the free throw line. Vandy forced USF into 20 turnovers, which led the Dores to a 28-8 edge in points off turnovers.

BOX SCORE

South Fla. - 58														
Record: 6-5														
NO. Name	Min	FG	3P	FT	Rebounds	Fouls	TP	AS	TO	ST	Blocks	BB	BA	+
21 L'Or Mputu	24:31	2-7	0-0	0-0	5	6	1	4	0	1	0	0	0	1
55 Carla Brilo	36:34	2-3	1-1	0-0	1	3	4	1	1	5	3	4	1	1
1 Katie Davidson	22:57	4-12	0-0	0-0	6	6	9	1	0	0	0	0	0	14
11 Kristin Lewis-Williams	19:51	0-6	0-0	0-0	1	0	0	1	0	2	1	0	1	18
13 Stefanie Ingram	34:13	10-13	3-4	0-0	4	4	3	2	23	4	5	1	0	0
8 Fabio Diakite	15:29	2-3	0-0	0-0	4	3	4	1	4	2	0	0	0	18
24 Raia Tomassicka	19:30	4-10	0-0	0-0	0	0	0	1	0	0	0	0	0	1
14 Ines Piper	13:23	1-1	0-0	0-0	0	3	2	0	2	0	1	0	1	0
0 Lee Trechman	05:47	0-1	0-1	0-0	0	0	0	0	1	2	0	0	0	7
22 Jettina Blagaj	06:45	1-3	1-2	0-0	1	1	1	3	0	0	0	0	0	11
Team					1	2	0	0	3					
Totals	28:58	61-102	7-24	3-14	9	38	10	25	1	2	4	1	20	
Major Fouls: NONE														
Shooting By Period														
1st FGM	15	20.0%												
2nd FGM	8-14	57.1%												
3rd FGM	1-3	33.3%												
4th FGM	0-0	0%												
FTM	3-3	100%												
FTB	0-0	0%												
GM FGM	26-59	44.1%												
GM FTM	6-6	37.5%												
GM FTS	0-0	0%												
Dead Ball Rebounds: 3														

Vanderbilt - 87															
Record: 10-0															
NO. Name	Min	FG	3P	FT	Rebounds	Fouls	PF	AS	TO	Blocks	Shooting By Point				
		M	A	M	TS	TS	TS	TS	TS	TS	TS	TS	TS	TS	
35. Kasey Washington	F 23:50	5-9	0-0	6-6	3	3	6	0	5	16	2	2	1	0	80
12. J. J. Moore	F 20:12	4-12	0-0	2-2	4	4	2	0	0	0	0	0	0	0	50
3. Aubrey Gagnier	G 15:59	4-13	0-0	1-1	4	5	0	0	1	2	2	0	0	0	20
13. Justin Piest	G 16:57	5-8	0-0	0-0	5	5	6	0	1	9	4	1	2	0	20
17. Mikaela Wemwema	F 21:50	0-0	0-0	0-0	4	4	1	1	2	0	0	0	0	0	0
2. Jada Brown	18:37	0-4	0-0	0-0	2	2	0	0	0	0	0	0	0	0	13
14. Ayana Mitchell	14:11	0-0	0-0	0-0	2	2	3	3	1	8	1	0	0	2	0
4. Agam Akur	10:46	2-6	0-0	2-2	1	1	3	1	1	6	2	0	0	1	6
10. J. J. Moore	0:52	0-0	0-0	0-0	0	0	0	0	0	0	0	0	0	0	0
11. Monique Williams	02:14	0-0	0-0	0-0	0	0	0	0	0	2	0	0	0	0	2
12. Ayalan Di Rosario	02:14	0-0	0-0	0-0	0	0	0	0	0	1	0	0	0	0	2
Totals															
30:30 12-21 0-0 11-15 25 41 9 14 87 9 13 4 2 20															
Major Fouls: NONE															
Dues Not Rebounds: 0															

