



SMU Basketball
121 All-League Honors
24 Selections In The NBA Draft
16 Conference Titles
20 Postseasons
12 NCAA Tournaments
13 League Players Of The Year
12 All-American Selections
1 Final Four

This Game:
ACC/SEC Challenge

[rv/rv] SMU Mustangs
(8-0)
at
[17/16] VANDERBILT Commodores
(8-0)

Wednesday, December 3
8:15 p.m.

Nashville, Tennessee
Memorial Coliseum

TV: SEC Network
(Roy Philpitt, Brooke Weisbrod)

SMU Radio: SMU App / Varsity
Network App / SiriusXM
(Rich Phillips, Scott Garner)

Next Game: Hoop Hype XL
TEXAS A&M Aggies
vs. [rv/rv] SMU Mustangs
Sunday, Dec. 7 - 4pm
Arlington, Texas
College Park Center
TV: ESPN2
SMU Radio: SMU App / Varsity
Network App / SiriusXM
(Rich Phillips, Scott Garner)

Following Game:
Compete 4 Cause Classic
[rv/rv] SMU Mustangs
vs [rv/rv] LSU Tigers
Saturday, Dec. 13 - 7:30pm
New Orleans, Louisiana
Smoothie King Center
TV: SECN
SMU Radio: SMU App / Varsity
Network App / SiriusXM
(Rich Phillips, Scott Garner)

Head CoachAndy Enfield
Overall.....293-186 (15th season)
At SMU.....32-11 (2nd season)
Location (Enrollment)Dallas, Texas (12,385)
ConferenceACC
Colors.....Red & Blue
ArenaMoody Coliseum (7,000)
CourtDavid B. Miller Court
PresidentJay Hartzell
Director of AthleticsDamon Evans
Basketball SID.....Herman Hudson / hermanh@smu.edu
Office/Cell Phone214-768-1304 / 214-924-0358
WebsiteSMUMustangs.com
Facebook/SMUMustangs, /SMUBasketball
Twitter@SMUMustangs, @SMUBasketball
Instagram@SMU.Mustangs, @SMUBasketball
Mobile App.....SMUMustangs.com/App
Credentals.....SMUMustangs.com/media
.....Laurence Thompson / laurencet@smu.edu

2025-26 SMU Basketball • B.J. Edwards - ACC Player of the Week (Nov. 24) •
Boopie Miller - Preseason All-ACC Second Team • No. 4 High School Recruiting Class

#MoodyMagic - Since 2013-14 season

Receiving votes or ranked in AP &/or Coaches Poll in 8 of 12 seasons (2013-14 to 2023-25), high of No. 8
2 Conference Season Titles (2015, 2017) • 2 Conference Tournament Titles (2015, 2017) •
2 NCAAs (2015, 2017) • 5 NITs (2014 Final, 2021, 2022, 2024, 2025) • 2015-16 Las Vegas Classic Champs •
2019-20 Southwestern Showdown Champs • 2024-25 Acrisure Holiday Invitational Champs •
3 NBA Draft Picks • 4 League Players of the Year • 3 AP All-America Honorable Mention •
Academic All-American • 3 Wooden Award Watch List • 4 Naismith Trophy Watch List •
Karl Malone Award Watch List • 3 Bob Cousy Award Watch List • 4 Lute Olson Award Watch List •
Jerry West Award Watch List • Oscar Robertson Trophy Watch List • 14 NABC All-District •
6 USBWA All-District • 2 NABC College All-Stars • 6 All-League 1st Team • 9 All-League 2nd Team •
5 All-League 3rd Team • 3 AAC Sixth Man of the Year • League All-Defensive Team • 2 NABC Good Works
Team Nominees • 2 Senior CLASS Award Nominees • 12 NABC Honors Court • 36 AAC All-Academic Team

No. Name Pos. Ht. Wt. Yr-Exp Hometown (Previous School / High School)

PREVIOUS GAME STARTERS

0 B.J. Edwards G 6-3 200 Sr.-2L Knoxville, Tenn. (Tennessee / Knoxville Catholic HS)
2 Boopie Miller G 6-0 175 Sr.-1L Chicago, Ill. (Wake Forest / Central Michigan / Victory Rock Prep [Fla.])
3 Corey Washington F 6-6 190 Sr.-TR Little Rock, Ark. (Wichita State / Saint Peter's / Sylvan Hills HS)
5 Jaron Pierre Jr. G 6-5 210 Sr.-TR New Orleans, La. (Jacksonville St/Wichita St/Southern Miss/St. Augustine HS)
24 Samet Yiğitoğlu C 7-2 270 So.-1L Istanbul, Türkiye

RESERVES

1 Chance Puryear F 6-7 210 Fr.-RS Dallas, Texas (Carter HS)
4 Sam Walters F 6-9 230 Jr.-TR The Villages, Fla. (Michigan / Alabama / Villages Charter School)
7 Jermaine O'Neal Jr. F 6-5 185 Fr.-HS Southlake, Texas (Dynamic Prep)
8 Billy White III F 6-8 195 Fr.-HS Corpus Christi, Texas (Veterans Memorial HS)
9 B.J. Davis-Ray G 6-6 195 Fr.-HS St. Louis, Mo. (JSerra Catholic HS [CA])
10 Jaden Toombs C 6-10 230 Fr.-HS Amarillo, Texas (Dynamic Prep)
13 Mitchell Holmes F 6-10 230 Fr.-RS Fort Worth, Texas (Link Year Prep [Mo.] / The Oakridge School)
22 Nigel Walls F 6-10 200 Fr.-HS Houston, Texas (St. Francis Episcopal)
31 Trey Utter G 6-1 175 Sr.-3L Argyle, Texas (Argyle HS)
33 Niccolo Kalischer-Stork G 6-2 205 Fr.-RS Los Angeles, Calif. (Harvard-Westlake School)

Head Coach: Andy Enfield (Johns Hopkins, 1991)

Associate Head Coach: Chris Capko (South Florida, 2006)

Assistant Coach: Jay Morris (Cal State Dominguez Hills, 2010)

Assistant Coach: Dana Ford (Illinois State, 2006)

Assistant Coach: Kurt Karis (USC, 2018)

Assistant Coach: Eric Mobley (Portland, 1990)

Assistant A.D. for Basketball Operations: Michael Swets (Boston College, 2009)

Director of Recruiting: Jeremie Hart (Mary Hardin-Baylor, 2022)

Chief Strategist: David Kress (USC, 2024)

Sports Performance Coach for Men's Basketball: Kurtis Shultz (Maryland, 1995)

Athletic Trainer: Raymond Chiu (Texas, 2015)

Graduate Assistant: Mia Kaufman (USC, 2024)

Graduate Assistant: David Serge (Cal, 2020)

Pronunciations: Jaron Pierre Jr. (juh-ron), Niccolo Kalischer-Stork (cal-ish-er), Samet Yiğitoğlu (yee-geh-toe-lu)

2025-26 SCHEDULE AND RESULTS

Day	Date	Opponent (TV)	Time/Result	Record
Sat.	O25	Oklahoma State (exh.)	W, 86-71	
Mon.	N3	Tarleton State (ACCNX)	W, 96-76	1-0
Thu.	N6	A&M-Corpus Christi (ACCNX)	W, 69-58	2-0
Tue.	N11	Murray State (ACCNX)	W, 102-91	3-0
Sat.	N15	Butler (The CW)	W, 87-85	4-0
Tue.	N18	UAPB (ACCNX)	W, 106-60	5-0
Fri.	N21	Arkansas State (ACC)	W, 100-69	6-0
Mon.	N24	Radford (ACCNX)	W, 89-72	7-0
Fri.	N28	at Mississippi State (SECN+)	W ot, 87-81	8-0

ACC/SEC Challenge

Wed. D3 at [17/16] Vanderbilt (SECN) 8:15pm

Hoop Hype XL (College Park Center - Arlington, Texas)

Sun. D7 vs Texas A&M (ESPN2) 4pm

Compete 4 Cause Classic (Smoothie King Center - New Orleans)

Sat. D13 vs LSU (SECN) 7:30pm

Sun. D21 Central Arkansas (ACCNX) 1pm

Sun. D28 Cal State Fullerton (ACCNX) 2pm

Sat. J3 [16/17] North Carolina * (The CW) 1:15pm

Wed. J7 at [rv/rv] Clemson * (ESPN2/U) 9pm ET/8pm CT

Sat. J10 at [4/4] Duke * (ESPN2/U) 2pm ET/1pm CT

Wed. J14 Virginia Tech * (ESPN2/U) 8pm

Sat. J17 [-rv] Virginia * (ESPN2/U) 11am

Tue. J20 at [-rv] Wake Forest * (ACC) 9pm ET/8pm CT

Sat. J24 Florida State * (ACC) 3pm

Sat. J31 at [6/6] Louisville * (ESPN2/U) 2pm ET/1pm CT

Tue. F3 [rv/rv] NC State * (ESPN2/U) 8pm

Sat. F7 at Pitt * (The CW) 3:45pm ET/2:45pm CT

Tue. F10 Notre Dame * (ACC) 6pm

Sat. F14 at Syracuse * (The CW) 2pm ET/1pm CT

Tue. F17 [6/6] Louisville * (ESPN2/U) 6pm

Sat. F21 Boston College * (ACC) 3pm

Wed. F25 at [-rv] Cal * (ACC) 9pm CT/7pm PT

Sat. F28 at Stanford * (ACC) 5pm CT/3pm PT

Wed. M4 Miami * (ACC) 6pm

Sat. M7 at Florida State * (ACC) 2pm ET/1pm CT

March 10-14 ACC Tournament (Charlotte, N.C. - Spectrum Center)

* Atlantic Coast Conference game

Home games on David B. Miller Court at Moody Coliseum (7,000)

SMU audio is available on the SMU App

Tickets at SMUMustangs.com or 214-SMU-GAME (768-4263)

Dates and times subject to change

VANDERBILTCoach Mark Byington / vucommodores.com

SIDJacob Bell / jacob.d.bell@vanderbilt.edu

TEXAS A&MCoach Bucky McMillan / 12thman.com

SIDRachel Penreault / rpenreault@athletics.tamu.edu

LSUCoach Matt McMahon / lsusports.net

SIDC. Kent Lowe / dowe@lsu.edu

SMU vs Vanderbilt (8-15) | H: 6-5 A: 2-10 N: 0-0 OT: 1-2

Recent Meetings ~ American/SEC Scheduling Alliance

2019-20 J4 A~ W, ot 92-81 (SEC Network)

2020-21 D8 H~ Canceled (COVID-19)

2021-22 D4 H~ W 84-72 (ESPN+)

SMU vs Texas A&M (91-89) (90-89+) | H: 59-26 A: 26-60 N: 6-3 OT: 4-1 (N: 5-3+)

Recent Meetings | ~ Corpus Christi Challenge | +Win vacated | [AP/Coaches]

2013-14 N30 N~ W+ 55-52 [-rv-] (CBSSN)

2022-23 N30 A L 64-83 (SEC+/ESPN+)

2023-24 N14 H L 66-79 [13/15] (ESPN+)

SMU vs LSU (4-2) (3-2+) | H: 3-0 A: 0-2 N: 1-0 OT: 0-0 (H: 2-0+)

Last Meeting | ~ Compete 4 Cause Classic (Frisco, Texas - Comerica Center)

2024-25 D14 N~ W 74-64 [-rv] (ESPNU)



SMU plays its second straight road game, visiting [17/16] Vanderbilt in a matchup of 8-0 squads for the ACC-SEC Challenge on Wednesday night. The Mustangs stayed unbeaten on the season with an 87-81 overtime win at Mississippi State on Friday.

Boopie Miller led the Mustangs with a season-high 28 points and career-high nine rebounds, scoring 11 points in the final 7:03 of regulation as SMU rallied from a 61-52 deficit to force the extra five minutes. He then scored six of SMU's 13 points in overtime to help seal the comeback victory. Jaron Pierre Jr. scored 24 points while Corey Washington added his third double-double of the season with 12 points and 10 rebounds. Samet Yiğitoğlu had a career-high 13 rebounds with two blocked shots. Jaden Toombs made his SMU debut with six rebounds and six points in 11 minutes.



Andy Enfield was named Head Men's Basketball Coach at SMU on April 1, 2024.

In his first season on the Hilltop, he led the Mustangs to a 24-11 overall record and earned a No. 1 seed in the NIT. The Mustangs went 13-7 in the program's inaugural season in the ACC to tie for fourth, recording a 7-3 road record in league play. SMU also won the Acrisure Holiday Invitational. The Mustangs were one of just two teams in the nation with six players averaging at least 9.9 points and one of just eight teams in the NCAA top 50 for field goal percentage and field goal defense. SMU signed the nation's fourth-ranked high school recruiting class, which is the best in program history. In 14 seasons as a head coach, Enfield is 285-186 overall while leading teams to eight of a possible 13 postseasons, including seven of the past nine.

A proven winner, Enfield burst onto the coaching scene in 2013 when, in his second year as a head coach, he guided Florida Gulf Coast to the Sweet 16 of the NCAA Tournament. Following that success, he was hired by the University of Southern California (USC), where he led the Trojans to five of the last eight NCAA Tournaments, including a run to the Elite Eight in 2021.

He came to SMU after 11 seasons at USC, where he compiled a 220-147 record. Enfield quickly brought success to the basketball program upon his arrival, as the Trojans set a school single-season win record and posted the most wins in program history over two-year, three-year, four-year, five-year, six-year, seven-year and eight-year periods. Enfield's 220 wins ranks third on USC's all-time wins list, trailing only Sam Barry (260) and Forrest Twogood (251). In 13 seasons as a head coach Enfield has a 261-175 mark.

His teams also excelled in the classroom by setting the program's top team GPAs. Enfield brought in eight consecutive Top-30 recruiting classes, with the 2022 class ranking No. 7 and the 2023 class ranking No. 4.

Over his final seven seasons at USC, the Trojans had eight players selected in the NBA Draft, tied for the fifth-most by any program in the country, with Evan Mobley going No. 3 overall in the 2021 NBA Draft and Onyeka Okongwu being selected No. 6 in the 2020 Draft. USC was one of three teams to have had at least one player selected in six of the last seven NBA Drafts. In total, 11 players during Enfield's time at USC have made the NBA.

Enfield captivated the nation in 2013 as the head coach at FGCU, as he guided the first-ever No. 15 seed into the NCAA Sweet Sixteen with impressive wins over second-seeded Georgetown and seventh-seeded San Diego State and introduced the world to "Dunk City," FGCU's high-flying and high-speed offense which often ended with thunderous dunks. Enfield led the Eagles to a school-record 26 wins that season, including a victory over a Miami team that finished ranked No. 5. The Eagles won the Atlantic Sun Tournament in resounding fashion in just the school's second season of NCAA Division I postseason eligibility and became the first team since Florida in 1987 to win the first two NCAA Tournament games it ever played. In his first year at FGCU (2011-12), he led the team to the Atlantic Sun Tournament Championship game.

Prior to FGCU, Enfield spent five years (2006-07 through 2010-11) as an assistant coach at Florida State, helping the Seminoles to three consecutive NCAA Tournament berths (2009-11), including the Sweet 16 in 2011. He helped the Seminoles sign three straight Top-25 classes, with the 2008 class ranking in the Top 10, and build a 2011 FSU roster that featured 11 top-100 recruits and a pair of McDonald's All-Americans.

Enfield began his coaching career in the NBA, serving as the shooting coach for the Milwaukee Bucks for two seasons (1994-96). He then was an assistant coach with the Boston Celtics for two seasons (1998-2000).

Enfield played four seasons (1987-88 through 1990-91) at Johns Hopkins, scoring a program-record 2,025 career points. He set the NCAA all-divisions career free throw percentage record (92.5, hitting 431-of-466 shots). He was a Division III All-America third-team selection in 1991 and was inducted into the school's Athletic Hall of Fame in 2001. He was a GTE Academic All-America first-team selection as a senior and second-teamer as a junior. He was the first basketball player at Johns Hopkins to earn an NCAA Postgraduate Scholarship and was named the NABC Scholar-Athlete of the Year in 1991.

ANDY ENFIELD HEAD COACHING RECORD

OVERALL			H		A	N	OT
Year	School	W	L	PCT	W-L	W-L	W-L
11-12	FGCU	15	17	.469	9-5	5-11	1-1
12-13	FGCU	26	11	.703	15-1	7-9	4-1
13-14	USC	11	21	.344	8-8	2-10	1-3
14-15	USC	12	20	.375	8-8	2-9	2-3
15-16	USC	21	13	.618	16-2	3-7	2-4
16-17	USC	26	10	.722	14-3	6-5	6-2
17-18	USC	24	12	.667	13-5	6-5	5-2
18-19	USC	16	17	.485	12-5	2-9	2-3
19-20	USC	22	9	.710	14-2	5-6	3-1
20-21	USC	25	8	.758	13-2	7-3	5-3
21-22	USC	26	8	.765	13-3	9-3	4-2
22-23	USC	22	11	.667	15-2	5-5	2-4
23-24	USC	15	18	.455	9-6	3-9	3-3
24-25	SMU	24	11	.686	13-6	7-4	4-1
25-26	SMU	8	0	1.000	7-0	1-0	0-0
TOTALS		293	186	.612	179-58	70-95	44-33
				.755	.424	.571	.433
At SMU		32	11	.744	20-6	8-4	4-1

CONFERENCE			H		A	OT
Year	School	W	L	PCT	W-L	W-L
11-12	FGCU	8	10	.444	4-5	4-5
12-13	FGCU	13	5	.722	8-1	5-4
13-14	USC	2	16	.111	1-8	1-8
14-15	USC	3	15	.167	3-6	0-9
15-16	USC	9	9	.500	7-2	2-7
16-17	USC	10	8	.556	6-3	4-5
17-18	USC	12	6	.667	7-2	5-4
18-19	USC	8	10	.444	6-3	2-7
19-20	USC	11	7	.611	8-1	3-6
20-21	USC	15	5	.750	8-2	7-3
21-22	USC	14	6	.700	7-3	7-3
22-23	USC	14	6	.700	9-1	5-5
23-24	USC	8	12	.400	6-4	2-8
24-25	SMU	13	7	.650	6-4	7-3
25-26	SMU	0	0			
TOTALS		140	122	.534	86-45	54-77
				.656	.412	.313

ANDY ENFIELD CAREER TIMELINE

87-91	Johns Hopkins	Student-Athlete	1991 All-America, Academic All-America, NABC Scholar-Athlete of the Year, NCAA All-Divisions Career FT% Record
94-96	Milwaukee Bucks	Shooting Coach	
98-00	Boston Celtics	Assistant Coach	
06-11	Florida State	Assistant Coach	3 NCAA Tournaments, 2011 Sweet 16
11-13	Florida Gulf Coast	Head Coach	2013 NCAA Sweet 16
13-24	USC	Head Coach	5 NCAA Tournaments, 2021 Elite Eight
24-	SMU	Head Coach	2024-25 Acrisure Holiday Invitation Champs 2025 NIT No. 1 Seed Nation's No. 4 High School Recruiting Class

Enfield prepped at Shippensburg (PA) High, earned his economics degree from Johns Hopkins University and has an MBA from the University of Maryland.

Enfield and his wife Amanda are parents to Aila, Lily, and Marcum.

**Boopie Miller was selected
Preseason All-ACC Second Team**

**TRIPLE
DOUBLE**

BJ EDWARDS

**24 POINTS
10 STEALS
13 ASSISTS**

In the win over Arkansas State Nov. 21, Edwards had a triple-double of 24 points, 13 assists and 10 steals. It is just the sixth in SMU history and 42nd in ACC history, but the first with steals. The 10 steals set the SMU record and tied for second in ACC history.

2025-26 RANKINGS: The Mustangs are receiving votes in the USA TODAY Sports Coaches Poll this week. The first for the program since Feb. 21, 2022. SMU was No. 39 in the initial NCAA NET rankings (Dec. 1). Through eight games, SMU has five players averaging double figures in scoring: Boopie Miller (21.3, 3rd ACC, 16th NCAA), Jaron Pierre Jr. (18.4, 10th ACC), Corey Washington (14.4, 22nd ACC), B.J. Edwards (13.9, 24th ACC) and Samet Yigitoglu (10.9, 55th ACC). SMU has had at least four double-figure scorers in seven of eight games and five in double figures five times. **(As of Nov. 30, SMU was one of 29 teams with five averaging 10+ points and one of five programs with four averaging 13+ points: Illinois, Mercer, Ohio State, Troy.)** All five have also recorded at least one double-double this season with Boopie Miller and Corey Washington at three apiece. **SMU is one of four teams nationally to have five different players record a double-double this season (Lindenwood, Miami [FL], Oklahoma State).** Yigitoglu is leading the Mustangs in blocks (1.5, 8th ACC) and rebounds (8.4, 9th ACC). Boopie Miller is tied for the team lead in steals (2.6, 3rd ACC, 20th NCAA) and leads in assists (7.3, 2nd ACC, 7th NCAA) with a 3.05 assist-to-turnover ratio (10th ACC). B.J. Edwards is averaging 5.4 assists (6th ACC, 57th NCAA) and 2.6 steals (3rd ACC, 20th NCAA) with a 3.07 assist-to-turnover ratio (9th ACC). Corey Washington is second for SMU at 7.6 rebounds (14th ACC) and third on the team in steals (1.5, 22nd ACC). SMU is shooting 49.6% overall (4th ACC, 48th NCAA) and holding opponents to 38.9% (8th ACC). SMU is leading the ACC in fastbreak points (17.8, 34th NCAA) and free-throw percentage (76.4%, 44th NCAA) as well as ranking third in scoring offense (92.0, 19th NCAA) and steals (9.6, 35th NCAA).

2025-26 HONORS: Boopie Miller was selected preseason All-ACC second team. B.J. Edwards was named ACC Player of the Week on Nov. 24.

ACC PRESEASON POLL & HONORS: Senior guard Boopie Miller was selected preseason All-ACC Second Team and the Mustangs were picked sixth in the vote by a select media panel. Miller received the highest vote total of any member of the preseason All-ACC Second Team (27). The teams picked in front of the Mustangs were [4/4] Duke, [6/5] Louisville, [16/17] North Carolina, [23/22] NC State and [-/rv] Virginia. Miller was All-ACC Third Team last season after averaging 13.2 points (26th ACC), 5.5 assists (4th ACC, 33rd NCAA), 2.9 rebounds and 1.6 steals (9th ACC) with a 2.50 assist-to-turnover ratio (2nd ACC, 41st NCAA). He also had a pair of game-winning shots, including a right-wing 3-pointer with 0.4 seconds left in a 54-52 win at Virginia. He was the Acrisure Holiday Invitational MVP after SMU defeated Washington State in the championship.

NON-CONFERENCE SCHEDULE: The Mustangs have nine non-conference home games, including a home game with Butler on Nov. 15 (W, 87-85). SMU also faces four SEC teams beginning with a visit to Mississippi State on Nov. 28 (W, 87-81 ot) and then [17/16] Vanderbilt in the ACC/SEC Challenge on Dec. 3. Texas A&M is next in the Hoop Hype XL matchup at the College Park Center in Arlington, Texas on Dec. 7 followed by the Compete 4 Cause Classic versus [rv/rv] LSU in New Orleans on Dec. 13.

ANDY ENFIELD IN YEAR TWO: The Mustangs have three returning starters and the nation's fourth-ranked high school recruiting class, which is the best in program history. Last season, the Mustangs went 24-11 overall and earned a No. 1 seed in the NIT. SMU finished 13-7 in the program's inaugural season in the ACC to tie for fourth, recording a 7-3 road record in league play. The Mustangs also won the Acrisure Holiday Invitational.

2024-25 RANKINGS: SMU averaged 79.9 points (3rd ACC, 39th NCAA) while shooting 47.8% (2nd ACC, 32nd NCAA) overall and 37.8% on threes (2nd ACC, 21st NCAA). The Mustangs also led the ACC in steals (8.1, 55th NCAA) and total rebounds (38.4, 31st NCAA). SMU finished third in the ACC in fastbreak points (12.7, 48th NCAA), second in rebound margin (+5.5, 23rd NCAA), second in offensive rebounds (12.5, 48th NCAA), second in assists (15.9, 44th NCAA), second in bench points (24.0, 72nd NCAA), fourth in scoring margin (+8.6, 42nd NCAA) and third in field-goal defense (41.3%, 47th NCAA). **SMU was one of eight teams in the top 50 nationally in field-goal percentage and field-goal defense (Auburn, Bradley, Central Conn. St., Duke, Liberty, McNeese, Yale).**

2025-26 Rankings (Through Nov. 30)				
ALL GAMES - INDIVIDUAL				
		NCAA	ACC	Value
Ast/TO Ratio	B.J. Edwards	78	9	3.07
	Boopie Miller	79	10	3.05
	Boopie Miller	4	1	58
Assists	B.J. Edwards	35	4	43
	Boopie Miller	7	2	7.3
	B.J. Edwards	57	6	5.4
Blocks	Samet Yigitoglu	83	6	12
Blocks/Gm	Samet Yigitoglu	105	8	1.5
Dbl-Dbls	Boopie Miller	28	5	3
	Corey Washington	28	5	3
	B.J. Edwards	165	15	1
FG Attempts	Jaron Pierre Jr.	165	15	1
	Samet Yigitoglu	165	15	1
	Jaron Pierre Jr.	27	2	116
FG Pct.	Boopie Miller	129	7	98
	B.J. Edwards	227	11	90
	Boopie Miller	207	15	49
FGs	B.J. Edwards	256	16	46.7
	Jaron Pierre Jr.	285	19	45.7
	Jaron Pierre Jr.	39	4	53
FT Attempted	Boopie Miller	95	8	48
	B.J. Edwards	223	14	42
	Corey Washington	242	20	38
FT Pct.	Boopie Miller	18	1	62
	Jaron Pierre Jr.	224	15	38
	Corey Washington	240	17	37
FT Made	Samet Yigitoglu	240	17	37
	Boopie Miller	44	2	91.9
	Corey Washington	198	8	83.8
Minutes/Gm	Boopie Miller	5	1	57
	Corey Washington	197	13	31
	Jaron Pierre Jr.	259	17	28
Points	B.J. Edwards	43	3	34:20
	Boopie Miller	55	4	34:00
	Jaron Pierre Jr.	243	9	31:02
Points/Gm	Corey Washington	317	12	30:31
	Boopie Miller	11	2	170
	Jaron Pierre Jr.	57	7	147
Rebounds	Corey Washington	300	19	115
	B.J. Edwards	347	20	111
	Boopie Miller	16	3	21.3
Def. Rebs.	Jaron Pierre Jr.	84	10	18.4
	Corey Washington	352	22	14.4
	B.J. Edwards	413	24	13.9
Off. Rebs.	Samet Yigitoglu	887	55	10.9
	Samet Yigitoglu	51	7	67
	Corey Washington	87	9	61
Rebs/Gm	Jaron Pierre Jr.	207	23	51
	Jaron Pierre Jr.	93	10	5.5
	Samet Yigitoglu	137	13	5.13
Steals	Corey Washington	224	19	4.63
	Samet Yigitoglu	50	8	3.25
	Corey Washington	78	12	3
Steals/Gm	Samet Yigitoglu	61	9	8.4
	Corey Washington	113	14	7.6
	Jaron Pierre Jr.	270	24	6.4
3FG Att.	B.J. Edwards	15	1	21
	Boopie Miller	15	1	21
	Corey Washington	231	16	12
3FG Pct	B.J. Edwards	20	3	2.63
	Boopie Miller	20	3	2.63
	Corey Washington	293	22	1.5
3PT FG/Gm	Jaron Pierre Jr.	317	19	41
	Boopie Miller	265	20	2.13
	Boopie Miller	207	13	17
3PT FGM	B.J. Edwards	1	1	1
	B.J. Edwards	1	1	1
	B.J. Edwards	1	1	1
ALL GAMES - TEAM				
		NCAA	ACC	Value
Ast/TO Ratio		41	7	1.62
Assists		27	4	19
Bench Points		324	15	17.13
Blocked Shots		84	8	4.3
Effective FG Pct.		83	7	0.554
Fast Break Points		34	1	17.75
FG Pct.		48	4	49.6
FG Pct. Def.		50	8	38.9
Personal Fouls		111	5	16.9
FT Attempts		43	3	26.5
FT Pct.		44	1	76.4
FT Made		28	2	20.3
Reb. Margin		115	10	4.6
Def. Rebs.		38	5	29.13
Off. Rebs.		127	10	12.25
Reb. Off.		44	6	41.38
Scoring Def.		195	17	74
Scoring Margin		39	6	18
Scoring Off.		19	3	92
Steals		35	3	9.6
3FG Attempts		272	16	20.8
3Pt.FG Pct.		93	6	36.1
3Pt.FG Pct. Def.		80	7	29.5
3PT FG Made		215	14	7.5
TO Margin		46	8	3.9
Turnovers Forced		45	4	15.63
Turnovers		134	14	11.8
W-L Pct.		1	1	100
2025-26 Specialty Stats				
	Off T/O	2ndCh	Paint	FastB
SMU Avg.	20.8	11.5	40.2	17.8
Opp. Avg.	12.8	11.6	29.8	9.6
				24.5



B.J. Edwards was named ACC Player of the Week Nov. 24. He averaged 17.5 points, 11.0 assists, 6.5 steals and 5.0 rebounds, recording a triple-double against Arkansas State.

Boopie Miller averaged 13.2 points (26th ACC, 33rd NCAA) and 1.6 steals (9th ACC) with a 2.50 assist-to-turnover ratio (2nd ACC, 41st NCAA). Chuck Harris was next in scoring at 12.9 (29th ACC) while hitting 41.5% from three. B.J. Edwards averaged 9.9 points (52nd ACC), 3.7 assists (10th ACC) and 2.4 steals (2nd ACC, 11th NCAA) with a 2.02 assist-to-turnover ratio (10th ACC). Matt Cross had six double-doubles (8th ACC) and led the Mustangs in rebounding (7.6, 6th ACC) while adding 11.8 points (38th ACC). **The Mustangs were one of two teams with six scoring at least 9.9 per game (Ole Miss)** with Kario Oquendo (11.2, 46th ACC) and Samet Yiğitoğlu (10.0, 51st ACC). Yiğitoğlu was second for SMU in rebounds (6.2, 17th ACC) and double-doubles (3, 21st ACC) while leading the Mustangs in blocked shots (1.0, 15th ACC).

2024-25 ACC AWARDS: Boopie Miller was named All-ACC Third Team and B.J. Edwards was selected to the ACC All-Defensive Team. Edwards also received votes for Most Improved Player and Kario Oquendo received votes for Sixth Man of the Year.

LAST GAME (W, 87-81 OT at Mississippi State on Nov. 28): STARKVILLE, Miss. (AP) -- Boopie Miller had six of his 28 points in overtime, Jaron Pierre Jr. scored 24 and SMU beat Mississippi State 87-81 on Friday night to remain unbeaten. Pierre had a three-point play and Miller made two free throws to tie it 72-all with 53 seconds left in regulation. Quincy Ballard dunked for the Bulldogs, but Miller hit a jumper to force OT. Miller hit a jumper to begin the extra period and connected again to put SMU up 78-76 as the Mustangs stayed in front over the final 2:55. Miller made 9 of 19 shots with five 3-pointers for SMU (8-0). He was 5 for 5 at the free-throw line and grabbed nine rebounds. Pierre made 11 of 21 shots. Corey Washington totaled 12 points and 10 rebounds. Samet Yigitoglu had a game-high 13 boards. Jayden Epps scored 21 points to lead Mississippi State (3-4). Ja'Borri McGhee added 17 points and Josh Hubbard scored 16. Ballard finished with 12 points and 10 rebounds. Achor Achor had a team-high 12 boards. Epps sank three 3-pointers and scored 15 points to help Mississippi State take a 43-39 lead into halftime. Hubbard was fouled on a 3-pointer and made all three free throws to give Mississippi State its largest lead at 61-52 with nine minutes left to play. Miller answered with a four-point play and a 3-pointer to ignite the Mustangs' rally.


Postgame Notes:

- Boopie Miller tied season high 28 points, tied career high 9 rebounds
- SMU trailed 61-52 with just over 7 minutes left

SERIES VS VANDERBILT (8-15): This will be the 24th time that the Mustangs and Commodores have squared off. The two programs played nearly every season between 1957 and 1973, and then met six more times over the next 20 years. The most recent meetings were a home-and-home with SMU winning 92-81 in overtime at Vanderbilt on Jan. 4, 2020 and then winning 84-72 in Dallas on Dec. 4, 2021.

LAST MEETING VS VANDERBILT (W, 84-72 vs Vanderbilt on Dec. 4, 2021): DALLAS (AP) - Kendrick Davis

scored 21 points, Zach Nutall added 20, and SMU scored 56 after half-time to beat Vanderbilt 84-72 on Saturday night. The Mustangs turned it around after the break when they went to intermission down 40-28. An 11-0 run to start the second half featured a 3-pointer and layup by Nutall and a layup and a pair of free throws from Emmanuel Bandoel to reduce Vanderbilt's lead to one. Kendrick Davis made a 3 and followed with a layup for a 51-47 lead with 14:19 remaining and SMU (7-3) proceeded to extend the lead from there. Scotty Pippen Jr. made a 3, reducing Vanderbilt's deficit to 56-50 with 12:02 left before the Commodores (5-2) went almost four minutes without scoring. Vanderbilt made 15 of 29 shot attempts in the first half compared to 8 for 33 after halftime. SMU conversely went from 11 for 33 to 19 for 30 in the second half. Nutall's 3 with 6:56 left before halftime gave SMU a 26-25 lead before the Commodores closed the half by outscoring SMU 15-2 which included a 9-0 run. Pippen scored 29 points for Vanderbilt and Jordan Wright had 14 points with 12 rebounds.



Head Coach Andy Enfield had 8 players selected in the 7 NBA Drafts from 2018-24.

Most Selections In The 7 NBA Drafts 2018-24

20 Duke
19 Kentucky
9 Kansas
9 Michigan
8 USC under Andy Enfield
8 Alabama
8 Connecticut
8 Gonzaga
8 Tennessee
8 Villanova
8 UCLA

Most NBA Drafts With A Selection (2018-24)

7 of 7 – Duke
7 of 7 – Kentucky
6 of 7 – USC under Andy Enfield
5 of 7 – Alabama
5 of 7 – Gonzaga
5 of 7 – Tennessee
5 of 7 – Villanova
5 of 7 – UCLA

NBA Draft Picks under Andy Enfield at USC

2024
1st Rnd (29) - Isaiah Collier | Jazz
2nd Rnd (55) - Bronny James | Lakers
Free Agent - Boogie Ellis | Kings
Free Agent - Drew Peterson | Celtics
2022
2nd Rnd (49) - Isaiah Mobley | Cavaliers
2021
1st Rnd (3) - Evan Mobley | Cavaliers
2020
1st Rnd (6) - Onyeka Okongwu | Hawks
2019
1st Rnd (30) - Kevin Porter Jr. | Bucks
Free Agent - Jordan McLaughlin | Timberwolves
2018
2nd Rnd (46) - De'Anthony Melton | Rockets
2nd Rnd (49) - Chimezie Metu | Bucks



In 2024-25, Boopie Miller was named All-ACC Third Team and B.J. Edwards was selected to the ACC All-Defensive Team

THE SERIES VS TEXAS A&M (91-89 / 90-89 +): This is the 181st meeting between the two schools with SMU holding a 91-89 on-court advantage. The Mustangs went 85-81 in league games when the two programs played in the Southwest Conference. Texas A&M swept a home-and-home during the 2022-23 and 2023-24 seasons. SMU took home third-place in the Corpus Christi Challenge (W, 55-52) the last time the teams met on a neutral court on Nov. 30, 2013. (+ Win in 2013-14 vacated)

Weekly Rankings		
Date	AP	Coaches
Pre	-	-
N10	-	-
N17	-	-
N24	-	rv (4)
D1	rv (12)	rv (4)

LAST MEETING VS TEXAS A&M (L, 79-66 vs [13/15] Texas A&M on Nov. 14, 2023):

DALLAS (AP) -- Tyrece Radford scored 16 of his 21 points in the first half, Henry Coleman III had 13 points and 15 rebounds, and No. 13 Texas A&M beat SMU 79-66. Wade Taylor IV, the Aggies' leading scorer, had 15 points as the Aggies (3-0) won. Chuck Harris scored 21 points and Zhuric Phelps had 13 for the Mustangs (3-1), who were hosting the Aggies at Moody Coliseum for the first time since 2009. It was the fifth meeting between the schools since the SWC's final season in 1995-96, and Texas A&M beat SMU for the second year in a row. Radford punctuated his big first half with a buzzer-beating 3-pointer to cap an 8-2 run for a 39-32 lead. The Mustangs had trimmed a 12-point second-half deficit to four when Coleman, who tied his career high rebounds, grabbed a loose ball under the basket, made the shot and was fouled. Coleman's free throw put the Aggies up 57-50 with 8 1/2 minutes to go, and Texas A&M eventually restored its double-digit lead. Taylor, who scored 11 points after the break, was 4 of 17 from the field and missed all seven of his 3-point shots. The Mustangs got off to a great start from 3-point range and finished 10 of 23.

A POLL APPEARANCE: SMU received votes in the Associated Press (12) and USA TODAY Sports Coaches Poll on Dec. 1. SMU also received votes (4) in the Coaches Poll on Nov. 24, marking the first time the Mustangs received votes since Feb. 21, 2022.

ACC PLAYER OF THE WEEK: SMU guard B.J. Edwards was named ACC Player of the Week on Nov. 24. For the week, he averaged 17.5 points, 11.0 assists, 6.5 steals and 5.0 rebounds in two wins while shooting 59.1% overall (13-22), 6-of-12 from three and 3-of-4 on free throws. In the win against Arkansas State on Nov. 21, he had a triple-double with career highs of 24 points, 13 assists and 10 steals. The triple-double was just the sixth in SMU history and the 42nd in ACC history. It is the first for either that included steals. The 10 steals set the SMU program record and tied for second in ACC history.

ACTIVE CAREER LEADERS: Four Mustangs are ranked among the top 100 among active players in NCAA Division I. Jaron Pierre Jr. is 5th in career points (1,736), 47th in scoring average (13.8), 11th in threes made (258), 102nd in rebounds (513), 116th in assists (261) and 15th in games (126). Boopie Miller is 14th in points (1,552), 31st in scoring average (14.8), 6th in assists (497), 21st in assists average (4.73), 22nd in steals (152), 15th in FT% (83.1) and 18th in assist-to-turnover ratio (1.84). B.J. Edwards is 99th in assists (275), 39th in steals (137) and 48th in steals average (1.53). Corey Washington is 95th in points (1,185), 105th in scoring average (12.3), 36th in rebounds (620), 32nd in FT% (72.1) and 27th in double-doubles (16).


ASSISTS: SMU is averaging 19.0 assists (4th ACC, 27th NCAA) with Boopie Miller pacing at 7.3 assists (2nd ACC, 7th NCAA) and B.J. Edwards dishing 5.4 per game (6th ACC, 57th NCAA). Last season, SMU was second in the ACC in assists at 15.9 (44th NCAA). Boopie Miller averaged 5.5 (4th ACC, 33rd NCAA). B.J. Edwards was next for the Mustangs at 3.7 (10th ACC).

AP Top 25 (Dec. 1)			
RK	TEAM	REC	PTS
1	Purdue(40)	7-0	1494
2	Arizona(6)	7-0	1442
3	Michigan(15)	7-0	1417
4	Duke	8-0	1355
5	UConn	6-1	1244
6	Louisville	7-0	1177
7	Michigan State	7-0	1095
8	Houston	7-1	1070
9	BYU	6-1	1037
10	Iowa State	7-0	975
11	Gonzaga	7-1	934
12	Alabama	5-2	869
13	Tennessee	7-1	771
14	Illinois	6-2	657
15	Florida	5-2	568
16	North Carolina	6-1	519
17	Vanderbilt	8-0	475
18	Kentucky	5-2	451
19	Texas Tech	6-2	387
20	Auburn	6-2	376
21	Kansas	6-2	340
22	Indiana	7-0	313
23	St. John's	4-3	200
24	USC	7-0	145
25	Arkansas	5-2	127
Others receiving votes: Iowa 99, UCLA 59, Nebraska 52, TCU 35, Missouri 28, Utah State 16, Saint Mary's 15, Baylor 13, SMU 12, Oklahoma State 12, Clemson 10, LSU 7, Seton Hall 6, Wisconsin 6, NC State 5, Wake Forest 3, California 2, George Mason 1, Buffalo 1, Colorado 1			

Coaches Poll (Nov. 24)			
RK	TEAM	REC	PTS
1	Purdue(21)	7-0	762
2	Michigan(6)	7-0	721
3	Arizona(3)	7-0	709
4	Duke(1)	8-0	696
5	UConn	6-1	608
6	Louisville	7-0	600
7	Houston	7-1	588
8	Michigan State	7-0	531
9	Iowa State	7-0	502
10	BYU	6-1	493
11	Gonzaga	7-1	480
12	Alabama	5-2	428
13	Tennessee	7-1	377
14	Florida	5-2	313
15	Illinois	6-2	312
16	Vanderbilt	8-0	268
17	North Carolina	6-1	230
18	Kentucky	5-2	222
19	Texas Tech	6-2	192
19	Indiana	7-0	192
21	Kansas	6-2	154
22	St. John's	4-3	129
23	Arkansas	5-2	119
24	Auburn	6-2	104
25	Iowa	7-0	69
Others receiving votes: USC 56, UCLA 33, Nebraska 31, Missouri 28, Saint Mary's 20, Baylor 19, NC State 16, Virginia 14, LSU 14, Butler 9, Clemson 9, Ole Miss 8, TCU 5, SMU 4, Utah State 4, Wisconsin 4, Oklahoma State 1, Colorado 1			



Head Coach Andy Enfield and Boopie Miller joined Mark Packer as the ACC Network broadcast from SMU for 2024 Homecoming.



Former President George W. Bush and Laura Bush '68 regularly attend games at Moody Coliseum. The George W. Bush Presidential Library and Museum and the George W. Bush Institute are on the SMU campus.

ASSISTS 2.0: Boopie Miller has a 2.63 assist-to-turnover ratio in his career at SMU and B.J. Edwards has a 2.28 assist-to-turnover ratio in his time on the Hilltop. Both rank among the top 10 for those averaging at least 3.0 assists per game. This season, B.J. Edwards is at 3.33 (8th ACC) and Boopie Miller at 3.24 (10th ACC). In 2024-25, Boopie Miller was at 2.50 (2nd ACC, 41st NCAA) and B.J. Edwards at 2.02 (10th ACC).

SMU Career Assist-To-Turnover Ratio (Minimum 3.0 Assists Per Game)

	Ast/TO	Name	Seasons	Assists	Turnovers
---	2.63	Boopie Miller	2024-26	213	81
1	2.53	Scott Johnson	1983-87	334	132
2	2.38	Jimmy Whitt	2017-19	233	98
3	2.33	Kendric Davis	2019-22	445	191
4	2.32	Billy Allen	1978-80	468	202
---	2.28	B.J. Edwards	2023-26	269	118
5	2.13	Shake Milton	2015-18	337	158
6	2.12	Nic Moore	2013-16	508	240
7	2.11	Butch Moore	1982-86	828	392
8	2.00	Todd Alexander	1987-89	176	88

SMU Season Assist-To-Turnover Ratio (Minimum 3.0 Assists Per Game)

	Ast/TO	Name	Season	Assists	Turnovers
1	3.64	Butch Moore	1985-86	222	61
2	3.17	Kendric Davis	2020-21	130	41
---	3.07	B.J. Edwards	2025-26	43	14
---	3.05	Boopie Miller	2025-26	58	19
3	2.92	Scott Johnson	1986-87	149	51
4	2.70	Jimmy Whitt	2018-19	119	44
5	2.70	Kendric Davis	2019-20	173	64
6	2.50	Boopie Miller	2024-25	155	62
7	2.56	Shake Milton	2016-17	159	62
8	2.49	Todd Alexander	1987-88	152	61
9	2.38	Billy Allen	1979-80	255	107
10	2.36	Rod Hampton	1990-91	156	66
11	2.35	Butch Moore	1984-85	247	105

BALANCING ACT: SMU had at least five score in double figures five times this season (5-0) and at least six twice (2-0). The Mustangs are 17-1 under Head Coach Andy Enfield when at least five players in double figures, 6-0 when at least six score 10+ and 2-0 when seven are at 10+. **In 2024-25, the Mustangs were one of two teams with six scoring at least 9.9 per game (Ole Miss)** with Kario Oquendo (11.2, 46th ACC) and Samet Yiğitoğlu (10.0, 51st ACC). Yiğitoğlu was second for SMU in rebounds (6.2, 17th ACC) and double-doubles (3, 21st ACC) while leading the Mustangs in blocked shots (1.0, 15th ACC).

5+ Mustangs in Double Figures in 2025-26 (5-0)

- Tarleton State 11/3 (5)
- Murray State 11/11 (5)
- Butler 11/15 (5)
- UAPB 11/18 (6)
- Arkansas State 11/21 (6)

Four straight game with 5+ double-figure scorers

- SMU had at least 5 in double figures in four straight games (11/11 vs Murray State, 11/15 vs Butler, 11/18 vs UAPB). It marked the first time for three straight since December 2017 and the first time for four straight since at least 2004.

Three with 20+

- SMU had three score 20+ against Tarleton State 11/3 (Jaron Pierre Jr. 21, B.J. Edwards 20, Boopie Miller 20); it was the first time with three 20-point scorers since 1/27/2001 at TCU (Damon Hancock 28, Quinton Ross 22, Jeryl Sasser 20)

2025-26 ACC Preseason Poll & Awards

1.	Duke (34)	866
2.	Louisville (15)	842
3.	North Carolina	741
4.	NC State	710
5.	Virginia	623
6.	SMU	616
7.	Clemson	510
8.	Miami	500
9.	Syracuse	489
10.	Notre Dame	477
11.	Wake Forest	412
12.	Virginia Tech	355
13.	Georgia Tech	315
14.	Pitt	301
15.	Florida State	221
16.	California	156
17.	Stanford	138
18.	Boston College	107

First-place votes in parentheses; 49 total voters

2025-26 Preseason All-ACC Team

First Team

Name, School, Votes

Cameron Boozer, Duke, 46
Darrion Williams, NC State, 45
Markus Burton, Notre Dame, 46
Mikel Brown Jr., Louisville, 36
Ryan Conwell, Louisville, 36

Second Team

Boopie Miller, SMU, 27

J.J. Starling, Syracuse, 27
Isaiah Evans, Duke, 24
Baye Ndongo, Georgia Tech, 24
Caleb Wilson, North Carolina, 24

ACC Preseason Player of the Year

Darrion Williams, NC State, 23 votes
Cameron Boozer, Duke, 19
J.J. Starling, Syracuse, 2
Markus Burton, Notre Dame, 2
Donald Hand Jr., Boston College, 1
Baye Ndongo, Georgia Tech, 1
Caleb Wilson, North Carolina, 1

ACC Preseason Rookie of the Year

Cameron Boozer, Duke, 43 votes
Mikel Brown Jr., Louisville, 3
Caleb Wilson, North Carolina, 2
Neoklis Avdalas, Virginia Tech, 1

2025-26 SEASON HONORS

Preseason All-ACC: Boopie Miller - Second Team
ACC Player of the Week: Nov. 24 - B.J. Edwards

2024-25 SEASON HONORS

All-ACC: Boopie Miller - Third Team
ACC All-Defensive Team: B.J. Edwards
ACC Most Improved Player: B.J. Edwards - received votes
ACC Sixth Man of the Year: Kario Oquendo - received votes
ACC Player of the Week: Dec. 16 - Matt Cross
Acisrue Holiday Invitational: MVP - Boopie Miller
ESPN.com - Top International Prospects: #4 Samet Yiğitoğlu



SMU won the 2024-25 Acrisure Holiday Invitational in Palm Springs, California. SMU def. Washington State 77-60 in the final. Boopie Miller was tournament MVP.



SMU fans set a Moody Coliseum attendance record of 7,518 at the 60-51 win vs No. 11 Cincinnati on Feb. 12, 2017.

SEASON ATTENDANCE

Total	Games	Season
124,986	18	2014-15
124,198	18	2016-17
119,878	18	2017-18
117,420	17	2015-16
107,412	19	2013-14
103,856	18	2018-19
102,665	19	2024-25
101,296	16	1984-85
90,454	14	1978-79

BEST IN PROGRAM HISTORY: The SMU high school signing class was ranked as high as No. 4 nationally, the best in program history. B.J. Davis-Ray, Jermaine O'Neal Jr., Jaden Toombs, Nigel Walls and Billy White III signed to join SMU for the 2025-26 season.
O'Neal Jr., Toombs and Walls were McDonald's All-American Game nominees.
- SMU Class Rankings | #10 ESPN | #11 On3 | #4 247 Sports
- B.J. Davis-Ray (JSerra Catholic HS) | 4-star | #133 On3
- Jermaine O'Neal, Jr. (Dynamic Prep [TX]) | 4-star | #88 ESPN | #111 On3 | #126 247 Sports
- Jaden Toombs (Dynamic Prep [TX]) | 4-star | #38 ESPN | #45 On3 | #47 247 Sports
- Nigel Walls (St. Francis Episcopal [TX]) | 4-star | #62 ESPN | #57 On3 | #58 247 Sports
- Billy White III (Veterans Memorial HS [TX]) | 2026 rankings | 4-star | #45 ESPN | #38 On3 | #31 247 Sports

BEST STARTS: SMU is 8-0, its best start since opening 8-0 for the 2019-20 season and tied for fourth-best in program history and tied for nine-longest win streak in program history.

Best Starts in SMU History

- 18-0 in 2015-16
- 10-0 in 1997-98
- 9-0 in 1984-85
- 8-0 in 2019-20
- **8-0 in 2025-26**

Longest SMU Winning Streaks (Began / Ended)

- 20 > 12-22-1955, at Wichita St. 85-67 / 3-22-1956, vs. [1] San Francisco 68-86
- 18 > 11-14-2015, Sam Houston St 85-50 / 1-24-2016 at Temple, 89-80
- 16 > 1-15-2017, at Tulane 80-64 / 3-17-2017, vs. [-/rv] USC, 66-65
- 10 > 11-22-1997, Texas Tech 89-82 / 1-3-1998, at UTEP 64-66
- 10 > 2-2-1966, at Arkansas 75-74 / 3-11-1966, vs. [4] Kansas 90-96
- 10 > 12-2-2016, CSU Bakersfield 49-43 / 1-12-2017, at [22/22] Cincinnati 66-64
- 9 > 11-23-1984, Texas Southern 91-72 / 12-25-1984, at Chaminade 70-71
- 9 > 12-6-1947, at E.Kentucky 66-45 / 1-10-1948, vs. Baylor 42-43

BUCKETS FOR BOOPIE: Boopie Miller is averaging 21.3 points (3rd ACC, 16th NCAA) and has five 20-point games this season. He is shooting 49.0% overall, 45.9% on threes and 91.9% on free throws (2nd ACC, 44th NCAA). He is also helping others with 7.3 assists per game (2nd ACC, 7th NCAA). He has three double-doubles this season (5th ACC, 28th NCAA) with points and assists, including 23 points and 12 assists in the 87-85 win over Butler on Nov. 15.

BUZZER-BEATERS X4: The Mustangs have won four games in the closing seconds under Head Coach Andy Enfield.

- 11/15/25 win 87-85 vs Butler at Moody Coliseum (Jaron Pierre Jr. reverse layup with 4.2 seconds left)
- 3/4/25 win 77-75 vs Syracuse at Moody Coliseum (Keon Ambrose-Hylton tip-in with 2.9 seconds left)
- 1/15/25 win 54-52 at Virginia (Boopie Miller right-wing 3-pointer with 0.4 seconds left)
- 11/26/24 win 79-77 vs Cal Baptist in Acrisure Holiday Invitational semifinal (Boopie Miller 10-foot running jumper with 2.1 seconds left)

CAPTAINS: The captains for the 2025-26 season are Boopie Miller and B.J. Edwards. Miller was also a captain for the 2024-25 season.

CENTER OF ATTENTION: Samet Yiğitoğlu is averaging 10.9 points (55th ACC), 8.4 rebounds (9th ACC) and 1.5 blocks (8th ACC) while shooting 57.9%. Last season, sophomore center Samet Yiğitoğlu averaged 10.0 points (51st ACC), 6.2 rebounds (17th ACC), 2.4 offensive rebounds (12th ACC) and 1.0 blocks (15th ACC) while shooting 53.5% from the field and recording three double-doubles (21st ACC).

SMU Best Season FG Pct by a Freshman

- | | | |
|---|-------------|-------------------------------------------|
| 1 | 61.3 | Ben Moore, 2013-14 (84-137) |
| 2 | 57.2 | Ira Terrell, 1972-73 (219-383) |
| 3 | 55.4 | Feron Hunt, 2018-19 (98-177) |
| 4 | 53.5 | Samet Yiğitoğlu, 2024-25 (123-230) |
| 5 | 51.7 | David Piehler, 1979-80 (163-315) |
| 6 | 51.4 | Jeff Swanson, 1974-75 (125-243) |

SMU Career Blocked Shots Avarage

- | | | |
|---|------------|---------------------------------------|
| 1 | 2.4 | Bamba Fall (245/103), 2005-09 |
| 2 | 2.3 | Reggie Franklin (55), 1977-79 |
| | 2.3 | Jon Koncak (123), 1981-85 |
| 4 | 2.1 | Ira Terrell (80), 1972-76 |
| 5 | 1.4 | Brad Branson (54), 1978-80 |
| 6 | 1.3 | Patrick Simpson (114), 2001-05 |
| 7 | 1.2 | Papa Dia (143/124), 2007-11 |
| 8 | 1.1 | Markus Kennedy (97/89), 2013-16 |
| — | 1.1 | Samet Yiğitoğlu (38/35), 2024- |
| 9 | 1.0 | Cannen Cunningham (131/134), 2011-15 |

Conference Titles (16)	NCAA Tournaments (12)
1916-17 (TIAA)	1954-55 - RSF (16)
1934-35 (SWC)	1955-56 - Final Four
1936-37 (SWC)	1956-57 - RSF (16)
1954-55 (SWC)	1964-65 - RSF (16)
1955-56 (SWC)	1965-66 - RSF (16)
1956-57 (SWC)	1666-67 - RF (8)
1957-58 (SWC)	1983-84 - 2nd Rnd (32)
1961-62 (SWC)	1984-85 - 2nd Rnd (32)
1964-65 (SWC)	1987-88 - 2nd Rnd (32)
1965-66 (SWC)	1992-93 - 1st Rnd (64)
1966-67 (SWC)	2014-15 - 2nd Rnd (64)
1971-72 (SWC)	2016-17 - 1st Rnd (64)
1987-88 (SWC)	
1992-93 (SWC)	
2014-15 (American)	NIT (7)
2016-17 (American)	1985-86 - 1st Rnd (32)
	1999-00 - 1st Rnd (32)
	2013-14 - Final
	2020-21 - 1st Rnd (16)
Tournament Champs (3)	2021-22 - 2nd Rnd (16)
1987-88 (SWC)	2023-24 - 1st Rnd (32)
2014-15 (American)	2024-25 - 2nd Rnd (16)
2016-17 (American)	
	CIT (1)
	2010-11 - Semifinal
	CCA Invitational (1)
	1973-74 - 1st Rnd (8)



Moody Coliseum hosted ESPN College GameDay on Feb. 14, 2015, prior to SMU's 73-55 win against defending national champion Connecticut.

SMU in The NBA Draft			
Year	Player	Round (Overall)	Team
1949	Bob Prewitt	--	New York
1951	John Brown	7th Round (68)	Rochester
1957	Jim Krebs	1st Round (3)	Minneapolis
1957	Bobby Mills	10th Round (98)	St. Louis
1958	Rick Herrscher	6th Round (47)	St. Louis
1961	Steve Strange	9th Round (83)	Chicago
1962	Jan Loudermilk	4th Round (35)	Los Angeles
1964	Gene Elmore	4th Round (34)	San Francisco
1966	Carroll Hooser	6th Round (52)	Detroit
1967	Charles Beasley	7th Round (74)	Cincinnati
1969	Bill Voight	14th Round (183)	Chicago
1969	Bill Voight	16th Round (196)	Milwaukee
1969	Lynn Phillips	17th Round (202)	Milwaukee
1971	Gene Phillips	7th Round (119)	Milwaukee
1974	Sammy Hervey	6th Round (97)	Atlanta
1976	Ira Terrell	3rd Round (45)	Phoenix
1980	Brad Branson	2nd Round (45)	Detroit
1985	Jon Koncak	1st Round (5)	Atlanta
1985	Carl Wright	5th Round (113)	Philadelphia
1986	Kevin Lewis	6th Round (125)	San Antonio
1987	Terry Williams	5th Round (105)	Golden State
2001	Jeryl Sasser	1st Round (22)	Orlando
2017	Semi Ojeleye	2nd Round (37)	Boston
2017	Sterling Brown	2nd Round (46)	Philadelphia
2018	Shake Milton	2nd Round (54)	Dallas

CENTURY MARK: SMU has scored at least 100 points eight times under Head Coach Andy Enfield, including three this season (plus 96 2x, a 97 and a 98). The five 100-point games in 2024-25 were the most since the 1992-93 season (6 times). The Mustangs' 117-74 win at Miami 1/18/25 set program records for points in a road game (was 112 at Arkansas 2/13/1971) and points in a league game (was 116 vs TCU 1/5/1977). The 117 points tied for sixth-highest in program history and was the most in an ACC game since Wake Forest scored 119 in 3OT at North Carolina in 2003 and the most in an ACC game in regulation since 1983 (130 by NC State at Wake Forest).

Most 100-Point Games In A Season

6 - 1992-93

5 - 2024-25

4 - 1972-73

4 - 1975-76

Most 100-Point Games By Coach:

12 - Doc Hayes 1947-67

11 - Sonny Allen 1975-80

10 - Bob Prewitt 1967-75

8 - Andy Enfield 2024-

Most Points In Program History

123 Texas Lutheran, 12-3-1979

121 Texas Wesleyan, 12-30-1978

121 vs. James Madison, 11-28-1987

119 Georgia State, 12-17-1979

118 Texas Southern, 12-1-1986

117 Texas Lutheran, 11-28-1977

117 at Miami, 1-18-2025

CHARITY WORK: The Mustangs are shooting 76.4% as a team at the free-throw line (1st ACC, 44th NCAA) and making 20.3 per game (2nd ACC, 28th NCAA). Boopie Miller is hitting 91.9% (2nd ACC) and Corey Washington is shooting 83.8% (8th ACC). Boopie Miller has two of the top-20 performances in program history, knocking down 11-11 vs Tarleton State 11/3 and 12-12 vs Radford 11/24.

SMU Single-Game Free Throw Pct. (Min. 10 MADE)

19-19 Gene Phillips, at Texas A&M, 2-2-1971

17-17 James Thompson, Northwestern, 12-17-1962

14-14 Bryan Hopkins, Boise St., 2-1-2003

12-12 Quinton Ross, at Rice, 1-23-2003

12-12 Boopie Miller, Radford, 11-24-2025

11-11 John Colborne, Texas A&M, 2-10-1990

11-11 Boopie Miller, Tarleton State, 11-3-2025

10-10 on 13 occasions

COACHES VS CANCER (Jan. 26-Feb. 1): Coaches vs. Cancer Suits And Sneakers Week is a nationwide event when basketball coaches across the country unite for a common cause – saving lives from cancer! To raise awareness and bring attention to the cause during this week, we are asking coaches to return to suiting up during their games – and of course, wear their most eye-catching sneakers. The Coaches vs. Cancer program is a nationwide collaboration between the American Cancer Society and the National Association of Basketball Coaches. This initiative leverages the personal experiences, community leadership, and professional excellence of coaches nationwide to increase cancer awareness and promote healthy living through year-round awareness efforts, fundraising activities, and advocacy programs. Since 1993, coaches have raised over \$179 million for the American Cancer Society.

DOUBLE-DOUBLES: Five Mustangs have recorded double-doubles in their careers: Corey Washington (16), Jaron Pierre Jr. (7), Boopie Miller (7), Samet Yiğitoğlu (4), B.J. Edwards (2). **TRIPLE-DOUBLE:** B.J. Edwards had a triple-double of 24 points, 13 assists and 10 assists in the 100-69 win vs Arkansas State 11/21. It was the sixth in SMU history and the 42nd in ACC history, but the first with steals. The 10 steals set an SMU record and tied for second in ACC history. **TRIPLE DOUBLE-DOUBLE:** Three Mustangs had a double-double in the 89-72 win over Radford 11/24. Boopie Miller (25 points, 10 assists), Jaron Pierre Jr. (15 points, 13 rebounds) and Corey Washington (21 points, 12 rebounds) became the first SMU trio to have double-doubles in the same game since 12/16/2015 vs Nicholls (Jordan Tolbert 18pts, 23rebs; Ben Moore 22pts,15rebs; Sterling Brown 10pts,11rebs)

2025-26 Double-Doubles

Name	Opponent	Stats	Season	Career
Samet Yiğitoğlu	Texas A&M-Corpus Christi 11/6/25	12 pts, 10 rebs	1st	4th
Corey Washington	Murray State 11/11/25	17 pts, 11 rebs	1st	14th
Boopie Miller	Butler 11/15/25	23 pts, 12 asts	1st	5th
Boopie Miller	UAPB 11/18/25	15 pts, 10 asts	2nd	6th
B.J. Edwards	Arkansas State 11/21/25	24 pts, 13 asts, 10 stls	1st	2nd
Boopie Miller	Radford 11/24/25	25 pts, 10 asts	3rd	7th
Jaron Pierre Jr.	Radford 11/24/25	15 pts, 13 rebs	1st	7th
Corey Washington	Radford 11/24/25	21 pts, 12 rebs	2nd	15th
Corey Washington	at Mississippi State 11/28/25	12 pts, 10 rebs	3rd	16th

2024-25 Double-Doubles (returnees)

Samet Yiğitoğlu	vs Washington State 11/27/24	12 pts, 11 rebs	1st	1st
Samet Yiğitoğlu	[4/4] Duke 1/4/25	10 pts, 13 rebs	2nd	2nd
Boopie Miller	at Miami 1/18/25	18 pts, 10 asts	1st	3rd
Boopie Miller	Stanford 2/1/25	10 pts, 10 asts	2nd	4th
Samet Yiğitoğlu	Pitt 2/11/25	17 pts, 10 rebs	3rd	3rd
B.J. Edwards	Northern Iowa 3/19	16 pts, 10 rebs	1st	1st

SMU All-Americans

1934-35	Whitey Baccus (Sr.)
1955-56	Jim Krebs (Jr.)
1956-57	Jim Krebs (Sr.) (1st team - Consensus)
1959-60	Max Williams (Sr.)
1969-70	Gene Phillips (Jr.)
1970-71	Gene Phillips (Sr.)
1975-76	Ira Terrell (Sr.)
1984-85	Jon Koncak (Sr.) (2nd team - Consensus)
2002-03	Quinton Ross (Sr.)
2014-15	Nic Moore (Jr.) (AP Honorable Mention)
2015-16	Nic Moore (Sr.) (AP Honorable Mention)
2016-17	Semi Ojeleye (Jr.) (AP Honorable Mention)

SMU Conference Players Of The Year

Rick Herscher: 1957-58
Denny Holman: 1966-67
Gene Phillips: 1968-69, 1969-70, 1970-71
Ira Terrell: 1975-76
Mike Wilson: 1992-93
Jeryl Sasser: 1998-99
Quinton Ross: 2002-03
Nic Moore: 2014-15, 2015-16
Semi Ojeleye: 2016-17
Kendric Davis: 2021-22

SMU Multi-Time All-Conference First-Team

Walter Allison (1926-27, 1927-28)
Bill Skeeters (1929-30, 1930-31)
J.D. Norton (1936-37, 1937-38)
Billy Dewell (1936-37, 1937-38, 1938-39)
Jack Brown (1949-50, 1950-51)
Jim Krebs (1954-55, 1955-56, 1956-57)
Bobby Mills (1955-56, 1956-57)
Larry Showalter (1955-56, 1956-57)
Rick Herscher (1956-57, 1957-58)
Max Williams (1958-59, 1959-60)
Jan Loudermilk (1960-61, 1961-62)
Carroll Hooser (1964-65, 1965-66)
Charles Beasley (1965-66, 1966-67)
Bill Voight (1967-68, 1968-69)
Gene Phillips (1968-69, 1969-70, 1970-71)
Ira Terrell (1972-73, 1973-74, 1974-75)
Jon Koncak (1983-84, 1984-85)
Jeryl Sasser (1998-99, 1999-00)
Nic Moore (2013-14, 2014-15, 2015-16)
Kendric Davis (2020-21, 2021-22)



FOUR-STAR CAMERON LOMAX SIGNS WITH SMU

DALLAS (SMU) – Four-star prospect Cameron Lomax has signed to play at SMU beginning with the 2026-27 season, Head Coach Andy Enfield announced today.

Lomax (6-1, G), from Frisco Heritage High School, is a two-time All-State, two-time All-Region, two-time District MVP and one-time District Offensive MVP. He has school career records for points (2,148), steals (254) and free throws (466). As a junior, he set school season records for points (859), scoring average (25.3), steals (102), free throws (239) and free throw percentage (88.2%). Lomax also set game records for points (41) and steals (8).

Cameron Lomax (G, 6-1, 165)

Heritage High School in Frisco, Texas

247 Sports | 4-star | #9 Texas | #23 Position | #138 National
ESPN | 4-star | #10 Texas | #23 Position
On3 | 4-star | #9 Texas | #25 Position | #145 National

GIVING THANKS: SMU Football and Men's Basketball partnered with the Dallas Police Department, Councilman Maxie Johnson (District 4) and For Oak Cliff for its annual turkey giveaway at South Oak Cliff High School on the Wednesday before Thanksgiving. SMU redshirt-freshman Chance Puryear is from nearby Carter High School.

GRAND ACHIEVEMENT: Jaron Pierre Jr. lead the Mustangs with 1,736 career points, followed by Boopie Miller with 1,552 career points. Corey Washington is next with 1,185.

HALF A HUNDRED: SMU has scored at least 50 points in a half four times this season. The Mustangs scored at least 50 in a half 13 times in 2024-25, going 10-0 in those games (high was 60 in the 1st half at Miami 1/18).
 - 11/11 vs Murray State (53 in 2nd - W, 102-91)
 - 11/18 vs UAPB (61 in 2nd - W, 106-60)
 - 11/21 vs Arkansas State (50 in 1st, 50 in 2nd - W, 100-69)

INAUGURAL ACC SEASON IN 2024-25 (13-7): SMU finished tied for fourth in its inaugural ACC season at 13-7. The Mustangs went 6-4 at Moody Coliseum and 7-3 on the road.

MEN OF STEALS: SMU is averaging 9.6 steals this season (3rd ACC, 35th NCAA). B.J. Edwards is averaging 2.6 (3rd ACC, 20th NCAA) and Boopie Miller is also averaging 2.6 (3rd ACC, 20th NCAA). Last season, SMU led the ACC at 8.1 (55th NCAA). B.J. Edwards led SMU at 2.4 steals (2nd ACC, 11th NCAA) and set a program record with 83 total steals. Boopie Miller averaged 1.6 per contest (9th ACC).
 - 12 vs Butler 11/15 (W, 87-85)
 - 10 vs UAPB 11/18 (W, 106-60)
 - 26 vs Arkansas State 11/21 (W, 100-69) - SMU Record, Tied ACC Record

SMU Career Steals

1	225	Bryan Hopkins, 2002-06
2	209	Gerald Lewis, 1989-93
3	205	Carl Wright, 1982-85
4	197	Jeryl Sasser, 1997-01
5	179	Stephen Woods, 1996-00
6	160	Willie Davis, 1997-01
7	158	Zhuric Phelps, 2021-24
8	153	Quinton Ross, 1999-03
9	144	Jon Killen, 2004-08
10	139	Sterling Brown, 2013-17
11	136	Jemeil Rich, 1994-97
	136	Nic Moore, 2013-16
	136	B.J. Edwards, 2023-25

SMU Career Steals Avg.

1	2.1	Bryan Hopkins (225/105), 2002-06
	2.1	Carl Wright (205/96), 1982-85
3	1.9	Gerald Lewis (209/112), 1989-93
—	1.8	B.J. Edwards, 2023-
—	1.8	Boopie Miller, 2024-
4	1.7	Carlton McKinney (111/64), 1986-88
	1.7	Jeryl Sasser (197/117), 1997-01
	1.7	Jemeil Rich (136/81), 1994-97
	1.7	Zhuric Phelps (158/95), 2021-24
8	1.6	Stephen Woods (179/112), 1996-00
	1.6	Jimmy Whitt Jr. (103/63), 2017-19
10	1.5	Willie Davis (160/109), 1997-01
	1.5	Paul McCoy (73/50), 2008-10

SMU Season Steals Average (Since 1976-77)

1	2.9	Gerald Lewis (Sr.), 1992-93 (79/27)
2	2.4	Bryan Hopkins (Sr.), 2005-06 (52/22)
	2.4	Bryan Hopkins (Jr.), 2004-05 (59/25)
	2.4	B.J. Edwards (Jr.), 2024-25 (83/35)
5	2.3	Carl Wright (So.), 1983-84 (77/33)
	2.3	Carl Wright (Jr.), 1984-85 (76/33)
	2.3	Gerald Lewis (Jr.), 1991-92 (63/28)
	2.3	Zhuric Phelps (So.), 2022-23 (68/30)

SMU Season Steals

1	83	B.J. Edwards (Jr.), 2024-25
2	79	Gerald Lewis (Sr.), 1992-93
3	77	Carl Wright (So.), 1983-84
4	76	Carl Wright (Jr.), 1984-85

SMU Single-Game Steals

1	10	B.J. Edwards, Arkansas State, 11-21-2025
2	9	Bryan Hopkins, San Jose State, 2-10-2005
3	8	Willie Davis, [15] Tulsa, 3-4-2000
4	7	Boopie Miller, Arkansas State, 11-21-2025 (plus 8 other times)



SMU - Most Wins In A Season (* Conference Champions)

Wins	Season	Record	Coach	Postseason
30	2016-17*	30-5	Jankovich	NCAA 1st Rnd
28	1987-88*	28-7	Bliss	NCAA 2nd Rd
27+	2013-14	27-10	Brown	NIT Final
27	2014-15*	27-7	Brown	NCAA 2nd Rnd
26	1955-56*	26-4	Hayes	NCAA Final 4
25	1983-84	25-8	Bliss	NCAA 2nd Rd
25	2015-16	25-5	Jankovich/Brown	
24	2021-22	24-9	Jankovich	NIT 2nd Rnd
24	2024-25	24-11	Enfield	NIT 2nd Rnd
23	1984-85	23-10	Bliss	NCAA 2nd Rd
22	1956-57*	22-4	Hayes	NCAA Reg SF
21	1999-00	21-9	Dement	NIT 1st Rnd

SMU - Most Conference Wins In A Season (* Champions)

Wins	Season	League	Overall	Coach
17	2016-17 *	17-1	30-5	Tim Jankovich
15	2014-15 *	15-3	27-7	Larry Brown
13	2015-16	13-5	25-5	Larry Brown
13	2021-22	13-4	24-9	Tim Jankovich
13	2024-25	13-7	24-11	Andy Enfield

SMU - Most Conference Wins In Two Seasons (* Champs)

Wins	Season (Conference Record)	Coach
30	2015-16 (13-5), 2016-17 (*17-1)	Brown/Jankovich
28	2014-15 (*15-3), 2015-16 (13-5)	Larry Brown
27	2013-14 (+12-6), 2014-15 (*15-3)	Larry Brown
24	2023-24 (11-7), 2024-25 (13-7)	Lanier/Enfield
23	1955-56 (*12-0), 1956-57 (*11-1)	Doc Hayes
23	1965-66 (*11-3), 1966-67 (*12-2)	Doc Hayes
23	2016-17 (*17-1), 2017-18 (6-12)	Tim Jankovich
22	1983-84 (12-4), 1984-85 (10-6)	Dave Bliss

SMU - Most Home Wins In A Season

Wins	Season	Home	Record	Coach
18+	2013-14+	18-1+	27-10	Larry Brown
18	2016-17	18-0	30-5	Tim Jankovich
17	2021-22	17-1	24-9	Tim Jankovich
16	2014-15	16-2	27-7	Larry Brown
16	2015-16	16-1	25-5	Brown/Jankovich
15	1984-85	15-1	23-10	Dave Bliss
15	2010-11	15-7	20-15	Matt Doherty
14	2023-24	14-3	20-13	Rob Lanier
13	2024-25	13-6	24-11	Andy Enfield
13	7 other times			

SMU - Most Road Wins In A Season

Wins	Season	Road	Overall	Coach
10	1955-56	10-2	26-4	Doc Hayes
9	2014-15	9-4	27-7	Larry Brown
8	1961-62	8-5	18-17	Doc Hayes
8	1983-84	8-4	25-8	Dave Bliss
8	2016-17	8-3	30-5	Tim Jankovich
7	1966-67	7-3	20-6	Doc Hayes
7	1987-88	7-4	28-7	Dave Bliss
7	1992-93	7-4	20-8	John Shumate
7	1999-00	7-6	21-9	Mike Dement
7	2015-16	7-4	25-5	Brown/Jankovich
7	2024-25	7-4	24-11	Andy Enfield

SMU - Most Conference Road Wins In A Season

Wins	Season	League	Overall	Coach
8-1	2016-17	17-1	30-5	Tim Jankovich
7-2	2014-15	15-3	27-7	Larry Brown
7-3	2024-25	13-7	24-11	Andy Enfield
6-0	1955-56	12-0	26-4	Doc Hayes
6-1	1966-67	12-2	20-6	Doc Hayes
6-2	1983-84	12-4	25-8	Dave Bliss

SMU - Consecutive Road Wins

Wins	Began / Ended
8	12-22-1955 at Wichita St / 12-21-1956 at [7] Kentucky
7	1-11-2015 at UCF / 3-1-2015 at Connecticut
6	1-17-1967 at Arkansas / 12-9-1967 at Wisconsin
6	3-15-2015 at Connecticut / 1-24-2016 at Temple
6	1-15-2017 at Tulane / 12-5-2017 at [20/20] TCU
6	1-15-2024 at Virginia / 3-1-2025 at Stanford

SMU - Best Starts with 0 losses

Start	Season	Record	Coach
18-0	2015-16	25-5	Jankovich/Brown
10-0	1997-98	18-10	Mike Dement
9-0	1984-85	23-10	Dave Bliss
8-0	2019-20	19-11	Tim Jankovich
8-0	2025-26		Andy Enfield

+ Wins from 2013-14 later vacated

ACC Single-Game Steals

- 1 11 Kenny Dennard, Duke vs. Maryland ACC 2-3-79
- 2 10 Chris Singleton, Florida State vs. UNCG 11-14-10
- 10 Mo Rivers, NC State vs. Clemson ACC 1-12-74
- 10 B.J. Edwards, Arkansas State, 11-21-2025

ACC Single-Game Steals

- 1 26 NC State vs. Clemson, Jan. 12, 1974
- 26 SMU vs Arkansas State, Nov. 21, 2025

NET WORTH: SMU is No. 39 in the Dec. 1 NCAA NET rankings. SMU has 17 opponents in quads 1 (10) and 2 (7). SMU defeated No. 21 Butler 87-85 on Nov. 15.

NCAA NET Quad 1 (10)

- at 2 Duke 1/10/26
- at 4 Vanderbilt 12/3
- 9 Louisville 1/31/26
- at 9 Louisville 2/17/26
- vs 19 LSU 12/13/25
- 21 Butler 11/15/25 (W 87-85)
- 26 North Carolina 1/3/26
- at 34 Clemson 1/7/26
- at 52 California 2/25/26
- at 56 Wake Forest 1/20/26

NCAA NET Quad 2 (7)

- 31 Virginia 1/17/26
- 38 Miami (FL) 3/4/26
- 40 NC State 2/3/26
- vs 79 Texas A&M 12/7/25
- at 82 Florida State 3/7/26
- at 90 Syracuse 2/14/26
- at 107 Stanford 2/28/26

PAINT BY BIG NUMBERS: SMU is averaging 40.2 points in the paint this season. The Mustangs outscored Butler 62-30 in the paint in the 87-85 win on Nov. 15.

Most points for SMU in the paint under Andy Enfield

- 62 vs Butler 11/15/25
- 58 at Miami 1/18/25
- 52 at Boston College 12/21/24
- 50 vs Arkansas State 11/21/25

POWER MOVE: SMU finished 24-11 (.686) after going 13-7 (.650) in the ACC. That was the second-highest winning percentage, tied for the second-most wins and tied for the second-best league win percentage among teams that changed leagues in the Power 4.

Team	League Change	Overall (Pct.)	Conference (Pct.)	Postseason
Oregon	Big Ten from Pac 12	25-10 (.714)	12-8 (.600)	NCAA
SMU	ACC from AAC	24-10 (.686)	13-7 (.650)	NIT
UCLA	Big Ten from Pac 12	23-11 (.676)	13-7 (.650)	NCAA
Arizona	Big 12 from Pac 12	24-13 (.649)	14-6 (.700)	NCAA
Stanford	ACC from Pac 12	21-13 (.600)	11-9 (.550)	NIT
Oklahoma	SEC from Big 12	20-14 (.588)	6-12 (.333)	NCAA
Texas	SEC from Big 12	19-16 (.543)	6-12 (.333)	NCAA
USC	Big Ten from Pac 12	17-18 (.486)	7-13 (.350)	The Crown
Utah	Big 12 from Pac 12	16-17 (.485)	8-12 (.400)	The Crown
Cal	ACC from Pac 12	14-19 (.424)	6-16 (.300)	N/A
Washington	Big Ten from Pac 12	13-18 (.419)	4-16 (.200)	N/A
Colorado	Big 12 from Pac 12	14-21 (.400)	3-17 (.150)	The Crown
Arizona State	Big 12 from Pac 12	13-20 (.394)	4-16 (.200)	The Crown

RETURNING STARTERS: The Mustangs returned senior guards Boopie Miller and B.J. Edwards and sophomore center Samet Yiğitoğlu. Miller was All-ACC Third Team last season after averaging 13.2 points (26th ACC), 5.5 assists (4th ACC, 33rd NCAA), 2.9 rebounds and 1.6 steals (9th ACC) with a 2.50 assist-to-turnover ratio (2nd ACC, 41st NCAA). Edwards was ACC All-Defensive Team while averaging 9.9 points (52nd ACC), 4.7 rebounds, 3.7 assists (10th ACC) and 2.4 steals (2nd ACC, 11th NCAA) with a 2.02 assist-to-turnover ratio (10th ACC). Edwards had an SMU-record 83 steals. Yiğitoğlu returns after averaging 10.0 points (51st ACC), 6.2 rebounds (17th ACC) and 1.0 blocks (15th ACC) while shooting 53.5% from the field.

ROAD WARRIORS: The Mustangs are 12-5 away from Moody Coliseum under Head Coach Andy Enfield, including an 8-4 road record. In 2024-25, the Mustangs were 7-3 on the road in the ACC and 11-5 away from Moody Coliseum.

SMU - Most Conference Road Wins In A Season

- 8 in 2016-17 (8-1)
- 7 in 2014-15 (7-2)
- 7 in 2024-25 (7-3)

6 in 1955-56 (6-0), 6 in 1966-67 (6-1), 6 in 1983-84 (6-2)

2024-25 High Major Teams With 7+ Regular-Season Road Wins: Duke, Louisville, Clemson, SMU, Houston, Texas Tech, St. John's, Marquette, UCONN, Michigan State, Michigan, Oregon, Auburn, Alabama, Florida

2024-25 High Major Teams With 10+ Regular-Season Wins Away From Home: Duke, Louisville, Clemson, SMU, Houston, Michigan State, Oregon, Auburn, Florida, Alabama, Mississippi State

SMU SEASON RECORDS (Under Head Coach Andy Enfield)

3-point FG percentage		
1.	.429 (88-205)	1986-87
2.	.420 (194-462)	2015-16
3.	.413 (97-235)	1988-89
4.	.410 (152-371)	1987-88
5.	.406 (286-705)	2016-17
6.	.394 (277-703)	2010-11
7.	.379 (174-459)	2013-14
	.379 (281-741)	2017-18
9.	.378 (275-727)	2024-25

Free throw percentage		
—	.764	2025-26
1.	.769 (552-718)	1961-62
2.	.768 (552-719)	1970-71
3.	.762 (412-541)	2019-20
4.	.761 (715-939)	1955-56
5.	.759 (542-714)	1965-66
6.	.750 (502-669)	2021-22
7.	.746 (440-590)	1979-80
8.	.745 (493-662)	2012-13
9.	.742 (409-551)	2010-11
10.	.740 (506-684)	1962-63

Total Points		
1.	2879 (35 games)	1987-88
2.	2797 (35 games)	2024-25
3.	2627 (37 games)	2013-14

Scoring Average		
—	92.0	2025-26
1.	87.0 (26 games)	1970-71
2.	85.4 (28 games)	1975-76
3.	84.0 (26 games)	1965-66
4.	83.3 (27 games)	1971-72
5.	82.3 (35 games)	1987-88
6.	82.0 (27 games)	1964-65
—	79.9	2024-25

3-point field goals made		
1.	286 (35 games)	2016-17
2.	281 (33 games)	2017-18
3.	280 (33 games)	2021-22
4.	277 (35 games)	2010-11
5.	275 (35 games)	2024-25
6.	263 (32 games)	2018-19
7.	251 (33 games)	2023-24

Steals		
1.	297	1987-88
2.	282	2013-14
	282	2024-25
4.	278	1999-00
5.	277	2023-24
6.	248	1998-99

Steals average		
—	9.6	2025-26
1.	9.3 (30 games)	1999-00
2.	8.6 (28 games)	2004-05
3.	8.5 (35 games)	1987-88
4.	8.4 (33 games)	2023-24
5.	8.3 (28 games)	1992-93
	8.3 (30 games)	1998-99
7.	8.1 (35 games)	2024-25
8.	7.8 (30 games)	2002-03
9.	7.7 (29 games)	2005-06
10.	7.6 (37 games)	2013-14
11.	7.5 (30 games)	2003-04

Best Assist-to-Turnover Ratio		
1.	1.74	1986-87
2.	1.71	1987-88
—	1.62	2025-26
3.	1.50	2016-17
4.	1.42	2015-16
5.	1.39	2023-24
6.	1.37	1985-86
7.	1.33	2024-25

Fewest Turnovers Per Game		
1.	10.8	2016-17
2.	11.0	2018-19
3.	11.3	2023-24
4.	11.6	1996-97
	11.6	2017-18
—	11.8	2025-26
6.	11.9	2024-25
7.	12.0	1998-99
8.	12.3	1985-86
	12.3	2021-22
10.	12.4	2015-16

RUN, RUN: SMU has eight runs of at least 10-0 this season. Last season, The Mustangs had 30 runs of at least 10-0, going 18-3 in games when they have at least one (largest run 22-0 vs Tarleton State 11/4/24, had 3 runs of at least 10-0 vs Alabama State 12/3 and at Miami 1/18).

- 11/6 vs Texas A&M-Corpus Christi - 11-0 1st half (W, 69-58)
- 11/11 vs Murray State - 11-0 1st half (W, 102-91)
- 11/18 vs UAPB (3) - 10-0 1st half, 10-0 2nd half, 16-0 2nd half (W, 106-60)
- 11/21 vs Arkansas State - 10-0 2nd half (W, 100-69)
- 11/24 vs Radford - 10-0 2nd half, 12-0 2nd half (W, 89-72)

TRIPLE THREAT: SMU is shooting 36.1% from long range (6th ACC). In 2024-25, the Mustangs hit 37.8% from three (2nd AAC, 21st NCAA). SMU made at least 10 three-pointers in 12 games and shot 50% or better from beyond the arc nine times.

- 12 vs UAPB 11/18
- 10 vs Radford 11/24

YOUTH MOVEMENT: Five Mustangs are true freshmen (B.J. Davis-Ray, Jermaine O'Neal Jr., Jaden Toombs, Nigel Walls, Billy White III) with three more redshirt freshmen (Mitchell Holmes, Niccolo Kalischer-Stork, Chance Puryear). Only Jaron Pierre Jr. entered the season with more than 100 collegiate games played.

STREAKS:

10+ points: Boopie Miller 16 (13, 10, 10, 13, 11, 16, 10, 10, 20, 14, 28, 23, 15, 17, 25, 28), Jaron Pierre Jr. 8 (21, 12, 19, 18, 23, 15, 15, 24), Corey Washington 4 (15, 13, 21, 12)

Longest This Season: Boopie Miller 8+ (current)

8+ rebounds: Corey Washington 2 (12, 10), Samet Yiğitoğlu 2 (10, 13), Boopie Miller (9)

Long: Samet Yiğitoğlu 3 (11/3-11/11)

Dbl-Dbl: Corey Washington (21p/12r; 12p/10r)

Long: Boopie Miller 2 (11/15 - 11/18), Corey Washington 2+ (11/24 -)

5+ assists:

Long: Boopie Miller 7 (11/3 - 11/24)

2+ steals: Boopie Miller (2)

Long: Boopie Miller 4 (11/11 - 11/21)

2+ blocks: Samet Yiğitoğlu 3 (2, 2, 2), Jaron Pierre Jr. (2)

Long: Samet Yiğitoğlu 3+ (11/21 -)

MEET THE MUSTANGS:

B.J. Edwards (6-3, 200, G, Sr.) | 2024-25: Started all 35 games... 9.9 points (52nd ACC), 4.7 rebounds, 3.7 assists (10th ACC), 2.4 steals (2nd ACC, 11th NCAA), 2.02 assist-to-turnover ratio (10th ACC), double-double...ACC All-Defensive Team...received votes for ACC Most Improved Player.

Chance Puryear (6-7, 210, F, Fr-Rs.) | 2024-25: Redshirted... 2023-24: He was named TABC 4A All-State at Carter High School in Dallas... District 13-4A Player of the Year and a 2024 McDonald's All-American Game Southwest Nominee.

Boopie Miller (6-0, 175, G, Sr.) | Preseason All-ACC Second Team... 2024-25: All-ACC Third Team... Acrisure Holiday Invitational MVP... Played/started 28 of 35 games... 13.2 points (26th ACC), 5.5 assists (4th ACC, 33rd NCAA), 2.9 rebounds, 1.6 steals (9th ACC), 2.50 assist-to-turnover ratio (2nd ACC, 41st NCAA), 81.6% FTs (13th ACC), 2 double-doubles ... GAME-WINNERS: Game-winning right-wing 3-pointer with 0.4 seconds left at Virginia for 54-52 win 1/15... 10-foot running jumper with 2.1 seconds left for 79-77 win vs Cal Baptist 11/26...

Corey Washington (6-6, 190, F, Sr.) | 2024-25 (Wichita State): Played all 34 games (33 starts)... Second on the team in scoring (13.7 ppg), rebounding (7.5 rpg), double-doubles (9) and steals (34)... Five games with 20+ points... Second Team All-AAC... One of five Oscar Robertson National Players of the Week on Feb. 18... American Player of the Week on Feb. 17... American Weekly Honor Roll 3 times (Nov. 25, Dec. 9, Feb. 10).

Sam Walters (6-9, 230, F, Jr.) | 2024-25 (Michigan): Played in 23 games (Missed final 14 games due to injury)... Averaged 5.0 points and 1.6 rebounds while hitting 36.6% on threes... Posted five double-figure scoring games... Totaled 13 assists, four blocks, and two steals.

Jaron Pierre Jr. (6-5, 210, G, Sr.) | 2024-25 (Jacksonville State): C-USA Player of the Year... Started all 36 games... averaged 21.6 points (1st C-USA, 4th NCAA), 5.5 rebounds, 3.8 assists (6th C-USA), 0.7 steals, 1.32 assist-to-turnover ratio (10th C-USA)... 38.2% 3FGs (3rd C-USA, 66th NCAA), 2.9 made 3FGs (3rd C-USA, 46th NCAA), 81.0% FTs (6th C-USA)... 2-time C-USA Player of the Week, Lute Olson Player of the Week (Feb. 10), Oscar Robertson Player of the Week (Nov. 18), Lou Henson Player of the Week (Nov. 18).

Jermaine O'Neal Jr. (6-5, 185, F, Fr.) | 2024-25 (Dynamic Prep): Ranked No. 88 by ESPN, No. 111 by On3 and No. 126 by 247 Sports... As a senior, he averaged 14.5 points, 3.8 rebounds, 1.6 assists, 1.2 blocks and 0.9 steals as Dynamic Prep advanced to the Chipotle Nationals title game and was No. 1 in the final National Top 10 high school rankings.

Scoring margin		
—	18.0	2025-26
1.	14.3 (74.3-60.0)	2016-17
2.	13.9 (77.3-63.4)	2015-16
3.	13.4 (77.6-64.2)	1956-57
4.	11.0 (78.8-67.7)	1955-56
5.	10.4 (82.3-71.8)	1987-88
6.	9.4 (69.1-59.8)	2014-15
7.	8.8 (71.0-62.2)	2013-14
8.	8.6 (79.9-71.3)	2024-25
9.	8.4 (77.1-68.7)	1953-54
Rebound margin		
1.	10.2 (39.4-29.3)	2015-16
2.	8.7 (38.1-29.5)	2016-17
3.	8.4 (37.2-28.8)	1988-89
4.	6.7 (36.6-29.9)	2014-15
5.	5.7 (48.5-42.8)	1959-60
6.	5.5 (38.4-32.9)	2024-25
7.	5.1 (39.8 34.7)	2023-24
8.	5.0 (46.5-41.5)	1958-59
—	4.6	2025-26

ELITE 75 FUTURE HEAD COACH

POWER LUNCH



Chris Capko
SMU

ELITE 75 FUTURE HEAD COACH

POWER LUNCH



Jay Morris
SMU

Associate Head Coach Chris Capko and Assistant Coach Jay Morris were selected to the Elite 75 Future Head Coach Power Lunch on April 3, 2025 hosted by Silver Waves Media.

Billy White III (6-8, 195, F, Fr.) | 2024-25 (Veterans Memorial HS): As a junior in 2024-25, he was selected to the All-State Tournament Team and named All-South Texas MVP after averaging 18.8 points, 9.4 rebounds, 2.7 assists, 1.8 blocks and 1.0 steals as he led Veterans Memorial to a 39-1 record including a run to the UIL 5A Division I semifinals.

B.J. Davis-Ray (6-6, 195, G, Fr.) | 2024-25 (JSerra Catholic HS): Averaged 17.6 points, 6.2 rebounds and 2.7 assists as he helped the Lions to a 24-11 record his senior season, reaching the California Interscholastic Foundation Division 1 South Regional Quarterfinals... Named CIF-SS Open Division First Team and All-County First Team.

Jaden Toombs (6-10, 230, C, Fr.) | 2024-25 (Dynamic Prep): Ranked No. 38 by ESPN, No. 45 by On3 and No. 47 by 247 Sports... As a senior, he averaged 15.0 points, 9.7 rebounds, 2.2 assists and 1.4 blocks as Dynamic Prep advanced to the Chipotle Nationals title game and was No. 1 ranking in the final National Top 10 high school rankings... Was on the 2024-25 Jersey Mike's Naismith Trophy Boy's High School Player of the Year watch list.

Mitchell Holmes (6-10, 230, F, Fr-Rs.) | 2024-25: Redshirted... 2023-24 (Link Year Prep): The three-star signee was ranked in the top 10 overall in Missouri and top 70 at his position nationally... Before attending Link Academy, the McDonald's All-American nominee scored more than 1,500 points at The Oakridge School in Arlington.

Nigel Walls (6-10, 200, F, Fr.) | 2024-25 (St. Francis Episcopal): Four-star prospect... Ranked No. 62 by ESPN, No. 57 by On3 and No. 58 by 247 Sports... As a senior, averaged 13.3 points, 7.1 rebounds, 2.4 blocks, 2.2 assists and 1.4 steals as St. Francis Episcopal went 29-8 and won the TAPPS 4A State Championship.

Samet Yiğitoğlu (7-2, 270, C, So.) | 2024-25: Played/started 32 of 35 games... 10.0 points (51st ACC), 6.2 rebounds (17th ACC), 1.0 blocks (15th ACC), 53.5% FG, 3 double-doubles (21st ACC)... 2023-24: Averaged 13.3 points, 10.3 rebounds, 1.0 blocks and shot 82.6% on FGs in four games with Sigortam Istanbul in Turkey in 2023-24... Sigortam finished tied for first at 28-6 in the Turkish second division... Played for Turkey in the 2023 FIBA U20 European Championship in Greece, averaging 12.7 points and 8.6 rebounds while hitting 66.0% on FGs (33-50).

Trey Utter (6-0, 175, G, Sr.) | 2024-25: Played 5 games, including 2 ACC games and the ACC Tournament win vs Syracuse 3/12... 2023-24: Played in 7 games.

Niccolo Kalischer-Stork (6-2, 205, G, Fr-Rs.) | 2024-25: Redshirted... 2023-24 (Harvard-Westlake School): Played as a guard for the Wolverines as the team went 91-9 from 2021-24... As a senior in 2023-24, averaged 3.2 points per game.

HEAD COACH ANDY ENFIELD... is in his second season at SMU after being named SMU's Head Men's Basketball on April 1, 2024. In his first season on the Hilltop, he led the Mustangs to a 24-11 overall record and earned a No. 1 seed in the NIT. The Mustangs went 13-7 in the program's inaugural season in the ACC to tie for fourth. SMU signed the nation's fourth-ranked high school recruiting class, which is the best in program history.

Enfield burst onto the coaching scene in 2013 when, in his second year as a head coach, he guided Florida Gulf Coast to the Sweet 16 of the NCAA Tournament. Following that success, he was hired by the Southern California (USC), where he led the Trojans to five NCAA Tournaments, including a run to the Elite Eight in 2021. He came to SMU after 11 seasons at USC, where he compiled a 220-147 record. The Trojans set a school single-season win record and posted the most wins in program history over two-year, three-year, four-year, five-year, six-year, seven-year and eight-year periods. Enfield's 220 wins ranks third on USC's all-time wins list.

Over his final seven seasons at USC, the Trojans had eight players selected in the NBA Draft, tied for the fifth-most by any program in the country, with Evan Mobley going No. 3 overall in the 2021 NBA Draft and Onyeka Okongwu being selected No. 6 in the 2020 Draft. USC was one of three teams to have had at least one player selected in six of the last seven NBA Drafts. In total, 11 players during Enfield's time at USC have made the NBA.

SMU BASKETBALL - HONORS (Awards/Honors since 2013-14 - AAC 2013-24, ACC 2024-present)

- NBA Draft Picks (Semi Ojeleye & Sterling Brown in '17, Shake Milton in '18)
- AAC Players of the Year (Nic Moore '15, '16; Semi Ojeleye '17; Kendrick Davis '22)
- AP All-America Honorable Mention (Nic Moore '15, '16; Semi Ojeleye '17)
- Academic All-American (Semi Ojeleye '17)
- Wooden Award Watch List (Nic Moore '15, '16, Shake Milton '18, Kendrick Davis '22)
- Naismith Trophy Watch List (Nic Moore '15, '16; Shake Milton '18, Kendrick Davis '22)
- Karl Malone Award Watch List (Markus Kennedy '16)
- Bob Cousy Award Watch List (Nic Moore '16; Shake Milton '18, Kendrick Davis '22)
- Lute Olson Award Watch List (Nic Moore '15; Shake Milton '18; Kendrick Davis '21, '22)
- Jerry West Award Watch List (Shake Milton '17)
- Oscar Robertson Trophy Watch List (Nic Moore '16)
- NABC All-District (Nic Moore '14, '15, '16; Markus Kennedy '14, '15; Yanick Moreira '15; Ben Moore '16; Semi Ojeleye '17; Shake Milton '17, '18, Kendrick Davis '20, '21, '22; Marcus Weathers '22, Zhuric Phelps '24)
- USBWA All-District (Nic Moore '14, '16; Semi Ojeleye '17; Shake Milton '18, Kendrick Davis '21, '22)
- NABC College All-Star (Sterling Brown '17; Ben Moore '17)
- All-Conference 1st Team (Nic Moore '14, '15, '16; Semi Ojeleye '17; Kendrick Davis '21, '22)



On Dec. 5, 2018, SMU named the Moody Coliseum court after David B. Miller, alumnus and current chair of the Board of Trustees. He was a three-year starter on the basketball team and a member of the 1971-72 Southwest Conference Co-Championship team. Throughout his lifetime, Mr. Miller and his wife, Carolyn Lacy Miller, have committed over \$100 million to SMU, including more than \$50 million to the Cox School of Business, \$20 million toward the expansion and renovation of Moody Coliseum and \$10 million to the ACC Competitiveness Campaign as a member of the First Week Society.



- All-Conference 2nd Team (Markus Kennedy '14, '15; Yanick Moreira '15; Sterling Brown '17; Ben Moore '17; Shake Milton '17, '18; Jahmal McMurray '19; Marcus Weathers '22; Zhuric Phelps '24)
- All-Conference 3rd Team (Kendric Davis '20; Tyson Jolly '20; Isiaha Mike '20; Feron Hunt '21; Boopie Miller '25)
- AAC Sixth Man of the Year (Markus Kennedy '15, '16; Ben Emelogu II '17)
- All-Defensive Team (B.J. Edwards '25)
- NABC Good Works Team Nominee (Semi Ojeleye '16; Jonathan Wilfong '17)
- Senior CLASS Award Nominee (Nic Moore '16; Ben Emelogu II '18)

SMU2NBA / Pros Since 2014:

- Semi Ojeleye selected 37th in 2017 (picked by Boston)
- Sterling Brown selected 46th in 2017 (picked by Philadelphia, then traded to Milwaukee)
- Shake Milton selected 54th in 2018 (picked by Dallas, then traded to Philadelphia)
- Ben Moore spent 2017-19 with Indiana and San Antonio, played 2021-22 with Memphis Hustle
- Feron Hunt signed a two-way with the New York Knicks (3/18/22), then finished 2022-23 with Birmingham (G League affiliate for New Orleans)
- Jahmal McMurray was picked 21st in the 2019 G League draft by the Northern Arizona Suns (Phoenix)
- Michael Weathers was picked 8th in the 2022 G League draft by the Oklahoma City Blue (OKC)
- Played professionally: Matt Cross, Ben Emelogu II, Jarrey Foster, Feron Hunt, Markus Kennedy, Jahmal McMurray, Isiaha Mike, Ben Moore, Nic Moore, Yanick Moreira, Zach Nutall, Efe Odigie, Kario Oquendo, Nick Russell, Jordan Tolbert, Marcus Weathers, Michael Weathers, Samuel Williamson

Mustangs Selected All-Conference (Since 2013-14)

Sterling Brown (2016-17 AAC Second Team)
 Kendric Davis (2019-20 AAC Third Team, 2020-21 AAC First Team, 2021-22 AAC First Team)
 Feron Hunt (2020-21 AAC Third Team)
 Tyson Jolly (2019-20 AAC Third Team)
 Markus Kennedy (2013-14 AAC Second Team, 2014-15 AAC Second Team)
 Jahmal McMurray (2018-19 AAC Second Team)
 Isiaha Mike (2019-20 AAC Third Team)
 Boopie Miller (2024-25 ACC Third Team)
 Shake Milton (2016-17 AAC Second Team, 2017-18 AAC Second Team)
 Ben Moore (2016-17 AAC Second Team)
 Nic Moore (2013-14 AAC First Team, 2014-15 AAC First Team, 2015-16 AAC First Team)
 Yanick Moreira (2014-15 AAC Second Team)
 Semi Ojeleye (2016-17 AAC First Team)
 Zhuric Phelps (2023-24 AAC Second Team)
 Marcus Weathers (2021-22 AAC Second Team)

DAVID B. MILLER COURT: On Dec. 5, 2018, SMU named the Moody Coliseum court after David B. Miller, alumnus and current chair of the Board of Trustees. He was a three-year starter on the basketball team and a member of the 1971-72 Southwest Conference Co-Championship team. Throughout his lifetime, Mr. Miller and his wife, Carolyn Lacy Miller, have committed over \$100 million to SMU, including more than \$50 million to the Cox School of Business, \$20 million toward the expansion and renovation of Moody Coliseum and \$10 million to the ACC Competitiveness Campaign as a member of the First Week Society.

CHAMPIONS FOR LITERACY GAME (championsforlit.org): This is the 12th straight season SMU has supported Champions For Literacy. Jonathan Wilfong (SMU '17) and Andrew Renshaw, two then-high school seniors from Memphis, Tennessee, founded CFL in 2012. In partnership with Readers 2 Leaders, proceeds raised go towards funding of effective literacy programs focused on elementary and middle school students. The mission of Champions For Literacy is to increase awareness about the number of people in America who are functionally or totally illiterate and the social problems associated with illiteracy. By leveraging the unique power of collegiate and professional sports, Champions for Literacy raises money to support effective local literacy programs and schools focused on educating elementary and middle school students.

CFL Games At Moody Coliseum

1/31/15	vs. UCF (W, 75-56)
2/19/15	vs. Temple (W, 67-58)
1/30/16	vs. Memphis (W, 80-68)
2/10/16	vs. Tulsa (L, 77-82)
12/19/16	vs. Stanford (W, 72-49)
1/28/18	vs. East Carolina (W, 86-61)
1/2/19	vs. East Carolina (W, 82-54)
12/3/19	vs. Northwestern State (W, 77-51)
2/17/21	vs. Tulane (postponed - weather)
1/12/22	vs USF (W, 77-65)
11/19/22	vs Evansville (W, 55-47)
12/19/23	vs Houston Christian (W, 89-53)
1/11/25	vs Georgia Tech (W, 93-71)
2025-26	vs Arkansas State 11/21 (W, 100-69)



- SMU, a Carnegie Research One private university in Dallas, is a center for global research and teaching that serves approximately 7,000 undergraduates and 5,000 graduate students through eight degree-granting schools.
- SMU ranks in the top 25% of universities by U.S. News and World Report, with top 50 graduate programs in business (34), law (43) and education (49).
- SMU attracts high-achieving students from all 50 states and over 85 countries, with incoming first-year students averaging a 32 ACT score and a 3.7 GPA. Sixty-eight percent of first-year students receive scholarships or grants, and 73% of undergraduates graduate without debt.
- Within six months of graduation, 90% of graduate students and 84% of undergraduates are employed, enrolled in further education, pursuing military service or volunteering. The median starting salary for undergraduates is \$73,500 and \$88,000 for graduates.
- Ninety-two percent of SMU student-athletes earn degrees, and 76% graduate with a GPA of 3.0 or higher. SMU's Life after Ball program supports their career readiness by providing networking and internship opportunities, as well as basic professional development assistance.
- Known for sophisticated high-performance computing, top-tier analytics and big impacts, SMU research fosters interdisciplinary collaboration across such fields as earth hazards and national security; education and technology; data science and urban studies.
- SMU faculty members are elected to prestigious groups such as the National Academy of Sciences, National Academy of Engineering, National Academy of Education, and Arnold and Mabel Beckman Foundation Scholars. They are also fellows of organizations like the National Endowment for the Humanities, American Academy of Arts and Sciences, and John Simon Guggenheim Memorial Foundation, American Council of Learned Societies, National Humanities Center and Harvard Society of Fellows - Junior Fellows.
- SMU graduate students receive prestigious awards like the National Science Foundation Graduate Research Fellowship, National Science Foundation Doctoral Dissertation Research Improvement Grant, Boren Fellowship, and the Federal Highway Administration Dwight D. Eisenhower Transportation Fellowship. They also earn competitive dissertation and career advancement awards, including the Newcombe Doctoral Dissertation Fellowship, Louisville Institute Dissertation Fellowship, PEO Scholar Award, ACLS Emerging Voices and Leading Edge Fellowships.
- SMU undergraduates are regularly selected for competitive national awards and include 32 Goldwater Scholars, three Marshall Scholars, 15 Truman Scholars and two Schwarzman Scholars. In the last five years, 31 students were awarded Fulbright scholarships.
- Entrepreneurship opportunities across disciplines abound at SMU - through majors and minors ranging from business and engineering to the arts - as well as academic centers offering mentoring, funding, competitions and support to students.
- SMU is home to the George W. Bush Presidential Center, Bush Library and Museum, Bush Foundation, and Bush Institute, attracting over 2.1 million visitors since opening in 2013. SMU is Dallas' university, located in a dynamic city that hosts 21 Fortune 500 companies.
- Dallas was named the No. 1 best sports business city by Sports Business Journal, recognized for the city's thriving professional and collegiate teams, premier annual events, and world-class athletic facilities. In 2026, the Metroplex will also host nine matches during the FIFA World Cup - more than any other U.S. city.



THIS IS SMU®



SMU IN ITS INAUGURAL ACC SEASON

- Mustang Club all-time high of \$65,058,040 in cash gifts
- Mustang Club record 6,158 donors
- Season ticket-related gifts reached an all-time high of \$11.3 million, up from \$7.86 million in FY24
- No. 1 in FBS for Year-Over-Year (YOY) % Increase in Attendance
- No. 2 in the Power 4 for Total Football Fan Growth (+10,000 per game)
- 258,563 Ford Stadium Season Attendance Record
- 99% Increase in Football Season Tickets Sold
- 157% Increase in Football Ticket Revenue
- 98% Increase in Parking Revenue
- 108% Increase in Concessions Revenue
- 120% Increase in Licensing Revenue
- First-Ever Sellout for Women's Volleyball
- 62% Increase in Women's Basketball Revenue
- 103% Increase in Women's Basketball Season Tickets
- 62% Increase in Men's Basketball Ticket Revenue
- 500% Increase in Men's Basketball Mini Plan Sales
- 50.3% Increase in attendance for FB, VB, MSOC, WSOC, MBB, WBB (411,400)
- 5 Teams Finished in the Top 5 of the ACC
- 11 Teams Ranked or Receiving Votes in Respective National Polls
- 12 All-Americans
- 12 Programs Represented in the Postseason
- 41 All-ACC Honors
- 68.5% Home Winning Percentage for All Sports
- 131 Events carried on the ACC Network or ACCNX
- 151 ACC All-Academic Honors

SMU SEASON RECORDS

Games played

1.	37	2013-14
2.	35	2010-11
	35	1987-88
	35	2016-17
	35	2024-25
6.	34	2014-15
7.	33	1983-84
	33	1984-85
	33	2017-18
	33	2021-22
	33	2023-24

Field goal percentage

1.	.541 (1023-1892)	1983-84
2.	.526 (1014-1928)	1984-85
3.	.517 (827-1600)	1986-87
4.	.512 (1103-2155)	1987-88
5.	.497 (858-1727)	2015-16
—	.496	2025-26
6.	.495 (756-1528)	1985-86
7.	.490 (813-1659)	1986-87
	.490 (821-1676)	1965-66
9.	.489 (858-1754)	1982-83
10.	.485 (1032-2130)	1975-76

3-point FG percentage

1.	.429 (88-205)	1986-87
2.	.420 (194-462)	2015-16
3.	.413 (97-235)	1988-89
4.	.410 (152-371)	1987-88
5.	.406 (286-705)	2016-17
6.	.394 (277-703)	2010-11
7.	.379 (174-459)	2013-14
	.379 (281-741)	2017-18
9.	.378 (275-727)	2024-25
10.	.363 (145-400)	2014-15
—	.361	2025-26
11.	.359 (182-507)	2008-09

Free throw percentage

1.	.769 (552-718)	1961-62
2.	.768 (552-719)	1970-71
—	.764	2025-26
3.	.762 (412-541)	2019-20
4.	.761 (715-939)	1955-56
5.	.759 (542-714)	1965-66
6.	.750 (502-669)	2021-22
7.	.746 (440-590)	1979-80
8.	.745 (493-662)	2012-13
9.	.742 (409-551)	2010-11
10.	.740 (506-684)	1962-63

Total Points

1.	2879 (35 games)	1987-88
2.	2797 (35 games)	2024-25
3.	2627 (37 games)	2013-14
4.	2599 (35 games)	2016-17
5.	2535 (33 games)	2023-24
6.	2506 (33 games)	1983-84
7.	2491 (33 games)	1984-85
8.	2436 (33 games)	2021-22
9.	2390 (28 games)	1975-76
10.	2363 (30 games)	1955-56
11.	2350 (34 games)	2014-15
12.	2319 (30 games)	2015-16

Scoring Average

—	92.0	2025-26
1.	87.0 (26 games)	1970-71
2.	85.4 (28 games)	1975-76
3.	84.0 (26 games)	1965-66
4.	83.3 (27 games)	1971-72
5.	82.3 (35 games)	1987-88
6.	82.0 (27 games)	1964-65

3-point field goals made

1.	286 (35 games)	2016-17
2.	281 (33 games)	2017-18
3.	280 (33 games)	2021-22
4.	277 (35 games)	2010-11
5.	275 (35 games)	2024-25
6.	263 (32 games)	2018-19
7.	251 (33 games)	2023-24
8.	248 (32 games)	2011-12
9.	236 (30 games)	2019-20
10.	215 (31 games)	2006-07
11.	205 (27 games)	1994-95
12.	202 (28 games)	1997-98

Free throws made

1.	715 (30 games)	1955-56
2.	671 (26 games)	1954-55
3.	610 (27 games)	1964-65
4.	594 (22 games)	1953-54
5.	586 (27 games)	1971-72
6.	579 (37 games)	2013-14
7.	552 (25 games)	1961-62
	552 (26 games)	1970-71
9.	547 (26 games)	1956-57
10.	543 (30 games)	2000-01
11.	542 (35 games)	2024-25

Assists

1.	786	1987-88
2.	675	1984-85
3.	655	1986-87
4.	608	1983-84
5.	567	2016-17
6.	561	2013-14
7.	555	2024-25
8.	528	2015-16
9.	524	2014-15
10.	517	2023-24
11.	512	1982-83
12.	509	1975-76

Assists average

1.	22.6 (29 games)	1986-87
2.	22.5 (35 games)	1987-88
3.	20.5 (33 games)	1984-85
—	19.0	2025-26
4.	18.4 (33 games)	1983-84
5.	18.2 (28 games)	1975-76
6.	17.6 (30 games)	2015-16
7.	17.1 (30 games)	1982-83
8.	16.8 (29 games)	1985-86
9.	16.4 (25 games)	1972-73
10.	16.3 (28 games)	1992-93

Blocked shots

1.	165	2013-14
2.	159	2023-24
3.	149	2002-03
4.	147	1984-85
5.	146	1983-84
	146	2014-15
7.	142	2021-22
8.	138	2005-06
9.	137	2015-16
10.	132	2012-13
11.	131	2024-25
12.	124	1978-79

Blocked shots average

1.	5.0 (30 games)	2002-03
2.	4.8 (29 games)	2005-06
	4.8 (33 games)	2023-24
4.	4.6 (27 games)	1978-79
	4.6 (30 games)	2015-16
6.	4.5 (33 games)	1984-85
	4.5 (37 games)	2013-14
	4.5 (17 games)	2020-21
9.	4.4 (33 games)	1983-84
10.	4.3 (28 games)	1977-78
	4.3 (34 games)	2014-15
	4.3 (33 games)	2021-22
—	4.3	2025-26

Steals

1.	297	1987-88
2.	282	2013-14
	282	2024-25
4.	278	1999-00
5.	277	2023-24
6.	248	1998-99
7.	244	2017-18
8.	242	2004-05
9.	238	1984-85
10.	237	2014-15
11.	234	2002-03
12.	233	1992-93

Steals average

—	9.6	2025-26
1.	9.3 (30 games)	1999-00
2.	8.6 (28 games)	2004-05
3.	8.5 (35 games)	1987-88
4.	8.4 (33 games)	2023-24
5.	8.3 (28 games)	1992-93
	8.3 (30 games)	1998-99
7.	8.1 (35 games)	2024-25
8.	7.8 (30 games)	2002-03
9.	7.7 (29 games)	2005-06
10.	7.6 (37 games)	2013-14
11.	7.5 (30 games)	2003-04
12.	7.4 (28 games)	1996-97
	7.4 (33 games)	2017-18

Best Assist-to-Turnover Ratio

1.	1.74	1986-87
2.	1.71	1987-88
—	1.62	2025-26
3.	1.50	2016-17
4.	1.42	2015-16
5.	1.39	2023-24
6.	1.37	1985-86
7.	1.33	2024-25

Fewest Turnovers Per Game

1.	10.8	2016-17
2.	11.0	2018-19
3.	11.3	2023-24
4.	11.6	1996-97
	11.6	2017-18
—	11.8	2025-26
6.	11.9	2024-25
7.	12.0	1998-99
8.	12.3	1985-86
	12.3	2021-22
10.	12.4	2015-16
11.	12.5	2014-15

Field goal pct defense

1.	.345 (498-1443)	1953-54
2.	.364 (656-1804)	1957-58
3.	.367 (766-2087)	1955-56
4.	.373 (609-1631)	1958-59
5.	.380 (609-1602)	1961-62
6.	.381 (691-1815)	2014-15
7.	.385 (762-1977)	2013-14
8.	.386 (745-1928)	2016-17
9.	.387 (576-1488)	1959-60
10.	.389 (661-1698)	1954-55
—	.389	2025-26

3-point FG pct defense

—	.295	2025-26
1.	.298 (210-705)	2021-22
2.	.305 (120-394)	1987-88
3.	.308 (203-660)	2011-12
4.	.314 (157-500)	1992-93
5.	.317 (222-701)	2023-24
6.	.321 (248-773)	2013-14
	.321 (282-878)	2016-17
8.	.322 (197-611)	2006-07
9.	.326 (268-823)	2014-15
10.	.330 (187-567)	1997-98
11.	.331 (224-676)	2015-16
	.331 (282-852)	2024-25

Scoring margin

—	18.0	2025-26
1.	14.3 (74.3-60.0)	2016-17
2.	13.9 (77.3-63.4)	2015-16
3.	13.4 (77.6-64.2)	1956-57
4.	11.0 (78.8-67.7)	1955-56
5.	10.4 (82.3-71.8)	1987-88
6.	9.4 (69.1-59.8)	2014-15
7.	8.8 (71.0-62.2)	2013-14
8.	8.6 (79.9-71.3)	2024-25
9.	8.4 (77.1-68.7)	1953-54
10.	8.1 (75.9-67.8)	1983-84
11.	8.0 (75.5-67.5)	1984-85
	8.0 (76.8-68.8)	2023-24

Rebound margin

1.	10.2 (39.4-29.3)	2015-16
2.	8.7 (38.1-29.5)	2016-17
3.	8.4 (37.2-28.8)	1988-89
4.	6.7 (36.6-29.9)	2014-15
5.	5.7 (48.5-42.8)	1959-60
6.	5.5 (38.4-32.9)	2024-25
7.	5.1 (39.8-34.7)	2023-24
8.	5.0 (46.5-41.5)	1958-59
9.	4.8 (36.0-31.3)	2013-14
10.	4.6 (38.1-33.5)	1984-85
—	4.6	2025-26
11.	4.3 (43.3-39.0)	1999-00



9
B.J.
DAVIS-RAY
G, 6-6, 195, Fr.-HS
St. Louis, Mo.
JSerra Catholic HS [CA]

2025-26 (Freshman): Added 4 points (2-4 FG), 3 rebounds, 2 steals and 2 assists in the win vs UAPB 11/18.

Prep: Ranked as high as No. 11 in California and as high as No. 31 nationally at his position and as high as No. 129 overall... Averaged 17.6 points, 6.2 rebounds and 2.7 assists as he helped JSerra Catholic to a 24-11 record his senior season, reaching the California Interscholastic Foundation Division 1 South Regional Quarterfinals... Named CIF-SS Open Division First Team and All-County First Team... Part of SMU's 2025 high school signing class ranked as high as No. 4 nationally and overall signing class ranked as high as No. 15 nationally, both program bests.

HIGHS	SEASON	ACC GAME	CONF. TOUR./POST
MINUTES	15, UAPB 11/18/25		
FG	2, UAPB 11/18/25 2, Arkansas St 11/21/25		
FGA	4, UAPB 11/18/25		
3FG			
3FGA	1, Tarleton St 11/3/25 1, A&M-Corpus Christi 11/6/25 1, UAPB 11/18/25		
FT	1, Tarleton St 11/3/25		
FTA	2, Tarleton St 11/3/25		
REBOUNDS	3, UAPB 11/18/25		
ASSISTS	2, UAPB 11/18/25 2, Arkansas St 11/21/25 2, Radford 11/24/25		
BLOCKS			
STEALS	2, UAPB 11/18/25		
POINTS	4, UAPB 11/18/25 4, Arkansas St 11/21/25		

2025-26 GAME-BY-GAME STATISTICS

Opponent	Date	GS	Min	FG	FGA	Pct	3FG	FGA	Pct	FT	FTA	Pct	Off	Def	Tot	Avg	PF	FO	A	TO	Blk	Stl	Pts	Avg
TARLETON ST.	11/03/25		6	0	1	.000	0	1	.000	1	2	.500	0	0	0	0.0	0	0	0	0	0	0	1	1.0
A&M-CORPUS CHRISTI	11/06/25		4	0	1	.000	0	1	.000	0	0	.000	0	1	1	0.5	0	0	1	0	0	0	0	0.5
MURRAY ST.	11/11/25		6	0	0	.000	0	0	.000	0	0	.000	0	0	0	0.3	0	0	0	0	0	0	0	0.3
BUTLER	11/15/25		3	0	1	.000	0	1	.000	0	0	.000	0	0	0	0.3	0	0	0	0	0	0	0	0.3
ARK.-PINE BLUFF	11/18/25		15	2	4	.500	0	1	.000	0	0	.000	0	3	3	0.8	2	0	2	1	0	2	4	1.0
ARKANSAS ST.	11/21/25		11	2	3	.667	0	0	.000	0	0	.000	1	0	1	0.8	0	0	2	0	0	0	4	1.5
RADFORD	11/24/25		6	0	2	.000	0	0	.000	0	0	.000	1	1	2	1.0	1	0	2	0	0	0	0	1.3
at Mississippi St.	11/28/25		DNP																					
Totals			0	51	4	.333	0	4	.000	1	2	.500	2	5	7	1.0	3	0	7	1	0	2	9	1.3

Games played: 7
Minutes/game: 7.3
Points/game: 1.3
FG Pct: 33.3
3FG Pct: 0.0
FT Pct: 50.0

Rebounds/game: 1.0
Assists/game: 1.0
Turnovers/game: 0.1
Assist/turnover ratio: 7.0
Steals/game: 0.3



**O
B.J.
EDWARDS
G, 6-3, 200, SR-2L
Knoxville, Tennessee
Tennessee
Knoxville Catholic HS**

2025-26 (Senior): Triple-double with career highs of 24 points, 13 assists and an SMU-record 10 steals plus 5 rebounds vs Arkansas State 11/21... Had 20 points, 5 assists, 4 rebounds, 2 steals and a block in the win vs Murray State 11/11... New career-high 20 points with 5 rebounds, 4 assists and 2 steals in opening win vs Tarleton State 11/3.... **TRIPLE-DOUBLE:** Had 24 points, 13 assists and 10 steals for the sixth triple-double in SMU history and the 42nd in ACC history (the first with steals), the 10 steals set an SMU record and tied for second in ACC history)...
AWARDS: ACC Player of the Week (Nov. 24).

2024-25 (Junior): Start all 35 games... 9.9 pts (52nd ACC), 4.7 rebs, 3.7 asts (10th ACC), 2.4 stls (2nd ACC, 11th NCAA), 2.02 ast/to ratio (10th ACC), double-double... **GAME HIGHLIGHTS:** Team-highs of 16 pts, 10 rebs, 7 asts, 4 stls in NIT First Round win vs UNI 3/19... 18 pts, 5 asts, 4 rebs, 3 stls in win at Cal 2/26... 6 pts, 8 asts (1 to), 8 rebs, 2 stls in win at Virginia Tech 2/5... 15 pts, 9 rebs, 5 asts, stl in win vs Cal 1/29...19 pts (8-11 FGs, 2-2 3FGs), 6 stls, 6 asts, 3 rebs in win vs Georgia Tech 1/11... 16 pts (6-8 FG, 1-2 3FG, 3-3 FT), 2 asts, 2 stls, 2 rebs at Boston College 12/21... **HONORS:** ACC All-Defensive Team...received votes for ACC Most Improved Player... **SMU SEASON RECORDS:** 83 steals (1st), 2.4 steals (T-2nd), 2.02 ast/to ratio (17th).
2023-24 (Sophomore): All 33 games (30 starts)...3.7 pts, 3.1 rebs, 2.9 asts, 2.43 ast/to.
Summer 2023 (SMU 3-0 in Spain): Averaged 6.0 asts, 5.3 pts, 6.0 rebs, 3.0 ast/to
2022-23 (Freshman at Tennessee): 14 games...team made NCAA Sweet 16.
Prep: Knoxville Catholic HS... 4 years, 116 games, 2,240 points... avg. 19.3 points, 7.1 rebounds, 5.0 assists, 2.5 steals while shooting 52% FGs, 33% 3FGs (161 of 494)... Consensus 4-star was rated as No. 71 overall in Class of 2022 by Rivals.com... Mr.

2025-26 GAME-BY-GAME STATISTICS

Opponent	Date	GS	Min	FG	FGA	Pct	3FG	FGA	Pct	FT	FTA	Pct	Off	Def	Tot	Avg	PF	FO	A	TO	Blk	Stl	Pts	Avg
TARLETON ST.	11/03/25	*	35	7	12	.583	2	6	.333	4	5	.800	0	5	5	5.0	3	0	4	3	0	2	20	20.0
A&M-CORPUS CHRISTI	11/06/25	*	31	2	5	.400	1	1	1.000	1	2	.500	0	4	4	4.5	3	0	2	2	0	0	6	13.0
MURRAY ST.	11/11/25	*	34	8	17	.471	1	4	.250	3	4	.750	2	2	4	4.3	2	0	5	2	1	2	20	15.3
BUTLER	11/15/25	*	39	5	9	.556	1	2	.500	3	4	.750	1	4	5	4.5	3	0	5	1	0	1	14	15.0
ARK.-PINE BLUFF	11/18/25	*	30	4	9	.444	3	6	.500	0	0	.000	2	3	5	4.6	1	0	9	2	1	3	11	14.2
ARKANSAS ST.	11/21/25	*	34	9	13	.692	3	6	.500	3	4	.750	2	3	5	4.7	3	0	13	2	0	10	24	15.8
RADFORD	11/24/25	*	31	4	13	.308	1	6	.167	1	1	1.000	0	4	4	4.6	3	0	2	0	0	2	10	15.0
at Mississippi St.	11/28/25	*	41	3	12	.250	0	4	.000	0	3	.000	0	6	6	4.8	2	0	3	2	0	1	6	13.9
Totals			8	275	42	.467	12	35	.343	15	23	.652	7	31	38	4.8	20	0	43	14	2	21	111	13.9

Games played: 8
Minutes/game: 34.4
Points/game: 13.9
FG Pct: 46.7
3FG Pct: 34.3
FT Pct: 65.2

Rebounds/game: 4.8
Assists/game: 5.4
Turnovers/game: 1.8
Assist/turnover ratio: 3.1
Steals/game: 2.6
Blocks/game: 0.3

HIGHS	SEASON	CAREER	CONF. GAME	CONF. TOUR/POST
MINUTES	41, at Miss. St 11/28/25	41, at Miss. St 11/28/25	39, at Cal 2/27/25	34, UNI 3/19/25 34, Oklahoma St 3/23/25
FG	9, Arkansas St 11/21/25	9, Arkansas St 11/21/25	8, Georgia Tech 1/11/25	7, UNI 3/19/25
FGA	17, Murray State 11/11/25	17, Murray State 11/11/25	14, Wake Forest 2/15/25 14, at Cal 2/27/25	16, UNI 3/19/25
3FG	3, UAPB 11/18/25 3, Arkansas St 11/21/25	3, at Cal 2/27/25 3, Arkansas St 11/21/25	3, at Cal 2/27/25	1, 4 times
3FGA	6, Tarleton St 11/3/25 6, UAPB 11/18/25 6, Arkansas St 11/21/25 6, Radford 11/24/25	6, Wake Forest 2/15/25 6, Tarleton St 11/3/25 6, UAPB 11/18/25 6, Arkansas St 11/21/25 6, Radford 11/24/25	6, Wake Forest 2/15/25	4, UNI 3/19/25
FT	4, Tarleton St 11/3/25	7, [25/rv] Louisville 1/21/25	7, [25/rv] Louisville 1/21/25	2, at Indiana St 3/20/24 2,v10/10 Clemson 3/13/25
FTA	5, Tarleton St 11/3/25	8, [25/rv] Louisville 1/21/25	8, [25/rv] Louisville 1/21/25	5,v10/10 Clemson 3/13/25
REBOUNDS	6, at Miss. St 11/28/25	10, UNI 3/19/25	9, Cal 1/29/25 9, [18/17] Clemson 2/22/25	10, UNI 3/19/25
ASSISTS	13, Arkansas St 11/21/25	13, Arkansas St 11/21/25	8, at Virginia Tech 2/5/25	7, UNI 3/19/25
BLOCKS	1, Murray State 11/11/25 1, UAPB 11/18/25	2, Pitt 2/11/25	2, Pitt 2/11/25	1, Oklahoma St 3/23/25
STEALS	10, Arkansas St 11/21/25	10, Arkansas St 11/21/25	6, Georgia Tech 1/11/25	4,v10/10 Clemson 3/13/25 4, UNI 3/19/25
POINTS	24, Arkansas St 11/21/25	24, Arkansas St 11/21/25	19, Georgia Tech 1/11/25	16, UNI 3/19/25
DOUBLE-DOUBLES	1 - UNI 3/19/25 (16 pts / 10 rebs)			
	2 - Arkansas St 11/21/25 (24 pts / 13 asts / 10 stls)			

Basketball finalist as senior in 2021-22, named Tennessee Div. II-AA All-State Team after winning State title game... 20.3 pts, 7.9 rebs, 5.3 asts, 3.2 stls as a senior... In 2022 state semifinals, 23 pts (18 in 2nd half), 13 rebs, 5 asts as Catholic defeated Brentwood Academy... Junior season 2020-21, Catholic 21-4, state semifinal, 19.9 pts, 7.0 rebs, 5.1 asts... 2021 TSSAA Div. II-AA Mr. Basketball; 2020-21 MaxPreps Tennessee HS Player of the Year... Sophomore 2019-20, won Div. II-AA state title—the school's first... In 2020 state final, scored 14 pts to lead Catholic past Briarcrest Christian... 2019-20, 19.5 pts, 7.4 rebs, 5.8 asts, finalist for 2020 Div. II-AA Mr. Basketball... Led team in scoring & assists as freshman & sophomore... Played AAU with BMaze Elite.

CAREER STATISTICS

Year	GP	GS	Min	Avg	FG	FGA	Pct	3FG	FGA	Pct	FT	FTA	Pct	Off	Def	Tot	Avg	PF	FO	Ast	TO	Blk	Stl	Pts	Avg
2022-23*	14	0	60	4.3	6	12	.500	2	5	.400	3	4	.750	2	6	8	0.6	1	0	6	5	1	1	17	1.2
2023-24	33	30	610	18.5	49	114	.430	10	26	.385	14	19	.737	36	67	103	3.1	35	0	97	40	4	32	122	3.7
2024-25	35	35	1029	29.4	127	281	.452	29	85	.341	63	88	.716	37	127	164	4.7	41	0	129	64	8	83	346	9.9
2025-26	8	8	275	34.4	42	90	.467	12	35	.343	15	23	.652	7	31	38	4.8	20	0	43	14	2	21	111	13.9
TOTAL	76	73	1914	25.2	218	485	.449	51	146	.349	92	130	.708	80	225	305	4.0	96	0	269	118	14	136	579	7.6
All*	90	73	1974	21.9	224	497	.451	53	151	.351	95	134	.709	82	231	313	3.5	97	0	275	123	15	137	596	6.6

* Statistics from prior team/school

B.J. EDWARDS - O

SMU Career Steals Avg. - 1.2+ (min. 35 games)

1	2.1	Bryan Hopkins (225/105), 2002-06
	2.1	Carl Wright (205/96), 1982-85
3	1.9	Gerald Lewis (209/112), 1989-93
—	1.8	B.J. Edwards, 2023-
—	1.8	Boopie Miller, 2024-
4	1.7	Carlton McKinney (111/64), 1986-88
	1.7	Jeryl Sasser (197/117), 1997-01
	1.7	Jemeil Rich (136/81), 1994-97
	1.7	Zhuric Phelps (158/95), 2021-24
8	1.6	Stephen Woods (179/112), 1996-00
	1.6	Jimmy Whitt Jr. (103/63), 2017-19
10	1.5	Willie Davis (160/109), 1997-01
	1.5	Paul McCoy (73/50), 2008-10
12	1.4	Roderick Hampton (127/88), 1987-91
	1.4	Todd Alexander (45), 1987-89
	1.4	Nic Moore (136/100), 2013-16
	1.4	Kendric Davis (106/75), 2019-22
16	1.3	Kato Armstrong (126/95), 1985-89
	1.3	Quinton Ross (153/119), 1999-03
18	1.2	Phil Hale (107), 1976-80
	1.2	Jon Killen (144/118), 2004-08
	1.2	Jeremiah Samarrippas (78/66), 2010-12
	1.2	Nick Russell (86/69), 2012-14
	1.2	Markus Kennedy (110/89), 2013-16
	1.2	Isiaha Mike (72/62), 2018-20

SMU Season Steals Average (1.7+) (Since 1976-77)

1	2.9	Gerald Lewis (Sr.), 1992-93 (79/27)
2	2.4	Bryan Hopkins (Sr.), 2005-06 (52/22)
	2.4	Bryan Hopkins (Jr.), 2004-05 (59/25)
	2.4	B.J. Edwards (Jr.), 2024-25 (83/35)
5	2.3	Carl Wright (So.), 1983-84 (77/33)
	2.3	Carl Wright (Jr.), 1984-85 (76/33)
	2.3	Gerald Lewis (Jr.), 1991-92 (63/28)
	2.3	Zhuric Phelps (So.), 2022-23 (68/30)
9	2.2	Willie Davis (Jr.), 1999-00 (67/30)
10	2.1	Bryan Hopkins (Fr.), 2002-03 (61/29)
11	2.0	Jeryl Sasser (So.), 1998-99 (60/30)
	2.0	Peter Lodwick (Sr.), 1976-77 (53/27)
13	1.9	Roderick Hampton (Jr.), 1989-90 (53/28)
	1.9	Stephen Woods (Jr.), 1998-99 (50/27)
	1.9	Zhuric Phelps (Jr.), 2023-24 (63/33)
16	1.8	Bryan Hopkins (So.), 2003-04 (53/29)
	1.8	Jeryl Sasser (Jr.), 1999-00 (54/30)
	1.8	Jimmy Whitt (So.), 2017-18 (60/33)
19	1.7	Carlton McKinney (Sr.), 1987-88 (61/35)
	1.7	Jemeil Rich (So.), 1994-95 (47/27)
	1.7	Carl Wright (Fr.), 1982-83 (52/30)
	1.7	Carlton McKinney (Jr.), 1986-87 (50/29)
	1.7	Stephen Woods (Sr.), 1999-00 (51/30)
	1.7	Kato Armstrong (Jr.), 1987-88 (58/35)
	1.7	Jemeil Rich (Sr.), 1996-97 (43/26)
	1.7	Jon Killen (Jr.), 2006-07 (54/31)

SMU Career Steals - 100+

1	225	Bryan Hopkins, 2002-06
2	209	Gerald Lewis, 1989-93
3	205	Carl Wright, 1982-85
4	197	Jeryl Sasser, 1997-01
5	179	Stephen Woods, 1996-00
6	160	Willie Davis, 1997-01
7	158	Zhuric Phelps, 2021-24
8	153	Quinton Ross, 1999-03
9	144	Jon Killen, 2004-08
10	139	Sterling Brown, 2013-17
11	136	Jemeil Rich, 1994-97
	136	Nic Moore, 2013-16
	136	B.J. Edwards, 2023-
14	130	Butch Moore, 1982-86
15	128	David Piehler, 1979-83
16	127	Roderick Hampton, 1987-91
17	126	Justin Isham, 2001-05
	126	Kato Armstrong, 1985-89
19	125	Phil Hale, 1976-80
20	123	Troy Matthews, 1993-97
21	112	Devon Pearson, 2003-07
22	111	Carlton McKinney, 1986-88
23	110	Markus Kennedy, 2013-16
24	109	Eric Castro, 2001-05
25	106	Kendric Davis, 2019-22
26	103	Jimmy Whitt Jr., 2017-19
27	102	Tim Mason, 1989-93
	102	Ben Moore, 2013-17

SMU - Single-Game Steals

10	B.J. Edwards, Arkansas State, 11-21-2025
9	Bryan Hopkins, San Jose State, 2-10-2005
8	Willie Davis, [15] Tulsa, 3-4-2000
7	Jeryl Sasser, vs. UT-Pan Am, 12-29-2000
7	Bobby Dimson, at Tulsa, 2-28-1998
7	Stephen Woods, Prairie View A&M, 12-30-1996
7	Gerald Lewis, Houston, 1-30-1993
7	Gerald Lewis, Rice, 2-6-1993
7	Gerald Lewis, at Baylor, 2-26-1992
7	Nic Moore, Texas Southern, 11-26-2014
7	Zhuric Phelps, at Wichita St., 2-12-2023
7	Boopie Miller, Arkansas State, 11-21-2025

ACC Single-Game Steals

11	Kenny Dennard, Duke vs. Maryland ACC 2-3-79
10	Chris Singleton, Florida State vs. UNCG 11-14-10
10	Mo Rivers, NC State vs. Clemson ACC 1-12-74
10	B.J. Edwards, Arkansas State, 11-21-2025

SMU Season Steals (50+) (Since 1976-77) (GP)

1	83	B.J. Edwards (Jr.), 2024-25
2	79	Gerald Lewis (Sr.), 1992-93 (27)
3	77	Carl Wright (So.), 1983-84 (33)
4	76	Carl Wright (Jr.), 1984-85 (33)
5	68	Zhuric Phelps (So.), 2022-23 (30)
6	67	Willie Davis (Jr.), 1999-00 (30)
7	63	Gerald Lewis (Jr.), 1991-92 (28)
	63	Zhuric Phelps (Jr.), 2023-24 (33)
9	61	Bryan Hopkins (Fr.), 2002-03 (29)
	61	Carlton McKinney (Sr.), 1987-88 (35)
11	60	Jeryl Sasser (So.), 1998-99 (30)
	60	Jimmy Whitt (So.), 2017-18 (33)
13	59	Bryan Hopkins (Jr.), 2004-05 (25)
14	58	Kato Armstrong (Jr.), 1987-88 (35)
15	57	Markus Kennedy (So.), 2013-14 (37)
16	54	Jeryl Sasser (Jr.), 1999-00 (30)
	54	Jon Killen (Jr.), 2006-07 (31)
	54	Nic Moore (So.), 2013-14 (37)
19	53	Peter Lodwick (Sr.), 1976-77 (27)
	53	Roderick Hampton (Jr.), 1989-90 (28)
	53	Bryan Hopkins (So.), 2003-04 (29)
22	52	Bryan Hopkins (Sr.), 2005-06 (22)
	52	Terry Thomas (Sr.), 1987-88 (34)
	52	Carl Wright (Fr.), 1982-83 (30)
25	51	Stephen Woods (Sr.), 1999-00 (30)
26	50	Stephen Woods (Jr.), 1998-99 (27)
	50	Carlton McKinney (Jr.), 1986-87 (29)
	50	Sterling Brown (Sr.), 2016-17 (35)

SMU Career Assists

1	828	Butch Moore, 1982-86
2	508	Nic Moore (100), 2013-16
3	491	Gerald Lewis, 1989-93
4	469	Jeryl Sasser, 1997-01
5	468	Billy Allen, 1978-80
6	460	Carl Wright, 1982-85
7	445	Kendric Davis (75), 2019-21
8	419	Roderick Hampton, 1987-91
9	403	Kato Armstrong, 1985-89
10	396	Bryan Hopkins, 2002-06
11	387	Troy Matthews, 1993-97
12	371	Jon Killen, 2004-08
13	363	Zachary Thiel, 1971-74
14	337	Shake Milton (87), 2015-18
15	334	Scott Johnson, 1983-87
16	323	Stephen Woods, 1996-00
17	294	Sterling Brown (136), 2013-17
18	279	Jemeil Rich, 1994-97
19	278	David Piehler, 1979-83
20	276	Damon Hancock, 1998-02
21	269	B.J. Edwards, 2023-
22	260	Phil Hale, 1976-80
23	257	Nick Russell (69), 2012-14
24	250	Jeremiah Samarrippas, 2010-12

Assists Avg. - 3.5+ (min. 35 games)

1	9.0	Billy Allen (468/52), 1978-80
2	6.6	Butch Moore (828/125), 1982-86
3	5.9	Kendric Davis (445/75), 2019-21
—	5.9	Boopie Miller, 2024-
4	5.6	Michael G. Jaccar (239/43), 1974-76
5	5.1	Nic Moore (508/100), 2013-16
6	4.8	Carl Wright (460/96), 1982-85
	4.8	Roderick Hampton (419/88), 1987-91
8	4.7	Zachary Thiel (363/78), 1971-74
9	4.4	Gerald Lewis (491/112), 1989-93
10	4.2	Kato Armstrong (403/95), 1985-89
11	4.0	Jeryl Sasser (469/117), 1997-01
12	3.9	Todd Alexander (45), 1987-89
	3.9	Shake Milton (337/87), 2015-18
14	3.8	Bryan Hopkins (396/105), 2002-06
	3.8	Jeremiah Samarrippas (250/66), 2010-12
16	3.7	Carlton McKinney (236/64), 1986-88
	3.7	Nick Russell (257/69), 2012-14
	3.7	Jimmy Whitt Jr. (233/63), 2017-19
19	3.6	Derek Williams (219/61), 2008-10
20	3.5	Troy Matthews (387/110), 1993-97
—	3.5	B.J. Edwards, 2023-

B.J. EDWARDS - O

SMU Career Assist-To-Turnover Ratio (Min. 3.0 Assists Per Game)

	Ast/TO	Name	Seasons	Assists	Turnovers
---	2.63	Boopie Miller	2024-26	213	81
1	2.53	Scott Johnson	1983-87	334	132
2	2.38	Jimmy Whitt	2017-19	233	98
3	2.33	Kendric Davis	2019-22	445	191
4	2.32	Billy Allen	1978-80	468	202
---	2.28	B.J. Edwards	2023-26	269	118
5	2.13	Shake Milton	2015-18	337	158
6	2.12	Nic Moore	2013-16	508	240
7	2.11	Butch Moore	1982-86	828	392
8	2.00	Todd Alexander	1987-89	176	88

SMU Season Assist-To-Turnover Ratio (Min. 3.0 Assists Per Game)

	Ast/TO	Name	Season	Assists	Turnovers
1	3.64	Butch Moore	1985-86	222	61
2	3.17	Kendric Davis	2020-21	130	41
---	3.07	B.J. Edwards	2025-26	43	14
---	3.05	Boopie Miller	2025-26	58	19
3	2.92	Scott Johnson	1986-87	149	51
4	2.70	Jimmy Whitt	2018-19	119	44
5	2.70	Kendric Davis	2019-20	173	64
6	2.56	Shake Milton	2016-17	159	62
7	2.50	Boopie Miller	2024-25	155	62
8	2.49	Todd Alexander	1987-88	152	61
9	2.38	Billy Allen	1979-80	255	107
10	2.36	Rod Hampton	1990-91	156	66
11	2.35	Butch Moore	1984-85	247	105
12	2.30	Nic Moore	2015-16	152	66
13	2.24	Billy Allen	1978-79	213	95
14	2.11	Jimmy Whitt	2017-18	114	54
15	2.08	Nic Moore	2013-14	181	87
16	2.04	Carlton McKinney	1986-87	110	54
17	2.02	B.J. Edwards	2024-25	129	64
18	2.01	Nic Moore	2014-15	175	87



13
MITCHELL HOLMES
F, 6-10, 230, Fr.-RS
Fort Worth, Texas
Link Year Prep [Mo.]
The Oakridge School

2025-26 (Freshman): Added 8 points (4-6 FG) and 4 rebounds in 13 minutes vs UAPB 11/18... Had 10 points (5-6 FG), 2 rebounds, a block and a steal in the win vs Butler 11/15... Added 7 points (3-3 FG, 1-1 FT) and 2 rebounds in the win vs Texas A&M Corpus Christi 11/6... Had 4 points (2-2 FG) and 2 rebounds in SMU debut vs Tarleton State 11/3.

2024-25: Redshirted

Prep: Mitchell Holmes was a power forward at Link Year Prep in Branson, Missouri, which made the semifinals of the 2024 Chipotle Nationals Tournament . The three-star signee was ranked in the top 10 overall in Missouri and top 70 at his position nationally. Before attending Link Academy, the McDonald's All-American nominee scored more than 1,500 points at The Oakridge School in Arlington where he was a two-time team MVP, a team captain, SPC Co-State Champ, most outstanding statistics student and a member of the National Honor Society. He played AAU for ProSkills.

HIGHS	SEASON	CAREER	CONF. GAME	CONF. TOUR./POST
MINUTES	15, Radofrd 11/24/25			
FG	5, Butler 11/15/25			
FGA	6, Butler 11/15/25			
	6, UAPB 11/18/25			
3FG				
3FGA				
FT	2, Radofrd 11/24/25			
FTA	2, Radofrd 11/24/25			
REBOUNDS	4, UAPB 11/18/25			
ASSISTS	2, Arkansas St 11/21/25			
BLOCKS	1, Butler 11/15/25			
	1, Arkansas St 11/21/25			
STEALS	1, A&M-Corpus Christi 11/6/25			
	1, Butler 11/15/25			
POINTS	10, Butler 11/15/25			

2025-26 GAME-BY-GAME STATISTICS

Opponent	Date	GS	Min	FG	FGA	Pct	3FG	FGA	Pct	FT	FTA	Pct	Off	Def	Tot	Avg	PF	FO	A	TO	Blk	Stl	Pts	Avg
TARLETON ST.	11/03/25		6	2	2	1.000	0	0	.000	0	0	.000	1	1	2	2.0	3	0	0	1	0	0	4	4.0
A&M-CORPUS CHRISTI	11/06/25		8	3	3	1.000	0	0	.000	1	1	1.000	0	2	2	2.0	1	0	0	0	0	1	7	5.5
MURRAY ST.	11/11/25		8	0	1	.000	0	0	.000	0	0	.000	1	1	2	2.0	0	0	0	0	0	0	0	3.7
BUTLER	11/15/25		11	5	6	.833	0	0	.000	0	0	.000	1	1	2	2.0	0	0	0	0	1	1	10	5.3
ARK.-PINE BLUFF	11/18/25		13	4	6	.667	0	0	.000	0	0	.000	1	3	4	2.4	0	0	0	0	0	0	8	5.8
ARKANSAS ST.	11/21/25		14	1	3	.333	0	0	.000	0	0	.000	0	2	2	2.3	3	0	2	1	1	0	2	5.2
RADFORD	11/24/25		15	1	1	1.000	0	0	.000	2	2	1.000	0	2	2	2.3	3	0	0	0	0	0	4	5.0
at Mississippi St.	11/28/25		3	0	1	.000	0	0	.000	0	0	.000	0	0	0	2.0	0	0	0	1	0	0	0	4.4
Totals			0	78	16	.696	0	0	.000	3	3	1.000	4	12	16	2.0	10	0	2	3	2	2	35	4.4

Games played: 8
Minutes/game: 9.8
Points/game: 4.4
FG Pct: 69.6
FT Pct: 100.0

Rebounds/game: 2.0
Assists/game: 0.3
Turnovers/game: 0.4
Assist/turnover ratio: 0.7
Steals/game: 0.3
Blocks/game: 0.3



33
NICCOLO
KALISCHER-STORK
G, 6-2, 205, Fr.-RS
Los Angeles, California
Harvard-Westlake School

HIGHS	SEASON	CONF. GAME	CONF. TOUR./POST
MINUTES	1, UAPB 11/18/25		
FG			
FGA			
3FG			
3FGA			
FT			
FTA			
REBOUNDS			
ASSISTS			
BLOCKS			
STEALS			
POINTS			

2025-26 (Freshman): Made his SMU debut vs UAPB 11/18.

2024-25: Redshirted


Prep: Coached by David Rebibo during his time at Harvard-Westlake School... Played as a guard for the Wolverines as the team went 91-9 from 2021-24... As a senior in 2023-24, averaged 3.2 points per game... Helped the Wolverines compile a 33-3 record and earned State Rank No. 1... In 2022-23, he contributed to Harvard-Westlake going 33-2 and being State Ranked No. 1 while being undefeated in the Mission Basketball League California Southern Section (7-0)... As a sophomore in 2021-22, Harvard-Westlake went 25-4 with a 5-2 league record.

2025-26 GAME-BY-GAME STATISTICS

Opponent	Date	GS	Min	FG	FGA	Pct	3FG	FGA	Pct	FT	FTA	Pct	Off	Def	Tot	Avg	PF	FO	A	TO	Blk	Stl	Pts	Avg
TARLETON ST.	11/03/25		DNP																					
A&M-CORPUS CHRISTI	11/06/25		DNP																					
MURRAY ST.	11/11/25		DNP																					
BUTLER	11/15/25		DNP																					
ARK.-PINE BLUFF	11/18/25		1	0	0	.000	0	0	.000	0	0	.000	0	0	0	0.0	0	0	0	1	0	0	0	0.0
ARKANSAS ST.	11/21/25		DNP																					
RADFORD	11/24/25		DNP																					
at Mississippi St.	11/28/25		DNP																					
Totals			0	1	0	0	.000	0	0	.000	0	0	.000	0	0	0	0.0	0	0	0	1	0	0	0.0

Games played: 1
Minutes/game: 1.0

Turnovers/game: 1.0



2
BOOPIE MILLER
G, 6-O, 175, Sr.-1L
Chicago, Illinois
Wake Forest /
Central Michigan
Victory Rock Prep [Fla.]

2025-26 (Senior): Had 28 points, 9 rebounds, 3 assists and 2 steals in OT win at Mississippi State 11/28 (11 points, 3 rebounds, assist in last 7:03 of regulation to rally from down 61-52; then 6 points, a rebound, an assist in OT)... Totaled 17 points, 6 assists and a career-high 7 steals in the win vs Arkansas State 11/21... Had 23 points (9-13 FG), 12 assists and 3 steals in the win vs Butler 11/15... Team-high 28 points (9-13 FG, 3-5 3FG, 7-8 FT) with 6 assists, 5 rebounds, 3 steals and a block vs Murray State 11/11... Had 20 points, including 11-11 FTs, with 5 assists and a steal in season-opening win vs Tarleton State 11/3...**HONORS:** Preseason All-ACC Second Team... **GAME RECORD:** 11-11 FTs vs Tarleton State 11/3 (19th time in program history a player was perfect with at least 10 FTA)

2024-25 (Junior): Played/started 28 of 35 games (missed 2/15 to 3/1, 3/19 & 3/23 - injury)... 13.2 points (26th ACC), 5.5 assists (4th ACC, 33rd NCAA), 2.9 rebounds, 1.6 steals (9th ACC), 2.50 assist-to-turnover ratio (2nd ACC, 41st NCAA), 81.6% FTs (13th ACC), 2 double-doubles ... **GAME HIGHLIGHTS:** Had 10 points (4-7 FG, 2-3 3FG), 10 assists, 2 blocks, steal in win vs Stanford 2/1... Had 18 points (7-11 FG, 3-5 3FG), 10 assists, 2 steals, 2 rebounds, block in win at Miami 1/18... 24 points (6-7 FG, 2-2 3FG, 10-12 FT) with 7 assists, 5 rebounds, 2 steals vs Longwood 12/29... 18 points, 7 assists at Boston College 12/21... **GAME-WINNERS:** Right-wing 3FG with 0.4 left at Virginia for 54-52 win 1/15... 10-ft runner with 2.1 seconds left 79-77 win vs Cal Baptist 11/26... **HONORS:** All-ACC 3rd Tm... Acrisure Holiday Invitational MVP 11/27... **SMU SEASON RECORDS:** 155 asts (17th), 5.5 asts (14th), 2.50 ast/to (7th). **2023-24 (So. at Wake Forest):** Started all 35 games... ACC Co-Player of the Week on Jan. 8... 15.6 pts (2nd WF, 13th ACC), 3.5 asts (12th ACC), 1.4 stls (10th ACC)... 84.5% FTs (6th ACC), 46.4% FGs (11th ACC)... 20+ points 9 times... **GAME HIGHLIGHTS:** 31

2025-26 GAME-BY-GAME STATISTICS

Opponent	Date	GS	Min	FG	FGA	Pct	3FG	FGA	Pct	FT	FTA	Pct	Off	Def	Tot	Avg	PF	FO	A	TO	Blk	Stl	Pts	Avg
TARLETON ST.	11/03/25	*	28	4	9	.444	1	4	.250	11	11	1.000	0	3	3	3.0	4	0	5	1	0	1	20	20.0
A&M-CORPUS CHRISTI	11/06/25	*	35	2	14	.143	0	3	.000	10	12	.833	1	3	4	3.5	1	0	6	0	0	1	14	17.0
MURRAY ST.	11/11/25	*	36	9	13	.692	3	5	.600	7	8	.875	1	4	5	4.0	1	0	6	3	1	3	28	20.7
BUTLER	11/15/25	*	36	9	13	.692	1	2	.500	4	5	.800	0	1	1	3.3	5	1	12	7	0	3	23	21.3
ARK.-PINE BLUFF	11/18/25	*	30	4	8	.500	2	4	.500	5	5	1.000	0	4	4	3.4	2	0	10	2	0	3	15	20.0
ARKANSAS ST.	11/21/25	*	30	6	13	.462	2	6	.333	3	4	.750	0	0	0	2.8	2	0	6	2	0	7	17	19.5
RADFORD	11/24/25	*	38	5	9	.556	3	4	.750	12	12	1.000	0	1	1	2.6	1	0	10	2	0	1	25	20.3
at Mississippi St.	11/28/25	*	39	9	19	.474	5	9	.556	5	5	1.000	1	8	9	3.4	3	0	3	2	0	2	28	21.3
Totals			8	272	48	.490	17	37	.459	57	62	.919	3	24	27	3.4	19	1	58	19	1	21	170	21.3

Games played: 8
Minutes/game: 34.0
Points/game: 21.3
FG Pct: 49.0
3FG Pct: 45.9
FT Pct: 91.9

Rebounds/game: 3.4
Assists/game: 7.3
Turnovers/game: 2.4
Assist/turnover ratio: 3.1
Steals/game: 2.6
Blocks/game: 0.1

HIGHS	SEASON	CAREER	CONF. GAME	CONF. TOUR/POST
MINUTES	39, at Miss. St 11/28/25	45 (CM), at Ball St 2/8/22	45 (CM), at Ball St 2/8/22	40 (CM), vs Toledo 3/10/22 40 (WF), at Georgia 3/24/24
FG	9, Murray State 11/11/25 9, Butler 11/15/25 9, at Miss. St 11/28/25	11 (WF), Towson 11/17/23	10 (CM),Bowling Green 2/1/22 10 (WF), Miami (FL) 1/6/24 10 (WF), at W. Mich. 2/12/22	9 (WF), App St 9/20/24
FGA	19, at Miss. St 11/28/25	21 (CM), Ohio 2/10/22	21 (CM), Ohio 2/10/22	16 (CM), vs Toledo 3/10/22
3FG	5, at Miss. St 11/28/25	6 (CM), at Miami (OH) 2/24/22	6 (CM), at Miami (OH) 2/24/22	3 (WF), App St 9/20/24
3FGA	9, at Miss. St 11/28/25	9, at Miss. St 11/28/25	7 (CM), at Miami (OH) 2/24/22	5 (WF), App St 9/20/24
FT	12, Radford 11/24/25	15 (WF), at NC St 1/16/24	15 (WF), at NC St 1/16/24	10 (WF), App St 9/20/24
FTA	12, A&M-Corpus Christi 11/6/25 12, Radford 11/24/25	15 (WF), at NC St 1/16/24	15 (WF), at NC St 1/16/24	10 (WF), App St 9/20/24
REBOUNDS	9, at Miss. St 11/28/25	9, Florida A&M 11/7/24 9, at Miss. St 11/28/25	8 (WF), at Florida St 1/9/24	4 (CM), vs Toledo 3/10/22
ASSISTS	12, Butler 11/15/25	12 (CM),Bowling Green 2/1/22 12, Butler 11/15/25	12 (CM),Bowling Green 2/1/22	8 (CM), vs Toledo 3/10/22
BLOCKS	1, Murray State 11/11/25	2, Stanford 2/1/2512, Stanford 2/1/25		
STEALS	7, Arkansas St 11/21/25	7, Arkansas St 11/21/25	3 (CM), at Kent St 12/29/21 3 (CM), Ohio 2/10/22 3, Cal 1/29/25 3, Pitt 2/11/25	4 (WF), vs Pitt 3/14/24
POINTS	28, Murray State 11/11/25 28, at Miss. St 11/28/25	31 (WF), App St 9/20/24	27 (WF), Miami (FL) 1/6/24	31 (WF), App St 9/20/24
DOUBLE-DOUBLES				
1 - (CM), Bowling Green 2/1/22 (21 pts, 12 asts)			2 - (CM), at Ball St. 2/8/22 (18 pts, 10 asts)	
3 - at Miami 1/18/25 (18 pts, 10 asts)			4 - Stanford 2/1/25 (10 pts, 10 asts)	
5 - Butler 11/15/25 (23 pts, 12 asts)			6 - UAPB 11/18/25 (15 pts, 10 asts)	
7 - Radford 11/24/25 (25 pts, 10 asts)				

pts vs App State in NIT (9-14 FGs, 10-10 FTs)...22 pts, 6 rebs, 7 asts, 2 stls at Georgia 11/10...Win over Towson in the Shriner's Children Charleston Classic, 22 pts (11-17 FGs), 3 asts, 3 stls... 27 pts vs Miami 1/6... 21 pts, 8 rebs, 5 asts, 2 stls at Florida St 1/9.
2022-23 (Redshirt at Central Michigan): Preseason 2nd Team All-MAC...Played 4 of 31 games (injury)... 18.5 pts, 3.8 rebs, 5.3 asts, 51.9% FGs (27-52), 3-8 3FGs, 17-22 FTs.
2021-22 (Freshman at Central Michigan): All-MAC honorable mention...MAC All-Freshman... Led team in scoring (13.1), asts (139), stls (34)...15.2 pts in MAC games... MAC games only, 5.4 asts (1st MAC), 1.8 ast/to ratio (9th MAC), 15.2 pts (12th MAC), 36.0% 3FGs (15th MAC), 1.2 stls (16th MAC)...2 double-doubles.
High School: First Team All-Sunshine IAA at Victory Rock Prep in Bradenton, Fla....SIAA League Championship MVP...29 pts, 8 asts, 4 rebs in state final victory...First Grind Session All-Star MVP, 19 pts, 10 asts, 4 rebs, 3 stls in 110-98 Team White victory...Played AAU with E1T1 Elite under coach Steve Reece

CAREER STATISTICS

Year	GP	GS	Min	Avg	FG	FGA	Pct	3FG	FGA	Pct	FT	FTA	Pct	Off	Def	Tot	Avg	PF	FO	Ast	TO	Blk	Stl	Pts	Avg
2021-22*	30	28	989	33.0	144	342	.421	32	89	.360	74	95	.779	20	82	102	3.4	65	0	139	83	3	34	394	13.1
2022-23*	4	4	141	35.2	27	52	.519	3	8	.375	17	22	.773	5	10	15	3.8	8	0	21	18	0	3	74	18.5
2023-24*	35	35	1120	32.0	188	405	.464	38	103	.369	131	155	.845	16	82	98	2.8	67	0	124	88	1	50	545	15.6
2024-25	28	28	819	29.3	129	311	.415	31	91	.341	80	98	.816	10	70	80	2.9	59	0	155	62	8	44	369	13.2
2025-26	8	8	272	34.0	48	98	.490	17	37	.459	57	62	.919	3	24	27	3.4	19	1	58	19	1	21	170	21.3
TOTAL	36	36	1091	30.3	177	409	.433	48	128	.375	137	160	.856	13	94	107	3.0	78	1	213	81	9	65	539	15.0
All*	105	103	3341	31.8	536	1208	.444	121	328	.369	359	432	.831	54	268	322	3.1	218	1	497	270	13	152	1552	14.8

* Statistics from prior team/school

BOOPIE MILLER - 2

SMU Season Assists (150+) (Games Played) (Since 1971-72)

1	255	Billy Allen (So.), 1979-80 (28)
2	247	Butch Moore (Sr.), 1984-85 (33)
3	222	Butch Moore (Sr.), 1985-86 (29)
4	213	Billy Allen (Fr.), 1978-79 (24)
5	209	Kato Armstrong (Sr.), 1987-88 (35)
6	206	Michael Jaccar (Sr.), 1975-76 (28)
7	203	Carl Wright (So.), 1983-84 (33)
8	192	Butch Moore (Fr.), 1982-83 (30)
9	181	Nic Moore (So.), 2013-14 (37)
10	180	Gerald Lewis (Sr.), 1992-93 (27)
11	177	Carl Wright (Sr.), 1984-85 (33)
12	175	Nic Moore (Sr.), 2014-15 (34)
13	173	Kendric Davis (So.), 2019-20 (26)
14	167	Butch Moore (So.), 1983-84 (33)
15	159	Shake Milton (So.), 2016-17 (35)
16	156	Roderick Hampton (Sr.), 1990-91 (28)
17	155	Boopie Miller, 2024-25
18	154	Jon Killen (Sr.), 2007-08 (30)
19	152	Todd Alexander (Sr.), 1987-88 (35)
	152	Nic Moore (Sr.), 2015-16 (29)
21	151	Roderick Hampton (Sr.), 1989-90 (28)
	151	Jon Killen (Sr.), 2006-07 (31)

SMU Season Assists Average (5.0+) (Since 1971-72) (Assists/Games Played)

1	9.1	Billy Allen (So.), 1979-80 (255/28)
2	8.9	Billy Allen (Fr.), 1978-79 (213/24)
3	7.7	Butch Moore (Sr.), 1985-86 (222/29)
4	7.6	Kendric Davis (Sr.), 2020-21 (130/17)
5	7.5	Butch Moore (Sr.), 1984-85 (247/33)
6	7.4	Michael Jaccar (Sr.), 1975-76 (206/28)
7	6.7	Gerald Lewis (Sr.), 1992-93 (180/27)
	6.7	Kendric Davis (So.), 2019-20 (173/26)
9	6.4	Butch Moore (Fr.), 1982-83 (192/30)
10	6.2	Carl Wright (So.), 1983-84 (203-33)
11	6.0	Zachary Thiel (Sr.), 1972-73 (144/24)
	6.0	Kato Armstrong (Sr.), 1987-88 (209/35)
13	5.6	Roderick Hampton (Sr.), 1990-91 (156/28)
14	5.5	Boopie Miller (Sr.), 2024-25
15	5.4	Roderick Hampton (Sr.), 1989-90 (151/28)
	5.4	Carl Wright (Sr.), 1984-85 (177/33)
17	5.2	Nic Moore (Sr.), 2015-16 (152/29)
18	5.1	Scott Johnson (Sr.), 1986-87 (149/29)
	5.1	Kato Armstrong (So.), 1986-87 (142/28)
	5.1	Butch Moore (So.), 1983-84 (167/33)
	5.1	Jon Killen (Sr.), 2007-08 (154/30)
	5.1	Nic Moore (Sr.), 2014-15 (175/34)

SMU Career FT Pct. - 79.0%+ (min. 80 made)

1	88.4	Eric Longino (99-112), 1987-89
2	85.7	Kendric Davis (335-391), 2019-22
---	85.6	Boopie Miller (137-160), 2024-26
3	84.2	Robert Nyakundi (182-216), 2008-12
4	83.9	Charles Beasley (270-322), 1964-67
5	83.8	Nic Moore (301-359), 2013-16
6	82.9	Todd Alexander (121-146), 1987-89
	82.9	Jahmal McMurray (97-117), 2017-19
8	82.5	Chuck Harris (118-143), 2023-25
9	82.4	Larry Delzell (229-278), 1969-72
10	82.1	Larry Showalter (202-246), 1954-57
11	81.9	Chad Allen (131-160), 1990-94
12	81.8	Gene Phillips (540-660), 1968-71
13	81.6	James Thompson (284-348), 1960-63
14	81.1	Art Barnes (154-190), 1953-55
15	80.2	Hank Wendorf (101-126), 1962-65
16	80.1	Billy Allen (197-246), 1978-80
17	80.0	Richard Bryant (84-105), 1953-54
18	79.9	Gary Sibley (179-224), 1966-69
19	79.3	Jim Brockman (107-135), 1961-64
20	79.1	Shake Milton (200-253), 2015-18

SMU Single-Game Free Throw Pct. (Min. 10 MADE)

1	19-19	Gene Phillips, at Texas A&M, 2-2-1971
	17-17	James Thompson, Northwestern, 12-17-1962
	14-14	Bryan Hopkins, Boise St., 2-1-2003
	12-12	Quinton Ross, at Rice, 1-23-2003
	12-12	Boopie Miller, Radford, 11-24-2025 (W, 89-72)
	11-11	John Colborne, Texas A&M, 2-10-1990
	11-11	Boopie Miller, Tarleton State, 11-3-2025 (W, 96-76)
	10-10	Bamba Fall, UAB, 2-25-2006 (L, 73-68)
	10-10	Brian Morris, Long Island, 11-29-2005 (W, 74-62)
	10-10	Quinton Ross, Fresno St., 1-16-2003
	10-10	Jeryl Sasser, San Jose St., 1-4-2001
	10-10	Gordon Welch, Houston, 2-3-1981
	10-10	Jermyn Bracey, Creighton, 12-3-1994
	10-10	Robert Nyakundi, SE Missouri St, 12-29-2010 (W, 71-59)
	10-10	Jordan Tolbert, Hampton, 12-17-2015 (W, 105-72)
	10-10	Ben Moore, at Houston, 2-1-2016 (L, 71-68)
	10-10	Shake Milton, UMBC, 11-10-2017 (W, 78-67)
	10-10	Tyson Jolly, [20/19] Houston, 2-15-2020 (W, 73-72 ot)
	10-10	Kendric Davis, Washington St, 3-20-2022 (L, 75-63)
	10-10	Zhuric Phelps, East Carolina, 3-6-2024 (W, 80-77 ot)

Assists Avg. - 3.5+ (min. 35 games)

1	9.0	Billy Allen (468/52), 1978-80
2	6.6	Butch Moore (828/125), 1982-86
3	5.9	Kendric Davis (445/75), 2019-21
---	5.9	Boopie Miller, 2024-
4	5.6	Michael G. Jaccar (239/43), 1974-76
5	5.1	Nic Moore (508/100), 2013-16
6	4.8	Carl Wright (460/96), 1982-85
	4.8	Roderick Hampton (419/88), 1987-91
8	4.7	Zachary Thiel (363/78), 1971-74
9	4.4	Gerald Lewis (491/112), 1989-93
10	4.2	Kato Armstrong (403/95), 1985-89
11	4.0	Jeryl Sasser (469/117), 1997-01
12	3.9	Todd Alexander (45), 1987-89
	3.9	Shake Milton (337/87), 2015-18
14	3.8	Bryan Hopkins (396/105), 2002-06
	3.8	Jeremiah Samarrappas (250/66), 2010-12
16	3.7	Carlton McKinney (236/64), 1986-88
	3.7	Nick Russell (257/69), 2012-14
	3.7	Jimmy Whitt Jr. (233/63), 2017-19
19	3.6	Derek Williams (219/61), 2008-10
20	3.5	Troy Matthews (387/110), 1993-97
---	3.5	B.J. Edwards, 2023-

SMU Career Assist-To-Turnover Ratio (Min. 3.0 Assists Per Game)

	Ast/TO	Name	Seasons	Assists	Turnovers
---	2.63	Boopie Miller	2024-26	213	81
1	2.53	Scott Johnson	1983-87	334	132
2	2.38	Jimmy Whitt	2017-19	233	98
3	2.33	Kendric Davis	2019-22	445	191
4	2.32	Billy Allen	1978-80	468	202
---	2.28	B.J. Edwards	2023-26	269	118
5	2.13	Shake Milton	2015-18	337	158
6	2.12	Nic Moore	2013-16	508	240
7	2.11	Butch Moore	1982-86	828	392
8	2.00	Todd Alexander	1987-89	176	88

SMU Season Assist-To-Turnover Ratio (Min. 3.0 Assists Per Game)

	Ast/TO	Name	Season	Assists	Turnovers
1	3.64	Butch Moore	1985-86	222	61
2	3.17	Kendric Davis	2020-21	130	41
---	3.07	B.J. Edwards	2025-26	43	14
---	3.05	Boopie Miller	2025-26	58	19
3	2.92	Scott Johnson	1986-87	149	51
4	2.70	Jimmy Whitt	2018-19	119	44
5	2.70	Kendric Davis	2019-20	173	64
6	2.56	Shake Milton	2016-17	159	62
7	2.50	Boopie Miller	2024-25	155	62
8	2.49	Todd Alexander	1987-88	152	61
9	2.38	Billy Allen	1979-80	255	107
10	2.36	Rod Hampton	1990-91	156	66
11	2.35	Butch Moore	1984-85	247	105
12	2.30	Nic Moore	2015-16	152	66
13	2.24	Billy Allen	1978-79	213	95
14	2.11	Jimmy Whitt	2017-18	114	54
15	2.08	Nic Moore	2013-14	181	87
16	2.04	Carlton McKinney	1986-87	110	54
17	2.02	B.J. Edwards	2024-25	129	64
18	2.01	Nic Moore	2014-15	175	87

SMU Career Steals Avg. - 1.2+ (min. 35 games)

1	2.1	Bryan Hopkins (225/105), 2002-06
	2.1	Carl Wright (205/96), 1982-85
3	1.9	Gerald Lewis (209/112), 1989-93
---	1.8	B.J. Edwards, 2023-
---	1.8	Boopie Miller, 2024-
4	1.7	Carlton McKinney (111/64), 1986-88
	1.7	Jeryl Sasser (197/117), 1997-01
	1.7	Jemeil Rich (136/81), 1994-97
	1.7	Zhuric Phelps (158/95), 2021-24
8	1.6	Stephen Woods (179/112), 1996-00
	1.6	Jimmy Whitt Jr. (103/63), 2017-19
10	1.5	Willie Davis (160/109), 1997-01
	1.5	Paul McCoy (73/50), 2008-10
12	1.4	Roderick Hampton (127/88), 1987-91
	1.4	Todd Alexander (45), 1987-89
	1.4	Nic Moore (136/100), 2013-16
	1.4	Kendric Davis (106/75), 2019-22
16	1.3	Kato Armstrong (126/95), 1985-89
	1.3	Quinton Ross (153/119), 1999-03
18	1.2	Phil Hale (107), 1976-80
	1.2	Jon Killen (144/118), 2004-08
	1.2	Jeremiah Samarrappas (78/66), 2010-12
	1.2	Nick Russell (86/69), 2012-14
	1.2	Markus Kennedy (110/89), 2013-16
	1.2	Isiah Mike (72/62), 2018-20

SMU - Single-Game Steals

10	B.J. Edwards, Arkansas State, 11-21-2025
9	Bryan Hopkins, San Jose State, 2-10-2005
8	Willie Davis, [15] Tulsa, 3-4-2000
7	Jeryl Sasser, vs. UT-Pan Am, 12-29-2000
7	Bobby Dimson, at Tulsa, 2-28-1998
7	Stephen Woods, Prairie View A&M, 12-30-1996
7	Gerald Lewis, Houston, 1-30-1993
7	Gerald Lewis, Rice, 2-6-1993
7	Gerald Lewis, at Baylor, 2-26-1992
7	Nic Moore, Texas Southern, 11-26-2014
7	Zhuric Phelps, at Wichita St, 2-12-2023
7	Boopie Miller, Arkansas State, 11-21-2025



7
JERMAINE
O'NEAL JR
F, 6-5, 185, Fr.-HS
Southlake, Texas
Dynamic Prep

2025-26 (Freshman): Had 15 points (5-8 FG, 3-6 3FG, 2-2 FT) with 5 rebounds in the win vs UAPB 11/18... Had 2 points, 3 rebounds and a steal in SMU debut vs Tarleton State 11/3.

Prep: Four-star prospect from Dynamic Prep in Irving, Texas... Ranked No. 88 by ESPN, No. 111 by On3 and No. 126 by 247 Sports... As a senior, he averaged 14.5 points, 3.8 rebounds, 1.6 assists, 1.2 blocks and 0.9 steals as Dynamic Prep advanced to the Chipotle Nationals title game and was No. 1 in the final National Top 10 high school rankings... As a junior, averaged 13.0 points, 6.7 rebounds, 3.0 assists, 1.6 steals and 1.2 blocks as Dynamic Prep went 23-1 to finish ranked No. 16 nationally in the SCNext Top 25.... Part of SMU's 2025 high school signing class ranked as high as No. 4 nationally and overall signing class ranked as high as No. 15 nationally, both program bests.

NBA Family Ties: His father, Jermaine O'Neal Sr. had an 18-year NBA career after being selected by the Portland Trailblazers in the 1996 NBA Draft... He was a six-time NBA All-Star with the Indiana Pacers in a career that included time with Portland, Indiana, Toronto, Miami, Boston, Phoenix and Golden State.


HIGHS	SEASON	ACC GAME	CONF. TOUR/POST
MINUTES	19, Arkansas St 11/21/25		
FG	5, UAPB 11/18/25		
	5, Arkansas St 11/21/25		
FGA	9, Arkansas St 11/21/25		
3FG	3, UAPB 11/18/25		
3FGA	6, UAPB 11/18/25		
FT	2, UAPB 11/18/25		
FTA	2, UAPB 11/18/25		
	2, Radford 11/24/25		
REBOUNDS	5, UAPB 11/18/25		
ASSISTS	1, Murray State 11/11/25		
	1, Arkansas St 11/21/25		
	1, Radford 11/24/25		
	1, at Miss. St 11/28/25		
BLOCKS	1, Arkansas St 11/21/25		
STEALS	1, Tarleton St 11/3/25		
POINTS	15, UAPB 11/18/25		

2025-26 GAME-BY-GAME STATISTICS

Opponent	Date	GS	Min	FG	FGA	Pct	3FG	FGA	Pct	FT	FTA	Pct	Off	Def	Tot	Avg	PF	FO	A	TO	Blk	Stl	Pts	Avg
TARLETON ST.	11/03/25		14	1	2	.500	0	0	.000	0	0	.000	0	3	3	3.0	1	0	0	0	0	1	2	2.0
A&M-CORPUS CHRISTI	11/06/25		13	1	4	.250	1	2	.500	0	0	.000	1	3	4	3.5	0	0	0	0	0	0	3	2.5
MURRAY ST.	11/11/25		15	1	5	.200	0	1	.000	0	0	.000	1	2	3	3.3	2	0	1	2	0	0	2	2.3
BUTLER	11/15/25		7	0	0	.000	0	0	.000	0	0	.000	0	0	0	2.5	0	0	0	0	0	0	0	1.8
ARK.-PINE BLUFF	11/18/25		18	5	8	.625	3	6	.500	2	2	1.000	1	4	5	3.0	1	0	0	1	0	0	15	4.4
ARKANSAS ST.	11/21/25		19	5	9	.556	1	2	.500	0	0	.000	1	2	3	3.0	0	0	1	0	1	0	11	5.5
RADFORD	11/24/25		13	2	4	.500	1	3	.333	1	2	.500	0	1	1	2.7	0	0	1	2	0	0	6	5.6
at Mississippi St.	11/28/25		16	2	5	.400	2	4	.500	0	0	.000	0	0	0	2.4	0	0	1	1	0	0	6	5.6
Totals		0	115	17	37	.459	8	18	.444	3	4	.750	4	15	19	2.4	4	0	4	6	1	1	45	5.6

Games played: 8
Minutes/game: 14.4
Points/game: 5.6
FG Pct: 45.9
3FG Pct: 44.4
FT Pct: 75.0

Rebounds/game: 2.4
Assists/game: 0.5
Turnovers/game: 0.8
Assist/turnover ratio: 0.7
Steals/game: 0.1
Blocks/game: 0.1



5
JARON PIERRE JR.
G, 6-5, 210, Sr.-TR
New Orleans, La.
Jacksonville St /
Wichita St/Southern Miss
St. Augustine HS

2025-26 (Senior): Had 24 points, 6 rebounds, 2 assists and 2 blocks in the overtime win at Mississippi State 11/28... Totaled 15 points and a career-high 13 rebounds in the win vs Radford 11/24... Had 18 points, including the game-winning reverse layup with 4.2 seconds left, with 7 rebounds and 2 steals in the win vs Butler 11/15... Team-high 21 points (5-9 FG, 3-3 3FG, 8-10 FT) with 3 rebounds in SMU debut vs Tarleton State 11/3... **GAME-WINNER:** Hit a driving reverse layup with 4.2 seconds left in the 87-85 win vs Butler 11/15.

2024-25 (Jacksonville State): C-USA Player of the Year... Started all 36 games... averaged 21.6 points (1st C-USA, 4th NCAA), 5.5 rebounds, 3.8 assists (6th C-USA), 0.7 steals, 1.32 assist-to-turnover ratio (10th C-USA)... 38.2% 3FGs (3rd C-USA, 66th NCAA), 2.9 made 3FGs (3rd C-USA, 46th NCAA), 81.0% FTs (6th C-USA)... 2-time C-USA Player of the Week, Lute Olson Player of the Week (Feb. 10), Oscar Robertson Player of the Week (Nov. 18), Lou Henson Player of the Week (Nov. 18).

2022-23 (Wichita State): Played 31 games (22) starts...10.6 points, 3.0 rebounds, 1.2 assists...made a team-high 50 three-pointers on 28.2% accuracy... Scored in double-figures 14 times and led the scoring on six occasions... Twice topped the 20-point barrier highlighted by a 28-point explosion at Tulane (Feb. 26) in front of friends and family in his hometown of New Orleans. He was 9-of-17 from the field including 5-of-12 from deep... Averaged a team-high 12.8 points in six December games, boosted by a 20-point effort against Longwood (Dec. 10).

2020-22 (Southern Miss): Played two seasons for the Golden Eagles, averaging 10.0 points and 2.2 threes on 33.7 percent accuracy during the 2021-22 campaign...made Conference USA's All-Freshman team in 2020-21 when he started 16 games and aver-

HIGHS	SEASON	CAREER	CONF. GAME	CONF. TOUR/POST
MINUTES	39, at Miss. St 11/28/25	46 (JS), at FIU 3/1/25	46 (JS), at FIU 3/1/25	40 (JS), vs MTSU 3/14/25 40 (JS), at UC Irvine 3/23/25
FG	11, at Miss. St 11/28/25	13 (JS), MTSU 2/6/25	13 (JS), MTSU 2/6/25	11 (JS), at Ga. Tech 3/18/25
FGA	21, at Miss. St 11/28/25	24 (JS), MTSU 2/6/25	24 (JS), MTSU 2/6/25	18 (JS), at Ga. Tech 3/18/25
3FG	3, Tarleton St 11/3/25	10 (JS), MTSU 2/6/25	10 (JS), MTSU 2/6/25	5 (JS), at Ga. Tech 3/18/25
3FGA	7, UAPB 11/18/25	18 (SM), Rice 1/29/22	18 (SM), Rice 1/29/22	10 (JS), at Ga. Tech 3/18/25
FT	8, Tarleton St 11/3/25	10 (JS), New Mexico St 2/20/25	10 (JS), New Mexico St 2/20/25	6 (JS), vs Liberty 3/15/25
FTA	10, Tarleton St 11/3/25	11 (JS), East Carolina 11/21/24	11 (JS), at La. Tech 2/25/25	7 (JS), vs Liberty 3/15/25
		11 (JS), at La. Tech 2/25/25	11 (JS), New Mexico St 2/20/25	
		11 (JS), New Mexico St 2/20/25		
REBOUNDS	13, Radford 11/24/25	13, Radford 11/24/25	10 (SM), MTSU 1/15/21	11 (JS), vs FIU 3/12/25 11 (JS), at UC Irvine 3/23/25
ASSISTS	4, UAPB 11/18/25	10 (JS), Fort Valley St 12/30/24	7 (JS), La. Tech 1/16/25	7 (JS), at Ga. Tech 3/18/25
BLOCKS	2, at Miss. St 11/28/25	2 (SM), SE Baptist 1/19/22	2 (JS), at MTSU 1/11/25	2 (JS), vs FIU 3/12/25
		2 (JS), at MTSU 1/11/25		
		2 (JS), vs FIU 3/12/25		
		2, at Miss. St 11/28/25		
STEALS	2, Murray State 11/11/25	3 (SM), at Rice 2/6/21	3 (SM), at Rice 2/6/21	3 (JS), at Ga. Tech 3/18/25
	2, Butler 11/15/25	3 (SM), at La. Tech 1/13/22	3 (SM), at La. Tech 1/13/22	
	2, Arkansas St 11/21/25	3 (SM), North Texas 1/27/22	3 (SM), North Texas 1/27/22	
		3 (JS), at Ga. Tech 3/18/25		
POINTS	24, at Miss. St 11/28/25	36 (JS), MTSU 2/6/25	36 (JS), MTSU 2/6/25	30 (JS), at Ga. Tech 3/18/25
DOUBLE-DOUBLES				
1 - (SM), South Alabama 12/12/20 (25 pts, 10 rebs)				
2 - (SM), MTSU 1/15/21 (24 pts, 10 rebs)				
3 - (JS), Columbia International 12/2/24 (30 pts, 10 rebs)				
4 - (JS), Fort Valley State 12/30/24 (29 pts, 10 asts)				
5 - (JS), vs FIU 3/12/25 (19 pts, 11 rebs)				
6 - (JS), at UC Irvine 3/23/25 (15 pts, 11 rebs)				
7 - Radford 11/24/25 (15 pts, 13 rebs)				

aged 8.8 points, 3.5 rebounds and 1.1 steals...scored a career-high 29 points on 7-of-18 three-point shooting in a Jan. 29, 2022 game against Rice

Prep: 3-star, ranked No. 4 in Louisiana and No. 240 nationally by MaxPreps... Class 5A First Team All-State for St. Augustine HS... Averaged 27 points, 7 rebounds, 4 assists and 2 steals as a senior as team finished 31-2 and advanced to the state title game in Division I (largest of Louisiana's 4 private school classifications)... Career bests include nine three-pointers in a Dec. 2018 win over Thibodaux... Also ran cross country.

Personal: Born July of 2002...mother is Lorraine Thomas...has three siblings: Calvin Taylor, Jahan Pierre and Niela Kiesley.

2025-26 GAME-BY-GAME STATISTICS

Opponent	Date	GS	Min	FG	FGA	Pct	3FG	FGA	Pct	FT	FTA	Pct	Off	Def	Tot	Avg	PF	FO	A	TO	Blk	Stl	Pts	Avg	
TARLETON ST.	11/03/25		29	5	9	.556	3	3	1.000	8	10	.800	0	3	3	3.0	1	0	0	0	0	0	21	21.0	
A&M-CORPUS CHRISTI	11/06/25		29	5	12	.417	2	5	.400	0	0	.000	0	6	6	4.5	3	0	1	1	1	1	12	16.5	
MURRAY ST.	11/11/25	*	25	5	15	.333	2	4	.500	7	8	.875	1	4	5	4.7	5	1	2	3	1	2	19	17.3	
BUTLER	11/15/25	*	34	8	16	.500	1	5	.200	1	2	.500	3	4	7	5.3	3	0	0	3	0	2	18	17.5	
ARK.-PINE BLUFF	11/18/25	*	27	8	14	.571	2	7	.286	5	9	.556	1	6	7	5.6	0	0	4	0	0	0	23	18.6	
ARKANSAS ST.	11/21/25	*	29	6	16	.375	0	6	.000	3	5	.600	0	4	4	5.3	0	0	3	1	0	2	15	18.0	
RADFORD	11/24/25	*	35	5	13	.385	2	6	.333	3	3	1.000	2	11	13	6.4	1	0	1	1	1	1	15	17.6	
at Mississippi St.	11/28/25	*	39	11	21	.524	1	5	.200	1	1	1.000	0	6	6	6.4	3	0	2	2	2	0	24	18.4	
Totals			6	247	53	116	.457	13	41	.317	28	38	.737	7	44	51	6.4	16	1	13	11	5	8	147	18.4

Games played: 8
Minutes/game: 30.9
Points/game: 18.4
FG Pct: 45.7
3FG Pct: 31.7
FT Pct: 73.7

Rebounds/game: 6.4
Assists/game: 1.6
Turnovers/game: 1.4
Assist/turnover ratio: 1.2
Steals/game: 1.0
Blocks/game: 0.6

CAREER STATISTICS

Year	GP	GS	Min	Avg	FG	FGA	Pct	3FG	FGA	Pct	FT	FTA	Pct	Off	Def	Tot	Avg	PF	FO	Ast	TO	Blk	Stl	Pts	Avg
2020-21*	24	16	586	24.4	78	202	.386	31	92	.337	24	32	.750	9	76	85	3.5	39	0	37	52	4	27	211	8.8
2021-22*	27	15	743	27.5	96	279	.344	60	178	.337	19	25	.760	10	75	85	3.2	46	1	38	57	2	17	271	10.0
2022-23*	31	22	872	28.1	127	326	.390	50	177	.283	26	36	.722	17	76	93	3.0	50	0	37	46	7	16	330	10.6
2024-25*	36	36	1355	37.6	266	628	.424	104	272	.382	141	174	.810	24	175	199	5.5	54	1	136	103	13	24	777	21.6
2025-26	8	6	247	30.9	53	116	.457	13	41	.317	28	38	.737	7	44	51	6.4	16	1	13	11	5	8	147	18.4
All*	126	95	3803	30.2	620	1551	.400	258	760	.339	238	305	.780	67	446	513	4.1	205	3	261	269	31	92	1736	13.8

* Statistics from prior team/school



1
CHANCE
PURYEAR
F, 6-7, 210, Fr.-RS
Dallas, Texas
Carter HS

2025-26 (Freshman): Scored first career point in the win vs UAPB 11/18.

2024-25: Redshirted

HIGHS	SEASON	CONF. GAME	CONF. TOUR./POST
MINUTES	6, UAPB 11/18/25		
FG			
FGA	1, UAPB 11/18/25		
3FG			
3FGA			
FT	1, UAPB 11/18/25		
FTA	2, UAPB 11/18/25		
REBOUNDS	1, Butler 11/15/25		
	1, UAPB 11/18/25		
ASSISTS			
BLOCKS	1, Butler 11/15/25		
STEALS			
POINTS	1, UAPB 11/18/25		

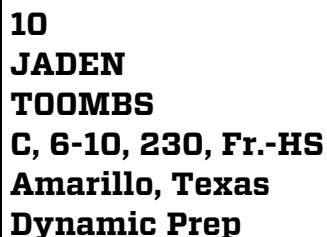
Prep: He was a shooting forward for Carter High School in Dallas. As a senior, he helped Carter to a 31-6 record and a run to the UIL Region II final. He was named TABC 4A All-State, District 13-4A Player of the Year and a 2024 McDonald's All-American Game Southwest Nominee. He became the 11th player in Carter history to score 1,000 career points. As a junior, he averaged 14 points, nine rebounds and three assists as Carter went 31-4 and reached the UIL 4A Regional Finals. He was the district 12-4A Freshman of the Year and Sophomore of the Year as well as a member of the DISD Teen School Board. He is a three-star signee who was ranked as high as No. 12 overall in Texas and 34th nationally at his position. He played for the Southern Assault AAU program.

2025-26 GAME-BY-GAME STATISTICS

Opponent	Date	GS	Min	FG	FGA	Pct	3FG	FGA	Pct	FT	FTA	Pct	Off	Def	Tot	Avg	PF	FO	A	TO	Blk	Stl	Pts	Avg	
TARLETON ST.	11/03/25		4	0	0	.000	0	0	.000					0	0	0.0	1	0	0	1	0	0	0	0.0	
A&M-CORPUS CHRISTI	11/06/25		DNP																						
MURRAY ST.	11/11/25		DNP																						
BUTLER	11/15/25		0	0	0	.000	0	0	.000	0	0	.000	0	1	1	0.5	0	0	0	0	1	0	0	0.0	
ARK.-PINE BLUFF	11/18/25		6	0	1	.000	0	0	.000	1	2	.500	0	1	1	0.7	2	0	0	0	0	0	1	0.3	
ARKANSAS ST.	11/21/25		1	0	0	.000	0	0	.000	0	0	.000	0	0	0	0.5	0	0	0	0	0	0	0	0.3	
RADFORD	11/24/25		4	0	0	.000	0	0	.000	0	0	.000	0	0	0	0.4	1	0	0	2	0	0	0	0.2	
at Mississippi St.	11/28/25		DNP																						
Totals			0	15	0	1	.000	0	0	.000	1	2	.500	0	2	2	0.4	4	0	0	3	1	0	1	0.2

Games played: 5
Minutes/game: 3.0
Points/game: 0.2
FG Pct: 0.0
FT Pct: 50.0

Rebounds/game: 0.4
Turnovers/game: 0.6
Blocks/game: 0.2




2025-26 (Freshman): Had 6 points, 6 rebounds and 2 assists in 11 minutes in SMU debut as the Mustangs won in overtime at Mississippi State 11/28.

Footer

Opponent	Date	GS	Min	FG	FGA	Pct	3FG	FGA	Pct	FT	FTA	Pct	Off	Def	Tot	Avg	PF	FO	A	TO	Blk	Stl	Pts	Avg	
TARLETON ST.	11/03/25		DNP																						
A&M-CORPUS CHRISTI	11/06/25		DNP																						
MURRAY ST.	11/11/25		DNP																						
BUTLER	11/15/25		DNP																						
ARK.-PINE BLUFF	11/18/25		DNP																						
ARKANSAS ST.	11/21/25		DNP																						
RADFORD	11/24/25		DNP																						
at Mississippi St.	11/28/25		11	2	3	.667	0	0	.000	2	3	.667	3	3	6	6.0	1	0	2	0	0	0	6	6.0	
Totals			0	11	2	3	.667	0	0	.000	2	3	.667	3	3	6	6.0	1	0	2	0	0	0	6	6.0

Rebounds/game: 6.0
Assists/game: 2.0
Assist/turnover ratio: 99.9



31
TREY
UTTER
G, 6-0, 175, SR-2L
Argyle, Texas
Argyle HS

2025-26 (Senior): Season debut in the win vs UAPB 11/18.

2024-25 (Junior): Played in 5 games, including 2 ACC games and the ACC Tournament win vs Syracuse 3/12.

2023-24 (Sophomore): Played in 7 games.... **GAME HIGHLIGHTS:**
Played 2 minutes, hitting 1-2 FTs in the win vs Tulsa 1/20... First career points on a FG in the win vs Texas A&M-Commerce 12/3.

Summer 2023 (SMU 3-0 in Spain): Played in the last two games, scoring two points in his first appearance in the victory in Valencia.

2022-23 (Freshman): Played in 2 games...Made his SMU debut in the AAC-opening win vs Tulsa 1/1... **AWARDS:** AAC All-Academic Team.

Prep: Played at Argyle High School in Argyle, Texas... As a senior, he started all 38 games and averaged eight points and five assists per game while hitting 40% from three... He was the 4A Defensive Player of Year and had a school record 34 charges taken as Argyle finished 31-7 after a run to the regional tournament... As a junior, he played in all 32 games in helping Argyle win the Texas UIL 4A State Championship with a record of 31-1... He was all-district second team while hitting 47% from three.

HIGHS	SEASON	CAREER	CONF. GAME	CONF. TOUR./POST
MINUTES	2, UAPB 11/18/25	2, W. Illinois 11/8/23 2, HCU 12/19/23 2, Tulsa 1/20/24 2, UAPB 11/18/25	2, Tulsa 1/20/24	1, vs Syracuse 3/12/25
FG		1, A&M-Commerce 12/3/23		
FGA		1, A&M-Commerce 12/3/23		
3FG				
3FGA				
FT		1, Tulsa 1/20/24	1, Tulsa 1/20/24	
FTA		2, Tulsa 1/20/24	2, Tulsa 1/20/24	
REBOUNDS				
ASSISTS		1, Tarleton St 11/4/24		
BLOCKS				
STEALS				
POINTS		2, A&M-Commerce 12/3/23	1, Tulsa 1/20/24	


2025-26 GAME-BY-GAME STATISTICS

Opponent	Date	GS	Min	FG	FGA	Pct	3FG	FGA	Pct	FT	FTA	Pct	Off	Def	Tot	Avg	PF	FO	A	TO	Blk	Stl	Pts	Avg
TARLETON ST.	11/03/25		DNP																					
A&M-CORPUS CHRISTI	11/06/25		DNP																					
MURRAY ST.	11/11/25		DNP																					
BUTLER	11/15/25		DNP																					
ARK.-PINE BLUFF	11/18/25		2	0	0	.000	0	0	.000	0	0	.000	0	0	0	0.0	0	0	0	0	0	0	0	0.0
ARKANSAS ST.	11/21/25		DNP																					
RADFORD	11/24/25		DNP																					
at Mississippi St.	11/28/25		DNP																					
Totals			0	2	0	0	.000	0	0	.000	0	0	.000	0	0	0	0.0	0	0	0	0	0	0	0.0

Games played: 1
Minutes/game: 2.0

CAREER STATISTICS

Year	GP	GS	Min	Avg	FG	FGA	Pct	3FG	FGA	Pct	FT	FTA	Pct	Off	Def	Tot	Avg	PF	FO	Ast	TO	Blk	Stl	Pts	Avg
2022-23	2	0	1	0.5	0	0	.000	0	0	.000	0	0	.000	0	0	0	0.0	0	0	0	0	0	0	0	0.0
2023-24	7	0	10	1.4	1	1	1.000	0	0	.000	1	2	.500	0	0	0	0.0	0	0	0	0	0	0	3	0.4
2025-26	1	0	2	2.0	0	0	.000	0	0	.000	0	0	.000	0	0	0	0.0	0	0	0	0	0	0	0	0.0
TOTAL	15	0	17	1.1	1	1	1.000	0	0	.000	1	2	.500	0	0	0	0.0	0	0	1	0	0	0	3	0.2



22
NIGEL
WALLS
F, 6-10, 200, Fr.-HS
Houston, Texas
St. Francis Episcopal

2025-26 (Freshman): Had 4 blocks, a steal, an assist and a rebound in 13 minutes in the win vs UAPB 11/18.

HIGHS	SEASON	CAREER	CONF. GAME	CONF. TOUR./POST
MINUTES	13, UAPB 11/18/25			
FG				
FGA	1, UAPB 11/18/25			
3FG				
3FGA				
FT				
FTA				
REBOUNDS	1, UAPB 11/18/25 1, Radford 11/24/25			
ASSISTS	1, UAPB 11/18/25			
BLOCKS	4, UAPB 11/18/25			
STEALS	1, UAPB 11/18/25 1, Arkansas St 11/21/25			
POINTS				

Prep: Four-star prospect from St. Francis Episcopal in Houston... Ranked No. 62 by ESPN, No. 57 by On3 and No. 58 by 247 Sports... As a senior, averaged 13.3 points, 7.1 rebounds, 2.4 blocks, 2.2 assists and 1.4 steals as St. Francis Episcopal went 29-8 and won the TAPPS 4A State Championship...In the summer of 2024, Walls averaged 6.8 points, 3.7 rebounds and 1.3 assists in 21.4 minutes in 15 games for JL3 Elite in the Nike EYBL... As a junior at St. Francis Episcopal, he averaged 13.6 points, 8.7 rebounds, 2.3 blocks, 2.0 assists and 1.2 steals... Part of SMU's 2025 high school signing class ranked as high as No. 4 nationally and overall signing class ranked as high as No. 15 nationally, both program bests.

2025-26 GAME-BY-GAME STATISTICS

Opponent	Date	GS	Min	FG	FGA	Pct	3FG	FGA	Pct	FT	FTA	Pct	Off	Def	Tot	Avg	PF	FO	A	TO	Blk	Stl	Pts	Avg
TARLETON ST.	11/03/25		3	0	0	.000	0	0	.000	0	0	.000	0	0	0	0.0	2	0	0	1	0	0	0	0.0
A&M-CORPUS CHRISTI	11/06/25		1	0	0	.000	0	0	.000	0	0	.000	0	0	0	0.0	1	0	0	0	0	0	0	0.0
MURRAY ST.	11/11/25		DNP																					
BUTLER	11/15/25		DNP																					
ARK.-PINE BLUFF	11/18/25		13	0	1	.000	0	0	.000	0	0	.000	0	1	1	0.3	1	0	1	0	4	1	0	0.0
ARKANSAS ST.	11/21/25		5	0	0	.000	0	0	.000	0	0	.000	0	0	0	0.3	3	0	0	0	0	1	0	0.0
RADFORD	11/24/25		1	0	0	.000	0	0	.000	0	0	.000	0	1	1	0.4	0	0	0	1	0	0	0	0.0
at Mississippi St.	11/28/25		DNP																					
Totals		0	23	0	1	.000	0	0	.000	0	0	.000	0	2	2	0.4	7	0	1	2	4	2	0	0.0

Games played: 5
Minutes/game: 4.6
FG Pct: 0.0

Rebounds/game: 0.4
Assists/game: 0.2
Turnovers/game: 0.4
Assist/turnover ratio: 0.5
Steals/game: 0.4
Blocks/game: 0.8



4
SAM WALTERS
F, 6-9, 230, Jr.-TR
The Villages, Fla.
Michigan / Alabama
Villages Charter School

2025-26 (Junior): Scored 5 points (2-2 FG, 1-1 3FG) with a rebound in the win over Murray State 11/11.

2024-25 (Sophomore at Michigan): Played in 23 games (Missed final 14 games due to injury)... Averaged 5.0 points and 1.6 rebounds while hitting 36.6% on threes... Five double-figure scoring games... Totaled 13 assists, 4 blocks, and 2 steals...Michigan won the Big Ten Tournament and reached the NCAA Sweet 16...**GAME HIGHLIGHTS:** Scored a season-best 13 points (2x): Tarleton State 11/21, Western Kentucky 12/29... Season-best four rebounds (4x)... Made a season-high three three-pointers (3x): Wake Forest 11/10, Tarleton State 11/21, Washington 1/12... Career-high 4 assists vs Purdue Fort Wayne.

2023-24 (Freshman at Alabama): Played in all 37 games as Alabama made the NCAA Final Four ... Averaged 5.4 points and 2.4 rebounds... Shot 39.4% on threes (39-99)... Seven double-figure scoring games and six 5-plus rebound games...Had 15 assists, nine blocks and eight steals... **GAME HIGHLIGHTS:** 16 points against South Alabama 11/14... Career-best eight rebounds against Texas A&M 2/17... Career-high four threesagainst Florida 2/21... Career-best three steals against Eastern Kentucky 12/23

Prep: Consensus Top 100 recruit: ESPN (No. 54), Rivals (No. 51) and 247 Sports (No. 57)... Prepped at Village Charter School (Colt McDowell) as well as at Montverde Academy (Kevin Boyle)... After playing at Village Charter (2019-20), he headed to Montverde Academy as a sophomore (2020-21); transferring back to Village Charter for his final two prep seasons (2021-23)... In 88 games at Village Charter: 1,598 points (18.2 ppg) and 711 rebounds (8.1 rpg)... Helped Buffalo to three 20-plus win seasons and 65-24 overall record... As a senior (2022-23), averaged 23.0 points, 9.9 rebounds, and 2.3 assists... As a junior (2021-22), averaged 24.6 points, 9.9 rebounds and 1.6 assists... Made 141 three-point field goals; shooting 39.5 percent... Back-to-back 60-plus three-

HIGHS	SEASON	CAREER	CONF. GAME	CONF. TOUR/POST
MINUTES	18, A&M-Corpus Christi 11/6/25	23 (UM), Cleveland St 11/4/24 23 (UM), W. Ky. 12/29/24	21 (UM) at UCLA 1/7/25	15(UA),v N. Carolina 3/28/24
FG	2, Murray State 11/11/25	5 (UA), Florida 2/21/24 5 (UM), Tarleton St 11/21/24	5 (UA), Florida 2/21/24	2, 3 times
FGA	4, A&M-Corpus Christi 11/6/25 4, Butler 11/15/25	11 (UA), Mississippi St 2/3/24	11 (UA), Mississippi St 2/3/24	6(UA),v Grand Canyon 3/24/24
3FG	1, Murray State 11/11/25 1, UAPB 11/18/25	4 (UA), Florida 2/21/24	4 (UA), Florida 2/21/24	2 (UA), vs Florida 3/15/24
3FGA	2, A&M-Corpus Christi 11/6/25	7 (UA), Florida 2/21/24	7 (UA), Florida 2/21/24	5(UA),v Grand Canyon 3/24/24
FT		6 (UA), vs Arizona 12/20/23	3 (UA), Tennessee 3/2/24 3 (UM), Washington 1/12/25	4 (UA), v Charleston 3/22/24
FTA	1, A&M-Corpus Christi 11/6/25	8 (UA), vs Arizona 12/20/23	5 (UM), Washington 1/12/25	5 (UA), v Charleston 3/22/24
REBOUNDS	3, Butler 11/15/25	8 (UA), Texas A&M 2/17/24	8 (UA), Texas A&M 2/17/24	2, twice
ASSISTS	3, A&M-Corpus Christi 11/6/25	4 (UM) Purdue FW 12/22/24	2 (UA), Mississippi St 2/3/24	1 (UA), v N. Carolina 3/28/24
BLOCKS	1, A&M-Corpus Christi 11/6/25	2 (UA), at Auburn 2/7/24 2 (UA), Florida 2/21/24	2 (UA), at Auburn 2/7/24 2 (UA), Florida 2/21/24	1(UA),vGrand Canyon 3/24/24
STEALS	1, Butler 11/15/25	2 (UA), at Creighton 12/16/23	1, 3 times	
POINTS	5, Murray State 11/11/25	16 (UA), S. Alabama 11/14/23	14 (UA), Florida 2/1/24	9(UA),v Charleston 3/22/24

pointers (122) in his final two seasons (62 & 60, respectively)... Finished career 51.4% from field (556-1080) and 84.6% on free throws (345-408)... As a sophomore at Montverde Academy, helped the Eagles to a 24-1 record, the No. 1 prep ranking, and the second straight Geico Prep Nationals title.

2025-26 GAME-BY-GAME STATISTICS

Opponent	Date	GS	Min	FG	FGA	Pct	3FG	FGA	Pct	FT	FTA	Pct	Off	Def	Tot	Avg	PF	FO	A	TO	Blk	Stl	Pts	Avg
TARLETON ST.	11/03/25	*	8	0	2	.000	0	1	.000	0	0	.000	1	0	1	1.0	5	1	0	1	0	0	0	0.0
A&M-CORPUS CHRISTI	11/06/25	*	18	1	4	.250	0	2	.000	0	1	.000	0	2	2	1.5	0	0	3	1	1	0	2	1.0
MURRAY ST.	11/11/25		14	2	2	1.000	1	1	1.000	0	0	.000	1	0	1	1.3	2	0	0	0	0	5	2.3	
BUTLER	11/15/25		13	0	4	.000	0	2	.000	0	0	.000	2	1	3	1.8	0	0	0	1	0	1	0	1.8
ARK.-PINE BLUFF	11/18/25		2	1	1	1.000	1	1	1.000	0	0	.000	0	1	1	1.6	0	0	0	1	0	0	3	2.0
ARKANSAS ST.	11/21/25	DNP																						
RADFORD	11/24/25	DNP																						
at Mississippi St.	11/28/25	DNP																						
Totals			2	55	4	13	.308	2	7	.286	0	1	.000	4	4	8	1.6	7	1	3	4	1	10	2.0

Games played: 5
Minutes/game: 11.0
Points/game: 2.0
FG Pct: 30.8
3FG Pct: 28.6
FT Pct: 0.0

Rebounds/game: 1.6
Assists/game: 0.6
Turnovers/game: 0.8
Assist/turnover ratio: 0.8
Steals/game: 0.2
Blocks/game: 0.2

CAREER STATISTICS

Year	GP	GS	Min	Avg	FG	FGA	Pct	3FG	FGA	Pct	FT	FTA	Pct	Off	Def	Tot	Avg	PF	FO	Ast	TO	Blk	Stl	Pts	Avg
2023-24*	37	0	455	12.3	64	150	.427	39	99	.394	33	40	.825	19	69	88	2.4	53	4	15	17	9	8	200	5.4
2024-25*	23	0	291	12.7	37	87	.425	26	71	.366	14	19	.737	8	29	37	1.6	27	0	13	7	4	2	114	5.0
2025-26	5	2	55	11.0	4	13	.308	2	7	.286	0	1	.000	4	4	8	1.6	7	1	3	4	1	1	10	2.0
All*	65	2	801	12.3	105	250	.420	67	177	.379	47	60	.783	31	102	133	2.0	87	5	31	28	14	11	324	5.0

* Statistics from prior team/school



3
COREY WASHINGTON
F, 6-6, 190, Sr.-TR
Little Rock, Ark.
Wichita State /
Saint Peter's
Sylvan Hills HS

2025-26 (Senior): Had 12 points, 10 rebounds and 2 assists in the overtime win at Mississippi State 11/28... Totaled 21 points, 12 rebounds, 3 blocks and 2 steals in the win over Radford 11/24... Had 16 points (7-9 FGs), 4 rebounds and 2 steals in season-openeing win vs Tarleton St 11/3.

2024-25 (Junior at Wichita State): Played all 34 games (33 starts)... Second on the team in scoring (13.7 ppg), rebounding (7.5 rpg), double-doubles (9) and steals (34)... Five games with 20+ points... HONORS: Second Team All-AAC... One of five Oscar Robertson National Players of the Week on Feb. 18... American Player of the Week on Feb. 17... American Weekly Honor Roll 3 times (Nov. 25, Dec. 9, Feb. 10)... GAME HIGHLIGHTS: Double-double of 21 points and 11 rebounds in the NIT at Oklahoma State 3/18... 21 points in AAC 2nd rnd win vs. USF 3/13... Scored 1,000th career point on March 3 at North Texas... Season-high 24 points to go with 11 rebounds, 3 blocks and 2 steals vs. UAB 2/27... Fueled WSU to a win over #14 Memphis 2/16 behind 18 points and 15 rebounds... Grabbed his sixth double-double with 17 points and 12 rebounds vs. UTSA 2/12...Fifth double-double behind a season-high 21 points and 10 rebounds at Charlotte 2/4... Fourth double-double came against ECU 1/18 behind 19 points and a career-high 18 rebounds... 15 points, 11 rebounds and a career-high 5 steals vs. USF 1/6... 18 points and 10 rebounds vs. Kansas State 12/21 ... 17 points and 13 rebounds vs. ETSU 12/7... 20 points and 8 rebounds in win over Monmouth 11/18... Scored all of his team-high 19 points in second half vs. Northern Iowa 11/14.
2022-24 (Saint Peter's): 54 games (47 starts) in two years at Saint Peter's... All-MAAC Rookie Team as a freshman after averaging 6.8 points and 4.9 rebounds...Sophomore season his numbers increased in every category, including 15.9 points and 6.3 rebounds

2025-26 GAME-BY-GAME STATISTICS

Opponent	Date	GS	Min	FG	FGA	Pct	3FG	FGA	Pct	FT	FTA	Pct	Off	Def	Tot	Avg	PF	FO	A	TO	Blk	Stl	Pts	Avg
TARLETON ST.	11/03/25	*	33	7	9	.778	1	3	.333	1	1	1.000	2	2	4	4.0	2	0	1	2	0	2	16	16.0
A&M-CORPUS CHRISTI	11/06/25	*	29	3	8	.375	0	2	.000	7	7	1.000	3	5	8	6.0	2	0	1	3	1	0	13	14.5
MURRAY ST.	11/11/25	*	30	5	9	.556	0	1	.000	7	8	.875	4	7	11	7.7	4	0	1	0	0	1	17	15.3
BUTLER	11/15/25	*	28	2	4	.500	1	1	1.000	3	4	.750	1	5	6	7.3	3	0	1	0	0	2	8	13.5
ARK.-PINE BLUFF	11/18/25	*	22	5	7	.714	1	2	.500	4	4	1.000	0	4	4	6.6	1	0	0	2	1	1	15	13.8
ARKANSAS ST.	11/21/25	*	31	5	8	.625	2	3	.667	1	1	1.000	4	2	6	6.5	1	0	1	0	0	4	13	13.7
RADFORD	11/24/25	*	32	8	13	.615	3	7	.429	2	4	.500	5	7	12	7.3	3	0	0	4	3	2	21	14.7
at Mississippi St.	11/28/25	*	41	3	9	.333	0	5	.000	6	8	.750	5	5	10	7.6	4	0	2	2	0	0	12	14.4
Totals			8	246	38	.67	8	24	.333	31	37	.838	24	37	61	7.6	20	0	7	13	5	12	115	14.4

Games played: 8
Minutes/game: 30.8
Points/game: 14.4
FG Pct: 56.7
3FG Pct: 33.3
FT Pct: 83.8

Rebounds/game: 7.6
Assists/game: 0.9
Turnovers/game: 1.6
Assist/turnover ratio: 0.5
Steals/game: 1.5
Blocks/game: 0.6

HIGHS	SEASON	CAREER	CONF. GAME	CONF. TOUR/POST
MINUTES	41, at Miss. St 11/28/25	42 (WS), Memphis 2/16/25	42 (WS), Memphis 2/16/25	37 (SP), vs Fairfield 3/16/24
FG	8, Radford 11/24/25	10(SP),at Mt St Mary's 2/23/24	10(SP),at Mt St Mary's 2/23/24	9 (SP), vs Fairfield 3/16/24 9 (WS), at Okla. St. 3/18/25
FGA	13, Radford 11/24/25	25 (WS),East Carolina 1/18/25	25 (WS),East Carolina 1/18/25	16 (WS), vs USF 3/13/25 16 (WS), at Okla. St. 3/18/25
3FG	3, Radford 11/24/25	4 (WS), vs USF 3/13/25	2, 5 times	4 (WS), vs USF 3/13/25
3FGA	7, Radford 11/24/25	7 (SP), Siena 2/16/24	7 (SP), Siena 2/16/24	6 (WS), vs USF 3/13/25
FT	7, A&M-Corpus Christi 11/6/25 7, Murray State 11/11/25	11 (SP), Iona 1/5/24	11 (SP), Iona 1/5/24	6 (SP), vs Fairfield 3/16/24
FTA	8, Murray State 11/11/25 8, at Miss. St 11/28/25	13 (SP), vs Fairfield 3/16/24	12 (SP), Iona 1/5/24	13 (SP), vs Fairfield 3/16/24
REBOUNDS	12, Radford 11/24/25	18 (WS),East Carolina 1/18/25	18 (WS),East Carolina 1/18/25	11 (WS), at Okla. St. 3/18/25
ASSISTS	2, at Miss. St 11/28/25	2, 9 times	2, 6 times	2 (SP), v Quinnipiac 3/15/24
BLOCKS	3, Radford 11/24/25	4 (SP), vs Fairfield 3/16/24	3 (WS), at North Texas 3/3/25	4 (SP), vs Fairfield 3/16/24
STEALS	4, Arkansas St 11/21/25	5 (WS), USF 1/6/25	5 (WS), USF 1/6/25	2 (SP), v Tennessee 3/21/24 2 (WS), at Okla. St. 3/18/25
POINTS	21, Radford 11/24/25	29 (SP), Siena 2/16/24	29 (SP), Siena 2/16/24	24 (SP), vs Fairfield 3/16/24
DOUBLE-DOUBLES				
1 - (SP), NJIT 11/11/23 (23 pts, 10 rebs)				
3 - (SP), at Iona 2/18/24 (18 pts, 10 rebs)				
5 - (WS), ETSU 12/7/24 (17 pts, 13 rebs)				
7 - (WS), USF 1/6/25 (15 pts, 11 rebs)				
9 - (WS), at Charlotte 2/4/25 (21 pts, 10 rebs)				
11 - (WS), Memphis 2/16/25 (18 pts, 15 rebs)				
13 - (WS), at Oklahoma St 3/18/25 (21 pts, 11 rebs)				
15 - Radford 11/24/25 (21 pts, 12 rebs)				
2 - (SP), Kean 12/22/23 (26 pts, 10 rebs)				
4 - (SP), at Rider 3/7/24 (22 pts, 12 rebs)				
6 - (WS), Kansas State 12/21/24 (18 pts, 10 rebs)				
8 - (WS), East Carolina 1/18/25 (19 pts, 18 rebs)				
10 - (WS), UTSA 2/12/25 (17 pts, 12 rebs)				
12 - (WS), UAB 2/27/25 (24 pts, 11 rebs)				
14 - Murray State 11/11/25 (17 pts, 11 rebs)				
16 - at Mississippi State 11/28/25 (12 pts, 10 rebs)				

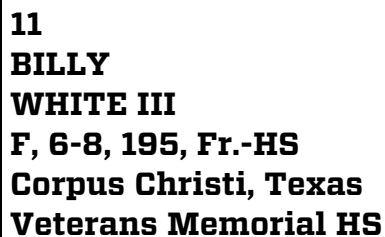
on 45.5% FGs and 30.8% 3FGs, earning All-MAAC First Team honors... He didn't attempt a single three-pointer as a freshman, but made a big jump as a sophomore going 24-for-78... 24 points, 9 rebounds, 4 blocks in the MAAC tournament championship game, earning MVP honors.... Had 10 games of 20+ points, including career-high 29 points vs. Siena 2/16... After his career night vs. Siena, named the MAAC Player of the Week... He recorded four double-doubles and started all but three games in 2023-24... Washington was also named to the All-Met Second Team by the Metropolitan Basketball Writers Association.

Personal: Son of Corey Sr. and LaQuinta Washington... He has two sisters Kimorah and Jasmine, and one brother Jordan.

CAREER STATISTICS

Year	GP	GS	Min	Avg	FG	FGA	Pct	3FG	FGA	Pct	FT	FTA	Pct	Off	Def	Tot	Avg	PF	FO	Ast	TO	Blk	Stl	Pts	Avg
2022-23	28	24	564	20.1	77	109	.706	0	0	.000	36	60	.600	57	81	138	4.9	81	4	8	26	26	17	190	6.8
2023-24	26	23	741	28.5	137	301	.455	24	78	.308	116	150	.773	51	114	165	6.3	71	1	13	29	20	32	414	15.9
2024-25	34	33	911	26.8	160	357	.448	26	75	.347	120	173	.694	90	166	256	7.5	89	3	18	55	26	34	466	13.7
2025-26	8	8	246	30.8	38	67	.567	8	24	.333	31	37	.838	24	37	61	7.6	20	0	7	13	5	12	115	14.4
All*	96	88	2462	25.6	412	834	.494	58	177	.328	303	420	.721	222	398	620	6.5	261	8	46	123	77	95	1185	12.3

* Statistics from prior team/school



Prep: Four-star prospect from St. Francis Episcopal in Houston... Ranked No. 62 by ESPN, No. 57 by On3 and No. 58 by 247 Sports... As a senior, averaged 13.3 points, 7.1 rebounds, 2.4 blocks, 2.2 assists and 1.4 steals as St. Francis Episcopal went 29-8 and won the TAPPS 4A State Championship...In the summer of 2024, Walls averaged 6.8 points, 3.7 rebounds and 1.3 assists in 21.4 minutes in 15 games for JLB Elite in the Nike EYBL... As a junior at St. Francis Episcopal, he averaged 13.6 points, 8.7 rebounds, 2.3 blocks, 2.0 assists and 1.2 steals... Part of SMU's 2025 high school signing class ranked as high as No. 4 nationally and overall signing class ranked as high as No. 15 nationally, both program bests.

HIGHS	SEASON	CAREER	CONF. GAME	CONF. TOUR./POST
MINUTES				
FG				
FGA				
3FG				
3FGA				
FT				
FTA				
REBOUNDS				
ASSISTS				
BLOCKS				
STEALS				
POINTS				

[illegible]



24
SAMET
YİĞİTOĞLU
C, 7-2, 265, Fr.-HS
Istanbul, Türkiye

2025-26 (Sophomore): Tied career highs of 13 rebounds and 3 assists along with 5 points and 2 blocks in overtime win at Mississippi State 11/28... Had 14 points, 6 rebounds, 2 steals and a block in the 87-85 win vs Butler 11/15... Added 12 points, 10 rebounds, 2 assuists, 2 blocks and a steal in the win vs A&M-Corpus Christi 11/6... Had 12 points, 8 rebounds, 3 assists and 3 blocks in season-opening win vs Tarleton St 11/3.

2024-25 (Freshman): Played/started 32 of 35 games... 10.0 points (51st ACC), 6.2 rebounds (17th ACC), 1.0 blocks (15th ACC), 53.5% FG, 3 double-doubles (21st ACC)... **GAME HIGHLIGHTS:** Added 12 points, 9 rebounds, 2 assists, 2 steals and a block in the NIT second round vs Oklahoma State 3/23... Totaled 17 points, 10 rebounds, 3 assists, a steal and a block in the win vs Pitt 2/11... Had 17 points, 7 rebounds, 2 steals and a block in win vs Stanford 2/1... Game-high 20 points (8-13 FGs, 4-4 FTs, all FTs in last 2 minutes) with 7 rebounds, an assist and a block in win at NC State 1/25... Added 15 points (6-7 FG, 3-4 FT), 5 rebounds, and 2 assists in win at Miami 1/18... Had 10 points (5-6 FGs), 6 rebounds, a steals, and a block in win at Virginia 1/15... Added 7 points, 9 rebounds, 3 steals, 2 blocks and an assist in win vs Georgia Tech 1/11... Had 16 points (7-8 FG) and 16 rebounds in AACC-opening win vs Virginia 12/7...First double-double with 12 points (6-9 FGs) and 11 rebounds in Acrisure Holiday Invitational Championship vs Washington State 11/27... Had 13 points (5-8 FG), 4 rebounds and an assist in SMU debut vs UNCG 11/11... **SMU SEASON RECORDS:** 53.5% (123-230) on FGs (4th-best for a freshman).

Prior to SMU: Averaged 13.3 points, 10.3 rebounds, 1.0 blocks and shot 82.6% on FGs

2025-26 GAME-BY-GAME STATISTICS

Opponent	Date	GS	Min	FG	FGA	Pct	3FG	FGA	Pct	FT	FTA	Pct	Off	Def	Tot	Avg	PF	FO	A	TO	Blk	Stl	Pts	Avg
TARLETON ST.	11/03/25	*	34	2	4	.500	0	0	.000	8	13	.615	3	5	8	8.0	2	0	3	0	3	0	12	12.0
A&M-CORPUS CHRISTI	11/06/25	*	32	4	8	.500	0	0	.000	4	5	.800	4	6	10	9.0	3	0	2	2	2	1	12	12.0
MURRAY ST.	11/11/25	*	32	5	12	.417	0	0	.000	1	2	.500	5	3	8	8.7	3	0	1	1	0	2	11	11.7
BUTLER	11/15/25	*	29	7	11	.636	0	0	.000	0	0	.000	3	3	6	8.0	4	0	0	3	1	2	14	12.3
ARK.-PINE BLUFF	11/18/25	*	21	4	6	.667	0	0	.000	3	4	.750	2	5	7	7.8	3	0	1	2	0	0	11	12.0
ARKANSAS ST.	11/21/25	*	26	7	10	.700	0	0	.000	0	2	.000	2	3	5	7.3	3	0	1	2	2	2	14	12.3
RADFORD	11/24/25	*	25	2	4	.500	0	0	.000	4	8	.500	2	8	10	7.7	3	0	1	3	2	0	8	11.7
at Mississippi St.	11/28/25	*	35	2	2	1.000	0	0	.000	1	3	.333	5	8	13	8.4	3	0	3	1	2	0	5	10.9

Totals	8	234	33	57	.579	0	0	.000	21	37	.568	26	41	67	8.4	24	0	12	14	12	7	87	10.9
--------	---	-----	----	----	------	---	---	------	----	----	------	----	----	----	-----	----	---	----	----	----	---	----	------

Games played: 8
Minutes/game: 29.3
Points/game: 10.9
FG Pct: 57.9
FT Pct: 56.8

Rebounds/game: 8.4
Assists/game: 1.5
Turnovers/game: 1.8
Assist/turnover ratio: 0.9
Steals/game: 0.9
Blocks/game: 1.5

HIGHS	SEASON	CAREER	CONF. GAME	CONF. TOUR/POST
MINUTES	35, at Miss. St 11/28/25	35, at Miss. St 11/28/25	31, Virginia 12/7/24	28,v10/10 Clemson 3/13/25
FG	7, Butler 11/15/25 7, Arkansas St 11/21/25	8, at NC State 1/25/25	8, at NC State 1/25/25	5, Oklahoma St 3/23/25
FGA	12, Murray State 11/11/25	13, [4/4] Duke 1/4/25 13, at NC State 1/25/25	13, [4/4] Duke 1/4/25 13, at NC State 1/25/25	11, Oklahoma St 3/23/25
3FG		1, Stanford 2/1/25	1, Stanford 2/1/25	
3FGA		2, Stanford 2/1/25	2, Stanford 2/1/25	1, UNI 3/19/25
FT	8, Tarleton St 11/3/25	6, Mississippi St 11/22/24	4, Stanford 2/1/25	3, UNI 3/19/25
FTA	13, Tarleton St 11/3/25	10, Mississippi St 11/22/24	7, Syracuse 3/4/25	9, Oklahoma St 3/23/25
REBOUNDS	13, at Miss. St 11/28/25	13, [4/4] Duke 1/4/25 13, at Miss. St 11/28/25	13, [4/4] Duke 1/4/25	6,v10/10 Clemson 3/13/25 6, UNI 3/19/25
ASSISTS	3, Tarleton St 11/3/25 3, at Miss. St 11/28/25	3, Mississippi St 11/22/24 3, [25/rv] Louisville 1/21/25 3, Pitt 2/11/25 3, at Miss. St 11/28/25	3, [25/rv] Louisville 1/21/25 3, Pitt 2/11/25	2, Oklahoma St 3/23/25
BLOCKS	3, Tarleton St 11/3/25	4, [25/rv] Louisville 1/21/25	4, [25/rv] Louisville 1/21/25	3,v10/10 Clemson 3/13/25
STEALS	2, Murray State 11/11/25 2, Butler 11/15/25 2, Arkansas St 11/21/25	4, Syracuse 3/4/25	4, Syracuse 3/4/25	2, Oklahoma St 3/23/25
POINTS	14, Butler 11/15/25 14, Arkansas St 11/21/25	20, at NC State 1/25/25	20, at NC State 1/25/25	12, Oklahoma St 3/23/25
DOUBLE-DOUBLES				
1 - vs Wash. St 11/27/24 (12 pts, 11 rebs)			2 - [4/4] Duke 1/4/25 (10 pts, 13 rebs)	
3 - Pitt 2/11/25 (17 pts, 10 rebs)			4 - A&M-Corpus Christi 11/6/25 (12 pts, 10 rebs)	

in four games with Sigortam Istanbul in the Turkey in 2023-24... Sigortam finished tied for first at 28-6 in the Turkish second division...Played for Turkey in the 2023 FIBA U20 European Championship in Greece, averaging 12.7 points and 8.6 rebounds while hitting 66.0% on FGs (33-50)... Played three seasons for Besiktas S.J. of Turkey's first division; 2023-24 averaged 3.1 points, 2.1 rebounds and hitting 65.4% FGs in 56 games (Turkish League, Turkish Cup, Euroleague, VTB Supercup); 2022-23 averaged 2.3 points and 2.6 rebounds while shooting 55.6% in 15 games; 2021-22 averaged 1.6 points, 2.4 rebounds and hit 50.0% FGs in five games in his debut season... Also played for MZT Skopje in the North Macedonia Superleague and Adriatic League in 2022-23, averaging 6.4 points, 5.6

CAREER STATISTICS

Year	GP	GS	Min	Avg	FG	FGA	Pct	3FG	FGA	Pct	FT	FTA	Pct	Off	Def	Tot	Avg	PF	FO	Ast	TO	Blk	Stl	Pts	Avg
2024-25	32	32	783	24.5	123	230	.535	1	5	.200	74	135	.561	77	122	199	6.2	100	2	33	50	33	22	321	10.0
2025-26	8	8	234	29.3	33	57	.579	0	0	.000	21	37	.568	26	41	67	8.4	24	0	12	14	12	7	87	10.9
TOTAL	40	40	1017	25.4	156	287	.544	1	5	.200	95	169	.562	103	163	266	6.7	124	2	45	64	45	29	408	10.2

SAMET YİĞİTOĞLU - 24

SMU Best Season FG Pct by a Freshman		
1	61.3	Ben Moore, 2013-14 (84-137)
2	57.2	Ira Terrell, 1972-73 (219-383)
3	55.4	Feron Hunt, 2018-19 (98-177)
4	53.5	Samet Yigitoglu, 2024-25 (123-230)
5	51.7	David Piehler, 1979-80 (163-315)
6	51.4	Jeff Swanson, 1974-75 (125-243)

SMU Career Blocked Shots Avg. - 1.0+ (min. 35 games) (Blocks/GP)		
1	2.4	Bamba Fall (245/103), 2005-09
2	2.3	Reggie Franklin (55), 1977-79
	2.3	Jon Koncak (123), 1981-85
4	2.1	Ira Terrell (80), 1972-76
5	1.4	Brad Branson (54), 1978-80
6	1.3	Patrick Simpson (114), 2001-05
7	1.2	Papa Dia (143/124), 2007-11
8	1.1	Markus Kennedy (97/89), 2013-16
—	1.1	Samet Yigitoglu (39/36), 2024-
9	1.0	Cannen Cunningham (131/134), 2011-15

SMU Career Blocked Shots		
1	278	Jon Koncak, 1981-85
2	245	Bamba Fall, 2005-09
3	169	Ira Terrell, 1972-76
4	151	Patrick Simpson, 2001-05
5	143	Papa Dia, 2007-11
6	131	Cannen Cunningham (134), 2011-15
7	129	Reggie Franklin, 1977-79
8	125	Ben Moore (135), 2013-17
9	97	Markus Kennedy (89),2013-16
10	88	James Gatewood, 1990-94
11	81	Quinton Ross, 1999-03
12	78	Brad Branson, 1978-80
13	70	Donatas Rackauskas, 2002-06
	70	Jarrey Foster, 2015-19
	63	Ethan Chargois (108), 2017-21
16	69	Bobby Dimson, 1994-98
17	67	Thines Robinson II, 1974-78
	67	Jeryl Sasser, 1997-01
	67	Feron Hunt (78), 2019-21
20	65	Glenn Puddy, 1984-86,87-89
—	45	Samet Yigitoglu, 2024-

Games as Category Leader

Overall/Career (at SMU only)

Games as Category Leader		
Overall/Career (at SMU only)	25-26 GP	Tot GP
0 Sr. B.J. Edwards	8	90
1 Fr. Chance Puryear	5	5
2 Sr. Boopie Miller	8	105
3 Sr. Corey Washington	8	96
4 Jr. Sam Walters	5	65
5 Sr. Jaron Pierre Jr.	8	126
7 Fr. Jermaine O'Neal Jr.	8	8
8 Fr. Billy White III	0	0
9 Fr. B.J. Davis-Ray	7	7
10 Fr. Jaden Toombs	1	1
13 Fr. Mitchell Holmes	8	8
22 Fr. Nigel Walls	5	5
24 So. Samet Yigitoglu	8	40
31 Jr. Trey Utter	1	15
33 Fr. Niccolo Kalischer-Stork	1	1

SMU - INDIVIDUAL GAME HIGHS

Points	28	MILLER, Boopie at Mississippi St. (11/28/25)
	28	MILLER, Boopie vs Murray St. (11/11/25)
	25	MILLER, Boopie vs Radford (11/24/25)
	24	PIERRE JR., Jaron at Mississippi St. (11/28/25)
	24	EDWARDS, B.J. vs Arkansas St. (11/21/25)
Field Goals Made	11	PIERRE JR., Jaron at Mississippi St. (11/28/25)
	9	MILLER, Boopie at Mississippi St. (11/28/25)
	9	EDWARDS, B.J. vs Arkansas St. (11/21/25)
	9	MILLER, Boopie vs Butler (11/15/25)
	9	MILLER, Boopie vs Murray St. (11/11/25)
Field Goal Att.	21	PIERRE JR., Jaron at Mississippi St. (11/28/25)
	19	MILLER, Boopie at Mississippi St. (11/28/25)
FG Pct (min 5 made)	.833 (5-6)	HOLMES, Mitchell vs Butler (11/15/25)
	.778 (7-9)	WASHINGTON, Corey vs Tarleton St. (11/03/25)
3-Point FG Made	5	MILLER, Boopie at Mississippi St. (11/28/25)
	3	MILLER, Boopie vs Radford (11/24/25)
	3	WASHINGTON, Corey vs Radford (11/24/25)
	3	EDWARDS, B.J. vs Arkansas St. (11/21/25)
	3	EDWARDS, B.J. vs Ark.-Pine Bluff (11/18/25)
	3	O'NEAL JR., Jermaine vs Ark.-Pine Bluff (11/18/25)
	3	MILLER, Boopie vs Murray St. (11/11/25)
	3	PIERRE JR., Jaron vs Tarleton St. (11/03/25)
3-Point FG Att.	9	MILLER, Boopie at Mississippi St. (11/28/25)
	7	WASHINGTON, Corey vs Radford (11/24/25)
	7	PIERRE JR., Jaron vs Ark.-Pine Bluff (11/18/25)
3-Pt FG Pct (min 2 made)	1.000 (3-3)	PIERRE JR., Jaron vs Tarleton St. (11/03/25)
	.750 (3-4)	MILLER, Boopie vs Radford (11/24/25)
Free Throws Made	12	MILLER, Boopie vs Radford (11/24/25)
	11	MILLER, Boopie vs Tarleton St. (11/03/25)
Free Throw Att.	13	YIGITOGU, Samet vs Tarleton St. (11/03/25)
	12	MILLER, Boopie vs Radford (11/24/25)
	12	MILLER, Boopie vs A&M-Corpus Christi (11/06/25)
FT Pct (min 3 made)	1.000 (12-12)	MILLER, Boopie vs Radford (11/24/25)
	1.000 (11-11)	MILLER, Boopie vs Tarleton St. (11/03/25)
	1.000 (7-7)	WASHINGTON, Corey vs A&M-Corpus Christi (11/06/25)
	1.000 (5-5)	MILLER, Boopie at Mississippi St. (11/28/25)
	1.000 (5-5)	MILLER, Boopie vs Ark.-Pine Bluff (11/18/25)
	1.000 (4-4)	WASHINGTON, Corey vs Ark.-Pine Bluff (11/18/25)
	1.000 (3-3)	PIERRE JR., Jaron vs Radford (11/24/25)
Rebounds	13	YIGITOGU, Samet at Mississippi St. (11/28/25)
	13	PIERRE JR., Jaron vs Radford (11/24/25)
Assists	13	EDWARDS, B.J. vs Arkansas St. (11/21/25)
	12	MILLER, Boopie vs Butler (11/15/25)
Steals	10	EDWARDS, B.J. vs Arkansas St. (11/21/25)
	7	MILLER, Boopie vs Arkansas St. (11/21/25)
Blocked Shots	4	WALLS, Nigel vs Ark.-Pine Bluff (11/18/25)
	3	WASHINGTON, Corey vs Radford (11/24/25)
	3	YIGITOGU, Samet vs Tarleton St. (11/03/25)
Turnovers	7	MILLER, Boopie vs Butler (11/15/25)
	4	WASHINGTON, Corey vs Radford (11/24/25)
Fouls	5	MILLER, Boopie vs Butler (11/15/25)
	5	PIERRE JR., Jaron vs Murray St. (11/11/25)
	5	WALTERS, Sam vs Tarleton St. (11/03/25)

OPPONENT INDIVIDUAL GAME HIGHS

Points	26	Javon Jackson vs Murray St. (11/11/25)
	23	Dior Johnson vs Tarleton St. (11/03/25)
	21	Jayden Epps at Mississippi St. (11/28/25)
	20	T.J. Caldwell vs Arkansas St. (11/21/25)
	18	Dennis Parker, Jr. vs Radford (11/24/25)
	18	Finley Bizjack vs Butler (11/15/25)
Field Goals Made	8	Jayden Epps at Mississippi St. (11/28/25)
	8	T.J. Caldwell vs Arkansas St. (11/21/25)
	8	Javon Jackson vs Murray St. (11/11/25)
Field Goal Att.	19	Josh Hubbard at Mississippi St. (11/28/25)
	17	Jayden Epps at Mississippi St. (11/28/25)
FG Pct (min 5 made)	.750 (6-8)	J.J. Traynor vs Murray St. (11/11/25)
	.667 (6-9)	Christian Harmon vs Arkansas St. (11/21/25)
3-Point FG Made	5	Finley Bizjack vs Butler (11/15/25)
	4	Jaylon Johnson vs Radford (11/24/25)
3-Point FG Att.	11	Jaylon Johnson vs Radford (11/24/25)
	10	Alex Mirhosseini vs Ark.-Pine Bluff (11/18/25)
3-Pt FG Pct (min 2 made)	1.000 (2-2)	Kaia Isaac vs Tarleton St. (11/03/25)
	.750 (3-4)	Dior Johnson vs Tarleton St. (11/03/25)
Free Throws Made	13	Freddy Hicks vs Tarleton St. (11/03/25)
	8	Javon Jackson vs Murray St. (11/11/25)
	8	Dior Johnson vs Tarleton St. (11/03/25)
Free Throw Att.	15	Freddy Hicks vs Tarleton St. (11/03/25)
	10	Michael Ajayi vs Butler (11/15/25)
FT Pct (min 3 made)	1.000 (8-8)	Javon Jackson vs Murray St. (11/11/25)
	1.000 (8-8)	Dior Johnson vs Tarleton St. (11/03/25)
	1.000 (5-5)	Josh Hubbard at Mississippi St. (11/28/25)
	1.000 (5-5)	Dennis Parker, Jr. vs Radford (11/24/25)
	1.000 (5-5)	Kam Parker vs A&M-Corpus Christi (11/06/25)
	1.000 (4-4)	Quincy Ballard at Mississippi St. (11/28/25)
	1.000 (4-4)	Trevon Payton vs Ark.-Pine Bluff (11/18/25)
Rebounds	17	Sheldon Williams vs A&M-Corpus Christi (11/06/25)
	12	Achor Achor at Mississippi St. (11/28/25)
Assists	6	Jalen Jackson vs Butler (11/15/25)
	5	Layne Taylor vs Murray St. (11/11/25)
	5	DA Houston vs A&M-Corpus Christi (11/06/25)
	5	Freddy Hicks vs Tarleton St. (11/03/25)
Steals	4	Jayden Epps at Mississippi St. (11/28/25)
	3	Achor Achor at Mississippi St. (11/28/25)
	3	Dennis Parker, Jr. vs Radford (11/24/25)
	3	Brennan Rigsby vs Radford (11/24/25)
	3	Quion Williams vs Ark.-Pine Bluff (11/18/25)
	3	Jalen Jackson vs Butler (11/15/25)
	3	Finley Bizjack vs Butler (11/15/25)
Blocked Shots	3	DA Houston vs A&M-Corpus Christi (11/06/25)
	2	Jaylon Johnson vs Radford (11/24/25)
	2	J.J. Traynor vs Murray St. (11/11/25)
Turnovers	7	Quion Williams vs Ark.-Pine Bluff (11/18/25)
	6	Christian Harmon vs Arkansas St. (11/21/25)
Fouls	5	Jaquan Scott vs Ark.-Pine Bluff (11/18/25)
	5	Mason Miller vs Murray St. (11/11/25)
	5	Chris Mpaka vs Tarleton St. (11/03/25)
	5	Kaia Isaac vs Tarleton St. (11/03/25)
	5	Freddy Hicks vs Tarleton St. (11/03/25)

SMU - TEAM GAME HIGHS

POINTS	106	ARK.-PINE BLUFF (11/18/25)
	102	MURRAY ST. (11/11/25)
	100	ARKANSAS ST. (11/21/25)
	96	TARLETON ST. (11/03/25)
	89	RADFORD (11/24/25)
FIELD GOALS MADE	41	ARKANSAS ST. (11/21/25)
	37	ARK.-PINE BLUFF (11/18/25)
FIELD GOAL ATTEMPTS	75	ARKANSAS ST. (11/21/25)
	74	MURRAY ST. (11/11/25)
FIELD GOAL PERCENTAGE	.569 (37-65)	ARK.-PINE BLUFF (11/18/25)
	.563 (36-64)	BUTLER (11/15/25)
3 PT FIELD GOALS MADE	12	ARK.-PINE BLUFF (11/18/25)
	10	RADFORD (11/24/25)
3 PT FG ATTEMPTS	27	at Mississippi St. (11/28/25)
	27	ARK.-PINE BLUFF (11/18/25)
3 PT FG PERCENTAGE	.444 (12-27)	ARK.-PINE BLUFF (11/18/25)
	.438 (7-16)	MURRAY ST. (11/11/25)
FREE THROWS MADE	33	TARLETON ST. (11/03/25)
	25	RADFORD (11/24/25)
	25	MURRAY ST. (11/11/25)
FREE THROW ATTEMPTS	42	TARLETON ST. (11/03/25)
	32	RADFORD (11/24/25)
FREE THROW PERCENTAGE	.833 (25-30)	MURRAY ST. (11/11/25)
	.821 (23-28)	A&M-CORPUS CHRISTI (11/06/25)
REBOUNDS	50	at Mississippi St. (11/28/25)
	50	RADFORD (11/24/25)
ASSISTS	29	ARKANSAS ST. (11/21/25)
	27	ARK.-PINE BLUFF (11/18/25)
STEALS	26	ARKANSAS ST. (11/21/25)
	12	BUTLER (11/15/25)
BLOCKED SHOTS	6	RADFORD (11/24/25)
	6	ARK.-PINE BLUFF (11/18/25)
TURNOVERS	16	RADFORD (11/24/25)
	16	BUTLER (11/15/25)
FOULS	24	TARLETON ST. (11/03/25)
	19	MURRAY ST. (11/11/25)

SMU - GAME LOWS

POINTS	69	A&M-CORPUS CHRISTI (11/06/25)
	87	BUTLER (11/15/25)
	87	at Mississippi St. (11/28/25)
	89	RADFORD (11/24/25)
	96	TARLETON ST. (11/03/25)
FIELD GOALS MADE	21	A&M-CORPUS CHRISTI (11/06/25)
	27	RADFORD (11/24/25)
FIELD GOAL ATTEMPTS	50	TARLETON ST. (11/03/25)
	59	A&M-CORPUS CHRISTI (11/06/25)
	59	RADFORD (11/24/25)
FIELD GOAL PERCENTAGE	.356 (21-59)	A&M-CORPUS CHRISTI (11/06/25)
	.444 (32-72)	at Mississippi St. (11/28/25)
3 PT FIELD GOALS MADE	4	A&M-CORPUS CHRISTI (11/06/25)
	4	BUTLER (11/15/25)
3 PT FG ATTEMPTS	13	BUTLER (11/15/25)
	16	A&M-CORPUS CHRISTI (11/06/25)
	16	MURRAY ST. (11/11/25)
3 PT FG PERCENTAGE	.250 (4-16)	A&M-CORPUS CHRISTI (11/06/25)
	.296 (8-27)	at Mississippi St. (11/28/25)
FREE THROWS MADE	10	ARKANSAS ST. (11/21/25)
	11	BUTLER (11/15/25)
FREE THROW ATTEMPTS	15	BUTLER (11/15/25)
	16	ARKANSAS ST. (11/21/25)
FREE THROW PERCENTAGE	.625 (10-16)	ARKANSAS ST. (11/21/25)
	.652 (15-23)	at Mississippi St. (11/28/25)
REBOUNDS	30	ARKANSAS ST. (11/21/25)
	31	TARLETON ST. (11/03/25)
ASSISTS	13	TARLETON ST. (11/03/25)
	16	A&M-CORPUS CHRISTI (11/06/25)
	16	MURRAY ST. (11/11/25)
	16	at Mississippi St. (11/28/25)
STEALS	3	at Mississippi St. (11/28/25)
	4	A&M-CORPUS CHRISTI (11/06/25)
BLOCKED SHOTS	3	TARLETON ST. (11/03/25)
	3	MURRAY ST. (11/11/25)
	3	BUTLER (11/15/25)
TURNOVERS	8	ARKANSAS ST. (11/21/25)
	9	A&M-CORPUS CHRISTI (11/06/25)
FOULS	13	ARK.-PINE BLUFF (11/18/25)
	14	A&M-CORPUS CHRISTI (11/06/25)

Opponent - GAME HIGHS

POINTS	91	MURRAY ST. (11/11/25)
	85	BUTLER (11/15/25)
	81	at Mississippi St. (11/28/25)
	76	TARLETON ST. (11/03/25)
	72	RADFORD (11/24/25)
FIELD GOALS MADE	32	MURRAY ST. (11/11/25)
	29	BUTLER (11/15/25)
FIELD GOAL ATTEMPTS	70	at Mississippi St. (11/28/25)
	69	RADFORD (11/24/25)
FIELD GOAL PERCENTAGE	.516 (32-62)	MURRAY ST. (11/11/25)
	.460 (29-63)	BUTLER (11/15/25)
3 PT FIELD GOALS MADE	13	BUTLER (11/15/25)
	11	RADFORD (11/24/25)
3 PT FG ATTEMPTS	39	RADFORD (11/24/25)
	29	ARKANSAS ST. (11/21/25)
	29	BUTLER (11/15/25)
	29	A&M-CORPUS CHRISTI (11/06/25)
3 PT FG PERCENTAGE	.448 (13-29)	BUTLER (11/15/25)
	.389 (7-18)	TARLETON ST. (11/03/25)
FREE THROWS MADE	29	TARLETON ST. (11/03/25)
	19	at Mississippi St. (11/28/25)
FREE THROW ATTEMPTS	35	TARLETON ST. (11/03/25)
	25	at Mississippi St. (11/28/25)
FREE THROW PERCENTAGE	.833 (15-18)	RADFORD (11/24/25)
	.829 (29-35)	TARLETON ST. (11/03/25)
REBOUNDS	48	ARKANSAS ST. (11/21/25)
	45	A&M-CORPUS CHRISTI (11/06/25)
ASSISTS	24	BUTLER (11/15/25)
	18	MURRAY ST. (11/11/25)
STEALS	12	RADFORD (11/24/25)
	9	at Mississippi St. (11/28/25)
	9	BUTLER (11/15/25)
BLOCKED SHOTS	5	A&M-CORPUS CHRISTI (11/06/25)
	4	RADFORD (11/24/25)
TURNOVERS	32	ARKANSAS ST. (11/21/25)
	17	ARK.-PINE BLUFF (11/18/25)
	17	BUTLER (11/15/25)
FOULS	30	TARLETON ST. (11/03/25)
	25	MURRAY ST. (11/11/25)

Opponent - GAME LOWS

POINTS	58	A&M-CORPUS CHRISTI (11/06/25)
	60	ARK.-PINE BLUFF (11/18/25)
	69	ARKANSAS ST. (11/21/25)
	72	RADFORD (11/24/25)
	76	TARLETON ST. (11/03/25)
FIELD GOALS MADE	19	A&M-CORPUS CHRISTI (11/06/25)
	20	TARLETON ST. (11/03/25)
FIELD GOAL ATTEMPTS	51	TARLETON ST. (11/03/25)
	62	MURRAY ST. (11/11/25)
FIELD GOAL PERCENTAGE	.288 (19-66)	A&M-CORPUS CHRISTI (11/06/25)
	.333 (23-69)	RADFORD (11/24/25)
3 PT FIELD GOALS MADE	4	ARK.-PINE BLUFF (11/18/25)
	6	ARKANSAS ST. (11/21/25)
3 PT FG ATTEMPTS	18	TARLETON ST. (11/03/25)
	26	MURRAY ST. (11/11/25)
	26	ARK.-PINE BLUFF (11/18/25)
3 PT FG PERCENTAGE	.154 (4-26)	ARK.-PINE BLUFF (11/18/25)
	.207 (6-29)	ARKANSAS ST. (11/21/25)
FREE THROWS MADE	10	ARK.-PINE BLUFF (11/18/25)
	11	ARKANSAS ST. (11/21/25)
FREE THROW ATTEMPTS	16	ARKANSAS ST. (11/21/25)
	18	A&M-CORPUS CHRISTI (11/06/25)
	18	ARK.-PINE BLUFF (11/18/25)
	18	RADFORD (11/24/25)
FREE THROW PERCENTAGE	.556 (10-18)	ARK.-PINE BLUFF (11/18/25)
	.609 (14-23)	BUTLER (11/15/25)
REBOUNDS	30	TARLETON ST. (11/03/25)
	31	MURRAY ST. (11/11/25)
ASSISTS	6	ARKANSAS ST. (11/21/25)
	11	at Mississippi St. (11/28/25)
STEALS	3	A&M-CORPUS CHRISTI (11/06/25)
	4	ARKANSAS ST. (11/21/25)
BLOCKED SHOTS	1	TARLETON ST. (11/03/25)
	1	BUTLER (11/15/25)
TURNOVERS	7	at Mississippi St. (11/28/25)
	11	A&M-CORPUS CHRISTI (11/06/25)
	11	RADFORD (11/24/25)
FOULS	15	BUTLER (11/15/25)
	16	ARKANSAS ST. (11/21/25)

SMU When...	2025-26			Conference				Under Enfield			Conference		
	W	L	Pct	W	L	Pct		W	L	Pct	W	L	Pct
Record	8	0	1.000	0	0	#DIV/0!		32	11	0.744	13	7	0.650
Home	7	0	1.000	0	0	#DIV/0!		20	6	0.769	6	4	0.600
Road	1	0	1.000	0	0	#DIV/0!		8	4	0.667	7	3	0.700
Neutral	0	0	#DIV/0!	0	0	#DIV/0!		4	1	0.800	0	0	#DIV/0!
Overtime	1	0	1.000	0	0	#DIV/0!		1	0	1.000	0	0	#DIV/0!
Leads at half	6	0	1.000	0	0	#DIV/0!		26	3	0.897	11	1	0.917
Trails at half	2	0	1.000	0	0	#DIV/0!		5	8	0.385	1	6	0.143
Tied at half	0	0	#DIV/0!	0	0	#DIV/0!		0	0	#DIV/0!	1	0	1.000
Leads with 5:00 left in 2nd half	7	0	1.000	0	0	#DIV/0!		30	1	0.968	12	0	1.000
Trails with 5:00 left in 2nd half	1	0	1.000	0	0	#DIV/0!		2	10	0.167	1	7	0.125
Tied with 5:00 left in 2nd half	0	0	#DIV/0!	0	0	#DIV/0!		0	0	#DIV/0!	0	0	#DIV/0!
Scores 59 or less	0	0	#DIV/0!	0	0	#DIV/0!		1	1	0.500	1	0	1.000
Scores 60-69	1	0	1.000	0	0	#DIV/0!		3	6	0.333	2	6	0.250
Scores 70-79	0	0	#DIV/0!	0	0	#DIV/0!		7	3	0.700	2	1	0.667
Scores 80-89	3	0	1.000	0	0	#DIV/0!		8	1	0.889	4	0	1.000
Scores 90-99	1	0	1.000	0	0	#DIV/0!		5	0	1.000	2	0	1.000
Scores 100+	3	0	1.000	0	0	#DIV/0!		8	0	1.000	2	0	1.000
Opp. Scores 59 or less	1	0	1.000	0	0	#DIV/0!		5	1	0.833	3	0	1.000
Opp. Scores 60-69	2	0	1.000	0	0	#DIV/0!		11	1	0.917	3	0	1.000
Opp. Scores 70-79	2	0	1.000	0	0	#DIV/0!		12	4	0.750	7	4	0.636
Opp. Scores 80-89	2	0	1.000	0	0	#DIV/0!		3	4	0.429	0	2	0.000
Opp. Scores 90-99	1	0	1.000	0	0	#DIV/0!		1	1	0.500	0	1	0.000
Opp. Scores 100+	0	0	#DIV/0!	0	0	#DIV/0!		0	0	#DIV/0!	0	0	#DIV/0!
Margin is 3 pts or less	1	0	1.000	0	0	#DIV/0!		4	2	0.667	2	0	1.000
Margin is 5 pts or less	1	0	1.000	0	0	#DIV/0!		5	4	0.556	3	1	0.750
Margin is 9 pts or less	2	0	1.000	0	0	#DIV/0!		8	5	0.615	5	2	0.714
Margin is 10+ pts	6	0	1.000	0	0	#DIV/0!		24	6	0.800	8	5	0.615
Shoots better than the opp.	6	0	1.000	0	0	#DIV/0!		30	2	0.938	13	0	1.000
Shoots worse than the opp.	1	0	1.000	0	0	#DIV/0!		1	9	0.100	0	7	0.000
Shoots the same as opp.	0	0	#DIV/0!	0	0	#DIV/0!		0	0	#DIV/0!	0	0	#DIV/0!
SMU 50%+ FG	4	0	1.000	0	0	#DIV/0!		17	1	0.944	7	0	1.000
Opp. 50%+ FG	1	0	1.000	0	0	#DIV/0!		2	3	0.400	0	2	0.000
Opp. at or below 40%	5	0	1.000	0	0	#DIV/0!		20	1	0.952	8	0	1.000
Outrebounds opponent	6	0	1.000	0	0	#DIV/0!		23	4	0.852	7	3	0.700
Outrebounded by opponent	1	0	1.000	0	0	#DIV/0!		5	6	0.455	4	3	0.571
Rebounds are even	1	0	1.000	0	0	#DIV/0!		2	1	0.667	1	1	0.500
Reb Differential +10 or more	4	0	1.000	0	0	#DIV/0!		14	1	0.933	4	1	0.800
Reb Differential -10 or more	1	0	1.000	0	0	#DIV/0!		1	0	1.000	0	0	#DIV/0!
Attempts more FTs	5	0	1.000	0	0	#DIV/0!		21	6	0.778	7	4	0.636
Attempts less FTs	2	0	1.000	0	0	#DIV/0!		10	5	0.667	6	3	0.667
Attempts the same FTs	1	0	1.000	0	0	#DIV/0!		1	0	1.000	0	0	#DIV/0!
Attempts 20 or more FTs	6	0	1.000	0	0	#DIV/0!		19	8	0.704	5	6	0.455
Opp. Attempts 20 or more FTs	4	0	1.000	0	0	#DIV/0!		14	7	0.667	6	3	0.667
FTA differential +10 or more	1	0	1.000	0	0	#DIV/0!		3	1	0.750	0	1	0.000
FTA differential -10 or more	0	0	#DIV/0!	0	0	#DIV/0!		2	1	0.667	2	0	1.000
Plays ranked opponent	0	0	#DIV/0!	0	0	#DIV/0!		0	4	0.000	0	3	0.000
Plays opponent receiving votes	0	0	#DIV/0!	0	0	#DIV/0!		1	5	0.167	0	3	0.000
Plays during the day (pre 6pm start)	1	0	1.000	0	0	#DIV/0!		9	6	0.600	6	5	0.545
Plays at night (6pm or later start)	7	0	1.000	0	0	#DIV/0!		23	5	0.821	7	2	0.778
November	8	0	1.000	0	0	#DIV/0!		14	2	0.875	0	0	#DIV/0!
December	0	0	#DIV/0!	0	0	#DIV/0!		5	0	1.000	2	0	1.000
January	0	0	#DIV/0!	0	0	#DIV/0!		5	3	0.625	5	3	0.625
February	0	0	#DIV/0!	0	0	#DIV/0!		5	2	0.714	5	2	0.714
March	0	0	#DIV/0!	0	0	#DIV/0!		3	4	0.429	1	2	0.333
April	0	0	#DIV/0!	0	0	#DIV/0!		0	0	#DIV/0!	0	0	#DIV/0!
Has more turnovers	2	0	1.000	0	0	#DIV/0!		11	5	0.688	6	3	0.667
Has less turnovers	6	0	1.000	0	0	#DIV/0!		18	3	0.857	7	1	0.875
Turnovers are the same	0	0	#DIV/0!	0	0	#DIV/0!		3	3	0.500	0	3	0.000
Has more Steals	6	0	1.000	0	0	#DIV/0!		20	8	0.714	8	5	0.615
Has less Steals	2	0	1.000	0	0	#DIV/0!		10	2	0.833	3	1	0.750
Steals are the same	0	0	#DIV/0!	0	0	#DIV/0!		2	1	0.667	2	1	0.667
Points in paint - more	7	0	1.000	0	0	#DIV/0!		29	4	0.879	13	2	0.867
Points in paint - less	1	0	1.000	0	0	#DIV/0!		2	4	0.333	0	2	0.000
Points in paint - same	0	0	#DIV/0!	0	0	#DIV/0!		1	3	0.250	0	3	0.000
Points off turnovers - more	5	0	1.000	0	0	#DIV/0!		21	2	0.913	8	1	0.889
Points off turnovers - less	3	0	1.000	0	0	#DIV/0!		11	8	0.579	5	5	0.500
Points off turnovers - same	0	0	#DIV/0!	0	0	#DIV/0!		0	1	0.000	0	1	0.000
2nd chance points - more	4	0	1.000	0	0	#DIV/0!		19	4	0.826	7	3	0.700
2nd chance points - less	4	0	1.000	0	0	#DIV/0!		10	6	0.625	3	3	0.500
2nd chance points - same	0	0	#DIV/0!	0	0	#DIV/0!		3	1	0.750	3	1	0.750
Bench points - more	3	0	1.000	0	0	#DIV/0!		20	4	0.833	8	2	0.800
Bench points - less	5	0	1.000	0	0	#DIV/0!		12	6	0.667	5	4	0.556
Bench points - same	0	0	#DIV/0!	0	0	#DIV/0!		0	1	0.000	0	1	0.000
Makes More 3pt shots	2	0	1.000	0	0	#DIV/0!		19	3	0.864	10	2	0.833
Makes Less 3pt shots	4	0	1.000	0	0	#DIV/0!		11	8	0.579	3	5	0.375
Makes same 3pt shots	2	0	1.000	0	0	#DIV/0!		2	0	1.000	0	0	#DIV/0!
Has a player with a double-double	7	0	1.000	0	0	#DIV/0!		19	3	0.864	5	2	0.714
Opp. has a player with a double-double	3	0	1.000	0	0	#DIV/0!		9	2	0.818	5	2	0.714
Has 4 players with 10+ points	7	0	1.000	0	0	#DIV/0!		27	6	0.818	10	4	0.714
Opp. has 4 players with 10+ points	3	0	1.000	0	0	#DIV/0!		6	5	0.545	2	3	0.400

1 Tarleton State.....76 at SMU.....96 SMU Record 1-0

11/03/25 7:00 pm at Dallas, TX (Moody Coliseum)

Tarleton St. 0-1

#	Player	fg	fga	ft	fta	of	de	tot	pf	tp	a	to	blk	s	min
23	Chus Mpaka	f	2	4	0	0	0	0	0	0	3	1	1	2	32
23	DJ Dormu	g	0	4	0	0	0	0	0	0	0	0	0	0	0
11	Carm Kelly IV	g	0	1	0	0	0	0	0	0	0	0	0	0	6
04	Cam McDowell	g	0	3	0	0	0	0	0	0	0	0	0	0	7
21	Freddy Hicks	g	1	4	0	0	0	0	0	0	0	0	0	0	27
00	Jordan Mizell	g	0	2	0	0	0	0	0	0	0	0	0	0	25
01	AJ Dent, Jr	g	1	1	0	0	0	0	0	0	0	0	0	0	1
06	Kaia Isaac	g	2	6	2	0	0	0	0	0	0	0	0	0	22
07	Dior Johnson	g	6	12	3	4	8	8	0	4	4	1	23	1	0
13	Kade Douglas	g	1	3	0	2	2	0	0	0	0	0	0	0	8
24	Ocypher Owens	g	0	2	0	0	0	0	0	0	0	0	0	0	11
97	Andy Sigisgar	g	3	4	0	0	0	0	0	0	0	0	0	0	14
TEAM															
Totals.....		20	51	7	18	29	35	10	20	30	30	76	12	15	200
TOTAL FG%		1st Half: 10-35	28.6%	2nd Half: 8-26	30.8%	Game: 39.2%	DEAD								
3-PT FG%		1st Half: 5-12	41.7%	2nd Half: 2-6	33.3%	Game: 38.9%	REBS								
F Throw %		1st Half: 9-12	75.0%	2nd Half: 20-23	87.0%	Game: 82.9%	4								

SMU 2-0

#	Player	fg	fga	ft	fta	of	de	tot	pf	tp	a	to	blk	s	min
03	WASHINGTON, Corey	f	1	3	0	0	0	0	0	0	0	0	0	0	29
04	WALTERS, Sam	f	0	2	0	0	0	0	0	0	0	0	0	0	18
24	YIGITOGU, Samet	c	2	4	0	0	0	0	0	0	0	0	0	0	31
00	EDWARDS, B.J.	g	2	12	2	6	4	5	0	5	8	2	12	3	0
02	MILLER, Boopie	g	4	9	1	4	11	11	0	0	0	0	0	0	35
01	PURYEAR, Chance	g	0	0	0	0	0	0	0	0	0	0	0	0	1
05	PIERRE JR., Jaron	g	5	9	3	3	8	10	0	3	3	1	2	0	0
07	ONEAL JR., Jermaine	g	1	2	0	0	0	0	0	0	0	0	0	0	14
09	DAVIS-RAY, B.J.	g	0	1	0	1	2	0	0	0	0	0	0	0	6
13	HOLMES, Mitchell	g	2	2	0	0	0	0	0	0	0	0	0	0	3
22	WALLS, Nigel	g	0	0	0	0	0	0	0	0	0	0	0	0	6
TEAM															
Totals.....		28	50	7	18	33	42	8	23	31	24	96	13	11	200
TOTAL FG%		1st Half: 13-23	56.5%	2nd Half: 15-27	55.6%	Game: 56.0%	DEAD								
3-PT FG%		1st Half: 5-9	55.6%	2nd Half: 2-9	22.2%	Game: 38.9%	REBS								
F Throw %		1st Half: 17-22	77.3%	2nd Half: 16-20	80.0%	Game: 78.6%	3								

Officials: Chandler Burton, Chase Shaw, Lee Cassell Technicals: None. Attendance: 4626
Tarleton St. 38 76
SMU 48 96

Points in the paint-TSU 22, SMU 30. Points off turnovers-TSU 13, SMU 16. 2nd chance points-TSU 9, SMU 7. Fast break points-TSU 13, SMU 11. Bench points-TSU 41, SMU 28. Score tied-5 times. Lead changed-10 times. Last FG-TSU 2nd-00:50, SMU 2nd-00:29. Largest lead-TSU by 2 1st-06:26, SMU by 20 2nd-01:27. TSU led for 01:00. SMU led for 37:42. Game was tied for 01:18.

DALLAS (AP) -- Boopie Miller and B.J. Edwards each scored 20 as SMU handled TSU 96-76. Edwards went 7-12 FGs and 4-5 FTs with 4 assists, while Miller was 4-9 FGs, hit a perfect 11-11 FTs and added 5 rebounds. Corey Washington gave SMU a punch with 16 points on 7-9 shooting, and Samet Yigitoglu posted 12 points, 8 boards and 3 blocks. Jaron Pierre Jr. drilled a corner 3 with 3 seconds left in the half to put SMU up 48-38. Early in the second, Yigitoglu's layup and Edwards' 3 pushed the lead to 58-47, and Washington followed with a 3FG and an and-1 layup to make it 71-60 with 11:17 left. SMU shot 56.0% FGs and 39.0% from three (7-18). TSU was led by Dior Johnson's 23 points. Freddy Hicks added 15 points and 5 assists, and DJ Dormu scored 10. The Texans shot 39.0% overall.

3 Murray State.....91 at SMU.....102 SMU Record 3-0

11/11/25 7:00 pm at Dallas, TX (Moody Coliseum)

Murray St. 2-1

#	Player	fg	fga	ft	fta	of	de	tot	pf	tp	a	to	blk	s	min
08	JJ Traynor	f	6	8	2	3	0	0	0	0	0	0	0	0	21
33	Frederick King	f	2	6	0	0	0	0	0	0	0	0	0	0	25
10	KJ Tenner	g	2	6	0	0	0	0	0	0	0	0	0	0	17
22	Javon Jackson	g	8	14	2	3	8	0	0	0	0	0	0	0	24
34	Brayden Shorter	g	0	3	1	2	3	4	0	0	0	0	0	0	11
02	Mathis Courbon	g	1	5	0	0	0	0	0	0	0	0	0	0	25
09	Dayne Taylor	g	3	5	1	4	0	0	0	0	0	0	0	0	21
11	Lauren Anderson	g	3	5	1	3	0	0	0	0	0	0	0	0	13
13	Mason Miller	g	3	5	0	0	0	0	0	0	0	0	0	0	17
77	Roman Dornon	g	3	5	0	2	5	7	0	0	0	0	0	0	26
TEAM															
Totals.....		32	62	9	26	18	24	8	23	31	25	91	18	15	200
TOTAL FG%		1st Half: 16-32	50.0%	2nd Half: 16-30	53.3%	Game: 51.6%	DEAD								
3-PT FG%		1st Half: 4-13	30.8%	2nd Half: 5-13	38.5%	Game: 34.6%	REBS								
F Throw %		1st Half: 6-7	85.7%	2nd Half: 12-17	70.6%	Game: 75.0%	3								

SMU 3-0

#	Player	fg	fga	ft	fta	of	de	tot	pf	tp	a	to	blk	s	min
03	WASHINGTON, Corey	f	5	9	0	0	0	0	0	0	0	0	0	0	30
24	YIGITOGU, Samet	c	5	12	1	0	1	2	0	0	0	0	0	0	32
00	EDWARDS, B.J.	g	9	13	4	3	4	2	0	0	0	0	0	0	34
02	MILLER, Boopie	g	9	13	3	5	7	8	0	0	0	0	0	0	36
05	PIERRE JR., Jaron	g	5	15	2	4	7	8	0	0	0	0	0	0	35
04	WALTERS, Sam	g	2	2	1	1	0	0	0	0	0	0	0	0	14
01	PURYEAR, Chance	g	1	5	0	1	0	0	0	0	0	0	0	0	15
07	ONEAL JR., Jermaine	g	0	0	0	0	0	0	0	0	0	0	0	0	8
09	DAVIS-RAY, B.J.	g	0	0	0	0	0	0	0	0	0	0	0	0	6
13	HOLMES, Mitchell	g	0	1	0	0	0	0	0	0	0	0	0	0	8
TEAM															
Totals.....		35	74	7	16	25	30	17	25	42	19	102	16	11	200
TOTAL FG%		1st Half: 19-42	45.2%	2nd Half: 16-32	50.0%	Game: 47.3%	DEAD								
3-PT FG%		1st Half: 5-11	45.5%	2nd Half: 2-5	40.0%	Game: 43.8%	REBS								
F Throw %		1st Half: 6-7	85.7%	2nd Half: 19-23	82.6%	Game: 83.3%	4								

Officials: Isaac Barnett, Brian O'Connor, Bill Covington Jr. Techs: MSU-Jackson. SMU-PIERRE JR. Att: 4348
Murray St. 42 49 91
SMU 42 53 102

Points in paint-MUR 38, SMU 42. Points off turnovers-MUR 17, SMU 23. 2nd chance points-MUR 13, SMU 17. Fast break points-MUR 7, SMU 20. Bench points-MUR 35, SMU 27. Score tied-1 time. Lead changed-1 time. Last FG-MUR 2nd-00:28, SMU 2nd-00:02. Largest lead-MUR by 2 1st-19:48, SMU by 18 2nd-16:11. MUR led for 00:31. SMU led for 37:57. Game was tied for 00:36.

DALLAS (AP) -- Boopie Miller scored 28 points, Corey Washington added 17 points and 11 rebounds, and SMU cruised to a 102-91 victory over Murray State on Tuesday night. SMU (3-0) led by as many as 18 points in the second half. Mason Miller made a pair of 3-pointers and Javon Jackson added five points that included a 3 during a 13-5 run to get Murray State within 90-84 with 2:20 left but the Racers didn't get closer. Miller shot 9 of 13 from the floor and made three of SMU's seven 3-pointers. B.J. Edwards added 20 points for the Mavericks, who shot 50% (35 of 74) overall. Jaron Pierre Jr. chipped in with 19 points for SMU. Samet Yigitoglu scored 11 points and grabbed eight rebounds. Jackson scored 26 points on 8-of-14 shooting and made all eight of his free-throw attempts to lead Murray State (2-1). JJ Traynor added 14 points, Roman Dornon had 11 and Frederick King 10. It was Murray State's first game in Texas since 2015 and just the second meeting between the teams. SMU won at Murray State in December 2022. It was also the first loss for Murray State's first-year coach Ryan Miller.

2 Texas A&M-Corpus Christi..58 at SMU.....69 SMU Record 2-0

11/06/25 7:00 pm at Dallas, TX (Moody Coliseum)

A&M-Corpus Christi 1-1

#	Player	fg	fga	ft	fta	of	de	tot	pf	tp	a	to	blk	s	min
06	Sheldon Williams	f	5	13	2	3	0	0	0	0	0	0	0	0	30
22	Frank Yelna	f	2	7	1	1	0	0	0	0	0	0	0	0	29
02	Leo Torbor	g	3	12	2	9	0	0	0	0	0	0	0	0	17
03	Mason Gibson	g	3	8	1	4	5	5	0	0	0	0	0	0	23
04	Kam Parker	g	3	8	1	4	5	5	0	0	0	0	0	0	30
00	DA-Houston	g	2	9	1	5	0	0	0	0	0	0	0	0	20
08	Bryson Wheatfall	g	1	1	0	0	0	0	0	0	0	0	0	0	3
10	Daniel Michellini-Jac	g	2	7	1	4	0	0	0	0	0	0	0	0	27
11	Jaden Haire	g	0	3	0	0	0	0	0	0	0	0	0	0	7
24	Jamal Ambrose	g	1	2	0	0	0	0	0	0	0	0	0	0	14
TEAM															
Totals.....		19	66	8	29	12	18	16	29	45	22	58	13	11	200
TOTAL FG%		1st Half: 10-35	28.6%	2nd Half: 9-31	29.0%	Game: 28.8%	DEAD								
3-PT FG%		1st Half: 4-15	26.7%	2nd Half: 4-14	28.6%	Game: 27.6%	REBS								
F Throw %		1st Half: 4-5	80.0%	2nd Half: 8-13	61.5%	Game: 66.7%	1								

SMU 2-0

SMU 2-0			fg	fga	3-pt	ft	fta	of	re	tot	pf	tp	a	to	blk	s	min							
##	Player		fg	fga	3-pt	ft	fta	of	de	tot	pf	tp	a	to	blk	s	min							
03	WASHINGTON, Corey	f	3	8	0	2	7	7	3	5	2	2	13	1	3	1	0	29						
04	WALTERS, Sam	f	1	4	0	2	0	1	0	2	2	0	2	3	1	1	0	18						
24	YIGITOGU, Samet	c	4	8	0	0	4	5	4	6	10	3	12	2	2	2	1	32						
00	EDWARDS, B.J.	g	2	5	1	1	1	2	0	4	4	3	6	2	2	0	0	31						
02	MILLER, Boopie	g	2	14	0	3	10	12	1	3	4	1	14	6	0	0	1	35						
05	PIERRE JR., Jaron		5	12	2	5	0	0	0	6	6	3	12	1	1	1	1	29						
07	ONEAL JR., Jermaine		1	4	1	2	0	0	1	3	4	0	3	0	0	0	0	13						
09	DAVIS-RAY, B.J.		0	1	0	0	0	0	0	1	0	0	0	1	0	0	0	4						
13	HOLMES, Mitchell		3	3	0	0	0	1	0	2	2	1	7	0	0	0	1	8						
22	WALLS, Nigel		0	0	0	0	0	0	0	0	0	0	0	0	0	0	0	1						
TEAM																								
Totals.....			21	59	4	16	23	28	13	36	49	14	69	16	9	5	4	200						
TOTAL FG%			1st Half: 11-30				36.7%				2nd Half: 10-29				34.5%				Game: 35.6%				DEAD	
3-Pt. FG%			1st Half: 1-6				16.7%				2nd Half: 3-10				30.0%				Game: 25.0%				REBS	
F Throw %			1st Half: 9-10				90.0%				2nd Half: 14-18				77.8%				Game: 82.1%				1	

5 UAPB60 at SMU106 SMU Record 5-0

11/18/25 7:00 pm at Dallas, TX (Moody Coliseum)

Ark-Pine Bluff 0-6,0-0 SWAC

#	Player	fg		fg		ft	fta	reb		pf	tp	a	to	blk	s	min
		f	g	f	g			of	de							
04	Jaquan Scott	f	5	12	1	2	1	2	0	3	1	2	0	1	2	21
09	Milhan Charles	f	4	7	0	1	2	2	3	1	4	2	10	0	3	26
01	Alex Mirhosseini	g	3	14	1	10	0	3	1	2	3	1	7	3	1	29
13	Quion Williams	g	2	6	0	1	3	6	0	1	1	1	7	1	3	30
20	Trevon Payton	g	4	8	1	5	4	4	0	5	5	2	13	3	2	34
02	Jaiaé™chaunn Hayes	g	1	6	0	2	0	0	1	0	1	2	2	0	0	15
10	Ahmad Johnson	g	1	4	1	3	0	0	1	0	1	1	3	1	0	10
22	Dennis Asoro	g	0	1	0	0	0	1	0	1	1	0	0	0	0	4
15	Ramell Lloyd Jr.	g	2	6	0	1	0	0	1	2	3	3	4	3	0	17
24	Kyle Brown	g	1	3	0	1	0	0	3	1	4	3	2	0	1	14
TEAM																
Totals.....																
TOTAL FG%																
3-PT FG%																
F Throw %																

TOTAL FG%	1st Half: 11-30	36.7%	2nd Half: 12-37	32.4%	Game: 17.3%	DEAD
3-PT FG%	1st Half: 2-13	15.4%	2nd Half: 2-13	15.4%	Game: 15.4%	REBS
F Throw %	1st Half: 2-6	33.3%	2nd Half: 8-12	66.7%	Game: 55.6%	2,1

SMU 5-0,0-0 ACC

#	Player	fg		fg		ft	fta	reb		pf	tp	a	to	blk	s	min
		f	g	f	g			of	de							
03	WASHINGTON, Corey	f	5	7	1	2	4	0	4	4	1	15	0	2	1	22
24	YIGITOGU, Samet	c	4	7	0	0	3	4	2	5	7	3	11	1	2	0
00	EDWARDS, B.J.	g	4	9	3	6	0	0	2	3	5	1	11	9	2	1
02	MILLER, Boopie	g	4	8	2	4	5	0	4	4	2	15	10	2	0	3
05	PIERRE JR., Jaron	g	8	14	2	7	5	9	1	6	7	0	23	4	0	0
01	PURYEAR, Chance	g	0	1	0	0	1	2	0	1	1	2	1	0	0	6
04	WALTERS, Sam	g	1	1	1	1	0	0	1	1	2	3	0	1	0	0
07	O'NEAL JR., Jermaine	g	5	8	3	6	2	2	1	4	5	1	15	0	1	0
09	DAVIS-RAY, B.J.	g	2	4	0	1	0	0	0	3	3	2	4	2	1	0
13	HOLMES, Mitchell	g	4	6	0	0	0	0	1	3	4	0	8	0	0	0
22	WALLS, Nigel	g	0	1	0	0	0	0	0	1	1	1	0	0	4	1
31	UTTER, Trey	g	0	0	0	0	0	0	0	0	0	0	0	0	0	2
33	KALISCHER-STORK, N.	g	0	0	0	0	0	0	0	0	0	0	0	1	0	0
TEAM																
Totals.....																
TOTAL FG%																
3-PT FG%																
F Throw %																

TOTAL FG%	1st Half: 17-35	48.6%	2nd Half: 20-30	66.7%	Game: 56.9%	DEAD
3-PT FG%	1st Half: 7-18	38.9%	2nd Half: 5-9	55.6%	Game: 44.4%	REBS
F Throw %	1st Half: 4-6	66.7%	2nd Half: 16-20	80.0%	Game: 76.9%	6

Officials: Clare Aubry, Tommy Morrissey, Roger Ayers Technicals: UAPB-Scott, SMU-YIGITOGU Att: 4347
Ark-Pine Bluff 26 34 60
SMU 45 61 106

Points in the paint-UAPB 34,SMU 44. Points off turnovers-UAPB 9,SMU 20. 2nd chance points-UAPB 2,SMU 8. Fast break points-UAPB 9,SMU 12. Bench points-UAPB 11,SMU 31. Score tied-0 times. Lead changed-2 times. Last FG-UAPB 2nd-00:00. SMU 2nd-03:09. Largest lead-UAPB by 1 1st-17:37, SMU by 53 2nd-03:46. UAPB led for 00:15. SMU led for 39:14. Game was tied for 00:13.

DALLAS (AP) -- Jaron Pierre Jr. scored a season-high 23 points, Boopie Miller had 15 points and 10 assists, and SMU beat Arkansas-Pine Bluff 106-60. Corey Washington and Jermaine O'Neal Jr. each added 15 points for SMU and Samet Yigitoglu scored 11. B.J. Edwards finished with 11 points, 9 assists and 3 steals. Trevon Payton led UAPB with 13 points, Jaquan Scott fouled out with 12 points and Milhan Charles scored 10. Edwards hit a three a little more than 2 1/2 minutes into the game that sparked a 24-4 run that made it 27-9 midway through the first half. Pierre hit two 3s and scored 10 points during the run. SMU shot 57% (37-65) from the field, made 12-27 (44%) from 3FG range, and outscored UAPB 20-10 from the FT line.

7 Radford72 at [-/rv] SMU89 SMU Record 7-0

11/24/25 7:00 pm at Dallas, TX (Moody Coliseum)

Radford 2-6,0-0 Big Sout

#	Player	fg		fg		ft	fta	reb		pf	tp	a	to	blk	s	min
		f	g	f	g			of	de							
21	Tyson Brown	f	0	1	0	0	0	0	2	4	6	1	2	2	1	2
05	Mari Jordan	g	0	1	0	0	0	0	0	0	1	0	0	1	0	4
10	Del Jones	g	5	11	2	5	4	6	0	2	4	3	18	1	1	3
11	Dennis Parker, Jr.	g	6	15	1	4	5	5	1	3	4	3	18	1	1	3
24	Lukas Walls	g	0	4	0	2	2	0	4	4	1	2	1	0	0	23
03	Jaylon Johnson	g	2	14	4	11	1	2	1	3	4	2	15	2	3	2
04	Brennan Rigby	g	2	7	0	4	1	1	0	4	4	3	5	3	0	3
06	Louie Jordan	g	3	8	3	8	0	0	1	2	3	1	9	0	0	0
07	Frederick Erichsen	g	1	2	1	2	2	2	2	2	3	2	5	0	1	0
TEAM																
Totals.....																
TOTAL FG%																
3-PT FG%																
F Throw %																

TOTAL FG%	1st Half: 12-35	34.3%	2nd Half: 11-34	32.4%	Game: 33.3%	DEAD
3-PT FG%	1st Half: 7-19	36.8%	2nd Half: 4-20	20.0%	Game: 28.2%	REBS
F Throw %	1st Half: 7-8	87.5%	2nd Half: 8-10	80.0%	Game: 83.3%	2

SMU 7-0,0-0 ACC

#	Player	fg		fg		ft	fta	reb		pf	tp	a	to	blk	s	min
		f	g	f	g			of	de							
03	WASHINGTON, Corey	f	8	13	3	7	2	4	5	7	12	3	21	0	3	2
24	YIGITOGU, Samet	c	2	4	0	0	4	8	2	8	10	3	8	1	3	2
00	EDWARDS, B.J.	g	4	13	1	6	1	1	4	4	3	10	2	0	0	2
02	MILLER, Boopie	g	5	9	3	4	12	12	0	1	1	25	10	2	0	1
05	PIERRE JR., Jaron	g	5	13	2	6	3	3	2	11	13	1	15	1	1	1
01	PURYEAR, Chance	g	0	0	0	0	0	0	0	0	1	0	0	0	2	0
07	O'NEAL JR., Jermaine	g	2	4	1	3	1	2	0	1	1	0	6	1	2	0
09	DAVIS-RAY, B.J.	g	0	2	0	0	0	0	1	2	1	0	2	0	0	0
13	HOLMES, Mitchell	g	1	1	0	0	2	2	0	2	2	3	4	0	0	0
22	WALLS, Nigel	g	0	0	0	0	0	0	0	1	1	0	0	1	0	0
TEAM																
Totals.....																
TOTAL FG%																
3-PT FG%																
F Throw %																

TOTAL FG%	1st Half: 15-32	46.9%	2nd Half: 12-27	44.4%	Game: 45.8%	DEAD
3-PT FG%	1st Half: 8-16	50.0%	2nd Half: 2-10	20.0%	Game: 38.5%	REBS
F Throw %	1st Half: 8-11	72.7%	2nd Half: 17-21	81.0%	Game: 78.1%	2

Officials: Ryan Sassano, Tony Padilla, Bert Smith Technicals: Radford-TEAM, SMU-EDWARDS Att: 4421
Radford 38 34 72
SMU 46 43 89

Points in the paint-RAD 20,SMU 32. Points off turnovers-RAD 19,SMU 16. 2nd chance points-RAD 15,SMU 18. Fast break points-RAD 7,SMU 15. Bench points-RAD 3

The Last Time...	SMU Opponent	Date	Result	Opp Opponent	Date	Result
Scored 110 pts	117 at Miami	1/18/2025	W, 117-74			
Scored 105 pts	106 UAPB	11/18/2025	W, 106-60	105 at Texas Tech	12/1/2004	L, 105-67
Scored 100 pts	100 Arkansas State	11/21/2025	W, 100-69	101 at [-rv] Indiana State	3/20/2024	L, 101-92
Scored 97 pts	100 Arkansas State	11/21/2025	W, 100-69	98 [25/rv] Louisville	1/21/2025	L, 98-73
Scored 95 pts	100 Arkansas State	11/21/2025	W, 100-69	98 [25/rv] Louisville	1/21/2025	L, 98-73
Scored 90 pts	100 Arkansas State	11/21/2025	W, 100-69	92 Murray State	11/11/2025	W, 102-91
Scored 50 pts or less	48 at [6/6] Houston	1/31/2021	L, 70-48	50 Lamar	11/27/2022	W, 75-50
Scored 49 pts or less	48 at [6/6] Houston	1/31/2021	L, 70-48	47 Evansville	11/19/2022	W, 55-47
Scored 44 pts or less	37 at UCF	2/17/2018	L, 52-37	39 USF	12/31/2017	W, 79-39
Scored 43 pts or less	37 at UCF	2/17/2018	L, 52-37	39 USF	12/31/2017	W, 79-39
Scored 40 pts or less	37 at UCF	2/17/2018	L, 52-37	39 USF	12/31/2017	W, 79-39
Scored 38 pts or less	37 at UCF	2/17/2018	L, 52-37	38 Alabama State	12/22/2010	W, 49-38
Scored 35 pts or less	28 UAB	2/15/2012	L, 47-28	32 Wayland Baptist	11/24/2010	W, 65-32
Scored 53 pts or more (1st half)	60 (60-26) at Miami	1/18/2025	W, 117-74	53 Centenary	11/17/2007	L, 93-76
Scored 51 pts or more (1st half)	60 (60-26) at Miami	1/18/2025	W, 117-74	51 (51-34) at Cincinnati	3/5/2023	L, 97-74
Scored 50 pts or more (1st half)	50 (50-30) Arkansas State	11/21/2025	W, 100-69	50 (50-27) [25/rv] Louisville	1/21/2025	L, 98-73
Scored 62 pts or more (2nd half)	62 (62-31) Hampton	12/17/2015	W, 105-72	63 (63-55) Tulane	1/11/2023	L, 97-88
Scored 60 pts or more (2nd half)	61 (61-34) UAPB	11/18/2025	W, 106-60	61 (61-43) at [-rv] Indiana State	3/20/2024	L, 101-92
Scored 58 pts or more (2nd half)	61 (61-34) UAPB	11/18/2025	W, 106-60	61 (61-43) at [-rv] Indiana State	3/20/2024	L, 101-92
Scored 55 pts or more (2nd half)	61 (61-34) UAPB	11/18/2025	W, 106-60	61 (61-43) at [-rv] Indiana State	3/20/2024	L, 101-92
Scored 50 pts or more (2nd half)	50 (50-39) Arkansas State	11/21/2025	W, 100-69	52 (52-43) Georgia Tech	1/11/2025	W, 93-71
Scored 50+ in consecutive first halves	51, 51 Tarleton State 11/4/24 (W, 96-62), Florida A&M 11/7/24 (W, 102-73)					
Scored 50 pts or less (consecutive gms)	at UCF 2/24/19 (L, 95-48), [23/22] Cincinnati 2/27/19 (L, 52-49)			at UCF 1/18/14 (W, 58-46), Hofstra 1/19/14 (W, 73-49)		
Scored 20 pts or less in half	17 (1st half) Evansville	11/19/2022	W, 55-47	19 (1st half) Georgia Tech	1/11/2025	W, 93-71
Scored 18 pts or less in half	17 (1st half) Evansville	11/19/2022	W, 55-47	18 (1st half) at Florida State	12/16/2023	W, 68-57
Scored 17 pts or less in half	17 (1st half) Evansville	11/19/2022	W, 55-47	16 (1st half) Texas A&M-Commerce	12/3/2023	W, 90-47
Scored 16 pts or less in half	14 (1st half) at UCF	3/4/2020	L, 61-58	16 (1st half) Texas A&M-Commerce	12/3/2023	W, 90-47
Scored 15 pts or less in half	14 (1st half) at UCF	3/4/2020	L, 61-58	15 (1st half) UAPB	11/18/2017	W, 72-37
Scored 13 pts or less in half	12 (1st half) UAB	2/15/2012	L, 47-28	8 (1st half) Northwestern State	11/15/2017	W, 81-35
Scored 12 pts or less in half	12 (1st half) UAB	2/15/2012	L, 47-28	8 (1st half) Northwestern State	11/15/2017	W, 81-35
Won by 48+	54 (98-44) New Hampshire	12/5/2015	W, 98-44			
Won by 47+	47 (95-48) Northwestern State	11/15/2021	W, 95-48	47 at UCF	2/24/2019	L, 95-48
Won by 45+	46 (106-60) UAPB	11/18/2025	W, 106-60	47 at UCF	2/24/2019	L, 95-48
Won by 40+	46 (106-60) UAPB	11/18/2025	W, 106-60	47 at UCF	2/24/2019	L, 95-48
Won by 35+	46 (106-60) UAPB	11/18/2025	W, 106-60	47 at UCF	2/24/2019	L, 95-48
Won by 33+	46 (106-60) UAPB	11/18/2025	W, 106-60	34 at [2/2] Houston	1/5/2023	L, 87-53
Won by 30+	31 (100-69) Arkansas State	11/21/2025	W, 100-69	32 at UCF	1/8/2023	L, 85-53
Won by 27+	31 (100-69) Arkansas State	11/21/2025	W, 100-69	27 (89-62) [4/4] Duke	1/4/2025	L, 89-62
Won by 25+	31 (100-69) Arkansas State	11/21/2025	W, 100-69	25 (98-73) [25/rv] Louisville	1/21/2025	L, 98-73
Won by 20+	31 (100-69) Arkansas State	11/21/2025	W, 100-69	25 (98-73) [25/rv] Louisville	1/21/2025	L, 98-73
Led by 35+ at halftime	35 (52-17) McNeese State	12/2/2013	W, 88-59			
Led by 30+ at halftime	34 (60-26) at Miami	1/18/2025	W, 117-74	26 (49-23) at [2/2] Houston	1/5/2023	L, 87-53
Led by 25+ at halftime	25 (50-25) at Notre Dame	2/19/2025	W, 97-73	23 (50-27) [25/rv] Louisville	1/21/2025	L, 98-73
Led by 20+ at halftime	20 (50-30) Arkansas State	11/21/2025	W, 100-69	19-0 (SMU 11:08) at UCF	3/4/2020	L, 61-58
Started with 17-0 run	19-0 (UH scored 11:42) Hartford	11/27/2019	W, 90-58	19-0 (SMU 11:08) at UCF	3/4/2020	L, 61-58
Started with 16-0 run	16-0 (NSU scored 13:14) Northwestern State	11/15/2021	W, 95-48	14-0 (SMU 14:09) vs Boise State	3/18/2021	L, 85-84
Started with 14-0 run	15-0 (Temple scored 14:08) Temple	1/16/2024	W, 77-64	11-0 (SMU 17:40) [6/7] Houston	2/9/2022	W, 85-83
Started with 10-0 run	15-0 (Temple scored 14:08) Temple	1/16/2024	W, 77-64			
Run of at least 20-0	22-0 Tarleton State	11/4/2024	W, 96-62			
Run of at least 15-0	16-0 (2nd half) UAPB	11/18/2025	W, 106-60			
Run of at least 12-0	12-0 (2nd half) Radford	11/24/2025	W, 89-72	12-0 at Virginia	1/15/2025	W, 54-52
Run of at least 11-0	12-0 (2nd half) Radford	11/24/2025	W, 89-72	11-0 (2nd half) Radford	11/24/2025	W, 89-72
Run of at least 10-0	12-0 (2nd half) Radford	11/24/2025	W, 89-72	11-0 (2nd half) Radford	11/24/2025	W, 89-72
Tied on FG in last 20 secs (force ot)	25-ft top of key 3FG at 19.0 at Vanderbilt (Isiaha Mike)	1/4/2020	W, 92-81 ot	Driving layup at 2.0 at Wichita St (Caleb Porter Jr.)	2/12/2023	L, 91-89 (2OT)
Tied on FG in last 10 secs (force ot)	25-ft left wing 3FG at 0.0 Houston (Shawn Williams)	2/2/2013	L, 84-80 ot	Driving layup at 2.0 at Wichita St (Caleb Porter Jr.)	2/12/2023	L, 91-89 (2OT)
previous	35-ft 3FG at 0.5 Rice (Dez Willingham)	1/21/2006	W, 80-69 ot	Tip 0.6 at Tulsa (Bryant Selebangue)	1/18/2023	W, 79-76 (OT)
previous				Layup 4.0 (1OT) at Georgia (Sahvir Wheeler)	12/20/2019	L, 87-85 (2OT)
Tied on FT in last 10 secs (force ot)	3-3 FT at 0:06.8 Marshall (Dez Willingham)	2/16/2006	L, 75-72 ot			
Won on shot in last 10 seconds	driving reverse layup Butler (Jaron Pierre Jr.)	11/15/2025	W, 87-85	Left wing 3 - 3.2 at [15/15] Memphis (Jahvon Quinerly)	1/7/2024	L, 62-59
	tip-in at 2.9 Syracuse (Keon Ambrose-Hylton)	3/4/2025	W, 77-75			
previous	24-ft right wing 3FG 0.4 at Virginia (Boopie Miller)	1/15/2025	W, 54-52	28-ft running 3 - 0.9 at Hawaii (Jovon McClanahan)	12/25/2022	L, 58-57
previous	10-ft driving floater 2.1 vs Cal Baptist (Boopie Miller)	11/26/2024	W, 79-77	Putback layup 10.1 vs Boise State (Devonaire Doutrive)	3/18/2021	L, 85-84
previous	5-ft driving jumper 0.2 at Dayton (Emmanuel Bandoumel)	12/5/2020	W, 66-64			
previous	10-ft right baseline vs Wright St (Jimmy Whitt Jr.)	11/21/2018	W, 77-76			
previous	3FG right corner at 6.5 California	3/26/2014	W, 67-65			
Won on shot in final second	24-ft right wing 3FG 0.4 at Virginia (Boopie Miller)	1/15/2025	W, 54-52	28-ft running 3 - 0.9 at Hawaii (Jovon McClanahan)	12/25/2022	L, 58-57
Won on shot at buzzer	19-ft inside top key at 0.0 at Tulsa (Jeremiah Samarippas)	1/7/2012	W, 57-55	75-ft 3FG 0.0 at Marshall (Markel Humphrey)	1/21/2009	L, 53-50
Won on FT in last 10 seconds	1-2 FTs at 3.0 Temple (Zhuric Phelps)	2/8/2023	W, 72-71	2-2 FT 0:00.6 SC-Upstate (Mezie Uzochukwu)	12/18/2007	L, 58-56
	2-2 FTs at 0:00.1 Jacksonville (Papa Dia)	3/19/2011	W, 63-62			
Shot 70%	72.3 (34-47) Lamar	11/21/2010	W, 102-70			
Shot 69.5%	69.8 (30-43) Southern Miss	1/22/2011	W, 79-65	66.1 Kansas St.	12/2/1978	
Shot 65%	69.2 (45-65) at Miami	1/18/2025	W, 117-74	66.1 Kansas St.	12/2/1978	
Shot 63%	69.2 (45-65) at Miami	1/18/2025	W, 117-74	60.7 (34-56) at Southern Miss	2/20/2008	L, 81-61
Shot 60%	69.2 (45-65) at Miami	1/18/2025	W, 117-74	28.8 (19-66) Texas A&M-Corpus Christi	11/6/2025	W, 69-58
Shot 30% or less	25.9 (14-54) at Cincinnati	1/28/2020	L, 65-43	28.8 (17-64) [23/22] Cincinnati	2/27/2019	L, 52-49
Shot 27% or less	25.9 (14-54) at Cincinnati	1/28/2020	L, 65-43	24.5% (12-49) Northwestern State	11/15/2017	W, 81-35
Shot 25% or less	24.6 (17-69) at UCF	2/24/2019	L, 95-48	19.6% (10-51) at Rice	2/9/2013	W, 61-39
Shot 20% or less	17.4 (8-46) UAB	2/15/2012	L, 47-28			
Had 60 team Rebounds	62 Nicholls	12/16/2015	W, 86-42			
Had 57 team Rebounds	59 Prairie View A&M	11/18/2024	W, 110-69	58 at UCF	2/24/2019	L, 95-48
Had 55 team Rebounds	56 Alabama State	12/3/2024	W, 101-72	58 at UCF	2/24/2019	L, 95-48
Had 50 team Rebounds	50 at Mississippi State	11/28/2025	W ot, 87-81	52 Cincinnati	1/14/2023	L, 54-52
Had 20 or less Rebounds	20 at [7/4] Wichita State	1/17/2018	W, 83-78	18 at Miami	1/18/2025	W, 117-74
Had 18 or less Rebounds	18 at Southern Miss	2/29/2012	L, 67-60	17 East Carolina	2/21/2016	W, 74-63
Had 17 or less Rebounds	17 Marshall	2/13/2008	L, 75-74	17 East Carolina	2/21/2016	W, 74-63
Had 16 or less Rebounds				16 [RV/RV] Wyoming	12/5/2014	W, 66-53
Had +38 Rebound Margin	+39 (82-43) Texas Lutheran	1/28/1977	W, 117-77			
Had +31 Rebound Margin	+37 (62-25) Nicholls	12/16/2015	W, 86-42			
Had +30 Rebound Margin	+30 (55-25) Northwestern State	11/15/2021	W, 95-48			
Had +25 Rebound Margin	+26 (51-25) vs Washington State	11/27/2024	W, 77-60	+28 (54-26) at [2/2] Houston	1/5/2023	L, 87-53

Had +20 Rebound Margin	+23 (43-20) at Notre Dame	2/19/2025	W, 97-73	+28 (54-26) at [2/2] Houston	1/5/2023	L, 87-53
Had +20 Rebound Margin 4 straight gms	+25 (48-23), +25 (45-20), +37 (62-25), +26 (49-23)					
Had 24+ Offensive Rebounds	New Hampshire 12/5/15 (W88-44), Michigan 12/8 (W82-58), Nichols 12/16 (W86-42), Hampton 12/17(W105-72)					
Had 23+ Offensive Rebounds	27 (45 total) at [r/v/r] South Florida	2/25/2024	L, 79-68	23 (37 total) Houston	1/19/2016	W, 77-73
Had 22+ Offensive Rebounds	23 (59 total) Prairie View A&M	11/18/2024	W, 110-69	22 (45 total) Sam Houston	11/24/2021	W, 75-66
Had 21+ Offensive Rebounds	22 (51 total) vs Washington State	11/27/2024	W, 77-60	21 (48 total) Arkansas State	11/21/2025	W, 100-69
Had 20+ Offensive Rebounds	21 (41 total) [4/4] Duke	1/4/2025	W, 89-62	21 (48 total) Arkansas State	11/21/2025	W, 100-69
Had 28 assists	21 (41 total) [4/4] Duke	1/4/2025	W, 89-62			
Had 25 assists	29 Arkansas State	11/21/2025	W, 100-69	27 [25/r/v] Louisville	1/21/2025	L, 98-73
Had 20 assists	29 Arkansas State	11/21/2025	W, 100-69	24 Butler	11/15/2025	W, 87-85
Had 7 or less assists	29 Arkansas State	11/21/2025	W, 100-69	6 Arkansas State	11/21/2025	W, 100-69
Had 6 or less assists	7 at Stanford	3/1/2025	L, 73-68	6 Arkansas State	11/21/2025	W, 100-69
Had 5 or less assists	5 at [r/v/r] Florida Atlantic	2/22/2024	L, 80-70	4 at Florida State	12/16/2023	W, 68-57
Had 4 or less assists	5 at [r/v/r] Florida Atlantic	2/22/2024	L, 80-70	4 at Florida State	12/16/2023	W, 68-57
Had 13 blocks	3 UAB	2/15/2012	L, 47-28			
Had 12 blocks	13 (Ties SMU Record) Midwestern State	12/29/2014	W, 70-61	12 Cincinnati	1/14/2023	L, 54-52
Had 11 blocks	12 Houston Christian	12/19/2023	W, 89-53	12 Cincinnati	1/14/2023	L, 54-52
Had 10 blocks	12 Houston Christian	12/19/2023	W, 89-53	10 Tulane	2/1/2024	W, 80-76
Had 9 blocks	9 Temple	1/16/2024	W, 77-64	10 Tulane	2/1/2024	W, 80-76
Had 8 blocks	8 Prairie View A&M	11/18/2024	W, 110-69	8 vs Temple	3/14/2024	L, 75-60
Had 0 blocks	0 at Stanford	3/1/2025	L, 73-68	0 at Tulane	1/15/2022	W, 75-66
Had 0 combined blocks	0 (0-0) at Michigan	12/20/2014	W, 62-51	0 (0-0) at Michigan	12/20/2014	W, 62-51
Had 19 steals	26 Arkansas State	11/21/2025	W, 100-69	17 [11/9] Louisville	3/5/2014	L, 84-71
Had 17 steals	26 Arkansas State	11/21/2025	W, 100-69	16 at Tulane	2/1/2023	L, 74-52
Had 15 steals	26 Arkansas State	11/21/2025	W, 100-69	14 vs Temple	3/14/2024	L, 75-60
Had 13 steals	26 Arkansas State	11/21/2025	W, 100-69	12 Radford	11/24/2025	W, 89-72
Had 12 steals	26 Arkansas State	11/21/2025	W, 100-69	3 Texas A&M-Corpus Christi	11/6/2025	W, 69-68
Had 3 or less steals	1 at NC State	1/25/2025	W, 63-57	1 Syracuse	3/4/2025	W, 77-75
Had 2 or less steals	1 at NC State	1/25/2025	W, 63-57	1 Syracuse	3/4/2025	W, 77-75
Had 1 or less steals	1 at NC State	1/25/2025	W, 63-57	0 at Houston	2/12/2015	W, 75-69
Had 0 steals	0 [21/17] Houston	1/16/2019	L, 69-58			
Had +12 Steal Differential	+22 (26-4) Arkansas State	11/21/2025	W, 100-69	+11 (17-6) [11/9] Louisville	3/5/2014	L, 84-71
Had +11 Steal Differential	+22 (26-4) Arkansas State	11/21/2025	W, 100-69	+10 (12-2) [r/v/r] Cincinnati	1/7/2016	W, 59-57
Had +10 Steal Differential	+22 (26-4) Arkansas State	11/21/2025	W, 100-69	+9 (11-2) at Texas A&M	11/30/2022	L, 83-64
Had +9 Steal Differential	+22 (26-4) Arkansas State	11/21/2025	W, 100-69	7 at Mississippi State	11/28/2025	W ot, 87-81
Had 8 or less turnovers	8 Arkansas State	11/21/2025	W, 100-69	7 at Mississippi State	11/28/2025	W ot, 87-81
Had 7 or less turnovers	6 Syracuse	3/4/2025	W, 77-75	6 at NC State	1/25/2025	W, 63-57
Had 6 or less turnovers	6 Syracuse	3/4/2025	W, 77-75	5 at Temple	2/16/2022	L, 64-57
Had 5 or less turnovers	4 at Rice	2/7/2024	W, 95-69	4 [21/17] Houston	1/16/2019	L, 69-58
Had 4 or less turnovers	4 at Rice	2/7/2024	W, 95-69	2 at Houston	2/13/2010	L, 66-60
Had 3 or less turnovers	3 vs Tulsa	3/11/2022	W, 83-58	32 Arkansas State	11/21/2025	W, 100-69
Had 26 or more turnovers	26 vs. #24 UAB	3/9/2006	L, 69-55	32 Arkansas State	11/21/2025	W, 100-69
Had 24 or more turnovers	25 Texas State	12/29/2007	W, 77-70	32 Arkansas State	11/21/2025	W, 100-69
Had 23 or more turnovers	23 [11/9] Louisville	3/5/2014	L, 84-71	+15 (11-26) vs. #24 UAB	3/9/2006	L, 69-55
Had +15 Turnover Differential	+24 (8-32) Arkansas State	11/21/2025	W, 100-69	+15 (11-26) vs. #24 UAB	3/9/2006	L, 69-55
Had +14 Turnover Differential	+24 (8-32) Arkansas State	11/21/2025	W, 100-69	+12 (6-18) at USF	3/7/2020	L, 61-60
Had +12 Turnover Differential	+24 (8-32) Arkansas State	11/21/2025	W, 100-69	+12 (6-18) at USF	3/7/2020	L, 61-60
Had +10 Turnover Differential	+24 (8-32) Arkansas State	11/21/2025	W, 100-69			
Had 43 3pt attempts				43 (18-43) at Houston	2/16/2008	L, 69-47
Had 40 3pt attempts				42 (19-42) [25/r/v] Louisville	1/21/2025	L, 98-73
Had 37 3pt attempts	37 (10-37) UCF	2/10/2019	L, 71-65	39 (11-39) Radford	11/24/2025	W, 89-72
Had 36 3pt attempts	36 (6-36) at Tulane	2/19/2020	L, 80-72	39 (11-39) Radford	11/24/2025	W, 89-72
Had 35 3pt attempts	35 (8-35) Wake Forest	2/15/2025	L, 77-66	39 (11-39) Radford	11/24/2025	W, 89-72
Had 30 3pt attempts	35 (8-35) Wake Forest	2/15/2025	L, 77-66	39 (11-39) Radford	11/24/2025	W, 89-72
Had 8 or less 3pt attempts	5 (0-5) vs. [r/v/r] Colorado	12/22/2015	W, 70-66	7 (5-7) Ark-Little Rock	11/12/2010	L, 57-47
Had 7 or less 3pt attempts	5 (0-5) vs. [r/v/r] Colorado	12/22/2015	W, 70-66	7 (5-7) Ark-Little Rock	11/12/2010	L, 57-47
Had 5 or less 3pt attempts	5 (0-5) vs. [r/v/r] Colorado	12/22/2015	W, 70-66	5 Southern Miss	2/4/2006	W, 58-53
Had 4 or less 3pt attempts	2 (0-2) at Tulsa	3/6/2013	W, 71-65			
Made 18 3-pointers				19 (19-42) [25/r/v] Louisville	1/21/2025	L, 98-73
Made 16 3-pointers	16 (16-37) UC Riverside	11/20/2010	L, 73-69 ot	19 (19-42) [25/r/v] Louisville	1/21/2025	L, 98-73
Made 15 3-pointers	15 (15-23) at Murray State	12/22/2023	W, 92-65	19 (19-42) [25/r/v] Louisville	1/21/2025	L, 98-73
Made 14 3-pointers	14 (14-25) at Miami	1/18/2025	W, 117-74	14 (14-29) [18/17] Clemson	2/22/2025	L, 79-69
Made 13 3-pointers	14 (14-25) at Miami	1/18/2025	W, 117-74	13 (13-29) Butler	11/15/2025	W, 87-85
Made 12 3-pointers	12 (12-27) UAPB	11/18/2025	W, 106-60	13 (13-29) Radford	11/24/2025	W, 89-72
Made 11 3-pointers	12 (12-27) UAPB	11/18/2025	W, 106-60	11 (11-39) Radford	11/24/2025	W, 89-72
Made 10 3-pointers	10 (10-26) Radford	11/24/2025	W, 89-72	11 (11-39) Radford	11/24/2025	W, 89-72
Made 0 3-pointers	0 (0-5) vs. [r/v/r] Colorado	12/22/2015	W, 70-66	0 Southern Miss	1/10/2007	L, 57-56
Made 0 3-pointers (back-to-back)	Wyoming (0-5) & Tulsa (0-13)	1/2 & 1/6/2013	L, 59-56 & L, 48-47			
Shot 50% 3-pointers (min. 15 FGM)	65.2 (15-23) at Murray State	12/22/2023	W, 92-65	50.0 (15-30) at Memphis	2/20/2010	L, 76-63
Shot 70% 3-pointers (min. 10 FGM)	71.4 (10-14) McNeese State	12/2/2013	W, 88-59	71.4 (10-14) vs. [R/V/RV] Virginia	11/29/2013	L, 76-73
Shot 60% 3-pointers (min. 10 FGM)	68.8 (11-16) at Boston College	12/21/2024	W, 103-77	71.4 (10-14) vs. [R/V/RV] Virginia	11/29/2013	L, 76-73
Shot 55% 3-pointers (min. 10 FGM)	57.1 (12-21) Oklahoma State	3/23/2025	L, 85-83	59.1 (13-22) vs Iona	12/22/2022	W, 85-81
Shot 50% 3-pointers (min. 10 FGM)	57.1 (12-21) Oklahoma State	3/23/2025	L, 85-83	52.2 (12-23) North Texas	2/11/2024	W, 71-68
Shot 72% 3-pointers (min. 5 FGM)	57.1 (12-21) Oklahoma State	11/21/2012	W, 83-70	50.0 (11-22) at North Carolina	1/7/2025	L, 82-67
Shot 70% 3-pointers (min. 5 FGM)	72.7 (8-11) Rider	12/2/2013	W, 88-59	71.4 (10-14) vs. [R/V/RV] Virginia	11/29/2013	L, 76-73
Shot 60% 3-pointers (min. 5 FGM)	71.4 (10-14) McNeese State	12/21/2024	W, 103-77	71.4 (10-14) vs. [R/V/RV] Virginia	11/29/2013	L, 76-73
Shot 55% 3-pointers (min. 5 FGM)	68.8 (11-16) at Boston College	3/23/2025	L, 85-83	59.1 (13-22) vs Iona	12/22/2022	W, 85-81
Shot 52% 3-pointers (min. 5 FGM)	57.1 (12-21) Oklahoma State	3/23/2025	L, 85-83	52.9 (9-17) vs Cal Baptist	11/26/2024	W, 79-77
Shot 50% 3-pointers (min. 5 FGM)	57.1 (12-21) Oklahoma State	3/23/2025	L, 85-83	50.0 (11-22) at North Carolina	1/7/2025	L, 82-67
Had 54 FT attempts	54 (36-54) TCU	1/27/1996	W ot, 87-83			
Had 50 FT attempts	50 (34-50) at Texas State	1/2/2010	L, 91-86	43 (32-43) at Arizona State	12/6/2023	L, 76-74
Had 45 FT attempts	50 (34-50) at Texas State	1/2/2010	L, 91-86	35 (29-35) Tarleton State	11/3/2025	W, 96-76
Had 40 FT attempts	42 (33-42) Tarleton State	11/3/2025	W, 96-76	35 (29-35) Tarleton State	11/3/2025	W, 96-76
Had 35 FT attempts	42 (33-42) Tarleton State	11/3/2025	W, 96-76			
Had 30 FT attempts	32 (25-32) Radford	11/24/2025	W, 89-72			
Had 16 FT attempts (OT)	16 (12-16) Rice	1/21/2006	W, 80-69 ot			
Had 10 FT attempts (OT)	10 (9-10) Rice	2/23/2011	W, 76-66 ot			
Had 8 or less FT attempts	7 (3-7) at Virginia	1/15/2025	W, 54-52	2 (2-2) at Stanford	3/1/2025	L, 73-68
Had 7 or less FT attempts	7 (3-7) at Virginia	1/15/2025	W, 54-52	2 (2-2) at Stanford	3/1/2025	L, 73-68

Had 6 or less FT attempts	6 (4-6) vs West Virginia	11/20/2023	W, 70-58	2 (2-2) at Stanford	3/1/2025	L, 73-68
Had 4 or less FT attempts	4 (3-4) at Rice	2/7/2024	W, 95-69	2 (2-2) at Stanford	3/1/2025	L, 73-68
Had 3 or less FT attempts	3 (2-3) [23/22] Cincinnati	2/27/2019	L, 52-49	2 (2-2) at Stanford	3/1/2025	L, 73-68
Had 2 or less FT attempts	2 (2-2) vs [8/8] Cincinnati	3/9/2018	L, 61-51	2 (2-2) at Stanford	3/1/2025	L, 73-68
Had 1 or less FT attempts				1 (1-1) at Houston	2/16/2011	W, 65-51
Had +30 FTA Differential	+36 (45-9) Prairie View A&M	12/20/2007	W, 57-49			
Had +25 FTA Differential	+27 (37-10) vs. Missouri State	11/25/2012	W, 62-61	+26 (32-6) at Rice	3/4/2006	L, 68-66
Had +24 FTA Differential	+24 (34-10) Temple	1/4/2017	W, 79-65	+24 (43-19) at Arizona State	12/6/2023	L, 76-74
Had +22 FTA Differential	+23 (40-17) Cincinnati	3/3/2022	W, 76-71	+24 (43-19) at Arizona State	12/6/2023	L, 76-74
Had +20 FTA Differential	+20 (22-2) at Stanford	3/1/2025	L, 73-68	+24 (43-19) at Arizona State	12/6/2023	L, 76-74
Had 30 FTA (in a half)	30 (23-30) - 2nd half Cincinnati	3/3/2022	W, 76-71			
Had 26 FTA (in a half)	28 (19-28) - 2nd half [rv/rv] Mississippi State	11/20/2024	L, 84-79	28 (18-28) - 2nd half vs Cincinnati	3/12/2021	L, 74-71
Had 25 FTA (in a half)	28 (19-28) - 2nd half [rv/rv] Mississippi State	11/20/2024	L, 84-79	25 (17-25) - 2nd half at Arizona State	12/6/2023	L, 76-74
Had 22 FTA (in a half)	22 (17-22)- 1st half Tarleton State	11/3/2025	W, 96-76	23 (20-23) - 2nd half Tarleton State	11/3/2025	W, 96-76
Had 20 FTA (in a half)	21 (17-21) - 2nd half Radford	11/24/2025	W, 89-72	23 (20-23) - 2nd half Tarleton State	11/3/2025	W, 96-76
Made 35 FTs	35 (35-41) Centenary	11/22/2005	W, 85-67	36 (36-40) at [5] Memphis	2/18/2009	L, 90-47
Made 34 FTs	34 (34-50) at Texas State	1/2/2010	L, 91-86	36 (36-40) at [5] Memphis	2/18/2009	L, 90-47
Made 32 FTs	33 (33-42) Tarleton State	11/3/2025	W, 96-76	32 (32-43) at Arizona State	12/6/2023	L, 76-74
Made 30 FTs	33 (33-42) Tarleton State	11/3/2025	W, 96-76	30 (30-35) at [-rv] Indiana State	3/20/2024	L, 101-92
Made 25 FTs	25 (25-32) Radford	11/24/2025	W, 89-72	29 (29-35) Tarleton State	11/3/2025	W, 96-76
Made 5 or less FT	3 (3-7) at Virginia	1/15/2025	W, 54-52	2 (2-2) at Stanford	3/1/2025	W, 73-68
Made 4 or less FT	3 (3-7) at Virginia	1/15/2025	W, 54-52	2 (2-2) at Stanford	3/1/2025	W, 73-68
Made 3 or less FT	3 (3-7) at Virginia	1/15/2025	W, 54-52	2 (2-2) at Stanford	3/1/2025	W, 73-68
Made 2 or less FT	2 (2-3) [23/22] Cincinnati	2/27/2019	L, 52-49	2 (2-2) at Stanford	3/1/2025	W, 73-68
Made 1 or less FT				1 (1-5) Memphis	2/20/2022	W, 73-57
Had +22 FTM Differential	+22 (30-8) Prairie View A&M	12/20/2007	L, 57-49	+23 (33-4) at UAB	2/14/2009	L, 78-75
Had +20 FTM Differential	+21 (22-1) Louisiana Tech	12/31/2011	W, 73-65	+22 (32-10) at Arizona State	2/14/2023	L, 76-74
Had +17 FTM Differential	+19 (33-14) Cincinnati	3/3/2022	W, 76-71	+19 (27-8) at UAB	3/10/2024	L, 74-70
Had +15 FTM Differential	+16 (26-10) Longwood	12/29/2024	W, 98-82	+19 (27-8) at UAB	3/10/2024	L, 74-70
Made 20 FTs (in a half)	23 (23-30) - 2nd half Cincinnati	3/3/2022	W, 76-71	20 (20-23) - 2nd half Tarleton State	11/3/2025	W, 96-76
Shot 90% Fts (Min 30 FTM)				90.0 (36-40) at [5] Memphis	2/18/2009	L, 90-47
Shot 90% Fts (Min 20 FTM)	95.2 (20-21) vs. Alcorn State	12/22/2012	W, 67-52	90.0 (27-30) at [rv/rv] South Florida	2/25/2024	L, 79-68
Shot 96% Fts (Min 15 FTM)	100 (16-16) at UCF	3/4/2020	L, 61-58			
Shot 94% Fts (Min 15 FTM)	95.0 (19-20) at ECU	2/8/2021	W, 71-56	94.4 (17-18) East Carolina	2/23/2013	L, 72-69
Shot 92% Fts (Min 15 FTM)	93.8 (15-16) Washington State	3/20/2022	L, 75-63	93.8 (15-16) Lamar	11/9/2023	W, 78-67
Shot 90% Fts (Min 15 FTM)	93.8 (15-16) Washington State	3/20/2022	L, 75-63	90.0 (27-30) at [rv/rv] South Florida	2/25/2024	L, 79-68
Shot 100% FT (Min 10 FTM)	100 (16-16) at UCF	3/4/2020	L, 61-58	100 (11-11) vs LMU	11/22/2021	L, 76-70
Shot 94% Fts (Min 10 FTM)	95.0 (19-20) at ECU	2/8/2021	W, 71-56	100 (11-11) vs LMU	11/22/2021	L, 76-70
Shot 93% Fts (Min 10 FTM)	93.8 (15-16) Washington State	3/20/2022	L, 75-63	93.8 (15-16) Lamar	11/9/2023	W, 78-67
Shot 92% Fts (Min 10 FTM)	92.3 (12-13) at East Carolina	1/13/2024	W, 75-64	92.3 (12-13) vs Wisconsin	11/22/2023	L, 69-61
Shot 90% Fts (Min 10 FTM)	91.7 (11-12) at NC State	1/25/2025	W, 63-57	90.0 (27-30) at [rv/rv] South Florida	2/25/2024	L, 79-68
No players score 10+	0 at UCF	2/24/2019	L, 95-48	0 A&M-Corpus Christi	11/30/2020	W, 91-54
Eight players score 8+	8 Savannah State	12/19/2005	W, 89-46			
(Bryan Hopkins 19, Donatas Rackauskas 12, Brian Epps 11, Brian Morris 11, Dez Willingham 11, Derrick Roberts 9, Ike Ofoegbu 8, Devon Pearson 8)	7 (18,17,16,14,13,10,10) at Miami	1/18/2025	W, 117-74			
Seven double digit scorers	7 (18,17,16,14,13,10,10) at Miami	1/18/2025	W, 117-74			
(Boopie Miller 18, Matt Cross 17, Samet Yigitoglu 15, Chuck Harris 14, Kario Oquendo 13, Keon Ambrose-Hyilton 10, B.J. Edwards 10)						
Six double digit scorers	6 (24,17,15,14,13,11) Arkansas State	11/21/2025	W, 100-69	6 (19,14,14,12,12,10) at Butler	11/15/2024	L, 81-68
Five double digit scorers	6 (24,17,15,14,13,11) Arkansas State	11/21/2025	W, 100-69	5 [rv/rv] Mississippi State	11/22/2024	L, 84-79
Six 10+ scorers (2 straight gms)	6 (23,15,15,15,11,11) UAPB	11/18/2025	W, 106-60			
	6 (24,17,15,14,13,11) Arkansas State	11/21/2025	W, 100-69			
Five 10+ scorers (2 straight gms)	5,5,6,6 Murray State	11/11/2025	W, 102-91	5, 5 at [2/2] Houston	1/5/2023	L, 87-53
	Butler	11/15/2025	W, 87-85	at UCF	1/8/2023	L, 85-53
	UAPB	11/18/2025	W, 106-60			
	Arkansas State	11/21/2025	W, 100-69			
Five 10+ scorers (3 straight gms)	5,5,6,6 Murray State	11/11/2025	W, 102-91			
	Butler	11/15/2025	W, 87-85			
	UAPB	11/18/2025	W, 106-60			
	Arkansas State	11/21/2025	W, 100-69			
Four players score 15+	4 (23,15,15,15) UAPB	11/18/2025	W, 106-60	4 (18,18,16,15) New Mexico	11/15/2022	L, 84-63
Four players score 17+	4 (28,20,19,17) Murray State	11/11/2025	W, 102-91	4 (18,18,16,15) New Mexico	11/15/2022	L, 84-63
Three players score 18+	3 (28,20,19) Murray State	11/11/2025	W, 102-91	3 (27,19,18) at East Carolina	2/4/2023	L, 77-72
Three players score 15+	3 (24,17,15) Arkansas State	11/21/2025	W, 100-69	3 (21, 17, 16) at Mississippi State	11/28/2025	W ot, 87-81
3 players 15+ pts, 5 straight games	3, 3, 3, 4, 4 Tulane 2/15/17, at Houston 2/18, at UConn 2/25, Tulsa 3/2, Memphis 3/4					
3 players 15+ pts, 3 straight games	3, 3, 3 at Indiana State 3/20/24, Tarleton State 11/4/24, FAMU 11/7/24					
3 players 15+ pts, consecutive games	4,3 UAPB 11/18/25, Arkansas State 11/21/25					
Two 20 pts scorers	2 (28 Miller,24 Pierre Jr.) at Mississippi State	11/28/2025	W ot, 87-81			
Two 20 pts scorers in consecutive gms	2,2 at Vanderbilt 1/4/20 (W, 92-81 ot), UCF 1/8 (W, 81-74)					
Three 20 pt scorers	3 (21,20,20) Tarleton State	11/3/2025	W, 96-76			
	(Jaron Pierre Jr. 21, B.J. Edwards 20, Boopie Miller 20)					
Two 25 pts scorers	2 at Tulsa	1/1/2005	W, 95-83 ot	3 at Wichita State	2/12/2023	L, 91-89 (2OT)
	(Bryan Hopkins 32, Eric Castro 28)			(Kenny Pohito 28, Craig Porter Jr. 22, Jaykwon Walton 20)		
Two 27 pts scorers	2 at Tulsa	1/1/2005	W, 95-83 ot	2 (35,25) at [-rv] Indiana State	3/20/2024	L, 101-92
	(Bryan Hopkins 32, Eric Castro 28)			(Jayson Kent 35, Ryan Conwell 25)		
Two 30 pt scorers	2 Arkansas	1/30/1973		2 UTEP	3/1/2008	W, 99-96 2ot
	(Ira Terrell 33, Sammy Hervey 31)			(Marvin Kilgore 28, Stefon Jackson 27)	1/21/1995	
Three players with 10+ Rebounds	3 Radford	11/24/2025	W, 89-72	2 Texas Tech		
	(Jaron Pierre Jr. 13, Corey Washington 12, Samet Yigitoglu 10)			(Jason Sasser 30, Mark Davis 30)	1/14/2023	L, 54-52
Two players with 10+ Rebounds	3 (13 Yigitoglu, 10 Washington) at Mississippi State	11/28/2025	W ot, 87-81			
Four players with 8+ Rebounds	4 at Temple	2/9/2017	W, 66-50	2 (12,10) at Mississippi State	11/28/2025	W ot, 87-81
	(Ben Moore 12, Semi Ojeleye 10, Sterling Brown 9, Jarrey Foster 8)			4 Cincinnati	1/14/2023	L, 54-52
Five players with 5+ Rebounds	6 (13,10,9,6,6,6) at Mississippi State	11/28/2025	W ot, 87-81			
Six players with 5+ Rebounds	6 (13,10,9,6,6,6) at Mississippi State	11/28/2025	W ot, 87-81	5 (8,7,6,5,5) at [rv/rv] Florida Atlantic	2/22/2024	L, 80-70
5 w/ 5+ Rebs, consecutive games	5, 5 at Arizona State 12/8/23 L 76-74, at Florida State 12/16/23 W 68-57			6 Louisiana	11/22/2022	L, 76-72 ot
5 w/ 5+ Rebs, three straight games	5, 5, 5 Brown 11/29/15 W 77-69, at TCU 12/2 W 75-70, New Hampshire 12/5 W 98-44					
No players with 5+ rebounds	0 (2 with 4) vs Wisconsin	11/22/2023	L, 69-61			
Eight players with 4+ rebounds	8 (4,4,4,4,6,7,7) UC Santa Barbara	11/22/2016	W, 84-57			
Had 3 players with a double-double	3 Radford	11/24/2025	W, 89-72	0 (2 with 4 rebs) Virginia	12/7/2024	W, 83-51
	(Jaron Pierre Jr. 15pts, 13 rebs; Corey Washington 21 pts, 12 rebs; Boopie Miller 25 pts, 10 asts)					
Had 2 players with a double-double	3 Radford	11/24/2025	W, 89-72	2 Georgia Tech	1/11/2025	W, 93-71
	(Jaron Pierre Jr. 15pts, 13 rebs; Corey Washington 21 pts, 12 rebs; Boopie Miller 25 pts, 10 asts)			Duncan Powell (13pts, 11 rebs; Nathan George 11pts, 10 asts)		
Had 2 double-doubles consecutive games	2,2 Hartford 11/27/19, Abilene Christian 11/29/19					

Two 20 pt scorers in consecutive games

Two players with 8+ assists
Two players with 7+ assists
Two players with 6+ assists
Three players with 5+ assists

Two players with 5+ assists
Five players with 2+ assists
Six players with 2+ assists
Seven players with 2+ assists
Eight players with 2+ assists

5 w/ 2+ Asts, consecutive games
5 w/ 2+ Asts, 3 straight games
5 w/ 2+ Asts, 4 straight games
6 w/ 2+ asts, consecutive
Five players with 4+ assists

Two players with 5+ 3FGs

Three players with 3+ 3FGs
Four players with 2+ 3FGs
Five players with 2+ 3FGs
Eight players with a steal
Seven players with a steal
Five players with 2+ steals
Three players with 3+ steals
Three players with 4+ steals
Six different players with a blocked shot
Four players with 2+ blocks
Three players with 2+ blocks
Started 3 Freshmen

Started 4 Freshmen

Won an overtime game
Lost an overtime game
Won a double overtime game
Lost a double overtime game
Won a triple overtime game
Lost a triple overtime game
Played consecutive overtime games
Won consecutive overtime games
Sold out at home

Won 18+ straight games
Won 10+ straight games
Won 8+ straight games

Won 5+ straight games
Won 10+ straight regular season games
Won 15+ straight RS non-league games
Won 10+ straight RS non-league games
Won 15+ straight non-league at home
Won 10+ straight non-league at home

Won 8+ straight league games
Won 5+ straight league games
Won 7+ straight road games
Won 6+ straight road games
Won 3+ straight road games
Won 7+ straight league road games
Won 6+ straight league road games
Won 3+ straight league road games
Won 20+ straight home games
Won 10+ straight home games
Won 9+ straight home games
Won 12+ straight league home games
Won 10+ straight league home games
Won 5+ straight league home games
Won 5+ straight league tournament games

Received Votes both polls

Received Votes AP

Received Votes Coaches Poll

Ranked in Top 25

Ranked in Top 20

Ranked in Top 15

Ranked in Top 12

Ranked in Top 10

Defeated a team receiving votes

Defeated a ranked opponent

Defeated an AP Top-20 opponent

Defeated an AP Top-10 opponent

Defeated an AP Top-5 opponent

Defeated a ranked opponent on road

Defeated an AP Top-20 opponent on road

Defeated an AP Top-10 opponent on road

Defeated an AP Top-20 at neutral site

at Rice (Derek Williams 22, Papa Dia 21)

Houston Baptist (Derek Williams 27, Robert Nyakundi 20)

2 (Miller 10, Edwards 9) UAPB

2 (Miller 10, Edwards 9) UAPB

2 (Edwards 13, Miller 6) Arkansas State

3 at Wichita State

(Zach Nutall 5, Zhuric Phelps 5, Samuel Williamson 5)

2 (Edwards 13, Miller 6) Arkansas State

5 (13,6,3,2,2) Arkansas State

6 (3,3,3,2,2,2) at Mississippi State

7 Prairie View A&M

8 Eastern Michigan

(Shake Milton 5, Ben Emelogu 4, Harry Froling 3, Dashawn McDowell 3, Ben Moore 3, Tom Wilson 3, Sterling Brown 2, Jarney Foster 2)

6, 5 ECU 3/6/24, at UAB 3/10/24, vs Temple 3/14/24

6, 5, 6 ECU 3/6/24, at UAB 3/10/24, vs Temple 3/14/24

5, 5, 5, 5 at Tulane (W 80-64 1/15/17) - at UCF (W 65-60 1/25/17)

7, 6 New Hampshire 12/5/15 (W, 98-44), Michigan 12/8/15 (W, 82-58)

5 Houston

(Ben Moore 7, Shake Milton 5, Sterling Brown 4, Semi Ojeleye 4, Ben Emelogu 4)

2 at USF

(Shake Milton 6-9, Nic Moore 5-10)

3 (3, 3, 3, 3) at Miami

4 (3,3,2,2) UAPB

5 (3,3,3,2,2) at Miami

8 (2,2,2,2,1,1,1,1) UAB

7 (3,2,2,2,1,1,1) Butler

5 (10,7,4,2,2) Arkansas State

3 (10,7,4) Arkansas State

3 (4,4,4) Tarleton State

7 (3,3,2,1,1,1,1) Houston Christian

3 (3,2,2) vs Cal Baptist

3 Houston

(Papa Dia, Ryan Harp, Mike Walker)

4 Florida Atlantic

(DeWayne Floyd, Damon Hancock, Mike Niemi, Nigel Smith)

at Mississippi State

at Wichita State

UTEP

at Wichita State

Baylor

Never

at East Carolina 1/18/2006 (W, 74-70 ot); Rice 1/21/2006 (W, 80-69 ot)

at East Carolina 1/18/2006 (W, 74-70 ot); Rice 1/21/2006 (W, 80-69 ot)

19 of last 26 Houston (7094)

18 Sam Houston (W, 85-50, 11/14/15) - ended at Temple (L, 89-80, 1/24/16)

16 at Tulane (W 80-64 1/15/17) - ended vs, [-rv] USC (L, 66-65, 3/17/17)

8 Sam Houston (W 75-66, 11/24/21) - end at Cincinnati (L, 77-60, 1/6/22)

8+ vs Tarleton State (11/3/25) -

8+ vs Tarleton State (11/3/25) -

17 at Tulane (W 80-64 1/15/17) - ended vs Northern Iowa (L 61-58 11/22/17)

15 Sam Houston (W 85-50 11/14/15)-ended vs [-rv] Michigan (L 76-54 11/18/16)

13+ vs Cal Baptist (W, 79-77, 11/26/24)

33 Texas Southern (W 72-59 11/26/14) - Southern Miss (L 74-64 11/11/18)

13 Georgia State (W 85-76 12/23/19) - New Mexico (L 84-63 11/15/22)

9+ Alabama State (W 101-72 12/3/24) -

15 at Tulane (W, 80-64, 1/15/17) - ended at Tulane (L, 73-70, 1/4/18)

5 at NC State (W, 63-57, 1/25/25) - ended Wake Forest (L, 77-66, 2/15/25)

7 at UCF (W, 70-61, 1/11/15) to at Memphis (W, 66-57, 2/26/15)

6 at Tulane (W, 80-64, 1/15/17) - ended at [20/20] TCU (L, 94-83, 12/5/17)

6 at Virginia (W, 54-52, 1/15/25) - ended at Stanford (L, 73-68, 3/1/2025)

7 at UCF (W, 70-61, 1/11/15) to at Memphis (W, 66-57, 2/26/15)

6 at Tulane (W, 80-64, 1/15/17) - ended at Tulane (L, 73-70, 1/4/18)

6 at Virginia (W, 54-52, 1/15/25) - ended at Stanford (L, 73-68, 3/1/2025)

33 [rv/rv] Gonzaga (W 69-60, 2/13/16) - ended Temple (L, 66-64, 1/10/18)

19 Temple (W, 79-68, 1/11/21) - ended Washington State (L, 75-63, 3/20/22

9 A&M Commerce (W, 90-47, 12/3/23) - ended UTSA (L, 77-73, 3/2/24)

14 East Carolina (W, 74-63, 2/21/16) - ended Temple (L, 66-64, 1/10/18)

11 Temple (W, 79-68, 1/11/21) - ended Tulane (L, 97-88, 1/1/23)

7 Charlotte (W, 66-54, 1/2/24) - ended UTSA (L, 77-73, 3/2/24)

7 vs. ECU (W 74-68, 3/13/15) - end vs [8/8] Cincinnati (L 61-51, 3/9/18)

RV/RV RV in AP / RV Coaches polls

RV/RV RV in AP / RV Coaches polls

RV/RV RV in AP / RV Coaches polls

11/13 #11 in AP / #13 Coaches polls

11/13 #11 in AP / #13 Coaches polls

11/13 #11 in AP / #13 Coaches polls

11/13 #11 in AP / #13 Coaches polls

AP 8 #8 AP

[-rv] vs LSU

[6/7] [6/7] Houston

[6/7] [6/7] Houston

[6/7] [6/7] Houston

2/4 vs [2/4] Arizona

20/20 at [20/20] Memphis

20/20 at [20/20] Memphis

7/4 at [7/4] Wichita State

2/4 vs [2/4] Arizona

1/20/2010 W, 73-65

1/23/2010 W, 82-68

11/18/2025 **W, 106-60**

11/18/2025 **W, 106-60**

11/21/2025 **W, 100-69**

2/12/2023 L, 91-89 (2OT)

11/21/2025 **W, 100-69**

11/21/2025 **W, 100-69**

11/28/2025 **W ot, 87-81**

11/18/2024 W, 110-69

11/13/2016 W, 91-64

1/21/2017 W, 85-64

2/7/2016 W, 92-58

1/18/2025 W, 117-74

11/18/2025 **W, 106-60**

1/18/2025 W, 117-74

2/4/2024 W, 72-69

11/15/2025 **W, 87-85**

11/21/2025 **W, 100-69**

11/21/2025 **W, 100-69**

11/4/2024 W, 96-62

12/19/2023 W, 89-53

11/26/2024 W, 79-77

2/9/2008 W, 68-53

11/29/1998 W, 91-61

11/28/2025 **W ot, 87-81**

2/12/2023 L, 91-89 (2OT)

3/1/2008 W, 99-96 2ot

2/12/2023 L, 91-89 (2OT)

1/9/1988 W, 97-93 3ot

1/24/2015 W, 80-59

1/24/2015 W, 80-59

1/24/2015 W, 80-59

1/24/2015 W, 80-59

1/24/2015 W, 80-59

1/24/2015 W, 80-59

1/24/2015 W, 80-59

1/24/2015 W, 80-59

1/24/2015 W, 80-59

1/24/2015 W, 80-59

1/24/2015 W, 80-59

1/24/2015 W, 80-59

1/24/2015 W, 80-59

1/24/2015 W, 80-59

1/24/2015 W, 80-59

1/24/2015 W, 80-59

1/24/2015 W, 80-59

1/24/2015 W, 80-59

1/24/2015 W, 80-59

1/24/2015 W, 80-59

1/24/2015 W, 80-59

1/24/2015 W, 80-59

1/24/2015 W, 80-59

1/24/2015 W, 80-59

1/24/2015 W, 80-59

1/24/2015 W, 80-59

1/24/2015 W, 80-59

1/24/2015 W, 80-59

1/24/2015 W, 80-59

1/24/2015 W, 80-59

1/24/2015 W, 80-59

1/24/2015 W, 80-59

1/24/2015 W, 80-59

1/24/2015 W, 80-59

1/24/2015 W, 80-59

1/24/2015 W, 80-59

1/24/2015 W, 80-59

1/24/2015 W, 80-59

1/24/2015 W, 80-59

1/24/2015 W, 80-59

1/24/2015 W, 80-59

1/24/2015 W, 80-59

1/24/2015 W, 80-59

1/24/2015 W, 80-59

1/24/2015 W, 80-59

1/24/2015 W, 80-59

1/24/2015 W, 80-59

1/24/2015 W, 80-59

1/24/2015 W, 80-59

1/24/2015 W, 80-59

1/24/2015 W, 80-59

1/24/2015 W, 80-59

1/24/2015 W, 80-59

1/24/2015 W, 80-59

1/24/2015 W, 80-59

1/24/2015 W, 80-59

1/24/2015 W, 80-59

1/24/2015 W, 80-59

1/24/2015 W, 80-59

1/24/2015 W, 80-59

1/24/2015 W, 80-59

1/24/2015 W, 80-59

1/24/2015 W, 80-59

1/24/2015 W, 80-59

2 (7, 7) [18/17] Clemson	2/22/2025	L, 79-69
2 (6, 6) Oklahoma State	3/23/2025	L, 85-83
3 (8,6,6) Tulane	1/11/2023	L, 97-88

2 (7, 7) [18/17] Clemson	2/22/2025	L, 79-69
7 (6,4,4,3,2,2,2) Butler	11/15/2025	W, 87-85
7 (6,4,4,3,2,2,2) Butler	11/15/2025	W, 87-85
7 (6,4,4,3,2,2,2) Butler	11/15/2025	W, 87-85

2 UTSA	3/2/2024	L, 77-73
PJ Carler (5-9), Jordan Ivy-Curry (5-9)		
3 (4,3,3) at North Carolina	1/7/2025	L, 82-67
4 (5,2,2,2) at Stanford	3/1/2025	L, 73-68

5 (3,3,2,2,2) Radford	11/24/2025	W, 89-72
4 (4,4,3,3) at Tulane	2/1/2023	L, 74-52
4 (4,4,3,3) at Tulane	2/1/2023	L, 74-52
6 (2,1,1,1,1,1) [4/4] Duke	1/4/2025	L, 89-62
4 (3,2,2,2) Tulane	2/1/2024	W, 80-76
3 (3,2,2) at Tulane	2/15/2024	W, 87-79

2 UTSA	3/2/2024	L, 77-73
PJ Carler (5-9), Jordan Ivy-Curry (5-9)		
3 (4,3,3) at North Carolina	1/7/2025	L, 82-67
4 (5		

The Last Time...

Individual	SMU	Player	Opponent	Date	Result	Opp	Player	Opponent	Date	Result
Scored 50 pts	51	Gene Phillips	at Texas	3/2/1971	L, 96-88	44	Jeff Webster	Oklahoma	2/2/1994	
Scored 44 pts	51	Gene Phillips	at Texas	3/2/1971	L, 96-88	40	Morris Almond	at Rice	3/4/2006	L, 68-66
Scored 40 pts	51	Gene Phillips	at Texas	3/2/1971	L, 96-88	40	Morris Almond	at Rice	3/4/2006	L, 68-66
Scored 39 pts	39	Jeryl Sasser	at UTEP	1/22/2001	L, 83-69	36	Zach Nutall	Sam Houston State	11/25/2020	W, 97-67
Scored 36 pts	36	Semi Ojeleye	vs. East Carolina	3/10/2017	W, 81-77	35	Jayson Kent	at [-rv] Indiana State	3/20/2024	L, 101-92
Scored 35 pts	35	Kendric Davis	vs Cincinnati	3/12/2021	L, 74-71	32	Kendal Coleman	vs Cal Baptist	11/6/2024	W, 79-77
Scored 32 pts	33	Kendric Davis	at New Mexico	12/19/2021	W, 90-72	31	Matthew Cleveland	at Miami	1/18/2025	W, 117-74
Scored 31 pts	31	Kario Oquendo	Oklahoma State	3/23/2025	L, 85-83	30	Reyne Smith	[25/rv] Louisville	1/21/2025	L, 98-73
Scored 30 pts	31	Kario Oquendo	Oklahoma State	3/23/2025	L, 85-83	26	Javon Jackson	Murray State	11/11/2025	W, 102-91
Scored 26 pts	28	Boopie Miller	at Mississippi State	11/25/2025	W ot, 87-81	26	Javon Jackson	Murray State	11/11/2025	W, 102-91
Scored 25 pts	28	Boopie Miller	at Mississippi State	11/25/2025	W ot, 87-81					
Scored 25 pts (1st half)	26 (31)	Kario Oquendo	Oklahoma State	3/23/2025	L, 85-83	20 (30)	Dominique Morrison	at Oral Roberts	11/21/2011	L, 62-56
Scored 20 pts (1st half)	26 (31)	Kario Oquendo	Oklahoma State	3/23/2025	L, 85-83	27 (30)	Tyler Harris	at USF	2/25/2023	L, 71-67
Scored 26 pts (2nd half)	27 (35)	Kendric Davis	vs Cincinnati	3/12/2021	L, 74-71	25 (31)	Matthew Cleveland	at Miami	1/18/2025	W, 117-74
Scored 25 pts (2nd half)	27 (35)	Kendric Davis	vs Cincinnati	3/12/2021	L, 74-71	25 (31)	Matthew Cleveland	at Miami	1/18/2025	W, 117-74
Scored 24 pts (2nd half)	24 (30)	Kendric Davis	Washington State	3/20/2022	L, 75-63					
Scored 20 pts (2nd half)	21 (21)	Zhuric Phelps	ULM	11/26/2023	W, 70-57					
Scored 30 pts (as FR)	32	Paul McCoy	TAMU-CC	12/31/2008	W, 92-62					
Scored 25 pts (as FR)	29	Paul McCoy	at UAB	2/14/2009	L, 78-75					
Scored 24 pts (as FR)	24	Shake Milton	at Tulsa	12/29/2015	W, 81-69					
Scored 23 pts (as FR)	23	Ethan Chargois	ULM	11/12/2017	W, 83-65					
Scored 20 pts (as FR)	21	Ethan Chargois	vs Western Ky.	11/24/2017	L, 63-61					
Lead team in scoring (as FR)	21	Ethan Chargois	vs Western Ky.	11/24/2017	L, 63-61					
Had 55% or more of team pts.	55.1 (27 of 49)	Jahmal McMurray	[23/22] Cincinnati	2/27/2019	L, 52-49	58.8 (40of68)	Morris Almond	at Rice	3/4/2006	L, 68-66
Had 53% or more of team pts.	51.9 (27 of 52)	Bryan Hopkins	TCU	12/30/2005	W, 52-49	53.7 (36of67)	Zach Nutall	Sam Houston State	11/25/2020	W, 97-67
Had 50% or more of team pts. previous						53.7 (36of67)	Zach Nutall	Sam Houston State	11/25/2020	W, 97-67
Had 25 rebounds	26	Ira Terrell	New Mexico St.	12/16/1975						
Had 20 rebounds	23	Jordan Tolbert	Nicholls	12/16/2015	W, 86-42	20	Tacko Fall	at UCF	2/24/2019	L, 95-48
	previous: 21	Papa Dia	at Northern Iowa	3/21/2011	W, 57-50					
Had 19 rebounds	19	Jordan Tolbert	Hampton	12/17/2015	W, 105-72	19	Justin Gorham	[5/5] Houston	1/3/2021	L, 74-60
Had 18 rebounds	19	Jordan Tolbert	Hampton	12/17/2015	W, 105-72	18	Toumani Camara	at [24/25] Dayton	11/11/2022	L, 74-62
Had 17 rebounds	19	Jordan Tolbert	Hampton	12/17/2015	W, 105-72	17	Sheldon Williams	Texas A&M-Corpus C	11/6/2025	W, 69-58
Had 16 rebounds	16	Matt Cross	vs LSU	12/14/2024	W, 74-64	17	Sheldon Williams	Texas A&M-Corpus C	11/6/2025	W, 69-58
Had 15 rebounds	16	Matt Cross	vs LSU	12/14/2024	W, 74-64	17	Sheldon Williams	Texas A&M-Corpus C	11/6/2025	W, 69-58
Had 15+ rebs, back-to-back	23.19	Jordan Tolbert	Nicholls 12/16/15 (W), Hampton 12/17 (W)							
Had 12 rebs (1st half)	12 (21)	Papa Dia	at Northern Iowa	3/21/2011	W, 57-50	16 (20)	Tacko Fall	at UCF	2/24/2019	L, 95-48
Had 11 rebs (1st half)	11 (14)	Feron Hunt	at USF	3/10/2019	W, 77-71	16 (20)	Tacko Fall	at UCF	2/24/2019	L, 95-48
Had 10 rebs (1st half)	11 (14)	Feron Hunt	at USF	3/10/2019	W, 77-71	10 (15)	Henry Coleman II	[13/15] Texas A&M	11/14/2023	L, 79-66
Had 12 rebs (2nd half)	12 (23)	Jordan Tolbert	Nicholls	12/16/2015	W, 86-42	13 (19)	Justin Gorham	[5/5] Houston	1/3/2021	L, 74-60
Had 11 rebs (2nd half)	12 (23)	Jordan Tolbert	Nicholls	12/16/2015	W, 86-42	11 (17)	Justin Gorham	at [6/6] Houston	1/31/2021	L, 70-48
Had 10 rebs (2nd half)	12 (23)	Jordan Tolbert	Nicholls	12/16/2015	W, 86-42	11 (17)	Justin Gorham	at [6/6] Houston	1/31/2021	L, 70-48
Had 13 rebounds (as FR)	14	Feron Hunt	at USF	3/10/2019	W, 77-71					
Had 10 rebounds (as FR)	14	Feron Hunt	at USF	3/10/2019	W, 77-71					
Had 9 Off. Rebounds	9 (11)	Isiah Mike	at Temple	2/13/2019	L, 82-74	9 (19)	Justin Gorham	[5/5] Houston	1/3/2021	L, 74-60
Had 8 Off. Rebounds	8 (13)	Samet Yigitoglu	[4/4] Duke	1/4/2025	L, 89-62	8 (17)	Sheldon Williams	Texas A&M-Corpus C	11/6/2025	W, 69-58
Had 7 Off. Rebounds	8 (13)	Samet Yigitoglu	[4/4] Duke	1/4/2025	L, 89-62	8 (17)	Sheldon Williams	Texas A&M-Corpus C	11/6/2025	W, 69-58
Had 17 Assists	17	Gerald Lewis	Texas	3/6/1993	W, 96-80	16	Chucky Hepburn	[25/rv] Louisville	1/21/2025	L, 98-73
Had 15 Assists	17	Gerald Lewis	Texas	3/6/1993	W, 96-80	16	Chucky Hepburn	[25/rv] Louisville	1/21/2025	L, 98-73
Had 14 Assists	14	Kendric Davis	Cincinnati	1/7/2021	L, 76-69	16	Chucky Hepburn	[25/rv] Louisville	1/21/2025	L, 98-73
Had 12 Assists	13	B.J. Edwards	Arkansas State	11/21/2025	W, 100-69	16	Chucky Hepburn	[25/rv] Louisville	1/21/2025	L, 98-73
Had 11 Assists	13	B.J. Edwards	Arkansas State	11/21/2025	W, 100-69	16	Chucky Hepburn	[25/rv] Louisville	1/21/2025	L, 98-73
Had 10 Assists	10	Boopie Miller	Radford	11/24/2025	W, 89-72	16	Chucky Hepburn	[25/rv] Louisville	1/21/2025	L, 98-73
Had 9 steals	10	B.J. Edwards	Arkansas State	11/21/2025	W, 100-69					
Had 8 steals	10	B.J. Edwards	Arkansas State	11/21/2025	W, 100-69	7	Will Cummings	[RV/-] Temple	2/19/2015	W, 67-58
Had 7 steals	10	B.J. Edwards	Arkansas State	11/21/2025	W, 100-69	6	Hysier Miller	vs Teple	3/14/2024	L, 75-60
	7	Boopie Miller	Arkansas State	11/21/2025	W, 100-69	6	Hysier Miller	vs Teple	3/14/2024	L, 75-60
Had 6 steals	10	B.J. Edwards	Arkansas State	11/21/2025	W, 100-69					
	7	Boopie Miller	Arkansas State	11/21/2025	W, 100-69					
Had 5 steals	10	B.J. Edwards	Arkansas State	11/21/2025	W, 100-69					
	7	Boopie Miller	Arkansas State	11/21/2025	W, 100-69					
Made 20 FGs	20	Gene Phillips	at Texas	3/2/1971	L, 96-88					
Made 14 FGs	14 (14-17)	Jahmal McMurray	Western Carolina	11/14/2018	W, 98-65	14	Morris Almond	at Rice	3/4/2006	L, 68-66
Made 12 FGs	12 (12-19)	Jimmy Whitt Jr.	vs [24/23] Cincinnati	3/15/2019	L, 82-74	12 (12-16)	Kendal Coleman	vs Cal Baptist	11/6/2024	W, 79-77
Made 11 FGs	11 (11-21)	Jaron Pierre Jr.	at Mississippi State	11/28/2025	W ot, 87-81	11 (11-18)	Bryce Thompson	Oklahoma State	3/23/2025	L, 85-83
Made 10 FGs	11 (11-21)	Jaron Pierre Jr.	at Mississippi State	11/28/2025	W ot, 87-81	11 (11-18)	Bryce Thompson	Oklahoma State	3/23/2025	L, 85-83
38 FGA	38	Gene Phillips	at Texas	3/2/1971	L, 96-88					
30 FGA	38	Gene Phillips	at Texas	3/2/1971	L, 96-88					
26 FGA						26 (8-26)	Tamir Jackson	Rice	2/27/2013	W, 67-55
25 FGA	25 (12-25)	Jahmal McMurray	Memphis	2/14/2018	L, 70-67	26 (8-26)	Tamir Jackson	Rice	2/27/2013	W, 67-55
24 FGA	24 (9-24)	Zhuric Phelps	vs UCF	3/9/2023	L, 76-70	24 (8-24)	Savion Flagg	Sam Houston	11/24/2021	W, 75-66
23 FGA	24 (9-24)	Zhuric Phelps	vs UCF	3/9/2023	L, 76-70	23 (11-23)	Jordan Brown	Louisiana	11/22/2022	L, 76-72 ot
21 FGA	21 (11-21)	Jaron Pierre Jr.	at Mississippi State	11/28/2025	W ot, 87-81	22 (12-22)	Jordan Ivy-Curry	UTSA	3/2/2024	L, 77-73
20 FGA	21 (11-21)	Jaron Pierre Jr.	at Mississippi State	11/28/2025	W ot, 87-81	20 (12-20)	Maxime Raynaud	at Stanford	3/1/2025	L, 73-68
Shot 75% (12 FGM)	82.3 (14-17)	Jahmal McMurray	Western Carolina	11/14/2018	W, 98-65	75.0 (12-16)	Kendal Coleman	vs Cal Baptist	11/6/2024	W, 79-77

[illegible]

100% FTs (min 8 FTM)	100 (12-12)	Boopie Miller	Radford	11/24/2025	W, 89-72
100% FTs (min 7 FTM)	100 (12-12)	Boopie Miller	Radford	11/24/2025	W, 89-72
100% FTs (min 6 FTM)	100 (12-12)	Boopie Miller	Radford	11/24/2025	W, 89-72
Had 9 blocks (SMU record)	9	Yanick Moreira	Midwestern State	12/29/2014	W, 70-61
Had 8 blocks	9	Yanick Moreira	Midwestern State	12/29/2014	W, 70-61
Had 7 blocks	7	Michael Weathers	vs Tulsa	3/11/2022	W, 83-58
Had 6 blocks	7	Michael Weathers	vs Tulsa	3/11/2022	W, 83-58
Had 5 blocks	5	Tyreek Smith	UAB	2/4/2024	W, 72-69
Had 5 blocks (1st half)	5 (9 total)	Yanick Moreira	Midwestern State	12/29/2014	W, 70-61
Had 4 blocks (1st half)	4 (4 total)	Samet Yigitoglu	[25/rv] Louisville	1/21/2025	L, 98-73
Had 5 blocks (2nd half)	4 (4 total)	Samet Yigitoglu	[25/rv] Louisville	1/21/2025	L, 98-73
Had 4 blocks (2nd half)	4 (4 total)	Samet Yigitoglu	[25/rv] Louisville	1/21/2025	L, 98-73
Had a triple double	24p/13a/10s	B.J. Edwards	Arkansas State	11/21/2025	W, 100-69
Had 18+ pts & rebs	20pts, 19 rebs	Jordan Tolbert	Hampton	12/17/2015	W, 105-72
Had 16+ pts & rebs	20pts, 19 rebs	Jordan Tolbert	Hampton	12/17/2015	W, 105-72
Had 15+ pts & rebs	16pts, 16 rebs	Matt Cross	vs LSU	12/14/2024	W, 74-64
Had 15+ pts & rebs, 2 gms	18p,23r; 20,19	Jordan Tolbert	Nicholls 12/16/15 (W), Hampton 12/17 (W)		
Had 35+points, 10+ rebs	36 pts, 12 reb	Semi Ojeleye	vs. East Carolina	3/10/2017	W, 81-77
Had 30+points, 10+ rebs	36 pts, 12 reb	Semi Ojeleye	vs. East Carolina	3/10/2017	W, 81-77
Previous	30 pts, 10 reb	Semi Ojeleye	at Temple	2/9/2017	W, 66-50
Had 25+points, 10+ rebs	25 pts, 14 reb	Tyson Jolly	Temple	1/18/2020	W, 68-52
Had 21+ pts & 15+ rebs	20pts, 19 rebs	Jordan Tolbert	Hampton	12/17/2015	W, 105-72
Had 20+ pts & 15+ rebs	20pts, 19 rebs	Jordan Tolbert	Hampton	12/17/2015	W, 105-72
Had 30+points, 9+ assists	33 pts, 9 ast	Jon Killen	UTEP	3/1/2008	W, 99-96 2ot
Had 25+points, 10+ assists	25 pts, 11 ast	Nic Moore	[rv/rv] Gonzaga	2/13/2016	W, 69-60
Had 30+points, 5+ assists	33 pts, 5 ast	Kendric Davis	Sam Houston State	11/25/2020	W, 97-67
Previous	33 pts, 5 ast	Shake Milton	at [7/4] Wichita State	1/17/2018	W, 83-78
Had 25+points, 5+ assists	25 pts, 10 asts	Boopie Miller	Radford	11/24/2025	W, 89-72
Had 20+points, 10+ assists	24p, 13a	B.J. Edwards	Arkansas State	11/21/2025	W, 100-69
Had 20+points, 10+ assists	25 pts, 10 asts	Boopie Miller	Radford	11/24/2025	W, 89-72
Had 30+points, 5+ steals	32 pts, 5 stl	Paul McCoy	TAMU-CC	12/31/2008	W, 92-62
Had 25+points, 5+ steals	26 pts, 7 stls	Zhuric Phelps	at Wichita State	2/12/2023	L, 91-89 (2OT)
Had 25+pts, 5+asts, 5+stls	26p, 5a, 7s	Zhuric Phelps	at Wichita State	2/12/2023	L, 91-89 (2OT)
Had 15+pts, 5+asts, 5+stls	24p, 13a, 10s	B.J. Edwards	Arkansas State	11/21/2025	W, 100-69
Dbl-Dbl (pts, asts)	25p, 10a	Boopie Miller	Radford	11/24/2025	W, 89-72
Dbl-Dbl (p/a) 2 straight		Boopie Miller	Butler 11/15/25	UAPB 11/18/25	
11+ assists/0 turnovers	13 ast, 0 to	Kendric Davis	Houston Baptist	12/2/2020	W, 102-75
10+ assists/0 turnovers	10 ast, 0 to	Chuck Harris	Oklahoma State	3/23/2025	L, 85-83
8+ assists/0 turnovers	10 ast, 0 to	Chuck Harris	Oklahoma State	3/23/2025	L, 85-83
7+ assists/0 turnovers	10 ast, 0 to	Chuck Harris	Oklahoma State	3/23/2025	L, 85-83
Led in pts, rebs, asts, stls, blks	22p/6r/5a/2s/1b	Zhuric Phelps	[2/2] Houston	2/16/2023	L, 80-65
Led in pts, rebs, asts, stls	16p/10r/7a/4s	B.J. Edwards	Northern Iowa	3/19/2025	W, 73-63
Led in pts, rebs, stls, blks	22p/6r/5a/2s/1b	Zhuric Phelps	[2/2] Houston	2/16/2023	L, 80-65
Led in pts, rebs, asts, blks	22p/6r/5a/2s/1b	Zhuric Phelps	[2/2] Houston	2/16/2023	L, 80-65
Led in pts, asts, stls, blks	28p/6a/3s/1b(5r)	Boopie Miller	Murray State	11/11/2025	W, 102-91
Had double double (as FR)	10 pts, 13 rebs	Samet Yigitoglu	[4/4] Duke	1/4/2025	L, 89-62
Had double double (at half)	10p/10r (14p/13r)	Marus Weathers	Tulsa	2/23/2022	W, 75-61
12+pts & 12+ rebs (at half)	15pts, 12reb	Papa Dia	at Northern Iowa	3/21/2011	W, 57-50
Had two technicals-player		Sterling Brown	vs. [-/rv] Pittsburgh	11/17/2016	W, 76-67
Had two technicals-coach		Matt Doherty	at UTEP	1/9/2008	L, 79-66
10+points in 25 straight gms	27	Semi Ojeleye	12/4/2016	3/17/2017	
10+points in 20 straight gms	23	Shake Milton	3/17/2017	1/28/2018	
10+points in 18 straight gms	18	Kendric Davis	11/15/2021	1/29/2022	
10+points in 16 straight gms	16	Matt Cross	1/18/2025	3/13/2025	
	16+	Boopie Miller	1/29/2025		
	16+	Boopie Miller	1/29/2025		
	16	Kendric Davis	11/15/2021	1/20/2022	
	11	Zhuric Phelps	11/15/2022	12/25/2022	
	2	Ike Ofoegbu	at Rice (30)	2/24/2007	L, 75-66
			Tulsa (29)	2/28/2007	L, 67-60
	2	Boopie Miller	Radford (25)	11/24/2025	W, 89-72
			at Miss. St (28)	11/28/2025	W ot, 87-81
	3	Boopie Miller	Tarleton State (21)	11/4/2024	W, 96-62
			Florida A&M (20)	11/7/2024	W, 102-73
			UNC Greensboro (21)	11/11/2024	W, 81-68
	11	Markus Kennedy	at Cincinnati 1/1/2014	Temple 2/6/2014	
8+rebs in 10 straight gms	8	Matt Cross	Prairie View A&M 11/1	at Boston College 12/21/2024	
5+assists in 15 straight gms	16	Butch Moore	3/14/1985	1/8/1986	
5+assists in 10 straight gms	14	Kendric Davis	11/27/2019	1/25/2020	
5+assists in 5 straight gms	7	Boopie Miller	11/3/2025	11/24/2025	
5+ steals in 2 straight games	2 (6,5)	Zhuric Phelps	1/14/23 v Cincinnati	1/18/23 at Tulsa	
3+steals in 5 straight games	5	Isiaha Mike	12/3/2019	1/1/2020	
3+steals in 3 straight games	3 (4,3,5)	B.J. Edwards	11/4/2024	11/11/2024	
2+ steals in 5 straight games	8(2,2,2,2,3,2,3,4)	B.J. Edwards	2/1/2025	3/1/2025	
5+blocks in 2 straight games	2	Cannen Cunningham	[RV/RV] Memphis (6)	2/6/2013	L, 60-52
			at Rice (6)	2/9/2013	W, 61-39
	5	Ike Ofoegbu	Rice	2/10/2007	L, 63-60
			at Rice	2/24/2007	L, 75-66

100 (8-8)	Dior Johnson	Tarleton State	11/3/2025	W, 96-76
100 (8-8)	Dior Johnson	Tarleton State	11/3/2025	W, 96-76
100 (8-8)	Dior Johnson	Tarleton State	11/3/2025	W, 96-76
8	Viktor Lakhin	Cincinnati	1/14/2023	L, 54-52
8	Viktor Lakhin	Cincinnati	1/14/2023	L, 54-52
8	Viktor Lakhin	Cincinnati	1/14/2023	L, 54-52
5	Steve Settle	vs Temple	3/14/2024	L, 75-60
5 (5 total)	Justin Jackson	at Cincinnati	1/1/2014	L, 65-57
5 (5 total)	Justin Jackson	at Cincinnati	1/1/2014	L, 65-57
7 (8 total)	Viktor Lakhin	Cincinnati	1/14/2023	L, 54-52
7 (8 total)	Viktor Lakhin	Cincinnati	1/14/2023	L, 54-52
15p/14r/10a	Jason McKrieth	at Rice	12/31/2005	L, 66-64 ot
23 pt, 20 reb	Tacko Fall	at UCF	2/24/2019	L, 95-48
23 pt, 20 reb	Tacko Fall	at UCF	2/24/2019	L, 95-48
23 pt, 20 reb	Tacko Fall	at UCF	2/24/2019	L, 95-48
36 pts, 13 reb	Mark Patton	Marshall	2/16/2006	L, 75-72 ot
33 pts, 10 reb	David Jones	[rv/-] Memphis	2/18/2024	W, 106-79
36 pts, 13 reb	Mark Patton	Marshall	2/16/2006	L, 75-72 ot
33 pts, 10 reb	David Jones	[rv/-] Memphis	2/18/2024	W, 106-79
23 pt, 20 reb	Tacko Fall	at UCF	2/24/2019	L, 95-48
23 pt, 20 reb	Tacko Fall	at UCF	2/24/2019	L, 95-48
25 pts, 11 ast	Kendric Davis	at [rv/-] Memphis	1/26/2023	L, 99-84
30 pts, 6 ast	David DeJulius	at Cincinnati	3/5/2023	L, 97-74
25 pts, 11 ast	Kendric Davis	at [rv/-] Memphis	1/26/2023	L, 99-84
25 pts, 11 ast	Kendric Davis	at [rv/-] Memphis	1/26/2023	L, 99-84
25 pts, 11 ast	Kendric Davis	at [rv/-] Memphis	1/26/2023	L, 99-84
13 pts, 16 ast	Chucky Hepburn	[25/rv] Louisville	1/21/2025	L, 98-73
7 ast, 0 to	Dillon Hunter	[18/17] Clemson	2/22/2025	L, 79-69
25p/8r/1a/2b/2s	Ezra Ausar	at East Carolina	1/13/2024	W, 75-64
20p/6r/4a/2s(2b)	Kevin Cross	at Tulane	2/15/2024	W, 87-79
24p/11r/2b/1s	Cooper Flagg	[4/4] Duke	1/4/2025	L, 89-62
25p/8r/1a/2b/2s	Ezra Ausar	at East Carolina	1/13/2024	W, 75-64

THE STAT CREW SYSTEM
SMU Game-by-Game Highs (as of Nov 28, 2025)
All games

Opponent	Date	Score	Points	Rebounds	Assists	Steals	Blocked shots
TARLETON ST.	11/03/25	96-76	21-PIERRE JR., Jaron	8-YIGITOGLU, Samet	5-MILLER, Boopie	2-EDWARDS, B.J. WASHINGTON, Cor	3-YIGITOGLU, Samet
A&M-CORPUS CHRISTI	11/06/25	69-58	14-MILLER, Boopie	10-YIGITOGLU, Same	6-MILLER, Boopie	1-PIERRE JR., Jaron HOLMES, Mitchell MILLER, Boopie YIGITOGLU, Samet	2-YIGITOGLU, Samet
MURRAY ST.	11/11/25	102-91	28-MILLER, Boopie	11-WASHINGTON, C	6-MILLER, Boopie	3-MILLER, Boopie	1-MILLER, Boopie EDWARDS, B.J. PIERRE JR., Jaron
BUTLER	11/15/25	87-85	23-MILLER, Boopie	7-PIERRE JR., Jaron	12-MILLER, Boopie	3-MILLER, Boopie	1-PURYEAR, Chance YIGITOGLU, Samet HOLMES, Mitchell
ARK.-PINE BLUFF	11/18/25	106-60	23-PIERRE JR., Jaron	7-PIERRE JR., Jaron YIGITOGLU, Samet	10-MILLER, Boopie	3-MILLER, Boopie EDWARDS, B.J.	4-WALLS, Nigel
ARKANSAS ST.	11/21/25	100-69	24-EDWARDS, B.J.	6-WASHINGTON, Co	13-EDWARDS, B.J.	10-EDWARDS, B.J.	2-YIGITOGLU, Samet
RADFORD	11/24/25	89-72	25-MILLER, Boopie	13-PIERRE JR., Jaron	10-MILLER, Boopie	2-EDWARDS, B.J. WASHINGTON, Cor	3-WASHINGTON, Co
at Mississippi St.	11/28/25	87-81	28-MILLER, Boopie	13-YIGITOGLU, Same	3-YIGITOGLU, Samet MILLER, Boopie EDWARDS, B.J.	2-MILLER, Boopie	2-YIGITOGLU, Samet PIERRE JR., Jaron

THE STAT CREW SYSTEM
SMU Team Game-by-Game Comparison (as of Nov 28, 2025)
All games

Opponent	1st	2nd	Score	Mar	Total FG	FG Pct	3-Pointers	3FG Pct	Free Throws	FT Pct	Rebounds	Assist	T/Over	Block	Steal	Fouls
TARLETON ST.	48/38	48/38	96-76	+20	28-50/20-51	.560/.392	7-18/7-18	.389/.389	33-42/29-35	.786/.829	31/30 +1	13/12	11/15	3/1	6/5	24/30
A&M-CORPUS CHRISTI	32/28	37/30	69-58	+11	21-59/19-66	.356/.288	4-16/8-29	.250/.276	23-28/12-18	.821/.667	49/45 +4	16/13	9/11	5/5	4/3	14/22
MURRAY ST.	49/42	53/49	102-91	+11	35-74/32-62	.473/.516	7-16/9-26	.438/.346	25-30/18-24	.833/.750	42/31 +11	16/18	11/15	3/3	10/5	19/25
BUTLER	38/43	49/42	87-85	+2	36-64/29-63	.563/.460	4-13/13-29	.308/.448	11-15/14-23	.733/.609	34/34 -	18/24	16/17	3/1	12/9	18/15
ARK.-PINE BLUFF	45/26	61/34	106-60	+46	37-65/23-67	.569/.343	12-27/4-26	.444/.154	20-26/10-18	.769/.556	45/32 +13	27/15	12/17	6/3	10/7	13/20
ARKANSAS ST.	50/30	50/39	100-69	+31	41-75/26-63	.547/.413	8-23/6-29	.348/.207	10-16/11-16	.625/.688	30/48 (18)	29/6	8/32	4/2	26/4	15/16
RADFORD	46/38	43/34	89-72	+17	27-59/23-69	.458/.333	10-26/11-39	.385/.282	25-32/15-18	.781/.833	50/34 +16	17/12	16/11	6/4	6/12	16/21
Mississippi St.	39/43	35/31	87-81	+6	32-72/27-70	.444/.386	8-27/8-28	.296/.286	15-23/19-25	.652/.760	50/40 +10	16/11	11/7	4/2	3/9	16/23

Note: Game totals are displayed in the format TEAM/OPPONENT for each category



2025-26 SMU Men's Basketball Combined Team Statistics All games

Page 1/1
as of Nov 29, 2025

Game Records

Record	Overall	Home	Away	Neutral
ALL GAMES	8-0	7-0	1-0	0-0
CONFERENCE	0-0	0-0	0-0	0-0
NON-CONFERENCE	8-0	7-0	1-0	0-0

Score by Periods

Team	1st	2nd	OT	TOT
SMU	347	376	13	736
Opponents	288	297	7	592

Team Box Score

No. Player					Total		3-Point		F-Throw		Rebounds													
		GP-GS	MIN	AVG	FG-FGA	FG%	3FG-3FGA	3FG%	FT-FTA	FT%	OFF	DEF	TOT	AVG	PF	DQ	A	TO	BLK	STL	PTS	AVG		
2	MILLER, Boopie	8-8	272:01	34.0	48-98	.490	17-37	.459	57-62	.919	3	24	27	3.4	19	1	58	19	1	21	170	21.3		
5	PIERRE JR., Jaron	8-6	248:18	31.0	53-116	.457	13-41	.317	28-38	.737	7	44	51	6.4	16	1	13	11	5	8	147	18.4		
3	WASHINGTON, Corey	8-8	244:06	30.5	38-67	.567	8-24	.333	31-37	.838	24	37	61	7.6	20	0	7	13	5	12	115	14.4		
0	EDWARDS, B.J.	8-8	274:41	34.3	42-90	.467	12-35	.343	15-23	.652	7	31	38	4.8	20	0	43	14	2	21	111	13.9		
24	YIGITOGU, Samet	8-8	232:50	29.1	33-57	.579	0-0	.000	21-37	.568	26	41	67	8.4	24	0	12	14	12	7	87	10.9		
10	TOOMBS, Jaden	1-0	11:11	11.2	2-3	.667	0-0	.000	2-3	.667	3	3	6	6.0	1	0	2	0	0	0	6	6.0		
7	O'NEAL JR., Jermaine	8-0	114:58	14.4	17-37	.459	8-18	.444	3-4	.750	4	15	19	2.4	4	0	4	6	1	1	45	5.6		
13	HOLMES, Mitchell	8-0	77:42	9.7	16-23	.696	0-0	.000	3-3	1.000	4	12	16	2.0	10	0	2	3	2	2	35	4.4		
4	WALTERS, Sam	5-2	54:20	10.9	4-13	.308	2-7	.286	0-1	.000	4	4	8	1.6	7	1	3	4	1	1	10	2.0		
9	DAVIS-RAY, B.J.	7-0	51:41	7.4	4-12	.333	0-4	.000	1-2	.500	2	5	7	1.0	3	0	7	1	0	2	9	1.3		
1	PURYEAR, Chance	5-0	15:42	3.1	0-1	.000	0-0	.000	1-2	.500	0	2	2	0.4	4	0	0	3	1	0	1	0.2		
31	UTTER, Trey	1-0	02:17	2.3	0-0	.000	0-0	.000	0-0	.000	0	0	0	0.0	0	0	0	0	0	0	0	0.0		
33	KALISCHER-STORK, Niccolo	1-0	00:50	0.8	0-0	.000	0-0	.000	0-0	.000	0	0	0	0.0	0	0	0	1	0	0	0	0.0		
22	WALLS, Nigel	5-0	24:23	4.9	0-1	.000	0-0	.000	0-0	.000	0	2	2	0.4	7	0	1	2	4	2	0	0.0		
Team											14	13	27					3						
Total		8	1625		257-518	.496	60-166	.361	162-212	.764	98	233	331	41.4	135	3	152	94	34	77	736	92.0		
Opponents		8	1625		199-511	.389	66-224	.295	128-177	.723	103	191	294	36.8	172	5	111	125	21	54	592	74.0		

Team Statistics

	SMU	OPP
Scoring		
Points per game	736	592
Scoring margin	92.0	74.0
	+18.0	-
Field goals-att		
Field goal pct	257-518	199-511
	.496	.389
3 point fg-att		
3-point FG pct	60-166	66-224
3-pt FG made per game	.361	.295
	7.5	8.3
Free throws-att		
Free throw pct	162-212	128-177
F-Throws made per game	.764	.723
	20.3	16.0
Rebounds		
Rebounds per game	331	294
Rebounding margin	41.4	36.8
	+4.6	-
Assists		
Assists per game	152	111
	19.0	13.9
Turnovers		
Turnovers per game	94	125
Turnover margin	11.8	15.6
Assist/turnover ratio	+3.9	-
	1.6	0.9
Steals		
Steals per game	77	54
	9.6	6.8
Blocks		
Blocks per game	34	21
	4.3	2.6
Winning streak		
Home win streak	8	-
	7	-
Attendance		
Home games-Avg/Game	31849	7810
Neutral site-Avg/Game	7-4550	1-7810
	-	0-0

Team Results

Date	Opponent		Score	Att.
11/03/2025	Tarleton St.	W	96-76	4626
11/06/2025	A&M-Corpus Christi	W	69-58	4222
11/11/2025	Murray St.	W	102-91	4348
11/15/2025	Butler	W	87-85	5383
11/18/2025	Ark.-Pine Bluff	W	106-60	4347
11/21/2025	Arkansas St.	W	100-69	4502
11/24/2025	Radford	W	89-72	4421
11/28/2025	at Mississippi St.	Wot	87-81	7810