



VANDERBILT

FOOTBALL

2025

13/12 VANDERBILT COMMODORES

10-2 (6-2 SEC)

Head Coach: Clark Lea (Vanderbilt, '04)
Record at Vanderbilt: 26-35 | 5th season
Career Record: 26-35 | 5th season

VS

RV/RV IOWA HAWKEYES

8-4 (6-3 BIG TEN)

Head Coach: Kirk Ferentz
Record at Iowa: 212-128 | 27th season
Career Record: 224-149 | 30th season



ESPN

VANDERBILT
SPORTS NETWORK

GAME 13 • WEDNESDAY, DEC. 31 • 11 AM CT

TAMPA, FLA. • RAYMOND JAMES STADIUM (75,000)

Play-by-Play | Roy Philpott
Analyst | Sam Acho
Sideline | Taylor Davis
Play-by-Play | Andrew Allegretta
Analyst | Norman Jordan
Sideline | Kevin Ingram



STORYLINES

BOWL SEASON

- Vanderbilt will be playing in a postseason bowl game in consecutive seasons for only the second time in program history after accepting an invitation to the ReliaQuest Bowl.
- The Commodores will meet Iowa in Tampa, the first-ever meeting between the two schools.
- Vanderbilt last met a current member of the Big Ten in 2019 when the Commodores visited Purdue.
- Vandy is 5-4-1 in bowl games, most recently defeating Georgia Tech, 35-27, last season in the Birmingham Bowl.

MAKING HISTORY

- Vanderbilt won 10 games this season for the first time in program history. Vandy's six SEC wins are also the most in school history.
- The Dores' only two losses this season came at Alabama, ranked No. 9 in the CFP Rankings, and at No. 13 Texas.
- Vanderbilt finished the regular season with the 11th-best strength of record and the 25th best strength of schedule according to ESPN.
- Vandy beat Tennessee for the first time since 2018, South Carolina for the first time since 2008, Auburn in back-to-back seasons for the first time since 1949-50, and LSU for the first time since 1990, and went undefeated at home for the first time since 1982.

AWARD RECOGNITION

- With Vandy climbing into the AP top 10 this season, the Commodores are garnering attention on the awards watch lists.
- Head coach Clark Lea was named the FWAA Eddie Robinson Coach of the Year and was a finalist for the Georgie Munger, AFCA, Walter Camp and Bobby Dodd Coach of the Year Awards after leading the Commodores to 10 wins for the first time in program history.
- Eli Stowers won the William V. Campbell Trophy and John Mackey Award and was a semifinalist for the Jason Witten Collegiate Man of the Year and Earl Campbell Tyler Rose Award. He was also a semifinalist for the Lombardi Award and was named a midseason second-team All-American by SI.
- The offensive line is one of 10 units to be named a semifinalist for the Joe Moore Award.
- Diego Pavia won the Johnny Unitas Golden Arm Award, the first Commodore to do so. Pavia finished second in the voting for the Heisman Trophy and was a finalist for the Walter Camp Player of the Year and Manning Awards.
- Nick Haberer was one of 10 semifinalists for the Ray Guy Award.
- Full list of awards and honors on Page 6.

GO DIEGO GO

- Diego Pavia entered the postseason second nationally in total offense (334.8) and points responsible for (18.2). He ranks fourth in in passing efficiency (171.5), ninth in passing touchdowns (27) and 14th in passing yards (3,192).
- Pavia broke the school season records for passing yards, touchdowns and total offense. He's fourth in program history for total yards accounted for and tied for sixth in career rushing touchdowns.
- He recorded 532 yards of total offense and accounted for six touchdowns in the win over Kentucky, his second game this season with six total touchdowns.
- He completed 33-of-39 pass attempts for a school-record 484 passing yards and five scores through the air. He also led Vandy on the ground with 48 rushing yards and a touchdown on 15 carries.
- It was the most total yards of offense by a Commodore since at least 1996 and the second highest total offense mark by a Power 4 player this season.
- His five passing touchdowns in a game matched the program record, a mark he also reached earlier this fall against Utah State.
- No quarterback in all of FBS enjoyed a better month of November than No. 2.

Passing Stats in November (By Passing Yards)

Player	Games	Pass Yards	Pass TDs	Y/G	Pass Rating
Diego Pavia	4	1,494	12	373.5	189.9
Anthony Colandrea	5	1,432	10	286.4	161.2
Carson Beck	5	1,399	13	279.8	179.6
Drew Mestemaker	4	1,367	8	341.8	226.3
Caden Veltkamp	4	1,325	7	331.0	141.5

FULL STEAM AHEAD

- The Commodores are second in the SEC and eighth in the country in scoring average, posting 39.4 points per game. They have done so while facing five teams in the top 25 in scoring defense among Power 4 teams (Alabama, Missouri, Texas, LSU and Auburn).
- In program history, the Commodores have only finished three seasons with a scoring average better than 40 points: 1904, 1905 and 1915.
- Vandy has set new program season records for passing touchdowns (28) and first downs (291).
- Vanderbilt's offense ranks in the top 25 nationally in eight major categories. The Dores lead the SEC in third down conversions, completion percentage and team passing efficiency, rank second in scoring offense and third in TFLs allowed.

2025 SCHEDULE (10-2, 6-2 SEC)

Aug. 30	Charleston So. (—/RV)	SECN+	W, 45-3
Sept. 6	at Virginia Tech (—/RV)	ACCN	W, 44-20
Sept. 13	at 11/10 South Carolina* (RV/RV)	SECN	W, 31-7
Sept. 20	Georgia State (20/23)	ESPNU	W, 70-21
Sept. 27	Utah State (18/20)	SECN	W, 55-35
Oct. 4	at 10/11 Alabama* (16/17)	ABC	L, 14-30
Oct. 18	10/10 LSU* (17/18)	ABC	W, 31-24
Oct. 25	15/14 Missouri* (10/12)	ESPN	W, 17-10
Nov. 1	at 20/19 Texas* (9/11)	ABC	L, 31-34
Nov. 8	Auburn* (15/16)	SECN	W, 45-38 (OT)
Nov. 22	Kentucky* (12/13)	ESPN	W, 45-17
Nov. 29	at 18/18 Tennessee* (12/12)	ESPN	W, 45-24
Dec. 31	vs. RV/RV Iowa (13/12)	ESPN	11 AM CT

*SEC game • All times Central • Home games in bold

Rankings: AP/Coaches on date of game (or current ranking for future opponents)

TABLE OF CONTENTS

- 1-5** Game Notes
- 6** Honors and Awards
- 7** Vanderbilt, Nashville & VUFB By The Numbers
- Dores in the NFL
- 8** Quick Facts
- 9-10** Roster (Numerical & Alphabetical)
- 11-20** Commodore Capsules
- 21-24** Game Recaps
- 25** Record When, Player Starts
- 26** Dore Details, Starting Lineups, Game Leaders
- 27-28** Turnovers, Third Downs, Drive Charts
- 29-30** Big Plays & Scoring Drives
- 31-36** Records and Bowl Records
- 36-61** Stats
- 62** The Last Time

FOOTBALL COMMUNICATIONS

ASSISTANT AD • Communications
TBD

ASSISTANT DIRECTOR • Communications
Laura Topp • *Interim Primary Contact*
laura.topp@vanderbilt.edu • 414-708-0062

ASSOCIATE AD • Communications
Brian Fremund • *Secondary Contact*
brian.fremund@vanderbilt.edu • 251-623-3191

CREDENTIALS
sportssystem.com/vanderbilt

MEDIA HUB
VUCommodores.com/pressbox



GAME NOTES

FULL STEAM AHEAD (CONT'D)

Category	VANDERBILT OFFENSIVE RANKS		
	Value	National Rank	SEC Rank
3rd Down Conv.	53.2	3	1
Passing Efficiency	169.9	4	1
Completion Pct.	70.2	6	1
Scoring Offense	39.4	8	2
Total Offense	468.5	11	3
Passing Offense	282.6	12	3
First Downs	291	16	4
Passing YPC	13.4	19	4
TFL Allowed	4.3	27	3

DIEGO'S LEGACY

Total Touchdowns Responsible For - Active Players (FBS Only)		
Player	School	Touchdowns Responsible for
Diego Pavia	Vanderbilt	116
Dequan Finn	Miami (Ohio)	106
Haynes King	Georgia Tech	100
Taylen Green	Arkansas	94
Byrum Brown	South Florida	93
Kaidon Salter	Colorado	92
Cade Klubnik	Clemson	90

- No active players have more total touchdowns accounted for in FBS than Diego Pavia.
- In just two seasons in Nashville, Pavia ranks No. 4 on Vandy's career record list for total offense (7,112), No. 6 for passing yards (5,485) and is tied at No. 7 for rushing touchdowns (17).

RELIABLE

- Eli Stowers leads the nation among tight ends with 769 receiving yards in 2025. He won both the William V. Campbell Trophy and John Mackey Award and was a semifinalist for the Lombardi and Earl Campbell Tyler Rose Awards.
- He ranks third among all active tight ends with 1,773 career receiving yards. Both players ahead of Stowers have played four full seasons to Stowers' two-plus at the position. He is tied for second in yards per game (44.3)
- Stowers hauled in a career-high 12 catches for 122 yards in the Week 11 win over Auburn, becoming the first Vandy tight end since at least 1996 to record double-digit receptions and the first since 1983 to register back-to-back 100-yard games.
- Stowers racked up a career-high 146 receiving yards with two touchdowns at Texas in Week 10. The 146 receiving yards are fourth most by a tight end in FBS this season and the most by a Vandy TE since at least 1996.

HOME NEVER LOOKED SO GOOD



- Aug. 30 marked another new milestone at FirstBank Stadium as the south end zone facility made its debut.
- The state-of-the-art facility features living room boxes, loge boxes, club seating, field-level seating, founders' suites, club suites and open-air tailgate suites.
- The south end zone building also houses a new football game day locker room, and will also feature a student-athlete training table and dining facility for all varsity teams.



Vanderbilt's newly renovated south end zone featuring a variety of premium seating



Interior spaces include premium club areas and exclusive dining options



The south end zone facility also features a newly renovated game day locker room

- Stowers' 12.1 yards per catch career average is tied for seventh nationally among active tight ends.
- His 638 receiving yards last season were the second-most by a Vanderbilt tight end since 1996. He trailed only the 774 accumulated by Jared Pinkney in 2018. Pinkney, Stowers and Steven Scheu (2014) are the only Vanderbilt tight ends since 1996 to eclipse 500 receiving yards in a season.
- In addition, Stowers is the only Vanderbilt tight end since 1996 to complete a pass in a game after he hit fellow tight end Cole Spence for a 17-yard touchdown in the win over Alcorn State.
- No SEC tight end had more than Stowers' 49.1 receiving yards per game, as he finished the year tied in the category with Texas' Gunnar Helm.
- Stowers became the first Vandy tight end since at least 1996 to have multiple games with 100-plus receiving yards in a season. He had three such games last season after totaling 110 receiving yards vs. Georgia State and 130 vs. Ball State in addition to the Alabama game.
- Stowers was a semifinalist for the John Mackey Award and selected All-SEC by the league's coaches. He was Vanderbilt's first offensive player to earn first-team All-SEC honors since 2013.

POLL PLACEMENT

- Vanderbilt rose to No. 9 in the AP Poll and No. 11 in the AFCA Coaches Poll following its victory over Missouri in Week 9.
- The Commodores broke the top 10 in the AP Poll for the first time since 1947 and just the fifth time in program history. No. 9 was Vandy's highest ranking since reaching No. 7 in 1937.
- Vandy has three wins over three top-15 teams for the first time in program history. The four wins over ranked opponents matches the program's total from the previous 16 seasons combined.
- It's the second consecutive season the Dores have appeared in the polls, marking the first occurrence since 2012 and 2013. It is just the second time Vanderbilt has reached the top 25 in consecutive seasons since 1956 and only the sixth occurrence in the AP poll's 90-year history.
- Week 16 marks the 13th consecutive appearance in the AP poll this season. It is the first time in program history the Dores have been ranked for more than four weeks in a single season.

SEDRICK THE ENTERTAINER

- Running back Sedrick Alexander has scored mutple touchdowns on five occasions this fall after finding the end zone three times in the win over Tennessee.
- The back leads the team with 11 rushing, and 15 total touchdowns. Alexander ranks third in the SEC and 12th nationally with his 15 TDs. He also ranks 10th in the SEC in scoring with 90 total points.
- Alexander's 26 career touchdowns is tied for third in program history. His 21 rushing touchdowns is also tied for third.
- Along with his three touchdowns, Alexander totaled 115 yards on the ground in the win at Tennessee and earned SEC Offensive Player of the Week honors.
- At Alabama, Alexander accounted for 98 all-purpose yards, including a career-long 65-yard touchdown scamper.
- With a 3-yard rushing touchdown in the first quarter vs. Georgia State, Alexander extended his four-game scoring streak, which was the longest of his career. He also hauled in a 10-yard touchdown catch to post a rushing and receiving touchdown in back-to-back games.
- Alexander went for 83 yards on 12 carries in the season-opening win against Charleston Southern. The 83 yards propelled Alexander past the 1,000-yard mark for his career. Alexander also added 26 yards receiving to top 100 all-purpose yards for the first time in his collegiate career.
- Alexander followed with a 73-yard, two-touchdown performance on just 10 carries in the win at Virginia Tech. The two touchdowns matched a career high for the junior. The opening two games also marked the first time in his career Alexander rushed for 70-plus yards in back-to-back contests.
- Last season, he tallied a career-high 21 carries in the win over top-ranked Alabama on Oct. 5, matching his career best with two rushing touchdowns, and was included on the Earl Campbell Tyler Rose Award Honorable Mention List for the week.
- He finished his sophomore campaign as the team's second-leading rusher, trailing only Diego Pavia, with 586 yards and six touchdowns. He became the 26th Vandy running back to eclipse 500 rushing yards in a season since 1996 and his total was second among all SEC sophomores.
- The Texan played in all 12 games as a freshman, logging 504 all-purpose yards, 371 rushing yards and four rushing touchdowns.
- He led SEC freshmen in rushing yards and touchdowns and was named to the league's All-Freshman team.
- Alexander was named to the Doak Walker and Earl Campbell Tyler Rose Award Watch List entering 2025.

SHERRILL STRIKES

- Junior Sherrill leads the Dores and ranks fourth in the SEC with seven touchdown receptions on the season.
- Sherrill is second on the team with 46 catches while averaging 14.4 yards per reception in 2025.
- The wide out surpassed 1,000 career receiving yards with two catches for 30 yards in the win over LSU in Week 8. He registered career highs in catches (eight) and receiving yards (115) in the Week 13 win over Kentucky.
- He notched three touchdowns and 91 yards on six catches in the Week 5 victory over Utah State. All three touchdown grabs came in the first half, making Sherrill the first Commodore with three TD catches in a half since Earl Bennett in 2005.
- He registered the first rushing score of his career with an 8-yard touchdown run vs. Georgia State.
- Sherill finished his rookie year with 20 receptions for 293 yards and two touchdowns while playing in all 12 contests. He surpassed all three totals in 10 games last season.
- The Nashvillian has made at least one catch in 36 straight games.
- Sherrill received the opening kickoff vs. Tennessee last season and returned it 100 yards to the house for Vandy's longest kickoff return for a touchdown since 2014.
- Sherrill was rated the No. 8 freshman wide receiver in the nation by Pro Football Focus in 2023.



GAME NOTES

BACKFIELD CAPERS

- Miles Capers' 9.5 TFL this season already mark a career best, surpassing his eight from the 2024 season. He had 11.5 career TFL entering the season.
- His 4.5 sacks through the first seven games also eclipsed his previous season high of three from 2024. He leads the Dores and ranks 17th in the SEC with 0.4 sacks per game.
- Capers has recorded multiple tackles in all but one game this season and in 16 of the last 17 contests dating back to October 2024.
- He has made 2.5 tackles for loss in three games this season.
- Capers tied his career best with a season-high seven tackles in the win over Missouri in Week 9.

YOUNG RUNNING WILD & FREE

- Makhilyn Young is one of three Commodores over 400 yards rushing this season. With 410 yards on 45 carries, Young is averaging 9.1 yards per carry, most on the team with double-figure carries. His six touchdown runs are third on the team behind Sedrick Alexander and Diego Pavia.
- “MK” led Vandy with 86 rushing yards on four carries in the win over Missouri. He broke an 80-yard touchdown run late in the third quarter to give the Dores their first lead. It was Vandy's longest play from scrimmage this season and the longest run by a Commodore since 2022.
- Young ran for 85 yards on just six carries in the win over LSU. He added a 10-yard reception on 4th-and-1 to keep a third-quarter drive alive that led to touchdown in final minute of the period. His final carry of the day went for 43 yards, putting the Dores in the red zone and helping run out the final 3:12 of the win.
- Young burst onto the scene in his first two games with the Dores, running for 114 yards on just 11 carries. In 14 games prior to Vandy, Young had just 201 yards on the ground.
- Young carried a career-high eight times in the Virginia Tech win, racking up a career-best 95 yards on the ground. He added a 12-yard reception to lead all players in all-purpose yardage.
- The career day also include a collegiate-best 62 yard carry to help seal the win in the fourth quarter.
- 29 of Young's 95 yards came after contact, according to PFF. That mark was also a career best for the junior. In total, Young set or matched eight career highs against the Hokies.

SYDNOR GETS STOPS

- Graduate defensive lineman Khordae Sydnor has continued to make his presence felt in opposing backfields during his second season at Vanderbilt, amassing 8.5 tackles for loss.
- The 8.5 stops behind the line of scrimmage are third on the team. His 40 yards of created loss are second most behind only Miles Capers with 60.
- His 8.5 TFL are his career high after finishing with 6.5 last season at Vandy and in 2022 at Purdue.
- Sydnor owns 15.0 TFL at Vanderbilt and 24.0 over his five-year career.
- With 3.5 sacks this season, Sydnor sits tied for third on the Dores. He is second on the team in quarterback hurries, registering seven this year.

HEARD HIM

- Safety CJ Heard finished the regular season second on the team with 64 tackles while adding two sacks, five quarterback hurries, an interception, forced fumble and fumble recovery.
- He posted eight stops with a fumble he forced and recovered in the win over Missouri in Week 9. His forced fumble and recovery set up Vandy's ensuing game-winning touchdown drive.
- Heard also had a tackle for no gain and a quarterback hurry on back-to-back plays after Missouri entered the red zone, leading to a missed field goal by the Tigers late in the third quarter.
- Heard was especially impactful against Virginia Tech and South Carolina, racking up a season-high 12 tackles and adding a QB hurry to lead the Dores in the win over the Gamecocks. The 12 stops were one off his career high of 13. At Virginia Tech, Heard announced his presence with five tackles, a sack and two QB pressures.
- The FAU transfer snagged his first career interception in the season opener against Charleston Southern.

RINALDI RISING

- Former walk-on and now senior linebacker Nick Rinaldi has continued his exceptional work in 2025. After a career-best season featuring 52 tackles, 6.0 tackles for loss and five sacks in 2024, Rinaldi has piled up 7.0 tackles behind the line and 3.5 sacks this season.
- His 7.0 tackles behind the line of scrimmage are fourth most on the team.
- Rinaldi was all over the field in the win at No. 11/10 South Carolina, racking up seven tackles, 2.5 TFL and a sack. His performance earned him Burlsworth Trophy Walk-On of the Week honors.
- In the win at Virginia Tech in Week 2, Rinaldi led the Dores with six tackles, 2.5 TFL and a sack. He also added a QB hurry to the ledger.
- The back-to-back games with 2.5 TFL are tied for his career high and are the only consecutive games with multiple TFL in his career.
- Rinaldi was named the 2025 SEC Scholar-Athlete of the Year, the first Commodore to receive the honor since its inception in 2003.

NEW SEASON, NEW HIGHT

- No need to blink, that is junior Martel Hight split out at wide receiver this season. The veteran corner is playing both ways for the first time in his collegiate career.
- Hight grabbed two interceptions in the win over Kentucky, the most in a game by a Commodore since 2023. He leads the team in picks this season with three and was named SEC Defensive Player of the Week.
- The Rome, Georgia, native was named the Paul Hornung Award national Player of the Week after finding multiple ways to contribute in the Dores' 31-7 victory at nationally-ranked South Carolina in Week 3.

- Against the Gamecocks, he finished with a career-high four catches for 33 yards. Hight threw the key block springing Jamezell Lassiter free for a 44-yard touchdown run that gave the Dores a double-digit lead for good in the third quarter,
- On the defensive side, Hight helped limit South Carolina to just 86 yards rushing.
- He grabbed his first interception of the season in Week 6 at Alabama.
- Hight finished the 2024 campaign tied for the team lead with two interceptions, tied for second with four pass breakups and added 33 tackles.
- Hight's explosiveness with the ball in his hands was also on display as he averaged 14.7 yards on 18 punt returns and made a 57-yard house call against Alcorn State.

TREMENDOUS TRE

- Tre Richardson's jump from Division II Washburn to Vanderbilt has been seamless on the football field, as the wide receiver leads the team in all-purpose yards with 1,108.
- He had a career day in the win over Kentucky, amassing a career-high 159 receiving yards with three touchdowns. He finished with 124 receiving yards on just three catches in the previous win over Auburn.
- Richardson is also third on the team with 40 receptions on the season, averaging 17.0 yards per catch. Four of his six touchdowns have come from 25-plus yards out.
- The speedster made a spectacular one-handed grab on a 26-yard, go-ahead touchdown pass in the third quarter at Virginia Tech. The score was his first as a Commodore.
- The versatile threat also has eight carries for 58 yards and 371 yards on 14 kick returns while averaging a team-high 92.3 total yards per game.
- Richardson is the first Vandy wide receiver since Darrius Sims in 2016 to go over 1,000 all-purpose yards in a season.

SPENCE SPARKS CAREER DAY

- Tight end Cole Spence had a career day in the victory over LSU with five catches for 56 yards and a touchdown.
- The five receptions and 56 yards were both career highs for Spence while the TD was his first of the season and third of his career.
- Spence led the Commodores in receptions and yardage against the Bayou Bengals. 27 of his 56 yards came after the catch.

WHITE ANCHORING THE LINE

- Graduate center Jordan White has provided an instant impact for the Commodores in his first season in the black and gold. The veteran recorded Vandy's top overall and run block grades in each of the first three weeks and leads the line on the season in overall, run and pass block grades.
- White earned SEC co-Offensive Lineman of the Week after Vandy's dominant win at Tennessee, his fourth SEC honor this season.
- He picked up his third weekly honor after the Auburn win. White received the highest overall Pro Football Focus grade on the Dores' offensive line after not surrendering a sack, quarterback hit, hurry or pressure on 43 pass-block snaps. It was the fourth time this fall that the center has earned a pass-block grade over 80 percent, and the second time he has graded out that high in the pass game against an SEC opponent.
- He earned SEC Offensive Lineman of the Week honors after helping lead Vanderbilt past No. 10 LSU on Oct. 18.
- White was named a team captain on the Friday night preceding the Utah State game in Week 5.
- White was named the SEC Co-Offensive Lineman of the Week for his performance in the win at No. 11/10 South Carolina, helping the Commodores roll up 22 first downs.

LANGSTON AND LONGWELL

- Vanderbilt's linebacker duo of Bryan Longwell and Langston Patterson have combined for 129 tackles this season.
- Longwell has registered 13 tackles twice this fall and has recorded a tackle for loss in eight of 12 games.
- He leads the team in tackles this season after also pacing Vandy last fall, finishing with 89 stops.
- Patterson has totaled five or more tackles in six of the last seven games and ranks third on the team.
- Patterson finished the 2024 campaign with 78 tackles after posting 74 in 2023.
- For their careers, Patterson has 218 tackles to his name while Longwell enters bowl season with 193.

ROCKY TOPPED

- Vanderbilt took down rival Tennessee 45-24 at Neyland Stadium to wrap up the regular season, giving the Commodores their first win over the Volunteers since 2018 and first win in Knoxville since 2017.
- The Dores amassed a season-high 314 rushing yards, the most by Vandy against an SEC school since 1996.
- Vanderbilt's 45 points were the most allowed by Tennessee's defense all season.
- Diego Pavia set a school record for most passing yards in a season (3,192) after throwing for 268 at Tennessee.
- Sedrick Alexander rushed for 115 yards and three touchdowns. He moved into a tie for third in the school record book with his 21st career rushing score.
- The Dores recorded a rushing touchdown for the 16th straight game, their longest streak in 13 years.
- Vanderbilt was selected as the Pop-Tarts Crazy Good Team of the Week.



GAME NOTES

SOARING ON SENIOR DAY

- Vanderbilt beat Kentucky 45-17 on Senior Day to close out the home campaign. The 28-point margin of victory was Vandy’s third highest against an SEC opponent since 1980.
- The Dores established a program record with 539 passing yards. Diego Pavia posted a career-high 484 yards through the air, also a program record.
- Pavia’s 532 total yards of offense are the most in a game for the Dores since at least 1996 and he set Vandy’s season record for total offense at 3,585 yards.
- Pavia became the first FBS quarterback this season to have a game with both 480 passing yards and five touchdowns.
- Tre Richardson caught three touchdowns, the second time a Dore has recorded a hat trick this season, joining Junior Sherrill.

TIGER KINGS

- Vanderbilt won three consecutive home games against Tigers (LSU, Missouri, Auburn).
- Vandy’s 45 points were the most Auburn has allowed all season. Entering the game, the Tigers were one of only three FBS teams to not give up more than 24 points in a game.
- Diego Pavia collected a then career-high 489 total yards of offense, throwing for 377 yards and adding an additional 112 yards on the ground. He became the first Vanderbilt football player to collect over 300 passing yards and 100 rushing yards in a game. Pavia earned SEC Offensive Player of the Week honors for his performance.

BLOCK PARTY

- Vanderbilt blocked an extra-point, field goal and punt in the Week 4 win over Georgia State.
- The last time a team blocked one of each type of kick in a game was Oklahoma State in 2014. Vandy was the first SEC program to accomplish the feat since at least 2002.
- Jamison Curtis was named SEC Co-Freshman of the Week after he blocked a GSU punt and returned it 4 yards for a touchdown.
- Emmanuel Adebisi blocked a GSU field goal attempt, the eighth blocked kick of his career. Adebisi set the program record at Cornell with seven blocked kicks.
- The Dores’ three blocked kicks this season lead the SEC and are eighth among FBS teams.

BROCKET LAUNCHER

- Brock Taylor owns the school record for most extra points made (57) and attempted (58) in a season after converting 6-of-6 in each of the final two games of the regular season.
- Taylor has 183 points to his name as a Commodore to sit seventh on Vandy’s all-time scoring list. His 90 points this season are tied for third most in program history.
- Taylor connected on a 44-yard field goal at Texas, his fourth make of 40-plus yards on the season.
- Taylor was named SEC Special Teams Player of the Week following his performance vs. Utah State going 2-for-2 on field goals and 6-for-6 on extra points.
- Taylor nailed a 51-yard kick at South Carolina, giving him six makes of 50 or more yards. He is the first player in school history with at least five 50-yard-plus field goals.
- He finished the 2024 campaign with 18 field goals, two shy of matching the program record of 20 set by Carey Spear in 2012.
- Taylor made his last 11 field goal attempts of the season over the final eight games (he did not attempt a field goal in the Birmingham Bowl).
- He connected on a program-record 57-yard field goal at Missouri in 2024.
- Taylor was chosen SEC Special Teams Player of the Week twice last season and was named a semifinalist for the Lou Groza Collegiate Place-Kicker Award on Nov. 19.

THE BECKONING

- Vanderbilt’s offense has been transformed under second-year offensive coordinator Tim Beck’s watch.
- According to ESPN FPI, the Dores lead the nation in offensive efficiency (93.4) and sit sixth in overall efficiency (85.5).
- For the second consecutive year, Beck was named a semifinalist for the Broyles Award as the nation’s top assistant coach.
- Among FBS programs, Vandy ranks eighth in scoring, third in third-down conversion percentage, fourth in passing efficiency and 11th in total offense.
- Vanderbilt’s 539 team passing yards in the Kentucky win are the most in a game in program history, as well as the most by an SEC team and second most by an FBS team this season.
- The Commodores opened the 2025 campaign with back-to-back games amassing over 475 yards of offense, marking the first time Vanderbilt has accomplished that feat since 2016 against Ole Miss and Tennessee.
- Vandy’s ESPN FPI offensive efficiency (67.5) ranked 28th in FBS in 2024. It was Vanderbilt’s best finish in offensive efficiency since 2005 when the Dores ended up 25th in the metric’s first year. Prior to Beck’s arrival, Vanderbilt’s best finish during Clark Lea’s tenure was 76th in 2022.
- The Commodores were the best in the nation at protecting the football, finishing with an FBS-low seven turnovers on the season.
- Vanderbilt also led the SEC and finished third in FBS in red zone offense, getting points on 93.3 percent of its red zone trips (42-for-45).

EARNING THEIR STRIPES

- Vanderbilt grinded out a 17-10 victory over Missouri in Week 9, holding the Tigers to their lowest point total all season.
 - Vandy earned its seventh win before November for just the second time ever, matching the 1915 team.
 - The Dores forced a turnover in the win to record a takeaway in nine of the last 10 games.
 - Makhilyn Young broke an 80-yard touchdown rush, the longest by a Commodore since 2022.
- Diego Pavia scored the go-ahead touchdown late in the fourth quarter, his 20th overall touchdown on the season.
- Bryan Longwell, Miles Capers and Dontae Carter each matched or set new career marks in tackles.
- Vanderbilt is now 2-0 all-time when hosting College GameDay.

RECORD-SETTING NIGHT

- Vanderbilt defeated Georgia State 70-21 on Sept. 20 at FirstBank Stadium, breaking multiple program records in the process.
- The Dores averaged 8.9 yards per play, the most in program history. The previous record was 8.7 yards per play vs. Miami (Fla.) in 1948.
- Vanderbilt’s 70 points were the most points scored since 1918 (76 vs. Tennessee).
- The Commodores’ 42 points in the first half were the most first-half points scored by Vandy since at least 1996.
- On special teams, the Dores recorded their first blocked PAT attempt since 2017, returned a blocked punt for a touchdown for the first time since 2014 and registered their first blocked field goal since 2022.
- With 236 passing and 322 all-purpose yards in the first half alone, Diego Pavia eclipsed 3,000 passing and 4,000 yards of total offense at Vanderbilt.
- Brock Taylor set the school record for most extra points made in a game and matched the program record for most PAT attempts with nine.

STREAK SNAPPED

- Vanderbilt exorcized its longest active SEC losing streak with a dominating 31-7 win at No. 11/10 South Carolina in Week 3.
- For a second-straight week, the Commodores pitched a second-half shutout, outscoring the Gamecocks 17-0 down the stretch. Including their go-ahead touchdown in the second quarter, the Dores ran off 24 unanswered points against the Gamecocks.
- Vandy’s defense forced four turnovers in the victory, the most for the Commodores since October 2022. Zaylin Wood and Bryan Longwell each snagged interceptions while Bryce Cowan and Randon Fontenette both forced fumbles for the first time in their careers.
- Offensively, Diego Pavia threw for 177 yards and two touchdowns, his fourth-straight game with multiple TD passes. Jamezell Lassiter and Sedrick Alexander each added rushing touchdowns for the Dores.
- The win over South Carolina was the first for the Commodores since 2008, snapping a 16-game skid against the Gamecocks. It also marked Vanderbilt’s first road win over an AP-ranked foe since knocking off No. 6 South Carolina in Columbia in 2007.

EXIT SANDMAN

- Vanderbilt stole the night in Blacksburg, storming back from a 20-10 halftime deficit to defeat Virginia Tech 44-20.
- The Dores outgained the Hokies 321-21 as part of their 34-0 second half domination. It was the largest second-half yardage disparity for the Commodores in available records dating to 2002.
- The win marked the first double-digit comeback for Vanderbilt since 2022. The 24-point margin of victory was the largest for the Dores after trailing by 10-plus points in at least 80 years.
- The victory was also Vanderbilt’s first nonconference road win over a Power 4 team since taking down Wake Forest 41-7 on Nov. 26, 2011.
- Diego Pavia accounted for 254 total yards, throwing for 193 and two touchdowns while adding 61 on the ground. It marked the third-straight game with multiple TD passes for Pavia.
- Newcomer Makhilyn Young rushed for a career-best 95 yards and a touchdown. Young also busted a career-long 62-yard scamper to help Vanderbilt ice the road win.
- Defensively, senior Nick Rinaldi led the Dores with six tackles, including 2.5 for loss and a sack.

LET’S TALK LASSITER

- Sophomore walk-on Jamezell Lassiter broke free for a 44-yard touchdown run in the win at South Carolina, his second TD carry of the season.
- Lassiter’s other TD run came from 35 yards out against Charleston Southern in the opener.
- The pair of touchdowns made him the first Commodore to score on each of his first two career carries since at least 2002.
- Lassiter is averaging 15.9 yards per carry in 2025.

OPENING NIGHT SUCCESS

- Vanderbilt kicked off its 136th season of football with a 45-3 win over Charleston Southern in front of a sold-out FirstBank Stadium.
- The victory marked the fourth season-opening victory in a row, marking the longest stretch of wins in season openers since capturing six in a row from 1970-75.
- Vanderbilt scored a touchdown on each of its first three possessions of the night, the first time the Dores opened a game with three touchdown drives since 2017.
- Quarterback Diego Pavia completed 20-of-25 passes for 275 yards and three scores to lead the victory. He added 44 rushing yards on eight carries.



GAME NOTES

CAPTAINING THE SHIP

- Vanderbilt named eight veterans as team captains for the 2025 season. Commodore captains are voted on and selected by the team.
- Richie Hoskins, Langston Patterson, Diego Pavia and Marlen Sewell were all selected as captains for a second-straight season. Randon Fontenette, Yilanan Ouattara, Eli Stowers and Khordae Sydnor join the leadership group for their first season as captains.
- Jordan White earned a team captain role prior to the Week 5 contest against Utah State.

PRESEASON ACCOLADES

- Eli Stowers has dotted preseason All-America lists this season, garnering first team picks by the Walter Camp Football Foundation, ESPN, Sports Illustrated, Associated Press, The Athletic, The Sporting News, Athlon and Phil Steele.
- Stowers is also one of two Commodores who picked up All-SEC recognition from league coaches in advance of the 2025 season, being tabbed preseason first-team All-SEC while Martel Hight landed a spot on the third team.
- Stowers' first team prognostication is the first for the Dores since the 2013 season when Jordan Matthews, Andre Hal and Casey Spear all earned preseason honors.

PAVIA'S HISTORIC 2024 CAMPAIGN

- Diego Pavia's four interceptions thrown last season were the fewest by a Vanderbilt quarterback in a season with at least 200 attempts since 1996.
- He bettered the mark of five previously held by Jay Cutler (2004), Riley Neal (2019), Jordan Rodgers (2012) and Larry Smith (2010).
- With 298 attempts, Pavia hit the mark with more passing attempts than three of the four who previously held the record (Rodgers had 319 attempts).
- As a team, Vandy's four interceptions last season were the fewest on record (1946). The previous low total for interceptions thrown was five in 2004 and 2012. It was just the 13th time since 1946 that Vanderbilt has thrown fewer than 10 interceptions in a season.
- Pavia's 20 passing touchdowns in 2024 ranked sixth in the SEC. The 20 touchdowns were fifth-most by a Commodore in a season.
- In 2024, Pavia ran for a Vanderbilt QB record 801 yards. That total was the highest by a Power 4 quarterback last season and seventh-most among non-service academy quarterbacks in all of FBS.
- He was named one of 16 semifinalists for the 88th Maxwell Award, as well as one of 16 semifinalists for the Davey O'Brien Award.
- He became the 13th quarterback since 2004 to defeat Alabama and Auburn in the same season and just the fourth do to so without playing in the SEC West (Stetson Bennett, Deshaun Watson, Matthew Stafford). He is the seventh quarterback in that same time frame to have at least three career wins over the Tigers and Tide, joining Jayden Daniels, Bennett, Joe Burrow, Jarrett Lee, Jordan Jefferson, Stafford and JaMarcus Russell.
- Pavia piloted a deadly efficient offense in 2023 while leading New Mexico State to 10 wins. He ranked among the top 35 in FBS in passing touchdowns, points, passing yards per attempt and passing efficiency.

BEAR-LEA SCRATCHING THE SURFACE

- Head coach Clark Lea was named the SEC Coach of the Year after leading Vanderbilt to its first postseason appearance since 2018. He's the first Commodore coach to win the award since Bobby Johnson in 2008. Johnson was Lea's coach during his playing career at Vandy.
- Lea was also named AFCA Region 2 Coach of the Year and was a finalist for the National Coach of the Year.
- He also found himself on the Paul "Bear" Bryant Coach of the Year watch list after Vanderbilt's historical first half of the season.
- Many of the positive developments in the fall came after Lea retooled the coaching staff following the 2023 season. In addition to taking over defensive coordinator duties, Lea hired a new offensive coordinator (Tim Beck), director of sports performance (Robert Stiner) and chief consultant (Jerry Kill).
- With victories in six of its first nine games, Vanderbilt recorded its best start since 1982, went to its first bowl game since 2018 and had its first winning season and bowl victory since 2013.
- In addition, the Commodores produced their best scoring margin since 2013 and had a positive scoring margin for just the sixth time since 1975. The 27.3 points per game were the most since 2018 and the 23.4 points allowed per game were fewest since 2015.

SCORING MARGINS

- Vanderbilt outscored its opponents 473-263 during the regular season, a margin of +210.
- The 307 points through the first eight games were the most scored by the program before November, passing the 2013 squad which scored 257.
- The Commodores won each of their first five games of the season by 20-plus points, marking the first time Vandy has opened the year with five-straight blowout wins since 1915.
- The +157 output was the largest scoring margin by a Vanderbilt team entering November in program history, surpassing the 1955 season when the Dores held a +86 edge at the end of October.
- Under head coach Art Guepe, the 1955 Dores were 4-2 entering November, outscoring opponents 126-40, including shutouts of Middle Tennessee and Chattanooga.
- The '55 Dores finished 8-3 and reached the first bowl game in school history. Vandy defeated No. 8 Auburn, 25-13, in the Gator Bowl.

IMPROVEMENT VS. RANKED TEAMS

- Vanderbilt earned its fourth win over an AP Top 25 team under Clark Lea with its 45-24 drubbing over No. 18 Tennessee in Knoxville to close out the regular season. The Dores have shown remarkable improvements each season during Lea's tenure when facing ranked teams.

- This year's squad has held ranked opponents to just 21.5 points per game, less than half of what the program allowed just three seasons ago.
- Last season, Vanderbilt averaged 28.5 points per game against ranked teams after scoring 18.0 in 2023 and 5.7 in Lea's debut 2021 campaign.
- Vanderbilt averaged over 300 yards of total offense against ranked teams last fall for the first time under Lea, while holding ranked opponents under 450 yards per game for the first time in that span. This fall Lea and the Commodores increased their offensive production to 387.5 yards per game.
- The Week 8 win over No. 10 LSU was the program's second over a top-10 team in the last two seasons (No. 1 Alabama - 10.5.24).

	2021	2022	2023	2024	2025
Record	0-3	0-5	0-4	1-3	4-2
VU Pts	17	56	72	114	169
Opp Pts	135	263	156	128	129
Margin	-118	-207	-84	-14	+40
VU Pts/Game	5.7	11.2	18.0	28.5	28.2
Opp Pts/Game	45.0	52.6	39.0	32.0	21.5

HAIL TO THEE OUR ALMA MATER

- Head coach Clark Lea, a "Double Dore" with undergraduate and master's degrees from Vanderbilt, is one of six Power 4 head coaches leading their alma mater.
- In addition, Vice Chancellor and Athletics Director Candice Storey Lee holds three degrees from Vanderbilt, where she was a member of the women's basketball team from 1996-2002.
- With the combination of Lea and Lee, Vanderbilt is the only Power 4 institution where both the athletics director and football coach are graduates of their current employer.

Power 4 Head Coaches at Alma Mater

Coach	School
Jeff Brohm	Louisville
Mario Cristobal	Miami (Fla.)
Kenny Dillingham	Arizona State
Brent Key	Georgia Tech
Clark Lea	Vanderbilt
Kirby Smart	Georgia

SEC GRADUATES

- Vanderbilt football will have 35 student-athletes donning the SEC Graduate patch in the ReliaQuest Bowl. Each of these 35 individuals have already completed their undergraduate degrees.

Emmanuel Adebi	Chase Mitchell
Hayden Bray	Mason Nelson
Miles Capers	Langston Patterson
Charlie Clark	Diego Pavia
Mark Davis	Sterling Porcher
Drew Dickey	Nick Rinaldi
Isaia Glass	Marlen Sewell
Nick Haberer	David Siegel
Durham Harris	Joshua Singh
Bryce Henderson	Cole Spence
Richie Hoskins	Eli Stowers
Trent Hudson	Khordae Sydnor
Marlon Jones	Kolbey Taylor
Keanu Koht	Kevo Wesley
Prince Kollie	Jordan White
Brail Lipford	Zaylin Wood
Bradley Mann	Linus Zunk
Cade McConnell	



HONORS & AWARDS

SEDRICK ALEXANDER RB

- *Third-team All-SEC (PFSN)*
- *SEC co-Offensive Player of the Week (12.1)*
- *Earl Campbell Tyler Rose Award Honorable Mention List (12.2)*
- Preseason third-team All-SEC (Athlon)
- Doak Walker Award Watch List
- Earl Campbell Tyler Rose Award Watch List
- Shrine Bowl 1000 Watch List

MILES CAPERS EDGE

- Senior Bowl Top 300 Watch List
- Shrine Bowl 1000 Watch List

JAMISON CURTIS LB

- *SEC co-Freshman of the Week (9.22)*

RANDON FONTENETTE S

- Team captain
- Preseason third-team All-SEC (Athlon)
- Preseason fourth-team All-SEC (Phil Steele)
- Shrine Bowl 1000 Watch List

ISAIA GLASS OL

- *SEC co-Offensive Lineman of the Week (11.24)*

NICK HABERER P

- *Ray Guy Award semifinalist*
- *Third-team All-SEC (PFSN)*
- *Ray Guy Award Ray's 8 for the Week (10.6)*

CJ HEARD S

- *Tennessee Sports Writers Association Defensive Player of the Week (9.16)*

BRYCE HENDERSON OL

- Shrine Bowl 1000 Watch List

MARTEL HIGHT CB/WR

- *SEC co-Defensive Player of the Week (11.24)*
- *Paul Hornung Award Player of the Week (9.16)*
- Preseason fourth-team All-America PR (Phil Steele)
- Preseason third-team All-SEC AP (Coaches)
- Preseason second-team All-SEC PR (Athlon, Phil Steele)
- Paul Hornung Award Watch List
- Shrine Bowl 1000 Watch List

RICHIE HOSKINS WR

- Team captain

CLARK LEA HC

- *FWAA Eddie Robinson Coach of the Year*
- *Walter Camp Coach of the Year Award finalist*
- *AFCNA National Coach of the Year finalist*
- *George Munger College Coach of the Year finalist*
- *Bobby Dodd Coach of the Year finalist*
- *AFCNA Region 2 Coach of the Year*
- *SEC Coach of the Year (Coaches, Associated Press)*
- *Paul "Bear" Bryant Award Coach of the Year Watch List*
- *Bobby Dodd Coach of the Year Watch List*

BRYAN LONGWELL LB

- Preseason second-team All-SEC (Phil Steele)
- Preseason third-team All-SEC (Athlon)
- Chuck Bednarik Award Watch List
- Shrine Bowl 1000 Watch List

YILANAN OUATTARA DL

- Team captain
- Shrine Bowl 1000 Watch List

LANGSTON PATTERSON LB

- Team captain
- Preseason fourth-team All-SEC (Athlon)

DIEGO PAVIA QB

- Team captain
- *Heisman Trophy finalist*
- *Johnny Unitas Golden Arm Award winner*
- *National Player of Year (The Sporting News, CBS Sports, Premier Player)*
- *Walter Camp Player of the Year Award finalist*
- *Manning Award finalist*
- *Maxwell Player of the Year Award semifinalist*
- *Davey O'Brien Award semifinalist*
- *Davey O'Brien QB Class of 2025*
- *First-team All-America (The Sporting News, CBS Sports, On3, Sports Info Solutions, PFSN)*
- *Second-team All-America (Football Writers Association of America, Associated Press, The Athletic, Sports Illustrated, USA Today)*
- *Hispanic College All-Americas Honoree*
- *SEC Offensive Player of the Year (Coaches, Associated Press)*
- *First-team All-SEC (Coaches, Associated Press, Pro Football Focus, Sports Info Solutions, PFSN)*
- Pony Express Award Mid-Season Watch List
- *Associated Press National Player of the Week (11.10, 12.1)*
- *Walter Camp National FBS Offensive Player of the Week (9.30, 11.11)*
- *Senior Bowl Offensive Player of the Week (11.10, 11.24)*
- *SEC Offensive Player of the Week (11.10, 11.24)*
- *SEC co-Offensive Player of the Week (10.20)*
- *Davey O'Brien Award Great 8 (9.29, 10.20, 11.10, 11.24)*
- *Manning Award Star of the Week (9.29, 10.20, 11.10, 11.24, 12.1)*
- *Johnny Unitas Golden Arm Player of the Week (9.29, 11.10, 11.24)*
- *Tennessee Sports Writers Association Offensive Player of the Week (9.3, 9.9, 9.23, 9.30, 11.11, 11.25)*
- Walter Camp Player of the Year Award Watch List
- Maxwell Player of the Year Award Watch List
- Davey O'Brien Award Watch List
- Manning Award Watch List
- Johnny Unitas Golden Arm Watch List
- Senior Bowl Top 300 Watch List
- Shrine Bowl 1000 Watch List
- No. 81 on PFSN's Top 100 College Football Players

STERLING PORCHER OL

- Shrine Bowl 1000 Watch List

TRE RICHARDSON WR

- *Second-team All-SEC (PFSN)*

NICK RINALDI LB

- *SEC Scholar-Athlete of the Year*
- *SEC co-Defensive Player of the Week (9.8)*
- *Burlsworth Trophy Walk-On of the Week (9.16)*
- Burlsworth Trophy nominee

MARLEN SEWELL S

- Team capatain
- *SEC Community Service Team*
- Wuerffel Trophy Watch List
- AFCA Good Works Team nominee

JUNIOR SHERRILL WR

- Preseason fourth-team All-SEC WR and KR (Athlon)
- Preseason fourth-team All-SEC KR (Phil Steele)

ELI STOWERS TE

- Team captain
- *William V. Campbell Trophy winner*
- *John Mackey Award winner*
- *Jason Witten Collegiate Man of the Year semifinalist*
- *Lombardi Award semifinalist*
- *Earl Campbell Tyler Rose Award semifinalist*
- *First-team All-America (Walter Camp Football Foundation, American Football Coaches Association, Football Writers Association of America, Associated Press, The Sporting News, The Athletic, CBS Sports, Sports Illustrated, USA Today, Pro Football Focus, Sports Info Solutions)*
- *Second-team All-America (On3, PFSN)*
- *First-team All-SEC (Coaches, Associated Press, Pro Football Focus, Sports Info Solutions, PFSN)*
- *John Mackey Award Tight End of the Week (11.4)*
- Midseason second-team All-America (Sports Illustrated)
- Pony Express Award Mid-Season Watch List
- *Earl Campbell Tyler Rose Award Honorable Mention List (11.4, 11.11)*
- Preseason first-team All-America (Walter Camp Football Foundation, ESPN, Sports Illustrated, Associated Press, The Athletic, The Sporting News, Athlon, Phil Steele)
- Preseason second-team All-America (Sports Info Solutions)
- Preseason first-team All-SEC (Coaches, Media, Athlon, Phil Steele)
- Walter Camp Player of the Year Award Watch List
- Jason Witten Collegiate Man of the Year Watch List
- Biletnikoff Award Watch List
- John Mackey Award Watch List
- Lombardi Award Watch List
- Earl Campbell Tyler Rose Award Watch List
- Senior Bowl Top 300 Watch List
- Shrine Bowl 1000 Watch List
- No. 28 on PFSN's Top 100 College Football Players
- The Athletic 2025 Freaks List

KHORDAE SYDNOR DL

- Team captain
- Preseason fourth-team All-SEC (Athlon)
- Shrine Bowl 1000 Watch List

BROCK TAYLOR K

- *SEC Special Teams Player of the Week (9.29)*
- Preseason third-team All-SEC (Athlon)
- Preseason fourth-team All-SEC (Phil Steele)

KOLBEY TAYLOR CB

- The Athletic 2025 Freaks List

JORDAN WHITE OL

- Team captain
- *Second-team All-SEC (PFSN)*
- *SEC Offensive Lineman of the Week (10.20)*
- *SEC co-Offensive Lineman of the Week (9.15, 11.10, 12.1)*
- Preseason second-team All-America (Sports Info Solutions)
- Dave Rimington Award Watch List
- Shrine Bowl 1000 Watch List

LINUS ZUNK DL

- Shrine Bowl 1000 Watch List



V VANDERBILT

- 97%** Student body retention rate
- 83%** Students graduating with no debt
- 65%** Undergraduate students receiving financial aid
- \$366** Million in student aid (2022-23)
- \$3.2** Billion goal for Dare to Grow campaign
- #1** Financial Aid (Princeton Review, 2018)
- #2** Happiest students (Princeton Review, 2018)
- #5** Most Beautiful Campus (Princeton Review, 2023)
- #10** Most Innovative University (Reuters)
- 7:1** Student-to-Faculty Ratio

Nashville MUSIC CITY

- #1** Top Travel Destination in the World (National Geographic)
- #1** Best Live Music Cities (Fifty Grande)
- 3** Top 10 Music Museums (USA Today)
 - 1. The Johnny Cash Museum
 - 8. Patsy Cline Museum
 - 9. Country Music Hall of Fame and Museum
- #7** Top Destinations in the United States (Trip Advisor)
- #8** Best Cities in the United States (Conde Nast Traveler)
- #8** Readers' 15 Favorite Cities in the U.S. (Travel + Leisure)
- #10** Essential Drives for a U.S. Road Trip (National Geographic)
- #6** Best Food Destinations in the U.S. (Trip Advisor)
- #5** South's Best Cities (Southern Living)
- +2m** Over two million Nashville area residents
- 5** Fortune 500 companies call Nashville home
- 13** Fortune 1000 companies headquartered in Nashville

V VUFB

- 1890** First season
- 10** One of 10 charter members still in the SEC
- 4** College Football Hall of Fame coaches
- 8** Undefeated seasons
- 14** Conference championships
- 1922** Opening of FirstBank Stadium, then Dudley Field, as the first football-specific stadium in the South
- 8** NFL starters who played for Clark Lea
 - Including: Drue Tranquill, Jeremiah Owusu-Koramoah, Zaire Franklin, Kyle Hamilton and Julian Love
- 18** NFL offensive linemen developed by Chris Klenakis
 - Including: Alvin Bailey, John Miller, Joel Bitonio, Jeremy Bridges, Shar Pourdanesh, DeMarcus Love, Harvey Dahl, Jason Jimenez, Travis Swanson, Geron Christian, Ray Dominguez, Tony Moll
- 59** NFL draft picks trained under Robert Stiner
 - Including: Dak Prescott, Kyren Williams, Chris Jones, Drake London, Kyle Hamilton, Julian Love, Drue Tranquill, Michael Mayer, Jeremiah Owusu-Koramoah, Darius Slay
- 175** Wins as a head coach by Jerry Kill
- +122** Vandy's improvement in ESPN Special Teams Efficiency ranking from 2021 to 2024
- +92** Vandy's improvement in ESPN Offensive Efficiency ranking from 2023 to 2024, Tim Beck's first season as OC
- +28** Vandy's improvement in ESPN Defensive Efficiency ranking from 2023 to 2024, Clark Lea's first as DC

DORES IN THE NFL



JULIAN ASHBY Long Snapper

- Appeared in every game to date with the Patriots in '25 as a rookie
- Made his NFL debut in Week 1 vs. Raiders
- Drafted by Patriots in Round 7, Pick 251, of the 2025 NFL Draft



OREN BURKS Linebacker

- Played in every game with seven starts for the Bengals in '25, collecting 46 tackles, 16 solo tackles, one forced fumble, one fumble recovery, one pass deflection and one tackle for loss
- Recovered an onside kick for the Bengals in Week 9
- Super Bowl LIX champion with the Eagles
- Appeared in Super Bowl LIX (Eagles) and Super Bowl LVIII (49ers)
- Played in 108 career games over eight seasons with Packers ('18-21), 49ers ('22-23), Eagles ('24) and Bengals (Pres.)
- Drafted by Packers in Round 3, Pick 88, of the 2018 NFL Draft



ADAM BUTLER Defensive Tackle

- Started in all 14 games he appeared in for the Raiders in '25, collecting 49 tackles, 20 solo tackles, five quarterback hits, a sack and a fumble recovery
- Appeared in all 17 games, with 16 starts, in '24 the Raiders, totaling 65 tackles, five sacks and a forced fumble
- Played in 114 games with 29 starts over seven seasons with Patriots ('17-'20), Dolphins ('21) and Raiders ('23-Pres.)



ZACH CUNNINGHAM Linebacker

- Appeared in four games for the Lions in '25, collecting seven tackles, five solo and one tackle for loss
- Played in seven games for the Broncos in '24
- Led NFL in tackles (164) and solo tackles (106) in '20
- Appeared in 102 games over eight seasons with Texans ('17-21), Titans ('21-22), Eagles ('23), Broncos ('24), and Lions (Pres.)
- Drafted by Texans in Round 2, Pick 57, of the 2017 NFL Draft



DAYO ODEYINGBO Defensive End

- Started in eight games for the Bears in '25, collecting 21 tackles, nine solo tackles, four QB hits, two tackles for loss and a sack
- Sent to the IR on Nov. 3 and will miss the rest of the season
- Played in all 17 games for Indianapolis for the third consecutive season in '24
- Made 31 tackles with three sacks, two forced fumbles and a fumble recovery
- Appeared in 61 career games and has not missed a contest since his rookie season in '21
- Drafted by Colts in Round 2, Pick 54, of the 2021 NFL Draft



ANFERNEE ORJI Linebacker

- Will spend the 2025 season on the IR with the Titans
- Played in 16 games, with two starts in '24 with Saints
- Collected 27 tackles with two tackles for loss during '24 season with Saints
- Spent '23 on the New Orleans practice squad



TRENT SHERFIELD SR. Wide Receiver

- Played in 10 games with three starts for the Broncos in '25 in Weeks 1-10
- Cut by the Broncos and signed with the Cardinals in Week 11, has played two games since
- Has collected three catches for 21 yards and converted a first down during in '25
- Appeared in all 17 regular season games and one postseason game for the Vikings in '24
- Has not missed a game since the '20 season
- Made the playoffs each of the last four seasons with four different franchises (MIN '24, BUF '23, MIA '22 and SF '21)
- Played in 112 career games over eight seasons for Cardinals ('18-20), 49ers ('21), Dolphins ('22), Bills ('23), Vikings ('24) and Broncos (Pres.)



JUSTIN SKULE Offensive Tackle

- Played in 14 games and recorded seven starts for the Vikings in '25
- Appeared in 10 games with four starts for Buccaneers in '24, winning NFC South title
- Played in 66 career games with 17 starts over six seasons with 49ers ('19-20), Buccaneers ('22-24) and Vikings (Pres.)

The above players concluded their collegiate careers at Vanderbilt. Other players who appeared in at least one NFL game in 2025 and played for Vanderbilt at any point in their collegiate careers include:

- RB Ray Davis (BUF)
- OL Tyler Steen (PHI)



QUICK FACTS

Name	Vanderbilt University
Location	Nashville, Tenn.
Founded	1873
Enrollment	7,221 (undergraduate) • 13,575 (total)
Nickname	Commodores
Colors	Black & Gold
Stadium	FirstBank Stadium (35,000)
Surface	Artificial • Shaw Sports Powerblade
Conference	Southeastern
Affiliation	NCAA Division I FBS
Chancellor	Daniel Diermeier
Vice Chancellor/Athletics Director	Candice Storey Lee
Faculty Athletics Rep	Tracey George
Website	VUCommodores.com

COACHING STAFF

E. Bronson Ingram Chair in Football	Clark Lea (Vanderbilt '04 • 5th season)
Chief Consultant to the Head Coach • Senior Offensive Advisor	Jerry Kill (Southwestern College '83 • 2nd season)
Offensive Coordinator	Tim Beck (Pittsburg State '88 • 2nd season)
Defensive Coordinator	Steve Gregory (Syracuse '06 • 2nd season)
Co-Defensive Coordinator • Linebackers	Nick Lezynski (Notre Dame '11 • 4th season)
Special Teams Coordinator • Tight Ends	Jeff LePak (Eastern Illinois '14 • 5th season)
Run Game Coordinator • Running Backs	Ghaali Muhammad-Lankford (Wyoming '13 • 2nd season)
Pass Game Coordinator • Wide Receivers	Alex Bailey (Youngstown State '07 • 4th season)
Defensive Run Game Coordinator • Defensive Line	Larry Black (Indiana '12 • 4th season)
Assistant Coach • Defensive Ends	Jovan Haye (Vanderbilt '07 • 8th season)
Assistant Coach • Safeties	Melvin Rice (Northern Illinois '09 • 2nd season)
Assistant Coach • Cornerbacks	Jamaal Richardson (Iowa State '18 • 4th season)
Assistant Coach • Offensive Line	Chris Klenakis (Carroll College '86 • 2nd season)
Tight Ends Coach	Brendan Flaherty (Bridgewater State '15 • 5th season)
Stars/Nickels Coach	Jimmy Thompson (Notre Dame '18 • 5th season)
Quarterbacks Coach	Garrett Altman (TCU '17 • 2nd season)
Specialists Coach • Special Teams Asst. Coach	Shane Gallant (Bowling Green '17 • 2nd season)
Assistant Running Backs Coach	Josh Adams (Notre Dame '20 • 3rd season)
Assistant Safeties Coach	Arion Shinaver (Notre Dame '20 • 4th season)
Assistant Cornerbacks Coach	Justin Harris (Vanderbilt '23 • 3rd season)
Assistant Wide Receivers Coach	Jafar Williams (Maryland '03 • 2nd season)
Assistant Offensive Line Coach	Jeff Nady (Nevada '12 • 1st season)
Pass Rush Specialist	Will Smart (Wake Forest '23 • 1st season)
Senior Defensive Analyst	Bob Shoop (Yale '88 • 1st season/4th total at VU)
Offensive Consultant	Jordan Matthews (Vanderbilt '14 • 1st season)
Defensive Quality Control Intern	Isaiah Richardson (2nd season)
Defensive Quality Control Intern	Jaxon York (2nd season)
Offensive Quality Control Intern	Carson Casarahi (1st season)
Director • Football Sports Performance	Robert Stiner (Bellhaven '08 • 2nd season)
Assistant Director • Football Sports Performance	Ian Bures (Plymouth State '15 • 2nd season)
Assistant Football Sports Performance Coach	Demetrius Kemp (Wake Forest '19 • 5th season)
Assistant Football Sports Performance Coach	Hudson Stevens (Appalachian St. '22 • 3rd season)

QUICK FACTS

2024 Record • SEC Record/Finish	7-6 • 3-5/T-11th
Starters Returning/Lost	16/9 (6/5 Offense • 9/2 Defense • 1/2 ST)
Letterwinners Returning/Lost	37/23 (16/11 Offense • 20/9 Defense • 1/3 ST)
Offensive System	Multiple
Defensive System	4-3
First Season	1890
All-Time Record	630-672-50 (.483)
Seasons	135
Undefeated Seasons	8
Conference Titles	14
Bowl Record	5-4-1
Last Bowl	2024 Birmingham Bowl vs. Georgia Tech (W, 35-27)

PRONUNCIATION GUIDE

A recording of each player pronouncing their own name is available at: [VUCommodores.com/VUFBnames](#)

No.	Name	Pos.	Pronunciation
45	Emmanuel Adebi	TE	ah-DAY-bee
51	Clinton Azubuike	OL	az-UH-boo-kay
42	Jake Balis	RB	BAY-liss
88	Boski Barrett	WR	BO-skee
19	Blaze Berlowtiz	QB	BER-low-itz
46	Simeon Boulware	DL	BOWL-ware
21	Davin Chandler	S	DAY-vin
46	Mustafa Dannett	CB	dah-NET
2	Randon Fontenette	S	RAN-din FAHN-tin-ette
72	Isaia Glass	OL	E-sigh-uh
71	Ted Gregoire	OL	gre-GORE
38	Nick Haberer	P	HAHB-er-er
4	Martel Hight	CB/WR	hite (like height)
33	Vanzale Hinton	STAR	VAN-zell or VAN
58	Orion Irving	OL	or-EYE-on
93	Nikhil Jefferson	DL	nick-HEEL
9	Keanu Koht	EDGE	key-AHN-ooH COOT
41	Jamezell Lassiter	RB	JAMES-el
98	Terry Nwabuisi-Ezeala	DL	NWAH-bwee-zee ee-ZAH-lah
5	Yilanan (Issa) Ouattara	DL	E-lan-in (E-sah) WAH-tah-rah
2	Diego Pavia	QB	PAH-vee-uh
79	Sterling Porcher	OL	pour-SHAY
43	Dominic Rezac	RB	REE-zack
24	Nick Rinaldi	LB	ruh-NAHL-dee
40	Mason Rohmiller	K	ROW-mill-er
14	Jailen Ruth	STAR	JAY-lin
75	Misael Sandoval	OL	mee-sigh-EL (or mee-sah) san-dah-VAL
0	Junior Sherrill	WR	sher-UHL
77	David Siegel	OL	SEE-gul
99	Joshua Singh	DL	Sing
14	Jeremy St-Hilaire	QB	saint hill-AIR
9	Eli Stowers	TE	STOW-ers (<i>rhymes with hours</i>)
96	Khordae Sydnor	DL	core-DAY SID-nor
37	Jack Wanzung	CB	WAHN-zung
79	Conor Weasler	OL	WEEZ-ler
78	Keegan Wechsler	OL	WEX-ler
52	Kevo Wesley	OL	KEY-vo
22	Makhilyn Young	RB	mah-KY-lin or M.K.
95	Linus Zunk	DL	LINE-us



ROSTER • NUMERICAL

No.	Name	Pos.	Ht.	Wt.	Yr.	Hometown/High School/Previous School(s)
0	Marlon Jones	CB	6-1	190	Gr.	Tacoma, Wash./Curtis/Eastern Washington
0	Junior Sherrill	WR	5-11	203	Jr.	Nashville, Tenn./Lipscomb Academy
1	Dontae Carter	S	6-1	185	So.	Cibolo, Texas/Byron P. Steele
1	Trent Hudson	WR	6-3	187	Gr.	Killeen, Texas/Shoemaker/New Mexico St./Mississippi St.
2	Randon Fontenette	S	6-2	220	Jr.	Freeport, Texas/Brazosport/TCU
2	Diego Pavia	QB	6-0	207	Gr.	Albuquerque, N.M./Volcano Vista/NMMI/New Mexico St.
3	Tristen Brown	WR	5-10	185	So.	Houston, Texas/Lamar
3	Kolbey Taylor	CB	6-3	190	Gr.	Ft. Lauderdale, Fla./Pasadena (Texas) Memorial/Wyoming
4	Martel Hight	CB/WR	6-0	188	Jr.	Rome, Ga./Rome
5	Richie Hoskins	WR	6-1	200	Gr.	Lake Forest, Ill./Lake Forest/Middlebury
5	Yilanan Ouattara	DL	6-7	320	Jr.	Cologne, Germany/Cologne Crocodiles
6	Jordan Matthews	CB	6-2	192	Jr.	Baton Rouge, La./Woodlawn/Tennessee
6	Tre Richardson	WR	5-10	175	Jr.	Topeka, Kan./Highland Park/Hutchinson/Washburn
7	Drew Dickey	QB	6-1	210	Sr.	Austin, Texas/Regents School
7	Marlen Sewell	S	6-1	205	Gr.	Birmingham, Ala./Shades Valley
8	CJ Heard	S	5-11	210	So.	Atlanta, Ga./Woodward Academy/Florida Atlantic
9	Keanu Koht	EDGE	6-4	252	Sr.	Vero Beach, Fla./Vero Beach/Alabama
9	Eli Stowers	TE	6-4	235	Gr.	Denton, Texas/Denton Guyer/Texas A&M/New Mexico St.
10	Whit Muschamp	QB	6-1	195	So.	Columbia, S.C./Baylor (Tenn.) School
10	Langston Patterson	LB	6-1	235	Sr.	Nashville, Tenn./Christ Presbyterian Academy
11	Jack Elliott	QB	6-0	205	Fr.	Orland Park, Ill./Mount Carmel
11	Bryan Longwell	LB	6-1	240	Jr.	Nashville, Tenn./Lipscomb Academy
13	Chase Gillespie	RB	5-10	200	Sr.	Tallahassee, Fla./Amos P. Godby
14	Jailen Ruth	STAR	6-3	225	Jr.	Hawthorne, Fla./Hawthorne
14	Jérémy St-Hilaire	QB	6-4	220	So.	Montréal, Canada/McCallie (Tenn.) School
15	Joseph McVay	WR	6-1	205	So.	Earle, Ark./Earle
15	Zaylin Wood	DL	6-0	280	Gr.	Bowdon, Ga./Heard County/Middle Tennessee
16	Cole Spence	TE	6-7	255	Gr.	Roswell, Ga./Mount Pisgah Christian School
17	Mark Davis	CB	6-2	202	Gr.	Bradenton, Fla./Braden River/Southern Illinois
17	Chance Fitzgerald	WR	6-2	205	Jr.	Nashville, Tenn./Nolensville/Virginia Tech
18	Boski Barrett	WR	5-11	182	So.	Knoxville, Tenn./Webb School
18	Jalen Gilbert	S	6-0	208	Jr.	Round Rock, Texas/Round Rock
19	Blaze Berlowitz	QB	6-3	200	Jr.	Cushing, Okla./Cushing/New Mexico State
20	Prince Kolлие	LB	6-1	240	Gr.	Jonesborough, Tenn./David Crockett/Notre Dame
21	Davin Chandler	S	6-0	185	Fr.	Berlin, Md./Stephen Decatur
22	Bryce Cowan	LB	6-4	242	Sr.	Tallahassee, Fla./Amos P. Godby
22	Makhilyn Young	RB	5-10	210	Jr.	Midland, Texas/Midland Legacy/New Mexico State
23	Carson Lawrence	S	6-2	204	Fr.	Chattanooga, Tenn./McCallie School
23	AJ Newberry	RB	6-1	200	Jr.	Grand Prairie, Texas/South Grand Prairie
24	Nick Rinaldi	LB	6-3	240	Sr.	Dover, Mass./Dover-Sherborn
26	Cayden Daniels	CB	6-1	189	Fr.	Cordele, Ga./Crisp County
27	Jaylin Lackey	CB	6-0	200	So.	Monroe, Ga./South Gwinnett
28	Sedrick Alexander	RB	5-9	207	Jr.	Austin, Texas/LBJ
28	Thomas Jones	S	5-11	190	So.	Smyrna, Tenn./Smyrna
29	Miles Capers	EDGE	6-4	249	Gr.	Sumter, S.C./Sumter
30	Trudell Berry	CB	6-1	196	Sr.	Baytown, Texas/Lee
31	Tate Hamby	STAR	6-2	208	So.	Monroe, La./Ouachita Christian School
32	Mason Carter	EDGE	6-5	243	So.	Jacksonville, Fla./Baldwin
33	Gabe Fields	RB	6-0	217	Fr.	Saint Joseph, Mo./Central
33	Vanzale Hinton	STAR	6-0	196	Fr.	Chattanooga, Tenn./Paducah (Ky.) Tilghman
34	Austin Howard	LB	6-2	245	Fr.	Memphis, Tenn./Bartlett
35	Ryder Brownstein	WR	6-2	183	Fr.	Los Angeles, Calif./Brentwood School
35	Payne Daniel	S	5-11	185	Jr.	Nashville, Tenn./Montgomery Bell Academy
36	Josiah Broxton	LB	5-10	225	Fr.	Tallahassee, Fla./Florida State University School
37	Jack Wanzung	CB	6-0	184	Fr.	Chicago, Ill./St. Ignatius Prep
38	Nick Haberer	P	6-5	227	Gr.	Sunshine Coast, Australia/Meridian/Washington State
38	Wils Jackson	WR	6-5	205	Fr.	Franklin, Tenn./Franklin
39	Brail Lipford	S	5-9	180	Gr.	Chandler, Ariz./Higley/Rocky Mountain College
40	Jamison Curtis	LB	6-1	229	So.	Mobile, Ala./Saraland
40	Mason Rohmiller	K	6-1	175	Sr.	Fort Mitchell, Ky./St. Xavier (Ohio)/San Diego
41	Jamezell Lassiter	RB	5-8	192	So.	Providence, R.I./Deerfield (Mass.) Academy
41	Stone Owens	LS	6-0	210	Fr.	Tampa, Fla./Plant
42	Jake Balis	RB	5-9	200	So.	Granger, Ind./Penn
42	Blaine McClure	CB	6-1	185	So.	Greenwich, Conn./Brunswick School/North Carolina
43	Luke D'Alise	LB	6-0	195	So.	Oak Park, Ill./Fenwick/Miami (Fla.)
43	Dominic Rezac	RB	6-1	190	Sr.	Omaha, Neb./Westside
44	Gabe Fisher	FB/TE	6-1	250	Jr.	Nashville, Tenn./Montgomery Bell Academy
45	Emmanuel Adebisi	TE	6-5	270	Gr.	Wilmington, Del./Wilmington Friends School/Cornell
45	Ty Bartholomew	LB	6-1	228	Jr.	Nashville, Tenn./Montgomery Bell Academy
46	Mustafa Dannett	CB	6-0	175	Sr.	New London, Conn./New London
46	Durham Harris	LS	5-9	193	Gr.	Corpus Christi, Texas/Flour Bluff/Texas St./Washington St.

No.	Name	Pos.	Ht.	Wt.	Yr.	Hometown/High School/Previous School(s)
47	Justin Dewers	K	6-2	190	Fr.	Plano, Texas/Prestonwood Christian Academy
47	Isaiah Fontan	RB	5-7	202	Sr.	Hartford, Conn./Capital Prep
49	Simeon Boulware	EDGE	6-5	258	So.	Dacula, Ga./Dacula
49	Elijah Rooney	TE	6-5	230	So.	New Smyrna Beach, Fla./New Smyrna Beach
50	Chase Mitchell	OL	6-4	340	Gr.	Washington, Pa./Washington/Liberty
51	Clinton Azubuike	OL	6-8	305	So.	Lagos, Nigeria/NFL Academy/Northern Arizona
52	Kevo Wesley	OL	6-4	317	Gr.	Chicago, Ill./Curie
53	Glenn Seabrooks III	DL	6-3	349	So.	Nashville, Tenn./Davidson Academy
53	Jordan White	OL	6-2	309	Gr.	Largo, Md./DeMatha Catholic/West Virginia/Liberty
54	Mason Nelson	DL	6-1	330	Gr.	Howell, Mich./Howell/Western Michigan
55	Aaron Bryant	DL	6-2	320	Sr.	Southaven, Miss./Southaven/Texas
55	Bryce Henderson	OL	6-8	325	Gr.	Aurora, Ill./Aurora Christian Schools/South Dakota
56	Gunner Givens	OL	6-5	332	Sr.	Covington, Va./Lord Botetourt/Virginia Tech
57	Max Fisher	OL	6-2	270	Jr.	Nashville, Tenn./Montgomery Bell Academy/Trinity (Texas)
58	Orion Irving	OL	6-6	320	Jr.	Houston, Texas/Lamar/Sam Houston State
62	CJ Williams	OL	6-6	331	So.	Amityville, N.Y./Deerfield (Mass.) Academy
69	Cooper Starks	OL	6-5	329	Jr.	Girard, Ill./North Mac
70	Cade McConnell	OL	6-5	323	Sr.	Choctaw, Okla./Choctaw/Minnesota
71	Ted Gregoire	OL	6-3	335	Jr.	Roselle, N.J./Hudson Catholic
72	Isaia Glass	OL	6-4	311	Gr.	San Tan Valley, Ariz./Queen Creek/Arizona St./Oklahoma St.
73	Charlie Clark	OL	6-7	316	Gr.	Madison, Wis./Edgewood
75	Misael Sandoval	OL	6-6	325	Jr.	Chula Vista, Calif./St. Augustine
77	David Siegel	OL	6-6	308	Gr.	New Canaan, Conn./The Hun (N.J.) School
78	Keegan Wechsler	OL	6-2	295	Jr.	Frisco, Texas/Legacy Christian Academy
79	Sterling Porcher	OL	6-4	315	Gr.	Sumter, S.C./Sumter/Iowa Western/Middle Tennessee/Texas Tech
79	Conor Weasler	P	6-0	187	Jr.	Kentfield, Calif./Redwood
80	Claiborne Richards	WR	5-11	186	Jr.	Nashville, Tenn./Montgomery Bell Academy/Virginia
81	Kayleb Barnett	WR	5-8	155	Fr.	Tulsa, Okla./Jenks
82	Brycen Coleman	TE	6-5	215	So.	Ocean City, Md./Stephen Decatur
83	Derek Kee	WR	6-4	210	Jr.	Trenton, Tenn./Peabody
85	Lebron Hill	WR	6-5	190	Fr.	Hammond, Ind./Morton
86	Witt Edwards	TE	6-5	210	So.	Fairfax, Okla./Wagoner
87	Ty Burd	WR	6-1	165	Jr.	Nashville, Tenn./Montgomery Bell Academy
88	Brock Taylor	K	6-1	165	Jr.	Knoxville, Tenn./Knoxville Catholic
89	Cameran Dickson	WR	6-0	180	Fr.	Corpus Christi, Texas/Flour Bluff
90	Jake Stanish	DL	6-3	250	Fr.	Chicago, Ill./Naperville Central
92	Jaylon Stone	DL	6-2	306	Jr.	Decatur, Ga./Clarke Central/Southeast Missouri
93	Nikhil Jefferson	DL	6-1	330	Fr.	Tampa, Fla./Berkeley Prep
94	Bradley Mann	DL	6-6	308	Sr.	Jacksonville, Fla./The Bolles School
95	Linus Zunk	DL	6-6	270	Sr.	Berlin, Germany/Rabun Gap-Nacoochee (Ga.)
96	Khordae Sydnor	DL	6-4	272	Gr.	Harlem, N.Y./Iona Prep/Purdue
97	Hayden Bray	DL	6-4	277	Gr.	Austin, Texas/Westlake/Oklahoma
98	Terry Nwabuisi-Ezeala	DL	6-2	336	Fr.	Munich, Germany/Rabun Gap-Nacoochee (Ga.)/North Carolina
99	Joshua Singh	DL	6-0	285	Gr.	Laie, Hawai'i/Orem (Utah)/BYU



ROSTER • ALPHABETICAL

No.	Name	Pos.	Ht.	Wt.	Yr.	Hometown/High School/Previous School(s)
45	Emmanuel Adebisi	TE	6-5	270	Gr.	Wilmington, Del./Wilmington Friends School/Cornell
28	Sedrick Alexander	RB	5-9	207	Jr.	Austin, Texas/LBJ
51	Clinton Azubuike	OL	6-8	305	So.	Lagos, Nigeria/NFL Academy/Northern Arizona
42	Jake Balis	RB	5-9	200	So.	Granger, Ind./Penn
81	Kayleb Barnett	WR	5-8	155	Fr.	Tulsa, Okla./Jenks
18	Boski Barrett	WR	5-11	182	So.	Knoxville, Tenn./Webb School
45	Ty Bartholomew	LB	6-1	228	Jr.	Nashville, Tenn./Montgomery Bell Academy
19	Blaze Berlowitz	QB	6-3	200	Jr.	Cushing, Okla./Cushing/New Mexico State
30	Trudell Berry	CB	6-1	196	Sr.	Baytown, Texas/Lee
49	Simeon Boulware	EDGE	6-5	258	So.	Dacula, Ga./Dacula
97	Hayden Bray	DL	6-4	277	Gr.	Austin, Texas/Westlake/Oklahoma
3	Tristen Brown	WR	5-10	185	So.	Houston, Texas/Lamar
35	Ryder Brownstein	WR	6-2	183	Fr.	Los Angeles, Calif./Brentwood School
36	Josiah Broxton	LB	5-10	225	Fr.	Tallahassee, Fla./Florida State University School
55	Aaron Bryant	DL	6-2	320	Sr.	Southaven, Miss./Southaven/Texas
87	Ty Burd	WR	6-1	165	Jr.	Nashville, Tenn./Montgomery Bell Academy
29	Miles Capers	EDGE	6-4	249	Gr.	Sumter, S.C./Sumter
1	Dontae Carter	S	6-1	185	So.	Cibola, Texas/Byron P. Steele
32	Mason Carter	EDGE	6-5	243	So.	Jacksonville, Fla./Baldwin
21	Davin Chandler	S	6-0	185	Fr.	Berlin, Md./Stephen Decatur
73	Charlie Clark	OL	6-7	316	Gr.	Madison, Wis./Edgewood
82	Brycen Coleman	TE	6-5	215	Sr.	Ocean City, Md./Stephen Decatur
22	Bryce Cowan	LB	6-4	242	Sr.	Tallahassee, Fla./Amos P. Godby
40	Jamison Curtis	LB	6-1	229	So.	Mobile, Ala./Saraland
43	Luke D'Alise	LB	6-0	195	So.	Oak Park, Ill./Fenwick/Miami (Fla.)
35	Payne Daniel	S	5-11	185	Jr.	Nashville, Tenn./Montgomery Bell Academy
26	Cayden Daniels	CB	6-1	189	Fr.	Cordele, Ga./Crisp County
46	Mustafa Dannett	CB	6-0	175	Sr.	New London, Conn./New London
17	Mark Davis	CB	6-2	202	Gr.	Bradenton, Fla./Braden River/Southern Illinois
47	Justin Dewers	K	6-2	190	Fr.	Plano, Texas/Prestonwood Christian Academy
7	Drew Dickey	QB	6-1	210	Sr.	Austin, Texas/Regents School
89	Cameran Dickson	WR	6-0	180	Fr.	Corpus Christi, Texas/Flour Bluff
86	Witt Edwards	TE	6-5	210	So.	Fairfax, Okla./Wagoner
11	Jack Elliott	QB	6-0	205	Fr.	Orland Park, Ill./Mount Carmel
33	Gabe Fields	RB	6-0	217	Fr.	Saint Joseph, Mo./Central
44	Gabe Fisher	FB/TE	6-1	250	Jr.	Nashville, Tenn./Montgomery Bell Academy
57	Max Fisher	OL	6-2	270	Jr.	Nashville, Tenn./Montgomery Bell Academy/Trinity (Texas)
17	Chance Fitzgerald	WR	6-2	205	Jr.	Nashville, Tenn./Nolensville/Virginia Tech
47	Isaiah Fontan	RB	5-7	202	Sr.	Hartford, Conn./Capital Prep
2	Randon Fontenette	S	6-2	220	Jr.	Freeport, Texas/Brazosport/TCU
18	Jalen Gilbert	S	6-0	208	Jr.	Round Rock, Texas/Round Rock
13	Chase Gillespie	RB	5-10	200	Sr.	Tallahassee, Fla./Amos P. Godby
56	Gunner Givens	OL	6-5	332	Sr.	Covington, Va./Lord Botetourt/Virginia Tech
72	Isaia Glass	OL	6-4	311	Gr.	San Tan Valley, Ariz./Queen Creek/Arizona St./Oklahoma St.
17	Ted Gregoire	OL	6-3	335	Jr.	Roselle, N.J./Hudson Catholic
38	Nick Haberer	P	6-5	227	Gr.	Sunshine Coast, Australia/Meridian/Washington State
31	Tate Hamby	STAR	6-2	208	So.	Monroe, La./Ouachita Christian School
46	Durham Harris	LS	5-9	193	Gr.	Corpus Christi, Texas/Flour Bluff/Texas St./Washington St.
8	CJ Heard	S	5-11	210	So.	Atlanta, Ga./Woodward Academy/Florida Atlantic
55	Bryce Henderson	OL	6-8	325	Gr.	Aurora, Ill./Aurora Christian Schools/South Dakota
4	Martel Hight	CB/WR	6-0	188	Jr.	Rome, Ga./Rome
85	Lebron Hill	WR	6-5	190	Fr.	Hammond, Ind./Morton
33	Vanzale Hinton	STAR	6-0	196	Fr.	Chattanooga, Tenn./Paducah (Ky.) Tilghman
5	Richie Hoskins	WR	6-1	200	Gr.	Lake Forest, Ill./Lake Forest/Middlebury
34	Austin Howard	LB	6-2	245	Fr.	Memphis, Tenn./Bartlett
1	Trent Hudson	WR	6-3	187	Gr.	Killeen, Texas/Shoemaker/New Mexico St./Mississippi St.
58	Orion Irving	OL	6-6	320	Jr.	Houston, Texas/Lamar/Sam Houston State
38	Wils Jackson	WR	6-5	205	Fr.	Franklin, Tenn./Franklin
93	Nikhil Jefferson	DL	6-1	330	Fr.	Tampa, Fla./Berkeley Prep
0	Marlon Jones	CB	6-1	190	Gr.	Tacoma, Wash./Curtis/Eastern Washington
28	Thomas Jones	S	5-11	190	So.	Smyrna, Tenn./Smyrna
83	Derek Kee	WR	6-4	210	Jr.	Trenton, Tenn./Peabody
9	Keanu Koht	EDGE	6-4	252	Sr.	Vero Beach, Fla./Vero Beach/Alabama
20	Prince Kolie	LB	6-1	240	Gr.	Jonesborough, Tenn./David Crockett/Notre Dame
27	Jaylin Lackey	CB	6-0	200	So.	Monroe, Ga./South Gwinnett
41	Jamezell Lassiter	RB	5-8	192	So.	Providence, R.I./Deerfield (Mass.) Academy
23	Carson Lawrence	S	6-2	204	Fr.	Chattanooga, Tenn./McCallie School
39	Brail Lipford	S	5-9	180	Gr.	Chandler, Ariz./Higley/Rocky Mountain College
11	Bryan Longwell	LB	6-1	240	Jr.	Nashville, Tenn./Lipscomb Academy
94	Bradley Mann	DL	6-6	308	Sr.	Jacksonville, Fla./The Bolles School
6	Jordan Matthews	CB	6-2	192	Jr.	Baton Rouge, La./Woodlawn/Tennessee
42	Blaine McClure	CB	6-1	185	So.	Greenwich, Conn./Brunswick School/North Carolina

No.	Name	Pos.	Ht.	Wt.	Yr.	Hometown/High School/Previous School(s)
70	Cade McConnell	OL	6-5	323	Sr.	Choctaw, Okla./Choctaw/Minnesota
15	Joseph McVay	WR	6-1	205	So.	Earle, Ark./Earle
50	Chase Mitchell	OL	6-4	340	Gr.	Washington, Pa./Washington/Liberty
10	Whit Muschamp	QB	6-1	195	So.	Columbia, S.C./Baylor (Tenn.) School
54	Mason Nelson	DL	6-1	330	Gr.	Howell, Mich./Howell/Western Michigan
23	AJ Newberry	RB	6-1	200	Jr.	Grand Prairie, Texas/South Grand Prairie
98	Terry Nwabuisi-Ezeala	DL	6-2	336	Fr.	Munich, Germany/Rabun Gap-Nacoochee (Ga.)/North Carolina
5	Yilanan Ouattara	DL	6-7	320	Sr.	Cologne, Germany/Cologne Crocodiles
41	Stone Owens	LS	6-0	210	Fr.	Tampa, Fla./Plant
10	Langston Patterson	LB	6-1	235	Sr.	Nashville, Tenn./Christ Presbyterian Academy
2	Diego Pavia	QB	6-0	207	Gr.	Albuquerque, N.M./Volcano Vista/NMMI/New Mexico St.
79	Sterling Porcher	OL	6-4	315	Gr.	Sumter, S.C./Sumter/Iowa Western/Middle Tennessee/Texas Tech
43	Dominic Rezac	RB	6-1	190	Sr.	Omaha, Neb./Westside
80	Claiborne Richards	WR	5-11	186	Jr.	Nashville, Tenn./Montgomery Bell Academy/Virginia
6	Tre Richardson	WR	5-10	175	Jr.	Topeka, Kan./Highland Park/Hutchinson/Washburn
24	Nick Rinaldi	LB	6-3	240	Sr.	Dover, Mass./Dover-Sherborn
40	Mason Rohmiller	K	6-1	175	Sr.	Fort Mitchell, Ky./St. Xavier (Ohio)/San Diego
49	Elijah Rooney	TE	6-5	230	So.	New Smyrna Beach, Fla./New Smyrna Beach
14	Jailen Ruth	STAR	6-3	225	Jr.	Hawthorne, Fla./Hawthorne
75	Misael Sandoval	OL	6-6	325	Jr.	Chula Vista, Calif./St. Augustine
53	Glenn Seabrooks III	DL	6-3	349	So.	Nashville, Tenn./Davidson Academy
7	Marlen Sewell	S	6-1	205	Gr.	Birmingham, Ala./Shades Valley
0	Junior Sherrill	WR	5-11	203	Jr.	Nashville, Tenn./Lipscomb Academy
77	David Siegel	OL	6-6	308	Gr.	New Canaan, Conn./The Hun (N.J.) School
99	Joshua Singh	DL	6-0	285	Gr.	Laie, Hawai'i/Orem (Utah)/BYU
16	Cole Spence	TE	6-7	255	Gr.	Roswell, Ga./Mount Pisgah Christian School
90	Jake Stanish	DL	6-3	250	Fr.	Chicago, Ill./Naperville Central
14	Jérémy St-Hilaire	QB	6-4	220	So.	Montréal, Canada/McCallie (Tenn.) School
69	Cooper Starks	OL	6-5	329	Jr.	Girard, Ill./North Mac
92	Jaylon Stone	DL	6-2	306	Jr.	Decatur, Ga./Clarke Central/Southeast Missouri
9	Eli Stowers	TE	6-4	235	Gr.	Denton, Texas/Denton Guyer/Texas A&M/New Mexico St.
96	Khordae Sydnor	DL	6-4	272	Gr.	Harlem, N.Y./Iona Prep/Purdue
88	Brock Taylor	K	6-1	165	Jr.	Knoxville, Tenn./Knoxville Catholic
3	Kolbey Taylor	CB	6-3	190	Gr.	Ft. Lauderdale, Fla./Pasadena (Texas) Memorial/Wyoming
37	Jack Wanzung	CB	6-0	184	Fr.	Chicago, Ill./St. Ignatius Prep
79	Conor Weasler	P	6-0	187	Jr.	Kentfield, Calif./Redwood
78	Keegan Wechsler	OL	6-2	295	Jr.	Frisco, Texas/Legacy Christian Academy
52	Kevo Wesley	OL	6-4	317	Gr.	Chicago, Ill./Curie
53	Jordan White	OL	6-2	309	Gr.	Largo, Md./DeMatha Catholic/West Virginia/Liberty
62	CJ Williams	OL	6-6	331	So.	Amityville, N.Y./Deerfield (Mass.) Academy
15	Zaylin Wood	DL	6-0	280	Gr.	Bowdon, Ga./Heard County/Middle Tennessee
22	Makhilyn Young	RB	5-10	210	Jr.	Midland, Texas/Midland Legacy/New Mexico State
95	Linus Zunk	DL	6-6	270	Sr.	Berlin, Germany/Rabun Gap-Nacoochee (Ga.)





0 MARLON JONES

CB • 6-1 • 190 • Gr.

	GP-GS	Tackles	TFL	Sack	FF	PD	INT	TD
2025	8-1	9	0	0	0	0	0	0
CAREER	50-30	168	7	1	1	14	9	2

- Competed at Eastern Washington from 2019-23
- First-team All-Big Sky selection in 2023, starting all 11 games with 35 tackles

TOP GAMES

Tackles
Tackles for Loss
Interceptions
Passes Defended
Forced Fumbles
Fumbles Rec.

2025
3 vs. Kentucky

Career
9 vs. Weber St. 2021
1 vs. NAU 2023
1 nine times
2 twice
1 vs. Jax. St. 2019
1 at S. Carolina 2025



0 JUNIOR SHERRILL

WR • 5-11 • 203 • Jr. • sher-UHL

	GP-GS	REC	Yds	TD	Long	Rec/G	YPC	Yds/G
2025	12-10	46	661	7	40	3.8	14.4	55.1
CAREER	37-23	95	1365	13	52	2.6	14.4	36.9

- Played in all 37 games during career
- Caught three touchdowns vs. Utah State
- Returned the opening kickoff 100 yards for a touchdown against Tennessee in 2024
- Finished 2024 third on the team in receiving yards

TOP GAMES

Receptions
Receiving Yards
Receiving TDs
All-Purpose Yards

2025
8 vs. Kentucky
115 vs. Kentucky
3 vs. Utah State
115 vs. Kentucky

Career
8 vs. Kentucky 2025
115 vs. Kentucky 2025
3 vs. Utah State 2025
172 vs. Tenn. 2024



I DONTAE CARTER

S • 6-1 • 185 • So.

	GP-GS	Tackles	TFL	Sack	FF	PD	INT	TD
2025	12-0	31	0	0	0	1	0	0
CAREER	25-0	42	0	0	0	3	0	0

- Made 11 tackles while appearing in all 13 games last season
- Had a pair of tackles in Birmingham Bowl win
- One of the highest-rated recruits in school history
- Four-star prospect per On3 and 247Sports

TOP GAMES

Tackles
Tackles For Loss
Interceptions
Passes Defended
Forced Fumbles
Fumbles Rec.

2025
6 vs. Missouri

Career
6 vs. Missouri 2025



I TRENT HUDSON

WR • 6-3 • 187 • Gr.

	GP-GS	REC	Yds	TD	Long	Rec/G	YPC	Yds/G
2025	7-0	2	32	0	19	0.3	16.0	4.6
CAREER	25-2	38	603	10	78	1.5	15.9	24.1

- Played four games at Mississippi State in 2024
- Appeared in 14 games at New Mexico State during the 2023 campaign
- Caught 36 passes for 551 yards, scoring 10 touchdowns while helping the Aggies to a 10-win season

TOP GAMES

Receptions
Receiving Yards
Receiving TDs
All-Purpose Yards

2025
1 twice
19 vs. Kentucky
19 vs. Kentucky

Career
7 at Liberty 2023
122 vs. SHSU 2023
2 three times
122 vs. SHSU 2023



2 RANDON FONTENETTE

S • 6-2 • 220 • Jr. • RAN-din FAHN-tin-ette

	GP-GS	Tackles	TFL	Sack	FF	PD	INT	TD
2025	12-12	49	6.5	0	1	6	0	0
CAREER	36-23	138	14.5	3.5	1	14	1	1

- Finished third on the team with 73 tackles and tied for team lead in TFLs (eight) in 2024
- Made 2.5 TFLs in bowl-clinching win at Auburn
- Led team with seven tackles in win at Kentucky
- First career interception came in win over No. 1 Alabama

TOP GAMES

Tackles
Tackles for Loss
Interceptions
Passes Defended
Sacks
Forced Fumbles

2025
8 twice
2 at South Carolina
2 vs. Auburn

Career
10 vs. LSU 2024
2.5 twice
1 vs. Alabama 2024
3 vs. Texas 2024
1.5 vs. Texas 2024
1 at S. Carolina 2025



2 DIEGO PAVIA

QB • 6-0 • 207 • Gr. • PAH-vee-uh

	GP-GS	C-A-I	YDS	TD	Rush	Yds	TD
2025	12-12	242-340-8	3192	27	152	826	9
CAREER	52-47	741-1194-27	9908	86	613	3058	30

- Leads all active FBS players with 116 total touchdowns
- 2024 SEC Newcomer of the Year
- Semifinalist for Davey O'Brien and Maxwell Awards
- Set Vanderbilt record for rushing yards by a QB (801), leading Power 4 QBs last season

TOP GAMES

Completions
Attempts
Passing Yards
Passing TDs
Rushing Yards
Rushing TDs

2025
33 vs. Kentucky
39 vs. Kentucky
484 vs. Kentucky
5 twice
165 at Tennessee
2 vs. LSU

Career
33 vs. Kentucky 2025
39 vs. Kentucky 2025
484 vs. Kentucky 2025
5 twice
165 at Tennessee 2025
3 vs. Liberty 2022



3 TRISTEN BROWN

WR • 5-10 • 185 • So.

	GP-GS	REC	Yds	TD	Long	Rec/G	YPC	Yds/G
2025	12-0	7	122	0	28	0.6	17.4	11.1
CAREER	22-0	10	149	0	28	0.5	14.9	7.1

- Played in 10 games during true freshman season
- Made three catches in win over Alcorn State
- Unanimous three-star prospect
- Caught 98 passes for 2,275 yards and 28 touchdowns during prep career
- Averaged 42.6 yards on kickoff returns as a junior

TOP GAMES

Receptions
Receiving Yards
Receiving TDs
All-Purpose Yards

2025
3 vs. Georgia State
71 vs. Georgia State
71 vs. Georgia State

Career
3 twice
71 vs. Georgia St. 2025
71 vs. Georgia St. 2025



3 KOLBEY TAYLOR

CB • 6-3 • 190 • Gr.

	GP-GS	Tackles	TFL	Sack	FF	PD	INT	TD
2025	12-12	23	1	0	0	3	1	0
CAREER	41-27	78	2	0	0	10	1	0

- Played in 11 games with six starts during first season at Vandy
- Had at least one tackle in nine of 11 games
- Made first career tackle for loss against South Carolina

TOP GAMES

Tackles
Tackles for Loss
Interceptions
Passes Defended
Forced Fumbles
Fumbles Rec.

2025
7 at Tennessee
1 at Alabama
1 vs. Kentucky
1 three times

Career
7 twice
1 twice
1 vs. Kentucky 2025
2 twice



4 MARTEL HIGHT

CB/WR • 6-0 • 188 • Jr. • hite (like height)

	GP-GS	Tackles	TFL	Sack	FF	PD	INT	TD
2025	12-10	32	0.5	0	0	5	3	0
CAREER	36-29	103	2.5	0	1	13	6	1

- 2024 second-team All-SEC return specialist (coaches)
- Honorable mention All-American punt returner (Phil Steele)
- Jet Award semifinalist for nation's top returner
- Became first Commodore since 2012 to return a punt for a touchdown vs. Alcorn State

TOP GAMES

Tackles
Tackles for Loss
Interceptions
Passes Defended
Forced Fumbles
Fumbles Rec.

2025
5 twice
0.5 vs. Charleston So.
2 vs. Kentucky
1 twice

Career
7 twice
1 twice
2 vs. Kentucky 2025
1 seven times
1 vs. S. Carolina



5 RICHIE HOSKINS

WR • 6-1 • 200 • Gr.

	GP-GS	REC	Yds	TD	Long	Rec/G	YPC	Yds/G
2025	12-2	26	305	3	53	2.2	11.7	25.4
CAREER	43-7	43	519	7	53	1.0	12.1	12.1

- 2024 CSC Academic All-District
- Burlsworth Trophy Watch List
- Wuerffel Trophy & AFCA Good Works Team Nominee
- Burlsworth Trophy Walk-On of the Week after making three catches for 44 yards and a TD in win at Kentucky

TOP GAMES

Receptions
Receiving Yards
Receiving TDs
All-Purpose Yards

2025
5 at Texas
70 vs. Utah State
1 three times
71 vs. Utah State

Career
5 at Texas 2025
70 vs. Utah State 2025
1 seven times
71 vs. Utah State 2025



5 YILANAN "ISSA" QUATTARA

DL • 6-7 • 320 • Sr. • E-lan-in (E-sah) WAH-tah-rah

	GP-GS	Tackles	TFL	Sack	FF	PD	INT	TD
2025	1-1	1	0	0	0	0	0	0
CAREER	33-17	47	6.5	2.5	0	4	0	0

- Played in all 13 games as a junior with 10 starts
- Recorded at least one tackle in every game of 2024
- Recovered a fumble, the first of career, in win over No. 1 Alabama
- Native of Germany played for the club American football Cologne Crocodiles

TOP GAMES

Tackles
Tackles for Loss
Sacks
Forced Fumbles
Fumbles Rec.
Passes Defended

2025
1 at Virginia Tech

Career
5 vs. LSU 2024
1.5 twice
1 twice



6 JORDAN MATTHEWS

CB • 6-2 • 192 • Jr.

	GP-GS	Tackles	TFL	Sack	FF	PD	INT	TD
2025	12-0	19	0	0	1	3	0	0
CAREER	29-0	23	0	0	1	5	0	0

- Played two seasons at Tennessee (2023-24)
- Saw the field in all 12 regular season games in 2024, making three tackles
- Made a pair of tackles against Kent State
- On the field for 95 special teams plays on the season

TOP GAMES

Tackles
Tackles for Loss
Interceptions
Passes Defended
Forced Fumbles
Fumbles Rec.

2025
4 twice

Career
4 twice
2 vs. Chattanooga 2024
1 vs. Georgia St. 2025





6 TRE RICHARDSON

WR • 5-10 • 175 • Jr.

	GP-GS	REC	Yds	TD	Long	Rec/G	YPC	Yds/G
2025	12-11	40	679	6	71	3.3	17.0	56.6
CAREER	23-20	92	1660	17	87	4.0	18.0	72.2

- Was a sophomore at Washburn (Kan.) during the 2024 season
- Unanimous first-team all-MIAA selection at WR
- Second in the conference and among the top 10 nationally with 146.5 all-purpose yards

TOP GAMES

Receptions
Receiving Yards
Receiving TDs
All-Purpose Yards

2025

6 three times
159 vs. Kentucky
3 vs. Kentucky
159 vs. Kentucky

Career (at Vandy)

6 three times
159 vs. Kentucky 2025
3 vs. Kentucky 2025
159 vs. Kentucky 2025



7 DREW DICKEY

QB • 6-1 • 210 • Sr.

	GP-GS	C-A-I	YDS	TD	Rush	Yds	TD
2025	2-0	1-2-0	28	0	3	13	1
CAREER	3-0	1-2-0	28	0	3	13	1

- Made collegiate debut as a sophomore in win over Alabama A&M, seeing the field for two plays
- Two-time SEC Academic Honor Roll selection
- Led high school to undefeated season and state title in 2020

TOP GAMES

Completions
Attempts
Passing Yards
Passing TDs
Rushing Yards
Rushing TDs

2025

1 vs. Georgia State
2 vs. Georgia State
28 vs. Georgia State

Career

1 vs. Georgia St. 2025
2 vs. Georgia St. 2025
28 vs. Georgia St. 2025



7 MARLEN SEWELL

S • 6-1 • 205 • Gr.

	GP-GS	Tackles	TFL	Sack	FF	PD	INT	TD
2025	12-12	48	1.5	0.5	0	2	0	0
CAREER	44-14	98	2.5	0.5	1	3	0	0

- Made a season-best eight tackles against Texas
- Has appeared in 35 straight games
- Two-time SEC Academic Honor Roll selection

TOP GAMES

Tackles
Tackles for Loss
Interceptions
Passes Defended
Forced Fumbles
Fumbles Rec.

2025

8 at Texas
1.0 at Tennessee

Career

9 at Kentucky 2023
1.0 twice



8 CJ HEARD

S • 5-11 • 210 • So.

	GP-GS	Tackles	TFL	Sack	FF	PD	INT	TD
2025	12-12	64	3.5	2	1	4	1	0
CAREER	24-21	146	4.0	2	2	5	1	0

- Made first career interception in Vandy debut vs. Charleston Southern
- Competed at Florida Atlantic as a freshman in 2024
- Named third-team All-AAC
- Led Owls with 82 total tackles

TOP GAMES

Tackles
Tackles for Loss
Interceptions
Passes Defended
Forced Fumbles
Fumbles Rec.

2025

12 vs. South Carolina
1 three times
1 vs. Charleston So.
2 vs. Kentucky
1 vs. Missouri

Career

13 vs. South Fla. 2024
1 four times
1 vs. Char. So. 2025
2 vs. Kentucky 2025
1 twice
1 three times



9 KEANU KOHT

EDGE • 6-4 • 252 • Sr. • key-AHN-ooH COOT

	GP-GS	Tackles	TFL	Sack	FF	PD	INT	TD
2025	12-0	10	3.0	2	0	1	0	0
CAREER	23-0	19	5.0	2.5	0	1	0	0

- Competed at Alabama from 2021-24
- Made five tackles and assisted on a sack in 2024
- Recorded a tackle in Alabama's loss at Vanderbilt
- Recovered a fumble against South Carolina

TOP GAMES

Tackles
Tackles for Loss
Sacks
Forced Fumbles
Fumbles Rec.
Passes Defended

2025

3 vs. Charleston So.
1 twice
1 twice

Career

3 twice
1 three times
1 twice



9 ELI STOWERS

TE • 6-4 • 235 • Gr. • STOW-ers (rhymes with hours)

	GP-GS	REC	Yds	TD	Long	Rec/G	YPC	Yds/G
2025	12-5	62	769	4	67	5.2	12.4	64.1
CAREER	45-13	146	1773	11	67	3.2	12.1	39.4

- 2024 third-team All-American (Phil Steele)
- First-team All-SEC (coaches); Vanderbilt's first offensive player to make league's first team since 2013
- Second-team All-SEC (AP)
- Mackey Award Semifinalist
- Biletnikoff Watch List

TOP GAMES

Receptions
Receiving Yards
Receiving TDs
All-Purpose Yards

2025

12 vs. Auburn
146 at Texas
2 at Texas
146 at Texas

Career

12 vs. Auburn 2025
146 at Texas 2025
2 at Texas 2025
146 at Texas 2025



10 WHIT MUSCHAMP

QB • 6-1 • 195 • So.

	GP-GS	C-A-I	YDS	TD	Rush	Yds	TD
2025	1-0	2-3-0	40	0	1	8	0
CAREER	1-0	2-3-0	40	0	1	8	0

- Unanimous three-star prospect and top-25 signee in Tennessee
- Led Baylor School (Chattanooga) to state title game, throwing for 3,187 yards and 31 touchdowns
- Lost to fellow Vanderbilt signee Jérémy St-Hilaire in the state championship game

TOP GAMES

Completions
Attempts
Passing Yards
Passing TDs
Rushing Yards
Rushing TDs

2025

2 vs. Georgia State
3 vs. Georgia State
40 vs. Georgia State

Career

2 vs. Georgia St. 2025
3 vs. Georgia St. 2025
40 vs. Georgia St. 2025



10 LANGSTON PATTERSON

LB • 6-1 • 235 • Sr.

	GP-GS	Tackles	TFL	Sack	FF	PD	INT	TD
2025	12-12	61	0.5	0	1	0	0	0
CAREER	46-23	218	13.5	1	2	2	1	0

- 2024 CSC Academic All-District
- Second on the team with 78 tackles last season
- Made 13 tackles in consecutive games against LSU and Tennessee
- Has played in 46 of 49 games during four seasons

TOP GAMES

Tackles
Tackles for Loss
Sacks
Forced Fumbles
Fumbles Rec.
Interceptions

2025

11 vs. Auburn
0.5 vs. Utah State

Career

13 twice
3 vs. Ole Miss 2023
1 vs. Ole Miss 2023



11 JACK ELLIOTT

QB • 6-0 • 205 • Fr.

	GP-GS	C-A-I	YDS	TD	Rush	Yds	TD
2025							
CAREER							

- Unanimous three-star prospect
- Rated a top-50 player in Illinois by all four services
- No. 19 QB in the signing class per Rivals
- Led Mount Carmel to the Illinois Class 7A state championship as a senior

TOP GAMES

2025

Career



11 BRYAN LONGWELL

LB • 6-1 • 240 • Jr.

	GP-GS	Tackles	TFL	Sack	FF	PD	INT	TD
2025	12-12	68	9.0	1	0	2	1	0
CAREER	37-27	193	17.0	2.5	0	6	2	0

- Played in all 37 career games, starting 27
- Led the team in tackles in 2024 (89)
- 33 straight games with at least one tackle
- Lott IMPACT Player of the Week after making eight tackles in win over No. 1 Alabama

TOP GAMES

Tackles
Tackles for Loss
Sacks
Forced Fumbles
Fumbles Rec.
Interceptions

2025

13 twice
1.5 twice
1 at Tennessee

Career

13 twice
2.5 at Hawai'i 2024
1 twice



13 CHASE GILLESPIE

RB • 5-10 • 200 • Sr.

	GP-GS	Rush	Yds	TD	Long	Att/G	Yds/G
2025	2-0	1	2	0	2	0.5	1.0
CAREER	29-0	65	233	0	37	2.2	8.0

- Played in 11 games in 2024
- Had only reception of the season in bowl-clinching win at Auburn
- Played in all but two games over the last two seasons after seeing the field in four contests as a freshman

TOP GAMES

Attempts
Rushing Yards
Rush TDs
Reception Yards
All-Purpose Yards
Total TD

2025

1 at Virginia Tech
2 at Virginia Tech

Career

11 at Hawai'i 2022
63 at Hawai'i 2022



14 JAILEN RUTH

STAR • 6-3 • 225 • Jr. • JAY-lin

	GP-GS	Tackles	TFL	Sack	FF	PD	INT	TD
2025	12-0	2	0	0	0	0	0	0
CAREER	29-0	8	0	0	0	0	0	0

- Played in all 13 games in 2024, making six tackles
- Had first-career multi-tackle game in win over Alcorn State
- Three-star prospect out of high school, helped team to three straight state championship games
- Also played basketball and ran track

TOP GAMES

Tackles
Tackles for Loss
Sacks
Forced Fumbles
Fumbles Rec.
Passes Defended

2025

1 twice

Career

2 vs. Alcorn St. 2024





14 JÉRÉMY ST-HILAIRE

QB • 6-4 • 220 • So. • saint hill-AIR

	GP-GS	C-A-I	YDS	TD	Rush	Yds	TD
2025							
CAREER							

- Unanimous top-50 quarterback in signing class
- Threw for 2,678 yards and 25 touchdowns as a senior
- Named MVP of the BlueCross Bowl after leading team to a win in the state championship game over fellow Vanderbilt signee Whit Muschamp
- Born in Montreal and enjoys snowboarding

TOP GAMES

2025

Career



15 JOSEPH McVAY

WR • 6-1 • 205 • So.

	GP-GS	REC	Yds	TD	Long	Rec/G	YPC	Yds/G
2025	11-0	1	5	0	5	0.1	5	0.4
CAREER	15-0	2	70	1	65	0.1	65	4.6

- Played in four regular season games and the Birmingham Bowl in 2024
- Caught a 65-yard pass in collegiate debut at Missouri for his first career touchdown and reception
- Four-star prospect per 247Sports
- Unanimously ranked one of the top-100 receivers

TOP GAMES

Receptions
Receiving Yards
Receiving TDs
All-Purpose Yards

2025

1 vs. Georgia State
5 vs. Georgia State
5 vs. Georgia State

Career

1 twice
65 at Mizzou 2024
1 at Mizzou 2024
65 at Mizzou 2024



15 ZAYLIN WOOD

DL • 6-0 • 280 • Gr.

	GP-GS	Tackles	TFL	Sack	FF	PD	INT	TD
2025	12-4	25	4.5	4	0	2	1	0
CAREER	64-38	127	24.5	15	1	8	3	1

- Started the first three games before injury caused him to miss the duration of the 2024 season
- Made seven tackles and a sack in season-opening win against Virginia Tech
- Competed at Middle Tennessee from 2019-23
- Team captain in 2023 at MTSU

TOP GAMES

Tackles
Tackles for Loss
Sacks
Forced Fumbles
Fumbles Rec.
Interceptions

2025

6 vs. Alabama
1 four times
1 four times
1 at South Carolina

Career

7 twice
2 three times
2 three times
1 vs. Jax State 2023
1 four times
1 three times



16 COLE SPENCE

TE • 6-7 • 255 • Gr.

	GP-GS	REC	Yds	TD	Long	Rec/G	YPC	Yds/G
2025	12-10	13	202	2	33	1.1	15.5	16.8
CAREER	29-21	23	303	4	33	0.79	13.2	10.4

- CSC Academic All-District in 2024
- Caught first career TD pass from fellow tight end Eli Stowers in win over Alcorn State
- Had three catches for 17 yards and a TD in Birmingham Bowl win
- Missed the 2023 season after injury in fall camp

TOP GAMES

Receptions
Receiving Yards
Receiving TDs
All-Purpose Yards

2025

5 vs. LSU
56 vs. LSU
1 twice
56 vs. LSU

Career

5 vs. LSU 2025
56 vs. LSU 2025
1 four times
56 vs. LSU 2025



17 MARK DAVIS

CB • 6-2 • 202 • Gr.

	GP-GS	Tackles	TFL	Sack	FF	PD	INT	TD
2025	11-1	21	2	0	0	3	0	0
CAREER	42-15	69	3.5	0	0	15	3	0

- Missed the 2024 season due to injury
- Played two seasons at Southern Illinois and three at Buffalo
- Honorable mention All-Missouri Valley in 2023 with a team-best three interceptions
- Recorded 45 tackles over two years with the Salukis

TOP GAMES

Tackles
Tackles for Loss
Interceptions
Passes Defended
Forced Fumbles
Fumbles Rec.

2025

4 three times
1 twice
1 three times

Career

6 vs SEMO 2023
1 three times
1 three times
3 at NIU 2023
1 at Murray State 2023



17 CHANCE FITZGERALD

WR • 6-2 • 205 • Jr.

	GP-GS	REC	Yds	TD	Long	Rec/G	YPC	Yds/G
2025								
CAREER	12-0	0	0	0	0	--	--	--

- Rated a three-star transfer prospect by 247Sports
- Spent first two seasons at Virginia Tech
- Played in 11 games in 2024, primarily on special teams

TOP GAMES

Receptions
Receiving Yards
Receiving TDs
All-Purpose Yards

2025

Career



18 BOSKI BARRETT

WR • 5-11 • 182 • So. • Bo-ski

	GP-GS	REC	Yds	TD	Long	Rec/G	YPC	Yds/G
2025	4-0	0	0	0	0	--	--	--
CAREER	5-0	0	0	0	0	--	--	--

- Made collegiate debut in Birmingham Bowl win
- Unanimous three-star prospect
- Rated among the top-100 receivers in the class by ESPN, 247 and On3
- Finalist for Tennessee Mr. Football (Division II, Class AA)

TOP GAMES

Receptions
Receiving Yards
Receiving TDs
All-Purpose Yards

2025

Career



18 JALEN GILBERT

S • 6-0 • 208 • Jr.

	GP-GS	Tackles	TFL	Sack	FF	PD	INT	TD
2025	12-0	3	0	0	0	2	0	0
CAREER	27-0	4	0	0	0	2	0	0

- Played in all 13 games as a sophomore
- Made first-career tackle in win over Alcorn State
- Saw the field in just two games as a true freshman in 2023
- SEC First-Year Academic Honor Roll
- Was one of the top 100 players in Texas per On3

TOP GAMES

Tackles
Tackles for Loss
Interceptions
Passes Defended
Forced Fumbles
Fumbles Rec.

2025

2 vs. Georgia State
2 vs. Kentucky

Career

2 vs. Georgia St. 2025
2 vs. Kentucky 2025



19 BLAZE BERLOWITZ

QB • 6-3 • 200 • Jr. • BER-low-itz

	GP-GS	C-A-I	YDS	TD	Rush	Yds	TD
2025	6-0	9-17-0	131	1	11	81	1
CAREER	7-0	19-35-1	265	2	14	117	1

- Enrolled at Vandy in January 2024 after spending freshman year at New Mexico State
- Played in one game for the Aggies, coming in relief during the 2023 CUSA Championship game against Liberty
- Went 10-for-19 for 134 yards and a touchdown

TOP GAMES

Completions
Attempts
Passing Yards
Passing TDs
Rushing Yards
Rushing TDs

2025

4 vs. Kentucky
5 twice
55 vs. Kentucky
1 at Virginia Tech
63 vs. Georgia State
1 vs. Georgia State

Career

10 at Liberty 2023
19 at Liberty 2023
134 at Liberty 2023
1 twice
63 vs. Georgia St. 2025
1 vs. Georgia St. 2025



20 PRINCE KOLLIE

LB • 6-1 • 240 • Gr.

	GP-GS	Tackles	TFL	Sack	FF	PD	INT	TD
2024	12-0	15	1	0	0	0	0	0
CAREER	47-0	65	4.5	2.5	0	1	0	0

- Played in all 13 games in 2024, making 19 tackles with a sack
- Made a Vanderbilt-high five tackles against Alcorn State
- Had at least one tackle in four of the last five games of the season

TOP GAMES

Tackles
Tackles for Loss
Sacks
Forced Fumbles
Fumbles Rec.
Passes Defended

2025

4 vs. Kentucky
1 vs. Kentucky

Career

7 vs. Navy 2022
1 three times
1 twice
1 vs. Tennessee 2024



21 DAVIN CHANDLER

S • 6-0 • 185 • Fr. • DAY-vin

	GP-GS	Tackles	TFL	Sack	FF	PD	INT	TD
2025	1-0	0	0	0	0	0	0	0
CAREER	1-0	0	0	0	0	0	0	0

- Consensus three-star prospect by 247Sports, On3, Rivals and ESPN
- Rated among the top-20 players in Maryland by On3 and 247Sports
- Ranked a top-50 safety in the signing class by 247Sports and On3

TOP GAMES

Tackles
Tackles for Loss
Interceptions
Passes Defended
Forced Fumbles
Fumbles Rec.

2025

Career



22 BRYCE COWAN

LB • 6-4 • 242 • Sr.

	GP-GS	Tackles	TFL	Sack	FF	PD	INT	TD
2025	12-0	27	3	2	4	0	0	0
CAREER	37-1	58	6	2	4	3	1	1

- Played in all 23 games over the previous two seasons
- Made first career start against Ball State, making four tackles
- Had a career-best four tackles while adding a break-up at LSU

TOP GAMES

Tackles
Tackles for Loss
Sacks
Forced Fumbles
Fumbles Rec.
Interceptions

2025

5 vs. Charleston So.
1 three times
1 twice
1 four times

Career

6 at Tennessee 2023
1 four times
1 twice
1 four times
1 vs. Auburn 2023





22 MAKHILYN YOUNG

RB • 5-10 • 210 • Jr. • mah-KY-lin or M.K.

	GP-GS	Rush	Yds	TD	Long	Att/G	Yds/G
2025	12-0	45	410	6	80	3.7	34.1
CAREER	26-0	77	611	9	80	2.9	23.5

- Spent two seasons at New Mexico State (2022-23)
- Played in 11 games for the Aggies his last season
- Ran 28 times for 191 yards and two touchdowns

TOP GAMES

Rush Attempts
 Rushing Yards
 Rushing TDs
 Receiving Yards
 All-Purpose Yards
 Total TD

2025

8 at Virginia Tech
 95 at Virginia Tech
 1 six times
 39 at Tennessee
 107 at Virginia Tech
 1 six times

Career

8 at VT 2025
 95 at VT 2025
 1 nine times
 39 at Tennessee 2025
 107 at VT 2025
 1 nine times



23 CARSON LAWRENCE

S • 6-2 • 204 • Fr.

	GP-GS	Tackles	TFL	Sack	FF	PD	INT	TD
2025	12-0	9	0	0	0	1	0	0
CAREER	12-0	9	0	0	0	1	0	0

- Rated a four-star prospect by 247Sports, On3 and Rivals
- Invited to the U.S. Army Bowl
- Rated as a four-star recruit in the 247Sports Composite and On3 Industry Ranking
- Top-20 safety in class by 247Sports & Rivals

TOP GAMES

Tackles
 Tackles for Loss
 Interceptions
 Passes Defended
 Forced Fumbles
 Fumbles Rec.

2025

3 vs. Charleston So.

 1 at South Carolina

Career

3 vs. Char. So. 2025

 1 at S. Carolina 2025



23 AJ NEWBERRY

RB • 6-1 • 200 • Jr.

	GP-GS	Rush	Yds	TD	Long	Att/G	Yds/G
2025	11-0	18	57	3	16	1.8	5.7
CAREER	25-1	79	338	6	29	3.2	14.0

- Had at least one carry in all 11 games played in 2024, making first career start at Missouri
- Ran for a touchdown in three-straight games against Alcorn State, Georgia State and Missouri

TOP GAMES

Rush Attempts
 Rushing Yards
 Rushing TDs
 Receiving Yards
 All-Purpose Yards
 Total TDs

2025

4 vs. Georgia State
 26 vs. Utah State
 2 vs. Georgia State
 12 vs. Kentucky
 26 vs. Utah State
 2 vs. Georgia State

Career

12 at S. Carolina 2023
 54 vs. Alcorn St. 2024
 2 vs. Georgia St. 2025
 53 at Georgia St. 2024
 67 at Georgia St. 2024
 2 vs. Georgia St. 2025



24 NICK RINALDI

LB • 6-3 • 240 • Sr. • ruh-NAL-dee

	GP-GS	Tackles	TFL	Sack	FF	PD	INT	TD
2025	12-0	42	7	3.5	0	1	0	0
CAREER	41-2	118	14	9.5	0	2	1	0

- Played in 26-straight games and made first career start in win at Kentucky during 2024 season
- Made a pair of sacks with career-best 10 tackles in Birmingham Bowl
- Four-straight games with a sack in the middle of 2024 (Alabama, Kentucky, Ball State and Texas)

TOP GAMES

Tackles
 Tackles for Loss
 Sacks
 Forced Fumbles
 Fumbles Rec.
 Interceptions

2025

8 at Texas
 2.5 twice
 1 three times

Career

10 vs. GT 2024
 2.5 twice
 2 vs. GT 2024

 1 twice
 1 vs. UNLV 2023



26 CAYDEN DANIELS

CB • 6-1 • 189 • Fr.

	GP-GS	Tackles	TFL	Sack	FF	PD	INT	TD
2025	4-0	6	0	0	0	1	0	0
CAREER	4-0	6	0	0	0	1	0	0

- Unanimous three-star prospect by 247Sports, On3, Rivals and ESPN
- Rated the No. 46 cornerback in the signing class and No. 59 player in Georgia by Rivals
- Recorded 40 tackles and two interceptions for Crisp County as a senior

TOP GAMES

Tackles
 Tackles for Loss
 Interceptions
 Passes Defended
 Forced Fumbles
 Fumbles Rec.

2025

3 vs. Georgia State

 1 vs. Kentucky

Career

3 vs. Georgia St. 2025

 1 vs. Kentucky 2025



27 JAYLIN LACKEY

CB • 6-0 • 200 • So.

	GP-GS	Tackles	TFL	Sack	FF	PD	INT	TD
2025	12-0	10	0	0	0	0	0	0
CAREER	25-5	24	0	0	0	2	0	0

- Played in all 13 games with five starts as a true freshman
- Made three tackles each in consecutive games against Texas and Auburn
- Made first collegiate start against Texas and started the final five games of the regular season

TOP GAMES

Tackles
 Tackles for Loss
 Interceptions
 Pass Defended
 Forced Fumbles
 Fumbles Rec.

2025

3 at Texas

 1 twice

Career

3 four times

 1 twice



28 SEDRICK ALEXANDER

RB • 5-9 • 207 • Jr.

	GP-GS	Rush	Yds	TD	Long	Att/G	Yds/G
2025	12-12	102	560	11	65	8.5	46.6
CAREER	37-31	362	1517	21	65	9.7	41.0

- Started all 13 games in 2024 and was second on the team to Diego Pavia in both rushing yards and rushing touchdowns
- Ran for a pair of scores in win over No. 1 Alabama, earning honorable mention accolades from Earl Campbell Tyler Rose Award

TOP GAMES

Rush Attempts
 Rushing Yards
 Rushing TDs
 Receiving Yards
 All-Purpose Yards
 Total TDs

2025

13 twice
 115 at Tennessee
 3 at Tennessee
 59 vs. Kentucky
 115 at Tennessee
 3 at Tennessee

Career

21 vs. Alabama 2024
 115 at Tennessee 2025
 3 at Tennessee 2025
 65 at Mizzou 2023
 115 at Tennessee 2025
 3 at Tennessee 2025



28 THOMAS JONES

S • 5-11 • 190 • So.

	GP-GS	Tackles	TFL	Sack	FF	PD	INT	TD
2025								
CAREER								

- Chosen to 2023 TACA Tennessee East vs. West All-Star Classic
- Named Region 5-6A Co-MVP as a senior
- Led high school team in touchdowns as a senior, interceptions as a junior and solo tackles as a sophomore

TOP GAMES

Tackles
 Tackles for Loss
 Interceptions
 Passes Defended
 Forced Fumbles
 Fumbles Rec.

2025

Career



29 MILES CAPERS

EDGE • 6-4 • 249 • Gr.

	GP-GS	Tackles	TFL	Sack	FF	PD	INT	TD
2025	12-12	38	9.5	4.5	1	2	0	0
CAREER	40-26	116	21	8.5	4	6	1	0

- Started all but one game in 2024 with 46 tackles, eight TFLs and three sacks
- Tied for the team lead in tackles for loss
- SEC Defensive Lineman of the Week on Oct. 7 after recording a sack and forced fumble in win over No. 1 Alabama

TOP GAMES

Tackles
 Tackles for Loss
 Sacks
 Forced Fumble
 Fumble Rec.
 Passes Defended

2025

8 vs. Missouri
 2.5 three times
 1.5 vs. Georgia State
 1 vs. Charleston So.
 1 at South Carolina
 1 twice

Career

8 vs. Missouri 2025
 2.5 three times
 1.5 vs. Georgia St. 2025
 1 four times
 1 at S. Carolina 2025
 1 five times



30 TRUDELL BERRY

CB • 6-1 • 196 • Sr.

	GP-GS	Tackles	TFL	Sack	FF	PD	INT	TD
2025								
CAREER	24-7	29	2	0	1	6	0	0

- Played in 11 games in 2024
- Had a tackle for loss and forced fumble in win at Kentucky
- Made a pair of tackles in Birmingham Bowl win
- Made a career-best nine tackles at UNLV in 2023

TOP GAMES

Tackles
 Tackles for Loss
 Interceptions
 Passes Defended
 Forced Fumble
 Fumbles Rec.

2025

Career

9 vs. UNLV 2023

 1 at Kentucky 2024



31 TATE HAMBY

STAR • 6-2 • 208 • So.

	GP-GS	Tackles	TFL	Sack	FF	PD	INT	TD
2025	12-0	0	0	0	0	0	0	0
CAREER	12-0	0	0	0	0	0	0	0

- Top-25 recruit out of Louisiana by On3, 247 and ESPN
- Played safety and wide receiver in high school
- Earned MaxPreps Player of the Game 12 times during prep career
- Won state championships in football, basketball and track (long jump)

TOP GAMES

Tackles
 Tackles for Loss
 Interceptions
 Passes Defended
 Forced Fumbles
 Fumbles Rec.

2025

Career



32 MASON CARTER

EDGE • 6-5 • 243 • So.

	GP-GS	Tackles	TFL	Sack	FF	PD	INT	TD
2025	12-0	3	0	0	0	0	0	0
CAREER	13-0	4	0	0	0	0	0	0

- Enrolled at Vandy in January 2024
- Three-star recruit made 123 tackles and 10 sacks during prep career
- Helped high school to regional semifinals as a junior
- Also played basketball and ran track

TOP GAMES

Tackles
 Tackles for Loss
 Sacks
 Forced Fumbles
 Fumbles Rec.
 Passes Defended

2025

2 vs. Utah State

Career

2 vs. Utah State 2025





33 GABE FIELDS

RB • 6-0 • 217 • Fr.

	GP-GS	Rush	Yds	TD	Long	Att/G	Yds/G
2025	2-0	5	8	0	3	2.5	4.0
CAREER	2-0	5	8	0	3	2.5	4.0

- Unanimous three-star prospect
- Rated a top-25 prospect in Missouri
- Ranked as the No. 88 running back in the class by ESPN
- Recorded 1,295 yards on 171 carries with 16 touchdowns during senior season

TOP GAMES

Rush Attempts
Rushing Yards
Rushing TDs
Receiving Yards
All-Purpose Yards
Total TDs

2025

4 vs. Georgia State
6 vs. Georgia State

6 vs. Georgia State

Career

4 vs. Georgia St. 2025
6 vs. Georgia St. 2025



33 VANZALE HINTON

STAR • 6-0 • 196 • Fr. • VAN-zell or Van

	GP-GS	Tackles	TFL	Sack	FF	PD	INT	TD
2025	6-0	3	0	0	1	1	0	0
CAREER	6-0	3	0	0	1	1	0	0

- Consensus three-star prospect by 247Sports, On3, Rivals and ESPN
- Rated a top-10 player in Kentucky by 247Sports, On3 and ESPN
- Slotted a top-60 cornerback nationally by On3 and 247Sports

TOP GAMES

Tackles
Tackles for Loss
Interceptions
Passes Defended
Forced Fumbles
Fumbles Rec.

2025

2 vs. Utah State

1 at South Carolina
1 vs. Utah State

Career

2 vs. Utah State 2025

1 at S. Carolina 2025
1 vs. Utah State 2025



34 AUSTIN HOWARD

LB • 6-2 • 245 • Fr.

	GP-GS	Tackles	TFL	Sack	FF	PD	INT	TD
2025	12-0	7	1	0	0	0	0	0
CAREER	12-0	7	1	0	0	0	0	0

- Rated a four-star prospect by On3
- Ranked the No. 9 player in Tennessee by On3 and among the top 25 signees in the state by the remaining three services
- Rated the No. 264 player nationally On3, as well as the No. 28 linebacker in the class

TOP GAMES

Tackles
Tackles for Loss
Sacks
Forced Fumbles
Fumbles Rec.
Passes Defended

2025

2 twice
1 vs. Georgia State

Career

2 twice
1 vs. Georgia St. 2025



35 RYDER BROWNSTEIN

WR • 6-2 • 183 • Fr.

	GP-GS	REC	Yds	TD	Long	Rec/G	YPC	Yds/G
2025								
CAREER								

- A three-year letter winner at Brentwood School
- Caught 53 passes for 1,129 yards and 10 touchdowns as a senior
- Recorded six games with 100-plus receiving yards, including two with more than 200 yards

TOP GAMES

Receptions
Receiving Yards
Receiving TDs
All-Purpose Yards

2025

Career



35 PAYNE DANIEL

S • 5-11 • 185 • Jr.

	GP-GS	Tackles	TFL	Sack	FF	PD	INT	TD
2025	2-0	1	0	0	0	0	0	0
CAREER	3-0	1	0	0	0	0	0	0

- Made collegiate debut at Tennessee in 2023
- Played football and lacrosse at Montgomery Bell Academy, same high school which produced head coach Clark Lea
- Two-time state runner-up in football
- Two-time state champion in lacrosse

TOP GAMES

Tackles
Tackles for Loss
Interceptions
Passes Defended
Forced Fumbles
Fumbles Rec.

2025

1 vs. Georgia State

Career

1 vs. Georgia St. 2025



36 JOSIAH BROXTON

LB • 5-10 • 225 • Fr.

	GP-GS	Tackles	TFL	Sack	FF	PD	INT	TD
2025	4-0	0	0	0	0	0	0	0
CAREER	4-0	0	0	0	0	0	0	0

- Unanimous three-star prospect by 247Sports, On3, Rivals and ESPN
- Rated the No. 76 player in Florida by 247Sports
- Ranked the No. 34 linebacker in the class per ESPN

TOP GAMES

Tackles
Tackles for Loss
Sacks
Forced Fumbles
Fumbles Rec.
Passes Defended

2025

Career



37 JACK WANZUNG

CB • 6-0 • 184 • Fr. • WAHN-zung

	GP-GS	Tackles	TFL	Sack	FF	PD	INT	TD
2025								
CAREER								

- Attended St. Ignatius College Prep
- Ran for 628 yards and nine touchdowns, and also threw for 548 yards and three scores his senior season
- Also had a scholarship offer from Air Force

TOP GAMES

Tackles
Tackles for Loss
Interceptions
Passes Defended
Forced Fumbles
Fumbles Rec.

2025

Career



38 NICK HABERER

P • 6-5 • 227 • Gr. • HAHB-er-er

	GP	ATT	Yds	Long	Avg	TB	FC	I20	50+
2025	12	23	1075	57	46.7	2	10	11	8
CAREER	52	194	8404	62	43.3	9	104	67	25

- FWAA Freshman All-American (2021)
- Competed at Washington State from 2001-24
- Two-time Ray Guy Watch List selection (2023-24)
- Appeared in only four games in 2024 due to injury

TOP GAMES

Punts
Average
Average (min. 4)
Long Punt
Inside 20

2025

5 vs. Missouri
55.5 vs. Utah State
44.4 vs. Missouri
57 at Texas
2 three times

Career

8 at UCLA 2023
55.5 vs. Utah State 2025
50.0 at Utah 2021
62 twice
4 vs. UCLA 2023



38 WILS JACKSON

WR • 6-5 • 205 • Fr.

	GP-GS	Tackles	TFL	Sack	FF	PD	INT	TD
2025								
CAREER								

- Earned two letters at Franklin HS
- As a senior, finished with 18 catches for 311 yards and two scores
- Recorded 22 receptions for 200 yards and a score the previous season

TOP GAMES

Receptions
Receiving Yards
Receiving TDs
All-Purpose Yards

2025

Career



39 BRAIL LIPFORD

S • 5-9 • 180 • Gr.

	GP-GS	Tackles	TFL	Sack	FF	PD	INT	TD
2025	2-0	0	0	0	0	0	0	0
CAREER	25-0	51	2.5	0	2	15	2	0

- Played four seasons at Rocky Mountain College, an NAIA school in Billings, Montana
- Second-team all-conference selection and two-time academic all-conference
- Played in 10 games as a senior, making 31 tackles

TOP GAMES

Tackles
Tackles for Loss
Interceptions
Passes Defended
Forced Fumbles
Fumbles Rec.

2025

Career



40 JAMISON CURTIS

LB • 6-1 • 229 • So.

	GP-GS	Tackles	TFL	Sack	FF	PD	INT	TD
2025	7-0	8	0	0	0	0	0	0
CAREER	7-0	8	0	0	0	0	0	0

- Unanimous three-star prospect
- Made 71 tackles, 17 for loss, as a senior
- Made 107 tackles as a junior, helping Saraland to Class 6A state title
- Also played baseball in high school

TOP GAMES

Tackles
Tackles for Loss
Sacks
Forced Fumbles
Fumbles Rec.
Passes Defended

2025

4 vs. Charleston So.

Career

4 vs. Char. So. 2025



40 MASON ROHMILLER

K • 6-1 • 175 • Sr. • ROW-mill-er

	GP	KO	Yds	TB	PAT	FG	Long
2025	2-0	0	0	0	2-2	0	0
CAREER	2-0	0	0	0	2-2	0	0

- Joined Vanderbilt in 2023 after spending freshman year at San Diego
- Was born at the Vanderbilt University Medical Center
- Parents, Kimberly and Michael, completed residencies at VUMC in radiology and orthopedic surgery, respectively

TOP GAMES

Field Goals
Long FG
PATs
Total Points

2025

1 twice

Career

1 twice





41 JAMEZELL LASSITER

RB • 5-8 • 192 • So. • JAMES-el

	GP-GS	Rush	Yds	TD	Long	Att/G	Yds/G
2025	10-0	9	143	2	48	0.9	14.2
CAREER	10-0	9	143	2	48	0.9	14.2

- Scored TDs on each of his first two collegiate carries
- Spent final high school season at Deerfield Academy in Massachusetts
- First-team All-Rhode Island in 2021 and 2022, eclipsing 2,000 rushing yards and 25 touchdowns over two seasons

TOP GAMES

Rush Attempts
 Rushing Yards
 Rushing TDs
 Receiving Yards
 All-Purpose Yards
 Total TDs

2025

4 vs. Georgia State
 52 vs. Utah State
 1 twice
 26 at Virginia Tech
 55 at South Carolina
 1 twice

Career

4 vs. Georgia State 2025
 52 vs. Utah State 2025
 1 twice
 26 at VT 2025
 55 at S. Carolina 2025
 1 twice



41 STONE OWENS

LS • 6-0 • 210 • Fr.

	GP	Snaps	Tackles
2025			
CAREER			

- Prepped at Plant High
- Was a two-time all-district selection
- Credited with eight tackles, including three for loss, his junior season

TOP GAMES

2025

Career



42 JAKE BALIS

RB • 5-9 • 200 • So. • BAY-liss

	GP-GS	Rush	Yds	TD	Long	Att/G	Yds/G
2025							
CAREER							

- Two-time first-team all-conference at Penn High
- Named a National High School Strength Coaches Association National Athlete of the Year
- Father, Matt Balis, was the head football strength coach at Notre Dame while Clark Lea was defensive coordinator

TOP GAMES

Rush Attempts
 Rushing Yards
 Rushing TDs
 Receiving Yards
 All-Purpose Yards
 Total TDs

2025

Career



43 DOMINIC REZAC

RB • 6-1 • 190 • Sr. • REE-zack

	GP-GS	Rush	Yds	TD	Long	Att/G	Yds/G
2025	7-0	1	4	0	4	0.2	0.6
CAREER	8-0	1	4	0	4	0.1	0.5

- Made first collegiate catch against Georgia State
- Returned to RB after spending 2023 as a DB
- SEC Academic Honor Roll in 2023
- Led high school in rushing as a senior with 1,411 yards and 17 touchdowns
- Brothers, Teddy and Anthony, play football at ND

TOP GAMES

Rush Attempts
 Rushing Yards
 Rushing TDs
 Receiving Yards
 All-Purpose Yards
 Total TDs

2025

1 vs. Kentucky
 4 vs. Kentucky

Career

1 vs. Kentucky 2025
 4 vs. Kentucky 2025



44 GABE FISHER

FB/TE • 6-1 • 250 • Jr.

	GP-GS	REC	Yds	TD	Long	Rec/G	YPC	Yds/G
2025	12-6	2	6	0	5	0.2	3.0	0.5
CAREER	24-9	3	8	1	5	0.1	2.7	0.3

- Played in all 13 games with three starts
- Scored first receiving TD in overtime at Missouri
- Enrolled at Vanderbilt on an ROTC scholarship with the Tennessee National Guard
- Brother, Max, joined team in 2024
- Three-time state champion in wrestling

TOP GAMES

Receptions
 Receiving Yards
 Receiving TDs

2025

1 twice
 5 at Texas

Career

1 three times
 5 at Texas 2025
 1 at Mizzou 2024



45 EMMANUEL ADEBI

TE • 6-5 • 270 • Gr. • ah-DAY-bee

	GP-GS	REC	Yds	TD	Long	Rec/G	YPC	Yds/G
2025	12-4	1	7	0	7	0.1	7.0	0.7
CAREER	39-7	8	83	0	22	0.2	10.9	2.1

- Blocked his first FG as a Commodore against Georgia State, his eighth blocked kick in his career
- Competed at Cornell (ever heard of it?) from 2020-23
- Blocked a school-record seven kicks for the Big Red
- Blocks include three extra points, two against Harvard

TOP GAMES

Receptions
 Receiving Yards
 Receiving TDs

2025

1 vs. Kentucky
 7 vs. Kentucky

Career

3 vs. Princeton 2023
 36 vs. Princeton 2023



45 TY BARTHOLOMEW

LB • 6-1 • 228 • Jr.

	GP-GS	Tackles	TFL	Sack	FF	PD	INT	TD
2025								
CAREER	1-0	0	0	0	0	0	0	0

- Made collegiate debut against Alcorn State
- Walk-on did not play as a freshman in 2023
- Attended Montgomery Bell Academy, same high school as head coach Clark Lea (along with teammates Payne Daniel, Max Fisher and Gabe Fisher)

TOP GAMES

Tackles
 Tackles for Loss
 Sacks
 Forced Fumbles
 Fumbles Rec.
 Passes Defended

2025

Career



46 MUSTAFA DANNETT

CB • 6-0 • 175 • Sr. • dah-NET

	GP-GS	Tackles	TFL	Sack	FF	PD	INT	TD
2025	1-0	0	0	0	0	0	0	0
CAREER	1-0	0	0	0	0	0	0	0

- SEC Academic Honor Roll in 2023
- Played football and wrestled at New London High School
- Earned a full academic scholarship to Vanderbilt

TOP GAMES

Tackles
 Tackles for Loss
 Interceptions
 Passes Defended
 Forced Fumbles
 Fumbles Rec.

2025

Career



46 DURHAM HARRIS

LS • 5-9 • 193 • Gr.

	GP	Snaps	Tackles
2025	12	103	0
CAREER	51	434	2

- Spent three seasons at Texas State (2020-22) and one year at Washington State (2024)
- Was the Cougars' lone long snapper in 2024, executing 113 snaps
- Made 212 snaps for Texas State over three seasons

TOP GAMES

Tackles

2025

Career

1 twice



47 JUSTIN DEWERS

K • 6-2 • 190 • Fr.

	GP	KO	Yds	TB	PAT	FG	Long
2025	4	16	1037	12	1-1	0	0
CAREER	4	16	1037	12	1-1	0	0

- Came to Vanderbilt from Prestonwood Christian Academy
- As a senior, made 8-of-10 field-goal attempts and was 70-of-71 on extra-point tries
- Averaged 56.1 yards on 92 kickoffs with 55 touchbacks

TOP GAMES

Field Goals
 Long FG
 PATs
 Total Points

2025

1 vs. Utah State

Career

1 vs. Utah State



49 SIMEON BOULWARE

EDGE • 6-5 • 358 • So. • BOWL-ware

	GP-GS	Tackles	TFL	Sack	FF	PD	INT	TD
2025								
CAREER								

- Enrolled at Vandy in January 2024
- Three-star prospect was a top-50 edge per 247Sports
- First-team all-region as a senior with 61 tackles, 10 for loss and eight sacks
- Named defensive player of the month for October 2023 by the Touchdown Club of Gwinnett

TOP GAMES

Tackles
 Tackles for Loss
 Sacks
 Forced Fumbles
 Fumbles Rec.
 Passes Defended

2025

Career





49 ELIJAH ROONEY

TE • 6-5 • 230 • So.

	GP-GS	REC	Yds	TD	Long	Rec/G	YPC	Yds/G
2025	1-0	0	0	0	0	0	0	0
CAREER	1-0	0	0	0	0	0	0	0

- Made collegiate debut against Georgia State
- Played his senior year at the prep level at New Smyrna Beach High
- Recorded 1,019 yards and eight touchdowns passing, rushing for 752 yards and nine scores as well

TOP GAMES

Receptions
Receiving Yards
Receiving TDs

2025

Career



50 CHASE MITCHELL

OL • 6-4 • 340 • Gr.

	GP-GS	Snaps	PFF>PBLK	RBLK	Pen (Dec/Off)
2025	12-12	707	65.3	51.9	2 (0)
CAREER	54-39	2,360			14 (2)

- Started all 13 games at strong tackle in 2024
- Did not concede a sack on 797 snaps (PFF)
- Named to PFF SEC Team of the Week for performance against Ball State
- Competed first four seasons at Liberty (2020-23)

TOP GAMES

PFF Pass Block
PFF Run Block

2025

Career



51 CLINTON AZUBUIKE

OL • 6-8 • 305 • So. • az-UH-boo-kay

	GP-GS	Snaps	PFF>PBLK	RBLK	Pen (Dec/Off)
2025	2-0	38	82.1	72.0	1 (0)
CAREER	8-0	206			2 (0)

- Played in six games at Northern Arizona in 2024, helping the program finish 8-5 after earning a bid to the FCS playoffs
- Helped the Lumberjacks rush for more than 200 yards in four contests

TOP GAMES

PFF Pass Block
PFF Run Block

2025

Career



52 KEVO WESLEY

OL • 6-4 • 317 • Gr. • KEY-vo

	GP-GS	Snaps	PFF>PBLK	RBLK	Pen (Dec/Off)
2025					
CAREER	28-6	550			0 (0)

- Played in 12 games with five starts at QG in 2024
- Allowed one sack in 371 snaps (PFF)
- No penalties in 550 career snaps (PFF)
- Career-best PFF run block grade in win over VT
- Had a career-best PFF pass block grade in Birmingham Bowl win

TOP GAMES

PFF Pass Block
PFF Run Block

2025

Career



53 GLENN SEABROOKS III

DL • 6-3 • 349 • So.

	GP-GS	Tackles	TFL	Sack	FF	PD	INT	TD
2025	12-11	16	0.5	0	0	1	0	0
CAREER	25-11	44	1.5	0	1	2	1	0

- Played in all 13 games as a true freshman
- Grabbed an interception in his first collegiate game, collecting a tipped pass and returning it 15 yards to set up first touchdown drive in win over Virginia Tech
- Named to PFF SEC Team of the Week for six-tackle game at Georgia State

TOP GAMES

Tackles
Tackles for Loss
Sacks
Forced Fumbles
Fumbles Rec.
Passes Defended

2025

Career



53 JORDAN WHITE

OL • 6-2 • 309 • Gr.

	GP-GS	Snaps	PFF>PBLK	RBLK	Pen (Dec/Off)
2025	12-12	736	70.0	80.0	7 (0)
CAREER	45-38	2,790			22 (2)

- Four-time SEC Offensive Lineman of the Week
- Previously played at Liberty (2023-24) and West Virginia (2020-22)
- Selected to Outland and Rimington Trophy Watch Lists in 2024

TOP GAMES

PFF Pass Block
PFF Run Block

2025

Career



54 MASON NELSON

DL • 6-1 • 330 • Gr.

	GP-GS	Tackles	TFL	Sack	FF	PD	INT	TD
2025	10-0	6	1	1	0	0	0	0
CAREER	47-23	77	14.5	6	1	1	0	0

- Was at Western Michigan from 2020-24
- Credited with 30 tackles, a forced fumble and a pass defended in helping the Broncos to the IS4S Salute to Veterans Bowl as a redshirt junior
- 7.5 stops for loss with a pair of sacks

TOP GAMES

Tackles
Tackle for Loss
Sacks
Forced Fumbles
Fumbles Rec.
Passes Defended

2025

Career



55 AARON BRYANT

DL • 6-2 • 320 • Sr.

	GP-GS	Tackles	TFL	Sack	FF	PD	INT	TD
2025	11-1	3	1	0	0	0	0	0
CAREER	22-1	5	1	0	0	0	0	0

- Recorded first career TFL against Charleston Southern in season opener
- Spent first three years of collegiate career at Texas
- Saw the field in four games in 2024
- Appeared in seven games in 2023

TOP GAMES

Tackles
Tackles for Loss
Sacks
Forced Fumbles
Fumbles Rec.
Passes Defended

2025

Career



55 BRYCE HENDERSON

OL • 6-8 • 325 • Gr.

	GP-GS	Snaps	PFF>PBLK	RBLK	Pen (Dec/Off)
2025	12-12	686	25.9	59.0	13 (4)
CAREER	45-45	2,573			26 (6)

- Played in 33 games at South Dakota
- Named second-team All-Missouri Valley Football Conference in 2024
- Helped 2024 Coyote offense rank second in FCS in TFL allowed, sixth in rushing, ninth in total offense and ninth in sacks allowed

TOP GAMES

PFF Pass Block
PFF Run Block

2025

Career



56 GUNNER GIVENS

OL • 6-5 • 332 • Jr.

	GP-GS	Snaps	PFF>PBLK	RBLK	Pen (Dec/Off)
2025	12-0	102	83.7	58.6	2 (1)
CAREER	17-0	105			2 (1)

- Played in five games over three years at Virginia Tech (2022-24)

TOP GAMES

PFF Pass Block
PFF Run Block

2025

Career



57 MAX FISHER

OL • 6-2 • 270 • Jr.

	GP-GS	Snaps	PFF>PBLK	RBLK	Pen (Dec/Off)
2025					
CAREER					

- Played in three games as a freshman at Trinity University, D-III program in San Antonio, Texas
- Two-time all-region selection at Montgomery Bell Academy
- Two-time all-state honoree in wrestling during high school

TOP GAMES

PFF Pass Block
PFF Run Block

2025

Career



58 ORION IRVING

OL • 6-6 • 320 • Jr. • or-EYE-on

	GP-GS	Snaps	PFF>PBLK	RBLK	Pen (Dec/Off)
2025	8-0	107	34.6	50.6	0 (0)
CAREER	28-10	1,109			3 (1)

- Was at Sam Houston State for three years
- Played in final 10 contests, starting the final four, in 2024 to help the Bearkats to 10-3 finish and win in the R&L Carriers New Orleans Bowl
- Started the final five games in 2023 on the way to Conference USA All-Freshman Team

TOP GAMES

PFF Pass Block
PFF Run Block

2025

Career





62 CJ WILLIAMS
 OL • 6-6 • 331 • So.

	GP-GS	Snaps	PFF>PBLK	RBLK	Pen (Dec/Off)
2025					
CAREER					

- Unanimous three-star prospect
- Rated among the top-150 offensive tackles in the class by all four services
- No. 3 player in Massachusetts per On3
- Also played basketball in high school

TOP GAMES

PFF Pass Block
 PFF Run Block

2025

Career



69 COOPER STARKS
 OL • 6-5 • 329 • Jr.

	GP-GS	Snaps	PFF>PBLK	RBLK	Pen (Dec/Off)
2025	9-0	-			-
CAREER	11-0	-			-

- Made collegiate debut in Birmingham Bowl win, playing on five extra-point attempts
- Unanimous three-star prospect
- Named Class 2A All-State as a senior
- Also played basketball and competed in shot put
- Owns a shot put career-best of 56’8.75”

TOP GAMES

PFF Pass Block
 PFF Run Block

2024

Career



70 CADE MCCONNELL
 OL • 6-5 • 323 • Sr.

	GP-GS	Snaps	PFF>PBLK	RBLK	Pen (Dec/Off)
2025	12-12	699	41.4	56.0	4 (0)
CAREER	24-12	760			6 (0)

- Played in 12 games with 61 snaps as a reserve center and tackle, while seeing the field on 28 special teams plays in 2024
- Made collegiate debut with eight snaps at center in season-opening win at Virginia Tech
- Did not allow a sack

TOP GAMES

PFF Pass Block
 PFF Run Block

2025

Career

83.9 vs. Auburn
 69.9 at Alabama
 83.9 vs. Auburn 2025
 69.9 at Alabama 2025



71 TED GREGOIRE
 OL • 6-3 • 335 • Jr. • gre-GORE

	GP-GS	Snaps	PFF>PBLK	RBLK	Pen (Dec/Off)
2025					
CAREER	1-0	-			-


- Transitioned to OL over 2024 offseason
- Made collegiate debut against Alcorn State
- Did not play as a true freshman in 2023
- Unanimous three-star prospect out of high school
- Unanimous top-30 prospect from New Jersey

TOP GAMES

PFF Pass Block
 PFF Run Block

2025

Career



72 ISAIA GLASS
 OL • 6-4 • 311 • Gr. • E-sigh-uh

	GP-GS	Snaps	PFF>PBLK	RBLK	Pen (Dec/Off)
2025	12-12	668	55.6	37.5	12 (4)
CAREER	44-32	2272			24 (4)

- Played in all 12 games with eight starts in lone season at Oklahoma State in 2024
- Saw 347 snaps at left tackle and 309 snaps at right tackle for the Cowboys
- Conceded just two sacks in 656 snaps
- Spent 2021-23 at Arizona State

TOP GAMES

PFF Pass Block
 PFF Run Block

2025

Career

88.3 vs. Auburn
 62.0 vs. Charleston So.
 88.3 vs. Auburn 2025
 74.5 vs. Wazzu 2023



73 CHARLIE CLARK
 OL • 6-7 • 316 • Gr.

	GP-GS	Snaps	PFF>PBLK	RBLK	Pen (Dec/Off)
2024	12-0	24	69.3	57.9	0 (0)
CAREER	36-0	41			0 (0)

- Played in all 13 games in 2024
- Played 13 snaps at tackle without a QB pressure
- Contributed to 62 special teams plays on the year, playing on the line on field goal and point-after attempts
- Played in 11 games in 2023, mostly on special teams

TOP GAMES

PFF Pass Block
 PFF Run Block

2025

Career

69.3 vs. Georgia State
 60.0 twice
 74.1 vs. Ala. A&M 2023
 60.2 at Hawai’i 2022



75 MISAEL SANDOVAL
 OL • 6-6 • 325 • Jr. • mee-sigh-EL(mee-sah) san-dah-VAL

	GP-GS	Snaps	PFF>PBLK	RBLK	Pen (Dec/Off)
2025	4-0				
CAREER	17-0	57			0 (0)

- Played in all 13 games in 2024
- Made offensive line debut with four snaps at left tackle in win over Alcorn State
- Contributed to 62 special teams plays on the year, playing on the line on field goal and point-after attempts

TOP GAMES

PFF Pass Block
 PFF Run Block

2025

Career

70.4 vs. Alcorn St. 2024
 60.1 vs. Alcorn St. 2024



77 DAVID SIEGEL
 OL • 6-6 • 308 • Gr. • SEE-gul

	GP-GS	Snaps	PFF>PBLK	RBLK	Pen (Dec/Off)
2025	2-0	7	71.3	59.6	0 (0)
CAREER	7-0	11			0 (0)

- Did not see the field in 2024
- Played in one game as a sophomore after appearing in four as a freshman
- Rated one of the top 100 offensive tackles in signing class by On3

TOP GAMES

PFF Pass Block
 PFF Run Block

2025

Career

71.3 vs. Georgia State
 59.6 vs. Georgia State
 71.3 vs. Georgia St. 2025
 59.6 vs. Georgia St. 2025



78 KEEGAN WECHSLER
 OL • 6-2 • 295 • Jr. • WEX-ler

	GP-GS	Snaps	PFF>PBLK	RBLK	Pen (Dec/Off)
2025	4-0	30	77.1	57.2	0 (0)
CAREER	4-0	30			0 (0)

- Made his debut at South Carolina
- Earned all-district honors as both an offensive lineman and defensive lineman as a senior in high school
- Also played baseball and track
- Both parents played collegiate soccer

TOP GAMES

PFF Pass Block
 PFF Run Block

2025

Career

75.0 vs. Kentucky
 65.8 vs. Georgia State
 75.0 vs. Kentucky 2025
 65.8 vs. Georgia St. 2025



79 STERLING PORCHER
 OL • 6-4 • 315 • Gr. • pour-SHAY

	GP-GS	Snaps	PFF>PBLK	RBLK	Pen (Dec/Off)
2025	7-0	71	68.7	73.9	0 (0)
CAREER	44-35	2,188			19 (1)

- Played at Texas Tech in 2024, appearing in 12 games with 11 starts
- Received a 97.1 pressures efficiency rating from Pro Football Focus
- Part of an OL that helped TTU end season among top 10 nationally in scoring

TOP GAMES

PFF Pass Block
 PFF Run Block

2025

Career

80.8 vs. Kentucky
 81.9 vs. Georgia State
 86.9 vs. FIU 2023
 81.9 vs. Georgia St. 2025



79 CONOR WEASLER
 P • 6-0 • 270 • Jr. • WEEZ-ler

	GP	ATT	Yds	Long	Avg	TB	FC	I20	50+
2025									
CAREER									

- Has yet to see the field as a Commodore

TOP GAMES

Punts
 Average
 Average (min. 4)
 Long Punt
 Inside 20

2025

Career



80 CLAIBORNE RICHARDS
 WR • 5-11 • 186 • Jr.

	GP-GS	REC	Yds	TD	Long	Rec/G	YPC	Yds/G
2025								
CAREER								

- On the roster for two seasons at Virginia
- Prepped at Montgomery Bell Academy
- Earned all-state honors in 2022
- Also played varsity basketball for MBA

TOP GAMES

Receptions
 Receiving Yards
 Receiving TDs

2025

Career





81 KAYLEB BARNETT

WR • 5-8 • 155 • Fr.

	GP-GS	REC	Yds	TD	Long	Rec/G	YPC	Yds/G
2025	11-0	6	53	1	13	0.5	8.8	4.8
CAREER	11-0	6	53	1	13	0.5	8.8	4.8

- Made a TD grab in first collegiate game vs. Charleston Southern.
- Rated a three-star prospect
- Made 30 receptions for 607 yards and eight touchdowns as a senior
- Led Jenks to the Oklahoma 6A-I semifinals

TOP GAMES

Receptions
Receiving Yards
Receiving TDs
Rushing Yards
All-Purpose Yards

2025
3 vs. Charleston So.
30 vs. Charleston So.
1 vs. Charleston So.
11 at South Carolina
30 vs. Charleston So.

Career
3 vs. Char. So. 2025
30 vs. Char. So. 2025
1 vs. Char. So. 2025
11 at S. Carolina 2025
30 vs. Char. So. 2025



82 BRYCEN COLEMAN

TE • 6-5 • 215 • So.

	GP-GS	REC	Yds	TD	Long	Rec/G	YPC	Yds/G
2025	12-0	3	67	1	54	0.3	22.3	5.6
CAREER	17-0	3	67	1	54	0.2	22.3	3.9

- Scored first career TD on a 54-yard catch and run in win at Virginia Tech
- Four-star prospect per 247Sports and top-65 player by 247 and ESPN
- Mother, Mel, played basketball at Oneonta State
- Father, Jake, played basketball and football at Salisbury

TOP GAMES

Receptions
Receiving Yards
Receiving TD

2025
1 three
54 at Virginia Tech
1 at Virginia Tech

Career
1 three
54 at VT 2025
1 at VT 2025



83 DEREK KEE

WR • 6-4 • 190 • Jr.

	GP-GS	REC	Yds	TD	Long	Rec/G	YPC	Yds/G
2025								
CAREER								

- Has yet to see the field in college
- Regional offensive player of the year as a senior
- Set the school record for receiving yards and receiving touchdowns in a season
- Recorded a 4.0 GPA in high school and was first in his class

TOP GAMES

Receptions
Receiving Yards
Receiving TDs

2025

Career



85 LEBRON HILL

WR • 6-5 • 190 • Fr.

	GP-GS	REC	Yds	TD	Long	Rec/G	YPC	Yds/G
2025								
CAREER								

- Unanimous three-star prospect
- Rated a top-15 player in Indiana
- Ranked a top-100 wide receiver in the class by Rivals
- Recorded 700 receiving yards and 1,046 all-purpose yards during senior season

TOP GAMES

Receptions
Receiving Yards
Receiving TDs

2025

Career



86 WITT EDWARDS

TE • 6-5 • 210 • So.

	GP-GS	REC	Yds	TD	Long	Rec/G	YPC	Yds/G
2025	1-0	0	0	0	0	0	0	0
CAREER	1-0	0	0	0	0	0	0	0

- Four-star prospect per 247Sports and ESPN
- Played both wide receiver and outside linebacker in high school
- Rated a top-10 player in Oklahoma
- Named to the 2023 Freaks List by 247Sports
- Dad and brother wrestled at Oklahoma State

TOP GAMES

Receptions
Receiving Yards
Receiving TDs

2025

Career



87 TY BURD

WR • 6-1 • 165 • Jr.

	GP-GS	REC	Yds	TD	Long	Rec/G	YPC	Yds/G
2025								
CAREER								

- All-region player at Montgomery Bell Academy
- Joined by high school teammates Payne Dainel, Ty Bartholomew, and Max and Gabe Fisher
- MBA is also the high school head coach Clark Lea attended
- Enjoys hunting

TOP GAMES

Receptions
Receiving Yards
Receiving TDs

2025

Career



88 BROCK TAYLOR

K • 6-1 • 165 • Jr.

	GP	KO	Yds	TB	PAT	FG	Long	Pts
2025	12	66	4158	52	57-58	11-12	51	90
CAREER	25	110	6,846	73	96-98	29-33	57	183

- 2024 third-team All-SEC (coaches)
- National All-Freshman Team (The Athletic)
- SEC All-Freshman Team (coaches)
- Groza Award semifinalist
- Made five field goals of at least 50 yards, setting the Vanderbilt career record in one season

TOP GAMES

Field Goals
Long
PATs
Total Points

2025
2 vs. Utah State
51 at South Carolina
9 vs. Georgia State
12 vs. Utah State

Career
3 vs. Ball State 2024
57 at Mizzou 2024
9 vs. Georgia St. 2025
13 twice



89 CAMERAN DICKSON

WR • 6-0 • 180 • Fr.

	GP-GS	REC	Yds	TD	Long	Rec/G	YPC	Yds/G
2025								
CAREER								

- Unanimous three-star prospect
- Rated a top-100 player in Texas
- Caught the game-winning touchdown pass in regional semifinal win
- Named the Texas District 15-5A D-II Offensive Player of the Year as a junior

TOP GAMES

Receptions
Receiving Yards
Receiving TDs

2025

Career



90 JAKE STANISH

DL • 6-3 • 250 • Fr.

	GP-GS	Tackles	TFL	Sack	FF	PD	INT	TD
2025	2-0	0	0	0	0	0	0	0
CAREER	2-0	0	0	0	0	0	0	0

- Unanimous three-star prospect
- Rated among the top 50 players in Illinois by 247Sports, On3 and Rivals
- Slotted the No. 111 edge player in the class by 247Sports
- Named Illinois Class 8A All-State as a senior

TOP GAMES

Tackles
Tackles for Loss
Sacks
Forced Fumbles
Fumbles Rec.
Passes Defended

2025

Career



92 JAYLON STONE

DL • 6-2 • 306 • Jr.

	GP-GS	Tackles	TFL	Sack	FF	PD	INT	TD
2025	12-0	21	2.0	0	1	2	0	0
CAREER	28-2	61	8.0	2	1	3	0	0

- Was at SEMO for two seasons
- As a sophomore in 2024, posted 32 total tackles with five for loss including two sacks
- Helped the Redhawks go 9-4 while earning a berth in the NCAA Football Championship Subdivision playoffs

TOP GAMES

Tackles
Tackles for Loss
Sacks
Forced Fumbles
Fumbles Rec.
Passes Defended

2025
4 at Alabama
1 at Virginia Tech

1 at Virginia Tech
1 vs. Georgia State
1 twice

Career
5 vs. NWST 2024
1.5 vs. NWST 2024
1 twice
1 at VT 2025
1 vs. Georgia St. 2025
1 three times



93 NIKHIL JEFFERSON

DL • 6-1 • 330 • Fr. • nick-HEEL

	GP-GS	Tackles	TFL	Sack	FF	PD	INT	TD
2025	1-0	0	0	0	0	0	0	0
CAREER	1-0	0	0	0	0	0	0	0

- Rated a three-star prospect
- Ranked the No. 31 defensive lineman in the class by Rivals
- Made 42 tackles with 12 for loss, four sacks and eight QB hurries as a senior
- District champion in shot put and discus

TOP GAMES

Tackles
Tackles for Loss
Sacks
Forced Fumbles
Fumbles Rec.
Passes Defended

2025

Career



94 BRADLEY MANN

DL • 6-6 • 308 • Sr.

	GP-GS	Tackles	TFL	Sack	FF	PD	INT	TD
2025	12-1	8	0	0	0	0	0	0
CAREER	36-1	32	5.5	1	0	0	0	0

- Played the first nine games in 2024 before suffering a season-ending injury
- Had three multi-tackle games on the year
- Played in all 12 games as a sophomore, making 12 tackles
- Made first career sack against Auburn in 2023

TOP GAMES

Tackles
Tackles for Loss
Sacks
Forced Fumbles
Fumbles Rec.
Passes Defended

2025
2 at Virginia Tech

Career
3 twice
1.5 vs. Hawai'i 2023
1 vs. Auburn 2023





95 LINUS ZUNK

DL • 6-6 • 270 • Sr. • LINE-us

	GP-GS	Tackles	TFL	Sack	FF	PD	INT	TD
2025	12-0	13	3.5	3.0	0	0	0	0
CAREER	34-1	36	7.5	5.0	0	1	0	0

- Played all 13 games and made first start at Georgia St in 2024
- Recorded three tackles, 2.5 for loss and 1.5 sacks in season-opening win against Virginia Tech in 2024
- Two-time SEC Academic Honor Roll
- CSC Academic All-District in 2024



96 KHORDAE SYDNOR

DL • 6-4 • 272 • Gr. • core-DAY SID-nor

	GP-GS	Tackles	TFL	Sack	FF	PD	INT	TD
2025	12-12	29	8.5	3.5	0	2	0	0
CAREER	49-24	70	24.0	14	0	5	0	0

- Started 11 games in 2024, recording at least one tackle in nine contests
- Had three tackles each against Texas and Auburn
- Recorded a tackle for loss in back-to-back games to end the year against Tennessee and in Birmingham Bowl win over Georgia Tech



97 HAYDEN BRAY

EDGE • 6-4 • 277 • Gr.

	GP-GS	Tackles	TFL	Sack	FF	PD	INT	TD
2025	6-0	2	1.0	1.0	0	0	0	0
CAREER	7-0	2	1.0	1.0	0	0	0	0

- Earned first sack vs. Charleston Southern
- Joined Vanderbilt in 2024 after competing at Oklahoma (2021-23)
- Graduated from Oklahoma in three years
- Pursuing a master's of education in leadership and organizational performance at Vandy



98 TERRY NWABUISI-EZEALA

DL • 6-2 • 336 • So. • NWAH-bwee-zee ee-ZAH-lah

	GP-GS	Tackles	TFL	Sack	FF	PD	INT	TD
2025								
CAREER								

- Enrolled at North Carolina for the spring 2025 semester prior to coming to Vanderbilt
- Considered a three star recruit by 247 Sports both coming out of high school and as a transfer
- Also offered a scholarship from Wake Forest



99 JOSHUA SINGH

DL • 6-0 • 285 • Gr. • Sing

	GP-GS	Tackles	TFL	Sack	FF	PD	INT	TD
2025	11-6	24	5.0	2	0	1	0	0
CAREER	39-6	38	6.0	2	0	1	0	0

- Transferred to the program from BYU
- Appeared in all 13 games in 2024, helping the Cougars finish the season 11-2
- Posted 10 tackles, including 1.5 TFL
- Earned second-team Academic All-Big 12 honors in 2023

TOP GAMES

Tackles
Tackles for Loss
Sacks
Forced Fumbles
Fumbles Rec.
Passes Defended

2025

4 vs. Missouri
2 vs. Utah State
2 vs. Utah State

Career

5 vs. SC 2024
2.5 vs. VT 2024
2 vs. Utah State 2025

TOP GAMES

Tackles
Tackles for Loss
Sacks
Forced Fumbles
Fumbles Rec.
Passes Defended

2025

5 at Alabama
1.5 at Virginia Tech
1 twice

Career

5 at Alabama 2025
2 twice
2 twice

1 vs. Charleston So.
1 twice

1 vs. Char. So. 2025
1 five times

TOP GAMES

Tackles
Tackles for Loss
Sacks
Forced Fumbles
Fumbles Rec.
Passes Defended

2025

2 vs. Charleston So.
1 vs. Charleston So.
1 vs. Charleston So.

Career

2 vs. Char. So. 2025
1 vs. Char. So. 2025
1 vs. Char. So. 2025

TOP GAMES

Tackles
Tackles for Loss
Sacks
Forced Fumbles
Fumbles Rec.
Passes Defended

2025

Career

TOP GAMES

Tackles
Tackles for Loss
Sacks
Forced Fumbles
Fumbles Rec.
Passes Defended

2025

6 vs. Missouri
2 at Alabama
1 at Alabama

Career

6 vs. Missouri 2025
2 at Alabama 2025
1 at Alabama 2025



1 at Alabama

1 at Alabama 2025



GAME RECAPS

GAME 1 Charleston Southern @ Vandy

	1	2	3	4	TOT
	0	0	0	3	3
	14	14	7	10	45

DATE Aug. 30 SITE FirstBank Stadium (Nashville, Tenn.)

KICKOFF 6:03 p.m. END 9:19 p.m. ELAPSED 3:16
ATTENDANCE 35,000 WEATHER Clear 81F / Wind NE 10MPH

COMMODORES CRUISE OVER BUCCANEERS

NASHVILLE, Tenn. — Vanderbilt football opened the 2025 season by downing Charleston Southern 45-3 in front of a sold-out crowd at FirstBank Stadium on Saturday.

The Commodores produced 481 yards of total offense, the most since generating 601 against Hawai'i on August 27, 2022. Defensively, Vandy held the Buccaneers to 135 total yards while producing 46 tackles, six for a loss, and forcing two turnovers. The victory marks the Dorees' fourth-straight season opening victory.

Multiple milestones were set against the Buccaneers with junior running back Sedrick Alexander hitting 1,000 career rushing yards while graduate quarterback Diego Pavia matched his Vanderbilt single-game high in passing yards with 275 through the air, completing 20-of-25 passes with three touchdowns.

The Dorees last faced the Bucs in 2014, pulling out a 21-20 home win in the first meeting between the two programs; Saturday's matchup looked much different. Freshman wideout Kayleb Barnett started the scoring on a nine-yard jet pass from Pavia, marking the first career touchdown for Barnett. Vanderbilt found pay dirt on its next drive as Pavia connected with junior wide receiver Junior Sherrill for a 12-yard touchdown toss. At the 3:04 mark in the first quarter, the Commodores scored again on a four-yard run from junior running back AJ Newberry, pushing the lead to 21-0. It is the first time Vandy has scored touchdowns on its first three drives of a game since September 25, 2017, against Tennessee.



Vanderbilt increased the lead to 28-0 with its final score of the half late in the second quarter, a 26-yard pass from Pavia to Alexander. The 28-0 lead at the halftime break marks the first shutout through the opening two quarters since Alcorn State in 2024. The last time the Dorees scored four touchdowns in the first half was against Elon in 2022.

The Commodores continued to control the game in the second half. Junior running back Makhilyn Young nabbed his first Vanderbilt touchdown on a four-yard run with 5:47 left in the third. Junior kicker Brock Taylor drilled his one and only attempt of the contest to begin the fourth quarter, splitting the uprights from 35 yards out. The Dorees added insurance on a 35-yard rush from sophomore Jamezell Lassiter to finish off the 45-3 route. The score was also Lassiter's first as a Commodore.



Vanderbilt travels to Blacksburg, Virginia next Saturday for a meeting with Virginia Tech; the Commodores used an overtime effort to oust the Hokies 34-27 in last year's season opener. Kickoff is set for 6:30 p.m. and will air on the ACC Network.

For more information on the Vanderbilt football team, follow @VandyFootball on Facebook, Instagram and X.



TEAM STATS

		
First Downs	7	25
Rushing Yards	47	201
Passing Yards	88	280
Total Offense	135	481
Punts-Yards	7-273	2-102
Kickoffs-Yards	2-130	8-513
Possession Time	27:51	32:09
Third Down	3-13	6-9
Fourth Down	1-1	0-0
Red Zone Scores-Chances (TD)	0-0	4-5
Sacks By (Number-Yards)	1.0-3	3.0-22
PAT	0-0	6-6
2-pt Conversions	0-0	0-0
Field Goals	1-1	1-1
Points off Turnovers	0	10

INDIVIDUAL LEADERS

		
Passing (Yds/C-A-I-TD)	Osborne 54/8-16-1-0	Pavia 275/20-25-0-3
Rushing (Att-Yds-TD)	Gordon 8-28-0 Musch 7-19-0	Alexander 12-83-0 Pavia 8-44-0
Receiving (Rec-Yds-TD)	Bishop 2-36-0 Rhone 3-7-0	Stowers 4-86-0 Richardson 5-74-0
Tackles (Solo-Tot)	Bartalo 2-6 Brantley 1-6	Cowan 3-5 Hight 3-4
Sacks (No-Yds)	McKinzie 0.5-1 Bowen 0.5-2	Capers 1.0-9 Bray 1.0-6 Wood 1.0-7

GAME 2 Vandy @ Virginia Tech

	1	2	3	4	TOT
	10	10	0	0	20
	0	10	13	21	44

DATE Sept. 6 SITE Lane Stadium (Blacksburg, Va.)

KICKOFF 6:35 p.m. END 9:59 p.m. ELAPSED 3:24
ATTENDANCE 65,632 WEATHER Cloudy 68F / Wind SE 2MPH

ENTER COMMODORES

BLACKSBURG, Va. — Vanderbilt football took Virginia Tech off to never-never land on Saturday night, as the Commodores made the light exit out of Lane Stadium in the second half, shutting out the Hokies over the final 30 minutes to mount a 44-20 come-from-behind victory.

Vandy scored on five-straight possessions in the second half, while holding Virginia Tech scoreless over the final two quarters to turn a 20-10 halftime deficit into a 44-20 win. It is the first time that Vanderbilt has won a game when trailing by 10-plus points since Sept. 17, 2022, at Northern Illinois, and it is the largest margin of victory when trailing by 10 or more points in 80-plus seasons.

Vanderbilt moves to 2-0 for the second-straight season, while the Hokies fall to 0-2 to open the 2025 campaign.

The Commodores collected 490 total yards, rushing for 262 yards against the Hokies. Junior Makhilyn Young paced Vanderbilt's ground attack with a career-high 95 yards on eight carries, finding the end zone once. Junior Sedrick Alexander ran in a pair of touchdowns in a game for the first time in his career while collecting 73 rushing yards.

Graduate Diego Pavia amassed 256 total yards, throwing for 193 while adding another 63 yards on the ground. The quarterback tossed for two touchdowns in the win, marking the 10th game that Pavia has thrown for two-plus scores, while it is his seventh contest at Vanderbilt with 250-plus total yards.

Senior Nick Rinaldi had a team-high six tackles with 2.5 tackles for loss and a sack, his first of 2025. Graduate Marlen Sewell, junior Bryan Longwell and sophomore CJ Heard each had five tackles, while Heard posted his first sack of the season.



It is Vandy's first win over Virginia Tech in Blacksburg, as the Dorees are now 5-6 all-time vs. the Hokies. Coupled with last year's season-opening 34-27 overtime victory in Nashville, Vanderbilt collects back-to-back wins over Virginia Tech for the first time since winning the first two games in the 11-game series during the 1930 and 1965 campaigns.

The victory at Virginia Tech marks the Dorees' first nonconference road win over a Power 4 foe since knocking off Wake Forest 41-7 on Nov. 26, 2011. The last time the Dorees shut out an opponent in the second half was on Nov. 2, 2024, when Vanderbilt blanked Auburn at Jordan-Hare Stadium in a 17-7 win.

Vanderbilt remains on the road for its next contest, as the Commodores head to South Carolina on Saturday to battle the No. 10/11-ranked Gamecocks. Kickoff from Williams-Brice Stadium is set for 6:45 p.m. CT and airs live on SEC Network.

For more information and exclusive content on the Vanderbilt football team, follow @VandyFootball on Instagram, Facebook and Twitter/X.



TEAM STATS

		
First Downs	16	23
Rushing Yards	114	262
Passing Yards	134	228
Total Offense	248	490
Punts-Yards	4-177	0-0
Kickoffs-Yards	4-260	8-520
Possession Time	27:48	32:12
Third Down	6-14	5-7
Fourth Down	1-2	1-1
Red Zone Scores-Chances (TD)	4-4	5-5
Sacks By (Number-Yards)	0-0	3.0-34
PAT	2-2	5-6
2-pt Conversions	0-0	0-0
Field Goals	2-2	1-1
Points off Turnovers	14	0

INDIVIDUAL LEADERS

		
Passing (Yds/C-A-I-TD)	Drones 134/17-29-0-1	Pavia 193/12-18-1-2 Berlowitz 35/2-2-0-1
Rushing (Att-Yds-TD)	Drones 13-36-1 Hawkins 8-29-0 Holloway 2-43-0 Greene 1-22-0	Young 8-95-1 Alexander 10-73-2 Coleman 1-54-1 Richardson 3-54-1
Receiving (Rec-Yds-TD)	Short 1-11 Woodson 1-9	Rinaldi 4-6 Heard 4-5 Heard 1.0-16 Rinaldi 1.0-10 Sydnor 1.0-8
Tackles (Solo-Tot)		
Sacks (No-Yds)		

GAME 3 Vandy @ South Carolina

	1	2	3	4	TOT
	7	0	0	0	7
	7	7	7	10	31

DATE Sept. 13 SITE Williams-Brice Stadium (Columbia, S.C.)

KICKOFF 6:55 p.m. END 10:03 p.m. ELAPSED 3:08
ATTENDANCE 79,873 WEATHER Clear 75F / Wind NE 3MPH

COMMODORES CAGE NO. 11 GAMECOCKS

COLUMBIA, S.C. — Graduate quarterback Diego Pavia produced another multi-touchdown game while the Commodore defense delivered a third-straight lockdown performance as Vanderbilt football knocked off No. 11 South Carolina 31-7 in front of a sold-out crowd at Williams-Brice Stadium on Saturday night.

The win is the first for Vanderbilt (3-0, 1-0 SEC) in a conference opener since 2011 against Ole Miss. It also snaps a 16-game skid against South Carolina (2-1, 0-1 SEC) while the 24-point margin of victory is Vandy's largest in series history. The Dorees' last road win against an AP-ranked opponent came against none other than the Gamecocks, a 17-6 victory over No. 6 South Carolina in 2007. Head coach Clark Lea has led his team to three-straight wins of 20 points or more to open the season, the first time the program has accomplished that feat since 1943.

Pavia finished with two touchdowns and 177 yards on 18 of 25 passing, becoming the first Vanderbilt quarterback since Jordan Rodgers in 2012 to have four consecutive games with multiple passing touchdowns. Junior running back Sedrick Alexander added two touchdowns of his own, his second consecutive season scoring in each of the three opening games. On the opposite side of the ball, Vandy forced multiple turnovers for the fourth time in five games. The four total turnovers on Saturday are the most generated by the Commodores since securing four against Missouri in 2022.

Vanderbilt quieted the crowd on its opening drive, marching 73 yards in nine plays, capped off with an 18-yard pass from Pavia to Alexander. South Carolina quickly evened the score moments later on a seven-yard rush from Rahsul Faison. It was South Carolina's lone score of the night, as Vanderbilt's defense stifled the Gamecocks for the final 50:58 of game time.



The Commodores pushed the lead to 14-7 going into halftime after Pavia connected with junior wideout Junior Sherrill on a five-yard out route. Vanderbilt went ahead 21-7 to open the second half after a 44-yard breakaway run from sophomore Jamezell Lassiter. Lassiter now has two rushes this season, both of which have been for at least 35 yards and have resulted in touchdowns. With 9:31 to go in the fourth, junior kicker Brock Taylor drilled a 51-yarder to make the score 24-7. Alexander added another touchdown with 5:29 remaining to finish off the scoring, his second game this season scoring multiple times.

Sophomore CJ Heard collected a season-high 12 tackles to lead the Vandy defense. Senior Nick Rinaldi paced the Dorees with 2.5 tackles for a loss, including his eighth career sack, while junior Randon Fontenette added two stops behind the line of his own. Multiple defensemen set milestones against South Carolina: graduate Zaylin Wood nabbed his first interception as a Commodore, senior Bryce Cowan forced his first career fumble and senior Miles Capers and junior Jordan Matthews both had their first career fumble recoveries.



Vanderbilt moves to 3-0 for the first time since 2017. The Commodores return home to host Georgia State next Saturday with kickoff set for 6:30 p.m. and coverage on ESPN2.

For more information and exclusive content on the Vanderbilt football team, follow @VandyFootball on Instagram, Facebook and Twitter/X.

TEAM STATS

		
First Downs	20	22
Rushing Yards	86	146
Passing Yards	242	177
Total Offense	328	323
Punts-Yards	2-90	3-133
Kickoffs-Yards	2-129	6-398
Possession Time	24:17	35:43
Third Down	4-12	6-12
Fourth Down	1-3	1-1
Red Zone Scores-Chances (TD)	1-4	3-4
Sacks By (Number-Yards)	1-5	2-26
PAT	1-1	4-4
2-pt Conversions	0-0	0-0
Field Goals	0-1	1-1
Points off Turnovers	0	7

INDIVIDUAL LEADERS



		
Passing (Yds/C-A-I-TD)	Doty 148/18-27-1-0 Sellers 94/6-7-1-0	Pavia 177/18-25-1-2
Rushing (Att-Yds-TD)	Faison 15-74-1 Doty 9-20-0 Harbor 4-66-0 Dingle 3-43-0	Lassiter 1-44-1 Alexander 13-41-1 Stowers 3-45-0 Richardson 4-34-0
Receiving (Rec-Yds-TD)	Williams 7-7 Kilgore 6-6	Heard 12-12 Rinaldi 5-7
Tackles (Solo-Tot)		
Sacks (No-Yds)	Barrett 1.0-5	Cowan 1.0-18 Rinaldi 1.0-8



GAME 13 | VUFB NOTES

GAME RECAPS

GAME 4 Georgia State @ Vandy

	1	2	3	4	TOT
	3	6	6	6	21
	21	21	14	14	70

DATE Sept. 20 SITE FirstBank Stadium (Nashville, Tenn.)

KICKOFF 7:00 p.m. END 10:49 p.m. ELAPSED 3:48

ATTENDANCE 35,000 WEATHER Sunny

DORES POUNCE ON PANTHERS

NASHVILLE, Tenn. — Seven individuals reached the end zone, 11 members of the defense were credited with at least three stops and specials teams units blocked three kicks on Saturday, a balanced effort that led to No. 20/23 Vanderbilt football defeating Georgia State, 70-21, Saturday at FirstBank Stadium.

The Commodores scored touchdowns on all six first-half possessions, with Diego Pavia accounting for over 300 yards of total offense and a pair of scores in building a 42-9 advantage at the break. Sedrick Alexander had rushing and receiving touchdowns in the opening two quarters, with Pavia and Junior Sherrill adding scoring runs from 16 and 8 yards out, respectively, before AJ Newberry reached the end zone twice in a two-and-a-half minute stretch as Vandy outgained the Panthers by over 200 yards in the first half.

Makhilyn Young and quarterbacks Blaze Berlowitz and Drew Dickey added rushing touchdowns after the break while Jamison Curtis blocked a punt and returned it seven yards for a score as Vandy (4-0) reached the 70-point plateau for the first time since the 1918.

Jordan Matthews was one of six individuals with four stops for the Dores' defense, including a forced fumble that led to Vandy's third score late in the opening quarter. Bryan Longwell and Khordae Sydnor each were credited with one tackle for loss—the latter also broke up a pass and blocked an extra-point attempt—and Miles Capers matched a career high with 2½ stops behind the line. The Commodores recorded eight tackles for loss in all, with three sacks to go along with nine additional quarterback hurries.

Vandy quarterbacks found 14 different targets while combining to throw for 349 yards, with Pavia completing 18-of-24 attempts for 245 yards and a score. Eli Stowers led all players with 73 yards on a team-best five receptions, and Tristen Brown equaled a career high with three catches for 71 yards.



Pavia also paced the Commodores on the ground with 86 yards on nine carries, with Young and Berlowitz contributing touchdown runs of 40-plus yards to help Vanderbilt finished with 286 yards rushing and 635 in all.

TJ Finley finished 22-of-35 passing for 176 yards and two touchdowns for the Panthers (1-3), as Ted Hurst caught seven balls for 71 yards and DJ Riles added five receptions for 57 yards and a score. But the Vandy defense limited Georgia State to just 32 rushing yards and an average of 1.6 yards per carry.


The Panthers' Josiah Robinson made nine tackles, with one 4 yards behind the line of scrimmage, to lead all players in the contest.

Vanderbilt concludes nonconference play next Saturday against Utah State, with kickoff at FirstBank Stadium scheduled for 11:45 a.m.



TEAM STATS

		
First Downs	18	30
Rushing Yards	32	286
Passing Yards	258	349
Total Offense	290	635
Punts-Yards	6-235	0-0
Kickoffs-Yards	4-263	11-696
Possession Time	30:11	29:49
Third Down	6-16	6-10
Fourth Down	2-2	1-3
Red Zone Scores-Chances (TD)	2-2	8-8
Sacks By (Number-Yards)	0-0	3-0-21
PAT	0-1	10-10
2-pt Conversions	0-2	0-0
Field Goals	1-2	0-0
Points off Turnovers	0	7

INDIVIDUAL LEADERS

		
Passing (Yds/C-A-I-TD)	Finley 176/22-35-0-2 Brown 82/9-13-0-1	Pavia 245/18-24-0-1
Rushing (Att-Yds-TD)	Amos 5-25-0 Simmons 4-21-0	Pavia 9-86-1 Young 2-64-1
Receiving (Rec-Yds-TD)	Hurst 7-71-0 Riles 5-57-1 Robinson 6-9 Owens 4-7	Stowers 5-73-0 Brown 3-71-0 Matthews 4-4 Hight 3-4 Capers 1.5-10 Nelson 1.0-5 Sydnor 0.5-6
Tackles (Solo-Tot)		
Sacks (No-Yds)		

GAME 5 Utah State @ Vandy

	1	2	3	4	TOT
	7	14	0	14	35
	7	24	17	7	55

DATE Sept. 27 SITE FirstBank Stadium (Nashville, Tenn.)

KICKOFF 11:47 a.m. END 3:07 p.m. ELAPSED 3:20

ATTENDANCE 33, 688 WEATHER Sunny 80F / Wind N 5 MPH

COMMODORES REMAIN UNBEATEN

NASHVILLE, Tenn. — Graduate quarterback Diego Pavia delivered a record-setting performance, junior wideout Junior Sherrill finished with a career-best three receiving touchdowns and No. 18/20 Vanderbilt football remained unbeaten, downing Utah State 55-35 at FirstBank Stadium on Saturday.

Pavia set career-high marks in passing touchdowns with five and completions with 26. He also threw for 321 total yards, his most as a Commodore and the second-highest total of his career. Pavia ties Johnny McCrary, Jay Cutler and Bill Wade at Vanderbilt for the most passing touchdowns in a game and moves to No. 6 on the all-time passing touchdowns list with 33. In total, Pavia finished with exactly 400 total yards of offense, the most since Kyle Shurmur generated 405 against Tennessee in 2016. Sherrill's three touchdowns, all of which came in the first half, mark the most receiving scores in a half for a Commodore since Earl Bennett caught four in the second half against Kentucky in 2005. In total, Sherrill finished with six catches for 91 yards, both of which are also career highs.

The Commodores move to 5-0, matching 2008's 5-0 start. Vanderbilt's eighth-ranked scoring offense has scored 50 or more points in consecutive games for the first time since 1915. The black and gold have manufactured 40 points or more in four games so far, the first time doing so in a season since 2012.



Utah State (3-2) struck first with an 18-yard throw and catch from Bryson Barnes to Miles Davis. Vanderbilt (5-0) responded on its next drive as Pavia found Sherrill from 21 yards out, evening the score at 7-7 to close the first quarter. The Commodores proceeded to score on their next seven drives in the game, capped off by Pavia's record-tying fifth passing touchdown on a 53-yard strike to graduate Richie Hoskins. The play gave Vandy a 48-21 lead with 1:19 remaining in the third. Junior Makhilyn Young notched the last Commodore score on a 15-yard scamper with 5:21 left in game; he now has four rushing touchdowns for Vanderbilt this season. Junior kicker Brock Taylor drilled two field goals in the contest, extending his current streak to 16 field goals made.

The Commodore defense again used a lockdown second half to close out the game, allowing just 14 points to the Aggies across the final 30 minutes. Graduate Kolbey Taylor's fumble recovery to start the fourth quarter is the seventh-straight game Vandy has forced a turnover. Graduate Marlen Sewell led the black and gold with a season-high seven tackles, his most since totaling nine against Kentucky in 2023. Three separate Commodores – Graduate Miles Capers, Graduate Khordae Sydnor and Senior Linus Zunk – recorded multiple tackles for a loss; as a team, the Dores totaled eight throughout the contest.



Vanderbilt will travel to Tuscaloosa next Saturday eyeing a second straight win against No. 17/16 Alabama. The game is set for a 2:30 p.m. kickoff from Bryant-Denny Stadium with coverage on ABC or ESPN.

For more information and exclusive content on the Vanderbilt football team, follow @VandyFootball on Instagram, Facebook and Twitter/X.

TEAM STATS

		
First Downs	21	31
Rushing Yards	119	222
Passing Yards	274	321
Total Offense	393	543
Punts-Yards	5-247	2-111
Kickoffs-Yards	6-342	9-582
Possession Time	26:43	33:17
Third Down	5-14	5-8
Fourth Down	0-1	0-0
Red Zone Scores-Chances (TD)	5-5	6-7
Sacks By (Number-Yards)	1-4	3-16
PAT	5-5	7-7
2-pt Conversions	0-0	0-0
Field Goals	0-0	2-2
Points off Turnovers	0	0

INDIVIDUAL LEADERS

		
Passing (Yds/C-A-I-TD)	Barnes 161/15-22-0-3 Conover 92/11-14-0-2	Pavia 321/26-34-1-5
Rushing (Att-Yds-TD)	Jacobs 4-63-0 Barnes 10-48-0 Lane 7-98-0 Pegan 7-66-1 Miller 3-12 Avinger 2-12	Pavia 9-79-1 Lassiter 2-52-0 Sherrill 6-91-3 Richardson 6-74-0 Sewell 3-7 Capers 3-5 Zunk 2-0-3 Capers 1-0-13
Receiving (Rec-Yds-TD)		
Tackles (Solo-Tot)		
Sacks (No-Yds)	Miller 1-0-4	

GAME 6 Vandy @ Alabama

	1	2	3	4	TOT
	0	14	6	10	30
	7	7	0	0	14

DATE Oct. 4 SITE Bryant-Denny Stadium (Tuscaloosa, Ala.)

KICKOFF 2:45 p.m. END 6:28 p.m. ELAPSED 3:43

ATTENDANCE 100,077 WEATHER Sunny 83F / Wind W 9 MPH

DORES DROP RANKED BATTLE IN TUSCALOOSA

TUSCALOOSA, Ala. — No. 16/17 Vanderbilt matched No. 10/11 Alabama through the first two quarters but fell 30-14 as the Crimson Tide pulled away in the second half to hand the Commodores their first defeat on the season.

Vanderbilt registered more than 300 yards on offense, but a pair of red zone turnovers proved costly with Alabama scoring 10 points off the miscues.

The Crimson Tide controlled the clock in the second half and finished the game with more than 37 minutes of possession.

Martel Hight shutdown Alabama's opening drive with an interception as the Crimson Tide went for it on fourth down in Vanderbilt territory. Vandy's defense has now forced a turnover in eight-straight games.

The Commodores' first drive began on its own 7-yard line, but Vandy went 93 yards to put the first points on the board. The score came off a 65-yard touchdown run by Sedrick Alexander, the longest play of the season for Vandy and a career-long for Alexander.

Alabama pulled even at 7-7 with just over nine minutes to go in the second quarter.

The score remained tied until inside the two-minute warning. With 1:33 to go before halftime, Alexander found the end zone for the second time, this one coming on a shovel pass from Diego Pavia.

Alexander finished with 98 all-purpose yards and two touchdowns.

Alabama quickly responded with a game-tying score with 17 seconds left in the first half, sending the game to halftime even at 14-14.



The Crimson Tide took their first lead of the game in the third quarter on a 38-yard field goal and connected on a second field goal to take a 20-14 lead into the final quarter.

Vandy's defense again held Alabama to a field goal as the home side took a 23-14 lead with a little over four minutes to go.

The Crimson Tide added a rushing touchdown with 17 seconds left to win 30-14.

Next up for the 5-1 Commodores is a bye week before hosting LSU on October 18 at FirstBank Stadium.

TEAM STATS

		
First Downs	25	16
Rushing Yards	146	135
Passing Yards	340	198
Total Offense	486	333
Punts-Yards	1-30	3-134
Kickoffs-Yards	7-455	3-188
Possession Time	37:23	22:37
Third Down	7-15	5-11
Fourth Down	2-3	0-1
Red Zone Scores-Chances (TD)	5-5 (2)	1-3 (1)
Sacks By (Number-Yards)	1-11	4-27
PAT	3-3	2-2
2-pt Conversions	0-0	0-0
Field Goals	3-4	0-0
Points off Turnovers	10	7

INDIVIDUAL LEADERS

		
Passing (Yds/C-A-I-TD)	Simpson 340/23-31-1-2 Miller 22-136-1 Riley 5-17-0 Williams 6-98-1 Bernard 5-82-1 Jefferson 9-14 Lawson 2-4	Pavia 198/21-35-1-1 Alexander 4-76-1 Pavia 12-58-0 Sherrill 6-49-0 Hoskins 3-37-0 Heard 6-8 Longwell 5-8 Capers 1-0-10 Singh 1-0-10 Wood 1-0-5 Sydnor 1-0-2
Rushing (Att-Yds-TD)		
Receiving (Rec-Yds-TD)		
Tackles (Solo-Tot)		
Sacks (No-Yds)	Jefferson 1-0-11	



GAME 13 | VUFB NOTES

GAME RECAPS

GAME 7 LSU @ Vandy

	1	2	3	4	TOT
LSU	3	10	8	3	24
V	7	10	14	0	31

DATE Oct. 18 SITE FirstBank Stadium (Nashville, Tenn.)

KICKOFF 11:07 a.m. END 2:22 p.m. ELAPSED 3:15

ATTENDANCE 35,000 WEATHER Sunny 77F / Wind SW 10 MPH

VANDY TAMES TIGERS

NASHVILLE, Tenn. — Diego Pavia played the role of Tiger King on Saturday afternoon at a sold-out FirstBank Stadium, as the quarterback collected three total touchdowns to lift the No. 17/18-ranked Vanderbilt football team past No. 10/10 LSU, 31-24, for the first time since 1990.

The No. 17/18 Commodores controlled the line of scrimmage throughout on Saturday, as Vandy held the ball for 36:33 of game time. That allowed the Dores to amass 399 total yards of offense, 239 of which came on the ground. It is the fourth game this season that Vanderbilt has posted 200-plus rushing yards.

Vanderbilt posts its first win over a team ranked inside the top 10 of the Associated Press poll since the Dores knocked off No. 1-ranked Alabama at FirstBank Stadium last season. Coupled with its victory over No. 11-ranked South Carolina earlier this season, Vandy has now defeated two AP top-15 teams in the same season for the first time in program history. Additionally, it is the first time since the 1990 season that Vanderbilt has defeated LSU, when the Dores posted a 24-21 victory in Nashville.

The Commodores move to 6-1 for the first time since 1950. The six wins make Vanderbilt postseason eligible for the second-straight season. It is the first time that the Dores have been postseason eligible in consecutive seasons since going to three-straight bowls from 2011-13.

Pavia tallied three scores in a game for the third time this season, as the Albuquerque, New Mexico, native ran in for a pair of touchdowns to go along with a touchdown through the air. The Vanderbilt quarterback registered 246 total yards of offense, as Pavia threw for 160 yards and rushed for an additional 86 yards, which led the Commodores against LSU. It is the sixth game this season that Pavia has had 200-plus offensive yards.

No. 17-ranked Vanderbilt returns to action on Saturday, as the Commodores host No. 16/16 Missouri. Kickoff and television designations will be set this Sunday. Check back with VUCommodores.com during the week for a full game preview.

For more information and exclusive content on the Vanderbilt football team, follow @VandyFB on Instagram, Facebook and Twitter/X.


TEAM STATS

	LSU	V
First Downs	14	20
Rushing Yards	100	239
Passing Yards	225	160
Total Offense	325	399
Punts-Yards	2-92	2-95
Kickoffs-Yards	6-384	6-371
Possession Time	23:29	36:31
Third Down	5-11	6-13
Fourth Down	0-0	2-3
Red Zone Scores-Chances (TD)	1-1 (0)	3-4 (3)
Sacks By (Number-Yards)	1.0-8	2.0-13
PAT	1-1	4-4
2-pt Conversions	1-1	0-0
Field Goals	3-4	1-1
Points off Turnovers	0	0

INDIVIDUAL LEADERS

	LSU	V
Passing (Yds/C-A-I-TD)	Nussmeier 225/19-28-0-2	Pavia 160/14-22-0-1
Rushing (Att-Yds-TD)	Durham 7-59-0	Pavia 17-86-2
	Berry 11-55-0	Young 6-85-0
Receiving (Rec-Yds-TD)	Thomas 4-75-1	Spence 5-56-1
	Green 5-74-1	Stowers 3-32
Tackles (Solo-Tot)	Haulcy 9-13	Patterson 5-5
	Keys 4-9	Heard 2-4
		Singh 2-4
Sacks (No-Yds)	Weeks 1.0-8	Wood 1.0-10
		Koht 1.0-3

GAME 8 Missouri @ Vandy

	1	2	3	4	TOT
	0	3	0	7	10
V	0	3	7	7	17

DATE Oct.25 SITE FirstBank Stadium (Nashville, Tenn.)

KICKOFF 2:40 p.m. END 6:10 p.m. ELAPSED 3:30

ATTENDANCE 35,000 WEATHER Sunny 71F

STRIPES EARNED

NASHVILLE, Tenn. — Hours after hosting College GameDay for the first time since 2008, No. 10/12 Vanderbilt moved to 7-1 for the first time since 1941 with a 17-10 win over No. 15/14 Missouri in front of a sold-out crowd at FirstBank Stadium on Saturday.

Despite both teams entering with top-25 offenses in terms of yardage, the score sat 3-3 at halftime. Vanderbilt held Missouri (6-2, 2-2 SEC) to 156 yards of total offense in the first half, the Tigers' lowest through the opening two quarters of play this season. Junior kicker Brock Taylor produced the only points of the first half for the Commodores, converting a 38-yard field goal with two minutes to go before halftime. The kick marks Taylor's 18th straight make. Heading into the game, he was tied for the fifth-longest active streak across Division 1.

Graduate quarterback Diego Pavia had a tipped pass lead to an interception to open the third quarter, giving Missouri possession in plus territory. The Tigers pushed the ball inside the Commodore 3-yard line but were held scoreless by the Commodore defense after a fourth down stop at the goal line. Mizsou again threatened to score after forcing a Vanderbilt three-and-out to set up a 29-yard field goal attempt. Freshman Robert Meyer kicked it off the left upright and the game continued tied at 3-3.

Junior Makhilyn Young generated a much-needed spark on the next snap. Young bounced a run to the outside and took it 80 yards to the house, giving the Dores a 10-3 lead with 3:51 left in the third. The carry is the longest play of the season for Vanderbilt and longest rush since 2022. Missouri answered on the ensuing drive with its first touchdown of the game, capping off a 75-yard, 12-play possession on a six-yard pass and catch from freshman Matt Zollers to freshman Jude James.


The Dores converted the go-ahead score moments later on a 1-yard rush from Pavia to grab a 17-10 lead; the drive lasted nine plays and took 5:10 off the clock. It was Pavia's 20th touchdown accounted for this season.

Missouri made its way to midfield in the closing seconds. In the final play of regulation, the Tigers threw a Hail Mary pass that was caught by senior wideout Kevin Coleman Jr. but ruled just short at the half-yard line, sealing the Vandy win. It is the first Commodore victory in the series since 2019. Vanderbilt held Missouri to its lowest point total of the season and its fewest points scored since Oct. 26, 2024.

The Dores have defeated three AP-ranked opponents so far, marking the most in program history through the regular season. All three wins came over top-15 teams, tying Alabama for the most top-15 victories nationwide. Vandy now matches the program record for wins before November with seven, which was last reached in the 1915 season.

Vanderbilt returns to the road next Saturday against No. 22/18 Texas (6-2, 3-1 SEC). Kickoff is set for 11 a.m. with coverage on ABC or ESPN. For more information and exclusive content on the Vanderbilt football team, follow @VandyFB on Instagram, Facebook and Twitter/X.


TEAM STATS

		V
First Downs	22	13
Rushing Yards	170	136
Passing Yards	206	129
Total Offense	376	265
Punts-Yards	4-172	5-222
Kickoffs-Yards	3-192	4-260
Possession Time	36:12	23:48
Third Down	5-16	3-10
Fourth Down	4-5	0-0
Red Zone Scores-Chances (TD)	1-3 (1)	2-2 (1)
Sacks By (Number-Yards)	2-6	1-7
PAT	1-1	2-2
2-pt Conversions	0-0	0-0
Field Goals	1-2	1-1
Points off Turnovers	0	7

INDIVIDUAL LEADERS

		V
Passing (Yds/C-A-I-TD)	Zollers 138/14-23-0-1	Pavia 129/10-19-1-0
	Pribula 68/9-14-0-0	
Rushing (Att-Yds-TD)	Hardy 20-97-0	Young 4-86-1
	Coleman Jr. 44-2-0	Alexander 10-27-0
Receiving (Rec-Yds-TD)	Coleman Jr. 7-109-0	Richardson 4-62-0
	James 4-29-1	Stowers 3-42-0
Tackles (Solo-Tot)	Trotter 3-9	Longwell 3-13
	Carnell 3-5	Heard 3-8
Sacks (No-Yds)	Webb 1.0-5	Koht 1.0-7

GAME 9 Vandy @ Texas

	1	2	3	4	TOT
	17	7	10	0	34
V	0	10	0	21	31

DATE Nov. 1 SITE Darrell K Royal-Texas Memorial Stadium (Austin, Texas)

KICKOFF 11:07 a.m. END 2:37 p.m. ELAPSED 3:29

ATTENDANCE 102,238 WEATHER Sunny 64F

COMMODORE COMEBACK CUT SHORT IN AUSTIN

AUSTIN, Texas. — The Commodores' fourth-quarter comeback, powered by a career performance from quarterback Diego Pavia, was cut short on Saturday as the No. 9 Vanderbilt football team fell 34-31 at No. 20 Texas.

Pavia finished with a career-high 408 yards of total offense, 365 passing and 43 rushing. It's the most by a Commodore against an SEC opponent since 2006 (Chris Nickson, 517 yards) and a season-high passing total for Pavia. He went 27-for-38 passing with no interceptions, also accounting for four touchdowns. With his performance in Austin, Pavia moves to No. 7 in the program record books for career passing yards.

Eli Stowers led the Commodores (7-2, 3-2 SEC) with seven catches for 146 yards, the fourth-most by a tight end in the country this season. Stowers hauled in two touchdown receptions, his first multi-touchdown game of the season. Junior Sherrill and Richie Hoskins each made five receptions, a career-high for Hoskins. The Vanderbilt defense was paced by Nick Rinaldi and Marlen Sewell who each posted a season-high eight tackles.

Texas (7-2, 4-1 SEC) quarterback Arch Manning finished 25-of-33 with 328 passing yards and three touchdowns. Quintrevion Wisner led the Longhorns on the ground, amassing 75 yards on 18 carries. Emmett Mosley made a team-high seven catches for 69 yards.

The Longhorns stormed out to an early 17-0 lead in the first quarter, scoring first on a 75-yard touchdown pass from Arch Manning to Ryan Wingo.

Brock Taylor put Vandy's first points on the board in the second quarter, drilling a field goal from 44 yards out. It was his 19th consecutive made field goal and fourth from 40-plus yards this season.

A conversion on fourth-and-five opened the door for Vanderbilt to score on an 18-yard pass from Pavia to Stowers, making it a two-score game with 15 seconds left in the first half.


Texas was the first to score out of the locker room as Manning found Mosley on a six-yard touchdown pass.

The Commodores marched 45 yards down the field to the Texas 30, putting Vandy in field goal range. Taylor's 48-yard field goal attempt was unsuccessful, ending his streak of 19 consecutive made field goals, which was the sixth-longest active run in the nation heading into Saturday's game.


The Commodores continued to battle back in the fourth quarter, putting up 21 unanswered points to cut the Longhorns' lead to three. Vanderbilt's inside kick attempt in the closing seconds was unsuccessful, however, and Texas held on to win the game by a score of 34-31.

Next up, the Commodores return home to host Auburn for their homecoming game. Kickoff is set for 3 p.m. on the SEC Network.

TEAM STATS

		V
First Downs	23	25
Rushing Yards	100	58
Passing Yards	328	365
Total Offense	428	423
Punts-Yards	1-25	2-102
Kickoffs-Yards	7-435	4-187
Possession Time	29:01	30:59
Third Down	7-11	7-13
Fourth Down	0-0	2-2
Red Zone Scores-Chances (TD)	5-5 (3)	2-3 (2)
Sacks By (Number-Yards)	6-39	0-0
PAT	4-4	2-2
2-pt Conversions	0-0	1-2
Field Goals	2-3	1-2
Points off Turnovers	3	0

INDIVIDUAL LEADERS



		V
Passing (Yds/C-A-I-TD)	Manning 328/25-33-0-3	Pavia 365/27-38-0-3
Rushing (Att-Yds-TD)	Wisner 18-75-1	Pavia 14-43-1
	Baxter 7-22-0	Alexander 5-11-0
Receiving (Rec-Yds-TD)	Mosley V 7-69-1	Stowers 7-146-2
	Moore Jr. 3-49-0	Sherrill 5-83-0
Tackles (Solo-Tot)	Williams Jr. 5-8	Sewell 4-8
	Guilbeau 2-6	Rinaldi 3-8
Sacks (No-Yds)	Burke 2.0-20	
	Simmons 1.0-9	
	Hill Jr. 1.0-7	
	Spence 1.0-2	



GAME 13 | VUFB NOTES

GAME RECAPS

GAME 10 Auburn @ Vandy

	1	2	3	4	OT	TOT
	7	13	10	8	0	38
	0	10	14	14	7	45

DATE Nov. 8 SITE FirstBank Stadium (Nashville, Tenn.)

KICKOFF 3:05 p.m. END 7:00 p.m. ELAPSED 3:54

ATTENDANCE 35,000 WEATHER Sunny 74F / Wind SE 5 MPH

TIGER TAKEDOWN

NASHVILLE, Tenn. — Quarterback Diego Pavia rallied No. 15/16 Vanderbilt from a 17-3 first half deficit to a thrilling 45-38 overtime win over Auburn, earning the Commodores their eighth win of the season at a sold-out FirstBank Stadium on Saturday.

Pavia accounted for a career-best 489 yards of offense, including a career-high 377 yards passing and 112 rushing yards. He became the first Vanderbilt player to register 300 yards passing and 100 yards rushing in program history. Pavia also accounted for four touchdowns – one rushing and three passing. As an offense, Vanderbilt totaled 544 total yards – the most for the program against an SEC opponent since 2016 (608 vs. Tennessee). The 45 points were the most scored against the Auburn defense this year.

Pavia's receivers posted career numbers as well. Tight end Eli Stowers recorded a career-best 12 receptions for 122 yards and wide receiver Tre Richardson recorded 124 receiving yards, including a 57-yard scoring strike, on only three receptions.

Auburn carried a 20-10 halftime lead before Vanderbilt came roaring back to take a 31-30 advantage early in the fourth quarter. The Tigers would equalize the score at 38 with 5:27 remaining in regulation, setting the stage for overtime.

Vanderbilt took the field first in overtime and Pavia connected with tight end Cole Spence on a jump pass from the 4-yard line to take a 45-38 lead. On Auburn's possession, the Tigers drove to the 12-yard line before failing on a fourth down pass to the end zone.

The Commodore defense was led by linebacker Bryan Longwell (12 tackles) and defensive back Randon Fontenette, who tallied a season-high eight stops. The defense accounted for five stops in the second half and overtime to secure the win.

The win moves Vanderbilt to 8-2, which is the first time registering eight wins in a season since 2013 when the team totaled nine victories. The Commodores are 8-2 through their first 10 games of the season for the first time since 1930. Saturday's win also marked back-to-back seasons beating Auburn for the first since the 1949-50 campaigns.

Vanderbilt will be off next weekend and are back in action on Nov. 22 when Kentucky visits FirstBank Stadium.



TEAM STATS

		
First Downs	34	30
Rushing Yards	210	167
Passing Yards	353	377
Total Offense	563	544
Punts-Yards	3-126	2-86
Kickoffs-Yards	7-452	7-455
Possession Time	29:00	31:02
Third Down	6-13	7-12
Fourth Down	0-1	1-2
Red Zone Scores-Chances (TD)	5-6 (3)	6-6 (5)
Sacks By (Number-Yards)	1.0-2	2.0-14
PAT	3-3	6-6
2-pt Conversions	1-1	0-0
Field Goals	3-3	1-1
Points off Turnovers	3	0

INDIVIDUAL LEADERS

		
Passing (Yds/C-A-I-TD)	Daniels 353/31-44-0-2	Pavia 377/25-33-0-3
Rushing (Att-Yds-TD)	Cobb 16-115-0 Daniels 18-89-2	Pavia 18-112-1 Alexander 10-39-2
Receiving (Rec-Yds-TD)	Singleton Jr. 11-102-1 Coleman 10-143-1	Stowers 12-122-0 Sherrill 4-75-1
Tackles (Solo-Tot)	Atkins 5-9 Harris 5-7 Robinson 4-7	Longwell 7-13 Patterson 2-11 Fontenette 2-8
Sacks (No-Yds)	Atkins 0.5-1 Williams 0.5-1	Heard 1.0-7 Cowan 1.0-7

GAME 11 Kentucky @ Vandy

	1	2	3	4	TOT
	0	3	0	14	17
	3	21	21	0	45

DATE Nov. 22 SITE FirstBank Stadium (Nashville, Tenn.)

KICKOFF 2:36 p.m. END 6:14 p.m. ELAPSED 3:38

ATTENDANCE 35,000 WEATHER Cloudy 65 F / Wind NW 8 MPH

DORES SOAR ON SENIOR DAY

NASHVILLE, Tenn. — Graduate Diego Pavia saved his best performance to date for his final home game as a Commodore at FirstBank Stadium, as the quarterback set the school's single-game passing yards record with 484 yards through the air to lead No. 14-ranked Vanderbilt in a 45-17 victory over Kentucky on Senior Day.

The Albuquerque, New Mexico, native's 484 passing yards vs. Kentucky breaks Whit Taylor's 44-year-old program record of 464 passing yards set at Tennessee during the 1981 season. Pavia also matched his school record for most passing touchdowns in a game with five, equaling his 5-touchdown performance vs. Utah State on Sept. 27. The quarterback posted a career-high 84.6 percent completion percentage, as he connected on 33-of-39 pass attempts. The quarterback also added a team-best 48 rushing yards and a score on the ground to give him six total touchdowns against the Wildcats.

Pavia continues to stay hot to close out the 2025 regular season. He has now thrown for 350-plus yards with four-or-more total touchdowns in each of his last three contests. Since the calendar rolled to November, the quarterback has thrown for 1,226 yards with 11 passing touchdowns with only one interception, while he has added 203 yards on the ground with three rushing touchdowns. His 14 total touchdowns are the most collected by an FBS player in November.

The 28–point victory over the Wildcats pushes Vanderbilt's overall record to 9-2 and 5-2 in SEC play. It is the first time the program has won nine regular-season games since 1915, while it is the school's first 9-win campaign since 2012.

The win marks the first undefeated season at home for the Commodores since 1982. Vandy also recorded its seventh win at home to set a school record for most home victories in a season.



No. 14-ranked Vanderbilt threw for a school-record 539 passing yards, as the Commodores collected 500-plus yards through the air in a game for the first time in program history. Vandy's 539 passing yards are the most a Power 4 school has thrown in a single game this season, while it is the second-most at the FBS level.

The defense also shined against the Wildcats on Senior Day. Vanderbilt collected a season-high three interceptions, with two coming from junior Martell Hight, making him the first Dore since De'Rickey Wright vs. Hawai'i in 2023 to have multiple interceptions in a game. The Dores held an SEC opponent under 20 points for the third time this season, marking the first time since the 2016 campaign the Dores accomplished the feat.



No. 14 Vanderbilt concludes the 2025 regular season on Saturday, as the Commodores head east to take on in-state rival Tennessee. Kickoff against the Volunteers is set for 2:30 p.m. CT and will air live on ESPN.

For more information and exclusive content on the Vanderbilt football team, follow @VandyFootball on Instagram, Facebook and Twitter/X.



TEAM STATS

		
First Downs	18	29
Rushing Yards	31	65
Passing Yards	284	539
Total Offense	315	604
Punts-Yards	6-280	1-55
Kickoffs-Yards	4-229	8-520
Possession Time	23:47	36:13
Third Down	6-15	3-9
Fourth Down	1-1	2-4
Red Zone Scores-Chances (TD)	1-2 (1)	4-5 (3)
Sacks By (Number-Yards)	4-16	2-12
PAT	2-2	6-6
2-pt Conversions	0-0	0-0
Field Goals	1-1	1-1
Points off Turnovers	0	7

INDIVIDUAL LEADERS

		
Passing (Yds/C-A-I-TD)	Boley 280/26-44-2-2 Calzada 4/3-5-1-0	Pavia 484/33-39-1-5 Berlowitz 55/4-5-0-0 Pavia 15-48-1
Rushing (Att-Yds-TD)	McGowan 10-27-0	
Receiving (Rec-Yds-TD)	Rodriguez 6-78-0 Gilmore IV 6-55-0	Sherrill 8-115-1 Richardson 6-159-3
Tackles (Solo-Tot)	Rayner 8-15 Godfrey 5-9	Capers 2-5 Fontenette 2-4
Sacks (No-Yds)	Humphrey-Grace 1.5-9 Smith II 1.0-2	Sydnor 1.0-2 Rinaldi/Sewell 0.5-5

GAME 12 Vandy @ Tennessee

	1	2	3	4	TOT
	7	14	0	3	24
	7	14	10	14	45

DATE Nov. 29 SITE Neyland Stadium (Knoxville, Tenn.)

KICKOFF 3:35 p.m. END 7:09 p.m. ELAPSED 3:33

ATTENDANCE 101,914 WEATHER Cloudy 48 F / Wind South 3 MPH

ROCKY TOPPED

KNOXVILLE, Tenn. — Graduate Diego Pavia and junior Sedrick Alexander spearheaded a dynamic rushing attack to keep No. 14 Vanderbilt's playoff hopes alive, downing No. 19 Tennessee 45-24 at Neyland Stadium on Saturday for the Commodores' first win over the Volunteers since 2018.

Both teams traded blows throughout the opening two quarters in what was the highest combined first half point total since Sept. 27 when Vanderbilt and Utah State combined for 52. After forcing a turnover, Tennessee (8-4, 4-4 SEC) opened the scoring on a 12-play, 80-yard drive capped off by a 2-yard rush from DeSean Bishop. The Dores responded on the ensuing drive behind a 28-yard touchdown run from Alexander, going 75 yards in under three minutes.

Vandy (10-2, 6-2 SEC) grabbed its first lead of the contest in just four plays to start the second quarter. The Commodores moved up 14-7 after junior Makhilyn Young rumbled in from 3 yards out. It was the first score for Young since his 80-yard burst against Missouri on Oct. 25. Bishop gave Tennessee a 21-14 advantage soon after with a 35-yard scoring scamper. Vandy made the score 21-21 in the closing seconds of the first half, going 52 yards in seven plays and finished off by a Pavia 3-yard touchdown pass to junior Tre Richardson. Richardson now has three straight games with a score.



The Commodores leaned on the run game coming out of halftime, generating 91 rushing yards across its first two drives en route to two scores. Alexander again found pay dirt for his eighth career multi-score game, and junior Brock Taylor drilled a 35-yard field goal with 2:12 remaining in the third. The black and gold have scored on the opening drive of the third quarter in three consecutive games, and in total have outscored opponents 114-40 in the third quarter this season.

Pavia took a designed run to the house from 24 yards out to give Vanderbilt a 38-24 lead with 8:55 left in the game. Vandy punched in the dagger moments later on another Alexander touchdown. His three-score performance is a career high and is tied for the third-most rushing touchdowns in a game in program history. The Vols were held out of the endzone in the second half.


Pavia outgained the entirety of Tennessee's team in yardage, throwing for 268 yards and rushing for 165 compared to the Volunteers' 382 yards of total offense. It was Pavia's career high in rushing yards. Alexander finished the day with 115 yards on the ground on just 10 carries, setting his career best in rushing yards as well. The Dores rushed for a season-high 314 combined yards, their most since going for 404 against Hawai'i in 2022 and their most against an SEC opponent since at least 1996. Vanderbilt's six SEC wins are the most in the program's record book, while the victory capped the first 10-win season for the Dores across their 135-year history.

The Commodores await the announcement of the College Football Playoff field on Dec. 7. For more information and exclusive content on the Vanderbilt football team, follow @VandyFB on Instagram, Facebook and Twitter/X.

TEAM STATS

		
First Downs	21	27
Rushing Yards	83	314
Passing Yards	299	268
Total Offense	382	582
Punts-Yards	4-177	1-35
Kickoffs-Yards	5-322	8-505
Possession Time	25:01	34:59
Third Down	12-19	7-10
Fourth Down	0-2	0-0
Red Zone Scores-Chances (TD)	2-3 (1)	4-5 (3)
Sacks By (Number-Yards)	1-3	4-35
PAT	6-6	3-3
2-pt Conversions	0-0	0-0
Field Goals	1-1	1-1
Points off Turnovers	14	0

INDIVIDUAL LEADERS

		
Passing (Yds/C-A-I-TD)	Aguilar 299/29-44-0-1	Pavia 268/18-28-2-1
Rushing (Att-Yds-TD)	Bishop 20-97-2	Pavia 20-165-1 Alexander 10-115-3
Receiving (Rec-Yds-TD)	Brazzell II 6-91-1 Davis 7-85-0	Sherrill 3-76-0 Richardson 6-75-1
Tackles (Solo-Tot)	Terrentine 4-10 Farooq 3-9	Fontenette 5-8 K. Taylor 7-7
Sacks (No-Yds)	Carter 0.5-2 Telander 0.5-1	Longwell 1.5-10 Wood 1.0-14 Zunk 1.0-9



THE RECORD WHEN...

	Lea		2024		2025	
	W	L	W	L	W	L
Overall	26	35	7	6	10	2
Home	16	17	4	3	7	0
Away	9	18	2	3	3	2
Neutral	1	0	1	0	0	0
In overtime	2	1	1	1	1	0
Coming off a win (immediately preceding week)	12	11	3	3	7	2
Coming off a loss (immediately preceding week)	7	17	1	2	1	0
Coming off an open date (immediately preceding week)	2	6	1	1	1	0
Season Opener	4	1	1	0	1	0
Postseason	1	0	1	0	0	0
vs. AP Top 25	5	17	1	3	4	2
as AP Top 25	7	4	0	2	7	2
Both teams are in the AP Top 25	3	3	0	1	3	2
Neither team is in the AP Top 25	15	17	6	2	2	0
Team is ranked higher	5	2	0	2	5	1
Opponent is ranked higher	3	15	1	3	2	1
vs. In-State Opponents	1	5	0	1	1	0
In August	4	0	1	0	1	0
In September	9	11	1	2	4	0
In October	6	12	3	1	2	1
In November	6	12	1	3	3	1
In December	1	0	1	0	0	0
On SEC Network	9	26	3	4	3	0
On ABC	1	3	0	1	1	2
On CBS	0	1	0	0	0	0
On ESPN	5	0	2	0	3	0
On ESPN2	0	1	0	0	0	0
On ESPNU	2	1	0	0	1	0
On CBS Sports Network	4	2	1	0	0	0
On ACC Network	1	1	0	0	1	0
On SEC Network +/-ESPN+	4	2	1	1	1	0
On Linear Television	22	33	6	5	9	2
On Streaming Platforms (exclusively)	4	2	1	1	1	0
Morning/Afternoon Games	14	24	4	4	6	2
Night Games (6 p.m. local or later)	12	11	3	2	4	0
Decided by three points or fewer	3	6	0	2	0	1
Decided by eight points or fewer	11	5	4	3	3	0
Scoring first	12	9	6	4	3	1
Opponent scores first	14	26	1	2	7	1
Leading at halftime	19	4	6	1	6	0
Tied at halftime	3	1	1	0	2	1
Trailing at halftime	4	30	0	5	2	1
Leading after three quarters	24	0	6	0	9	0
Tied after three quarters	1	1	1	1	0	0
Trailing after three quarters	1	34	0	5	1	2
Scoring 40+ points	12	0	2	0	7	0
Scoring 30-39 points	8	3	2	1	2	1
Scoring 20-29 points	4	5	2	3	0	0
Scoring 0-19 points	2	27	1	2	1	1
Allowing 40+ points	0	14	0	0	0	0
Allowing 30-39 points	4	15	1	3	2	2
Allowing 20-29 points	12	5	2	3	4	0
Allowing 0-19 points	10	1	4	0	4	0
Outrushing opponent	17	5	4	1	8	1
Getting outrushed	9	30	3	5	2	1
Passing for more yards	11	7	2	1	6	1
Passing for fewer yards	15	28	5	5	4	1
Passing yards tied	0	0	0	0	0	0
Outgaining opponent	14	3	3	0	7	0
Outgained by opponent	12	32	4	6	3	2
Winning time of possession	21	16	7	0	8	1
Losing time of possession	5	19	0	6	2	1
Scoring a defensive or special teams TD	7	4	2	1	1	0
Allowing a defensive or special teams TD	0	8	0	0	0	0
Fewer penalty yards	14	23	4	3	6	0
More penalty yards	10	11	2	3	4	1
Penalty yards tied	2	1	1	0	0	1
Winning turnover battle	12	11	5	1	4	0
Losing turnover battle	5	14	0	1	3	2
Turnovers even	9	10	2	4	3	0
Having a 100-yard rusher	7	5	1	0	2	0
Having a 200-yard passer	12	10	1	1	6	1
Having a 100-yard receiver	7	8	2	1	2	1
Having a QB rush for 100 yards	5	1	1	0	2	0
Allowing a 100-yard rusher	4	14	3	3	1	1
Allowing a 200-yard passer	12	28	4	6	4	2
Allowing a 100-yard receiver	7	15	0	2	2	0
Allowing a QB to rush for 100 yards	0	0	0	0	0	0

STARTER SHEET *includes previous school(s)

OFFENSE					Pos.	2025	Streak	Career	DEFENSE					Pos.	2025	Streak	Career
Bryce Henderson	OL	12	32*	46*					Zaylin Wood	DL	4	0	37*				
Diego Pavia	QB	12	40*	40*					Marlon Jones	CB	1	0	30*				
Chase Mitchell	OL	12	39*	39*					Martel Hight	CB	10	1	29				
Jordan White	OL	12	12	37*					Bryan Longwell	LB	12	25	27				
Isaia Glass	OL	12	12	36*					Kolbey Taylor	CB	12	13	27*				
Sedrick Alexander	RB	12	31	31					Miles Capers	EDGE	12	18	26				
Junior Sherrill	WR	10	2	23					Khordae Sydnor	DL	12	22	24				
Tre Richardson	WR	11	2	21*					Randon Fontenette	STAR	12	12	23				
Cole Spence	TE	10	1	21					Langston Patterson	LB	12	18	23				
Eli Stowers	TE	5	0	13					CJ Heard	S	12	16*	18*				
Cade McConnell	OL	12	12	12					Yilanan Outtara	DL	1	0	17				
Gabe Fisher	FB	6	3	9					Mark Davis	CB	1	0	15*				
Emmanuel Adebisi	TE	4	0	7					Marlen Sewell	S	12	12	14				
Richie Hoskins	WR	2	0	7					Glenn Seabrooks III	DL	11	10	11				
Kevo Wesley	OL	0	0	6					Trudell Berry	CB	0	0	7				
AJ Newberry	RB	0	0	1					Jaylin Lackey	CB	0	0	5				
									Joshua Singh	DL	6	6	6				
									Nick Rinaldi	LB	0	0	2				
									Aaron Bryant	DL	1	0	1				
									Bryce Cowan	LB	0	0	1				
									Bradley Mann	DL	1	0	1				
									Linus Zunk	DL	0	0	1				

STARTERS BY POSITION at Vandy only

Pos.	OFFENSE	Career	Pos.	DEFENSE	Career
QB	Diego Pavia	25	DE	Khordae Sydnor	23
RB	Sedrick Alexander	31		Yilanan Ouattara	4
	AJ Newberry	1		Miles Capers	2
FB	Gabe Fisher	1		Linus Zunk	1
WR	Junior Sherrill	23	DT	Yilanan Ouattara	13
	Tre Richardson	11		Glenn Seabrooks III	11
	Richie Hoskins	7		Zaylin Wood	7
TE	Cole Spence	21		Joshua Singh	6
	Eli Stowers	10		Aaron Bryant	1
	Gabe Fisher	8		Bradley Mann	1
	Emmanuel Adebisi	5	RZ	Miles Capers	24
QT	Isaia Glass	12		Nick Rinaldi	1
QG	Cade McConnell	12	LB	Bryan Longwell	27
	Kevo Wesley	5		Langston Patterson	23
C	Jordan White	12		Bryce Cowan	1
SG	Chase Mitchell	12		Nick Rinaldi	1
LG	Kevo Wesley	1	STAR	Randon Fontenette	23
ST	Chase Mitchell	13	CB	Martel Hight	29
	Bryce Henderson	12		Kolbey Taylor	18
				Trudell Berry	7
				Jaylin Lackey	5
				Mark Davis	1
				Marlon Jones	1
			S	Marlen Sewell	14
				CJ Heard	12



DORE DETAILS

Game	Captains @ Toss	Toss Win	VU Kick/Receive	Helmet	Jersey	Pants	Vandy 1st Poss.	Opp. 1st Poss.	Length	Result
Charleston Southern	Fontenette, Hoskins, Sewell, Stowers	CSU	Receive	Gold	Black	Black	TD (8/75, 4:47)	Punt (3/-3, 1:42)	3:15	W, 45-3
at Virginia Tech	Ouattara, Pavia, Patterson, Sydnor	Vandy	Kick	Gold	White	White	Int (5/19, 2:38)	FG (15/64, 7:49)	3:23	W, 44-20
at South Carolina	Fontenette, Hoskins, Patterson, Sydnor	S Carolina	Receive	White	White	White	TD (9/73, 5:22)	TD (7/75, 3:35)	3:08	W, 31-7
Georgia State	Ouattara, Sewell, Sydnor	Vandy	Kick	Black	Black	White	TD (8/75, 4:32)	FG (8/41, 4:36)	3:48	W, 70-21
Utah State	Fontenette, Hoskins, Sydnor, White	Vandy	Kick	White	Black	Black	Punt (3/4, 1:56)	Punt (3/4, 1:24)	3:20	W, 55-35
at Alabama	Fontenette, Patterson, Stowers, White	Vandy	Kick	Black	White	White	TD (6/93, 3:13)	Int/Downs (8/68, 5:07)	3:43	L, 14-30
LSU	Hoskins, Pavia, Sydnor, White	Vandy	Kick	Gold	Black	Black	TD (9/57, 5:44)	FG (12/44, 5:28)	3:15	W, 31-24
Missouri	Fontenette, Pavia, Patterson, Sydnor	Missouri	Kick	White	Black	White	Punt (6/19, 3:52)	Punt (3/3, 0:58)	3:30	W, 17-10
at Texas	Fontenette, Sewell, Stowers, White	Vandy	Kick	Gold	White	White	Fumble (4/4, 2:03)	TD (1/75, 0:11)	3:29	L, 31-34
Auburn	Hoskins, Pavia, Sewell, Sydnor	Auburn	Receive	White	Black	Black	Punt (5/22, 3:45)	TD (13/89, 5:30)	3:54	W, 45-38 (ot)
Kentucky	Patterson, Pavia, Sewell, Stowers	Vandy	Kick	Gold	Black	Black	FG (15/53, 9:48)	Punt (6/13, 4:07)	3:38	W, 45-17
at Tennessee	Fontenette, Hoskins, Patterson, Sydnor	Vandy	Kick	White	White	Black	Int (10/51, 5:16)	Punt (3/5, 1:20)	3:33	W, 45-24

OFFENSIVE STARTING LINEUPS

Game	QB	RB	WR/TE	WR/TE	WR/TE	TE	QT	QG	C	SG	ST
Charleston Southern	Pavia	Alexander	Richardson	Sherrill	Hoskins	Spence	Glass	McConnell	White	Mitchell	Henderson
at Virginia Tech	Pavia	Alexander	Richardson	Sherrill	Stowers	Spence	Glass	McConnell	White	Mitchell	Henderson
at South Carolina	Pavia	Alexander	Richardson	Sherrill	Adebi	Spence	Glass	McConnell	White	Mitchell	Henderson
Georgia State	Pavia	Alexander	Richardson	Adebi	G. Fisher	Spence	Glass	McConnell	White	Mitchell	Henderson
Utah State	Pavia	Alexander	Richardson	Sherrill	Hoskins	Stowers	Glass	McConnell	White	Mitchell	Henderson
at Alabama	Pavia	Alexander	Richardson	Sherrill	Stowers	Spence	Glass	McConnell	White	Mitchell	Henderson
LSU	Pavia	Alexander	Richardson	Sherrill	G. Fisher	Spence	Glass	McConnell	White	Mitchell	Henderson
Missouri	Pavia	Alexander	Richardson	Sherrill	G. Fisher	Spence	Glass	McConnell	White	Mitchell	Henderson
at Texas	Pavia	Alexander	Richardson	Sherrill	Stowers	Spence	Glass	McConnell	White	Mitchell	Henderson
Auburn	Pavia	Alexander	G. Fisher	Adebi	Stowers	Spence	Glass	McConnell	White	Mitchell	Henderson
Kentucky	Pavia	Alexander	Richardson	Sherrill	G. Fisher	Adebi	Glass	McConnell	White	Mitchell	Henderson
at Tennessee	Pavia	Alexander	Richardson	Sherrill	G. Fisher	Spence	Glass	McConnell	White	Mutchell	Henderson

DEFENSIVE STARTING LINEUPS

Game	DE	DT	DT	Razor	LB	LB	Star	S	S	CB	CB
Charleston Southern	Sydnor	Wood	Seabrooks III	Capers	Patterson	Longwell	Fontenette	Sewell	Heard	K. Taylor	Hight
at Virginia Tech	Sydnor	Ouattara	Wood	Capers	Patterson	Longwell	Fontenette	Sewell	Heard	K. Taylor	Hight
at South Carolina	Sydnor	Bryant	Seabrooks III	Capers	Patterson	Longwell	Fontenette	Sewell	Heard	K. Taylor	Hight
Georgia State	Sydnor	Wood	Seabrooks	Capers	Patterson	Longwell	Fontenette	Sewell	Heard	K. Taylor	Hight
Utah State	Sydnor	Wood	Seabrooks III	Capers	Patterson	Longwell	Fontenette	Sewell	Heard	K. Taylor	M. Jones
at Alabama	Sydnor	Mann	Seabrooks III	Capers	Patterson	Longwell	Fontenette	Sewell	Heard	K. Taylor	Hight
LSU	Sydnor	Singh	Seabrooks III	Capers	Patterson	Longwell	Fontenette	Sewell	Heard	K. Taylor	Hight
Missouri	Sydnor	Singh	Seabrooks III	Capers	Patterson	Longwell	Fontenette	Sewell	Heard	K. Taylor	Hight
at Texas	Sydnor	Singh	Seabrooks III	Capers	Patterson	Longwell	Fontenette	Sewell	Heard	K. Taylor	Hight
Auburn	Sydnor	Singh	Seabrooks III	Capers	Patterson	Longwell	Fontenette	Sewell	Heard	K. Taylor	Hight
Kentucky	Sydnor	Singh	Seabrooks III	Capers	Patterson	Longwell	Fontenette	Sewell	Heard	K. Taylor	Davis
at Tennessee	Sydnor	Singh	Seabrooks III	Capers	Patterson	Longwell	Fontenette	Sewell	Heard	K. Taylor	Hight

GAME-BY-GAME LEADERS

Game	Rushes		Rush Yards		Receptions		Receiving Yards		Tackles		Sacks		Tackles for Loss	
Charleston Southern	Alexander	12	Alexander	83	Richardson	5	Stowers	86	Cowan	5	Bray/Capers/Wood	1.0	Capers	2.5
at Virginia Tech	Pavia	11	Young	95	Stowers	4	Coleman/Richardson	54	Rinaldi	6	Heard/Rinaldi/Sydnor	1.0	Rinaldi	2.5
at South Carolina	Alexander	13	Lassiter	44	Hight/Richardson	4	Stowers	45	Heard	12	Cowan/Rinaldi	1.0	Rinaldi	2.5
Georgia State	Pavia	9	Pavia	86	Stowers	5	Stowers	73	Six individuals with 4		Capers	1.5	Capers	2.5
Utah State	Pavia	9	Pavia	79	Richardson/Sherrill/Stowers	6	Sherrill	91	Sewell	7	Zunk	2.0	Capers	2.5
at Alabama	Pavia	12	Alexander	76	Sherrill	6	Sherrill	49	Heard/Longwell	8	Four individuals with	1.0	Singh	2.0
LSU	Pavia	17	Pavia	86	Spence	5	Spence	56	Patterson	5	Koht/Wood	1.0	Singh	1.5
Missouri	Alexander	10	Young	86	Stowers	4	Richardson	58	Longwell	13	Koht	1.0	Fontenette/Heard/Koht	1.0
at Texas	Pavia	14	Pavia	43	Stowers	7	Stowers	146	Rinaldi/Sewell	8	—	—	Longwell	1.0
Auburn	Pavia	18	Pavia	112	Stowers	12	Richardson	124	Longwell	13	Cowan/Heard	1.0	Cowan/Davis/Heard	1.0
Kentucky	Pavia	15	Pavia	48	Sherrill	8	Richardson	159	Capers	5	Sydnor	1.0	Four individuals with	1.0
at Tennessee	Pavia	20	Pavia	165	Richardson	6	Sherrill	76	Fontenette	8	Four individuals with	1.0	Longwell	1.5



TURNOVER BATTLE
 Vanderbilt

Game	Fumbles (lost)	Interceptions	Total TOs	Opp. Points Off TO
Charleston Southern	1 (0)	0	0	0
at Virginia Tech	1 (1)	1	2	14
at South Carolina	1 (0)	1	1	0
Georgia State	0 (0)	0	0	0
Utah State	0 (0)	1	1	0
at Alabama	1 (1)	1	2	10
LSU	0 (0)	0	0	0
Missouri	0 (0)	1	1	0
at Texas	1 (1)	0	1	3
Auburn	1 (1)	0	1	3
Kentucky	0 (0)	1	1	0
at Tennessee	1 (0)	2	2	14
TOTAL	7 (4)	8	12	44

THIRD DOWNS
 Vanderbilt

Game	1-3	4-6	7-9	10-14	15-19	20+	Tot	Pct.
Charleston Southern	3-3	2-3	0-2	1-1	0-0	0-0	6-9	66.7
at Virginia Tech	0-0	1-2	3-3	1-2	0-0	0-0	5-7	71.4
at South Carolina	1-2	3-4	1-3	0-2	0-0	1-1	6-12	50.0
Georgia State	3-4	1-1	1-2	1-2	0-1	0-0	6-10	60.0
Utah State	3-3	2-3	0-2	0-0	0-0	0-0	5-8	62.5
at Alabama	2-3	1-2	1-3	1-2	0-0	0-1	5-11	45.5
LSU	2-6	2-3	2-2	0-2	0-0	0-0	6-13	46.2
Missouri	0-1	1-3	2-3	0-1	0-1	0-1	3-10	30.0
at Texas	2-2	3-4	0-2	2-5	0-0	0-0	7-13	53.8
Auburn	3-4	2-4	2-4	0-0	0-0	0-0	7-12	58.3
Kentucky	0-3	2-3	1-1	0-1	0-0	0-1	3-9	33.3
at Tennessee	4-4	3-3	0-0	0-1	0-2	0-0	7-10	70.0
TOTAL	23-35	23-35	13-27	6-19	0-4	1-4	66-124	
	65.7	65.7	48.1	31.6	0.0	25.0	53.2	

DRIVE CHARTS
 Vanderbilt

Game	Drives	3 & Out	Pct.	Scores	Pct.	TD	Pct.
Charleston Southern	10	0	0.0	7	70.0	6	60.0
at Virginia Tech	10	0	0.0	7	70.0	6	60.0
at South Carolina	11	2	18.2	5	45.5	4	36.4
Georgia State	12	0	0.0	9	75.0	9	75.0
Utah State	12	2	16.7	9	75.0	7	58.3
at Alabama	9	1	11.1	2	22.2	2	22.2
LSU	9	1	11.1	5	55.6	4	44.4
Missouri	9	4	44.4	3	33.3	2	22.2
at Texas	9	1	11.1	5	55.6	4	44.4
Auburn	11	1	9.1	7	63.6	6	54.5
Kentucky	11	1	9.1	7	63.6	6	54.5
at Tennessee	11	0	0.0	7	63.6	6	54.5
TOTAL	124	13	10.5	73	58.9	62	50.0

OPENING DRIVES
 First Half

Game	Vanderbilt			Opponent		
	Pts	Pl-Yd	TOP	Pts	Pl-Yd	TOP
Charleston Southern	7	8-75	4:47	0	3-(-3)	1:42
at Virginia Tech	0	5-19	2:38	3	15-64	7:49
at South Carolina	7	9-73	5:22	7	7-75	3:35
Georgia State	7	8-75	4:32	3	8-41	4:36
Utah State	0	3-4	1:56	0	3-4	1:24
at Alabama	7	6-93	3:13	0	8-68	5:07
LSU	7	9-57	5:44	3	12-44	5:28
Missouri	0	6-19	3:52	0	3-3	0:58
at Texas	0	4-4	2:03	7	1-75	0:11
Auburn	0	5-22	3:45	7	13-89	5:30
Kentucky	3	15-53	9:48	0	6-13	4:07
at Tennessee	0	10-51	5:16	0	3-5	1:20
TOTAL	38	88-545	52:56	30	82-478	41:47

Opponents

Game	Fumbles (lost)	Interceptions	Total TOs	Vandy Points Off TO
Charleston Southern	1 (1)	1	2	10
at Virginia Tech	1 (1)	0	1	0
at South Carolina	3 (2)	2	4	7
Georgia State	1 (1)	0	1	7
Utah State	2 (1)	0	1	0
at Alabama	0 (0)	1	1	7
LSU	0 (0)	0	0	0
Missouri	1 (1)	0	1	7
at Texas	0 (0)	0	0	0
Auburn	2 (0)	0	0	0
Kentucky	0 (0)	3	3	0
at Tennessee	2 (0)	0	0	0
TOTAL	13 (7)	7	14	38

Opponents

Game	1-3	4-6	7-9	10-14	15-19	20+	Tot	Pct.
Charleston Southern	3-3	0-3	0-3	0-1	0-2	0-1	3-13	23.1
at Virginia Tech	5-7	1-1	0-2	0-2	0-0	0-2	6-14	42.9
at South Carolina	1-2	1-2	2-5	0-2	0-0	0-1	4-12	33.3
Georgia State	2-2	1-3	1-4	2-5	0-2	0-0	6-16	37.5
Utah State	1-1	2-4	2-4	0-4	0-0	0-1	5-14	35.7
at Alabama	4-5	2-5	1-3	0-0	0-1	0-1	7-15	46.7
LSU	2-2	2-3	0-2	1-3	0-0	0-1	5-11	45.5
Missouri	4-6	0-1	0-3	0-5	1-1	0-0	5-16	31.3
at Texas	3-3	3-4	1-2	0-0	0-2	0-0	7-11	63.6
Auburn	1-1	3-3	1-5	0-3	1-1	0-0	6-13	46.2
Kentucky	3-5	2-5	0-0	1-5	0-0	0-0	6-15	40.0
at Tennessee	7-8	2-4	1-1	2-5	0-0	0-1	12-19	63.2
TOTAL	36-45	19-38	9-34	6-35	2-9	0-8	72-169	
	80.0	50.0	26.5	17.1	22.2	0.0	42.6	

Opponents

Game	Drives	3 & Out	Pct.	Scores	Pct.	TD	Pct.
Charleston Southern	10	7	70.0	1	10.0	0	0.0
at Virginia Tech	10	4	40.0	4	40.0	2	20.0
at South Carolina	10	1	10.0	1	10.0	1	10.0
Georgia State	13	4	30.8	4	30.8	3	23.1
Utah State	12	5	41.7	5	41.7	5	41.7
at Alabama	9	1	11.1	6	66.7	3	33.3
LSU	8	2	25.0	5	62.5	2	25.0
Missouri	10	1	10.0	2	20.0	1	20.0
at Texas	9	0	0.0	6	66.7	4	44.4
Auburn	12	2	16.7	7	58.3	4	33.3
Kentucky	12	4	33.3	3	25.0	2	16.7
at Tennessee	10	2	20.0	4	40.0	3	30.0
TOTAL	125	33	26.4	48	38.4	30	24.0

Second Half

Game	Vanderbilt			Opponent		
	Pts	Pl-Yds	TOP	Pts	Pl-Yds	TOP
Charleston Southern	0	5-12	3:34	0	3-6	1:00
at Virginia Tech	7	11-75	6:58	0	3-9	1:30
at South Carolina	7	4-75	2:20	0	3-9	1:52
Georgia State	0	4-9	1:33	7	5-34	3:16
Utah State	7	11-75	5:28	0	4-9	1:32
at Alabama	0	4-21	2:11	3	6-68	3:34
LSU	7	10-75	5:57	7	5-92	2:03
Missouri	0	3-8	1:33	0	5-19	2:06
at Texas	0	3-3	0:27	7	11-93	5:15
Auburn	7	6-73	1:41	0	3-5	1:55
Kentucky	7	10-75	6:05	0	3-6	1:24
at Tennessee	7	11-75	6:35	0	3-4	0:55
TOTAL	49	82-576	44:22	24	54-354	26:22



Vanderbilt

Longest plays of the season

Type	Yards	Player
Rush	80	Makhilyn Young
Rushing Touchdown	80	Makhilyn Young
Pass	71	Diego Pavia to Tre Richardson
Passing Touchdown	71	Diego Pavia to Tre Richardson
Punt Return	19	Martel Hight
Kick Return	46	Tre Richardson
Interception Return	36	Martel Hight
Fumble Return	7	Miles Capers
Punt	57	Nick Haberer
Field Goal	51	Brock Taylor

35+ Yard Plays *TD

Yds	Player(s)
41	Diego Pavia pass to Eli Stowers
35*	Jamezell Lassiter rush
54*	Diego Pavia pass to Brycen Coleman
62	Makhilyn Young rush
44*	Jamezell Lassiter rush
48	Diego Pavia pass to Eli Stowers
40	Diego Pavia pass to Junior Sherrill
60*	Makhilyn Young rush
43	Blaze Berlowitz rush
35	Whit Muschamp pass to Dominic Rezac
53*	Diego Pavia pass to Richie Hoskins
48	Jamezell Lassiter rush
65*	Sedrick Alexander rush
36	Diego Pavia rush
43	Makhilyn Young rush
37	Diego Pavia pass to Tre Richardson
80*	Makhilyn Young rush
67*	Diego Pavia pass to Eli Stowers
43	Diego Pavia pass to Tre Richardson
57*	Diego Pavia pass to Tre Richardson
71*	Diego Pavia pass to Tre Richardson
56*	Diego Pavia pass to Tre Richardson
37	Diego Pavia pass to Junior Sherrill
37	Diego Pavia pass to Eli Stowers
41	Diego Pavia rush
39*	Sedrick Alexander rush

15+ Yard Rushes *TD

Yds	Player(s)
18	Sedrick Alexander
15	Makhilyn Young
35*	Jamezell Lassiter
21	Sedrick Alexander
21	Tre Richardson
62	Makhilyn Young
15	Richie Hoskins
15	Sedrick Alexander
44*	Jamezell Lassiter
16	Diego Pavia
16*	Diego Pavia
16	Diego Pavia
60*	Makhilyn Young
43	Blaze Berlowitz
33	Diego Pavia
48	Jamezell Lassiter
15*	Makhilyn Young
65*	Sedrick Alexander
36	Diego Pavia
20	Diego Pavia
28	Makhilyn Young
21*	Diego Pavia
43	Makhilyn Young
80*	Makhilyn Young
25*	Diego Pavia
15	Diego Pavia
19	Diego Pavia
28	Diego Pavia
21	Diego Pavia
19	Junior Sherrill
28*	Sedrick Alexander
31	Diego Pavia
17	Sedrick Alexander
41	Diego Pavia
15	Diego Pavia
24*	Diego Pavia
39*	Sedrick Alexander

Opponents

Longest plays of the season

Type	Yards	Player	Opponent
Rush	58	Javen Jacobs	Utah State
Rushing Touchdown	35	DeSean Bishop	Tennessee
Pass	75	Arch Manning to Ryan Wingo	Texas
Passing Touchdown	75	Arch Manning to Ryan Wingo	Texas
Punt Return	12	Ryan Niblett	Texas
Kick Return	43	Nyck Harbor	South Carolina
Interception Return	28	Ty Bryant	Kentucky
Fumble Return			
Punt	62	Reed Chandley	Georgia State
Field Goal	52	Braeden McAlister	Georgia State

35+ Yard Plays *TD

Yds	Player(s)	Opponent
58	Javen Jacobs rush	Utah State
35	Ty Simpson pass to Isaiah Horton	Alabama
54	Ty Simpson pass to Ryan Williams	Alabama
62*	Garrett Nussmeier pass to Zavion Thomas	LSU
51	Caden Durham rush	LSU
36	Matt Zollers pass to Kevin Coleman Jr.	Missouri
75*	Arch Manning pass to Ryan Wingo	Texas
39	Ashton Daniels pass to Malcolm Simmons	Auburn
41*	Cutter Boley pass to J.J. Hester	Kentucky
52*	Joey Aguilar pass to Chris Brazzell II	Tennessee
35*	DeSean Bishop rush	Tennessee

15+ Yard Rushes *TD

Yds	Player(s)	Opponent
27	Kyron Drones	Virginia Tech
16	Rashul Faison	South Carolina
20	Rashod Amos	Georgia State
15	Bryson Barnes	Utah State
18	Bryson Barnes	Utah State
58	Javen Jacobs	Utah State
22	Jam Miller	Alabama
20*	Jam Miller	Alabama
51	Caden Durham	LSU
34	Kevin Coleman Jr.	Missouri
17	Ahmad Hardy	Missouri
15	Ahmad Hardy	Missouri
23	Jeremiah Cobb	Auburn
18	Jeremiah Cobb	Auburn
15	Jeremiah Cobb	Auburn
16*	Ashton Daniels	Auburn
18	DeSean Bishop	Tennessee
15	DeSean Bishop	Tennessee
35*	DeSean Bishop	Tennessee



BIG PLAYS

20+ Yard Passes *TD

Yds	Players
41	Diego Pavia to Eli Stowers
25	Diego Pavia to Tre Richardson
26*	Diego Pavia to Sedrick Alexander
27	Diego Pavia to Eli Stowers
21	Diego Pavia to Junior Sherrill
54*	Diego Pavia to Brycen Coleman
25	Diego Pavia to Tre Richardson
26*	Diego Pavia to Tre Richardson
26	Blaze Berlowitz to Jamezell Lassiter
24	Diego Pavia to Eli Stowers
48	Diego Pavia to Eli Stowers
26	Diego Pavia to Cole Spence
40	Diego Pavia to Junior Sherrill
26	Blaze Berlowitz to Tristen Brown
28	Drew Dickey to Tristen Brown
35	Whit Muschamp to Dominic Rezac
21*	Diego Pavia to Junior Sherrill
30	Diego Pavia to Tre Richardson
27	Diego Pavia to Eli Stowers
53*	Diego Pavia to Richie Hoskins
33	Diego Pavia to Cole Spence
21	Diego Pavia to Cole Spence
25	Diego Pavia to Junior Sherrill
37	Diego Pavia to Tre Richardson
22	Diego Pavia to Richie Hoskins
23	Diego Pavia to Cole Spence
67*	Diego Pavia to Eli Stowers
21	Diego Pavia to Junior Sherrill
27	Diego Pavia to Junior Sherrill
24	Diego Pavia to Tre Richardson
43	Diego Pavia to Tre Richardson
20*	Diego Pavia to Junior Sherrill
29	Diego Pavia to Eli Stowers
57*	Diego Pavia to Tre Richardson
21	Diego Pavia to Junior Sherrill
21	Diego Pavia to Junior Sherrill
71*	Diego Pavia to Tre Richardson
56*	Diego Pavia to Tre Richardson
37	Diego Pavia to Junior Sherrill
32*	Diego Pavia to Richie Hoskins
21	Diego Pavia to Junior Sherrill
27	Blaze Berlowitz to Cole Spence
20	Diego Pavia to Tre Richardson
24	Diego Pavia to Makhilyn Young
24	Diego Pavia to Junior Sherrill
32	Diego Pavia to Junior Sherrill
37	Diego Pavia to Eli Stowers
23	Diego Pavia to Junior Sherrill
28	Diego Pavia to Tre Richardson

Opponent
Charleston Southern
Charleston Southern
Charleston Southern
Charleston Southern
Virginia Tech
Virginia Tech
Virginia Tech
Virginia Tech
Virginia Tech
South Carolina
Georgia State
Georgia State
Georgia State
Georgia State
Georgia State
Utah State
Utah State
Utah State
Utah State
Alabama
LSU
LSU
Missouri
Texas
Texas
Texas
Texas
Auburn
Auburn
Auburn
Auburn
Kentucky
Kentucky
Kentucky
Kentucky
Kentucky
Kentucky
Tennessee
Tennessee
Tennessee
Tennessee
Tennessee
Tennessee
Tennessee

20+ Yard Passes *TD

Yards	Players
22	Kyron Drones to Donavon Greene
33	Kyron Drones to Tucker Holloway
33	LaNorris Sellers to Jordan Dingle
26	LaNorris Sellers to Nyck Harbor
24	Luke Doty to Donovan Murph
20	Luke Doty to Vandrevius Jacobs
32*	TJ Finley to DJ Riles
25	Bryson Barnes to Broc Lane
24	Bryson Barnes to Javen Jacobs
22	Jacob Conover to Broc Lane
35	Ty Simpson to Isaiah Horton
27*	Ty Simpson to Germie Bernard
54	Ty Simpson to Ryan Williams
30	Ty Simpson to Lotzeir Brooks
20	Ty Simpson to Germie Bernard
24*	Garrett Nussmeier to Trey'Dez Green
62*	Garrett Nussmeier to Zavion Thomas
21	Beau Pribula to Kevin Coleman Jr.
36	Matt Zollers to Kevin Coleman Jr.
75*	Arch Manning to Ryan Wingo
29	Arch Manning to DeAndre Moore Jr.
39	Ashton Daniels to Malcolm Simmons
32	Ashton Daniels to Cam Coleman
21	Ashton Daniels to Cam Coleman
26	Ashton Daniels to Cam Coleman
23*	Ashton Daniels to Cam Coleman
41*	Cutter Boley to J.J. Hester
20	Cutter Boley to Willie Rodriguez
20	Cutter Boley to Cameron Miller
52*	Joey Aguilar to Chris Brazzell II
20	Joey Aguilar to Ethan Davis

Opponent
Virginia Tech
Virginia Tech
South Carolina
South Carolina
South Carolina
South Carolina
Georgia State
Utah State
Utah State
Utah State
Alabama
Alabama
Alabama
Alabama
LSU
LSU
Missouri
Missouri
Texas
Texas
Auburn
Auburn
Auburn
Auburn
Auburn
Kentucky
Kentucky
Kentucky
Tennessee
Tennessee



SCORING DRIVES
 Vanderbilt

Game	Qtr	Pts	Plays	Yds	TOP
CSU	1	7	8	75	4:47
CSU	1	7	4	53	1:32
CSU	2	7	14	89	7:45
CSU	2	7	5	64	1:51
CSU	3	7	4	21	2:27
CSU	4	3	8	28	3:43
CSU	4	7	4	59	2:12
VT	2	7	2	75	0:15
VT	2	3	12	64	6:51
VT	3	7	11	75	6:58
VT	3	6	7	75	5:26
VT	4	7	8	56	4:30
VT	4	7	3	72	1:39
VT	4	7	7	31	2:21
SC	1	7	9	73	5:22
SC	2	7	12	76	5:59
SC	3	7	4	75	2:20
SC	4	3	6	18	3:48
SC	4	7	5	37	2:29
GSU	1	7	8	75	4:32
GSU	1	7	4	71	1:31
GSU	1	7	3	35	1:23
GSU	2	7	10	52	5:56
GSU	2	7	6	69	1:16
GSU	2	7	7	83	0:53
GSU	3	7	2	64	0:47
GSU	4	7	6	70	3:07
GSU	4	7	5	41	2:16
USU	1	7	9	59	6:07
USU	2	7	8	65	5:08
USU	2	7	6	58	2:14
USU	2	7	3	60	0:23
USU	2	3	2	33	0:15
USU	3	7	11	75	5:28
USU	3	3	8	21	3:47
USU	3	7	5	89	2:03
USU	4	7	6	75	3:02
UA	1	7	6	93	3:13
UA	2	7	10	38	4:23
LSU	1	7	9	57	5:44
LSU	2	7	14	75	8:58
LSU	2	3	7	50	0:37
LSU	3	7	10	75	5:57
LSU	3	7	10	75	6:25
MIZ	2	3	8	55	3:06
MIZ	3	7	1	80	0:13
MIZ	4	7	9	44	5:10
TEX	2	3	9	53	5:44
TEX	2	7	13	75	6:51
TEX	4	6	8	77	4:55
TEX	4	8	1	67	0:10
TEX	4	7	12	89	2:31
AUB	2	3	13	70	7:15
AUB	2	7	3	75	0:37
AUB	3	7	6	73	1:41
AUB	3	7	4	75	1:38
AUB	4	7	5	75	2:04
AUB	4	7	10	68	4:04
AUB	OT	7	3	25	—
UK	1	3	13	53	9:48
UK	2	7	4	86	1:01
UK	2	7	7	60	2:46
UK	2	7	3	75	0:21
UK	3	7	10	75	6:05
UK	3	7	10	75	4:17
UK	3	7	2	69	0:31
TENN	1	7	6	75	2:50
TENN	2	7	4	78	2:14
TENN	2	7	7	52	3:12
TENN	3	7	11	75	6:35
TENN	3	3	8	58	5:11
TENN	4	7	6	70	3:30
TENN	4	7	3	50	1:34

Scoring Play
Barnett 9-yard pass from Pavia (B. Taylor kick)
Sherill 12-yard pass from Pavia (B. Taylor kick)
Newberry 4-yard rush (B. Taylor kick)
Alexander 26-yard pass from Pavia (B. Taylor kick)
Young 4-yard rush (B. Taylor kick)
B. Taylor 35-yard field goal
Lassiter 35-yard rush (Rohmiller kick)
Coleman 54-yard pass from Pavia (B. Taylor kick)
B. Taylor 29-yard field goal
Young 1-yard rush (B. Taylor kick)
Richardson 26-yard pass from Pavia (kick failed)
Alexander 18-yard rush (B. Taylor kick)
Alexander 6-yard rush (B. Taylor kick)
Stowers 9-yard pass from Berlowitz (B. Taylor kick)
Alexander 18-yard pass from Pavia (B. Taylor kick)
Sherill 5-yard pass from Pavia (B. Taylor kick)
Lassiter 44-yard rush (B. Taylor kick)
B. Taylor 51-yard field goal
Alexander 2-yard rush (B. Taylor kick)
Alexander 2-yard rush (B. Taylor kick)
Pavia 16-yard rush (B. Taylor kick)
Sherill 8-yard rush (B. Taylor kick)
Newberry 2-yard rush (B. Taylor kick)
Newberry 8-yard rush (B. Taylor kick)
Alexander 10-yard pass from Pavia (B. Taylor kick)
Young 60-yard rush (B. Taylor kick)
Berlowitz 7-yard rush (B. Taylor kick)
Dickey 9-yard rush (Rohmiller kick)
Sherill 21-yard pass from Pavia (B. Taylor kick)
Pavia 6-yard rush (B. Taylor kick)
Sherill 18-yard pass from Pavia (B. Taylor kick)
Sherill 18-yard pass from Pavia (B. Taylor kick)
B. Taylor 46-yard field goal
Stowers 10-yard pass from Pavia (B. Taylor kick)
B. Taylor 31-yard field goal
Hoskins 53-yard pass from Pavia (B. Taylor kick)
Young 15-yard rush (Dewers kick)
Alexander 65-yard rush (B. Taylor kick)
Alexander 4-yard pass from Pavia (B. Taylor kick)
Pavia 1-yard run (B. Taylor kick)
Alexander 1-yard rush (B. Taylor kick)
B. Taylor 46-yard field goal
Spence 1-yard pass from Pavia (B. Taylor kick)
Pavia 21-yard run (B. Taylor kick)
B. Taylor 38-yard field goal
Young 80-yard run (B. Taylor kick)
Pavia 1-yard run (B. Taylor kick)
B. Taylor 44-yard field goal
Stowers 18-yard pass from Pavia (B. Taylor kick)
Pavia 25-yard run (pass failed)
Stowers 67-yard pass from Pavia (Sherrill pass from Pavia)
Hoskins 8-yard pass from Pavia (B. Taylor kick)
B. Taylor 23-yard field goal
Sherill 20-yard pass from Pavia (B. Taylor kick)
Alexander 4-yard run (B. Taylor kick)
Richardson 57-yard pass from Pavia (B. Taylor kick)
Pavia 7-yard run (B. Taylor kick)
Alexander 9-yard run (B. Taylor kick)
Spence 4-yard pass from Pavia (B. Taylor kick)
B. Taylor 39-yard field goal
Richardson 71-yard pass from Pavia (B. Taylor kick)
Richardson 15-yard pass from Pavia (B. Taylor kick)
Richardson 56-yard pass from Pavia (B. Taylor kick)
Sherill 7-yard pass from Pavia (B. Taylor kick)
Pavia 6-yard run (B. Taylor kick)
Hoskins 32-yard pass from Pavia (B. Taylor kick)
Alexander 28-yard run (B. Taylor kick)
Young 3-yard run (B. Taylor kick)
Richardson 6-yard pass from Pavia (B. Taylor kick)
Alexander 5-yard run (B. Taylor kick)
B. Taylor 35-yard field goal
Pavia 24-yard run (B. Taylor kick)
Alexander 39-yard run (B. Taylor kick)

Opponents

Game	Qtr	Pts	Plays	Yds	TOP
CSU	4	3	11	54	7:07
VT	1	3	15	64	7:49
VT	1	7	8	85	4:27
VT	2	7	6	27	2:15
VT	2	3	13	65	4:19
SC	1	7	7	75	3:35
GSU	1	3	8	41	4:36
GSU	2	6	13	75	6:12
GSU	3	6	5	34	3:16
GSU	4	6	11	75	4:57
USU	1	7	8	75	3:55
USU	2	7	10	75	5:07
USU	2	7	5	75	1:00
USU	4	7	2	72	0:51
USU	4	7	12	75	4:26
UA	2	7	12	92	7:24
UA	2	7	6	78	1:11
UA	3	3	6	68	3:34
UA	3	3	11	66	5:56
UA	4	3	16	69	8:29
UA	4	7	4	28	1:01
LSU	1	3	12	44	5:28
LSU	2	7	8	75	3:48
LSU	2	3	6	11	0:58
LSU	3	8	5	92	2:03
LSU	4	3	9	69	3:48
MIZ	2	3	13	69	7:48
MIZ	4	7	12	75	6:02
TEX	1	7	1	75	0:11
TEX	1	3	5	8	1:08
TEX	1	7	10	83	5:01
TEX	2	7	8	68	4:15
TEX	3	7	11	93	5:15
TEX	3	3	11	51	5:31
AUB	1	7	13	89	5:30
AUB	2	7	7	75	2:46
AUB	2	3	10	57	4:13
AUB	2	3	10	46	1:15
AUB	3	3	8	55	2:09
AUB	3	7	7	65	3:43
AUB	4	7	6	75	2:30
UK	2	3	4	4	0:54
UK	4	7	8	75	2:36
UK	4	7	12	91	1:58
TENN	1	7	12	80	4:35
TENN	2	7	4	75	1:05
TENN	2	7	7	63	2:35
TENN	4	3	15	68	4:41

Scoring Play
Gordon 38-yard field goal
Love 28-yard field goal
Hairston 2-yard pass from Drones (Love kick)
Drones 1-yard rush (Love kick)
Love 27-yard field goal
Faison 7-yard rush (Joyce kick)
McAlister 52-yard field goal
Simmons 4-yard pass from Brown (kick blocked)
Blackburn 3-yard pass from Finley (rush failed)
Riles 32-yard pass from Finley (pass failed)
Davis 18-yard pass from Barnes (Rinker kick)
Sterzer 10-yard pass from Barnes (Rinker kick)
Pegan 9-yard pass from Barnes (Rinker kick)
Boyd 14-yard pass from Conover (Rinker kick)
Jacobs 6-yard pass from Conover (Rinker kick)
Williams 14-yard pass from Simpson (Talty kick)
Bernard 27-yard pass from Simpson (Talty kick)
Talty 38-yard field goal
Talty 30-yard field goal
Talty 30-yard field goal
Miller 20-yard rush (Talty kick)
Ramos 48-yard field goal
T. Green 24-pass from Nussmeier (Ramos kick)
Ramos 42-yard field goal
Z. Thomas 62-yard pass from Nussmeier (T. Green pass from Nussmeier)
Ramos 23-yard field goal
Meyer 39-yards field goal
James 6-yard pass from Zollers (Meyer kick)
Wingo 75-yard pass from Manning (Shipley kick)
Shipley 39-yard field goal
Baxter 6-yard pass from Manning (Shipley kick)
Wisner 4-yard run (Shipley kick)
Mosley V 6-yard pass from Manning (Shipley kick)
Shipley 37-yard field goal
Singleton Jr. 14-yard pass from Daniels (McPherson kick)
Daniels 11-yard run (McPherson kick)
McPherson 26-yard field goal
McPherson 46-yard field goal
McPherson 38-yard field goal
Daniels 16-yard run (McPherson kick)
Coleman 23-yard pass from Daniels (McPherson kick)
Kauwe 47-yard field goal
Hester 41-yard pass from Boley (Kauwe kick)
Farrier II 9-yard pass from Boley (Kauwe kick)
Bishop 2-yard run (Gilbert kick)
Brazzell II 75-yard pass from Aguilar (Gilbert kick)
Bishop 35-yard run (Gilbert kick)
Gilbert 25-yard field goal



RECORDS QUICK GLANCE
 Offense
 Rushing Yards

Game	1.	321 • Frank Mordica vs. Air Force, 1978
	10.	180 • Twice
	2025	165 • <i>Diego Pavia at Tennessee</i>
Season	1.	1,283 • Ralph Webb, 2016
	10.	1,028 • Ke'Shawn Vaughn, 2019
	2025	826 • <i>Diego Pavia</i>
Career	1.	4,173 • Ralph Webb, 2014-17
	10.	2,021 • Rodney Williams, 1998-2001
	Active	1,627 • <i>Diego Pavia, 2024-pres.</i>
Senior	1.	1,141 • Zac Stacy, 2012
	9.	801 • <i>Diego Pavia, 2024</i>
Junior	1.	1,283 • Ralph Webb, 2016
	10.	639 • Norval McKenzie, 2003
Sophomore	1.	1,152 • Ralph Webb, 2015
	10.	586 • <i>Sedrick Alexander, 2024</i>
Freshman	1.	907 • Ralph Webb, 2014
	10.	461 • Dean Davidson, 1947

Rushing Attempts

Game	1.	35 • Three times
	5.	31 • Ralph Webb, 2014
	2025	20 • <i>Diego Pavia at Tennessee</i>
Season	1.	277 • Ralph Webb, 2015
	10.	198 • Ke'Shawn Vaughn, 2019
	2025	152 • <i>Diego Pavia</i>
Career	1.	931 • Ralph Webb, 2014-17
	10.	453 • Jay Cutler, 2002-05
	Active	362 • <i>Sedrick Alexander, 2023-pres.</i>

Rushing Touchdowns

Game	1.	5 • Frank Mordica vs. Air Force, 1978
	3.	3 • <i>Sedrick Alexander at Tennessee</i>
		3 • 12 other times
Season	1.	14 • Jerron Seymour, 2013 / Zac Stacy, 2011
	3.	13 • Ralph Webb, 2016
	4.	12 • Ke'Shawn Vaughn, 2018 / Jamie O'Rourke, 1974
	6.	11 • <i>Sedrick Alexander, 2025</i>
	7.	10 • Four times
Career		9 • <i>Diego Pavia, 2025</i>
	1.	32 • Ralph Webb, 2014-17
	2.	30 • Zac Stacy, 2009-12
	3.	21 • <i>Sedrick Alexander, 2023-pres.</i> / Ke'Shawn Vaughn, 2018-19
	5.	19 • Jerron Seymour, 2011-14
	6.	18 • Cassen Jackson-Garrison, 2004-07
	7.	17 • <i>Diego Pavia, 2024-pres.</i>

Passing Yards

Game	1.	464 • Whit Taylor at Tennessee, 1981
	2.	484 • <i>Diego Pavia vs. Kentucky, 2025</i>
Season	1.	3,192 • <i>Diego Pavia, 2025</i>
	2.	3,178 • Kurt Page, 1983
Career	1.	8,865 • Kyle Shurmur, 2015-18
	5.	6,233 • Kurt Page, 1981-84
	6.	5,485 • <i>Diego Pavia, 2024-pres.</i>
Senior	1.	3,130 • Kyle Shurmur, 2018
	8.	2,293 • <i>Diego Pavia, 2024</i>

Passing Attempts

Game	1.	66 • Jay Cutler vs. Kentucky, 2005
	10.	49 • Four times
	2025	39 • <i>Diego Pavia vs. Kentucky</i>
Season	1.	493 • Kurt Page, 1983
	10.	354 • Greg Zolman, 2000
	2025	340 • <i>Diego Pavia</i>
Career	1.	1,264 • Kyle Shurmur, 2015-18
	8.	661 • Eric Jones, 1986-88
	9.	638 • <i>Diego Pavia, 2024-pres.</i>

Passing Completions

Game	1.	39 • Jay Cutler vs. Kentucky, 2005
	2.	33 • <i>Diego Pavia vs. Kentucky, 2025</i>
Season	1.	286 • Kurt Page, 1983
	3.	254 • Kyle Shurmur, 2018
	4.	242 • <i>Diego Pavia, 2025</i>
Career	1.	722 • Kyle Shurmur, 2015-18
	5.	531 • Kurt Page, 1981-84
	6.	419 • <i>Diego Pavia, 2024-pres.</i>

Completion Pct.

Game	1.	88.6 • Kyle Shurmur vs. Tennessee, 2018
	3.	84.6 • <i>Diego Pavia vs. Kentucky, 2025</i>
	4.	83.3 • <i>Diego Pavia at Kentucky, 2024</i>
	7.	80.0 • <i>Diego Pavia vs. Charleston Southern, 2025</i>
		80.0 • <i>Diego Pavia vs. Alabama, 2024</i>
Season	1.	74.4 • Jim Looney, 1953
	2.	71.2 • <i>Diego Pavia, 2025</i>
	9.	59.4 • <i>Diego Pavia, 2024</i>
	10.	59.1 • Jay Cutler, 2005
Career	1.	65.7 • <i>Diego Pavia, 2024-pres.</i>
	2.	60.5 • Ken Seals, 2020-23
	3.	57.2 • Jay Cutler, 2002-05

Passing Touchdowns

Game	1.	5 • <i>Diego Pavia vs. Utah State / vs. Kentucky</i>
		5 • Three other times
Season	6.	4 • Nine times
	1.	27 • <i>Diego Pavia, 2025</i>
	2.	26 • Kyle Shurmur, 2017
	6.	20 • <i>Diego Pavia, 2024</i>
Career	1.	64 • Kyle Shurmur, 2015-18
	2.	59 • Jay Cutler, 2002-05
	3.	47 • <i>Diego Pavia, 2024-pres.</i>

Receptions

Game	1.	20 • Norman Jordan vs. Air Force, 1982
	9.	13 • Six times
	2025	12 • <i>Eli Stowers vs. Auburn</i>
Season	1.	112 • Jordan Matthews, 2013
	10.	70 • Chuck Scott, 1983
	2025	62 • <i>Eli Stowers</i>
Career	1.	262 • Jordan Matthews, 2010-13
	10.	136 • Trent Sherfield, 2014-17
	Active	111 • <i>Eli Stowers, 2024-pres.</i>
Senior	1.	112 • Jordan Matthews, 2013
	10.	53 • Tavarus Hogans, 1999
Junior	1.	97 • Keith Edwards, 1983
	10.	50 • Jared Pinkney, 2018 / Allama Matthews, 1981
	Active	46 • <i>Junior Sherrill, 2025</i>
Sophomore	1.	82 • Earl Bennett, 2006
	10.	41 • Three times
Freshman	1.	79 • Earl Bennett, 2005
	10.	28 • C.J Duncan, 2014 / Brandon Barden, 2008

Receiving Yards

Game	1.	240 • Trent Sherfield vs. Austin Peay, 2015
	10.	184 • Three times
	2025	159 • <i>Tre Richardson vs. Kentucky</i>
Season	1.	1,477 • Jordan Matthews, 2013
	10.	916 • Kalija Lipscomb, 2018
	2025	769 • <i>Eli Stowers</i>
Career	1.	3,759 • Jordan Matthews, 2010-13
	10.	1,869 • Trent Sherfield, 2014-17
	Active	1,407 • <i>Eli Stowers, 2024-pres.</i>

Receiving TDs

Game	1.	5 • Earl Bennett vs. Kentucky, 2005
	3.	3 • <i>Tre Richardson vs. UK / Junior Sherrill vs. Utah State</i>
		3 • Four other times
Season	1.	14 • Allama Matthews, 1982
	8.	8 • Seven times
	2025	7 • <i>Junior Sherrill</i>
Career	1.	24 • Jordan Matthews, 2010-13
	9.	16 • Carl Parker, 1985-87
	10.	14 • Jared Pinkney, 2015-19 / Eric Davis, 2002-05
Active		
		13 • <i>Junior Sherrill, 2023-pres.</i>

Total Offense

Game	1.	532 • <i>Diego Pavia, 2025</i>
	(since 1996)	517 • Chris Nickson, 2006
	3.	489 • <i>Diego Pavia, 2025</i>
Season	1.	4,018 • <i>Diego Pavia, 2025</i>
	2.	3,288 • Jay Cutler, 2005
	3.	3,094 • <i>Diego Pavia, 2024</i>
Career	1.	9,953 • Jay Cutler, 2002-05
	3.	7,607 • Greg Zolman, 1998-2001
	4.	7,112 • <i>Diego Pavia, 2024-pres.</i>

Total Touchdowns

Season	1.	15 • <i>Sedrick Alexander</i>
	2.	14 • Four times
Career	1.	34 • Ralph Webb, 2014-17
	2.	30 • Zac Stacy, 2009-12
	3.	26 • <i>Sedrick Alexander, 2023-pres.</i>

Points

Season	1.	99 • Carey Spear, 2013
	2.	93 • Brock Taylor, 2024
	3.	90 • <i>Sedrick Alexander / Brock Taylor, 2025</i>
Career	1.	255 • Bryant Hahnfeldt, 2005-08
	6.	192 • Ricky Anderson, 1981-84
	7.	183 • <i>Brock Taylor, 2023-pres.</i>
	8.	180 • Zac Stacy, 2009-12
	9.	165 • Ryan Fowler, 2009-12 / Johnny Clark, 1987-89
		156 • <i>Sedrick Alexander, 2023-pres.</i>



RECORDS QUICK GLANCE
 Defense & Special Teams

Tackles

Game	1.	37 • Chris Gaines vs. Tulane, 1987
	2025	13 • Bryan Longwell vs. Missouri
Season	1.	214 • Chris Gaines, 1987
	10.	140 • Twice
2025		68 • Bryan Longwell
Career	1.	458 • Andrew Coleman, 1978-81
	10.	388 • Shelton Quarles, 1990-93
Active		218 • Langston Patterson, 2022-pres.

Tackles for Loss

Game	1.	5.0 • Jaylen Mahoney at Missouri, 2022
		5.0 • Stephen Weatherly vs. Tenn., 2014
2025		2.5 • Five times
Season	1.	23.0 • Jamie Winborn, 1999
	10.	13.0 • Anfernee Orji, 2021 / Steven Bearden, 1982
2025		9.5 • Miles Capers
Career	1.	45.0 • Jamie Winborn
	8.	28.5 • Jamie Duncan, 1994-97 / James Manley, 1992-95
Active		21 • Miles Capers, 2021-pres.

Sacks

Season	1.	12.0 • Alan Young, 1993
	10.	6.5 • Matt Stewart, 2000
2025		4.5 • Miles Capers
Career	1.	21.5 • Alan Young, 1989, 1991-93
	Active	9.5 • Nick Rinaldi, 2022-pres.

Interceptions

Game	1.	3 • Five times
	2025	2 • Martel Hight vs. Kentucky
Season	1.	8 • Twice
	10.	5 • 10 Times
2025		3 • Martel Hight
Career	1.	15 • Casey Hayward, 2008-11
	10.	10 • Five times
Active		6 • Martel Hight, 2023-pres.

Interception Return Yards

Game	1.	128 • Archibald Barnes vs. Tenn., 2011
	3.	100 • Trey Wilson vs. Presbyterian, 2012
2025		71 • Martel Hight vs. Kentucky
Season	1.	182 • Trey Wilson, 2012
	2025	71 • Martel Hight
Career	1.	229 • Robert Davis, 1990-93
	Active	111 • Martel Hight, 2023-pres.

INT Returns for TD

Season	1.	2 • Trey Wilson 2011, 2012 / Jay Chesley, 1974
	2025	
Career	1.	4 • Trey Wilson, 2009-12

Forced Fumbles

Season	1.	5 • Three times
	4.	4 • Seven times
2025		4 • Bryce Cowan
Career	1.	8 • Twice
	4.	5 • Kenny Ladler, 2010-13 / Shelton Quarles, 1990-93
Active		4 • Miles Capers, 2021-pres. / Bryce Cowan, 2023-pres.

Fumble Recoveries

Season	1.	5 • Reggie Calvin, 1977
	2.	4 • Seven times
2025		1 • Seven individuals
Career	1.	7 • Zach Cunningham, 2014-16
	2.	6 • Five times
Active		2 • Langston Patterson, 2022-pres. / Nick Rinaldi, 2022-pres.

Pass Break-Ups

Season	1.	18 • Andre Hal, 2013
	10.	12 • Twice
2025		6 • Randon Fontenette
Career	1.	34 • Twice
	Active	14 • Randon Fontenette, 2024-pres.

Field Goals Attempts

Game	1.	5 • Four times
	2025	2 • Brock Taylor vs. Utah State / at Texas
Season	1.	24 • Carey Spear, 2012
	2025	12 • Brock Taylor
Career	1.	47 • John Markham, 1997-2000
	5.	38 • Tommy Openshaw, 2014-17
Active		33 • Brock Taylor, 2023-pres.

Field Goals Made

Game	1.	4 • Twice
	2025	2 • Brock Taylor vs. Utah State
Season	1.	20 • Carey Spear, 2012
	2025	11 • Brock Taylor
Career	1.	47 • John Markham, 1997-2000
	5.	38 • Tommy Openshaw, 2014-17
Active		29 • Brock Taylor, 2023-pres.

Field Goal Percentage

Season	1.	.917 • Brock Taylor (11-12)
	2.	.857 • Hawkins Golden (12-14), 1973
Career	1.	.879 • Brock Taylor (29-33), 2023-pres.
	2.	.780 • Carey Spear (39-50), 2010-13

Extra Point Attempts

Game	1.	9 • Brock Taylor vs. Georgia State, 2025
		9 • Zack Clinard vs. Tenn. Tech, 1947
Season	1.	57 • Brock Taylor 2025
	2.	58 • Zack Clinard, 1948 / Carey Spear, 2013
Career	1.	121 • Bryant Hahnfeldt, 2005-08
	2.	111 • Tommy Openshaw, 2014-17
Active		98 • Brock Taylor, 2023-pres.

Extra Points Made

Game	1.	9 • Brock Taylor vs. Georgia State, 2025
	2.	8 • Zack Clinard, twice
Season	1.	57 • Brock Taylor 2025
	2.	48 • Carey Spear, 2013
Career	1.	117 • Bryan Hahnfeldt, 2005-08
	3.	101 • Carey Spear, 2010-13
Active		96 • Brock Taylor, 2023-pres.

Extra Point Pct.

Season	1.	1.000 • Five Times, Most Recent: Joseph Bulovas, 2021
	2025	.983 • Brock Taylor (57-58)
Career	1.	.991 • Tommy Openshaw (110-111)
	(min 100 atts)	3. .967 • Bryan Hahnfeldt (117-121)
Active		.980 • Brock Taylor (96-98), 2023-pres.

Punts

Game	1.	14 • Twice
	2025	5 • Nick Haberer vs. Missouri
Season	1.	84 • Richard Kent, 2010
	6.	78 • Bill Marinangel, 1996
2025		23 • Nick Haberer
Career	1.	277 • Jim Arnold, 1979-82
	5.	207 • Richard Kent, 2010-12
Active		23 • Nick Haberer, 2025

Punt Yards

Game	1.	560 • Bill Marinangel at Georgia, 1996
	2025	222 • Nick Haberer vs. Missouri
Season	1.	3,586 • Bill Marinangel, 1996
	7.	3,089 • Jim Arnold, 1981
2025		1,075 • Nick Haberer
Career	1.	12,171 • Jim Arnold, 1979-82
	5.	8,882 • Richard Kent, 2010-12
Active		1,075 • Nick Haberer, 2025

Punting Average

Game	1.	53.1 • Jim Arnold vs. North Carolina, 1982
	(min. 5 att)	2. 52.9 • Jesse Mirco at Auburn, 2024
Season	1.	48.2 • Ricky Anderson, 1984
	10.	43.5 • Jim Arnold, 1981
2025		46.7 • Nick Haberer
Career	1.	48.0 • Jesse Mirco, 2024
	2.	46.5 • Matthew Hayball, 2022-23
Active		46.7 • Nick Haberer, 2025

Kickoff Returns

Game	1.	8 • Twice
	3.	7 • Three times
2025		2 • Tre Richardson at S. Carolina / vs. LSU / vs. Missouri / at Texas
Season	1.	40 • Warren Norman, 2009
	8.	30 • Kwane Doster, 2004
2025		14 • Tre Richardson
Career	1.	108 • Darrius Sims, 2013-16
	3.	85 • Tony Jackson, 1989-93
Active		16 • Junior Sherrill, 2022-pres.

Kickoff Return Yards

Game	1.	243 • Kwane Doster at Ole Miss, 2002
	2.	217 • Darrius Sims vs. South Carolina, 2014
2025		59 • Tre Richardson vs. LSU
Season	1.	1,050 • Warren Norman, 2009
	10.	616 • Kwane Doster, 2002
2025		371 • Tre Richardson
Career	1.	2,558 • Darrius Sims, 2013-16
	10.	1,388 • Clay Parker, 1981-83, 1985
Active		427 • Junior Sherrill, 2023-pres.

Punt Returns

Game	1.	8 • Twice
	3.	7 • Twice
2025		2 • Martel Hight vs. Georgia State / vs. Utah State
Season	1.	43 • Lee Nalley, 1948
	9.	30 • Doug Matthews, 1968
2025		10 • Martel Hight
Career	1.	112 • Lee Nalley, 1947-49
	3.	85 • Tony Jackson, 1989-93
Active		29 • Martel Hight, 2023-pres.

Punt Return Yards

Game	1.	203 • Lee Nalley vs. Kentucky, 1948
	2025	24 • Martel Hight vs. Georgia State
Season	1.	791 • Lee Nalley, 1948
	5.	305 • Alvin Duke, 1995
2025		76 • Martel Hight
Career	1.	1,708 • Lee Nalley, 1947-49
	9.	414 • Jimmy Williams, 1997-2000
10.		402 • Walter Overton, 1971-72
	Active	363 • Martel Hight, 2023-pres.



Rushing Yards

Game			
1.	243	Ke'Shawn Vaughn	Baylor • Texas • 2018
2.	111	Ralph Webb	NC State • Indy • 2016
3.	107	Zac Stacy	NC State • Music • 2012
Career			
1.	243	Ke'Shawn Vaughn	2018
2.	164	Zac Stacy	2011 • 2012
3.	111	Ralph Webb	2016

Rushing Attempts

Game			
1.	25	Zac Stacy	NC State • Music • 2012
2.	21	Ralph Webb	NC State • Indy • 2016
3.	20	Jerron Seymour	Houston • BBVA • 2013
Career			
1.	43	Zac Stacy	2011 • 2012
2.	22	Jerron Seymour	2011 • 2013
3.	21	Ralph Webb	2016

Rushing Yards Per Attempt

Game (min. 10 attempts)			
1.	18.7	Ke'Shawn Vaughn (13-243)	Baylor • Texas • 2018
2.	5.8	Brian Kimbrow (13-75)	Houston • BBVA • 2013
3.	5.3	Ralph Webb (21-111)	NC State • Indy • 2016

Rushing Touchdowns

Game			
1.	2	Diego Pavia	Georgia Tech • B'Ham • 2024
	2	Khari Blasingame	Baylor • Texas • 2018
	2	Ke'Shawn Vaughn	Baylor • Texas • 2018
	2	Don Orr	Auburn • Gator • 1955
Career			
1.	3	Khari Blasingame	2016 • 2018
2.	2	Diego Pavia	2024
	2	Ke'Shawn Vaughn	2018
	2	Jerron Seymour	2011 • 2013
	2	Zac Stacy	2011 • 2012
	2	Don Orr	1955

Long Rush

1.	69 (TD)	Ke'Shawn Vaughn	Baylor • Texas • 2018
2.	68 (TD)	Ke'Shawn Vaughn	Baylor • Texas • 2018
3.	66	Ke'Shawn Vaughn	Baylor • Texas • 2018

Passing Yards

Game			
1.	452	Whit Taylor	Air Force • Hall of Fame • 1982
2.	286	Kyle Shurmur	Baylor • Texas • 2018
3.	160	Diego Pavia	Georgia Tech • B'Ham • 2024
Career			
1.	464	Whit Taylor	1982
2.	444	Kyle Shurmur	2016 • 2018
3.	263	Larry Smith	2008 • 2011

Passing Attempts

Game			
1.	51	Whit Taylor	Air Force • Hall of Fame • 1982
2.	46	Kyle Shurmur	NC State • Indy • 2016
3.	37	Kyle Shurmur	Baylor • Texas • 2018
Career			
1.	83	Kyle Shurmur	2016 • 2018
2.	51	Whit Taylor	1982
3.	39	Jordan Rodgers	2011 • 2012

Passing Completions

Game			
1.	38	Whit Taylor	Air Force • Hall of Fame • 1982
2.	19	Kyle Shurmur	NC State • Indy • 2016
3.	18	Kyle Shurmur	Baylor • Texas • 2018
Career			
1.	38	Whit Taylor	1982
2.	37	Kyle Shurmur	2016 • 2018
3.	20	Jordan Rodgers	2011 • 2012

Completion Percentage

Game (min. 5 passes)			
1.	74.5	Whit Taylor (38-51)	Air Force • Hall of Fame • 1982
2.	66.7	Don Orr (4-6)	Auburn • Gator • 1955
3.	64.0	Jordan Rodgers (16-25)	NC State • Music • 2012

Passing Touchdowns

Game			
1.	4	Whit Taylor	Air Force • Hall of Fame • 1982
2.	3	Diego Pavia	Georgia Tech • B'Ham • 2024
3.	2	Patton Robinette	Houston • BBVA • 2013
	2	Jordan Rodgers	NC State • Music • 2012
Career			
1.	4	Whit Taylor	1982
2.	3	Diego Pavia	2024
3.	2	Patton Robinette	2013
	2	Jordan Rodgers	2011 • 2012

Long Reception

1.	68 (TD)	Chris Boyd	Cincinnati • Liberty • 2011
2.	65	Khari Blasingame	Baylor • Texas • 2018
3.	52	Amir Abdur-Rahman	Baylor • Texas • 2018

Receiving Yards

Game			
1.	173	Norman Jordan	Air Force • Hall of Fame • 1982
2.	143	Jordan Matthews	Houston • BBVA • 2013
3.	93	Chuck Scott	Air Force • Hall of Fame • 1982
Career			
1.	260	Jordan Matthews	2011 • 2012 • 2013
2.	173	Norman Jordan	1982
3.	93	Chuck Scott	1982

Receptions

Game			
1.	20	Norman Jordan	Air Force • Hall of Fame • 1982
2.	7	Jordan Matthews	NC State • Music • 2012
3.	6	Kalija Lipscomb	Baylor • Texas • 2018
	6	C.J. Duncan	NC State • Indy • 2016
Career			
1.	20	Norman Jordan	1982
2.	16	Jordan Matthews	2011 • 2012 • 2013
3.	6	Kalija Lipscomb	Baylor • Texas • 2018
	6	C.J. Duncan	NC State • Indy • 2016
	6	Chris Boyd	2011 • 2012

Yards Per Reception

Game (min. 4 receptions)			
1.	28.6	Jordan Matthews	Houston • BBVA • 2013
2.	19.0	Phil Roach	Air Force • Hall of Fame • 1982
3.	18.6	Chuck Scott	Air Force • Hall of Fame • 1982

Receiving Touchdowns

Game			
1.	3	Norman Jordan	Air Force • Hall of Fame • 1982
2.	2	Jordan Matthews	Houston • BBVA • 2013
3.	1	Eli Stowers	Georgia Tech • B'Ham • 2024
1		Cole Spence	Georgia Tech • B'Ham • 2024
1		Quincy Skinner Jr.	Georgia Tech • B'Ham • 2024
1		Khari Blasingame	Baylor • Texas • 2018
1		Chris Boyd	NC State • Music • 2012
1		Jordan Matthews	NC State • Music • 2012
1		Chris Boyd	Cincinnati • Liberty • 2011
1		Phil Roach	Air Force • Hall of Fame • 1982
1		Joe Stephenson	Auburn • Gator • 1955

Career			
1.	3	Jordan Matthews	2011 • 2012 • 2013
3		Norman Jordan	1982
3.	2	Chris Boyd	2011 • 2012



BOWL RECORDS

Total Offensive Yards

Game (Rush-Pass)			
1.	446	Whit Taylor (-6-452)	Air Force • Hall of Fame • 1982
2.	300	Kyle Shurmur (14-286)	Baylor • Texas • 2018
3.	245	Diego Pavia (84-160)	Georgia Tech • B'Ham • 2024

Total Points

Game			
1.	18	Khari Blasingame	Baylor • Texas • 2018
	18	Norman Jordan	Air Force • Hall of Fame • 1982
3.	12	Diego Pavia	Georgia Tech • B'Ham • 2024
	12	Ke'Shawn Vaughn	Baylor • Texas • 2018
	12	Jordan Matthews	Houston • BBVA • 2013
	12	Don Orr	Auburn • Gator • 1955

Touchdown Responsibility

Game (Rush-Pass)			
1.	5	Diego Pavia (2-3)	Georgia Tech • B'Ham • 2024
2.	4	Whit Taylor (0-4)	Air Force • Hall of Fame • 1982
3.		Patton Robinette (1-2)	Houston • BBVA • 2013
	3	Jordan Rodgers (1-2)	NC State • Music • 2012

Field Goal Attempts

Game			
1.	3	Bryant Hahnfeldt	Boston College • Music • 2008
2.	2	Tommy Openshaw	NC State • Indy • 2016
	2	Carey Spear	Houston • BBVA • 2013
	2	Carey Spear	NC State • Music • 2012
	2	Mark Adams	Texas Tech • Peach • 1974

Field Goals Made

Game			
1.	3	Bryant Hahnfeldt	Boston College • Music • 2008
2.	2	Carey Spear	Houston • BBVA • 2013
	2	Mark Adams	Texas Tech • Peach • 1974

Long Field Goal

1.	52	Tommy Openshaw	NC State • Indy • 2016
2.	45	Bryant Hahnfeldt	Boston College • Music • 2008
3.	42	Bryant Hahnfeldt	Boston College • Music • 2008

PAT Attempts

Game			
1.	5	Brock Taylor	Georgia Tech • B'Ham • 2024
	5	Ryley Guay	Baylor • Texas • 2018
	5	Carey Spear	Houston • BBVA • 2013

PATs Made

Game			
1.	5	Brock Taylor	Georgia Tech • B'Ham • 2024
	5	Ryley Guay	Baylor • Texas • 2018
	5	Carey Spear	Houston • BBVA • 2013

Punts

Game			
1.	10	Colby Cooke	Houston • BBVA • 2013
2.	9	Brett Upson	Boston College • Music • 2008
3.	8	Richard Kent	Cincinnati • Liberty • 2011
	8	Barry Burton	Texas Tech • Peach • 1974

Punting Average

Game (min. 2 punts)			
1.	48.8	Jesse Mirco (4-195)	Georgia Tech • B'Ham • '24
2.	48.3	Sam Loy (4-193)	NC State • Indy • 2016
3.	46.2	Richard Kent (5-231)	NC State • Music • 2012

Long Punt

1.	69	Jesse Mirco	Georgia Tech • B'Ham • 2024
2.	64	Sam Loy	NC State • Indy • 2016
3.	61	Richard Kent	Cincinnati • Liberty • 2011

Long Kickoff Return

1.	52	Brian Kimbrow	NC State • Music • 2012
2.	32	Andre Hal	NC State • Music • 2012
	32	Clayton Parker	Air Force • Hall of Fame • 1982

Long Punt Return

1.	71	Kalija Lipscomb	NC State • Indy • 2016
2.	26	Dennis Harrison	Texas Tech • Peach • 1974
3.	22	Jonathan Krause	Houston • BBVA • 2013

Tackles

Game			
1.	12	Arnold Tarpley III	NC State • Indy • 2016
2.	10	Nick Rinaldi	Georgia Tech • B'Ham • 2024
	10	Kenny Ladler	NC State • Music • 2012
	10	Archibald Barnes	Cincinnati • Liberty • 2011
	10	Chris Marve	Boston College • Music • 2008

Tackles for Loss

Game			
1.	2.0	Nick Rinaldi	Georgia Tech • B'Ham • 2024
	2.0	Karl Butler	Houston • BBVA • 2013
	2.0	Stephen Weatherly	Houston • BBVA • 2013
	2.0	Kyle Woestmann	NC State • Music • 2012

Career

1.	3.0	Chase Garnham	2011 • 2012 • 2013
2.	2.0	Nick Rinaldi	2024
	2.0	Karl Butler	2013
	2.0	Stephen Weatherly	2013
	2.0	Kyle Woestmann	2012

Sacks

Game			
1.	2.0	Nick Rinaldi	Georgia Tech • B'Ham • 2024
	2.0	Kyle Woestmann	NC State • Music • 2012
3.	1.5	Chris Marve	Cincinnati • Liberty • 2011

Career

1.	2.0	Nick Rinaldi	2024
	2.0	Chase Garnham	2011 • 2012
	2.0	Kyle Woestmann	2012

Interceptions

Game			
1.	2	Casey Hayward	Cincinnati • Liberty • 2011
2.	1	CJ Taylor	Georgia Tech • B'Ham • 2024
	1	Randall Haynie	Baylor • Texas • 2018
	1	Andre Hal	Houston • BBVA • 2013
	1	Jahmel McIntosh	Houston • BBVA • 2013
	1	Kelly Ladler	NC State • Music • 2012
	1	Eric Samuels	NC State • Music • 2012
	1	Trey Wilson	NC State • Music • 2012
	1	Ryan Hamilton	Boston College • Music • 2008
	1	Myron Lewis	Boston College • Music • 2008
	1	Jay Chesley	Texas Tech • Peach • 1974

Career

1.	2	Casey Hayward	2011
----	---	---------------	------

Long Interception Return

1.	65	Trey Wilson	NC State • Music • 2012
2.	41	Jay Chesley	Texas Tech • Peach • 1974
3.	29	Andre Hal	Houston • BBVA • 2013

Blocked Kicks

Game			
1.	1	Archibald Barnes	Cincinnati • Liberty • 2011
	1	Dennis Harrison	Texas Tech • Peach • 1974

Points

Quarter		
1.	21 (2nd)	NC State • Music • 2012
2.	17 (4th)	Houston • BBVA • 2013
3.	14 (4th)	Georgia Tech • B'Ham • 2024
	14 (1st)	Baylor • Texas • 2018
	14 (1st)	Houston • BBVA • 2013
	14 (2nd)	Air Force • Hall of Fame • 1982

Half

1.	28 (1st)	NC State • Music • 2012
2.	24 (1st)	Houston • BBVA • 2013
3.	21 (2nd)	Georgia Tech • B'Ham • 2024
	21 (1st)	Baylor • Texas • 2018
	21 (1st)	Air Force • Hall of Fame • 1982

Game

1.	41	Houston • BBVA • 2013
2.	38	Baylor • Texas • 2018
	38	NC State • Music • 2012

Touchdowns

1.	5	Georgia Tech • B'Ham • 2024
	5	Baylor • Texas • 2018
	5	Houston • BBVA • 2013
	5	NC State • Music • 2012

PATs

1.	5	Georgia Tech • B'Ham • 2024
	5	Baylor • Texas • 2018
	5	Houston • BBVA • 2013
	5	NC State • Music • 2012

Field Goals

1.	3	Boston College • Music • 2008
2.	2	Houston • BBVA • 2013
	2	Texas Tech • Peach • 1974

First Downs

1.	26	Air Force • Hall of Fame • 1982
2.	22	Baylor • Texas • 2018
3.	18	NC State • Music • 2012

Offensive Plays

1.	81	NC State • Indy • 2016
2.	71	Houston • BBVA • 2013
3.	70	Cincinnati • Liberty • 2011

Yards of Total Offense

1.	573	Baylor • Texas • 2018
2.	495	Air Force • Hall of Fame • 1982
3.	365	Houston • BBVA • 2013

Highest Average Yards Per Play

1.	9.2 (62-573)	Baylor • Texas • 2018
2.	7.9 (63-495)	Air Force • Hall of Fame • 1982
3.	5.2 (52-271)	Auburn • Gator • 1955
	5.2 (59-306)	Georgia Tech • B'Ham • 2024



BOWL RECORDS

Pass Completions

1. 38	Air Force • Hall of Fame • 1982
2. 19	NC State • Indy • 2016
3. 18	Baylor • Texas • 2018

Pass Attempts

1. 51	Air Force • Hall of Fame • 1982
2. 46	NC State • Indy • 2016
3. 38	Baylor • Texas • 2018

Completion Percentage

1. 74.5 (38-51)	Air Force • Hall of Fame • 1982
2. 62.5 (5-8)	Auburn • Gator • 1955
3. 62.0 (13-21)	Georgia Tech • B'Ham • 2024

Passing Yards

1. 452	Air Force • Hall of Fame • 1982
2. 286	Baylor • Texas • 2018
3. 168	Cincinnati • Liberty • 2011

Rushing Attempts

1. 52	Houston • BBVA • 2013
2. 44	Auburn • Gator • 1955
3. 41	NC State • Music • 2012
41	Texas Tech • Peach • 1974

Rushing Yards

1. 287	Baylor • Texas • 2018
2. 211	Houston • BBVA • 2013
3. 177	Auburn • Gator • 1955

Fewest Penalties Committed

1. 0	Boston College • Music • 2008
2. 1	Texas Tech • Peach • 1974
3. 2	Houston • BBVA • 2013
2	NC State • Music • 2012

Fewest Turnovers Committed (INT-FUM)

1. 0 (0-0)	NC State • Music • 2012
0 (0-0)	Boston College • Music • 2008
0 (0-0)	Georgia Tech • B'Ham • 2024

Largest Lead in First Half

1. 24	Houston • BBVA • 2013
2. 14	NC State • Music City • 2012
14	Air Force • Hall of Fame • 1982

Largest Lead in Second Half

1. 22	Georgia Tech • B'Ham • 2024
2. 21	NC State • Music City • 2012
3. 18	Auburn • Gator • 1955

Largest Deficit in First Half

1. 11	NC State • Independence • 2016
2. 7	Cincinnati • Liberty • 2011
7	Air Force • Hall of Fame • 1982

Largest Deficit in Second Half

1. 25	NC State • Independence • 2016
2. 10	Baylor • Texas • 2018
10	Cincinnati • Liberty • 2011

Fewest Points Allowed

Quarter	
1. 0 (1st)	Georgia Tech • B'Ham • 2024
0 (1st)	NC State • Music City • 2016
0 (4th)	Houston • BBVA • 2013
0 (2nd)	Houston • BBVA • 2013
0 (1st)	Houston • BBVA • 2013
0 (3rd)	NC State • Music City • 2012
0 (1st)	NC State • Music City • 2012
0 (3rd)	Cincinnati • Liberty • 2011
0 (1st)	Cincinnati • Liberty • 2011
0 (3rd)	Boston College • Music City • 2008
0 (1st)	Boston College • Music City • 2008
0 (2nd)	Texas Tech • Peach • 1974
0 (1st)	Texas Tech • Peach • 1974
0 (3rd)	Auburn • Gator • 1955
0 (1st)	Auburn • Gator • 1955

Half

1. 0 (1st)	Houston • BBVA • 2013
0 (1st)	Texas Tech • Peach • 1974
3. 6 (2nd)	Texas Tech • Peach • 1974
6 (2nd)	Auburn • Gator • 1955

Game

1. 6	Texas Tech • Peach • 1974
2. 13	Auburn • Gator • 1955
3. 14	Boston College • Music City • 2008

Fewest Yards Allowed

1. 301	Cincinnati • Liberty • 2011
301	Auburn • Gator • 1955
3. 331	Boston College • Music City • 2008

Fewest Yards Per Play Allowed

1. 4.12 (73-301)	Cincinnati • Liberty • 2011
2. 4.47 (74-331)	Boston College • Music City • 2008
3. 4.55 (75-341)	Texas Tech • Peach • 1974

Fewest Rushing Yards Allowed

1. 41	NC State • Music City • 2012
2. 141	NC State • Independence • 2016
141	Boston College • Music City • 2008

Fewest Passing Yards Allowed

1. 35	Texas Tech • Peach • 1974
2. 80	Cincinnati • Liberty • 2011
3. 136	Air Force • Hall of Fame • 1982

Fewest First Downs Allowed

1. 12	Houston • BBVA • 2013
2. 15	Auburn • Gator • 1955
3. 17	Boston College • Music City • 2008

Most Tackles For Loss

1. 9.0	Houston • BBVA • 2013
2. 8.0	Cincinnati • Liberty • 2011
3. 7.0	Georgia Tech • B'Ham • 2024

Most Sacks

1. 4.0	Houston • BBVA • 2013
2. 3.0	NC State • Music City • 2012
3.0	Georgia Tech • B'Ham • 2024

Most Interceptions

1. 3	NC State • Music City • 2012
2. 2	Houston • BBVA • 2013
2	Cincinnati • Liberty • 2011
2	Boston College • Music City • 2008

Most Fumble Recoveries

1. 5	Auburn • Gator • 1955
2. 2	Texas Tech • Peach • 1974
3. 1	Georgia Tech • B'Ham • 2024
1	NC State • Independence • 2016
1	Houston • BBVA • 2013
1	Boston College • Music City • 2008

Most Total Turnovers Forced (INT-FR)

1. 5 (0-5)	Auburn • Gator • 1955
2. 3 (2-1)	Houston • BBVA • 2013
3 (3-0)	NC State • Music City • 2012
3 (2-1)	Boston College • Music City • 2008
3 (1-2)	Texas Tech • Peach • 1974

Most PBU's

1. 10	Houston • BBVA • 2013
2. 7	NC State • Music City • 2012
3. 6	Baylor • Texas • 2018
6	Boston College • Music City • 2008

Most QB Pressures

1. 5	Houston • BBVA • 2013
2. 4	NC State • Music City • 2012
3. 3	Georgia Tech • B'Ham • 2024



RESULTS

	Date	Opponent		Score	Overall	Conf	Time	Attend
	08/30/2025	Charleston So.	W	45-3	1-0	0-0	3:16	35000
	09/06/2025	at Virginia Tech	W	44-20	2-0	0-0	3:24	65632
*	09/13/2025	at South Carolina	W	31-7	3-0	1-0	3:08	79873
	09/20/2025	Georgia St.	W	70-21	4-0	1-0	3:49	35000
	09/27/2025	Utah St.	W	55-35	5-0	1-0	3:20	33688
*	10/04/2025	at Alabama	L	14-30	5-1	1-1	3:43	100077
*	10/18/2025	LSU	W	31-24	6-1	2-1	3:15	35000
*	10/25/2025	Missouri	W	17-10	7-1	3-1	3:30	35000
*	11/01/2025	at Texas	L	31-34	7-2	3-2	3:30	102338
*	11/08/2025	Auburn	Wot1	45-38	8-2	4-2	3:55	35000
*	11/22/2025	Kentucky	W	45-17	9-2	5-2	3:39	35000
*	11/29/2025	at Tennessee	W	45-24	10-2	6-2	3:34	101914



TEAM STATS

	VU	OPP
Scoring	473	263
Points per game	39.4	21.9
Points Off Turnovers	28	41
First Downs	291	239
Rushing	109	77
Passing	158	142
Penalty	24	20
Rushing Yardage	2231	1239
Yards gained rushing	2413	1576
Yards lost rushing	182	337
Rushing attempts	384	345
Average per rush	5.8	3.6
Average per game	185.9	103.3
TDs Rushing	34	8
Passing Yardage	3391	3030
Comp-Att-Int	254-362-8	289-436-7
Average per pass	9.4	6.9
Average per catch	13.4	10.5
Average per game	282.6	252.5
TDs Passing	28	22
Total offense	5622	4269
Total plays	746	781
Average per play	7.5	5.5
Average per game	468.5	355.8
Kick returns: #-Yards	17-405	15-295
Punt returns: #-Yards	12-103	6-34
Int returns: #-Yards	7-93	8-82
Kick return average	23.8	19.7
Punt return average	8.6	5.7
Int return average	13.3	10.3
Fumbles-Lost	7-4	13-7
Penalties-Yards	80-738	85-764
Average per game	61.5	63.7
Punts-Yards	23-1075	45-1924
Average per punt	46.7	42.8
Net punt average	43.8	40.9
Kickoffs-Yards	82-5195	59-3607
Average per kick	63.4	61.1
Net kick average	39.0	37.6
Time of possession / game	31:18	28:23
3rd-down conversion	66/124	72/169
3rd-down pct	53%	43%
4th-down conversion	10/17	12/21



TEAM STATS

	VU	OPP
4th-down pct	59%	57%
Sacks by-Yards	29-227	19-97
Misc Yards	0	0
Touchdowns scored	63	30
Field goals - attempts	11-12	18-24
On-Side kicks	0-2	0-1
Red-zone scores	(50-57) 88%	(32-39) 82%
Red-zone touchdowns	(43-57) 75%	(21-39) 54%
PAT-attempts	(60-61) 98%	(25-26) 96%
2-point conversion-attempts	(1-2) 50%	(2-4) 50%
Attendance	243688	449834
Games / Avg per game	7/34813	5/89967
Neutral site games	-	0/0

Score by Periods

Team	1st	2nd	3rd	4th	OT	TOT
Vanderbilt	73	151	124	118	7	473
Opponents	61	94	40	68	0	263



INDIVIDUAL STATS

Rushing

Player	gp	att	gain	loss	net	avg	td	lg	avg/g
Diego Pavia	12	152	940	114	826	5.4	9	41	68.8
Sedrick Alexander	12	102	574	14	560	5.5	11	65	46.7
Makhilyn Young	12	45	419	9	410	9.1	6	80	34.2
Jamezell Lassiter	10	9	146	3	143	15.9	2	48	14.3
Blaze Berlowitz	6	11	86	5	81	7.4	1	43	13.5
Tre Richardson	12	8	59	1	58	7.3	0	21	4.8
AJ Newberry	11	18	65	8	57	3.2	3	16	5.2
Kayleb Barnett	11	6	29	0	29	4.8	0	11	2.6
Junior Sherrill	12	4	27	11	16	4.0	1	19	1.3
Richie Hoskins	12	1	15	0	15	15.0	0	15	1.3
Drew Dickey	2	3	14	1	13	4.3	1	9	6.5
Brycen Coleman	12	1	8	0	8	8.0	0	8	0.7
Whit Muschamp	1	1	8	0	8	8.0	0	8	8.0
Gabe Fields	2	5	9	1	8	1.6	0	3	4.0
Dominic Rezac	7	1	4	0	4	4.0	0	4	0.6
Eli Stowers	12	2	4	2	2	1.0	0	4	0.2
Chase Gillespie	2	1	2	0	2	2.0	0	2	1.0
Martel Hight	12	1	2	0	2	2.0	0	2	0.2
Tristen Brown	12	1	2	0	2	2.0	0	2	0.2
Team	12	12	0	13	-13	-1.1	0	0	-1.1
Total	12	384	2413	182	2231	5.8	34	80	185.9
Opponents	12	345	1576	337	1239	3.6	8	58	103.3

Passing

Player	gp	effic	comp-att-int	pct	yds	td	lg	avg/g
Diego Pavia	12	171.5	242-340-8	71.2	3192	27	71	266.0
Blaze Berlowitz	6	137.1	9-17-0	52.9	131	1	27	21.8
Whit Muschamp	1	178.7	2-3-0	66.7	40	0	35	40.0
Drew Dickey	2	167.6	1-2-0	50.0	28	0	28	14.0
Total	12	170.0	254-362-8	70.2	3391	28	71	282.6
Opponents	12	138.1	289-436-7	66.3	3030	22	75	252.5

Receiving

Player	gp	no.	yds	avg	td	lg	avg/g
Eli Stowers	12	62	769	12.4	4	67	64.1
Junior Sherrill	12	46	661	14.4	7	40	55.1
Tre Richardson	12	40	679	17.0	6	71	56.6
Richie Hoskins	12	26	305	11.7	3	53	25.4
Sedrick Alexander	12	16	181	11.3	4	26	15.1
Makhilyn Young	12	14	133	9.5	0	24	11.1
Cole Spence	12	13	202	15.5	2	33	16.8
Martel Hight	12	7	64	9.1	0	18	5.3
Tristen Brown	12	7	122	17.4	0	28	10.2
Kayleb Barnett	11	6	53	8.8	1	13	4.8
Jamezell Lassiter	10	4	57	14.3	0	26	5.7
Brycen Coleman	12	3	67	22.3	1	54	5.6
Trent Hudson	7	2	32	16.0	0	19	4.6
Gabe Fisher	12	2	6	3.0	0	5	0.5
AJ Newberry	11	2	18	9.0	0	12	1.6
Chase Mitchell	12	1	-5	-5.0	0	0	-0.4
Emmanuel Adebisi	12	1	7	7.0	0	7	0.6
Dominic Rezac	7	1	35	35.0	0	35	5.0
Joseph McVay	11	1	5	5.0	0	5	0.5
Total	12	254	3391	13.4	28	71	282.6
Opponents	12	289	3030	10.5	22	75	252.5

Punt Returns

Player	no.	yds	avg	td	lg
Martel Hight	10	76	7.6	0	19
Jamison Curtis	1	21	21.0	1	17
Tristen Brown	1	6	6.0	0	6
Total	12	103	8.6	1	19
Opponents	6	34	5.7	0	12

Interceptions

Player	no.	yds	avg	td	lg
Martel Hight	3	71	23.7	0	36
Zaylin Wood	1	11	11.0	0	11
Kolbey Taylor	1	4	4.0	0	4
Bryan Longwell	1	7	7.0	0	7
CJ Heard	1	0	0.0	0	0
Total	7	93	13.3	0	36
Opponents	8	82	10.3	0	28

Kick Returns

Player	no.	yds	avg	td	lg
Tre Richardson	14	371	26.5	0	46
Jaylon Stone	2	15	7.5	0	10
Dontae Carter	1	19	19.0	0	19
Total	17	405	23.8	0	46
Opponents	15	295	19.7	0	43

Fumbles Recovered

Player	no.	yds	avg	td	lg
Miles Capers	1	7	7.0	0	7
Khordae Sydnor	1	0	0.0	0	0
Kolbey Taylor	1	0	0.0	0	0
Jordan Matthews	1	0	0.0	0	0
Jailen Ruth	1	0	0.0	0	0
Jaylon Stone	1	0	0.0	0	0
CJ Heard	1	0	0.0	0	0
Total	7	7	1.0	0	7
Opponents	4	0	0.0	0	0



INDIVIDUAL STATS

Scoring

			PAT						
Player	td	fg	kick	rush	rcv	pass	dxp	saf	pts
Sedrick Alexander	15	-	-	-	-	-	-	-	90
Brock Taylor	-	11-12	57-58	-	-	-	-	-	90
Diego Pavia	9	-	-	-	-	1	-	-	54
Junior Sherrill	8	-	-	-	1	-	-	-	50
Makhilyn Young	6	-	-	-	-	-	-	-	36
Tre Richardson	6	-	-	-	-	-	-	-	36
Eli Stowers	4	-	-	-	-	-	-	-	24
Richie Hoskins	3	-	-	-	-	-	-	-	18
AJ Newberry	3	-	-	-	-	-	-	-	18
Cole Spence	2	-	-	-	-	-	-	-	12
Jamezell Lassiter	2	-	-	-	-	-	-	-	12
Drew Dickey	1	-	-	-	-	-	-	-	6
Blaze Berlowitz	1	-	-	-	-	-	-	-	6
Brycen Coleman	1	-	-	-	-	-	-	-	6
Jamison Curtis	1	-	-	-	-	-	-	-	6
Kayleb Barnett	1	-	-	-	-	-	-	-	6
Mason Rohmiller	-	-	2-2	-	-	-	-	-	2
Justin Dewers	-	-	1-1	-	-	-	-	-	1
Total	63	11-12	60-61	0	1	1	0	0	473
Opponents	30	18-24	25-26	0	2	2	0	0	263

Field Goals

Player	fg	pct.	01-19	20-29	30-39	40-49	50-99	lg	blk
Brock Taylor	11-12	91.7	0-0	2-2	5-5	3-4	1-1	51	0
Opponents	18-24	75.0	0-0	5-6	8-8	4-6	1-4	52	1

FG Sequence

Team Name	Vanderbilt	Opponents
Charleston So.	(35)	(38)
Virginia Tech	(29)	(28),(27)
South Carolina	(51)	53
Georgia St.		(52),49
Utah St.	(46),(31)	
Alabama		47,(38),(30),(30)
LSU	(46)	(48),52,(42),(23)
Missouri	(38)	(39),29
Texas	(44),48	(39),(37),51
Auburn	(23)	(26),(47),(38)
Kentucky	(39)	(47)
Tennessee	(35)	(25)

Numbers in (parentheses) indicate field goal was made

Total Offense

Player	g	plays	rush	pass	total	avg/g
Diego Pavia	12	492	826	3192	4018	334.8
Sedrick Alexander	12	102	560	0	560	46.7
Makhilyn Young	12	45	410	0	410	34.2
Blaze Berlowitz	6	28	81	131	212	35.3
Jamezell Lassiter	10	9	143	0	143	14.3
Tre Richardson	12	8	58	0	58	4.8
AJ Newberry	11	18	57	0	57	5.2
Whit Muschamp	1	4	8	40	48	48.0
Drew Dickey	2	5	13	28	41	20.5
Kayleb Barnett	11	6	29	0	29	2.6
Junior Sherrill	12	4	16	0	16	1.3
Richie Hoskins	12	1	15	0	15	1.3
Brycen Coleman	12	1	8	0	8	0.7
Gabe Fields	2	5	8	0	8	4.0
Dominic Rezac	7	1	4	0	4	0.6
Eli Stowers	12	2	2	0	2	0.2
Chase Gillespie	2	1	2	0	2	1.0
Martel Hight	12	1	2	0	2	0.2
Tristen Brown	12	1	2	0	2	0.2
Team	12	0	-13	0	-13	-1.1
Total	12	746	2231	3391	5622	468.5
Opponents	12	781	1239	3030	4269	355.8

Punting

Player	no.	yds	avg	lg	tb	fc	i20	50+	blk
Nick Haberer	23	1075	46.7	57	2	10	11	8	0
Total	23	1075	46.7	57	2	10	11	8	0
Opponents	45	1924	42.8	62	0	17	10	12	1

Kickoffs

Player	no.	yds	avg	tb	ob	retn	net	ydlIn
Brock Taylor	66	4158	63.0	52	2			
Justin Dewers	16	1037	64.8	12	1			
Total	82	5195	63.4	64	3	15	39	26
Opponents	59	3607	61.1	34	1	18	37.6	27



INDIVIDUAL STATS

All Purpose

Player	g	rush	rcv	pr	kr	ir	total	avg/g
Tre Richardson	12	58	679	0	371	0	1108	92.3
Diego Pavia	12	826	0	0	0	0	826	68.8
Eli Stowers	12	2	769	0	0	0	771	64.3
Sedrick Alexander	12	560	181	0	0	0	741	61.8
Junior Sherrill	12	16	661	0	0	0	677	56.4
Makhilyn Young	12	410	133	0	0	0	543	45.3
Richie Hoskins	12	15	305	0	0	0	320	26.7
Martel Hight	12	2	64	76	0	71	213	17.8
Cole Spence	12	0	202	0	0	0	202	16.8
Jamezell Lassiter	10	143	57	0	0	0	200	20.0
Tristen Brown	12	2	122	6	0	0	130	10.8
Kayleb Barnett	11	29	53	0	0	0	82	7.5
Blaze Berlowitz	6	81	0	0	0	0	81	13.5
AJ Newberry	11	57	18	0	0	0	75	6.8
Brycen Coleman	12	8	67	0	0	0	75	6.3
Dominic Rezac	7	4	35	0	0	0	39	5.6
Trent Hudson	7	0	32	0	0	0	32	4.6
Jamison Curtis	7	0	0	21	0	0	21	3.0
Dontae Carter	12	0	0	0	19	0	19	1.6
Jaylon Stone	12	0	0	0	15	0	15	1.3
Drew Dickey	2	13	0	0	0	0	13	6.5
Zaylin Wood	12	0	0	0	0	11	11	0.9
Whit Muschamp	1	8	0	0	0	0	8	8.0
Gabe Fields	2	8	0	0	0	0	8	4.0
Emmanuel Adebisi	12	0	7	0	0	0	7	0.6
Bryan Longwell	12	0	0	0	0	7	7	0.6
Gabe Fisher	12	0	6	0	0	0	6	0.5
Joseph McVay	11	0	5	0	0	0	5	0.5
Kolbey Taylor	12	0	0	0	0	4	4	0.3
Chase Gillespie	2	2	0	0	0	0	2	1.0
Chase Mitchell	12	0	-5	0	0	0	-5	-0.4
Team	12	-13	0	0	0	0	-13	-1.1
Total	12	2231	3391	103	405	93	6223	518.6
Opponents	12	1239	3030	34	295	82	4680	390.0



OVERALL DEFENSE

			Tackles				Sacks	Pass defense			Fumbles		blkd	
##	Player	gp	ua	a	tot	tfl/yds	no-yds	int-yds	brup	qbh	fr-yds	ff	kick	saf
11	Bryan Longwell	12	34	34	68	9-26	1-9	1-7	2	4
8	CJ Heard	12	40	24	64	3.5-29	2-23	1-0	3	5	1-0	1	.	.
10	Langston Patterson	12	24	37	61	0.5-1	.	.	.	3	.	1	.	.
2	Randon Fontenette	12	29	20	49	6.5-23	.	.	6	5	.	1	.	.
7	Marlen Sewell	12	25	23	48	1.5-7	0.5-5	.	2
24	Nick Rinaldi	12	20	22	42	7-38	3.5-26	.	1	9
29	Miles Capers	12	17	21	38	9.5-60	4.5-42	.	2	5	1-7	1	.	.
4	Martel Hight	12	21	11	32	0.5-1	.	3-71	2
1	Dontae Carter	12	16	15	31	.	.	.	1
96	Khordae Sydnor	12	11	18	29	8.5-40	3.5-18	.	2	7	1-0	.	1	.
22	Bryce Cowan	12	17	10	27	3-27	2-25	.	.	5	.	4	.	.
15	Zaylin Wood	12	10	15	25	4.5-37	4-36	1-11	2	5
99	Joshua Singh	11	10	14	24	5-19	1-10	.	1	4
3	Kolbey Taylor	12	21	2	23	1-3	.	1-4	3	.	1-0	.	.	.
92	Jaylon Stone	12	5	16	21	2-3	.	.	2	1	1-0	1	.	.
17	Mark Davis	11	12	9	21	2-5	.	.	3
6	Jordan Matthews	12	17	2	19	.	.	.	3	.	1-0	1	.	.
53	Glenn Seabrooks III	12	7	9	16	0.5-1	.	.	1
20	Prince Kollie	12	9	6	15	1-2	.	.	.	1
95	Linus Zunk	12	7	6	13	3.5-12	3-12	.	.	4
9	Keanu Koht	12	4	6	10	3-11	2-10	.	1	2
27	Jaylin Lackey	12	8	2	10	1
0	Marlon Jones Jr.	8	5	4	9
23	Carson Lawrence	12	8	1	9	.	.	.	1
94	Bradley Mann	12	4	4	8
40	Jamison Curtis	7	4	4	8	1	.
34	Austin Howard	12	3	4	7	1-1
26	Cayden Daniels	4	3	3	6	.	.	.	1
54	Mason Nelson	10	2	4	6	1-5	1-5
33	Vanzale Hinton	6	3	.	3	.	.	.	1	.	.	1	.	.
32	Mason Carter	12	2	1	3	1
18	Jalen Gilbert	12	3	.	3	.	.	.	2
55	Aaron Bryant	11	1	2	3	1-1
82	Brycen Coleman	12	2	.	2	1-14	1	.	.
97	Hayden Bray	6	1	1	2	1-6	1-6
15	Joseph McVay	11	2	.	2
14	Jailen Ruth	12	1	1	2	1-0	.	.	.
45	Emmanuel Adebisi	12	1	.	1	1	.
6	Tre Richardson	12	1	.	1
35	Payne Daniel	2	1	.	1
5	Yilanan Ouattara	1	.	1	1



TEAM GAME-BY-GAME

Date	Opponent	Rushing				Receiving				Passing				Kick Returns				Punt Returns				tot
		no.	yds	td	lg	no.	yds	td	lg	cmp-att-int	yds	td	lg	no.	yds	td	lg	no.	yds	td	lg	off
08/30/2025	Charleston So.	31	201	3	35	21	280	3	41	21-28-0	280	3	41	1	29	0	29	1	11	0	11	481
09/06/2025	at Virginia Tech	37	262	3	62	14	228	3	54	14-20-1	228	3	54	0	0	0	0	0	0	0	0	490
09/13/2025	at South Carolina	37	146	2	44	18	177	2	24	18-26-1	177	2	24	2	40	0	26	0	0	0	0	323
09/20/2025	Georgia St.	37	286	8	60	23	349	1	48	23-34-0	349	1	48	1	46	0	46	4	51	1	19	635
09/27/2025	Utah St.	30	222	2	48	26	321	5	53	26-35-1	321	5	53	2	51	0	41	2	9	0	7	543
10/04/2025	at Alabama	19	135	1	65	21	198	1	33	21-35-1	198	1	33	1	27	0	27	0	0	0	0	333
10/18/2025	LSU	45	239	3	43	14	160	1	25	14-22-0	160	1	25	2	59	0	43	1	17	0	17	399
10/25/2025	Missouri	26	136	2	80	10	129	0	37	10-19-1	129	0	37	2	37	0	22	1	3	0	3	265
11/01/2025	at Texas	24	58	1	25	27	365	3	67	27-38-0	365	3	67	3	66	0	32	0	0	0	0	423
11/08/2025	Auburn	36	167	3	28	25	377	3	57	25-33-0	377	3	57	1	18	0	18	1	0	0	0	544
11/22/2025	Kentucky	25	65	1	21	37	539	5	71	37-44-1	539	5	71	1	5	0	5	1	9	0	9	604
11/29/2025	at Tennessee	37	314	5	41	18	268	1	37	18-28-2	268	1	37	1	27	0	27	1	3	0	3	582
Vanderbilt		384	2231	34	80	254	3391	28	71	254-362-8	3391	28	71	17	405	0	46	12	103	1	19	5622
Opponents		345	1239	8	58	289	3030	22	75	289-436-7	3030	22	75	15	295	0	43	6	34	0	12	4269

Vanderbilt Averages

Games	Avg/ rush	Avg/ catch	Pass effc	KR avg	PR avg	All purpose avg/game	Total offense avg/game
12	5.8	13.4	170.0	23.8	8.6	518.6	468.5

Date	Opponent	ua	Tackles			Sacks no-yds	Fumble		Pass Defense			blkd kick	PAT attempts			off		
			a	total	tfl-yds		ff	fr-yds	int-yds	qbh	brup		kick	rush	rcv	saf	t/o	pts
08/30/2025	Charleston So.	27	20	47	7.0-32	3-22	1	1-0	1-0	3	3	0	6-6	0	0	0	7	45
09/06/2025	at Virginia Tech	33	22	55	8.0-46	3-34	1	1-0	0-0	7	4	0	5-6	0	0	0	0	44
09/13/2025	at South Carolina	46	10	56	8.0-53	2-26	2	2-7	2-18	1	4	0	4-4	0	0	0	0	31
09/20/2025	Georgia St.	32	28	60	8.0-35	3-21	1	1-0	0-0	10	3	3	10-10	0	0	0	7	70
09/27/2025	Utah St.	33	24	57	8.0-30	3-16	2	1-0	0-0	9	2	0	7-7	0	0	0	0	55
10/04/2025	at Alabama	46	30	76	6.0-31	4-27	0	0-0	1-0	1	3	0	2-2	0	0	0	7	14
10/18/2025	LSU	28	16	44	5.0-19	2-13	0	0-0	0-0	4	5	0	4-4	0	0	0	0	31
10/25/2025	Missouri	31	64	95	4.0-22	1-7	1	1-0	0-0	10	0	0	2-2	0	0	0	7	17
11/01/2025	at Texas	34	32	66	1.0-2	0-0	0	0-0	0-0	3	1	0	2-2	0	1	0	0	31
11/08/2025	Auburn	38	42	80	5.0-18	2-14	2	0-0	0-0	5	4	0	6-6	0	0	0	0	45
11/22/2025	Kentucky	24	38	62	7.0-24	2-12	0	0-0	3-75	9	7	0	6-6	0	0	0	0	45
11/29/2025	at Tennessee	39	26	65	10.0-60	4-35	2	0-0	0-0	1	6	0	6-6	0	0	0	0	45
Vanderbilt		411	352	763	77.0-372	29-227	12	7-7	7-93	63	42	3	60-61	0	1	0	28	473
Opponents		384	364	748	52.0-175	19-97	7	4-0	8-82	38	29	0	25-26	0	2	0	41	263

Date	Opponent	no.	yds	Punting							Field Goals			Kickoffs			
				avg	long	blkd	tb	fc	50+	i20	md-att	long	blkd	no.	yds	avg	tb ob
08/30/2025	Charleston So.	2	102	51.0	56	0	1	1	1	1	1-1	35	0	8	513	64.1	6 1
09/06/2025	at Virginia Tech	0	0	0.0	0	0	0	0	0	0	1-1	29	0	8	520	65.0	8 0
09/13/2025	at South Carolina	3	133	44.3	53	0	0	1	1	1	1-1	51	0	6	398	66.3	4 1
09/20/2025	Georgia St.	0	0	0.0	0	0	0	0	0	0	0-0	0	0	11	696	63.3	9 0
09/27/2025	Utah St.	2	111	55.5	56	0	0	1	2	0	2-2	46	0	9	582	64.7	7 0
10/04/2025	at Alabama	3	134	44.7	48	0	0	2	0	2	0-0	0	0	3	188	62.7	0 0
10/18/2025	LSU	2	95	47.5	53	0	1	1	1	0	1-1	46	0	6	371	61.8	3 1
10/25/2025	Missouri	5	222	44.4	50	0	0	3	1	2	1-1	38	0	4	260	65.0	4 0
11/01/2025	at Texas	2	102	51.0	57	0	0	0	1	2	1-2	44	0	4	187	46.8	1 0
11/08/2025	Auburn	2	86	43.0	44	0	0	1	0	1	1-1	23	0	7	455	65.0	7 0
11/22/2025	Kentucky	1	55	55.0	55	0	0	0	1	1	1-1	39	0	8	520	65.0	8 0
11/29/2025	at Tennessee	1	35	35.0	35	0	0	0	0	1	1-1	35	0	8	505	63.1	7 0
Vanderbilt		23	1075	46.7	57	0	2	10	8	11	11-12	51	0	82	5195	63.4	64 3
Opponents		45	1924	42.8	62	1	0	17	12	10	18-24	52	1	59	3607	61.1	34 1



OPPONENT GAME-BY-GAME

Date	Opponent	Rushing				Receiving				Passing				Kick Returns				Punt Returns				tot
		no.	yds	td	lg	no.	yds	td	lg	cmp-att-int	yds	td	lg	no.	yds	td	lg	no.	yds	td	lg	off
08/30/2025	Charleston So.	27	48	0	11	10	87	0	19	10-19-1	87	0	19	1	15	0	15	0	0	0	0	135
09/06/2025	at Virginia Tech	31	114	1	27	17	134	1	33	17-29-0	134	1	33	0	0	0	0	0	0	0	0	248
09/13/2025	at South Carolina	29	86	1	16	24	242	0	33	24-34-2	242	0	33	1	43	0	43	1	11	0	11	328
09/20/2025	Georgia St.	20	32	0	20	31	258	3	32	31-48-0	258	3	32	2	37	0	23	0	0	0	0	290
09/27/2025	Utah St.	25	119	0	58	28	274	5	25	28-38-0	274	5	25	2	42	0	25	1	0	0	0	393
10/04/2025	at Alabama	38	146	1	22	23	340	2	54	23-31-1	340	2	54	3	64	0	25	1	2	0	2	486
10/18/2025	LSU	21	100	0	51	19	225	2	62	19-28-0	225	2	62	2	36	0	20	0	0	0	0	325
10/25/2025	Missouri	41	170	0	34	23	206	1	36	23-37-0	206	1	36	0	0	0	0	1	9	0	9	376
11/01/2025	at Texas	27	100	1	13	25	328	3	75	25-33-0	328	3	75	3	33	0	18	1	12	0	12	428
11/08/2025	Auburn	36	210	2	23	31	353	2	39	31-46-0	353	2	39	0	0	0	0	0	0	0	0	563
11/22/2025	Kentucky	19	31	0	9	29	284	2	41	29-49-3	284	2	41	0	0	0	0	1	0	0	0	315
11/29/2025	at Tennessee	31	83	2	35	29	299	1	52	29-44-0	299	1	52	1	25	0	25	0	0	0	0	382
Opponents		345	1239	8	58	289	3030	22	75	289-436-7	3030	22	75	15	295	0	43	6	34	0	12	4269
Vanderbilt		384	2231	34	80	254	3391	28	71	254-362-8	3391	28	71	17	405	0	46	12	103	1	19	5622

Opponents Averages

Games	Avg/ rush	Avg/ catch	Pass effic	KR avg	PR avg	All purpose avg/game	Total offense avg/game
12	3.6	10.5	138.1	19.7	5.7	390.0	355.8

Date	Opponent	Tackles				Sacks no-yds	Fumble		Pass Defense			blkd kick	PAT attempts			off		
		ua	a	total	tfl-yds		ff	fr-yds	int-yds	qbh	brup		kick	rush	rcv	saf	t/o	pts
08/30/2025	Charleston So.	26	42	68	2.0-5	1-3	1	0-0	0-0	2	2	0	0-0	0	0	0	0	3
09/06/2025	at Virginia Tech	15	52	67	2.0-6	0-0	1	1-0	1-0	3	2	0	2-2	0	0	0	14	20
09/13/2025	at South Carolina	48	12	60	5.0-13	1-5	1	0-0	1-20	4	2	0	1-1	0	0	0	0	7
09/20/2025	Georgia St.	36	20	56	5.0-11	0-0	0	0-0	0-0	2	2	0	0-1	0	0	0	0	21
09/27/2025	Utah St.	27	42	69	2.0-5	1-4	0	0-0	1-0	1	0	0	5-5	0	0	0	0	35
10/04/2025	at Alabama	27	20	47	2.0-14	1-11	1	1-0	1-12	4	5	0	3-3	0	0	0	10	30
10/18/2025	LSU	40	24	64	4.0-15	1-8	0	0-0	0-0	4	2	0	1-1	0	1	0	0	24
10/25/2025	Missouri	19	26	45	4.0-8	2-6	0	0-0	1-3	4	3	0	1-1	0	0	0	0	10
11/01/2025	at Texas	40	20	60	10.0-52	6-39	1	1-0	0-0	7	2	0	4-4	0	0	0	0	34
11/08/2025	Auburn	40	34	74	5.0-12	1-2	1	1-0	0-0	1	3	0	3-3	0	1	0	3	38
11/22/2025	Kentucky	35	36	71	7.0-20	4-16	0	0-0	1-28	2	2	0	2-2	0	0	0	0	17
11/29/2025	at Tennessee	31	36	67	4.0-14	1-3	1	0-0	2-19	4	4	0	3-3	0	0	0	14	24
Opponents		384	364	748	52.0-175	19-97	7	4-0	8-82	38	29	0	25-26	0	2	0	41	263
Vanderbilt		411	352	763	77.0-372	29-227	12	7-7	7-93	63	42	3	60-61	0	1	0	28	473

Date	Opponent	Punting										Field Goals			Kickoffs				
		no.	yds	avg	long	blkd	tb	fc	50+	i20	md-att	long	blkd	no.	yds	avg	tb	ob	
08/30/2025	Charleston So.	7	273	39.0	53	0	0	2	2	1	1-1	38	0	2	130	65.0	1	0	
09/06/2025	at Virginia Tech	4	177	44.3	47	0	0	2	0	0	2-2	28	0	4	260	65.0	4	0	
09/13/2025	at South Carolina	2	90	45.0	49	0	0	1	0	0	0-1	0	0	2	129	64.5	0	0	
09/20/2025	Georgia St.	6	235	39.2	62	1	0	0	2	1	1-2	52	1	5	277	55.4	3	0	
09/27/2025	Utah St.	5	247	49.4	58	0	0	1	3	3	0-0	0	0	6	342	57.0	1	1	
10/04/2025	at Alabama	1	30	30.0	30	0	0	0	0	0	3-4	38	0	7	455	65.0	6	0	
10/18/2025	LSU	2	92	46.0	53	0	0	1	1	0	3-4	48	0	6	384	64.0	4	0	
10/25/2025	Missouri	4	172	43.0	52	0	0	1	1	3	1-2	39	0	3	192	64.0	1	0	
11/01/2025	at Texas	1	25	25.0	25	0	0	1	0	1	2-3	39	0	7	435	62.1	1	0	
11/08/2025	Auburn	3	126	42.0	47	0	0	1	0	1	3-3	47	0	7	452	64.6	6	0	
11/22/2025	Kentucky	6	280	46.7	53	0	0	4	3	0	1-1	47	0	5	229	45.8	3	0	
11/29/2025	at Tennessee	4	177	44.3	46	0	0	3	0	0	1-1	25	0	5	322	64.4	4	0	
Opponents		45	1924	42.8	62	1	0	17	12	10	18-24	52	1	59	3607	61.1	34	1	
Vanderbilt		23	1075	46.7	57	0	2	10	8	11	11-12	51	0	82	5195	63.4	64	3	



TEAM GAME HIGHS

RUSHES	45	LSU (10/18/2025)
YARDS RUSHING	314	at Tennessee (11/29/2025)
YARDS PER RUSH	8.5	at Tennessee (11/29/2025)
TD RUSHES	8	Georgia St. (09/20/2025)
PASS ATTEMPTS	44	Kentucky (11/22/2025)
PASS COMPLETIONS	37	Kentucky (11/22/2025)
YARDS PASSING	539	Kentucky (11/22/2025)
YARDS PER PASS	12.3	Kentucky (11/22/2025)
TD PASSES	5	Kentucky (11/22/2025)
	5	Utah St. (09/27/2025)
TOTAL PLAYS	71	Georgia St. (09/20/2025)
TOTAL OFFENSE	635	Georgia St. (09/20/2025)
YARDS PER PLAY	9.0	at Tennessee (11/29/2025)
POINTS	70	Georgia St. (09/20/2025)
SACKS BY	4	at Tennessee (11/29/2025)
	4	at Alabama (10/04/2025)
FIRST DOWNS	31	Utah St. (09/27/2025)
PENALTIES	11	at Virginia Tech (09/06/2025)
PENALTY YARDS	99	Georgia St. (09/20/2025)
TURNOVERS	2	at Tennessee (11/29/2025)
	2	at Alabama (10/04/2025)
	2	at Virginia Tech (09/06/2025)
PUNTS	5	Missouri (10/25/2025)
PUNTING AVG	55.5	Utah St. (09/27/2025)
LONG PUNT	57	at Texas (11/01/2025)
PUNTS INSIDE 20	2	at Texas (11/01/2025)
	2	Missouri (10/25/2025)
	2	at Alabama (10/04/2025)
LONG PUNT RETURN	19	Georgia St. (09/20/2025)



OPPONENT GAME HIGHS

RUSHES	41	Missouri (10/25/2025)
YARDS RUSHING	210	Auburn (11/08/2025)
YARDS PER RUSH	5.8	Auburn (11/08/2025)
TD RUSHES	2	at Tennessee (11/29/2025)
	2	Auburn (11/08/2025)
PASS ATTEMPTS	49	Kentucky (11/22/2025)
PASS COMPLETIONS	31	Auburn (11/08/2025)
	31	Georgia St. (09/20/2025)
YARDS PASSING	353	Auburn (11/08/2025)
YARDS PER PASS	11.0	at Alabama (10/04/2025)
TD PASSES	5	Utah St. (09/27/2025)
TOTAL PLAYS	82	Auburn (11/08/2025)
TOTAL OFFENSE	563	Auburn (11/08/2025)
YARDS PER PLAY	7.1	at Texas (11/01/2025)
POINTS	38	Auburn (11/08/2025)
SACKS BY	6	at Texas (11/01/2025)
FIRST DOWNS	34	Auburn (11/08/2025)
PENALTIES	15	Georgia St. (09/20/2025)
PENALTY YARDS	109	Georgia St. (09/20/2025)
TURNOVERS	4	at South Carolina (09/13/2025)
PUNTS	7	Charleston So. (08/30/2025)
PUNTING AVG	49.4	Utah St. (09/27/2025)
LONG PUNT	62	Georgia St. (09/20/2025)
PUNTS INSIDE 20	3	Missouri (10/25/2025)
	3	Utah St. (09/27/2025)
LONG PUNT RETURN	12	at Texas (11/01/2025)



TEAM GAME LOWS

RUSHES	19	at Alabama (10/04/2025)
YARDS RUSHING	58	at Texas (11/01/2025)
YARDS PER RUSH	2.4	at Texas (11/01/2025)
TD RUSHES	1 1 1	Kentucky (11/22/2025) at Texas (11/01/2025) at Alabama (10/04/2025)
PASS ATTEMPTS	19	Missouri (10/25/2025)
PASS COMPLETIONS	10	Missouri (10/25/2025)
YARDS PASSING	129	Missouri (10/25/2025)
YARDS PER PASS	5.7	at Alabama (10/04/2025)
TD PASSES	0	Missouri (10/25/2025)
TOTAL PLAYS	45	Missouri (10/25/2025)
TOTAL OFFENSE	265	Missouri (10/25/2025)
YARDS PER PLAY	5.1	at South Carolina (09/13/2025)
POINTS	14	at Alabama (10/04/2025)
SACKS BY	0	at Texas (11/01/2025)
FIRST DOWNS	13	Missouri (10/25/2025)
PENALTIES	3	Auburn (11/08/2025)
PENALTY YARDS	21	Auburn (11/08/2025)
INTERCEPTIONS BY	0 0 0 0 0 0 0 0 0	at Tennessee (11/29/2025) Auburn (11/08/2025) at Texas (11/01/2025) Missouri (10/25/2025) LSU (10/18/2025) Utah St. (09/27/2025) Georgia St. (09/20/2025) at Virginia Tech (09/06/2025)
PUNTS	0 0	Georgia St. (09/20/2025) at Virginia Tech (09/06/2025)
PUNTING AVG	0.0 0.0	Georgia St. (09/20/2025) at Virginia Tech (09/06/2025)
LONG PUNT	0 0	Georgia St. (09/20/2025) at Virginia Tech (09/06/2025)
PUNTS INSIDE 20	0 0 0 0	LSU (10/18/2025) Utah St. (09/27/2025) Georgia St. (09/20/2025) at Virginia Tech (09/06/2025)
LONG PUNT RETURN	0 0 0 0 0	Auburn (11/08/2025) at Texas (11/01/2025) at Alabama (10/04/2025) at South Carolina (09/13/2025) at Virginia Tech (09/06/2025)



OPPONENT GAME LOWS

RUSHES	19	Kentucky (11/22/2025)
YARDS RUSHING	31	Kentucky (11/22/2025)
YARDS PER RUSH	1.6	Georgia St. (09/20/2025)
TD RUSHES	0	Kentucky (11/22/2025)
	0	Missouri (10/25/2025)
	0	LSU (10/18/2025)
	0	Utah St. (09/27/2025)
	0	Georgia St. (09/20/2025)
	0	Charleston So. (08/30/2025)
PASS ATTEMPTS	19	Charleston So. (08/30/2025)
PASS COMPLETIONS	10	Charleston So. (08/30/2025)
YARDS PASSING	87	Charleston So. (08/30/2025)
YARDS PER PASS	4.6	Charleston So. (08/30/2025)
TD PASSES	0	at South Carolina (09/13/2025)
	0	Charleston So. (08/30/2025)
TOTAL PLAYS	46	Charleston So. (08/30/2025)
TOTAL OFFENSE	135	Charleston So. (08/30/2025)
YARDS PER PLAY	2.9	Charleston So. (08/30/2025)
POINTS	3	Charleston So. (08/30/2025)
SACKS BY	0	Georgia St. (09/20/2025)
	0	at Virginia Tech (09/06/2025)
FIRST DOWNS	7	Charleston So. (08/30/2025)
PENALTIES	3	at Alabama (10/04/2025)
	3	Utah St. (09/27/2025)
	3	at Virginia Tech (09/06/2025)
PENALTY YARDS	30	at Alabama (10/04/2025)
	30	Utah St. (09/27/2025)
	30	at Virginia Tech (09/06/2025)
INTERCEPTIONS BY	0	Auburn (11/08/2025)
	0	at Texas (11/01/2025)
	0	LSU (10/18/2025)
	0	Georgia St. (09/20/2025)
	0	Charleston So. (08/30/2025)
PUNTS	1	at Texas (11/01/2025)
	1	at Alabama (10/04/2025)
PUNTING AVG	25.0	at Texas (11/01/2025)
LONG PUNT	25	at Texas (11/01/2025)
PUNTS INSIDE 20	0	at Tennessee (11/29/2025)
	0	Kentucky (11/22/2025)
	0	LSU (10/18/2025)
	0	at Alabama (10/04/2025)
	0	at South Carolina (09/13/2025)
	0	at Virginia Tech (09/06/2025)
LONG PUNT RETURN	0	at Tennessee (11/29/2025)
	0	Kentucky (11/22/2025)
	0	Auburn (11/08/2025)
	0	LSU (10/18/2025)
	0	Utah St. (09/27/2025)
	0	Georgia St. (09/20/2025)
	0	at Virginia Tech (09/06/2025)
	0	Charleston So. (08/30/2025)



INDIVIDUAL GAME HIGHS

RUSHES	20	Diego Pavia at Tennessee (11/29/2025)
YARDS RUSHING	165	Diego Pavia at Tennessee (11/29/2025)
TD RUSHES	3	Sedrick Alexander at Tennessee (11/29/2025)
LONG RUSH	80	Makhilyn Young vs Missouri (10/25/2025)
PASS ATTEMPTS	39	Diego Pavia vs Kentucky (11/22/2025)
PASS COMPLETIONS	33	Diego Pavia vs Kentucky (11/22/2025)
YARDS PASSING	484	Diego Pavia vs Kentucky (11/22/2025)
TD PASSES	5 5	Diego Pavia vs Kentucky (11/22/2025) Diego Pavia vs Utah St. (09/27/2025)
LONG PASS	71	Diego Pavia vs Kentucky (11/22/2025)
RECEPTIONS	12	Eli Stowers vs Auburn (11/08/2025)
YARDS RECEIVING	159	Tre Richardson vs Kentucky (11/22/2025)
TD RECEPTIONS	3 3	Tre Richardson vs Kentucky (11/22/2025) Junior Sherrill vs Utah St. (09/27/2025)
LONG RECEPTION	71	Tre Richardson vs Kentucky (11/22/2025)
PUNTS	5	Nick Haberer vs Missouri (10/25/2025)
PUNTING AVG	55.5	Nick Haberer vs Utah St. (09/27/2025)
LONG PUNT	57	Nick Haberer at Texas (11/01/2025)
PUNTS INSIDE 20	2 2 2	Nick Haberer at Texas (11/01/2025) Nick Haberer vs Missouri (10/25/2025) Nick Haberer at Alabama (10/04/2025)
LONG PUNT RETURN	19	Martel Hight vs Georgia St. (09/20/2025)
LONG KICKOFF RETURN	46	Tre Richardson vs Georgia St. (09/20/2025)
TACKLES	13 13	Bryan Longwell vs Auburn (11/08/2025) Bryan Longwell vs Missouri (10/25/2025)
SACKS	2	Linus Zunk vs Utah St. (09/27/2025)
TACKLES FOR LOSS	2.5 2.5 2.5 2.5 2.5	Miles Capers vs Utah St. (09/27/2025) Miles Capers vs Georgia St. (09/20/2025) Nick Rinaldi at South Carolina (09/13/2025) Nick Rinaldi at Virginia Tech (09/06/2025) Miles Capers vs Charleston So. (08/30/2025)



RUSHES		22	Jamarion Miller at Alabama (10/04/2025)
YARDS RUSHING		136	Jamarion Miller at Alabama (10/04/2025)
TD RUSHES		2 2	DeSean Bishop at Tennessee (11/29/2025) Ashton Daniels vs Auburn (11/08/2025)
LONG RUSH		58	Javen Jacobs vs Utah St. (09/27/2025)
PASS ATTEMPTS		44 44 44	Joey Aguilar at Tennessee (11/29/2025) Cutter Boley vs Kentucky (11/22/2025) Ashton Daniels vs Auburn (11/08/2025)
PASS COMPLETIONS		31	Ashton Daniels vs Auburn (11/08/2025)
YARDS PASSING		353	Ashton Daniels vs Auburn (11/08/2025)
TD PASSES		3 3	Arch Manning at Texas (11/01/2025) Bryson Barnes vs Utah St. (09/27/2025)
LONG PASS		75	Arch Manning at Texas (11/01/2025)
RECEPTIONS		11	Eric Singleton Jr. vs Auburn (11/08/2025)
YARDS RECEIVING		143	Cam Coleman vs Auburn (11/08/2025)
TD RECEPTIONS		1 1	Chris Brazzell II at Tennessee (11/29/2025) Fred Farrier II vs Kentucky (11/22/2025) J.J. Hester vs Kentucky (11/22/2025) Eric Singleton Jr. vs Auburn (11/08/2025) Cam Coleman vs Auburn (11/08/2025) Ryan Wingo at Texas (11/01/2025) Emmett Mosley V at Texas (11/01/2025) CJ Baxter at Texas (11/01/2025) Jude James vs Missouri (10/25/2025) Trey'Dez Green vs LSU (10/18/2025) Zavion Thomas vs LSU (10/18/2025) Germie Bernard at Alabama (10/04/2025) Ryan Williams at Alabama (10/04/2025) Javen Jacobs vs Utah St. (09/27/2025) Braden Pegan vs Utah St. (09/27/2025) Brady Boyd vs Utah St. (09/27/2025) Josh Sterzer vs Utah St. (09/27/2025) Miles Davis vs Utah St. (09/27/2025) Jordon Simmons vs Georgia St. (09/20/2025) Leo Blackburn vs Georgia St. (09/20/2025)
LONG RECEPTION		75	Ryan Wingo at Texas (11/01/2025)
FIELD GOALS		3 3 3	Alex McPherson vs Auburn (11/08/2025) Damian Ramos vs LSU (10/18/2025) Conor Talty at Alabama (10/04/2025)
LONG FIELD GOALS		52	Braeden McAlister vs Georgia St. (09/20/2025)
PUNTS		7	Gilbert Brown vs Charleston So. (08/30/2025)
PUNTING AVG		49.4	Landon Rehkow vs Utah St. (09/27/2025)
LONG PUNT		62	Reed Chandley vs Georgia St. (09/20/2025)
PUNTS INSIDE 20		3 3	Connor Weselman vs Missouri (10/25/2025) Landon Rehkow vs Utah St. (09/27/2025)
LONG PUNT RETURN		12	Ryan Niblett at Texas (11/01/2025)
LONG KICKOFF RETURN		43	Nyck Harbor at South Carolina (09/13/2025)
TACKLES		15	Daveren Rayner vs Kentucky (11/22/2025)
SACKS		2	Ethan Burke at Texas (11/01/2025)
TACKLES FOR LOSS		3	Ethan Burke at Texas (11/01/2025)

OPPONENT INDIVIDUAL GAME HIGHS

Opponent - Individual Game Highs

INTERCEPTIONS	1	Edrees Farooq at Tennessee (11/29/2025)
	1	Ty Redmond at Tennessee (11/29/2025)
	1	Ty Bryant vs Kentucky (11/22/2025)
	1	Damon Wilson II vs Missouri (10/25/2025)
	1	Keon Sabb at Alabama (10/04/2025)
	1	Noah Avinger vs Utah St. (09/27/2025)
	1	Justin Okoronkwo at South Carolina (09/13/2025)
	1	Quentin Reddish at Virginia Tech (09/06/2025)



PASSING GAME-BY-GAME

#2 Diego Pavia	Comp	Att	Int	Pct	Yards	TD	Long	Sacked	Effic.
Charleston So.	20	25	0	80.0	275	3	41	1-3	212.0
Virginia Tech	12	18	1	66.7	193	2	54	0-0	182.3
South Carolina	18	25	1	72.0	177	2	24	1-5	149.9
Georgia St.	18	24	0	75.0	245	1	48	0-0	174.5
Utah St.	26	34	1	76.5	321	5	53	1-4	198.4
Alabama	21	35	1	60.0	198	1	33	1-11	111.2
LSU	14	22	0	63.6	160	1	25	1-8	139.7
Missouri	10	19	1	52.6	129	0	37	2-6	99.1
Texas	27	38	0	71.1	365	3	67	6-39	177.8
Auburn	25	33	0	75.8	377	3	57	1-2	201.7
Kentucky	33	39	1	84.6	484	5	71	3-15	226.0
Tennessee	18	28	2	64.3	268	1	37	1-3	142.2
Totals	242	340	8	71.2	3192	27	71	18-96	171.5

#7 Drew Dickey	Comp	Att	Int	Pct	Yards	TD	Long	Sacked	Effic.
Georgia St.	1	2	0	50.0	28	0	28	0-0	167.6
Totals	1	2	0	50.0	28	0	28	0-0	167.6

#10 Whit Muschamp	Comp	Att	Int	Pct	Yards	TD	Long	Sacked	Effic.
Georgia St.	2	3	0	66.7	40	0	35	0-0	178.7
Totals	2	3	0	66.7	40	0	35	0-0	178.7

#19 Blaze Berlowitz	Comp	Att	Int	Pct	Yards	TD	Long	Sacked	Effic.
Charleston So.	1	3	0	33.3	5	0	5	0-0	47.3
Virginia Tech	2	2	0	100.0	35	1	26	0-0	412.0
South Carolina	0	1	0	0.0	0	0	0	0-0	0.0
Georgia St.	2	5	0	40.0	36	0	26	0-0	100.5
Utah St.	0	1	0	0.0	0	0	0	0-0	0.0
Kentucky	4	5	0	80.0	55	0	27	1-1	172.4
Totals	9	17	0	52.9	131	1	27	1-1	137.1



RETURNS GAME-BY-GAME

Punt Returns

Player	No-Yds	ChaSou	VT	SC	GSU	USU	UA	LS	MO	TX	AU	UK	UT
Martel Hight	10-76	1-11	-	-	2-24	2-9	-	1-17	1-3	-	1-0	1-9	1-3
Jamison Curtis	1-21	-	-	-	1-21	DNP	DNP	DNP	DNP	DNP	-	-	-
Tristen Brown	1-6	-	-	-	1-6	-	-	-	-	-	-	-	-

Kick Returns

Player	No-Yds	ChaSou	VT	SC	GSU	USU	UA	LS	MO	TX	AU	UK	UT
Tre Richardson	14-371	1-29	-	2-40	1-46	1-41	1-27	2-59	2-37	2-47	1-18	-	1-27
Jaylon Stone	2-15	-	-	-	-	1-10	-	-	-	-	-	1-5	-
Dontae Carter	1-19	-	-	-	-	-	-	-	-	1-19	-	-	-

Interceptions Returns

Player	No-Yds	ChaSou	VT	SC	GSU	USU	UA	LS	MO	TX	AU	UK	UT
Martel Hight	3-71	-	-	-	-	-	1-0	-	-	-	-	2-71	-
Zaylin Wood	1-11	-	-	1-11	-	-	-	-	-	-	-	-	-
Bryan Longwell	1-7	-	-	1-7	-	-	-	-	-	-	-	-	-
Kolbey Taylor	1-4	-	-	-	-	-	-	-	-	-	-	1-4	-
CJ Heard	1-0	1-0	-	-	-	-	-	-	-	-	-	-	-

Fumble Returns

Player	No-Yds	ChaSou	VT	SC	GSU	USU	UA	LS	MO	TX	AU	UK	UT
Miles Capers	1-7	-	-	1-7	-	-	-	-	-	-	-	-	-
Kolbey Taylor	1-0	-	-	-	-	1-0	-	-	-	-	-	-	-
Jordan Matthews	1-0	-	-	1-0	-	-	-	-	-	-	-	-	-
CJ Heard	1-0	-	-	-	-	-	-	-	1-0	-	-	-	-
Jailen Ruth	1-0	-	1-0	-	-	-	-	-	-	-	-	-	-
Jaylon Stone	1-0	-	-	-	1-0	-	-	-	-	-	-	-	-
Khordae Sydnor	1-0	1-0	-	-	-	-	-	-	-	-	-	-	-



RUSHING AND RECEIVING GAME-BY-GAME

Player	No-Yds/TD	ChaSou	VT	SC	GSU	USU	UA	LS	MO	TX	AU	UK	UT
Diego Pavia	152-826/9	8-44/0	11-61/0	11-24/0	9-86/1	9-79/1	12-58/0	17-86/2	8-20/1	14-43/1	18-112/1	15-48/1	20-165/1
Sedrick Alexander	102-560/11	12-83/0	10-73/2	13-41/1	3-13/1	8-33/0	4-76/1	13-42/1	10-27/0	5-11/0	10-39/2	4-7/0	10-115/3
Makhilyn Young	45-410/6	3-19/1	8-95/1	3-9/0	2-64/1	4-24/1	1-0/0	6-85/0	4-86/1	4-7/0	5-7/0	1--1/0	4-15/1
AJ Newberry	18-57/3	2-2/1	DNP	2--2/0	4-17/2	3-26/0	1-2/0	2-3/0	1-1/0	1--3/0	2-11/0	-	-
Blaze Berlowitz	11-81/1	2-13/0	2--3/0	1-0/0	4-63/1	-	DNP	DNP	DNP	DNP	DNP	2-8/0	DNP
Jamezell Lassiter	9-143/2	1-35/1	-	1-44/1	4-13/0	2-52/0	-	-	-	DNP	-	1--1/0	DNP
Tre Richardson	8-58/0	1-1/0	2-32/0	1-4/0	-	-	-	3-22/0	1--1/0	-	-	-	-
Kayleb Barnett	6-29/0	-	1-4/0	1-11/0	-	1-3/0	-	1-4/0	-	-	DNP	1-0/0	1-7/0
Gabe Fields	5-8/0	1-2/0	DNP	DNP	4-6/0	DNP	DNP	DNP	DNP	DNP	DNP	DNP	DNP
Junior Sherrill	4-16/1	-	-	-	2-4/1	-	-	-	-	-	-	-	2-12/0
Drew Dickey	3-13/1	DNP	-	DNP	3-13/1	DNP	DNP	DNP	DNP	DNP	DNP	DNP	DNP
Eli Stowers	2-2/0	-	-	-	-	-	-	-	1-4/0	-	1--2/0	-	-
Richie Hoskins	1-15/0	-	-	1-15/0	-	-	-	-	-	-	-	-	-
Whit Muschamp	1-8/0	DNP	DNP	DNP	1-8/0	DNP	DNP	DNP	DNP	DNP	DNP	DNP	DNP
Brycen Coleman	1-8/0	-	-	-	-	1-8/0	-	-	-	-	-	-	-
Dominic Rezac	1-4/0	DNP	DNP	DNP	-	-	DNP	DNP	-	-	-	1-4/0	-
Tristen Brown	1-2/0	1-2/0	-	-	-	-	-	-	-	-	-	-	-
Martel Hight	1-2/0	-	-	1-2/0	-	-	-	-	-	-	-	-	-
Chase Gillespie	1-2/0	DNP	1-2/0	-	DNP	DNP	DNP	DNP	DNP	DNP	DNP	DNP	DNP

Receiving

Player	No-Yds/TD	ChaSou	VT	SC	GSU	USU	UA	LS	MO	TX	AU	UK	UT
Eli Stowers	62-769/4	4-86/0	4-29/1	3-45/0	5-73/0	6-68/1	3-22/0	3-32/0	4-46/0	7-146/2	12-122/0	6-36/0	5-64/0
Junior Sherrill	46-661/7	3-33/1	2-32/0	3-14/1	3-55/0	6-91/3	6-49/0	2-30/0	1-8/0	5-83/0	4-75/1	8-115/1	3-76/0
Tre Richardson	40-679/6	5-74/0	3-54/1	4-34/0	-	6-74/0	2-6/0	-	3-58/0	2-21/0	3-124/1	6-159/3	6-75/1
Richie Hoskins	26-305/3	2-9/0	-	1-14/0	3-26/0	4-70/1	3-37/0	1-16/0	2-17/0	5-54/1	3-25/0	1-32/1	1-5/0
Sedrick Alexander	16-181/4	1-26/1	-	2-26/1	1-10/1	1-5/0	3-22/1	2-16/0	-	1-1/0	1-13/0	4-59/0	-
Makhilyn Young	14-133/0	-	1-12/0	-	2-19/0	2-2/0	-	1-10/0	-	3-31/0	-	3-20/0	2-39/0
Cole Spence	13-202/2	-	-	-	1-26/0	-	2-45/0	5-56/1	-	1-23/0	1-4/1	3-48/0	-
Tristen Brown	7-122/0	-	-	-	3-71/0	1-11/0	1-9/0	-	-	-	-	2-31/0	-
Martel Hight	7-64/0	2-17/0	1-14/0	4-33/0	-	-	-	-	-	-	-	-	-
Kayleb Barnett	6-53/1	3-30/1	1-7/0	-	1-10/0	-	-	-	-	-	DNP	-	1-6/0
Jamezell Lassiter	4-57/0	-	1-26/0	1-11/0	1-6/0	-	-	-	-	DNP	1-14/0	-	DNP
Brycen Coleman	3-67/1	1-5/0	1-54/1	-	-	-	1-8/0	-	-	-	-	-	-
Trent Hudson	2-32/0	-	-	-	1-13/0	-	DNP	DNP	DNP	-	DNP	1-19/0	DNP
AJ Newberry	2-18/0	-	DNP	-	-	-	-	-	-	1-6/0	-	1-12/0	-
Gabe Fisher	2-6/0	-	-	-	-	-	-	-	-	1-5/0	-	1-1/0	-
Dominic Rezac	1-35/0	DNP	DNP	DNP	1-35/0	-	DNP	DNP	-	-	-	-	-
Emmanuel Adebi	1-7/0	-	-	-	-	-	-	-	-	-	-	1-7/0	-
Joseph McVay	1-5/0	DNP	-	-	1-5/0	-	-	-	-	-	-	-	-
Chase Mitchell	1--5/0	-	-	-	-	-	-	-	-	1--5/0	-	-	-



TACKLES GAME-BY-GAME

Total Tackles

Player	S-A	Total	ChaSou	VT	SC	GSU	USU	UA	LS	MO	TX	AU	UK	UT
Bryan Longwell	34-34	68	2-0	2-3	3-1	1-3	1-2	5-3	2-0	3-10	2-3	7-6	2-1	4-2
CJ Heard	40-24	64	-	4-1	12-0	1-3	1-1	6-2	2-2	3-5	4-0	3-3	2-2	2-5
Langston Patterson	24-37	61	1-1	2-0	2-0	0-3	1-3	1-6	5-0	2-6	3-4	2-9	1-3	4-2
Randon Fontenette	29-20	49	0-1	1-1	4-1	2-0	3-0	1-1	3-0	2-4	4-1	2-6	2-2	5-3
Marlen Sewell	25-23	48	-	3-2	0-1	1-1	3-4	3-1	0-2	4-2	4-4	4-0	1-2	2-4
Nick Rinaldi	20-22	42	-	4-2	5-2	1-2	0-1	2-1	-	0-4	3-5	1-2	0-1	4-2
Miles Capers	17-21	38	2-1	1-1	1-1	2-1	3-2	2-1	1-1	1-6	0-1	1-1	2-3	1-2
Martel Hight	21-11	32	3-1	2-1	1-1	3-1	1-0	4-1	0-1	3-2	1-1	2-2	-	1-0
Dontae Carter	16-15	31	0-1	2-1	2-0	1-3	3-0	1-2	0-1	3-3	0-1	1-2	3-0	0-1
Khordae Sydnor	11-18	29	-	1-1	1-0	1-3	1-2	3-2	2-1	0-4	0-2	0-1	1-1	1-1
Bryce Cowan	17-10	27	3-2	2-0	3-0	1-1	1-0	0-1	2-0	0-3	1-2	2-0	1-1	1-0
Zaylin Wood	10-15	25	1-0	0-2	-	0-1	1-2	5-1	1-1	1-1	0-2	0-4	-	1-1
Joshua Singh	10-14	24	DNP	1-0	-	1-0	-	2-2	2-2	0-6	0-1	2-2	1-1	1-0
Kolbey Taylor	21-2	23	-	2-1	1-0	-	-	2-0	2-0	2-0	3-0	2-1	-	7-0
Mark Davis	12-9	21	1-0	-	3-1	-	3-0	DNP	1-1	0-1	1-1	3-1	0-4	-
Jaylon Stone	5-16	21	0-1	1-1	-	-	0-3	2-2	0-1	1-1	1-1	0-1	0-4	0-1
Jordan Matthews	17-2	19	-	-	0-1	4-0	2-0	3-0	1-1	-	1-0	4-0	1-0	1-0
Glenn Seabrooks III	7-9	16	2-0	1-1	1-1	-	1-0	0-2	1-1	0-2	0-2	-	1-0	-
Prince Kollie	9-6	15	1-1	-	2-0	2-1	0-1	1-1	1-0	-	-	-	2-2	-
Linus Zunk	7-6	13	0-1	-	-	0-1	2-0	0-1	-	3-1	1-0	0-1	-	1-1
Jaylin Lackey	8-2	10	-	1-0	1-0	-	-	1-0	0-1	1-1	3-0	-	1-0	-
Keanu Koht	4-6	10	1-2	-	-	0-1	-	-	1-0	1-0	0-1	1-0	0-1	0-1
Carson Lawrence	8-1	9	3-0	0-1	1-0	1-0	-	-	-	-	1-0	1-0	1-0	-
Marlon Jones Jr.	5-4	9	1-1	1-1	1-0	0-1	-	DNP	DNP	DNP	DNP	-	2-1	-
Jamison Curtis	4-4	8	2-2	-	-	1-0	DNP	DNP	DNP	DNP	DNP	-	0-2	1-0
Bradley Mann	4-4	8	0-1	1-1	-	-	0-1	-	1-0	0-1	1-0	-	-	1-0
Austin Howard	3-4	7	1-1	-	-	1-0	0-1	1-0	-	-	-	-	0-2	-
Cayden Daniels	3-3	6	1-0	DNP	DNP	2-1	DNP	-	DNP	DNP	DNP	DNP	0-2	DNP
Mason Nelson	2-4	6	0-1	-	-	2-0	-	DNP	-	0-1	-	-	0-2	DNP
Jalen Gilbert	3-0	3	-	-	-	2-0	1-0	-	-	-	-	-	-	-
Vanzale Hinton	3-0	3	-	-	-	1-0	2-0	-	DNP	DNP	DNP	DNP	DNP	DNP
Mason Carter	2-1	3	0-1	-	-	-	2-0	-	-	-	-	-	-	-
Aaron Bryant	1-2	3	1-0	-	-	0-1	0-1	-	-	-	-	-	-	DNP
Joseph McVay	2-0	2	DNP	-	-	-	1-0	1-0	-	-	-	-	-	-
Brycen Coleman	2-0	2	-	-	1-0	-	-	-	-	-	-	-	-	1-0
Jailen Ruth	1-1	2	-	1-0	-	-	-	-	-	-	-	-	0-1	-
Hayden Bray	1-1	2	1-1	-	-	-	-	DNP	DNP	DNP	DNP	DNP	-	DNP
Tre Richardson	1-0	1	-	-	-	-	-	-	-	1-0	-	-	-	-
Payne Daniel	1-0	1	DNP	DNP	DNP	1-0	-	DNP	DNP	DNP	DNP	DNP	DNP	DNP
Emmanuel Adebi	1-0	1	-	-	1-0	-	-	-	-	-	-	-	-	-
Yilanan Ouattara	0-1	1	DNP	0-1	DNP	DNP	DNP	DNP	DNP	DNP	DNP	DNP	DNP	DNP



TACKLES FOR LOSS GAME-BY-GAME

Player	UA-A	Total	ChaSou	VT	SC	GSU	USU	UA	LS	MO	TX	AU	UK	UT
Miles Capers	7-5	9.5	2.5-15	-	-	2.5-16	2.5-17	1.0-10	-	0.5-1	-	0.5-1	-	-
Bryan Longwell	5-8	9.0	1.0-2	1.0-2	1.5-3	1.0-2	-	-	-	-	1.0-2	1.0-1	1.0-4	1.5-10
Khordae Sydnor	6-5	8.5	-	1.5-8	1.0-15	1.0-7	1.5-4	1.0-2	0.5-1	-	-	-	1.0-2	1.0-1
Nick Rinaldi	5-4	7.0	-	2.5-16	2.5-14	-	-	-	-	-	-	0.5-0	0.5-5	1.0-3
Randon Fontenette	6-1	6.5	-	-	2.0-3	1.0-4	1.0-5	-	-	1.0-7	-	0.5-1	1.0-3	-
Joshua Singh	4-2	5.0	DNP	-	-	-	-	2.0-11	1.5-2	0.5-1	-	-	-	1.0-5
Zaylin Wood	4-1	4.5	1.0-7	0.5-1	-	-	-	1.0-5	1.0-10	-	-	-	-	1.0-14
CJ Heard	3-1	3.5	-	1.0-16	-	-	-	-	-	1.0-6	-	1.0-7	0.5-0	-
Linus Zunk	3-1	3.5	-	-	-	0.5-0	2.0-3	-	-	-	-	-	-	1.0-9
Bryce Cowan	3-0	3.0	-	-	1.0-18	-	-	-	-	-	-	1.0-7	-	1.0-2
Keanu Koht	2-2	3.0	-	-	-	-	-	-	1.0-3	1.0-7	-	-	0.5-1	0.5-0
Mark Davis	1-2	2.0	-	-	-	-	-	DNP	1.0-3	-	-	0.5-1	0.5-1	-
Jaylon Stone	1-2	2.0	-	1.0-2	-	-	0.5-0	-	-	-	-	-	0.5-1	-
Marlen Sewell	1-1	1.5	-	-	-	-	-	-	-	-	-	-	0.5-5	1.0-2
Kolbey Taylor	1-0	1.0	-	-	-	-	-	1.0-3	-	-	-	-	-	-
Prince Kolлие	1-0	1.0	-	-	-	-	-	-	-	-	-	-	1.0-2	-
Austin Howard	1-0	1.0	-	-	-	1.0-1	-	-	-	-	-	-	-	-
Mason Nelson	1-0	1.0	-	-	-	1.0-5	-	DNP	-	-	-	-	-	DNP
Aaron Bryant	1-0	1.0	1.0-1	-	-	-	-	-	-	-	-	-	-	DNP
Brycen Coleman	1-0	1.0	-	-	-	-	-	-	-	-	-	-	-	1.0-14
Hayden Bray	1-0	1.0	1.0-6	-	-	-	-	DNP	DNP	DNP	DNP	DNP	-	DNP
Martel Hight	0-1	0.5	0.5-1	-	-	-	-	-	-	-	-	-	-	-
Langston Patterson	0-1	0.5	-	-	-	-	0.5-1	-	-	-	-	-	-	-
Glenn Seabrooks III	0-1	0.5	-	0.5-1	-	-	-	-	-	-	-	-	-	-



SACKS GAME-BY-GAME

Player	UA-A	Total	ChaSou	VT	SC	GSU	USU	UA	LS	MO	TX	AU	UK	UT
Miles Capers	4-1	4.5	1-9	-	-	1.5-10	1-13	1-10	-	-	-	-	-	-
Zaylin Wood	4-0	4	1-7	-	-	-	-	1-5	1-10	-	-	-	-	1-14
Nick Rinaldi	3-1	3.5	-	1-10	1-8	-	-	-	-	-	-	-	0.5-5	1-3
Khordae Sydnor	3-1	3.5	-	1-8	-	0.5-6	-	1-2	-	-	-	-	1-2	-
Linus Zunk	3-0	3	-	-	-	-	2-3	-	-	-	-	-	-	1-9
CJ Heard	2-0	2	-	1-16	-	-	-	-	-	-	-	1-7	-	-
Keanu Koht	2-0	2	-	-	-	-	-	-	1-3	1-7	-	-	-	-
Bryce Cowan	2-0	2	-	-	1-18	-	-	-	-	-	-	1-7	-	-
Bryan Longwell	1-0	1	-	-	-	-	-	-	-	-	-	-	-	1-9
Mason Nelson	1-0	1	-	-	-	1-5	-	DNP	-	-	-	-	-	DNP
Hayden Bray	1-0	1	1-6	-	-	-	-	DNP	DNP	DNP	DNP	DNP	-	DNP
Joshua Singh	1-0	1	DNP	-	-	-	-	1-10	-	-	-	-	-	-
Marlen Sewell	0-1	0.5	-	-	-	-	-	-	-	-	-	-	0.5-5	-



FUMBLES GAME-BY-GAME

Fumbles

Player	No-Lost	ChaSou	VT	SC	GSU	USU	UA	LS	MO	TX	AU	UK	UT
Diego Pavia	4-1	-	-	1-0	-	-	1-1	-	-	1-0	-	-	1-0
Sedrick Alexander	2-1	1-0	1-1	-	-	-	-	-	-	-	-	-	-
Makhilyn Young	1-1	-	-	-	-	-	-	-	-	-	1-1	-	-

Fumbles Forced

Player	Number	ChaSou	VT	SC	GSU	USU	UA	LS	MO	TX	AU	UK	UT
Bryce Cowan	4	-	-	1	-	1	-	-	-	-	1	-	1
Randon Fontenette	1	-	-	1	-	-	-	-	-	-	-	-	-
Jordan Matthews	1	-	-	-	1	-	-	-	-	-	-	-	-
CJ Heard	1	-	-	-	-	-	-	-	1	-	-	-	-
Langston Patterson	1	-	-	-	-	-	-	-	-	-	1	-	-
Miles Capers	1	1	-	-	-	-	-	-	-	-	-	-	-
Vanzale Hinton	1	-	-	-	-	1	-	DNP	DNP	DNP	DNP	DNP	DNP
Brycen Coleman	1	-	-	-	-	-	-	-	-	-	-	-	1
Jaylon Stone	1	-	1	-	-	-	-	-	-	-	-	-	-

Fumbles Recovered

Player	Number	ChaSou	VT	SC	GSU	USU	UA	LS	MO	TX	AU	UK	UT
Kolbey Taylor	1	-	-	-	-	1	-	-	-	-	-	-	-
Jordan Matthews	1	-	-	1	-	-	-	-	-	-	-	-	-
CJ Heard	1	-	-	-	-	-	-	1	-	-	-	-	-
Jailen Ruth	1	-	1	-	-	-	-	-	-	-	-	-	-
Miles Capers	1	-	-	1	-	-	-	-	-	-	-	-	-
Jaylon Stone	1	-	-	-	1	-	-	-	-	-	-	-	-
Khordae Sydnor	1	1	-	-	-	-	-	-	-	-	-	-	-



RETURNS GAME-BY-GAME

Player	Total	ChaSou	VT	SC	GSU	USU	UA	LS	MO	TX	AU	UK	UT
Tre Richardson	1108	104	86	78	46	115	33	81	94	68	142	159	102
Diego Pavia	826	44	61	24	86	79	58	86	20	43	112	48	165
Eli Stowers	771	86	29	45	73	68	22	32	50	146	120	36	64
Sedrick Alexander	741	109	73	67	23	38	98	58	27	12	52	66	118
Junior Sherrill	677	33	32	14	59	91	49	30	8	83	75	115	88
Makhilyn Young	543	19	107	9	83	26	-	95	86	38	7	19	54
Richie Hoskins	320	9	-	29	26	70	37	16	17	54	25	32	5
Martel Hight	213	28	14	35	24	9	-	17	3	-	-	80	3
Cole Spence	202	-	-	-	26	-	45	56	-	23	4	48	-
Jamezell Lassiter	200	35	26	55	19	52	-	-	-	DNP	14	-1	DNP
Tristen Brown	130	2	-	-	77	11	9	-	-	-	-	31	-
Kayleb Barnett	82	30	11	11	10	3	-	4	-	-	DNP	-	13
Blaze Berlowitz	81	13	-3	-	63	-	DNP	DNP	DNP	DNP	DNP	8	DNP
AJ Newberry	75	2	DNP	-2	17	26	2	3	1	3	11	12	-
Brycen Coleman	75	5	54	-	-	8	8	-	-	-	-	-	-
Dominic Rezac	39	DNP	DNP	DNP	35	-	DNP	DNP	-	-	-	4	-
Trent Hudson	32	-	-	-	13	-	DNP	DNP	DNP	-	DNP	19	DNP
Dontae Carter	19	-	-	-	-	-	-	-	-	19	-	-	-
Jaylon Stone	15	-	-	-	-	10	-	-	-	-	-	5	-
Drew Dickey	13	DNP	-	DNP	13	DNP	DNP	DNP	DNP	DNP	DNP	DNP	DNP
Zaylin Wood	11	-	-	11	-	-	-	-	-	-	-	-	-
Whit Muschamp	8	DNP	DNP	DNP	8	DNP	DNP	DNP	DNP	DNP	DNP	DNP	DNP
Gabe Fields	8	2	DNP	DNP	6	DNP	DNP	DNP	DNP	DNP	DNP	DNP	DNP
Bryan Longwell	7	-	-	7	-	-	-	-	-	-	-	-	-
Emmanuel Adebisi	7	-	-	-	-	-	-	-	-	-	-	7	-
Gabe Fisher	6	-	-	-	-	-	-	-	-	5	-	1	-
Joseph McVay	5	DNP	-	-	5	-	-	-	-	-	-	-	-
Kolbey Taylor	4	-	-	-	-	-	-	-	-	-	-	4	-
Jamison Curtis	4	-	-	-	4	DNP	DNP	DNP	DNP	DNP	-	-	-
Chase Gillespie	2	DNP	2	-	DNP	DNP	DNP	DNP	DNP	DNP	DNP	DNP	DNP
Chase Mitchell	-5	-	-	-	-	-	-	-	-	-5	-	-	-



PARTICIPATION

#	Player	GP-GS	ChaSou	VT	SC	GSU	USU	UA	LS	MO	TX	AU	UK	UT
0	Marlon Jones Jr.	8/1	XXX	XXX	XXX	XXX	START	XXX	XXX	XXX
0	Junior Sherrill	12/10	START	START	START	XXX	START	START	START	START	START	XXX	START	START
1	Trent Hudson	7/0	XXX	XXX	XXX	XXX	XXX	XXX	...	XXX	...
1	Dontae Carter	12/0	XXX	XXX	XXX	XXX	XXX	XXX	XXX	XXX	XXX	XXX	XXX	XXX
2	Diego Pavia	12/12	START	START	START	START	START	START	START	START	START	START	START	START
2	Randon Fontenette	12/12	START	START	START	START	START	START	START	START	START	START	START	START
3	Kolbey Taylor	12/12	START	START	START	START	START	START	START	START	START	START	START	START
3	Tristen Brown	12/0	XXX	XXX	XXX	XXX	XXX	XXX	XXX	XXX	XXX	XXX	XXX	XXX
4	Martel Hight	12/10	START	START	START	START	XXX	START	START	START	START	START	XXX	START
5	Richie Hoskins	12/2	START	XXX	XXX	XXX	START	XXX	XXX	XXX	XXX	XXX	XXX	XXX
5	Yilanan Ouattara	1/1	...	START
6	Jordan Matthews	12/0	XXX	XXX	XXX	XXX	XXX	XXX	XXX	XXX	XXX	XXX	XXX	XXX
6	Tre Richardson	12/11	START	START	START	START	START	START	START	START	START	XXX	START	START
7	Marlen Sewell	12/12	START	START	START	START	START	START	START	START	START	START	START	START
7	Drew Dickey	2/0	...	XXX	...	XXX
8	CJ Heard	12/12	START	START	START	START	START	START	START	START	START	START	START	START
9	Eli Stowers	12/5	XXX	START	XXX	XXX	START	START	XXX	XXX	START	START	XXX	XXX
9	Keanu Koht	12/0	XXX	XXX	XXX	XXX	XXX	XXX	XXX	XXX	XXX	XXX	XXX	XXX
10	Langston Patterson	12/12	START	START	START	START	START	START	START	START	START	START	START	START
10	Whit Muschamp	1/0	XXX
11	Bryan Longwell	12/12	START	START	START	START	START	START	START	START	START	START	START	START
11	Jack Elliott	0/0
13	Chase Gillespie	2/0	...	XXX	XXX
14	Jailen Ruth	12/0	XXX	XXX	XXX	XXX	XXX	XXX	XXX	XXX	XXX	XXX	XXX	XXX
14	Jérémy St-Hilaire	0/0
15	Zaylin Wood	12/4	START	START	XXX	START	START	XXX	XXX	XXX	XXX	XXX	XXX	XXX
15	Joseph McVay	11/0	...	XXX	XXX	XXX	XXX	XXX	XXX	XXX	XXX	XXX	XXX	XXX
16	Cole Spence	12/10	START	START	START	START	XXX	START	START	START	START	START	XXX	START
17	Mark Davis	11/1	XXX	XXX	XXX	XXX	XXX	...	XXX	XXX	XXX	XXX	START	XXX
17	Chance Fitzgerald	0/0
18	Jalen Gilbert	12/0	XXX	XXX	XXX	XXX	XXX	XXX	XXX	XXX	XXX	XXX	XXX	XXX
18	Boski Barrett	4/0	XXX	XXX	XXX	XXX
19	Blaze Berlowitz	6/0	XXX	XXX	XXX	XXX	XXX	XXX	...
20	Prince Kollie	12/0	XXX	XXX	XXX	XXX	XXX	XXX	XXX	XXX	XXX	XXX	XXX	XXX
21	Davin Chandler	1/0	XXX
22	Bryce Cowan	12/0	XXX	XXX	XXX	XXX	XXX	XXX	XXX	XXX	XXX	XXX	XXX	XXX
22	Makhilyn Young	12/0	XXX	XXX	XXX	XXX	XXX	XXX	XXX	XXX	XXX	XXX	XXX	XXX
23	AJ Newberry	11/0	XXX	...	XXX	XXX	XXX	XXX	XXX	XXX	XXX	XXX	XXX	XXX
23	Carson Lawrence	12/0	XXX	XXX	XXX	XXX	XXX	XXX	XXX	XXX	XXX	XXX	XXX	XXX
24	Nick Rinaldi	12/0	XXX	XXX	XXX	XXX	XXX	XXX	XXX	XXX	XXX	XXX	XXX	XXX
26	Cayden Daniels	4/0	XXX	XXX	...	XXX	XXX	...
27	Jaylin Lackey	12/0	XXX	XXX	XXX	XXX	XXX	XXX	XXX	XXX	XXX	XXX	XXX	XXX
28	Sedrick Alexander	12/12	START	START	START	START	START	START	START	START	START	START	START	START
28	Thomas Jones	0/0
29	Miles Capers	12/12	START	START	START	START	START	START	START	START	START	START	START	START
30	Trudell Berry	0/0
31	Tate Hamby	12/0	XXX	XXX	XXX	XXX	XXX	XXX	XXX	XXX	XXX	XXX	XXX	XXX
32	Mason Carter	12/0	XXX	XXX	XXX	XXX	XXX	XXX	XXX	XXX	XXX	XXX	XXX	XXX
33	Gabe Fields	2/0	XXX	XXX
33	Vanzale Hinton	6/0	XXX	XXX	XXX	XXX	XXX	XXX
34	Austin Howard	12/0	XXX	XXX	XXX	XXX	XXX	XXX	XXX	XXX	XXX	XXX	XXX	XXX
35	Payne Daniel	2/0	XXX	XXX
35	Ryder Brownstein	0/0
36	Josiah Broxton	4/0	XXX	XXX	XXX	...	XXX
37	Jack Wanzung	0/0
38	Nick Haberer	12/0	XXX	XXX	XXX	XXX	XXX	XXX	XXX	XXX	XXX	XXX	XXX	XXX
38	Wils Jackson	0/0
39	Brail Lipford	2/0	XXX	XXX	...
40	Mason Rohmiller	2/0	XXX	XXX
40	Jamison Curtis	7/0	XXX	XXX	XXX	XXX	XXX	XXX	XXX



PARTICIPATION

##	Player	GP-GS	ChaSou	VT	SC	GSU	USU	UA	LS	MO	TX	AU	UK	UT
41	Jamezell Lassiter	10/0	XXX	XXX	XXX	XXX	XXX	XXX	XXX	XXX	...	XXX	XXX	...
41	Stone Owens	0/0
42	Blaine McClure	0/0
42	Jake Balis	0/0
43	Dominic Rezac	7/0	XXX	XXX	XXX	XXX	XXX	XXX	XXX
43	Luke D'Alise	0/0
44	Gabe Fisher	12/6	XXX	XXX	XXX	START	XXX	XXX	START	START	XXX	START	START	START
45	Emmanuel Adebi	12/4	XXX	XXX	START	START	XXX	XXX	XXX	XXX	XXX	START	START	XXX
45	Ty Bartholomew	0/0
46	Durham Harris	12/0	XXX	XXX	XXX	XXX	XXX	XXX	XXX	XXX	XXX	XXX	XXX	XXX
46	Mustafa Dannett	1/0	XXX	...
47	Justin Dewers	4/0	XXX	XXX	XXX	...	XXX
48	Larry Benton III	3/0	XXX	XXX	XXX
49	Simeon Boulware	0/0
49	Elijah Rooney	1/0	XXX
50	Chase Mitchell	12/12	START	START	START	START	START	START	START	START	START	START	START	START
51	Clinton Azubuike	2/0	XXX	XXX	...
52	Kevo Wesley	0/0
53	Jordan White	12/12	START	START	START	START	START	START	START	START	START	START	START	START
53	Glenn Seabrooks III	12/11	START	XXX	START	START	START	START	START	START	START	START	START	START
54	Mason Nelson	10/0	XXX	XXX	XXX	XXX	XXX	...	XXX	XXX	XXX	XXX	XXX	...
55	Bryce Henderson	12/12	START	START	START	START	START	START	START	START	START	START	START	START
55	Aaron Bryant	11/1	XXX	XXX	START	XXX	XXX	XXX	XXX	XXX	XXX	XXX	XXX	...
56	Gunner Givens	12/0	XXX	XXX	XXX	XXX	XXX	XXX	XXX	XXX	XXX	XXX	XXX	XXX
57	Max Fisher	0/0
58	Orion Irving	8/0	XXX	XXX	XXX	XXX	XXX	...	XXX	XXX	XXX	...
62	CJ Williams	0/0
69	Cooper Starks	9/0	XXX	XXX	...	XXX	XXX	...	XXX	XXX	...	XXX	XXX	XXX
70	Cade McConnell	12/12	START	START	START	START	START	START	START	START	START	START	START	START
71	Ted Gregoire	0/0
72	Isaia Glass	12/12	START	START	START	START	START	START	START	START	START	START	START	START
73	Charlie Clark	12/0	XXX	XXX	XXX	XXX	XXX	XXX	XXX	XXX	XXX	XXX	XXX	XXX
75	Misael Sandoval	4/0	XXX	XXX	XXX	XXX	...
77	David Siegel	2/0	XXX	XXX	...
78	Keegan Wechsler	4/0	XXX	XXX	XXX	XXX	...
79	Sterling Porcher	7/0	XXX	XXX	XXX	XXX	XXX	XXX	XXX
79	Conor Weasler	0/0
80	Claiborne Richards	0/0
81	Kayleb Barnett	11/0	XXX	XXX	XXX	XXX	XXX	XXX	XXX	XXX	XXX	...	XXX	XXX
82	Brycen Coleman	12/0	XXX	XXX	XXX	XXX	XXX	XXX	XXX	XXX	XXX	XXX	XXX	XXX
83	Derek Kee	0/0
85	Lebron Hill	0/0
86	Witt Edwards	1/0	XXX
87	Ty Burd	0/0
88	Brock Taylor	12/0	XXX	XXX	XXX	XXX	XXX	XXX	XXX	XXX	XXX	XXX	XXX	XXX
89	Cameran Dickson	0/0
90	Jake Stanish	2/0	XXX	XXX	...
92	Jaylon Stone	12/0	XXX	XXX	XXX	XXX	XXX	XXX	XXX	XXX	XXX	XXX	XXX	XXX
93	Nikhil Jefferson	1/0	XXX
94	Bradley Mann	12/1	XXX	XXX	XXX	XXX	XXX	START	XXX	XXX	XXX	XXX	XXX	XXX
95	Linus Zunk	12/0	XXX	XXX	XXX	XXX	XXX	XXX	XXX	XXX	XXX	XXX	XXX	XXX
96	Khordae Sydnor	12/12	START	START	START	START	START	START	START	START	START	START	START	START
97	Hayden Bray	6/0	XXX	XXX	XXX	XXX	XXX	XXX	...
98	Terry Nwabuisi-Ezeala	0/0
99	Joshua Singh	11/6	...	XXX	XXX	XXX	XXX	XXX	START	START	START	START	START	START



THE LAST TIME
 VANDERBILT

Accounted for three or more TDs	Sedrick Alexander at Tennessee (3 • 11.29.25)
Accounted for four or more TDs	Diego Pavia vs. Kentucky (6 • 11.22.25)
Accounted for five or more TDs	Diego Pavia vs. Kentucky (6 • 11.22.25)
Three passing touchdowns	Diego Pavia vs. Kentucky (5 • 11.22.25)
Four or more passing touchdowns	Diego Pavia vs. Kentucky (5 • 11.22.25)
Five or more passing touchdowns	Diego Pavia vs. Kentucky (5 • 11.22.25)
200 or more passing yards	Diego Pavia at Tennessee (268 • 11.29.25)
300 or more passing yards	Diego Pavia vs. Kentucky (484 • 11.22.25)
400 or more passing yards	Diego Pavia vs. Kentucky (484 • 11.22.25)
Completion of 50 yards or more	Diego Pavia to Tre Richardson vs. Kentucky (56 • 11.22.25)
Completion of 70 yards or more	Diego Pavia to Tre Richardson vs. Kentucky (71 • 11.22.25)
100 or more rushing yards	Diego Pavia & Sedrick Alexander at Tennessee (165 • 115 • 11.29.25)
200 or more rushing yards	Ke'Shawn Vaughn vs. Baylor (243 • 12.27.18)
300 or more rushing yards	Frank Mordica vs. Air Force (321 • 11.18.78)
Rush of 70 yards or more	Makhilyn Young vs. Missouri (80 • 10.25.25)
Three or more rushing touchdowns	Sedrick Alexander at Tennessee (3 • 11.29.25)
100 or more receiving yards	Tre Richardson & Junior Sherrill vs. Kentucky (159 • 115 • 11.22.25)
200 or more receiving yards	Trent Sherfield vs. Austin Peay (240 • 9.1.15)
Two touchdown receptions	Tre Richardson vs. Kentucky (3 • 11.22.25)
Three or more touchdown receptions	Tre Richardson vs. Kentucky (3 • 11.22.25)
Kickoff return for touchdown	Junior Sherrill vs. Tennessee (100 • 11.30.24)
Punt return for touchdown	Martel Hight vs. Alcorn State (57 • 9.7.24)
Interception return for touchdown	Randon Fontenette vs. Alabama (29 • 10.5.24)
Fumble return for touchdown	Wesley Schelling vs. Florida (0 yards • 11.19.22)
Three or more field goals made	Brock Taylor vs. Ball State (3 • 10.19.24)
50-yard field goal made	Brock Taylor at South Carolina (51 • 9.13.25)
Punt of at least 60 yards	Jesse Mirco vs. Georgia Tech (69 • 12.27.24)
Punt of at least 70 yards	Matthew Hayball vs. Hawai'i (71 • 8.26.23)
10 or more tackles	Bryan Longwell & Langston Patterson vs. Auburn (12 • 11 • 11.8.25)
Three or more tackles for loss	Langston Patterson at Ole Miss (3 • 10.28.23)
Forced multiple fumbles	LaDarius Wiley at Missouri (2 • 11.10.18)
Two or more sacks	Linus Zunk vs. Utah State (2 • 9.27.25)
Three or more sacks	Charles Wright at Middle Tennessee (3.0 • 9.2.17)
Two or more interceptions	Martel Hight vs. Kentucky (2 • 11.22.25)
Blocked punt	Jamison Curtis vs. Georgia State (9.20.25)
Blocked two punts	Bryan Longwell & Langston Patterson vs. Alabama A&M (9.2.23)
Blocked punt returned for touchdown	Jamison Curtis vs. Georgia State (4 • 9.20.25)
Blocked punt for safety	Bryan Longwell vs. Alabama A&M (9.02.23)
Blocked field goal	Emmanuel Adebi vs. Georgia State (9.20.25)
Blocked PAT	Khordae Sydnor vs. Georgia State (9.20.25)
Safety	Bryan Longwell • Blocked Punt vs. Alabama A&M (9.2.23)
30 or more first downs	vs. Auburn (30 • 11.8.25)
400 or more yards of total offense	at Tennessee (582 • 11.29.25)
500 or more yards of total offense	at Tennessee (582 • 11.29.25)
300 or more passing yards	vs. Kentucky (539 • 11.22.25)
400 or more passing yards	vs. Kentucky (539 • 11.22.25)
200 or more rushing yards	at Tennessee (314 • 11.29.25)
300 or more rushing yards	at Tennessee (314 • 11.29.25)
400 or more rushing yards	at Hawai'i (404 • 8.27.22)
40 points or more	at Tennessee (45 • 11.29.25)
Held opponent under 100 total yards	vs. Alcorn State (71 • 9.7.24)
Held opponent under 200 total yards	vs. Charleston Southern (135 • 8.30.25)
Held opponent under 250 total yards	at Virginia Tech (248 • 9.6.25)
Held opponent under 100 rushing yards	at Tennessee (83 • 11.29.25)
Held opponent under 100 passing yards	vs. Charleston Southern (88 • 8.30.25)
Shut out opponent	vs. Alcorn State (9.7.24)
Overcame a halftime deficit to win	vs. Auburn (trailed 20-10 • 11.8.25)

OPPONENTS

Accounted for three or more TDs	Ashton Daniels • Auburn (4 • 11.8.25)
Accounted for four or more TDs	Ashton Daniels • Auburn (4 • 11.8.25)
Three passing touchdowns	Arch Manning • Texas (3 • 11.1.25)
Four or more passing touchdowns	Nico Iamaleava • Tennessee (4 • 11.30.24)
200 or more passing yards	Joey Aguilar • Tennessee (299 • 11.29.25)
300 or more passing yards	Ashton Daniels • Auburn (353 • 11.8.25)
400 or more passing yards	Anthony Richardson • Florida (400 • 11.19.22)
Completion of 50 yards or more	Joey Aguilar to Chris Brazzell II • Tennessee (52 • 11.29.25)
Completion of 70 yards or more	Arch Manning to Ryan Wingo • Texas (75 • 11.1.25)
100 or more rushing yards	Jeremiah Cobb • Auburn (115 • 11.8.25)
200 or more rushing yards	Tyler Badie • Missouri (254 • 10.30.21)
Three or more rushing touchdowns	Larry Rountree • Missouri (3 • 11.28.20)
Rush of 70 yards or more	Mario Anderson • South Carolina (72 • 11.11.23)
100 or more receiving yards	Cam Coleman & Eric Singleton Jr. • Auburn (143 • 102 • 11.8.25)
200 or more receiving yards	Jonathan Mingo • Ole Miss (247 • 10.8.20)
Two touchdown receptions	Dont'e Thornton Jr. • Tennessee (2 • 11.30.24)
Three or more touchdown receptions	Elijah Moore • Ole Miss (3 • 9.21.19)
Kickoff return for touchdown	Nyheim Hines • NC State (100 • 12.26.16)
Punt return for touchdown	Dee Williams • Tennessee (73 • 11.26.22)
Interception return for touchdown	Maxwell Hariston • Kentucky 2x (29 • 54 • 9.23.23)
Fumble return for touchdown	Jerrae Williams • UNLV (41 • 9.16.23)
Three or more field goals made	Alex McPherson • Auburn (3 • 11.8.25)
50-yard field goal made	Braeden McAlister • Georgia State (52 • 9.20.25)
Punt of at least 70 yards	Kai Kroeger • South Carolina (70 • 10.16.21)
10 or more tackles	Andre Turrentine • Tennessee (10 • 11.29.25)
Three or more tackles for loss	Ethan Burke • Texas (3 • 11.1.25)
Two or more sacks	Ethan Burke • Texas (3 • 11.1.25)
Two or more interceptions	Trey Washington • Ole Miss (2 • 10.28.23)
Blocked punt	Keenan Nelson Jr. • South Carolina (11.11.23)
Blocked punt returned for touchdown	Keenan Nelson Jr. • South Carolina (18 • 11.11.23)
Blocked field goal	Sharri Floyd • Florida (11.5.11)
Blocked PAT	D.J. Wonnum • South Carolina (10.28.17)
Safety	Tyre West • Tennessee (11.30.24)
30 or more first downs	Auburn (34 • 11.8.25)
500 or more yards of total offense	Auburn (563 • 11.8.25)
300 or more passing yards	Auburn (353 • 11.8.25)
400 or more passing yards	Tennessee (449 • 11.26.22)
200 or more rushing yards	Auburn (210 • 11.8.25)
300 or more rushing yards	Tennessee (362 • 11.26.22)
400 or more rushing yards	Kentucky (401 • 11.16.19)
40 points or more	Tennessee (48 • 11.25.23)
Held Vanderbilt under 200 total yards	Georgia (150 • 10.15.22)
Held Vanderbilt under 100 rushing yards	Kentucky (65 • 11.22.25)
Held Vanderbilt under 100 passing yards	Ole Miss (60 • 10.28.23)
Shut out Vanderbilt	Tennessee (11.26.22)

