



2025-26 TIGER BASKETBALL

MEMPHIS

Athletics Communications Contact/Info:

Kirk Downs
Logan Orman

Cell: (662) 322-3275
Cell: (901) 412-6154

Email: kcdowns@memphis.edu
Email: laorman@memphis.edu

MEMPHIS (4-5) VS. #13/12 VANDERBILT (10-0)

DECEMBER 17 • 6:00 P.M. • FEDEXFORUM (18,400) • MEMPHIS, TENN.

BY THE NUMBERS...

2

Memphis guard **Dug McDaniel** is one of just two Division I players to rank top three in their conference in APG (5.7; 1st), SPG (1.9; 2nd) and FT% (90.9, 3rd). The other is SMU's Boopie Miller.

3

The number of Division I teams with zero returning players on the roster this season. Memphis is joined by Baylor and Miami. Only Memphis and Southern Miss have 14 or more transfers in D-I.

6.0

Memphis features nine players averaging at least 6.0 points per game this season, tied for the 2nd-most in Division I. That depth was on display at Louisville, where Hasan Abdul Hakim led all scorers with 18 points in just his third game of the season.

9-1

With the 78-71 win over Baylor, UofM improved to 9-1 at home against major-conference opponents over the last five seasons (.900). No other Division I program has recorded more than seven such nonconference home wins since the 2021-22 season.

10

Since the 2022-23 season, Memphis owns the most nonconference wins against SEC opponents of any Division I program, posting a 10-5 record in those matchups. The Tigers' run includes two victories over Vanderbilt (Nov. 2022, Dec. 2023).

23

Memphis has grabbed at least nine offensive rebounds in 23-straight games, the second-longest active streak in Division I (trailing only St. John's at 24). It marks the Tigers' longest run since a 29-game streak that concluded in November 2007.

50

Memphis has produced at least one 15-point scorer in 50 consecutive games. The last time the Tigers fell short was Feb. 15, 2024 at North Texas, when David Jones led the team with 14 points.

SETTING THE SCENE

- The Memphis Tigers are in their 105th season of basketball and their 13th as a member of the American Conference.
- The Tigers were picked as the favorite in the American Preseason Coaches poll with 143 total points and 11 first-place votes. South Florida was second with 128 points and the final two first-place nods.
- Memphis returns to FedExForum Wednesday night with an immediate opportunity to respond, welcoming No. 13/12 Vanderbilt for a 6 p.m. tip on ESPN2.
- It marks the Tigers' second-straight game against a top-15 opponent and brings one
- of the nation's seven unbeaten teams into downtown Memphis.
- A win would make Memphis 5-0 against the Commodores in the last 5 meetings, which would be its best stretch in series history.
- FedExForum has been a steady presence for Memphis. The Tigers are 4-1 at home this season and have gone 9-1 against power-conference opponents in the building over the past five years.
- One focal point this week: finishing inside.
- Memphis has struggled converting consistently when the ball gets under the basket, particularly against length. That challenge will be tested again Wednesday against a Vanderbilt front line that leads the nation with a 3.7 block %.

TIGERS ON TV/RADIO

Broadcast: ESPN2

(Tom Hart, pxp; Dane Bradshaw, analyst)

Radio: 98.9 The Roar

(Dave Woloshin, pxp; Ken Moody, color)

SCHEDULE/RESULTS (4-5, 0-0 AMERICAN)

EXHIBITION PLAY

10.27 vs. #14 Arkansas (EXH.) L, 99-75
10.30 vs. #20 Auburn (EXH.) L, 100-71

NOVEMBER (2-4)

8 SAN FRANCISCO (ESPN+) W, 76-70
11 at Ole Miss (SECN) L, 83-77
16 UNLV (ESPN) L, 92-78
20 vs. #1/1 Purdue^ (CBSSN) L, 80-71
21 Wake Forest^ (CBSSN) L, 69-68
26 SOUTHERN ILLINOIS (ESPN+) W, 74-58

DECEMBER (2-1)

3 NEW ORLEANS (ESPN+) W, 86-70
6 #RV/RV BAYLOR (CBS) W, 78-71
13 at #11/11 Louisville (ESPN) L, 99-73
17 #13/12 VANDERBILT (ESPN2) 6 p.m.
20 at Mississippi State (ESPN) 3 p.m.
22 ALABAMA STATE (ESPN+) 7 p.m.
31 NORTH TEXAS* (ESPN2/U) 3 p.m.

JANUARY (0-0)

3 at Rice* (ESPN+) 2 p.m.
11 at Florida Atlantic* (ESPN2) Noon
14 TEMPLE* (ESPN+) 7 p.m.
18 UTSA* (ESPN2) 5 p.m.
21 at Tulsa* (ESPN+) 7 p.m.
24 at Wichita State* (ESPN2/U) 3 p.m.
29 FLORIDA ATLANTIC* (ESPNU) 7 p.m.

FEBRUARY (0-0)

1 TULANE* (ESPN2) 2 p.m.
5 at UAB* (ESPN2) 8 p.m.
8 CHARLOTTE* (ESPN+) 1 p.m.
12 at North Texas* (ESPN2) 8 p.m.
14 at Utah State (CBSSN) 7 p.m.
19 at South Florida* (ESPN2) 6 p.m.
22 UAB* (ESPN2) 11 a.m.
26 WICHITA STATE* (ESPN2) 8 p.m.

MARCH (0-0)

1 at East Carolina* (ESPN+) 1 p.m.
5 SOUTH FLORIDA* (ESPN2) 8 p.m.
8 at Tulane* (ESPN+) 1 p.m.
11-15 American Championships TBD
Home games in **blue CAPS** All times CT

* American Conference game

^ Baha Mar Championships (Nassau, Bahamas)

MEMPHIS TIGERS



2025-26 Record	4-5
2024-25 American Record**	16-2
Preseason Ranking (AP/Coaches)	NR/NR
NCAA NET	120
Last Game (12/13) L, 99-73 at #11 Louisville	
Head Coach	Penny Hardaway
Career Record	159-73 (8th Season)
Record at School	Same
Leading Scorer	Dug McDaniel (14.1 ppg)
Leading Rebounder	Julius Thedford (5.1 rpg)
Leading Assists	Dug McDaniel (5.7 apg)

#13 VANDERBILT COMMODORES



2025-26 Record	10-0
2024-25 ACC Record**	8-10
Ranking (AP/Coaches)	15/14
NCAA NET	7
Last Game (12/13) W, 83-72 vs. Central Arkansas	
Head Coach	Mark Byington
Career Record	250-150 (13th Season)
Record at School	30-13 (2nd Season)
Leading Scorer	Duke Miles (16.6 ppg)
Leading Rebounder	Devin McGlockton (7.0 rpg)
Leading Assists	Frankie Collins (4.9 apg)

2025-26 MEMPHIS NUMERICAL ROSTER

NO	NAME	POS	HT	WT	YR	EXP	HOMETOWN / LAST SCHOOL
0	Quante Berry	G	6-4	185	R-JR.	TR	Cleveland, Tenn. / Winston-Salem Christian (N.C.) / Temple
1	Dug McDaniel	G	5-11	170	Sr.	TR	Washington, D.C. / St. Paul VI Catholic / Kansas State
2	Zach Davis	G	6-7	205	Sr.	TR	Orangeburg, S.C. / Denmarl-Olar HS / South Carolina
3	Ashton Hardaway	F	6-8	225	Jr.	1L/TR	Carson, Calif. / Sierra Canyon School / Saint Mary's
4	Arop Arop	F	6-11	190	Jr.	TR	Dallas, Texas / Chisholm Trail /The Hotchkiss School / Columbia
5	Curtis Givens III	G	6-3	190	So.	TR	Memphis, Tenn. / Montverde Academy / LSU
8	Mason Mathews	F	6-8	210	Sr.	TR	Maumelle, Ark. / Lane College
10	Simon Majok	C	7-1	220	Fr.	HS	Akak, South Sudan / KK Real Beograd
11	Aaron Bradshaw	F	7-1	225	Jr.	TR	Rahway, N.J. / Camden HS / Ohio State
12	William Whorton	F	6-8	210	R-So.	TR	Milwaukee, Wis. / Rufus King HS / South Dakota State
14	Hasan Abdul Hakim	G	6-8	230	Sr.	TR	Toronto, Ontario / Gunn Academy / UTRGV
15	Julius Thedford	G	6-4	195	So.	TR	Memphis, Tenn. / Cordova HS / Western Kentucky
19	Tariq Ingraham	F	6-9	260	Gr.	TR	Philadelphia, Pa. / Bonner-Prendergast / Rider
23	Sincere Parker	G	6-3	210	Sr.	TR	Rockford, Ill. / Rockford East HS / McNeese State
31	Thierno Sylla	C	6-11	210	Sr.	TR	Conakry, Guinea / Stephen F. Austin

COACHING & SUPPORT STAFF

Head CoachAnfernee "Penny" Hardaway (8th Season)	Director of Player/Alumni Relations Andre Turner (2nd Season)
Assistant CoachMike Davis (2nd Season)	Director of ScoutingJosh Townsend (1st Season)
Assistant CoachRoy Rogers (1st Season)	Director of Player Development Darrell Brown Jr. (1st Season)
Assistant CoachJermaine Johnson (5th Season)	Athletic TrainerDarrell Turner (5th Season)
Chief of StaffDwight Boyd (8th Season)	Strength and Conditioning Coach Todd Forcier (2nd Season)
Director of Basketball Operations Kristan Kelly (1st Season)	Equipment Manager Cedric Prowell (2nd Season)

PRONUNCIATION GUIDE

AROP AROP uh-ROPE / uh-ROPE	TARIQ INGRAHAM tuh-REEK / ENN-GRUM
Simon MAJOK muh-JOCK	THIERNO SYLLA tee-AIR-no / sill-uh
William WHORTON WART-UN	

POLL TRACKER

Poll	Associated Press	Coaches
Preseason	NR	NR
Nov. 11	NR	NR
Nov. 18	NR	NR
Nov. 25	NR	NR
Dec. 2	NR	NR
Dec. 9	NR	NR
Dec. 16	NR	NR
Dec. 23	-	-
Dec. 30	-	-
Jan. 6	-	-
Jan. 13	-	-
Jan. 20	-	-
Jan. 27	-	-
Feb. 3	-	-
Feb. 10	-	-
Feb. 17	-	-
Feb. 24	-	-
March 3	-	-
March 10	-	-
March 17	-	-
Final	-	-

Notes:
• Memphis has been ranked in the AP Poll 23 times in the preseason, 18 times in the final poll, and for 333 total weeks

MEMPHIS/OPP COMPARISON & MEMPHIS IN 2025-26 AMER/NCAA STATISTICS

Statistic (as of 12/15)	Memphis	AMER	NCAA	#13 Vandy (NCAA)
Record	4-5			10-0
Conference Record	0-0			0-0
NCAA NET	120			7
KenPom.com	72			11
Scoring Offense	75.7	8th	224th	95.4 (5)
Scoring Defense	76.9	11th	262nd	72.9 (172)
Scoring Margin	-1.2	10th	261st	+22.5 (8)
Field Goal Percentage	.430	10th	288th	.516 (16)
Field Goal Pct. Defense	.427	6th	140th	.397 (46)
3-Point Field Goal Pct.	.321	8th	251st	.375 (48)
3-Point FG Pct. Defense	.347	8th	270th	.307 (93)
Free Throw Percentage	.702	7th	222nd	.758 (62)
Rebounds per Game	37.0	8th	172nd	39.6 (77)
Rebounding Defense	36.4	10th	220th	32.4
Rebounding Margin	+0.6	10th	226th	+7.2 (54)
Assists per Game	14.0	6th	219th	20.0 (8)
Steals per Game	8.3	4th	94th	9.8 (30)
Blocks per Game	4.0	8th	102nd	5.0 (34)

MEMPHIS/OPP SERIES INFORMATION

Overall SeriesVanderbilt leads 8-7	Hardaway vs. Vanderbilt2-0
Home Memphis leads 4-3	
Away Vanderbilt leads 5-3	
Neutral.....0-0	
Streak Memphis W4	Byington vs. Memphis0-0
Last Vandy winNov. 21, 1997 at VU (86-77)	Notes: • first meeting was December 27, 1963 in the Vanderbilt Tournament (#6 Vandy won 85-79)

- The Tigers will lean heavily on senior point guard Dug McDaniel, who enters the contest as one of only two players in Division I averaging at least 14.0 points and 5.5 assists per game while shooting 90.0 percent or better from the free throw line.
- SMU’s Boopie Miller is the only other player with that total.

TIGERS VS. COMMODORES

- Wednesday is the 16th meeting all-time between the programs with Vandy leading 8-7.
- Memphis, however, has won the last four matchups, including both matchups under Coach Hardaway.
- The No. 23 Tigers hosted the Commodores two years ago (Dec. 23, 2024) and came away with a 77-75 victory despite trailing by eight with 8:20 to play.
- David Jones led all players with 28 points (21 in the second half) and nine boards.
- Memphis opened up the 2022-23 season in Nashville and came home with a 76-67 win, its first time inside Memorial Gymnasium in 25 years.
- The Tigers shot 51% overall and were led by DeAndre Williams (17) and Kendric Davis (16).
- Prior to the 2022-23 battle, Memphis and Vanderbilt had not played since the 2004-05 season when the Tigers earned an 81-68 victory in the third round of the NIT.
- Vandy's last victory in the series was on Nov. 21, 2007, by a score of 86-77 in Nashville.

SEC SUCCESS STORY

- Since the 2022-23 season, Memphis owns the most nonconference wins against SEC opponents of any Division I program, posting a 10-5 record in those matchups.
- The Tigers’ run includes two victories over Vanderbilt (Nov. 2022, Dec. 2023), showing a recent track record of success against the league as they prepare to face Vanderbilt and Mississippi State.

FEDEXFORUM FORTRESS

- With the 78-71 win over Baylor, Memphis improved to 9-1 at home against major-conference opponents over the last five seasons — a remarkable .900 winning percentage.
- No other Division I program has recorded more than seven such non-conference home wins since the 2021–22 season, underscoring the Tigers’ elite strength on their home floor.

BOUNCE-BACK TIGERS

- Under head coach Penny Hardaway (since 2018-19), Memphis owns a 44-22 (.667) record in games following a loss.
- It's the second-best mark among current American Conference programs during that span, trailing only UAB (52-23).

OFFENSIVE STABILITY

- Memphis has produced at least one 15-point scorer in 50 consecutive games.
- The last time the Tigers fell short was Feb. 15, 2024 at North Texas, when David Jones led the team with 14 points.

PLAYMAKING PRESENCE

- Dug McDaniel has posted at least 10 points and five assists in seven games this season - most in the American and tied for ninth nationally - highlighting his all-around impact.
- His assist streak was snapped in the loss at Louisville, where he did not record a helper - the first instance in 30 games since Dec. 21, 2024 against Wichita State.

LINEUP EVOLUTION

- After using just four starting lineups last season - tied for the 2nd fewest in the American - Memphis has already rolled out seven different starting groups in 2025-26, tied for the 2nd-most in the conference.
- The seven different lineups are tied for the 20th most in Division I this season.
- Charleston Southern has the most with 12 different lineups in 12 games.
- Hardaway had only four different lineups in 35 games last season and seven lineups in 32 games in 2023-24.

PARKER POWERS BENCH

- Sincere Parker has delivered at least 10 points, three rebounds and three assists off the bench in three straight games, marking the longest such streak by a Memphis reserve in the past 30 years and tying for the 3rd-longest by any American Conference reserve all-time.

DOWN-TO-THE-WIRE

- Twelve of the 15 meetings between Memphis and Vanderbilt have been decided by single digits, reinforcing how tight the series is.
- Six of the 15 meetings have been a two-possession game, including a 77-75 Tiger victory in 2023-24.

SECOND-CHANCE MACHINE

- Memphis has grabbed at least nine offensive rebounds in 23-straight games, the second-longest active streak in Division I (trailing only St. John’s at 24).
- It marks the Tigers’ longest run since a 29-game streak that concluded in November 2007.

SCORING SPREAD

- Memphis features nine players averaging at least 6.0 points per game this season, tied for the 2nd-most in Division I, highlighting the Tigers’ depth and balance on the offensive end.
- That depth was on display at Louisville, where Hasan Abdul Hakim led all scorers with 18 points in just his third game of the season.
- Marks the program’s highest total in at least the last 30 years.

TIGERS BY SITUATION

Category	'25-26	'24-25	'23-24
All Games	4-5	29-6	22-10
Conference Games	0-0	16-2	11-7
Non-Con/Postseason	4-5	13-3	13-3
Home	4-1	13-2	13-2
Away	0-2	11-2	7-6
Neutral Site	0-2	5-2	2-2
vs. Ranked/RV Opp.	1-3	4-2	7-2
vs. Unranked Opp.	3-2	21-3	15-8
Winning the Tip	0-2	20-2	14-16
Losing the Tip	4-3	5-3	8-4
Scoring First	2-4	18-2	14-4
Opponent Scores First	2-1	10-4	8-6
Leading at Halftime	4-1	17-0	13-2
Trailing at Halftime	0-4	8-6	9-7
Tied at Halftime	0-0	3-0	0-1
Leading with 5:00 to Play	4-1	24-0	18-2
Trailing with 5:00 to Play	0-4	1-6	3-7
Tied with 5:00 to Play	0-0	3-0	1-1
in Overtime	0-0	2-1	1-0
Games Decided by 1-3 Pts	0-1	5-0	5-4
Games Decided by 4-10 Pts	2-2	13-3	7-4
Games Decided by 11+ Pts	2-2	10-3	10-2
Shooting 50% or Higher	0-0	11-1	7-0
Shooting 40-49%	3-5	13-2	10-7
Shooting Less Than 40%	1-0	2-3	2-3
Opp. Shooting 50% or Higher	0-3	3-1	2-2
Opp. Shooting 40-49%	1-1	13-2	12-7
Opp. Shooting Less Than 40%	3-1	14-1	8-1
Make More 3FG Than Opp.	2-1	15-1	14-2
Make Fewer 3FG Than Opp.	1-4	12-5	8-7
3FG Made Are Even	1-0	1-0	0-0
Attempt More FT Than Opp.	1-2	15-3	16-3
Attempt Fewer FT Than Opp.	2-3	10-3	6-6
FT Attempts Are Even	1-0	3-0	0-1
More Rebounds Than Opp.	2-2	20-1	11-5
Fewer Rebounds Than Opp.	1-3	8-5	9-5
Rebounds Are Even	1-0	0-0	2-0
More Assists Than Opp.	3-1	17-1	12-2
Fewer Assists Than Opp.	0-4	8-5	10-8
Assists Are Even	1-0	3-0	0-0
Commit More TOs Than Opp.	1-3	12-5	8-7
Commit Fewer TOs Than Opp.	2-1	15-1	13-1
Turnovers Are Even	1-1	1-0	1-2
More Bench Points Than Opp.	3-3	12-2	9-4
Fewer Bench Points Than Opp.	1-1	16-4	13-6
Bench Points Are Even	0-1	0-0	0-0
Scoring 100+ Points	0-0	1-0	3-0
Scoring 90-99 Points	0-0	4-0	3-0
Scoring 80-89 Points	1-0	13-1	6-2
Scoring 70-79 Points	3-4	5-4	8-5
Scoring 60-69 Points	0-1	5-1	2-3
Scoring Fewer Than 60 Points	0-0	0-0	0-0
Allowing 100+ Points	0-0	0-0	1-1
Allowing 90-99 Points	0-2	1-1	0-2
Allowing 80-89 Points	0-2	6-3	3-2
Allowing 70-79 Points	3-0	11-2	11-5
Allowing 60-69 Points	1-1	8-0	2-0
Allowing Fewer Than 60 Points	0-0	2-0	5-0
Following a Win	2-2	18-4	19-4
Following a Loss	1-3	5-0	2-5

MISCELLANEOUS STATS

10+ Point Games	2025-26	2024-25	Career
McDaniel	8	21	66
Parker	6	21	46
Ingraham	1	19	44
Davis	4	11	22
Berry	2	16	20
Abdul Hakim	1	7	20
Thedford	3	13	16
Bradshaw	2	4	13
Givens II	2	4	6
Sylla	-	2	5
Hardaway	1	-	2
Arop	-	-	2
Majok	1	-	1

20+ Point Games	2025-26	2024-25	Career
Parker	-	5	12
McDaniel	1	3	11
Abdul Hakim	-	4	8
Davis	1	2	3
Berry	-	2	2
Ingraham	-	1	2
Givens III	1	-	1
Sylla	-	-	1

30+ Point Games	2025-26	2024-25	Career
Parker	-	1	4
McDaniel	-	-	2

10+ Rebound Games	2025-26	2024-25	Career
Ingraham	-	7	11
Davis	1	2	3
Abdul Hakim	-	2	3
Berry	-	1	1
Bradshaw	-	-	1
Sylla	-	-	1

10+ Assist Games	2025-26	2024-25	Career
McDaniel	1	2	3

Double-Doubles	2025-26	2024-25	Career
Ingraham	-	7	9
McDaniel	1	2	3
Abdul Hakim	-	2	3
Davis	1	-	1
Bradshaw	-	-	1
Berry	-	1	1
Sylla	-	-	1

Games Led UofM in Scoring	2025-26	2024-25	Career
McDaniel	3	-	3
Thedford	2	-	2
Berry	2	-	2
Davis	1	-	1
Givens III	1	-	1
Hardaway	-	-	1
Abdul Hakim	1	-	1

Games Led UofM in Rebounding	2025-26	2024-25	Career
Davis	3	-	3
Majok	2	-	2
Thedford	2	-	2
McDaniel	1	-	1
Whorton	1	-	1
Bradshaw	1	-	1

Games Led UofM in Assists	2025-26	2024-25	Career
McDaniel	7	-	7
Givens III	1	-	1
Berry	1	-	1
Hardaway	1	-	1
Parker	1	-	1

Games Led UofM in Steals	2025-26	2024-25	Career
McDaniel	4	-	4
Thedford	3	-	3
Givens III	2	-	2
Abdul Hakim	1	-	1
Davis	1	-	1
Bradshaw	1	-	1
Berry	1	-	1

Games Led UofM in Blocked Shots	2025-26	2024-25	Career
Majok	5	-	5
Hardaway	3	-	3
Davis	2	-	2
Whorton	2	-	2
Sylla	1	-	1
Thedford	1	-	1
Givens III	1	-	1
Ingraham	1	-	1
Berry	1	-	1
Abdul Hakim	1	-	1

SIX DEEP

- Memphis had a season-high six players score in double figures against New Orleans, marking just the sixth time that has happened under **Penny Hardaway**.
- The previous occurrence came on Jan. 14, 2024, at Wichita State.

PENNY VS. AP RANKED

- The Tigers have played 36 games in the last eight seasons against AP ranked teams, with a 15-21 overall record in those contests.
- Hardaway is 6-3 against AP ranked teams inside FedExForum, including winning three straight.
- The only home loss to an AP ranked opponent over the last six seasons (since 2020-21), was 67-65 to #1 Houston on March 5, 2023.
- The Tigers have had recent success, however, owning a 7-3 record against AP ranked teams in the last 10 meetings overall, dating back to 2023.
- The win against No. 16 Clemson last season was the 2nd-highest ranked opponent Coach Hardaway has ever defeated on the road.
- Memphis beat #6 Houston (69-59) on Feb. 12, 2022.
- The 99-97 OT win over #2 UConn last season was in Maui.

EARLY LOCKDOWN

- Memphis had held opponents to 29.5 first-half points on 37.8% shooting over the previous three games, prior to giving up 57 to Louisville
- That three-game stretch (all wins) was a major improvement from the first four outings, when foes averaged 35.0 points on 44.2% shooting.

DO-IT-ALL DUG

- Memphis guard **Dug McDaniel** is one of the American's most complete playmakers this season.
- He currently leads the conference in assists (5.7), ranks second in steals per game (1.9) and third in free-throw percentage (90.9).
- He is one of just two Division I players to rank top three in their conference in all three categories, joining SMU's Boopie Miller.
- McDaniel is also just the fifth player in American Conference history to rank top-two in both assists and steals in the same season, joining:

- Eric Gaines (UAB, 2023-24)
- Jordan Walker (Tulane, 2020-21)
- Laquincy Rideau (USF, 2018-19)

EXCLUSIVE CLUB

- **Zach Davis** delivered one of the most productive nonconference performances by a Tiger in decades against Baylor.
- His 23 points, 13 rebounds and eight made free throws make him just the second Memphis player in the last 30 seasons to hit all those marks in a non-league game — joining **Will Barton**, who last accomplished the feat in December 2011 at Louisville.

CURRENT MEMPHIS STREAKS

All Games	L1
Last Win:	12/6/25 vs. Baylor (78-71)
At FedExForum	W3
Last Loss:	11/16/25 vs. UNLV (78-92)
On the Road	L2
Last Win:	3/4/25 at UTSA (75-70)
Neutral Sites	L3
Last Win:	3/16/25 vs. UAB (84-72)
vs. AP Ranked Opponents	L2
Last Win:	12/28/25 at #16 Ole Miss (87-70)
Nonconference (Home)	W3
Last Loss:	11/16/25 vs. UNLV (78-92)
Nonconference (Road/Neutral)	L5
Last Win:	12/18/24 at Virginia (64-62)
American Conference	W5
Last Loss:	2/16/25 at Wichita State - OT (84-79)
American Conference (Home)	W14
Last Loss:	1/31/23 vs. Rice (74-71)
American Conference (Road)	W2
Last Loss:	2/16/25 at Wichita State (84-79)
Games Allowing 75 or Fewer Points	-1
Last With:	12/6/25 vs. Baylor (71)
Games with a 15-Point Scorer	50
Last Without:	2/15/24 at UNT (Jones-14)
Games with an +/- Assist-to-TO Ratio	-1
Last With:	12/6/25 vs. Baylor (12A-9TO)
Games with Rebounding Advantage/Even	-2
Last With:	12/3/25 vs. New Orleans (40-35)
Games with More/Even FT Attempts	-1
Last With:	12/6/25 vs. Baylor (25-25)
When Scoring 80+ Points	W12
Last Loss:	1/16/25 at Temple (81-88)
When Scoring 90+ Points	W14
Last Loss:	1/11/23 at UCF (107-104 / OT)
When Scoring 100+ Points	W4
Last Loss:	1/11/23 at UCF (107-104 / OT)

REBOUNDING BY COMMITTEE

- Memphis is getting production on the glass from all over the roster this season, with 11 different Tigers averaging at least 2.0 rebounds per game.
- Only three Division I programs — UT Martin (13), Alabama (12) and Jacksonville (12) — feature more players meeting that mark in 2025-26.

BALANCED SCORING

- The Tigers are spreading the scoring, averaging 75.7 points per game. They have 8 players averaging 7.0+ points.
- Rebounding has been better of late, as the Tigers are averaging 37.0 boards per game, with both offensive (14.3) and defensive (22.7) efforts keeping Memphis in games.
- Memphis is generating scoring opportunities through assists (14.0 per game), led by Dug McDaniel's 5.7 dimes.

TIGER TRACKER

Sincere Parker

- 50 points from 1,000 for his career.
- 9 three-pointers from 100 for his career.
- 8 games from 100 for his career.

Dug McDaniel

- 101 career games played.
- 90 points from 1,300 for his career.
- 16 three-pointers from 150 for his career.
- 48 assists from 500 for his career.
- 12 steals from 150 for his career.

Tariq Ingram

- 106 career games played (team high)
- 99 points from 1,000 for his career.
- 37 rebounds from 600 for his career.
- 28 blocks from 100 for his career.

Zach Davis

- 104 career games played.
- 14 steals from 100 for his career.

Quante Berry

- 8 three-pointers from 50 for his career.

Thierno Sylla

- 10 games from 100 for his career.
- 9 blocks from 50 for his career

BENCH BOOSTING TIGERS

- Memphis leads the American and ranks 38th nationally with 33.4 bench points per game, showing how impactful the second unit has become.
- The Tigers erupted for a season-high 50 bench points against SIU, their most in a game since Nov. 13, 2021 vs. NC Central (51).
- Memphis has delivered 35+ bench points in five different games, giving the team consistent scoring support beyond the starting five.
- Last season, the Tigers averaged just 16.7 points off the bench and never scored more than 27 in any game.
- Memphis didn't record more than a 35-point bench game in either 2023-24 or 2022-23, when it averaged 19.5 and 19.6 bench points, making this year's production a notable leap.

UNFAMILIAR TERRITORY

- For only the third time in eight seasons under head coach **Penny Hardaway**, his Tigers found themselves under .500 after losing four straight.
- Following the loss to Wake Forest in the Bahamas, Memphis dropped to 1-4 for the first time since 1996-97.
- That season, Memphis went 15-11 the rest of the season.

BATTLING INJURIES

- Memphis has dealt with persistent injury challenges this season, as the Tigers have yet to have their full roster available for a single game.
- Seven different players have missed time, combining to miss 13 total games due to injury.

NO EASY GAMES FOR MEMPHIS

- Memphis enters Wednesday's matchup with the 14th toughest strength of schedule in DI, according to KenPom (+11.23).
- Six of the Tigers' nine opponents rank inside the top 100: No. 6 Purdue, No. 10 Louisville, No. 34 Baylor, No. 42 Wake Forest, No. 56 Ole Miss and No. 94 San Francisco.
- Vanderbilt would be the seventh at No. 10.
- Coach **Penny Hardaway** isn't one to shy away from tough matchups - he wants his team battle-tested and ready for the grind of conference play.

HISTORIC STRETCH

- **Dug McDaniel** was the fourth Memphis player this century to post 15+ points, 5+ assists and a steal in three straight games (Purdue, Wake Forest, SIU).
- He joined Kendrick Davis (three times), Joe Jackson (2013-14) and Tyreke Evans (2008-09).

ASSIST ENGINE

- **Dug McDaniel** has produced 40.5% of Memphis' assists (51 of 126), the highest share of any player in the American and 18th-largest in Division I.
- He is on pace for the highest assist share by any Tiger in the last 30 years (current mark: 38.8% by Antonio Burks in 2003-04).

THEDFORD SPARKS

- **Julius Thedford** became the first Tiger to post 15+ points, 5+ rebounds and 3+ steals off the bench since Chris Crawford on Feb. 25, 2012 at Marshall.

PENNY POWERS

- The Tigers own a 20-8 record against Power Five opponents over the last five years, dating back to a Dec. 14, 2021 win over No. 6 Alabama.
- Eight of the 20 wins have come against ranked teams.
- Four of the eight defeats have been by 3 points and five have been at least two-possession.
- Penny is 14-11 however, against the SEC.
- After winning 6-of-7 against the SEC from Dec. 2022 to Nov. 2024, the Tigers have since dropped three of the last four.

NEW IDENTITY

- Last season, Memphis' starting unit accounted for 78.9% of its scoring, the third-highest share in the American.
- This season, the starters only account for 55.8% of the team's points scored (380/681), the lowest share in the conference.
- Memphis is getting an average of 42.2 pts (75.7 team) from its starting unit.

SCORING DEPTH

- With Hasan Abdul Hakim's breakout against Louisville, nine different Memphis players have scored 15 or more points in a game this season, which is the most such players by any American

Conference team.

- Memphis had only six such players all of last season.

BRADSHAW BREAKS THROUGH

- Aaron Bradshaw has had a challenging start to the season.
- Through the first five games, he totaled just 22 points, six rebounds and 20 fouls with three disqualifications, and grabbed his first defensive rebound of the year against Wake Forest.
- His last three games, however, he has broken out, averaging 13.0 points, 5.3 rebounds and 1.7 steals per game.
- Against SIU, he broke out with 14 points, 4 rebounds and a career-high 3 steals in 17 minutes.
- He also went 10-of-10 at the free throw line, becoming just the fifth Tiger under Hardaway to attempt 10 or more free throws in a game without missing.
- Against Baylor, he matched his career high with 17 points and 7 rebounds in 25 minutes.

LARRY FINCH PLAZA

On Oct. 28, 2021, the University of Memphis dedicated **Larry Finch Plaza** outside the Laurie-Walton Family Basketball Center.

Finch coached **Penny Hardaway** while the latter was a standout on the court in the early 1990s, which followed Finch's own acclaimed playing career in the early 1970s.

Called "one of the 10 most influential Memphians of all time" by Mayor Jim Strickland, Finch was credited with helping to reunite the City when he played for then-Memphis State after graduating from Melrose High School in Orange Mound following the assassination of Dr. Martin Luther King Jr.



WHEN AB GETS GOING, IT'S OVER

- **Aaron Bradshaw's** college teams are 13-0 in games when he scores in double figures after putting up 17 against Baylor last weekend.
- The only active DI player with more wins and zero losses in such games is Terrance Arceneaux (17-0).
- Bradshaw is averaging 7.6 points and 2.8 rebounds in 14.6 minutes.

DUGGIN' AROUND

- **Dug McDaniel** is the 2nd player in American history to have 125+ points, 50+ assists and at least 15 steals through his first 9 games of a season (SMU's Kendrick Davis '2020-21).
- Additionally, he is the only Memphis player with those numbers through eight games in at least the past 30 seasons.

TRANSFER TAKEOVER

- The Tigers rebuilt almost the entire roster through the portal, leaning heavily on veteran experience from across the country.
- Memphis is one of only two programs in the nation with 14+ transfers this season, matching Southern Miss for the most in Division I.

LOCAL "DAWG" LEADS THE WAY

- Local star **Julius Thedford** was a bright spot in his first start in a Tiger uniform, leading Memphis with a season-high 16 points (5-of-8 FG) and six rebounds in 23 minutes against UNLV.
- It marked the eighth 16+ point game of his career and made him the sixth Tiger this season to reach the 15-point mark.
- Thedford has also emerged as the team's constant energizer and hustle engine - a player **Penny Hardaway** has repeatedly praised as a true "Dawg," worthy of a spot on the Tigers' first-team All-Dawg squad.
- In his last five games played, JT is second on the team in scoring (11.2) and rebounding (5.0).
- He put up 15 points and six rebounds against SIU, both led the team, and then 13 points and three rebounds in 10 minutes versus New Orleans.
- He leads the Tigers with 5.1 rebounds per game on the year and 17 of his 36 boards have come on the offensive end.
- He has at least 5+ rebounds in 5-of-7 games.

ZERO RETURNERS CLUB

- Only three Division I teams enter the year with no returning players, and Memphis and Baylor make up two-thirds of that group, joining Miami.
- Baylor brought in 10 transfers to reset its lineup, while Miami added six as all three programs effectively started from scratch.

BUILT ON EXPERIENCE

- Memphis has scored 94.3% of its points this season from Division I transfers (642/681).
- That's the 2nd-highest percentage in DI behind UCF (99.7%).
- True freshman Simon Majok has supplied the rest with 39 points.

PLENTY OF OPTIONS

- The Tigers can rely a number of players to lead the team on any given night.
- Of the 15 players to feature in a game this season, 11 have already scored in double figures at least once.
- Memphis had six different players reach double figures against UNO, only the sixth time that's happened under Hardaway.

FIGHTING THROUGH ADVERSITY

- The Tigers are 4-5 but have played five games decided by 10 points or fewer.
- Close calls vs. top-tier opponents (Purdue and Wake Forest) suggest Memphis is competitive, resilient and learning to close games.
- The program started 1-4 for the first time since 1996-97.

SHOOTING TRENDS

- Field goal percentage is steady at 43.0%, with highs and lows depending on opponent defenses.
- Three-point shooting is inconsistent at 32.1% overall, but the team has had flashes of efficiency with four games of 8+ made triples.
- Free throw shooting is a work in progress at 70.2%.

DUGGY DIMES

- Dug McDaniel leads the American Conference and ranks 36th in Division I averaging 5.7 assists per game. He was 14th before Louisville (0 AST)
- His numbers have steadily improved each year in college and is coming off a career-high average of 4.9 last season at Kansas State.
- He has dished 5+ dimes in seven of the nine, including a season-high 10 against UNO.

BAHAMAS RECAP

- Memphis went toe-to-toe with No. 1 Purdue, leading 64-61 with seven minutes left before falling 80-71.
- The Tigers shot 47% from the floor and got a standout 18-point, 6-rebound, 6-assist night from **Dug McDaniel** against the nation's top team.
- In the consolation game, Memphis showed its resilience again, holding the lead for more than 28 minutes before a buzzer-beating three handed Wake Forest a 69-68 victory.
- The Tigers forced 14 turnovers and got 24 points, 6 assists and 5 rebounds from McDaniel in the heartbreaking finish.
- McDaniel was named to the All-Tournament Team after averaging 21.0 points, 6.0 assists, 5.5 rebounds and 1.5 steals.

WHORTON MAKES AN IMPACT

- After sitting not having played in the first three games, William Whorton made his presence felt in the Baha Mar Championship.
- Against Wake Forest, he led the team with six rebounds - five one the offensive glass - showing a nose for the ball and energy the Tigers needed.
- Whorton made his first start as a Tiger against UNO, recording a career-high 3 blocks.

MAJOK MAGIC

- Freshman 7-foot-1 center Simon Majok has quietly become one of Memphis' most productive reserves, averaging 4.3 points and 4.3 rebounds in just 18.1 minutes per game.
- Majok is shooting 50.0 percent from the field (13-of-26) and 2-of-5 from three, while adding steady physicality on the glass and efficient finishing around the rim.
- He had a career-high 13 points with 6 rebounds and 2 steals against New Orleans (Dec. 3).

SHOOTING STARS

- Memphis was one of nine DI teams to lead its league in both FG% (.472) and 3PT% (.376) last season.
- It was the only time this century that the Tigers have led their conference in both categories.
- It has been a slow start for the Tigers this season, ranking 10th in the league in FG% (.430) and 8th in 3PT% (.321).

PARKER DELIVERS

- Last season with McNeese State, Sincere Parker scored in double figures in all four of his games against teams ranked in the AP Poll despite not starting in any of those.
- That includes a team-leading 17-point performance against Purdue in the NCAA Tournament.
- He added another to his total with 10 points against the No. 1 Boilermakers.

- 19 vs. No. 2 Alabama
- 17 vs. No. 22 Purdue (NCAAT)
- 16 vs. No. 25 Mississippi State
- 12 vs. No. 12 Clemson (NCAAT)
- 10 vs. No. 1 Purdue

RARE DEFENSIVE LAPSE

- With UNLV shooting 50% from the floor, Memphis allowed consecutive opponents to shoot 50% or better.
- It marked only the fourth time in eight seasons that Hardaway's teams have allowed that.
- Two of them came in his first season in 2018-19 and the other was last season against Tulsa and Temple (both wins).
- Over the eight seasons, the Tigers have allowed 24 teams to shoot 50% or better. Memphis is just 9-15 in those contests.
- They have not allowed three straight teams to shoot 50% under Hardaway.

HOME COURT ADVANTAGE

- The Tigers have won 49 of their last 56 games at FedExForum and are 98-15 at home under head coach Penny Hardaway.
- Dating back to the start of the 2021 calendar year, Memphis is 62-9.
- Four of those losses have been by a combined 7 points - Tulane (1), #1 Houston (2), USF (1), Rice (3)
- Seven of the 15 defeats in Hardaway's tenure have finished as one-possession games.
- The 14-point loss to UNLV marked the Tigers' largest home loss of the Hardaway era.

SEASONED SQUAD

- The Tigers' roster has played a combined 861 Division I games.
- That's the most of any American Conference team and the ninth most among all DI.
- Five guys have played 90+ games: Tariq Ingrham (106), Zach Davis (104), Dug McDaniel (101), Sincere Parker (92) and Thierno Sylla (90).

50 IS A MAGIC NUMBER

- Shooting better than 50.0 percent in games seems to be a great indicator of success for the Tigers in recent years.
- The Tigers have won 73 of the last 76 games when shooting better than 50.0% from the floor.
- That stretch includes a streak of 38-straight games before falling at ECU (72-71) on Jan. 15, 2022.
- The streak started after shooting 54.4 percent (31-57) in an 87-74 loss at Cincinnati on Feb. 23, 2017.
- The Tigers were 11-1 last year and were 7-0 in 2023-24 when reaching the 50-percent mark.
- In the last decade, the Tigers are 90-4 when reaching 50%, including a 63-3 mark under Penny, 40-0 at home and 18-2 on the road.

RANDOM FACTS

- Memphis is 86-11 when reaching 80 points under Penny Hardaway in seven seasons, including 53-2 at home and 23-9 on the road.
- They are 25-2 in such games when ranked (AP).
- The Tigers are 31-2 when scoring 90 or more points in those seven seasons and have won 14 straight.
- The last loss was Jan. 11, 2023 at UCF (107-104) in double overtime.
- At home, they are 25-1 when scoring 90.

AGAINST NO. 1'S

- Memphis is 1-12 all-time against No. 1 teams.
- The lone win came against Houston in the 2023 American Conference title game.
- The average margin of victory in the 12 matchups is 10.2 points.

Date	Result	Opp
11/20/25	L, 80-71	Purdue
3/12/23	W, 75-65	Houston
3/5/23	L, 67-65	Houston
3/19/22	L, 82-78 in NCAA	Gonzaga
11/17/09	L, 57-55	Kansas
3/24/07	L, 92-76 in S16	Ohio State
11/25/05	L, 70-67 in NYC	Duke
1/19/00	L, 75-55	Cincinnati
1/4/96	L, 64-61	UMass
12/8/93	L, 96-78 in MEM	Arkansas
3/25/83	L, 70-63 in S16	Houston
3/26/73	L, 87-66 in Nat. Champ.	UCLA
1/22/53	L, 103-85	Seton Hall

A YEAR TO REMEMBER

- The Tigers are coming off a banner year that saw them go 29-6 overall and 16-2 in league play, winning both the American Conference regular season and tournament championships.
- It was the program's first regular season title of any kind since taking the C-USA crown in '12-13
- Memphis earned a No. 5 seed in last season's NCAA Tournament - the program's highest seed since being a No. 2 in 2009 - but fell to No. 12 Colorado State (78-70) in the first round in Seattle.
- A year ago, Memphis notched three victories over Associated Press Top 25 opponents - including wins against No. 2 UConn (99-97) at the Maui Invitational, at No. 16 Clemson (87-82) and at home over No. 16 Ole Miss (87-70).
- The Tigers also secured notable nonconference wins against Missouri (83-75), Michigan State (71-63), and Virginia (64-62).
- Hardaway has led Memphis to an NIT title in 2021, two American Tournament titles in 2023 and 2025, an American regular season crown in 2025 and three NCAA Tournaments in 2021-22, 2022-23 and 2024-25.

BERRY BREAKS OUT

- **Quante Berry** came off the bench to lead the Tigers with 17 points behind a career-high 4 made threes in the opener against San Francisco.
- It was the fifth-most points of his career.
- The Cleveland, Tenn. native made 6-of-8 shots overall and hit 4-of-6 from deep.
- He was named to the American Conference Honorable Mention team.
- Berry had another 17-point outing against UNO after making 7-of-8 shots and 3-of-4 from 3PT.

BIG MARGINS, TOUGH LOSSES

- Memphis logged its biggest assist-to-turnover margin in a loss since 1996-97, when the Tigers lost at Ole Miss despite dishing 20 assists to only 7 turnovers (+13). Here's how it compares to the top marks in that span.

1. +13 Ole Miss (20-7)	Nov. 11, 2025
2. +12 Wichita State (22-10)	Feb. 16, 2025
3. +12 Tennessee (21-9)	Dec. 15, 2018
4. +11 Cincinnati (20-9)	Mar. 8, 2015
5. +11 Marquette (20-9)	Feb. 2, 2001
6. +10 East Carolina (26-16)	Jan. 24, 2016
7. +10 Virginia (16-6)	Mar. 23, 2014

- In eight seasons under Coach Hardaway, the Tigers have recorded 20+ assists in 40 games.
- Memphis is 36-4 in those games, but have lost two of the last three.

AWARDS & HONORS

2025-26
PRESEASONDug McDaniel

- Preseason American First Team

Aaron Bradshaw

- Preseason American First Team

IN-SEASON

Quante Berry

- American Honorable Mention (Nov. 10)

Julius Thedford

- American Honorable Mention (Dec. 1)

Zach Davis

- American Player of the Week (Dec. 7)

CAREER HIGH FOR CG3

- Sophomore guard **Curtis Givens III** delivered a career-best 20 points at Ole Miss, the highest scoring game of any Tiger this season.
- Givens was slow in the first half with only five points on 2-of-7 shooting (1-4 from deep).
- But the second half was a different story with him dropping 15 points in 17 minutes on 5-of-7 shooting (2-3 from deep).
- That run included scoring 7 of the final 9 points in the game, and assisting on the other bucket.
- Prior to that game, he only had four other career games in double figures with 15 being his previous high.

ASHTON GOES OFF

- Ashton Hardaway poured in 16 points at Ole Miss, his second-highest scoring total of his career behind only 17 vs. Michigan (11/22/23).
- In that Ole Miss game, he also set career highs in field goals made (7) and attempts (11), while adding 4 assists - matching his previous career high last set at Washington State (1/25/25).

MEMPHIS SHARP AFTER THE BREAK

- In 2024-25, Memphis led all Division I teams in second-half 3-point efficiency (42.9%).
- Through the first eight games this season, the Tigers are shooting just 30.6% from deep after halftime, down from 36.5% in the first half.

DI - Highest 3PT% in 2nd Half: 2024-25

1. Memphis	42.9%
2. UIW	40.3%
3. UC Santa Barbara	40.2%
4. Xavier	39.9%
5. Northwestern State	39.3%

STREAK BROKEN

- Memphis had it's 11-game home winning streak snapped against UNLV and former Memphis coach Josh Pastner.
- The streak was the team's second longest under head coach **Penny Hardaway** (16 between 2021-22 and 2022-23).

- It was the program's first defeat inside FedExForum since Dec. 21, 2024, against Mississippi State (79-66).
- Additionally, it was the longest active home win streak by a current American team and the 14th-longest streak in Division I. St Thomas (MN) led the nation at 20.

BOARDS TO BUCKETS

- Memphis' 22 second-chance points vs. San Francisco (11/8/25) mark one of the program's top performances in the last seven seasons. It's the Tigers' sixth-highest total in that span, trailing only:
 - 27 vs. UAB (3/3/24)
 - 24 vs. Cincinnati (2/28/21)
 - 24 vs. Mississippi Valley State (12/8/20)
 - 24 vs. Oregon (11/12/19)
 - 23 vs. Florida Atlantic (2/25/24)
- It is also tied with Memphis' 22 vs. Cincinnati on 1/9/22.

DUG DISTRIBUTES

- Entering the season, **Dug McDaniel** was one of only 13 active DI players with 400+ career assists, there are now 23 as of Dec. 5.
- He's one of 15 of those to have at least 1000 points scored as well, and one of only 11 with 1,000+ points, 400+ assists and 100+ made threes.
- McDaniel posted his 3rd-career double-double with 11 points and 10 assists against UNO, finishing just one shy of matching his career high in dimes.

SCORING U

- Over the last three seasons, Memphis has produced three of its top eight single-season scorers in program history.
- **Kendric Davis** transferred in from SMU for the 2022-23 season and passed Penny Hardaway for the 2nd-most points ever in a season (744).
- Davis ranked 8th in the country in scoring (21.9).
- In 2023-24, **David Jones** (Rutgers) produced 698 total points for 7th on the school chart.
- Jones ranked 6th nationally in scoring (21.8).
- **PJ Haggerty** bested them both last season, finishing just three points shy of the all-time single-season record with 758.
- Haggerty ranked 3rd nationally in scoring (21.7)

1.	762	Dajuan Wagner	2001-02
2.	759	PJ Haggerty	2024-25
3.	744	Kendric Davis	2022-23
4.	729	Penny Hardaway	1992-93
5.	724	Chris Douglas-Roberts	2007-08
6.	721	Larry Finch	1972-73
7.	708	Jeremiah Martin	2015-16
8.	698	David Jones	2023-24
9.	688	Keith Lee	1984-85
10.	669	Larry Finch	1971-72

ABOUT THE ROSTER

- This season's Tiger squad features zero returners from last year's team, and were forced to bring in 15 new players.
- The newcomers are made up of 13 Division I

transfers, a Division II transfer and one freshman.

- Memphis had to replace 11 players who played in a game last season.

TARIQ INGRAHAM

- The team's most experienced player with 106 career games played.
- Owns a career field goal percentage of .533, the highest on the roster with at least 25 career games played.
- Ingraham played his best game of the season against No. 1 Purdue in the Bahamas, totaling 10 points and three rebounds.
- In the last six games, he's averaging 13 minutes a game after playing just five minutes total the previous three games.

AMERICAN PRESEASON AWARDS

- Memphis had two players honored on the American Preseason Awards list.
- **Dug McDaniel** and **Aaron Bradshaw** were each selected to the first team.
- Memphis was tabbed as the league's preseason favorite in the coaches poll with 143 votes and 11 first-place nods.
- South Florida was picked second with 128 votes and the final two first-place nods.
- Tulane's Rowan Brumbaugh was a unanimous first-teamer and voted preseason POTY.

MEMPHIS. KANSAS. GONZAGA. THAT'S THE LIST

- Memphis, Kansas and Gonzaga are the only three Division I schools to have 18 or more wins in every season since 2000-01 (25 seasons).
- The Tigers' 22 seasons with 20+ wins since 2000-01 are the sixth most in DI.
- Memphis owns the 7th-longest active winning seasons streak in Division I at 25.
- Kansas (40), Arizona (39), Gonzaga (32), Duke (28), Michigan State (27) and Xavier (27) are the only teams with more.
- The 1999-2000 was the last season where they finished under .500, going 15-16 overall.

20-WIN STANDARD

- Memphis has won 20 games now in all seven seasons with Penny Hardaway at the helm.
- It had only 20 wins one time in the previous four years before Hardaway came home.
- In the last 25 years, however, Memphis has 20+ wins in 22 of them - dating back to 2000-01.

NON-CON SUCCESS

- The Tigers have a 66-30 mark versus non-American conference opponents and have held 50 of those foes to 70 points or less during the Coach Hardaway era.
- Memphis has posted a 26-20 record against Power 6 squads (ACC, BIG EAST, Big Ten, Big 12, SEC, Pac-12) under Coach Hardaway.

IT JUST MEANS MORE

- Memphis has not been afraid to play the best teams in the country under Penny Hardaway, and that is especially true against Southeastern Conference opponents.
- In eight seasons under Hardaway, the Tigers

have played 25 contests against SEC foes and are 14-11 in those games.

- The Tigers are 10-5, however, in such games over the last four seasons.
- In 2025-26, the Tigers are scheduled to face three SEC opponents: Ole Miss (Nov. 11), Vanderbilt (Dec. 17) and Miss. State (Dec. 20).
- They also played Arkansas and Auburn in exhibitions.

HOME-OPENING SUCCESS

- In 105 seasons of Memphis basketball, the Tigers own a record of 75-30 (.717) in season openers after defeating San Francisco, 76-70.
- They have won eight-straight lid lifters with the last loss coming Nov. 10, 2017 against No. 25 Alabama.
- Memphis has won 23-straight home openers, dating back to 2003.
- The Tigers last loss in a home opener was Nov. 22, 2002 when Austin Peay snuck out of town with an 81-80 overtime victory.

RANKED TIGERS UNDER PENNY

- Memphis is 43-16 in games while ranked in the AP poll under Coach Hardaway, including 24-7 since the start of the 2023-24 campaign.
- The Tigers had to play 26 of their 35 games last season as a ranked team.
- They were 21-5 in those games.

ROAD WARRIORS

- Memphis picked up 11 true road wins last season, which were 5th most in Division I.
- UC Irvine (14), Central Conn. State (12), UC Irvine (12) and Chattanooga (12) were the only teams with more.
- It was 2nd-most road wins for Memphis in program history. The Tigers won 14 in 1951-52.

HARDAWAY ONE-FIFTY

- Penny Hardaway won his 150th career game last season at South Florida.
- He is 159-73 in his eighth season and currently sit 5th on the program's all-time wins list, EIGHT wins shy of Josh Pastner for 4th.

Rk.	Head Coach	Years	Seasons	Record (Pct.)
1.	Larry Finch	1986-97	11	220-130 (.629)
2.	John Calipari	2000-09	9	214-67 (.762)
3.	Zach Curlin	1924-48	23	173-184 (.485)
4.	Josh Pastner	2009-16	7	167-73 (.696)
5.	Penny Hardaway	2018-Pres.	8	159-73 (.685)
6.	Dana Kirk	1979-86	7	158-58 (.731)
7.	Bob Vanatta	1956-62	6	109-34 (.762)
8.	Wayne Yates	1974-79	5	93-49 (.655)
9.	Eugene Lambert	1951-56	5	87-45 (.659)
10.	Gene Bartow	1970-74	4	83-32 (.722)

EXCLUSIVE CLUB FOR HARDAWAY

- Memphis head coach **Penny Hardaway** is one of only four head coaches at the Division I level who played at their alma mater, played in the NBA, and now coaches their alma mater.

Speedy Claxton: Hofstra

Hubert Davis: North Carolina

Penny Hardaway: Memphis

Mark Pope: Kentucky

COACHES WITH NBA EXPERIENCE

- Memphis head coach **Penny Hardaway** is one of 21 current Division I head coaches who played in the NBA:

Steve Alford: Nevada

Mike Bibby: Sacramento State

Speedy Claxton: Hofstra

Hubert Davis: North Carolina

Johnny Dawkins: UCF

Bryce Drew: Grand Canyon

Kim English: Providence

Penny Hardaway: *Memphis*

Fred Hoiberg: Nebraska

Bobby Hurley: Arizona State

Mark Madsen: California

Quonzo Martin: Missouri State

Mark Pope: Kentucky

Roger Powell Jr.: Valparaiso

Nolan Smith: Tennessee State

Rod Strickland: Long Island

Damon Stoudemire: Georgia Tech

Reggie Theus: Bethune-Cookman

Charlie Ward: Florida A&M

Darrell Walker: Little Rock

Mo Williams: Jackson State

PENNY HARDAWAY

Head Coach

OVERALL RECORD

159-73 (8th Season)

RECORD AT MEMPHIS

Same

POSTSEASON APPS.

3 - NCAA, 2 - NIT




HARDAWAY Year-By-Year Record

Season	W-L	Notes
2025-26 Memphis	4-5	Worst start; 96-97
2024-25 Memphis	29-6	American Champs
2023-24 Memphis	16-10!	(suspended 1st 3)
2022-23 Memphis	26-9	NCAA 1st Round
2021-22 Memphis	22-11	NCAA 2nd Round
2020-21 Memphis	20-8	NIT Champions
2019-20 Memphis	20-10*	COVID-19 season
2018-19 Memphis	22-14	NIT 2nd Round

* - NCAA vacated 1 win
! - suspended first 3 games,
NCAA vacated 3 other wins

HARDAWAY:



THE TIMELINE

A former prep standout at Treadwell High, he averaged 36.6 points and 10.1 rebounds as a senior in 1990 and was named *Parade Magazine* National High School Player of the Year.

A two-time All-American and two-time Great Midwest Conference Player of the Year,

Hardaway averaged 22.8 points, 8.5 rebounds, 6.4 assists and 2.4 steals in 1992-93.

Hardaway remains the only Memphis player to have two career triple-doubles and his 1,319 points (in only two seasons) rank 17th on the school's career scoring list. The 729 points he scored during the 1992-93 season are the most by a junior in Tigers history.

In his two seasons, Hardaway led the team to a 43-23 record – including eight wins over nationally ranked schools -- and directed the Tigers to two NCAA Tournament appearances, including an Elite Eight trip in 1992.

After his junior year, Hardaway declared for the NBA Draft and began a 14-year pro career with

the Orlando Magic (1993-99), the Phoenix Suns (1999-2004), the New York Knicks (2004-06) and the Miami Heat (2007).

The No. 3 pick in the 1993 NBA Draft, Hardaway quickly rose to stardom with the Magic. He averaged 16.6 points, 6.6 assists and 5.4 rebounds in his first season and was named to the NBA All-Rookie Team.




During the 1994-95 season, he averaged 20.9 points and 7.2 assists, started the NBA All-Star Game and was named to the All-NBA First Team, while leading Orlando to the NBA Finals against

the Houston Rockets. Hardaway averaged 25.5 points and eight assists in the series.



After the 1995-96 season, he played on the U.S. Olympic basketball team that won a gold medal in Atlanta, Ga.

Hardaway had a successful run at East High School, which won state titles in 2016, 2017 and 2018. With Hardaway as head coach, the Mustangs defeated Whitehaven High for the 2018 Class AAA championship.



Hardaway returned to his alma mater and becomes the school's 19th head coach and the third former Tiger player to hold the position.

Hardaway was inked to a six-year, \$16.5 million extension on Oct. 12, 2022, which takes him through April 15, 2028.

MEMPHIS & THE ASSOCIATION



The Memphis Tigers have had significant success in the Draft in recent seasons. After **James Wiseman (PK2)** and **Precious Achiuwa (PK15)** were selected in the first round in the 2020 NBA Draft, **Jalen Duren (PK13)** followed suit in the 2022 Draft.

- Duren was the 16th Tiger selected in the first round and the 53rd Tiger selected overall, while Josh Minott was taken No. 45 in the second round.
- Besides 2020, the last and only other time Memphis had two NBA first rounders was in 2006 (Rodney Carney, No. 16 to Chicago; Shawne Williams, No. 17 to Indiana).
- Memphis, Kentucky, and North Carolina are the only schools to have players selected each of Nos. 1-7 in NBA Draft history.
- After coaching Wiseman, Tigers head coach **Penny Hardaway** is the only NCAA head coach to have been picked in the top three of the NBA Draft and have been the college head coach of a player taken in the top three.

Penny Hardaway • 14 seasons

- Orlando, Phoenix, N.Y. Knicks, Miami
- Four-time NBA All-Star
- Two-time All-NBA first team
- NBA All-Rookie Team (1994)
- Helped lead the Magic to the NBA Finals in his sophomore season in 1995, ultimately losing to the Houston Rockets
- Career scoring average of 15.2 points per game

FEDEXFORUM THE HOME OF THE TIGERS

The 2024-25 season marks the 21st for the Tigers in their home arena, FedExForum, which officially opened in September 2004. Located just a few feet off Beale Street on historic Highway 61, FedExForum rises to extend the heart of the Memphis entertainment district.

Memphis plays its home contests in the 18,400-seat arena, which served as host for 2019 American Athletic Conference Championship. It also will be the site for the 2024 NCAA Tournament First and Second Rounds. Since it opened in 2004, FedExForum has hosted six Conference USA Tournaments, three NCAA Men's South Regionals (2009, 2014, 2017), two American Athletic Conference Tournaments (2014, 2019) and one NCAA Women's South Regional (2010).

At 135 feet high, FedExForum provides a backdrop for historic Beale Street. The 805,850 square-foot arena, covering 13.8 acres, features five levels as well as state-of-the-art locker rooms and facilities for sports teams, as well as an exceptional dining and entertainment experiences for its patrons.

Capacity: 18,400

Open House: Sept. 6, 2004

First Event: Usher concert, Sept. 17, 2004

First Memphis Tiger event: Midnight Madness, Oct. 15, 2004

First Memphis exhibition game: vs. Christian Brothers, Nov. 6, 2004 (81-70, W)

First Memphis regular season game: vs. Savannah State, Coaches vs. Cancer, Nov. 11, 2004 (102-40, W)

Memphis record at FedExForum: 330-58 (.851 winning percentage)



LAURIE-WALTON FAMILY BASKETBALL CENTER OPENED NOV. 17, 2017

Memphis men's basketball moved into its new practice facility, the Laurie-Walton Family Basketball Center, Nov. 17, 2017. It is a comprehensive, 62,000-square-foot training facility on the University's Park Avenue Campus.

This stand-alone facility encompasses offices, locker rooms, 3,250-square-foot weight room, training facilities, two NCAA regulation courts, as well as spaces for student-athletes to study, train, eat and develop.



In addition, the history of Memphis basketball is showcased via a large atrium in the grand lobby known as Traditions Hall, a 7,300-square-foot area that will double as a museum designed to be an interactive celebration of Tigers basketball for the general public.

The new practice facilities, part of the University's "Time to Shine" capital campaign, represent a major commitment from the University and Memphis community to compete at the highest level.



TIGERS ON THE WEB

For game notes, rosters, statistics and other information on Memphis Tigers basketball, go to the University of Memphis athletics website at www.GoTigersGo.com.

TIGERS ON THE RADIO

All Memphis basketball games are broadcast on the Tigers' network flagship station, 98.9 THE ROAR OF MEMPHIS. Dave Woloshin calls the play-by-play, while Matt Dillon serves as the color analyst. Dillon and Jeff Brightwell host the pre- and postgame shows.

98.9 THE ROAR OF MEMPHIS also broadcasts **Penny Hardaway's** weekly radio show, which originates from Brookhaven Pub in Memphis and also airs on Facebook Live. Brightwell serves as host of the weekly call-in show. The Hardaway radio weekly call-in show begins in December and is scheduled for most Mondays throughout the season.

PENNY HARDAWAY TELEVISION SHOW

Head coach **Penny Hardaway's** weekly television coach's show is televised every Sunday night at 10:30 p.m. CT during the season by ActionNews 5 in Memphis. The show begins in late November. Dave Woloshin and Matt Infield serve as the show's hosts.

2025-26 UOFM GAME HIGHS

DATE	OPPONENT	SCORE	ATTENDANCE	POINTS	REBOUNDS	ASSISTS	OPP. HIGH PTS
11/8	SAN FRANCISCO	W, 76-70	10,389	Berry (17)	Thedford (9)	McDaniel (8)	Mookie Cook (18)
11/11	at [RV] Ole Miss	L, 77-83	8,731	Givens (20)	McDaniel (7)	McDaniel (7)	Ilias Kamardine (26)
11/16	UNLV	L, 78-92	10,927	Thedford (16)	Majok (7)	Givens/Berry (3)	Fleming/Williamson (25)
11/20	vs. #1 Purdue (1)	L, 71-80	2,437	McDaniel (18)	Majok (7)	McDaniel (6)	Fletcher Loyer (20)
11/21	vs. Wake Forest (1)	L, 68-69	2,355	McDaniel (24)	Whorton (6)	McDaniel (6)	Tre'Von Spillers (24)
11/26	SOUTHERN ILLINOIS	W, 74-58	9,681	McDaniel/Thedford (15)	Davis/Thedford (6)	McDaniel (5)	Jalen Haynes (10)
12/3	NEW ORLEANS	W, 86-70	9,123	Berry (17)	Davis (9)	McDaniel (10)	Tavaj Cope (21)
12/6	BAYLOR	W, 78-71	11,392	Davis (23)	Davis (13)	McDaniel (7)	Tounde Yessoufou (22)
12/13	@ #11 Louisville	L, 99-73	16,355	Abdul Hakim (18)	Bradshaw (5)	Hardaway/Parker (3)	Ryan Conwell (17)
12/17	#13 VANDERBILT						

* American Conference game

(1) Baha Mar Championship (Nassau, Bahamas \ Baha Mar Convention Center)

(2) American Championship (Legacy Arena; Birmingham, Alabama)

BOLD = Season High

MEMPHIS GAME-BY-GAME

				Total		3-Pointers		Free throws		Rebounds										
Opponent	Date	Score		FG-FGA	PCT	3FG-3FGA	PCT	FT-FTA	PCT	OFF	DEF	TOT	AVG	PF	A	TO	BLK	STL	PTS	AVG
San Francisco	11/08/2025	76-70	W	26-66	.394	10-27	.370	14-26	.538	17	24	41	41.0	22	17	14	3	15	76	76.0
at Ole Miss	11/11/2025	77-83	L	28-60	.467	7-21	.333	14-20	.700	9	24	33	37.0	25	20	7	3	6	77	76.5
UNLV	11/16/2025	78-92	L	25-59	.424	4-17	.235	24-30	.800	11	21	32	35.3	24	13	18	3	8	78	77.0
vs Purdue	11/20/2025	71-80	L	25-59	.424	4-19	.211	17-25	.680	15	19	34	35.0	13	9	12	4	5	71	75.5
vs Wake Forest	11/21/2025	68-69	L	23-56	.411	11-29	.379	11-18	.611	16	21	37	35.4	19	12	17	3	4	68	74.0
Southern Ill.	11/26/2025	74-58	W	25-58	.431	8-22	.364	16-20	.800	12	28	40	36.2	25	14	15	5	11	74	74.0
New Orleans	12/03/2025	86-70	W	33-67	.493	10-25	.400	10-14	.714	15	25	40	36.7	20	21	13	8	8	86	75.7
Baylor	12/06/2025	78-71	W	28-68	.412	3-16	.188	19-25	.760	18	25	43	37.5	18	12	9	5	9	78	76.0
at Louisville	12/13/2025	73-99	L	28-68	.412	3-11	.273	14-20	.700	16	17	33	37.0	20	8	11	2	8	73	75.7
Total		681		241-561	.430	60-187	.321	139-198	.702	129	204	333	37.0	186	126	116	36	74	681	75.7
Opponents		692		228-534	.427	82-236	.347	154-218	.706	114	214	328	36.4	167	142	113	35	65	692	76.9

Memphis Averages

Games Played	Points/game	FG Pct	3FG Pct	FT Pct	Rebounds/game	Assists/game	Turnovers/game	Assist/Turnover ratio	Steals/game	Blocks/game
9	75.7	43.0	32.1	70.2	37.0	14.0	12.9	1.1	8.2	4.0

OPPONENT GAME-BY-GAME

				Total		3-Pointers		Free throws		Rebounds										
Opponent	Date	Score		FG-FGA	PCT	3FG-3FGA	PCT	FT-FTA	PCT	OFF	DEF	TOT	AVG	PF	A	TO	BLK	STL	PTS	AVG
San Francisco	11/08/2025	76-70	W	22-55	.400	10-30	.333	16-25	.640	9	25	34	34.0	23	12	15	5	9	70	70.0
at Ole Miss	11/11/2025	77-83	L	27-52	.519	8-13	.615	21-33	.636	7	25	32	33.0	15	17	7	2	5	83	76.5
UNLV	11/16/2025	78-92	L	32-64	.500	7-27	.259	21-26	.808	11	25	36	34.0	24	19	14	3	13	92	81.7
vs Purdue	11/20/2025	71-80	L	30-65	.462	11-30	.367	9-11	.818	14	23	37	34.8	21	20	11	3	6	80	81.3
vs Wake Forest	11/21/2025	68-69	L	23-61	.377	9-33	.273	14-19	.737	15	21	36	35.0	15	16	14	4	5	69	78.8
Southern Ill.	11/26/2025	74-58	W	18-58	.310	2-15	.133	20-33	.606	17	23	40	35.8	19	9	13	4	8	58	75.3
New Orleans	12/03/2025	86-70	W	24-61	.393	7-25	.280	15-21	.714	15	20	35	35.7	11	13	13	6	8	70	74.6
Baylor	12/06/2025	78-71	W	22-64	.344	10-28	.357	17-25	.680	18	26	44	36.8	20	12	13	5	7	71	74.1
at Louisville	12/13/2025	73-99	L	30-54	.556	18-35	.514	21-25	.840	8	26	34	36.4	19	24	13	3	4	99	76.9
Total		692		228-534	.427	82-236	.347	154-218	.706	114	214	328	36.4	167	142	113	35	65	692	76.9
Memphis		681		241-561	.430	60-187	.321	139-198	.702	129	204	333	37.0	186	126	116	36	74	681	75.7

Opponents Averages

Games Played	Points/game	FG Pct	3FG Pct	FT Pct	Rebounds/game	Assists/game	Turnovers/game	Assist/Turnover ratio	Steals/game	Blocks/game
9	76.9	42.7	34.7	70.6	36.4	15.8	12.6	1.3	7.2	3.9

2025-26 GAME-BY-GAME COMPARISON

DATE	OPPONENT	FGM-FGA/%	3FG-FGA/%	FTM-FTA/%	OR-DR-TOT	PF	AST	TO	STL	BLK	PTS
11/8	Memphis	26-66 / .394	10-27 / .370	14-26 / .538	17-24-41	22	17	14	15	3	76
	San Francisco	22-55 / .400	10-30 / .333	16-25 / .640	9-25-34	23	12	15	9	5	70
11/11	Memphis	28-60 / .467	7-21 / .333	14-20 / .700	9-24-33	25	20	7	6	3	77
	@ Ole Miss	27-52 / .519	8-13 / .615	21-33 / .636	7-25-32	15	17	7	5	2	83
11/16	Memphis	25-59 / .424	4-17 / .235	24-30 / .800	11-21-32	24	13	18	8	3	78
	UNLV	32-64 / .500	7-27 / .259	21-26 / .808	11-25-36	24	19	14	13	3	92
11/20	Memphis (1)	25-59 / .424	4-19 / .211	17-25 / .680	15-19-34	13	9	12	5	4	71
	#1 Purdue	30-65 / .462	11-30 / .367	9-11 / .818	14-23-37	21	20	11	6	3	80
11/21	Memphis (1)	23-56 / .411	11-29 / .379	11-18 / .611	16-21-37	19	12	17	4	3	68
	Wake Forest	23-61 / .377	9-33 / .273	14-19 / .737	15-21-36	15	16	14	5	4	69
11/26	Memphis	25-58 / .431	8-22 / .364	16-20 / .800	12- 28 -40	25	14	15	11	5	74
	Southern Illinois	18-58 / .310	2-15 / .133	20-33 / .606	17-23-40	19	9	13	8	4	58
12/3	Memphis	33-67 / .493	10-25 / .400	10-14 / .714	15-25-40	20	21	13	8	8	86
	New Orleans	24-61 / .393	7-25 / .280	15-21 / .714	15-20-35	11	13	13	8	6	70
12/6	Memphis	28- 68 / .412	3-16 / .188	19-25 / .760	18-25-43	18	12	9	9	5	78
	Baylor	22-64 / .344	10-28 / .357	17-25 / .680	18-26-44	20	12	13	7	5	71
12/13	Memphis	28- 68 / .412	3-11 / .273	14-20 / .700	16-17-33	20	8	11	8	2	73
	#11 Louisville	30-54 / .556	18-35 / .514	21-25 / .840	8-26-34	19	24	13	4	3	99
12/17	Memphis #13 Vanderbilt										

* American Conference game

(1) Baha Mar Championship (Nassau, Bahamas \ Baha Mar Convention Center)

(2) American Championship (Legacy Arena; Birmingham, Alabama)

BOLD = Season High

2025-26 SPECIALTY STATS

DATE	OPPONENT	OFF TO	IN PAINT	SECOND CHANCE	FAST BREAK	BENCH	LARGEST LEAD	BEST RUN	GAME LEAD CHANGES	GAME TIES
11/8	Memphis	12	30	22	13	37	23 (2nd, 17:15)	7 (1st, 17:11)	1	0
	San Francisco	21	22	10	13	42	1 (1st, 19:07)	10 (2nd, 12:50)		
11/11	Memphis	9	30	6	9	28	5 (1st, 15:20)	5 (1st, 18:26)	5	4
	@ Ole Miss	7	22	10	2	16	11 (2nd, 14:34)	7 (1st, 14:20)		
11/16	Memphis	21	40	16	9	37	5 (1st, 19:04)	12 (2nd, 5:50)	1	0
	UNLV	30	50	5	23	21	21 (2nd, 9:34)	9 (1st, 12:09)		
11/20	Memphis	13	38	17	22	23	9 (1st, 15:27)	10 (1st, 00:51)	9	6
	#1 Purdue	14	38	8	14	14	10 (2nd, 1:57)	12 (2nd, 3:27)		
11/21	Memphis	13	24	13	9	21	13 (1st, 10:59)	16 (1st, 10:59)	6	6
	Wake Forest	14	24	19	14	21	3 (1st, 19:39)	7 (2nd, 5:17)		
11/26	Memphis	12	30	17	4	50	21 (2nd, 11:08)	10 (2nd, 11:08)	0	0
	Southern Illinois	16	28	12	6	24	--	6 (1st, 7:32)		
12/3	Memphis	26	36	8	13	44	25 (2nd, 14:51)	8 (1st, 13:13)	0	1
	New Orleans	12	30	8	21	37	--	6 (2nd, 12:38)		
12/6	Memphis	12	46	21	15	37	8 (1st, 10:55)	9 (1st, 15:50)	7	3
	Baylor	9	22	15	14	15	8 (2nd, 12:42)	11 (2nd, 12:42)		
12/13	Memphis	13	40	21	6	24	2 (1st, 19:12)	6 (2nd, 10:17)	3	2
	#11 Louisville	16	24	12	7	44	30 (2nd, 1:40)	11 (1st, 13:37)		
12/17	Memphis									
	#13 Vanderbilt									

* American Conference game
(1) Baha Mar Championship (Nassau, Bahamas \ Baha Mar Convention Center)
(2) American Championship (Legacy Arena; Birmingham, Alabama)
BOLD = Season High

GAME-BY-GAME STARTING LINEUPS

DATE	OPPONENT	G	G	G/F	F	C	RECORD [^]
11/8	SAN FRANCISCO	McDaniel	Givens III	Parker	Bradshaw	Sylla	1-0 (1)
11/11	at Ole Miss	McDaniel	Givens III	Parker	Bradshaw	Sylla	1-1
11/16	UNLV	McDaniel	Givens III	Thedford	Hardaway	Sylla	0-1 (2)
11/20	vs. #1 Purdue (1)	McDaniel	Davis	Hardaway	Bradshaw	Majok	0-1 (3)
11/21	vs. Wake Forest (1)	McDaniel	Davis	Hardaway	Bradshaw	Majok	0-2
11/26	SOUTHERN ILLINOIS	McDaniel	Davis	Hardaway	Sylla	Majok	1-0 (4)
12/3	NEW ORLEANS	McDaniel	Thedford	Abdul Hakim	Whorton	Majok	1-0 (5)
12/6	#RV/RV BAYLOR	McDaniel	Berry	Davis	Whorton	Bradshaw	1-0 (6)
12/13	at #11 Louisville	McDaniel	Davis	Abdul Hakim	Bradshaw	Majok	0-1 (7)
12/17	#13 VANDERBILT						

() number of different lineups


* American Conference game

(1) Baha Mar Championship (Nassau, Bahamas \ Baha Mar Convention Center)

(2) American Championship (Legacy Arena; Birmingham, Alabama)

2025-26 BOX SCORES

GM 1: NOV. 8, 2025 | MEMPHIS 76, SAN FRANCISCO 70



Official Basketball Box Score - Final

San Francisco at Memphis

11/08/25 FedExForum, Memphis

2025-26 Men's Basketball

Game Time: 2:00 PM

Game Duration: 2:19

Attendance: 10,389

Officials: Joe Lindsay, Jeb Harless, Vladimir Voyard-Tadal

San Francisco - 70

Record: 1-1

NO. Name	Min	FG M-A	3P M-A	FT M-A	Rebounds OR DR TOT	Fouls PF FD	TP	AS	TO	ST	Blocks BS BA	+/-	Shooting By Period			
25 Guillermo Diaz Graham	F 06:20	0-1	0-1	0-0	0 0 0	0 0 0	0	1	0	0	1 0	-5	1 st FG%	8-30	26.7%	
35 Junjie Wang	F 15:20	1-7	1-5	2-4	1 4 5	1 4 5	0	1	0	0	0 0	-19	3PT%	3-17	17.6%	
0 Ryan Beasley	G 25:26	1-10	1-6	2-3	0 2 2	5 5 5	1	1	3	0	1	-12	FT%	3-9	33.3%	
5 Tyrone Riley IV	G 27:57	4-9	3-4	4-4	2 2 4	2 3 15	1	1	2	0	1	-3	2 nd FG%	14-25	56.0%	
7 Vukasin Masic	G 29:26	1-5	1-5	0-0	0 1 1	1 0 3	4	2	0	0	0	-5	3PT%	7-13	53.8%	
8 David Fuchs	22:52	4-5	0-0	4-6	1 3 4	4 5 12	2	3	1	2	0	17	FT%	13-16	81.3%	
1 Mookie Cook	31:21	7-10	3-4	1-4	2 5 7	5 3 18	1	0	3	2	1	4	GM FG%	22-55	40.0%	
13 Legend Smiley	13:01	1-3	0-2	2-2	0 0 0	3 1 4	1	2	0	0	0	-3	3PT%	10-30	33.3%	
14 Veniamin Abosi	24:18	2-4	1-3	1-2	0 6 6	2 1 6	1	4	0	0	0	4	FT%	16-25	64.0%	
10 Saba Gigiberia	03:59	1-1	0-0	0-0	1 1 2	0 0 2	0	1	0	0	0	-8	Dead Ball Rebounds: 7, 0			
Team					2 1 3	0 0 0	0	0	0	0	0					
Totals		22-55	10-30	16-25	9 25 34	23 22	70	12	15	9	5	3	-6			

Major Fouls: NONE

Memphis - 76

Record: 1-0

NO. Name	Min	FG M-A	3P M-A	FT M-A	Rebounds OR DR TOT	Fouls PF FD	TP	AS	TO	ST	Blocks BS BA	+/-	Shooting By Period			
11 Aaron Bradshaw	F 08:07	2-7	1-3	2-2	3 0 3	5 2 7	0	0	0	1	0	-1	1 st FG%	12-30	40.0%	
31 Thierno Sylla	F 22:44	2-4	0-0	0-1	2 3 5	3 5 4	0	0	1	0	0	2 7	3PT%	5-15	33.3%	
1 Dug McDaniel	G 37:21	4-13	0-4	3-4	0 1 1	2 2 11	8	4	4	0	0	5	FT%	7-14	50%	
5 Curtis Givens III	G 14:28	1-5	0-2	0-0	0 2 2	1 0 2	1	2	2	0	1	9	2 nd FG%	14-36	38.9%	
23 Sincere Parker	G 24:40	6-11	1-2	2-7	0 6 6	3 4 15	2	1	2	0	0	10	3PT%	5-12	41.7%	
3 Ashton Hardaway	18:52	2-5	2-5	0-1	0 1 1	0 2 6	1	0	0	0	0	-6	FT%	7-12	58.3%	
0 Quante Berry	25:18	6-8	4-6	1-2	1 3 4	1 1 17	0	1	1	0	0	-3	GM FG%	26-66	39.4%	
2 Zach Davis	21:31	0-5	0-1	4-5	1 2 3	1 3 4	2	3	4	1	0	-5	3PT%	10-27	37.0%	
15 Julius Thedford	17:14	2-7	1-3	0-0	4 5 9	2 1 5	3	0	1	1	1	9	FT%	14-26	53.8%	
19 Tariq Ingraham	00:40	0-0	0-0	0-0	0 0 0	2 0 0	0	0	1	0	0	-1	Dead Ball Rebounds: 10, 2			
10 Simon Majok	09:05	1-1	1-1	2-4	1 1 2	2 3 5	0	1	0	1	0	6				
Team					5 0 5	0 0 0	0	0	0	0	0					
Totals		26-66	10-27	14-26	17 24 41	22 23	76	17	14	15	3	5	6			

Major Fouls: Parker (F1) 2nd 6:43


	USF	MEM
Biggest lead	1 (1 st 19:07)	23 (2 nd 17:15)
Best Scoring Run	10 (2 nd 12:50)	7 (1 st 17:11)
Lead Changes	1	
Times Tied	0	
Time with Lead	00:11	38:56

Points from	USF	MEM
Turnovers	21	12
Paint	22	30
Second Chance	10	22
Fast Breaks	13	13
Bench	42	37

Period by Period Scoring			
	1st	2nd	TOT
USF	22	48	70
MEM	36	40	76

2025-26 BOX SCORES

GM 5: NOV. 21, 2025 | WAKE FOREST 69, MEMPHIS 68



Official Basketball Box Score - Final

Wake Forest at Memphis

11/21/25 Baha Mar Convention Center, Nassau

2025-26 Men's Basketball

Game Time: 7:00 PM

Game Duration: 2:16

Wake Forest - 69

Record: 1-0

NO. Name	Min	FG M-A	3P M-A	FT M-A	Rebounds OR DR TOT	Fouls PF FD	TP	AS	TO	ST	Blocks BS BA	+/-
0 Omaha Bilew	F 11:45	1-4	1-2	1-2	2 0 2	0 1	4	1	1	0	1 0	-12
2 Juke Harris	F 34:52	4-9	1-4	1-4	4 6 10	3 4	10	3	2	3	0 0	-3
25 Tre'Von Spillers	F 30:51	8-13	2-3	6-7	2 4 6	2 5	24	1	0	1	2 0	10
1 Nate Calmese	G 22:55	1-7	0-4	0-0	0 1 1	0 3	2	4	3	0	0 0	-6
8 Mekhi Mason	G 31:36	2-10	2-8	2-2	3 4 7	2 3	8	4	3	1	0 1	20
6 Myles Colvin	25:29	7-12	3-8	2-2	0 1 1	4 2	19	0	4	0	0 0	-7
11 Marques Marion	04:44	0-0	0-0	0-0	1 1 2	0 0	0	0	1	0	0 0	-6
10 Sebastian Atkins	16:56	0-5	0-3	2-2	1 1 2	1 1	2	3	0	0	0 2	6
13 Cooper Schwieger	20:51	0-1	0-1	0-0	0 1 1	3 0	0	0	0	0	1 0	0
7 Isaac Carr	00:02	0-0	0-0	0-0	0 0 0	0 0	0	0	0	0	0 0	3
Team					2 2 4	0 0	0	0	0	0	0 0	3
Totals	23:61	9-33	14-19	15-21	36	15	19	69	16	14	5 4	3 1

Shooting By Period

1st FG%	8-28	28.6%
3PT%	5-19	26.3%
FT%	6-10	60.0%

2nd FG%

3PT%	4-14	28.6%
FT%	8-9	88.9%

GM FG%

3PT%	23-61	37.7%
FT%	9-33	27.3%
FT%	14-19	73.7%

Dead Ball Rebounds: 7, 0

Major Fouls: NONE

Memphis - 68

Record: 0-1

NO. Name	Min	FG M-A	3P M-A	FT M-A	Rebounds OR DR TOT	Fouls PF FD	TP	AS	TO	ST	Blocks BS BA	+/-
3 Ashton Hardaway	F 28:10	3-10	2-6	0-0	2 1 3	2 0	8	1	5	0	0 1	-12
11 Aaron Bradshaw	F 08:10	1-2	0-1	1-1	0 1 1	5 1	3	0	0	0	0 0	5
10 Simon Majok	C 21:50	0-0	0-0	0-0	0 5 5	2 2	0	0	3	0	1 0	-2
1 Dug McDaniel	G 35:30	7-12	5-8	5-5	2 3 5	0 3	24	6	3	2	0 0	-2
2 Zach Davis	G 24:11	4-11	2-7	2-4	3 2 5	3 2	12	1	3	0	0 0	-3
19 Tariq Ingram	16:02	0-2	0-0	1-2	1 2 3	0 1	1	1	1	0	0 1	9
15 Julius Thedford	15:29	3-5	1-2	2-2	0 5 5	4 2	9	0	2	2	0 1	10
5 Curtis Givens III	17:50	2-4	1-2	0-0	0 0 0	0 1	5	2	0	0	0 0	0
0 Quante Berry	12:25	1-3	0-2	0-2	0 0 0	1 2	2	1	0	0	1 0	-4
12 William Whorton	17:48	2-5	0-0	0-2	5 1 6	2 1	4	0	0	0	1 1	-1
23 Sincere Parker	02:35	0-2	0-1	0-0	0 0 0	0 0	0	0	0	0	0 0	-5
Team					3 1 4	0 0	0	0	0	0	0 0	-1
Totals	23:56	11-29	11-18	16-21	37	19	15	68	12	17	4 3	4 -1

Shooting By Period

1st FG%	13-27	48.1%
3PT%	7-15	46.7%
FT%	0-4	0%

2nd FG%

3PT%	10-29	34.5%
FT%	4-14	28.6%

GM FG%

FT%	11-14	78.6%
3PT%	11-29	37.9%
FT%	11-18	61.1%

Dead Ball Rebounds: 3, 0

Major Fouls: NONE

	WF	MEM
Biggest lead	3 (1 st 5:19)	13 (1 st 10:59)
Best Scoring Run	7 (2 nd 5:17)	16 (1 st 10:59)
Lead Changes	6	
Times Tied	6	
Time with Lead	03:47	32:49

Points from	WF	MEM
Turnovers	14	13
Paint	24	24
Second Chance	19	13
Fast Breaks	14	9
Bench	21	21

Period by Period Scoring			
	1st	2nd	TOT
WF	27	42	69
MEM	33	35	68

OVERALL STATS

2025-26 Memphis Men's Basketball
Combined Team Statistics
All games

Page 1/1
as of Dec 14, 2025



Game Records

Record	Overall	Home	Away	Neutral
ALL GAMES	4-5	4-1	0-2	0-2
CONFERENCE	0-0	0-0	0-0	0-0
NON-CONFERENCE	4-5	4-1	0-2	0-2

Score by Periods

Team	1st	2nd	OT	TOT
Memphis	337	344	0	681
Opponents	324	368	0	692

Team Box Score

No. Player					Total		3-Point		F-Throw		Rebounds											
		GP-GS	MIN	AVG	FG-FGA	FG%	3FG-3FGA	3FG%	FT-FTA	FT%	OFF	DEF	TOT	AVG	PF	DQ	A	TO	BLK	STL	PTS	AVG
1	MCDANIEL, Dug	9-9	306:35	34.1	43-112	.384	11-32	.344	30-33	.909	5	22	27	3.0	15	0	51	27	0	17	127	14.1
23	PARKER, Sincere	9-2	168:48	18.8	34-82	.415	5-19	.263	11-19	.579	7	19	26	2.9	15	0	14	5	1	8	84	9.3
15	THEDFORD, Julius	7-2	117:45	16.8	21-39	.538	7-16	.438	14-19	.737	17	19	36	5.1	18	1	4	4	2	8	63	9.0
2	DAVIS, Zach	9-5	202:33	22.5	24-63	.381	9-29	.310	23-30	.767	14	31	45	5.0	17	1	14	18	2	8	80	8.9
14	ABDUL HAKIM, Hasan	3-2	76:38	25.5	10-26	.385	2-8	.250	3-9	.333	4	5	9	3.0	6	0	4	6	2	2	25	8.3
11	BRADSHAW, Aaron	8-5	116:39	14.6	21-40	.525	2-7	.286	17-22	.773	16	6	22	2.8	29	3	2	7	1	6	61	7.6
5	GIVENS III, Curtis	5-3	103:10	20.6	14-34	.412	5-16	.313	4-6	.667	0	4	4	0.8	3	0	8	4	1	7	37	7.4
0	BERRY, Quante	9-1	151:53	16.9	21-45	.467	10-27	.370	11-18	.611	6	13	19	2.1	19	1	9	7	3	10	63	7.0
3	HARDAWAY, Ashton	8-4	168:12	21.0	20-50	.400	7-24	.292	3-4	.750	4	16	20	2.5	12	0	13	16	5	5	50	6.3
10	MAJOK, Simon	9-6	163:17	18.1	13-26	.500	2-5	.400	11-16	.688	15	24	39	4.3	20	0	2	9	8	3	39	4.3
19	INGRAHAM, Tariq	8-0	82:45	10.3	9-20	.450	0-2	.000	11-17	.647	6	8	14	1.8	8	0	1	2	2	0	29	3.6
31	SYLLA, Thierno	6-4	69:23	11.6	6-10	.600	0-0	.000	1-3	.333	3	10	13	2.2	14	1	2	2	2	0	13	2.2
12	WHORTON, William	5-2	56:05	11.2	4-11	.364	0-1	.000	0-2	.000	8	4	12	2.4	6	0	1	3	6	0	8	1.6
4	AROP, Arop	3-0	09:23	3.1	1-3	.333	0-1	.000	0-0	.000	3	2	5	1.7	3	0	0	1	1	0	2	0.7
8	MATTHEWS, Mason	2-0	06:54	3.5	0-0	.000	0-0	.000	0-0	.000	0	0	0	0.0	1	0	1	0	0	0	0	0.0
Team											21	21	42					5				
Total		9	1800		241-561	.430	60-187	.321	139-198	.702	129	204	333	37.0	186	7	126	116	36	74	681	75.7
Opponents		9	1800		228-534	.427	82-236	.347	154-218	.706	114	214	328	36.4	167	5	142	113	35	65	692	76.9

Team Statistics

	MEM	OPP
Scoring	681	692
Points per game	75.7	76.9
Scoring margin	-1.2	-
Field goals-att	241-561	228-534
Field goal pct	.430	.427
3 point fg-att	60-187	82-236
3-point FG pct	.321	.347
3-pt FG made per game	6.7	9.1
Free throws-att	139-198	154-218
Free throw pct	.702	.706
F-Throws made per game	15.4	17.1
Rebounds	333	328
Rebounds per game	37.0	36.4
Rebounding margin	+0.6	-
Assists	126	142
Assists per game	14.0	15.8
Turnovers	116	113
Turnovers per game	12.9	12.6
Turnover margin	-0.3	-
Assist/turnover ratio	1.1	1.3
Steals	74	65
Steals per game	8.2	7.2
Blocks	36	35
Blocks per game	4.0	3.9
Winning streak	0	-
Home win streak	3	-
Attendance	51512	25086
Home games-Avg/Game	5-10302	2-12543
Neutral site-Avg/Game	-	2-1219

Team Results

Date	Opponent		Score	Att.
11/08/2025	San Francisco	W	76-70	10389
11/11/2025	at Ole Miss	L	77-83	8731
11/16/2025	UNLV	L	78-92	10927
11/20/2025	vs Purdue	L	71-80	2437
11/21/2025	vs Wake Forest	L	68-69	0
11/26/2025	Southern Ill.	W	74-58	9681
12/03/2025	New Orleans	W	86-70	9123
12/06/2025	Baylor	W	78-71	11392
12/13/2025	at Louisville	L	73-99	16355

CONFERENCE ONLY STATS



2024-25 Memphis Men's Basketball
Combined Team Statistics
All games

Page 1/1
as of Oct 26, 2025

Game Records

Record	Overall	Home	Away	Neutral
ALL GAMES	29-6	13-2	11-2	5-2
CONFERENCE	16-2	9-0	7-2	0-0
NON-CONFERENCE	13-4	4-2	4-0	5-2

Score by Periods

Team	1st	2nd	OT	TOT
Memphis	1232	1523	40	2795
Opponents	1211	1319	38	2568

Team Box Score

No.	Player				Total		3-Point		F-Throw		Rebounds											
		GP-GS	MIN	AVG	FG-FGA	FG%	3FG-3FGA	3FG%	FT-FTA	FT%	OFF	DEF	TOT	AVG	PF	DQ	A	TO	BLK	STL	PTS	AVG
4	HAGGERTY, PJ	35-35	1281:56	36.6	248-521	.476	39-107	.364	224-274	.818	40	162	202	5.8	80	1	131	116	3	64	759	21.7
42	DAINJA, Dain	35-19	950:29	27.2	209-340	.615	0-1	.000	92-157	.586	97	161	258	7.4	101	3	59	98	47	33	510	14.6
11	HUNTER, Tyrese	32-32	1089:09	34.0	146-352	.415	73-182	.401	72-93	.774	27	96	123	3.8	50	0	114	72	6	47	437	13.7
3	ROGERS, Colby	35-35	1058:52	30.3	130-347	.375	79-212	.373	34-43	.791	16	52	68	1.9	84	4	49	52	11	31	373	10.7
2	JOURDAIN, Nicholas	35-35	913:04	26.1	81-162	.500	12-49	.245	46-65	.708	68	127	195	5.6	103	5	65	36	38	25	220	6.3
32	CISSE, Moussa	35-16	637:20	18.2	69-126	.548	0-0	.000	61-125	.488	94	134	228	6.5	89	5	16	36	55	24	199	5.7
7	CARTER, PJ	35-0	504:25	14.4	58-145	.400	46-117	.393	28-30	.933	13	40	53	1.5	31	0	12	19	0	11	190	5.4
5	HARRIS, Dante	16-1	188:27	11.8	15-33	.455	3-6	.500	5-8	.625	4	22	26	1.6	23	0	17	13	0	17	38	2.4
6	OKOJIE, Baraka	31-2	352:23	11.4	16-39	.410	6-14	.429	7-17	.412	10	28	38	1.2	51	1	37	21	3	13	45	1.5
0	YATES, Demarien	14-0	49:38	3.5	6-8	.750	1-2	.500	4-4	1.000	5	6	11	0.8	8	0	4	2	3	4	17	1.2
1	HARRIS, Jared	16-0	49:16	3.1	3-5	.600	1-2	.500	0-0	.000	2	3	5	0.3	4	0	1	6	0	2	7	0.4
Team											51	55	106				15					
Total		35	7075		981-2078	.472	260-692	.376	573-816	.702	427	886	1313	37.5	624	19	505	486	166	271	2795	79.9
Opponents		35	7075		888-2118	.419	281-868	.324	511-717	.713	423	782	1205	34.4	650	12	481	477	128	268	2568	73.4

Team Statistics

	MEM	OPP
Scoring	2795	2568
Points per game	79.9	73.4
Scoring margin	+6.5	-
Field goals-att	981-2078	888-2118
Field goal pct	.472	.419
3 point fg-att	260-692	281-868
3-point FG pct	.376	.324
3-pt FG made per game	7.4	8.0
Free throws-att	573-816	511-717
Free throw pct	.702	.713
F-Throws made per game	16.4	14.6
Rebounds	1313	1205
Rebounds per game	37.5	34.4
Rebounding margin	+3.1	-
Assists	505	481
Assists per game	14.4	13.7
Turnovers	486	477
Turnovers per game	13.9	13.6
Turnover margin	-0.3	-
Assist/turnover ratio	1.0	1.0
Steals	271	268
Steals per game	7.7	7.7
Blocks	166	128
Blocks per game	4.7	3.7
Winning streak	0	-
Home win streak	10	-
Attendance	178958	70169
Home games-Avg/Game	15-11931	13-5398
Neutral site-Avg/Game	-	7-5632

Team Results

Date	Opponent		Score	Att.
11/04/2024	Missouri	W	83-75	11709
11/09/2024	at UNLV	W	80-74	6510
11/15/2024	Ohio	W	94-70	11270
11/21/2024	at San Francisco	W	68-64	3739
11/25/2024	vs UConn	Wot	99-97	2400
11/26/2024	vs Michigan St.	W	71-63	2400
11/27/2024	vs Auburn	L	76-90	2400
12/04/2024	Louisiana Tech	W	81-71	10543
12/08/2024	Arkansas St.	L	72-85	10983
12/14/2024	at Clemson	Wot	87-82	8148
12/18/2024	at Virginia	W	64-62	12108
12/21/2024	Mississippi St.	L	66-79	14565
12/28/2024	Ole Miss	W	87-70	15643
01/02/2025	at Fla. Atlantic	W	90-62	3161
01/05/2025	North Texas	W	68-64	10903
01/11/2025	East Carolina	W	74-70	10862
01/16/2025	at Temple	L	81-88	5719
01/19/2025	at Charlotte	W	77-68	3855
01/23/2025	Wichita St.	W	61-53	10725
01/26/2025	UAB	W	100-77	12051
01/30/2025	at Tulane	W	68-56	3445
02/02/2025	at Rice	W	86-83	2278
02/05/2025	Tulsa	W	83-71	10237
02/09/2025	Temple	W	90-82	11007
02/13/2025	at South Fla.	W	80-65	5059
02/16/2025	at Wichita St.	Lot	79-84	6294
02/23/2025	Fla. Atlantic	W	84-65	12532
02/26/2025	Rice	W	84-72	11012
03/02/2025	at UAB	W	88-81	8424
03/04/2025	at UTSA	W	75-70	1429
03/07/2025	South Fla.	W	84-68	14916
03/14/2025	vs Wichita St.	W	83-80	4239
03/15/2025	vs Tulane	W	78-77	5840
03/16/2025	vs UAB	W	84-72	5119
03/21/2025	vs Colorado St.	L	70-78	17024



0

QUANTE BERRY
G | 6-4 | 185 | R-JR.
CLEVELAND, TENN.
WINSTON-SALEM CHRISTIAN (N.C.) / TEMPLE

2025-26 GAME-BY-GAME

Date	Opponent	GS	Min	FG/A	PCT.	3FG/A	PCT	FT/A	PCT	OFF	DEF	TOTAL	AVG	PF	AST	TO	BLK	STL	PTS	AVG
Nov. 8	San Francisco	-	25	6-8	.750	4-6	.667	1-2	.500	1	3	4	4.0	1	0	1	0	1	17	17.0
Nov. 11	at Ole Miss	-	14	2-4	.500	1-2	.500	0-0	.000	0	0	0	2.0	1	0	0	0	1	5	11.0
Nov. 16	UNLV	-	23	1-5	.200	0-3	.000	4-6	.667	1	4	5	3.0	3	3	1	0	0	6	9.3
Nov. 20	vs. Purdue	-	7	0-2	.000	0-2	.000	0-0	.000	1	1	2	2.8	0	0	1	0	1	0	7.0
Nov. 21	vs. Wake Forest	-	12	1-3	.333	0-2	.000	0-2	.000	0	0	0	2.2	1	1	0	1	0	2	6.0
Nov. 26	Southern Illinois	-	11	3-4	.750	2-2	1.000	0-0	.000	1	1	2	2.2	5	0	1	0	1	8	6.3
Dec. 3	New Orleans	-	19	7-8	.875	3-4	.750	0-0	.000	1	2	3	2.3	4	2	2	2	2	17	7.9
Dec. 6	Baylor	*	20	0-6	.000	0-3	.000	3-4	.750	0	2	2	2.3	1	1	1	0	3	3	7.3
Dec. 13	at Louisville	-	20	1-5	.200	0-3	.000	3-4	.750	1	0	1	2.1	3	2	0	0	1	5	7.0
Dec. 17	Vanderbilt																			
Dec. 20	at Miss. State																			
Dec. 22	Alabama State																			
Dec. 31	North Texas																			
Jan. 3	at Rice																			
Jan. 11	at Florida Atlantic																			
Jan. 14	Temple																			
Jan. 18	UTSA																			
Jan. 21	at Tulsa																			
Jan. 24	at Wichita state																			
Jan. 29	Florida Atlantic																			
Feb. 1	Tulane																			
Feb. 5	at UAB																			
Feb. 8	Charlotte																			
Feb. 12	at North Texas																			
Feb. 14	at Utah State																			
Feb. 19	at South Florida																			
Feb. 22	UAB																			
Feb. 26	Wichita State																			
March 1	at East Carolina																			
March 5	South Florida																			
March 8	at Tulane																			
March 11	AAC																			
March 12	AAC																			
March 13	AAC																			

SEASON/CAREER HIGHS

	SEASON			CAREER			AMERICAN CONFERENCE		
POINTS	17	2x, last vs. UNO (12/3/25)	24	at North Texas (1/22/25)	24	at North Texas (1/22/25)	24	at North Texas (1/22/25)	
FG	7	vs. UNO (12/3/25)	8	4x, last vs. East Carolina (2/1/25)	8	3x, last vs. East Carolina (2/1/25)	8	3x, last vs. East Carolina (2/1/25)	
FGA	8	2x, last vs. UNO (12/3/25)	15	at North Texas (1/22/25)	15	at North Texas (1/22/25)	15	at North Texas (1/22/25)	
3FG	4	vs. San Francisco (11/8/25)	4	vs. San Francisco (11/8/25)	3	at East Carolina (1/8/25)	3	at East Carolina (1/8/25)	
3FGA	6	vs. San Francisco (11/8/25)	6	vs. San Francisco (11/8/25)	5	at South Florida (2/6/25)	5	at South Florida (2/6/25)	
FT	4	vs. UNLV (11/16/25)	6	3x, last at North Texas (1/22/25)	6	at North Texas (1/22/25)	6	at North Texas (1/22/25)	
FTA	6	vs. UNLV (11/16/25)	9	vs. La Salle (11/29/23)	15	at North Texas (1/22/25)	15	at North Texas (1/22/25)	
REBS	5	vs. UNLV (11/16/25)	15	at La Salle (11/30/24)	7	vs. Tulane (1/19/25)	7	vs. Tulane (1/19/25)	
AST	3	vs. UNLV (11/16/25)	5	2x, last at Memphis (2/9/25)	5	2x, last at Memphis (2/9/25)	5	2x, last at Memphis (2/9/25)	
BLK	2	vs. UNO (12/3/25)	3	vs. Holy Family (12/10/24)	2	2x, last at UTSA (1/25/25)	2	2x, last at UTSA (1/25/25)	
STL	3	vs. Baylor (12/6/25)	4	2x, last at Memphis (2/9/25)	4	at Memphis (2/9/25)	4	at Memphis (2/9/25)	
MIN	25	vs. San Francisco (11/8/25)	45	vs. East Carolina (2/1/25)	45	vs. East Carolina (2/1/25)	45	vs. East Carolina (2/1/25)	

CAREER STATISTICS

				Field Goals		3-Point		F-Throws		Rebounds										Scoring	
SEASON	TEAM	GP-GS	MIN/AVG	FG-FGA	FG%	3FG-3FGA	3FG%	FT-FTA	FT%	OFF	DEF	TOT	AVG	PF-FO	A	TO	BLK	STL	PTS	AVG	
2023-24	Temple	30-1	306/10.2	24-74	.324	7-24	.292	24-33	.727	9	31	40	1.3	26-0	19	16	3	16	79	2.6	
2024-25	Temple	28-21	842/30.1	105-227	.463	25-74	.338	53-76	.697	27	94	121	4.3	76-1	59	61	17	35	288	10.3	
2025-26	Mem	9-1	152/16.9	21-45	.467	10-27	.370	11-18	.611	6	13	19	2.1	19-1	9	7	3	10	63	7.0	
TOTAL FOR Mem		9-1	152/16.9	21-45	.467	10-27	.370	11-18	.611	6	13	19	2.1	19-1	9	7	3	10	63	7.0	
TOTAL		67-23	1300/19.4	150-346	.434	42-125	.336	88-127	.693	42	138	180	2.7	121-2	87	84	23	61	430	6.4	



1

DUG MCDANIEL
G | 5-11 | 175 | SR.
WASHINGTON, D.C.
ST. PAUL VI CATHOLIC / MICHIGAN / KANSAS STATE

2025-26 GAME-BY-GAME

Date	Opponent	GS	Min	FG/A	PCT	3FG/A	PCT	FT/A	PCT	OFF	DEF	TOTAL	AVG	PF	AST	TO	BLK	STL	PTS	AVG
Nov. 8	San Francisco	*	37	4-13	.308	0-4	.000	3-4	.750	0	1	1	1.0	2	8	4	0	4	11	11.0
Nov. 11	at Ole Miss	*	35	5-14	.357	2-4	.500	3-4	.750	1	6	7	4.0	3	7	3	0	1	15	13.0
Nov. 16	UNLV	*	33	1-10	.100	0-2	.000	4-4	1.000	0	1	1	3.0	0	2	6	0	2	6	10.7
Nov. 20	vs. Purdue	*	30	7-15	.467	1-4	.250	3-3	1.000	0	6	6	3.8	2	6	1	0	1	18	12.5
Nov. 21	vs. Wake Forest	*	36	7-12	.583	5-8	.625	5-5	1.000	2	3	5	4.0	0	6	3	0	2	24	14.8
Nov. 26	Southern Illinois	*	33	6-14	.429	2-5	.400	1-1	1.000	0	1	1	3.5	3	5	2	0	1	15	14.8
Dec. 3	New Orleans	*	31	4-10	.400	0-3	.000	3-4	.750	0	2	2	3.3	2	10	2	0	3	11	14.3
Dec. 6	Baylor	*	38	4-12	.333	1-2	.500	2-2	1.000	1	1	2	3.1	2	7	4	0	1	11	13.9
Dec. 13	at Louisville	*	33	5-12	.417	0-0	.000	6-6	1.000	1	1	2	3.0	1	0	2	0	2	16	14.1
Dec. 17	Vanderbilt																			
Dec. 20	at Miss. State																			
Dec. 22	Alabama State																			
Dec. 31	North Texas																			
Jan. 3	at Rice																			
Jan. 11	at Florida Atlantic																			
Jan. 14	Temple																			
Jan. 18	UTSA																			
Jan. 21	at Tulsa																			
Jan. 24	at Wichita state																			
Jan. 29	Florida Atlantic																			
Feb. 1	Tulane																			
Feb. 5	at UAB																			
Feb. 8	Charlotte																			
Feb. 12	at North Texas																			
Feb. 14	at Utah State																			
Feb. 19	at South Florida																			
Feb. 22	UAB																			
Feb. 26	Wichita State																			
March 1	at East Carolina																			
March 5	South Florida																			
March 8	at Tulane																			
March 11	American Champ.																			
March 12	American Champ.																			
March 13	American Champ.																			

2024-25 (KANSAS STATE)

- Helped guide K-State to a 16-17 record, tying for ninth in the Big 12 (9-11).
- Played in 32 games (23 starts), averaging 11.4 points, 4.9 assists, 2.8 rebounds and 1.7 steals in 32.2 minutes.
- Led the Wildcats in assists (158), steals (54) and minutes (1,032); ranked third in scoring.
- Scored in double figures 21 times, including three 20-point games (season-high 24 vs. No. 13 Arizona).
- Posted two double-doubles, including 15 points and a career-high 11 assists vs. No. 16 Kansas.
- Ranked among Big 12 leaders in assists (5th), steals (9th) and minutes (13th).
- Started all 20 Big 12 games, averaging 12.1 points and 5.2 assists in league play.

2023-24 (MICHIGAN)

- Led the Wolverines to an 8-24 overall record, including a 3-17 mark in Big Ten play.
- Saw action in 26 of 32 games with 26 starts, averaging a team-best 35.4 minutes per game... Posted 22 games with 30-plus minutes, including a season-best 45 vs. Florida (12/19/23).
- Averaged a team-best 16.3 points on 41 percent (151-of-368) shooting from the field, including 36.8 percent (56-of-152) from 3-point range, to go with 4.7 assists, 3.7 rebounds and 1.1 steals in 35.4 minutes per game... Connected on 77.4 percent (65-of-84) from the free throw line.
- Led the team in scoring (16.3 ppg.), field goals attempted (368), 3-point field goals made (56) and attempted (152), free throw percentage (77.4), assists (121), steals (29) and minutes (35.4)... Was second in field goals made (151).
- Scored in double figures in 24 games, including six 20-point outings and a pair of 30-point performances... Tied his career-high of 33 points twice within a near 2-week period, first at Oregon (12/2/23) in overtime then against Florida (12/19/23) in double-overtime.
- Made a team- and career-best 56 3-pointers (on 152 attempts), connecting on 36.8 percent from the arc.
- Led the team with 121 assists, posting a career- and team-best 4.7 assists per game... Dished out 5 or more assists in 14 games, including a season-best 8 vs. UNC Asheville (11/7/23) and Stanford (11/23/23).
- Scored in double figures in 13 of 14 Big Ten games, including a season-high 19 points against Purdue (2/25/24) and Ohio State (3/3/24).

2022-23 (MICHIGAN)

- Led the Wolverines to an 18-16 overall record, including an 11-9 mark in Big Ten play, and a trip to the second round of the Postseason NIT.
- Played in all 34 games with 26 starts, averaging 30.7 minutes per game.
- Averaged 8.6 points on 38.4 percent (104-of-271) shooting from the field, including 35.5 percent (33-of-93) from 3-point range, to go with 3.6 assists, 3.1 rebounds and 1.1 steals in 30.7 minutes per game... Connected on 76.8 percent (53-of-69) from the free throw line.
- Led the team in assists (122)
- Scored in double figures 13 times, including a season-best 20 points in an overtime win over Wisconsin (2/26/23).

PERSONAL

- The third of four children.
- Picked up his first scholarship offer from Lamar University prior to his freshman year of high school.
- A year later, following a breakout performance at the Texas Association of Basketball Coaches showcase, Harris said he scored eight offers on the 5½-hour drive from Dallas back to Silsbee.
- He took visits to TCU, Texas A&M and LSU among others.

SEASON/CAREER HIGHS

	SEASON			CAREER			AMERICAN CONFERENCE		
POINTS	24	vs. Wake Forest (11/21/25)	33	2x, last vs. Florida (12/19/23)	-	-	-	-	-
FG	7	x2, last vs. Wake Forest (11/21/25)	12	at Oregon (12/2/23)	-	-	-	-	-
FGA	15	vs. #1 Purdue (11/20/25)	22	vs. Arizona (2/11/25)	-	-	-	-	-
3FG	5	vs. Wake Forest (11/21/25)	7	at Oregon (12/2/23)	-	-	-	-	-
3FGA	8	vs. Wake Forest (11/21/25)	12	at Oregon (12/2/23)	-	-	-	-	-
FT	6	at #11 Louisville (12/13/25)	12	vs. Florida (12/19/23)	-	-	-	-	-
FTA	6	at #11 Louisville (12/13/25)	13	vs. Florida (12/19/23)	-	-	-	-	-
REBS	7	at Ole Miss (11/11/25)	8	at Arizona St. (2/4/25)	-	-	-	-	-
AST	10	vs. UNO (12/3/25)	11	vs. Kansas (2/8/25)	-	-	-	-	-
BLK	-	-	1	2x, last at Penn St. (1/29/23)	-	-	-	-	-
STL	4	vs. San Francisco (11/8/25)	5	vs. Arizona (2/11/25)	-	-	-	-	-
MIN	39	vs. Baylor (12/6/25)	47	at Illinois (3/2/23)	-	-	-	-	-

CAREER STATISTICS

				Field Goals		3-Point		F-Throws		Rebounds									Scoring	
SEASON	TEAM	GP-GS	MIN/AVG	FG-FGA	FG%	3FG-3FGA	3FG%	FT-FTA	FT%	OFF	DEF	TOT	AVG	PF-FO	A	TO	BLK	STL	PTS	AVG
2022-23	Mich	34-26	1044/30.7	104-271	.384	33-93	.355	53-69	.768	9	95	104	3.1	42-1	122	56	1	38	294	8.6
2023-24	Mich	26-26	921/35.4	151-368	.410	56-152	.368	65-84	.774	19	78	97	3.7	48-0	121	63	1	29	423	16.3
2024-25	KState	32-23	1032/32.2	145-384	.378	34-132	.258	42-58	.724	11	78	89	2.8	41-0	158	85	0	54	366	11.4
2025-26	Mem	9-9	307/34.1	43-112	.384	11-32	.344	30-33	.909	5	22	27	3.0	15-0	51	27	0	17	127	14.1
TOTAL FOR Mem		9-9	307/34.1	43-112	.384	11-32	.344	30-33	.909	5	22	27	3.0	15-0	51	27	0	17	127	14.1
TOTAL		101-84	3304/32.7	443-1135	.390	134-409	.328	190-244	.779	44	273	317	3.1	146-1	452	231	2	138	1210	12.0



2

ZACH DAVIS
G | 6-7 | 200 | SR
ORANGEBURG, S.C.
DENMARK-OLAR HS / SOUTH CAROLINA

2025-26 GAME-BY-GAME

Date	Opponent	GS	Min	FG/A	PCT	3FG/A	PCT	FT/A	PCT	OFF	DEF	TOTAL	AVG	PF	AST	TO	BLK	STL	PTS	AVG
Nov. 8	San Francisco	-	22	0-5	.000	0-1	.000	4-5	.800	1	2	3	3.0	1	2	3	1	4	4	4.0
Nov. 11	at Ole Miss	-	14	1-2	.500	0-1	.000	0-0	.000	0	2	2	2.5	4	1	1	0	0	2	3.0
Nov. 16	UNLV	-	18	2-5	.400	1-3	.333	1-1	1.000	0	2	2	2.3	5	2	2	0	0	6	4.0
Nov. 20	vs. Purdue	*	28	2-5	.400	1-4	.250	6-8	.750	1	1	2	2.3	1	3	0	1	0	11	5.8
Nov. 21	vs. Wake Forest	*	24	4-11	.364	2-7	.286	2-4	.500	3	2	5	2.8	3	1	3	0	0	12	7.0
Nov. 26	Southern Illinois	*	19	2-5	.400	1-3	.333	0-0	.000	0	6	6	3.3	1	2	4	0	1	5	6.7
Dec. 3	New Orleans	-	23	3-9	.333	2-5	.400	2-2	1.000	3	6	9	4.1	1	2	1	0	0	10	7.1
Dec. 6	Baylor	*	33	7-14	.500	1-3	.333	8-10	.800	4	9	13	5.3	1	1	2	0	2	23	9.1
Dec. 13	at Louisville	*	21	3-7	.429	1-2	.500	0-0	.000	2	1	3	5.0	0	0	2	0	1	7	8.9
Dec. 17	Vanderbilt																			
Dec. 20	at Miss. State																			
Dec. 22	Alabama State																			
Dec. 31	North Texas																			
Jan. 3	at Rice																			
Jan. 11	at Florida Atlantic																			
Jan. 14	Temple																			
Jan. 18	UTSA																			
Jan. 21	at Tulsa																			
Jan. 24	at Wichita State																			
Jan. 29	Florida Atlantic																			
Feb. 1	Tulane																			
Feb. 5	at UAB																			
Feb. 8	Charlotte																			
Feb. 12	at North Texas																			
Feb. 14	at Utah State																			
Feb. 19	at South Florida																			
Feb. 22	UAB																			
Feb. 26	Wichita State																			
March 1	at East Carolina																			
March 5	South Florida																			
March 8	at Tulane																			
March 11	American Champ.																			
March 12	American Champ.																			
March 13	American Champ.																			

2024-25 (SOUTH CAROLINA)

- Played in 32 games with 19 starts while being tasked with defending the opposing team's top perimeter threat
- Averaged 8.2 points, 4.6 rebounds, 1.8 assists and 1.1 steals in 26.4 minutes per game
- Finished the season as the Gamecocks' 4th-leading scorer and 3rd-leading rebounder, while also tying for second on the team with 35 steals
- Tied his career high with 22 points twice — once in a narrow one-point loss to eventual national champion Florida on Jan. 22 (9-of-18 FG) and again on Jan. 4 against Mississippi State
- Scored in double figures a career-best 11 times, including six against SEC opponents
- Grabbed 5+ rebounds in 17 games, including a career-high 10 rebounds on two occasions against Ole Miss (Feb. 12) and Arkansas (March 1)
- Swiped 2+ steals in 10 contests with a career high four against Mississippi State (Jan. 25)

2023-24 (SOUTH CAROLINA)

- Became a key contributor and the team's best defender in his second season, playing 33 games while starting the final 17 contests
- Averaged 5.9 points, 3.6 rebounds, 1.3 assists and 0.7 steals in 23.0 minutes per game
- Scored in double figures six times, five of which came in SEC play - the team was 8-1 when he scored nine or more points
- Shot 43.2 percent (70-of-162) from the floor, the 3rd-best percentage on the team of the seven players who played 20.0 minutes or more per game
- Put together impressive back-to-back performances on the road in wins at Ole Miss (Feb. 24) and at Texas A&M (Feb. 28); had 14 points and a career-high nine rebounds against the Rebels and logged a career-high 16 points on 8-of-14 shooting against the Aggies
- Scored 13 points in an overtime road win at Mississippi State (March 9) in the regular season finale
- Finished with 10 points, eight rebounds and four assists in the SEC Tournament Quarterfinals against No. 12/12 Auburn (March 15)

2022-23 (SOUTH CAROLINA)

- Appeared in 30 games making a pair of starts, averaging 2.2 points, 2.2 rebounds and 0.7 assists per game while shooting 38.2 percent (26-of-68) from the floor
- Made his collegiate debut in a season-opening win against South Carolina State (Nov. 8) where he scored four points and pulled down three rebounds in 19 minutes of action
- Started for the first time in a 68-53 win against USC Upstate (Nov. 25) and finished the game with seven points, four rebounds and an assist
- Started for the first time in SEC play versus Texas A&M (Jan. 14) and had a season-high 13 points in 22 minutes, his only game in double figures on the season
- Had six points, five rebounds (season high) and three steals (season high) in 26 minutes (season high) during a 78-76 overtime loss versus No. 2/2 Alabama (Feb. 22)

HIGH SCHOOL

- Rated a 3-star prospect and the 4th-best player in the state of South Carolina via 247Sports and On3
- As a senior, led Denmark-Olar to an 18-7 record after averaging 24.2 points, 9.3 rebounds, 8.2 assists, 3.1 steals and 2.6 blocks per game
- Named 2022 1A Boys South Carolina Basketball Coaches Association Player of the Year
- 2-time All-State selection and 3-time All-Region pick

SEASON/CAREER HIGHS

	SEASON			CAREER			AMERICAN CONFERENCE		
POINTS	23	vs. Baylor (12/6/25)	23	vs. Baylor (12/6/25)	-	-	-	-	-
FG	7	vs. Baylor (12/6/25)	9	vs. Florida (1/22/25)	-	-	-	-	-
FGA	14	vs. Baylor (12/6/25)	18	vs. Florida (1/22/25)	-	-	-	-	-
3FG	2	2x, last vs. UNO (12/3/25)	3	2x, last vs. Texas A&M (2/1/25)	-	-	-	-	-
3FGA	7	vs. Wake Forest (11/21/25)	10	vs. Florida (1/22/25)	-	-	-	-	-
FT	8	vs. Baylor (12/6/25)	9	at. Miss. State (1/4/25)	-	-	-	-	-
FTA	10	vs. Baylor (12/6/25)	10	2x, last vs. Baylor (12/6/25)	-	-	-	-	-
REBS	13	vs. Baylor (12/6/25)	13	vs. Baylor (12/6/25)	-	-	-	-	-
AST	3	vs. #1 Purdue (11/20/25)	5	vs. Arkansas (3/1/25)	-	-	-	-	-
BLK	1	2x, last vs. #1 Purdue (11/20/25)	2	vs. Tennessee (1/7/25)	-	-	-	-	-
STL	4	vs. San Francisco (11/8/25)	4	2x, last vs. San Fran. (11/8/25)	-	-	-	-	-
MINS	33	vs. Baylor (12/6/25)	38	vs. Miss. State (1/25/25)	-	-	-	-	-

CAREER STATISTICS

				Field Goals		3-Point		F-Throws		Rebounds										Scoring	
SEASON	TEAM	GP-GS	MIN/AVG	FG-FGA	FG%	3FG-3FGA	3FG%	FT-FTA	FT%	OFF	DEF	TOT	AVG	PF-FO	A	TO	BLK	STL	PTS	AVG	
2022-23	SC	30-2	418/13.9	26-68	.382	6-35	.171	8-12	.667	16	51	67	2.2	33-0	22	18	5	21	66	2.2	
2023-24	SC	33-17	757/23.0	70-162	.432	18-72	.250	36-54	.667	32	86	118	3.6	60-0	43	32	7	22	194	5.9	
2024-25	SC	32-19	846/26.4	87-228	.382	28-101	.277	61-83	.735	33	113	146	4.6	61-1	56	63	2	35	263	8.2	
2025-26	Mem	9-5	203/22.5	24-63	.381	9-29	.310	23-30	.767	14	31	45	5.0	17-1	14	18	2	8	80	8.9	
TOTAL FOR Mem		9-5	203/22.5	24-63	.381	9-29	.310	23-30	.767	14	31	45	5.0	17-1	14	18	2	8	80	8.9	
TOTAL		104-43	2224/21.4	207-521	.397	61-237	.257	128-179	.715	95	281	376	3.6	171-2	135	131	16	86	603	5.8	



3

ASHTON HARDAWAY
F | 6-8 | 210 | JR.
CARSON, CALIF.
SIERRA CANYON SCHOOL / SAINT MARY'S

2025-26 GAME-BY-GAME

Date	Opponent	GS	Min	FG/A	PCT	3FG/A	PCT	FT/A	PCT	OFF	DEF	TOTAL	AVG	PF	AST	TO	BLK	STL	PTS	AVG
Nov. 8	San Francisco	-	19	2-5	.400	2-5	.400	0-1	.000	0	1	1	1.0	0	1	0	0	0	6	6.0
Nov. 11	at Ole Miss	-	24	7-11	.636	1-4	.250	1-1	1.000	1	2	3	2.0	3	4	1	0	1	16	11.0
Nov. 16	UNLV	*	19	2-5	.400	1-1	1.000	2-2	1.000	0	1	1	1.7	1	1	1	1	2	7	9.7
Nov. 20	vs. Purdue	*	25	3-6	.500	1-3	.333	0-0	.000	0	2	2	1.8	1	0	5	1	0	7	9.0
Nov. 21	vs. Wake Forest	*	28	3-10	.300	2-6	.333	0-0	.000	2	1	3	2.0	2	1	5	0	0	8	8.8
Nov. 26	Southern Illinois	*	18	0-3	.000	0-2	.000	0-0	.000	0	4	4	2.3	1	3	1	2	0	0	7.3
Dec. 3	New Orleans	-	-	-	-	-	-	-	-	-	-	-	-	-	-	-	-	-	-	-
Dec. 6	Baylor	-	15	3-6	.500	0-2	.000	0-0	.000	1	1	2	2.3	1	0	2	1	1	6	7.1
Dec. 13	at Louisville	-	20	0-4	.000	0-1	.000	3-4	.750	0	4	4	2.5	2	3	1	0	1	0	6.3
Dec. 17	Vanderbilt																			
Dec. 20	at Miss. State																			
Dec. 22	Alabama State																			
Dec. 31	North Texas																			
Jan. 3	at Rice																			
Jan. 11	at Florida Atlantic																			
Jan. 14	Temple																			
Jan. 18	UTSA																			
Jan. 21	at Tulsa																			
Jan. 24	at Wichita State																			
Jan. 29	Florida Atlantic																			
Feb. 1	Tulane																			
Feb. 5	at UAB																			
Feb. 8	Charlotte																			
Feb. 12	at North Texas																			
Feb. 14	at Utah State																			
Feb. 19	at South Florida																			
Feb. 22	UAB																			
Feb. 26	Wichita State																			
March 1	at East Carolina																			
March 5	South Florida																			
March 8	at Tulane																			
March 11	American Champ.																			
March 12	American Champ.																			
March 13	American Champ.																			

SEASON/CAREER HIGHS

	SEASON			CAREER			AMERICAN CONFERENCE		
POINTS	16	at Ole Miss (11/11/25)		17	vs. Michigan (11/22/23)		7	vs. South Florida (1/18/24)	
FG	7	at Ole Miss (11/11/25)		7	at Ole Miss (11/11/25)		2	2x, last at UAB (1/28/24)	
FGA	11	at Ole Miss (11/11/25)		11	at Ole Miss (11/11/25)		6	vs. South Florida (1/18/24)	
3FG	2	2x, last vs. Wake Forest (11/21/25)		5	vs. Michigan (11/22/23)		2	vs. South Florida (1/18/24)	
3FGA	6	vs. Wake Forest (11/21/25)		7	vs. Michigan (11/22/23)		3	vs. South Florida (1/18/24)	
FT	2	vs. UNLV (11/16/25)		4	2x, last at Washington St. (1/25/25)		2	at UAB (1/28/24)	
FTA	2	vs. UNLV (11/16/25)		4	2x, last at Washington St. (1/25/25)		3	at UAB (1/28/24)	
REBS	4	2x, last at Louisville (12/13/25)		7	vs. Stanislaus St. (11/20/24)		1	9x, last at East Carolina (2/29/24)	
AST	4	at Ole Miss (11/11/25)		4	at Ole Miss (11/11/25)		3	at Wichita State (1/13/24)	
BLK	2	vs. SIU (11/26/25)		3	vs. Washington St. (2/15/25)		1	at East Carolina (2/29/24)	
STL	2	vs. UNLV (11/16/25)		2	3x, last vs. UNLV (11/16/25)		1	4x, last vs. Wichita State (3/14/24)	
MINS	28	vs. Wake Forest (11/21/25)		28	vs. Wake Forest (11/21/25)		14	vs. South Florida (1/18/24)	

CAREER STATISTICS

				Field Goals		3-Point		F-Throws		Rebounds										Scoring	
SEASON	TEAM	GP-GS	MIN/AVG	FG-FGA	FG%	3FG-3FGA	3FG%	FT-FTA	FT%	OFF	DEF	TOT	AVG	PF-FO	A	TO	BLK	STL		PTS	AVG
2023-24	Mem	30-3	246/8.2	24-70	.343	17-51	.333	3-5	.600	4	19	23	0.8	30-0	11	12	6	7		68	2.3
2024-25	SMC	33-0	315/9.6	23-65	.354	13-42	.310	11-12	.917	11	30	41	1.2	30-0	14	9	8	9		70	2.1
2025-26	Mem	8-4	168/21.0	20-50	.400	7-24	.292	3-4	.750	4	16	20	2.5	12-0	13	16	5	5		50	6.3
TOTAL FOR Mem		38-7	414/10.9	44-120	.367	24-75	.320	6-9	.667	8	35	43	1.1	42-0	24	28	11	12		118	3.1
TOTAL		71-7	730/10.3	67-185	.362	37-117	.316	17-21	.810	19	65	84	1.2	72-0	38	37	19	21		188	2.6



4

AROP AROP
F | 6-11 | 180 | JR.
DALLAS, TEXAS
THE HOTCHKISS SCHOOL / COLUMBIA

2024-25 (COLUMBIA)

- Appeared in six games off the bench.
- Scored seven points and pulled in seven rebounds in 23 minutes on Dec. 7 vs. United States Merchant Marine Academy.

2023-24 (COLUMBIA)

- Appeared in 10 games off the bench.
- Made his collegiate debut on Nov. 6 at Providence.
- Recorded his first points and assist on Nov. 12 vs. Bard.
- Scored a career-high 13 points and pulled in five rebounds on Jan. 4 vs. Mount Saint Vincent.

HIGH SCHOOL/PERSONAL

- A June 2023 graduate of The Hotchkiss School in Lakeville, Connecticut.
- Played a post-graduate year at The Hotchkiss School for head coach Joseph Busacca.
- Averaged 10 points and six rebounds his post-graduate year.
- Won the Founders League high jump event for the track & field team.
- A June 2022 graduate of Chisholm Trail High School in Fort Worth, Texas.
- Played four years at Chisholm Trail High School and scored over 1,200 points.
- Set a school record with six slam dunks in a game.
- Was a First Team All-District selection and Academic All-State selection his senior year.
- Was a Second Team All-District selection and Academic All-District selection his junior year.
- Tied the school's single game scoring record his junior year with 32 points against North Mesquite.
- Averaged 15 points and six rebounds his junior year.
- Was a Second Team All-District selection and Academic All-District selection his sophomore year.
- Averaged 14.2 points his sophomore year.

2025-26 GAME-BY-GAME

Date	Opponent	GS	Min	FG/A	PCT.	3FG/A	PCT	FT/A	PCT	OFF	DEF	TOTAL	AVG	PF	AST	TO	BLK	STL	PTS	AVG
Nov. 8	San Francisco	-	-	-	-	-	-	-	-	-	-	-	-	-	-	-	-	-	-	-
Nov. 11	at Ole Miss	-	-	-	-	-	-	-	-	-	-	-	-	-	-	-	-	-	-	-
Nov. 16	UNLV	-	1	0-0	.000	0-0	.000	0-0	.000	0	0	0	0.0	0	0	0	0	0	0	0.0
Nov. 20	vs. Purdue	-	-	-	-	-	-	-	-	-	-	-	-	-	-	-	-	-	-	-
Nov. 21	vs. Wake Forest	-	-	-	-	-	-	-	-	-	-	-	-	-	-	-	-	-	-	-
Nov. 26	Southern Illinois	-	1	0-0	.000	0-0	.000	0-0	.000	0	1	1	0.5	0	0	0	0	0	0	0.0
Dec. 3	New Orleans	-	7	1-3	.333	0-1	.000	0-0	.000	3	2	5	1.7	3	0	1	1	0	2	0.7
Dec. 6	Baylor	-	-	-	-	-	-	-	-	-	-	-	-	-	-	-	-	-	-	-
Dec. 13	at Louisville	-	-	-	-	-	-	-	-	-	-	-	-	-	-	-	-	-	-	-
Dec. 17	Vanderbilt																			
Dec. 20	at Miss. State																			
Dec. 22	Alabama State																			
Dec. 31	North Texas																			
Jan. 3	at Rice																			
Jan. 11	at Florida Atlantic																			
Jan. 14	Temple																			
Jan. 18	UTSA																			
Jan. 21	at Tulsa																			
Jan. 24	at Wichita State																			
Jan. 29	Florida Atlantic																			
Feb. 1	Tulane																			
Feb. 5	at UAB																			
Feb. 8	Charlotte																			
Feb. 12	at North Texas																			
Feb. 14	at Utah State																			
Feb. 19	at South Florida																			
Feb. 22	UAB																			
Feb. 26	Wichita State																			
March 1	at East Carolina																			
March 5	South Florida																			
March 8	at Tulane																			
March 11	American Champ.																			
March 12	American Champ.																			
March 13	American Champ.																			

SEASON/CAREER HIGHS

	SEASON		CAREER		AMERICAN CONFERENCE	
POINTS	2	vs. UNO (12/3/25)	13	vs. UMSV (1/04/24)	-	-
FG	1	vs. UNO (12/3/25)	5	vs. Suny Delhi (11/15/23)	-	-
FGA	3	vs. UNO (12/3/25)	7	vs. Sunny Delhi (11/15/23)	-	-
3FG	-	-	1	3x, last at FDU (12/11/23)	-	-
3FGA	1	vs. UNO (12/3/25)	2	3x, last at FDU (12/11/23)	-	-
FT	-	-	5	vs. UMSV (1/04/24)	-	-
FTA	-	-	7	vs. UMSV (01/04/24)	-	-
REBS	4	vs. UNO (12/3/25)	7	vs. Merchant Marine (12/07/24)	-	-
AST	-	-	2	vs. UMSV (1/04/24)	-	-
BLK	1	vs. UNO (12/3/25)	1	vs. Sunny Delhi (11/15/23)	-	-
STL	-	-	1	vs. Sunny Delhi (11/15/23)	-	-
MINS	7	vs. UNO (12/3/25)	14	vs. Sunny Delhi (11/15/23)	-	-

CAREER STATISTICS

				Field Goals		3-Point		F-Throws		Rebounds											Scoring	
SEASON	TEAM	GP-GS	MIN/AVG	FG-FGA	FG%	3FG-3FGA	3FG%	FT-FTA	FT%	OFF	DEF	TOT	AVG	PF-FO	A	TO	BLK	STL			PTS	AVG
2023-24	CU	10-0	66/6.6	15-26	.577	2-6	.333	8-12	.667	3	10	13	1.3	8-0	4	4	1	1			40	4.0
2024-25	CU	6-0	39/6.5	5-12	.417	1-3	.333	1-3	.333	3	6	9	1.5	2-0	2	5	0	0			12	2.0
2025-26	Mem	3-0	9/3.1	1-3	.333	0-1	.000	0-0	.000	3	2	5	1.7	3-0	0	1	1	0			2	0.7
TOTAL FOR Mem		3-0	9/3.1	1-3	.333	0-1	.000	0-0	.000	3	2	5	1.7	3-0	0	1	1	0			2	0.7
TOTAL		19-0	114/6.0	21-41	.512	3-10	.300	9-15	.600	9	18	27	1.4	13-0	6	10	2	1			54	2.8



5

CURTIS GIVENS III
G | 6-3 | 185 | SO.
MEMPHIS, TENN.
MONTVERDE ACADEMY / LSU

2025-26 GAME-BY-GAME

Date	Opponent	GS	Min	FG/A	PCT	3FG/A	PCT	FT/A	PCT	OFF	DEF	TOTAL	AVG	PF	AST	TO	BLK	STL	PTS	AVG
Nov. 8	San Francisco	*	14	1-5	.200	0-2	.000	0-0	.000	0	2	2	2.0	1	1	2	0	2	2	2.0
Nov. 11	at Ole Miss	*	31	7-14	.500	3-7	.429	3-4	.750	0	2	2	2.0	0	2	0	0	2	20	11.0
Nov. 16	UNLV	*	29	4-9	.444	1-4	.250	1-2	.500	0	0	0	1.3	2	3	2	1	3	10	10.7
Nov. 20	vs. Purdue	-	12	0-2	.000	0-1	.000	0-0	.000	0	0	0	1.0	0	0	0	0	0	0	8.0
Nov. 21	vs. Wake Forest	-	18	2-4	.500	1-2	.500	0-0	.000	0	0	0	0.8	0	2	0	0	0	5	7.4
Nov. 26	Southern Illinois	-	-	-	-	-	-	-	-	-	-	-	-	-	-	-	-	-	-	-
Dec. 3	New Orleans	-	-	-	-	-	-	-	-	-	-	-	-	-	-	-	-	-	-	-
Dec. 6	Baylor	-	-	-	-	-	-	-	-	-	-	-	-	-	-	-	-	-	-	-
Dec. 13	at Louisville	-	-	-	-	-	-	-	-	-	-	-	-	-	-	-	-	-	-	-
Dec. 17	Vanderbilt																			
Dec. 20	at Miss. State																			
Dec. 22	Alabama State																			
Dec. 31	North Texas																			
Jan. 3	at Rice																			
Jan. 11	at Florida Atlantic																			
Jan. 14	Temple																			
Jan. 18	UTSA																			
Jan. 21	at Tulsa																			
Jan. 24	at Wichita State																			
Jan. 29	Florida Atlantic																			
Feb. 1	Tulane																			
Feb. 5	at UAB																			
Feb. 8	Charlotte																			
Feb. 12	at North Texas																			
Feb. 14	at Utah State																			
Feb. 19	at South Florida																			
Feb. 22	UAB																			
Feb. 26	Wichita State																			
March 1	at East Carolina																			
March 5	South Florida																			
March 8	at Tulane																			
March 11	American Champ.																			
March 12	American Champ.																			
March 13	American Champ.																			

SEASON/CAREER HIGHS

	SEASON			CAREER			AMERICAN CONFERENCE		
POINTS	20	at Ole Miss (11/11/25)		20	at Ole Miss (11/11/25)		-	-	
FG	7	at Ole Miss (11/11/25)		7	at Ole Miss (11/11/25)		-	-	
FGA	14	at Ole Miss (11/11/25)		14	at Ole Miss (11/11/25)		-	-	
3FG	3	at Ole Miss (11/11/25)		4	vs. ULM (11/6/24)		-	-	
3FGA	7	at Ole Miss (11/11/25)		9	3x, last vs. Florida (2/22/25)		-	-	
FT	3	at Ole Miss (11/11/25)		4	vs. Vanderbilt (1/4/25)		-	-	
FTA	4	at Ole Miss (11/11/25)		7	vs. Miss. State (3/12/25)		-	-	
REBS	2	2x, last at Ole Miss (11/11/25)		6	vs. ULM (11/6/24)		-	-	
AST	3	vs. UNLV (11/16/25)		6	vs. Stetson (12/17/24)		-	-	
BLK	1	vs. UNLV (11/16/25)		1	vs. UNLV (11/16/25)		-	-	
STL	3	vs. UNLV (11/16/25)		3	2x, last vs. UNLV (11/16/25)		-	-	
MINS	31	at Ole Miss (11/11/25)		31	2x, last at Ole Miss (11/11/25)		-	-	

CAREER STATISTICS

				Field Goals		3-Point		F-Throws		Rebounds				Scoring						
SEASON	TEAM	GP-GS	MIN/AVG	FG-FGA	FG%	3FG-3FGA	3FG%	FT-FTA	FT%	OFF	DEF	TOT	AVG	PF-FO	A	TO	BLK	STL	PTS	AVG
2024-25	LS	32-12	582/18.2	49-182	.269	29-118	.246	26-44	.591	9	46	55	1.7	41-0	51	36	0	16	153	4.8
2025-26	Mem	5-3	103/20.6	14-34	.412	5-16	.313	4-6	.667	0	4	4	0.8	3-0	8	4	1	7	37	7.4
TOTAL FOR Mem		5-3	103/20.6	14-34	.412	5-16	.313	4-6	.667	0	4	4	0.8	3-0	8	4	1	7	37	7.4
TOTAL		37-15	685/18.5	63-216	.292	34-134	.254	30-50	.600	9	50	59	1.6	44-0	59	40	1	23	190	5.1



8

MASON MATTHEWS
F | 6-8 | 190 | SR.
MAUMELLE, ARK.
LANE COLLEGE

2025-26 GAME-BY-GAME

Date	Opponent	GS	Min	FG/A	PCT	3FG/A	PCT	FT/A	PCT	OFF	DEF	TOTAL	AVG	PF	AST	TO	BLK	STL	PTS	AVG
Nov. 8	San Francisco	-	-	-	-	-	-	-	-	-	-	-	-	-	-	-	-	-	-	-
Nov. 11	at Ole Miss	-	-	-	-	-	-	-	-	-	-	-	-	-	-	-	-	-	-	-
Nov. 16	UNLV	-	-	-	-	-	-	-	-	-	-	-	-	-	-	-	-	-	-	-
Nov. 20	vs. Purdue	-	-	-	-	-	-	-	-	-	-	-	-	-	-	-	-	-	-	-
Nov. 21	vs. Wake Forest	-	-	-	-	-	-	-	-	-	-	-	-	-	-	-	-	-	-	-
Nov. 26	Southern Illinois	-	1	0-0	.000	0-0	.000	0-0	.000	0	0	0	0.0	1	0	0	0	0	0	0.0
Dec. 3	New Orleans	-	5	0-0	.000	0-0	.000	0-0	.000	0	0	0	0.0	0	1	0	0	0	0	0.0
Dec. 6	Baylor	-	-	-	-	-	-	-	-	-	-	-	-	-	-	-	-	-	-	-
Dec. 13	at Louisville	-	-	-	-	-	-	-	-	-	-	-	-	-	-	-	-	-	-	-
Dec. 17	Vanderbilt																			
Dec. 20	at Miss. State																			
Dec. 22	Alabama State																			
Dec. 31	North Texas																			
Jan. 3	at Rice																			
Jan. 11	at Florida Atlantic																			
Jan. 14	Temple																			
Jan. 18	UTSA																			
Jan. 21	at Tulsa																			
Jan. 24	at Wichita State																			
Jan. 29	Florida Atlantic																			
Feb. 1	Tulane																			
Feb. 5	at UAB																			
Feb. 8	Charlotte																			
Feb. 12	at North Texas																			
Feb. 14	at Utah State																			
Feb. 19	at South Florida																			
Feb. 22	UAB																			
Feb. 26	Wichita State																			
March 1	at East Carolina																			
March 5	South Florida																			
March 8	at Tulane																			
March 11	American Champ.																			
March 12	American Champ.																			
March 13	American Champ.																			

SEASON/CAREER HIGHS

	SEASON		CAREER		AMERICAN CONFERENCE	
POINTS	-	-	24	vs. LeMoyne-Owen (1/18/25)	-	-
FG	-	-	9	3x, last LeMoyne-Owen (1/18/25)	-	-
FGA	-	-	17	vs. Benedict (11/30/24)	-	-
3FG	-	-	6	vs. LeMoyne-Owen (1/18/25)	-	-
3FGA	-	-	11	vs. Benedict (11/30/24)	-	-
FT	-	-	4	2x, last at Miles (2/1/25)	-	-
FTA	-	-	4	2x, last at Miles (2/1/25)	-	-
REBS	-	-	9	vs. Central St. (2/26/25)	-	-
AST	1	vs. UNO (12/3/25)	5	2x, vs. Kentucky St. (2/24/25)	-	-
BLK	-	-	2	3x, last vs. Spring Hill (1/25/25)	-	-
STL	-	-	3	vs. Kentucky St. (2/24/25)	-	-
MINS	5	vs. UNO (12/3/25)	42	at Albany St. (1/2/25)	-	-

CAREER STATISTICS

				Field Goals		3-Point		F-Throws		Rebounds									Scoring	
SEASON	TEAM	GP-GS	MIN/AVG	FG-FGA	FG%	3FG-3FGA	3FG%	FT-FTA	FT%	OFF	DEF	TOT	AVG	PF-FO	A	TO	BLK	STL	PTS	AVG
2023-24	Clark	2-1	14/6.8	0-2	.000	0-1	.000	0-0	.000	0	1	1	0.5	1-0	0	0	0	0	0	0.0
2024-25	Lane	20-13	520/26.0	83-167	.497	43-101	.426	13-16	.813	22	75	97	4.9	53-0	36	15	10	13	222	11.1
2025-26	Mem	2-0	7/3.5	0-0	.000	0-0	.000	0-0	.000	0	0	0	0.0	1-0	1	0	0	0	0	0.0
TOTAL FOR Mem		2-0	7/3.5	0-0	.000	0-0	.000	0-0	.000	0	0	0	0.0	1-0	1	0	0	0	0	0.0
TOTAL		24-14	540/22.5	83-169	.491	43-102	.422	13-16	.813	22	76	98	4.1	55-0	37	15	10	13	222	9.3



10

SIMON MAJOK
C | 7-1 | 210 | FR.
AKAK, SOUTH SUDAN
KK REAL BEOGRAD

2025-26 GAME-BY-GAME

Date	Opponent	GS	Min	FG/A	PCT.	3FG/A	PCT	FT/A	PCT	OFF	DEF	TOTAL	AVG	PF	AST	TO	BLK	STL	PTS	AVG
Nov. 8	San Francisco	-	9	1-1	1.000	1-1	1.000	2-4	.500	1	1	2	2.0	2	0	1	1	0	5	5.0
Nov. 11	at Ole Miss	-	10	1-1	1.000	0-0	.000	1-1	1.000	1	0	1	1.5	1	1	0	0	0	3	4.0
Nov. 16	UNLV	-	12	3-4	.750	0-0	.000	3-3	1.000	3	4	7	3.3	3	0	2	1	0	9	5.7
Nov. 20	vs. Purdue	*	28	2-5	.400	0-1	.000	1-3	.333	4	3	7	4.3	1	0	1	0	0	5	5.5
Nov. 21	vs. Wake Forest	*	22	0-0	.000	0-0	.000	0-0	.000	0	5	5	4.4	2	0	3	1	0	0	4.4
Nov. 26	Southern Illinois	*	14	0-0	.000	0-0	.000	0-0	.000	0	1	1	3.8	2	1	1	1	1	0	3.7
Dec. 3	New Orleans	*	26	4-7	.571	1-1	1.000	4-5	.800	2	4	6	4.1	3	0	0	0	2	13	5.0
Dec. 6	Baylor	*	24	2-6	.333	0-1	.000	0-0	.000	2	4	6	4.4	3	0	0	3	0	4	4.9
Dec. 13	at Louisville	*	19	0-2	.000	0-1	.000	0-0	.000	2	2	4	4.3	3	0	1	1	0	0	4.3
Dec. 17	Vanderbilt																			
Dec. 20	at Miss. State																			
Dec. 22	Alabama State																			
Dec. 31	North Texas																			
Jan. 3	at Rice																			
Jan. 11	at Florida Atlantic																			
Jan. 14	Temple																			
Jan. 18	UTSA																			
Jan. 21	at Tulsa																			
Jan. 24	at Wichita State																			
Jan. 29	Florida Atlantic																			
Feb. 1	Tulane																			
Feb. 5	at UAB																			
Feb. 8	Charlotte																			
Feb. 12	at North Texas																			
Feb. 14	at Utah State																			
Feb. 19	at South Florida																			
Feb. 22	UAB																			
Feb. 26	Wichita State																			
March 1	at East Carolina																			
March 5	South Florida																			
March 8	at Tulane																			
March 11	American Champ.																			
March 12	American Champ.																			
March 13	American Champ.																			

SEASON/CAREER HIGHS

	SEASON			CAREER			AMERICAN CONFERENCE		
POINTS	13	vs. UNO (12/3/25)		13	vs. UNO (12/3/25)		-		-
FG	4	vs. UNO (12/3/25)		4	vs. UNO (12/3/25)		-		-
FGA	7	vs. UNO (12/3/25)		7	vs. UNO (12/3/25)		-		-
3FG	1	2x, last vs. UNO (12/3/25)		1	2x, last vs. UNO (12/3/25)		-		-
3FGA	1	5x, last at Louisville (12/13/25)		1	5x, last at Louisville (12/13/25)		-		-
FT	3	vs. UNLV (11/16/25)		3	vs. UNLV (11/16/25)		-		-
FTA	5	vs. UNO (12/3/25)		5	vs. UNO (12/3/25)		-		-
REBS	7	2x, last vs. #1 Purdue (11/20/25)		7	2x, last vs. #1 Purdue (11/20/25)		-		-
AST	1	2x, last vs. SIU (11/26/25)		1	2x, last vs. SIU (11/26/25)		-		-
BLK	3	vs. Baylor (12/6/25)		3	vs. Baylor (12/6/25)		-		-
STL	2	vs. UNO (12/3/25)		2	vs. UNO (12/3/25)		-		-
MIN	28	vs. #1 Purdue (11/20/25)		28	vs. #1 Purdue (11/20/25)		-		-

CAREER STATISTICS

				Field Goals		3-Point		F-Throws		Rebounds										Scoring	
SEASON	TEAM	GP-GS	MIN/AVG	FG-FGA	FG%	3FG-3FGA	3FG%	FT-FTA	FT%	OFF	DEF	TOT	AVG	PF-FO	A	TO	BLK	STL	PTS	AVG	
2025-26	Mem	9-6	163/18.1	13-26	.500	2-5	.400	11-16	.688	15	24	39	4.3	20-0	2	9	8	3	39	4.3	
TOTAL		9-6	163/18.1	13-26	.500	2-5	.400	11-16	.688	15	24	39	4.3	20-0	2	9	8	3	39	4.3	



11

AARON BRADSHAW
F | 7-1 | 210 | JR.
RAHWAY, N.J.
CAMDEN HS / OHIO STATE

2025-26 GAME-BY-GAME

Date	Opponent	GS	Min	FG/A	PCT.	3FG/A	PCT	FT/A	PCT	OFF	DEF	TOTAL	AVG	PF	AST	TO	BLK	STL	PTS	AVG
Nov. 8	San Francisco	*	8	2-7	.286	1-3	.333	2-2	1.000	3	0	3	3.0	5	0	0	0	1	7	7.0
Nov. 11	at Ole Miss	*	20	0-1	.000	0-0	.000	1-4	.250	1	0	1	2.0	2	2	1	1	0	1	4.0
Nov. 16	UNLV	-	10	2-3	.667	0-1	.000	0-1	.000	1	0	1	1.7	3	0	3	0	0	4	4.0
Nov. 20	vs. Purdue	*	9	3-4	.750	1-1	1.000	0-0	.000	0	0	0	1.3	5	0	1	0	0	7	4.8
Nov. 21	vs. Wake Forest	*	8	1-2	.500	0-1	.000	1-1	1.000	0	1	1	1.2	5	0	0	0	0	3	4.4
Nov. 26	Southern Illinois	-	17	2-4	.500	0-0	.000	10-10	1.000	3	1	4	1.7	3	0	2	0	3	14	6.0
Dec. 3	New Orleans	-	-	-	-	-	-	-	-	-	-	-	-	-	-	-	-	-	-	-
Dec. 6	Baylor	-	25	7-12	.515	0-1	.000	3-4	.750	4	3	7	2.4	2	0	0	0	1	17	7.6
Dec. 13	at Louisville	*	19	4-7	.571	0-0	.000	0-0	.000	4	1	5	2.8	4	0	0	0	1	8	7.6
Dec. 17	Vanderbilt																			
Dec. 20	at Miss. State																			
Dec. 22	Alabama State																			
Dec. 31	North Texas																			
Jan. 3	at Rice																			
Jan. 11	at Florida Atlantic																			
Jan. 14	Temple																			
Jan. 18	UTSA																			
Jan. 21	at Tulsa																			
Jan. 24	at Wichita State																			
Jan. 29	Florida Atlantic																			
Feb. 1	Tulane																			
Feb. 5	at UAB																			
Feb. 8	Charlotte																			
Feb. 12	at North Texas																			
Feb. 14	at Utah State																			
Feb. 19	at South Florida																			
Feb. 22	UAB																			
Feb. 26	Wichita State																			
March 1	at East Carolina																			
March 5	South Florida																			
March 8	at Tulane																			
March 11	American Champ.																			
March 12	American Champ.																			
March 13	American Champ.																			

SEASON/CAREER HIGHS

	SEASON		CAREER		AMERICAN CONFERENCE	
POINTS	17	vs. Baylor (12/6/25)	17	2x, last vs. Baylor (12/6/25)	-	-
FG	7	vs. Baylor (12/6/25)	7	2x, last vs. Baylor (12/6/25)	-	-
FGA	12	vs. Baylor (12/6/25)	12	2x, last vs. Baylor (12/6/25)	-	-
3FG	1	2x, last vs. #1 Purdue (11/20/25)	2	vs. Washington (2/12/25)	-	-
3FGA	3	vs. San Francisco (11/8/25)	3	5x, last vs. San Fran. (11/8/25)	-	-
FT	10	vs. SIU (11/26/25)	10	vs. SIU (11/26/25)	-	-
FTA	10	vs. SIU (11/26/25)	10	vs. SIU (11/26/25)	-	-
REBS	7	vs. Baylor (12/6/25)	11	vs. Penn (12/9/23)	-	-
AST	2	at Ole Miss (11/11/25)	2	3x, last at Ole Miss (11/11/25)	-	-
BLK	1	at Ole Miss (11/11/25)	3	2x, last vs. Youngston St. (11/11/24)	-	-
STL	3	vs. SIU (11/26/25)	3	vs. SIU (11/26/25)	-	-
MINS	25	vs. Baylor (12/6/25)	42	vs. Houston (1/29/24)	-	-

CAREER STATISTICS

				Field Goals		3-Point		F-Throws		Rebounds										Scoring	
SEASON	TEAM	GP-GS	MIN/AVG	FG-FGA	FG%	3FG-3FGA	3FG%	FT-FTA	FT%	OFF	DEF	TOT	AVG	PF-FO	A	TO	BLK	STL	PTS	AVG	
2023-24	UK	26-10	357/13.7	49-85	.576	4-14	.286	25-44	.568	34	52	86	3.3	52-0	7	9	19	8	127	4.9	
2024-25	OSU	22-5	372/16.9	50-102	.490	9-33	.273	23-31	.742	22	38	60	2.7	58-2	5	8	16	14	132	6.0	
2025-26	Mem	8-5	117/14.6	21-40	.525	2-7	.286	17-22	.773	16	6	22	2.8	29-3	2	7	1	6	61	7.6	
TOTAL FOR Mem		8-5	117/14.6	21-40	.525	2-7	.286	17-22	.773	16	6	22	2.8	29-3	2	7	1	6	61	7.6	
TOTAL		56-20	845/15.1	120-227	.529	15-54	.278	65-97	.670	72	96	168	3.0	139-5	14	24	36	28	320	5.7	

CAREER HONORS

- SEC Freshman of the Week (Jan. 8, 2024)

2023-24 (OHIO STATE)

- Saw action in 22 games, making five starts
- Missed a portion of the season in November and December due to personal reasons
- Finished the year with averages of 6.0 points and 2.7 rebounds per game
- Had 16 blocks and 14 steals
- Started the first four games and averaged 7.8 points and 4.8 rebounds in over 23 minutes of action
- Returned to the lineup and scored 11 points on 5-of-6 shooting vs. his former team Kentucky (12/21) at Madison Square Garden
- Had 13 points on 4-of-7 shooting vs. Indiana State (12/29)
- Made all four shots and finished with nine points and two rebounds in the win over Iowa (1/27)
- Scored 12 points on a career-best 2-of-2 from long range and 5-of-5 from the floor vs. Washington (2/12)

2022-23 (KENTUCKY)

- Played in 26 games and made 10 starts during his freshman season ...
- Averaged 4.9 points, 3.3 rebounds and 0.7 blocks per game ...
- Tallied seven double-figure scoring efforts and had one double-double ...
- Paced the Cats in rebounding five times, steals three times and blocks three times ...
- Recovered from an offseason foot injury and made his debut on Dec. 2 against UNC Wilmington ...
- Totalled 15 points at home against Arkansas, while also snaring five boards ...
- Tallied 12 points and seven rebounds in 19 minutes of a road win at Vanderbilt ...
- Scored 11 points in the home win over Mississippi State ...
- Had two steals at Florida and finished the game strong with a big block late in the game followed by a 3-pointer on the ensuing possession to give UK the lead for good with 1:27 to play ...
- Was tabbed the SEC Freshman of the Week for his efforts after posting 10 points after halftime in the come-from-behind win ...
- Made his first career start and scored 12 points in the win over No. 9 North Carolina ...
- Drained the game-clinching free-throws against the Tar Heels ... He also snatched an offensive rebound and had a putback layup to help UK retake the lead with under five to play ...
- Incredible effort in his second collegiate game vs. Penn, scoring a team-high-tying 17 points with 11 rebounds, hitting a 3 with three blocks in 29 minutes of action ...
- Saw his first game action of the season vs. UNCW, playing 13 minutes and recording a dunk, two rebounds and a block.

HIGH SCHOOL

- Ranked as high as No. 2 overall by Rivals and 247Sports.
- McDonald's All-American.
- 2023 Iverson Classic selection.
- NJ.com First-Team All-State.
- Logged 12.1 points and 9.4 rebounds per game as a senior at Camden.
- Averaged 8.9 points, 7.4 rebounds and 3.2 blocks per game as a junior while helping Camden to the NJSIAA Group 2 state championship.
- Played for NJ Scholars on the EYBL circuit, averaging 12.7 points, 7.3 rebounds and 2.0 blocks.
- Tallied three double-doubles during Peach Jam prior to senior season.

PERSONAL

- Born Nov. 16 in Newark, New Jersey.
- Mother is Shawndel Bradshaw.
- When he's not playing basketball, he's playing video games or meditating.
- Lists his mother, grandmother and aunt as his life's greatest influences.
- Favorite movie is Fifth Element.
- Chose his jersey number because that represents the day his grandmother passed away.
- Favorite food is chicken alfredo.
- Before taking the court he has to tap his feet, shoulders and head.
- Dunked for the first time in sixth grade.
- Pregame setlist includes Lauryn Hill and Sade.



12

WILLIAM WHORTON
F | 6-8 | 220 | R-SO.
MILWAUKEE, WIS.
RUFUS KING HS / SOUTH DAKOTA STATE

2025-26 GAME-BY-GAME

Date	Opponent	GS	Min	FG/A	PCT.	3FG/A	PCT	FT/A	PCT	OFF	DEF	TOTAL	AVG	PF	AST	TO	BLK	STL	PTS	AVG
Nov. 8	San Francisco	-	-	-	-	-	-	-	-	-	-	-	-	-	-	-	-	-	-	-
Nov. 11	at Ole Miss	-	-	-	-	-	-	-	-	-	-	-	-	-	-	-	-	-	-	-
Nov. 16	UNLV	-	-	-	-	-	-	-	-	-	-	-	-	-	-	-	-	-	-	-
Nov. 20	vs. Purdue	-	6	0-0	.000	0-0	.000	0-0	.000	0	0	0	0.0	1	0	0	1	0	0	0.0
Nov. 21	vs. Wake Forest	-	18	2-5	.400	0-0	.000	0-2	.000	5	1	6	3.0	2	0	0	1	0	4	2.0
Nov. 26	Southern Illinois	-	7	1-1	1.000	0-0	.000	0-0	.000	0	0	0	2.0	2	0	0	1	0	2	2.0
Dec. 3	New Orleans	*	18	1-3	.333	0-1	.000	0-0	.000	2	3	5	2.8	1	1	3	3	0	2	2.0
Dec. 6	Baylor	*	7	0-2	.000	0-0	.000	0-0	.000	1	0	1	2.4	0	0	0	0	0	0	1.6
Dec. 13	at Louisville	-	-	-	-	-	-	-	-	-	-	-	-	-	-	-	-	-	-	-
Dec. 17	Vanderbilt																			
Dec. 20	at Miss. State																			
Dec. 22	Alabama State																			
Dec. 31	North Texas																			
Jan. 3	at Rice																			
Jan. 11	at Florida Atlantic																			
Jan. 14	Temple																			
Jan. 18	UTSA																			
Jan. 21	at Tulsa																			
Jan. 24	at Wichita State																			
Jan. 29	Florida Atlantic																			
Feb. 1	Tulane																			
Feb. 5	at UAB																			
Feb. 8	Charlotte																			
Feb. 12	at North Texas																			
Feb. 14	at Utah State																			
Feb. 19	at South Florida																			
Feb. 22	UAB																			
Feb. 26	Wichita State																			
March 1	at East Carolina																			
March 5	South Florida																			
March 8	at Tulane																			
March 11	American Champ.																			
March 12	American Champ.																			
March 13	American Champ.																			

SEASON/CAREER HIGHS

	SEASON			CAREER			AMERICAN CONFERENCE		
POINTS	4	vs. Wake Forest (11/21/25)		8	2x, at Montana (12/4/24)		-	-	
FG	2	vs. Wake Forest (11/21/25)		4	vs. Southern Miss. (11/20/24)		-	-	
FGA	5	vs. Wake Forest (11/21/25)		8	at Montana (12/4/24)		-	-	
3FG	-	-		1	vs. Northern Colo. (11/14/24)		-	-	
3FGA	1	vs. UNO (12/3/25)		1	4x, last vs. UNO (12/3/25)		-	-	
FT	-	-		3	vs. North Dakota (1/16/25)		-	-	
FTA	2	vs. Wake Forest (11/21/25)		4	vs. North Dakota (1/16/25)		-	-	
REBS	6	vs. Wake Forest (11/21/25)		10	vs. Chadron St. (12/19/24)		-	-	
AST	1	vs. UNO (12/3/25)		4	vs. Chadron St. (12/19/24)		-	-	
BLK	3	vs. UNO (12/3/25)		3	vs. UNO (12/3/25)		-	-	
STL	-	-		2	2x, last Southern Miss. (11/20/24)		-	-	
MINS	18	2x, last vs. UNO (12/3/25)		21	2x, last vs. Chadron St. (12/19/24)		-	-	

CAREER STATISTICS

				Field Goals		3-Point		F-Throws		Rebounds								Scoring		
SEASON	TEAM	GP-GS	MIN/AVG	FG-FGA	FG%	3FG-3FGA	3FG%	FT-FTA	FT%	OFF	DEF	TOT	AVG	PF-FO	A	TO	BLK	STL	PTS	AVG
2024-25	SDSU	21-2	196/9.3	28-44	.636	1-3	.333	7-11	.636	17	43	60	2.9	26-0	11	9	5	4	64	3.0
2025-26	Mem	5-2	56/11.2	4-11	.364	0-1	.000	0-2	.000	8	4	12	2.4	6-0	1	3	6	0	8	1.6
TOTAL FOR Mem		5-2	56/11.2	4-11	.364	0-1	.000	0-2	.000	8	4	12	2.4	6-0	1	3	6	0	8	1.6
TOTAL		26-4	252/9.7	32-55	.582	1-4	.250	7-13	.538	25	47	72	2.8	32-0	12	12	11	4	72	2.8



14

HASAN ABDUL HAKIM
G | 6-8 | 206 | SR.
TORONTO, ONTARIO, CANADA
GUNN ACADEMY / UTRGV

2025-26 GAME-BY-GAME

Date	Opponent	GS	Min	FG/A	PCT	3FG/A	PCT	FT/A	PCT	OFF	DEF	TOTAL	AVG	PF	AST	TO	BLK	STL	PTS	AVG
Nov. 8	San Francisco	-	-	-	-	-	-	-	-	-	-	-	-	-	-	-	-	-	-	-
Nov. 11	at Ole Miss	-	-	-	-	-	-	-	-	-	-	-	-	-	-	-	-	-	-	-
Nov. 16	UNLV	-	-	-	-	-	-	-	-	-	-	-	-	-	-	-	-	-	-	-
Nov. 20	vs. Purdue	-	-	-	-	-	-	-	-	-	-	-	-	-	-	-	-	-	-	-
Nov. 21	vs. Wake Forest	-	-	-	-	-	-	-	-	-	-	-	-	-	-	-	-	-	-	-
Nov. 26	Southern Illinois	-	21	2-6	.333	0-2	.000	0-1	.000	1	2	3	3.0	1	2	1	0	0	4	4.0
Dec. 3	New Orleans	*	25	1-7	.143	0-3	.000	1-3	.333	0	2	2	2.5	2	2	3	1	0	3	3.5
Dec. 6	Baylor	-	-	-	-	-	-	-	-	-	-	-	-	-	-	-	-	-	-	-
Dec. 13	at Louisville	*	31	7-13	.538	2-3	.667	2-5	.400	3	1	4	3.0	3	0	2	1	2	18	8.3
Dec. 17	Vanderbilt																			
Dec. 20	at Miss. State																			
Dec. 22	Alabama State																			
Dec. 31	North Texas																			
Jan. 3	at Rice																			
Jan. 11	at Florida Atlantic																			
Jan. 14	Temple																			
Jan. 18	UTSA																			
Jan. 21	at Tulsa																			
Jan. 24	at Wichita state																			
Jan. 29	Florida Atlantic																			
Feb. 1	Tulane																			
Feb. 5	at UAB																			
Feb. 8	Charlotte																			
Feb. 12	at North Texas																			
Feb. 14	at Utah State																			
Feb. 19	at South Florida																			
Feb. 22	UAB																			
Feb. 26	Wichita State																			
March 1	at East Carolina																			
March 5	South Florida																			
March 8	at Tulane																			
March 11	American Champ.																			
March 12	American Champ.																			
March 13	American Champ.																			

2023-24 (UTRGV)

- Appeared in 20 games, making 14 starts
- Averaged 12.9 points, 5.0 rebounds, 3.4 assists and 1.5 steals per game
- Shot 49.7% overall from the floor (90-of-181) and 36.2% from long distance (17-of-47)
- Scored a season high 26 points at Abilene Christian and pulled down 11 rebounds against Southwestern Adventist
- Recorded double figures in scoring 12 times, while reaching 20-plus points on four occasions

2022-23 (COLLEGE OF SOUTHERN IDAHO)

- Played in 22 games with 17 starts for a Golden Eagle squad that went 29-2 overall and 17-0 in conference
- Team's fourth-leading scorer at 10.7 points with 4.5 rebounds, 3.0 assists and 1.6 steals per game
- Shot 50.6% overall (81-of-160) and 24.6% from deep (15-of-61).

2020-22 (SANTA FE COLLEGE)

- In his sophomore campaign, he proved to be a key cog to Santa Fe's success in a season that goes down as one of the program's best, finishing 24-6 overall with a perfect 15-0 mark at home on their way to a Central Conference Championship
- He was an FCSAA All-State/NJCAA All-Region VIII selection and was chosen to the Central Conference First Team
- Played in 29 games, starting in 28, while averaging 13.2 points, 5.7 rebounds, and 2.6 assists per game.
- As a freshman in 2020-21, he appeared in all 20 games for the Saints where he averaged 7.7 points and 4.3 rebounds per game while leading the team with 18 blocks

HIGH SCHOOL/PERSONAL

- Prepped at Gunn Academy.

SEASON/CAREER HIGHS

	SEASON	CAREER	AMERICAN CONFERENCE
POINTS	18 at Louisville (12/13/25)	26 2x, last at Abilene Christian (1/06/24)	- -
FG	7 at Louisville (12/13/25)	11 at Creighton (11/6/24)	- -
FGA	13 at Louisville (12/13/25)	24 at Creighton (11/6/24)	- -
3FG	2 at Louisville (12/13/25)	3 4x, last at A&M-Corpus Christi (1/11/25)	- -
3FGA	3 2x, last at Louisville (12/13/25)	8 at A&M-Corpus Christi (1/11/25)	- -
FT	2 at Louisville (12/13/25)	11 at Tarleton St. (12/3/23)	- -
FTA	5 at Louisville (12/13/25)	14 at Tarleton St. (12/3/23)	- -
REBS	4 at Louisville (12/13/25)	12 at New Orleans (1/4/25)	- -
AST	2 2x, last vs. UNO (12/3/25)	8 2x, last at TCU (11/14/23)	- -
BLK	1 2x, last at Louisville (12/13/25)	4 at A&M-Corpus Christi (1/11/25)	- -
STL	2 at Louisville (12/13/25)	4 2x, last at A&M-Corpus Christi (1/11/25)	- -
MINS	31 at Louisville (12/13/25)	38 3x, last vs. Seattle U (1/11/24)	- -

CAREER STATISTICS

				Field Goals		3-Point		F-Throws		Rebounds				Scoring						
SEASON	TEAM	GP-GS	MIN/AVG	FG-FGA	FG%	3FG-3FGA	3FG%	FT-FTA	FT%	OFF	DEF	TOT	AVG	PF-FO	A	TO	BLK	STL	PTS	AVG
2023-24	UTRGV	19-13	553/29.1	87-176	.494	16-45	.356	61-96	.635	29	69	98	5.2	37-0	66	51	16	27	251	13.2
2024-25	UTRGV	12-9	346/28.9	61-127	.480	16-49	.327	21-32	.656	27	54	81	6.8	26-0	35	30	8	17	159	13.3
2025-26	Mem	3-2	77/25.5	10-26	.385	2-8	.250	3-9	.333	4	5	9	3.0	6-0	4	6	2	2	25	8.3
TOTAL FOR Mem		3-2	77/25.5	10-26	.385	2-8	.250	3-9	.333	4	5	9	3.0	6-0	4	6	2	2	25	8.3
TOTAL		34-24	976/28.7	158-329	.480	34-102	.333	85-137	.620	60	128	188	5.5	69-0	105	87	26	46	435	12.8



15

JULIUS THEDFORD
G | 6-4 | 190 | SO.
MEMPHIS, TENN.
CORDOVA HS / WESTERN KENTUCKY

2024-25 (WESTERN KENTUCKY)

- Appeared in 18 games with six starts and averaged 21.9 minutes per game before missing the remainder of the season with an injury on Jan. 18
- Averaged 12.4 points and 3.8 rebounds per contest
- Posted the third-highest scoring average on the team and 16th best average in CUSA
- Finished with a .428% shooting percentage from the field with a .366% clip from three-point range for the season, the fourth-highest mark from beyond the arc on the team
- Finished as the team's fifth-leader in blocks with 6 total for the season
- Earned CUSA Freshman of the Week honors twice on the year, finishing with a career-high 19 points on 6-of-8 (.750%) shooting from the field and a 4-of-5 (.800%) clip from range with three rebounds, one assist and a steal in a 90-82 win over Marshall on Nov. 30, followed by 18 points and a 7-of-10 free-throw mark on the road at No. 8 Kentucky on Nov. 26 to highlight a 2-0 week for the Tops
- Earned CUSA FOTW for a second time on Dec. 23 after helping WKU to another unbeaten 2-0 week with wins over Seattle on Dec. 17 and Kentucky Wesleyan on Dec. 21
- Posted 17 points with six rebounds, two assists and a block in a 91-71 victory over KWC and 15 points on a 4-of-8 (.500%) shooting clip in a 86-73 win over Seattle
- Finished with back-to-back 18-point outings in the Tops' opening week of CUSA competition, helping lead WKU to a 71-70 victory over Liberty on the road in Lynchburg on Jan. 2
- Earned CUSA All-Freshman Team honors to end the season

HIGH SCHOOL/PERSONAL

- Played at Cordova HS
- Ranked as the No. 62 shooting guard and No. 5 player in Tennessee in the Class of 2024 according to 247Sports
- Led his team to a 29-4 record in his senior season averaging 21 points and seven rebounds
- Averaged 23.8 points per contest as a junior at Whitehaven HS in Memphis
- Played AAU with MoKan Elite on the EYBL circuit

2025-26 GAME-BY-GAME

Date	Opponent	GS	Min	FG/A	PCT.	3FG/A	PCT	FT/A	PCT	OFF	DEF	TOTAL	AVG	PF	AST	TO	BLK	STL	PTS	AVG
Nov. 8	San Francisco	-	17	2-7	.286	1-3	.333	0-0	.000	4	5	9	9.0	2	3	0	1	1	5	5.0
Nov. 11	at Ole Miss	-	11	0-3	.000	0-2	.000	2-2	1.000	1	1	2	5.5	5	0	0	0	0	2	3.5
Nov. 16	UNLV	*	23	5-8	.625	0-1	.000	6-7	.857	3	3	6	5.7	3	1	0	0	0	16	7.7
Nov. 20	vs. Purdue	-	16	1-2	.500	0-0	.000	1-2	.000	4	1	5	5.5	0	0	1	0	2	3	6.5
Nov. 21	vs. Wake Forest	-	15	3-5	.600	1-2	.500	2-2	1.000	0	5	5	5.4	4	0	2	0	2	9	7.0
Nov. 26	Southern Illinois	-	24	5-8	.625	2-4	.500	3-6	.500	4	2	6	5.5	2	0	1	1	3	15	8.3
Dec. 3	New Orleans	*	10	5-6	.833	3-4	.750	0-0	.000	1	2	3	5.1	2	0	0	0	0	13	9.0
Dec. 6	Baylor	-	-	-	-	-	-	-	-	-	-	-	-	-	-	-	-	-	-	-
Dec. 13	at Louisville	-	-	-	-	-	-	-	-	-	-	-	-	-	-	-	-	-	-	-
Dec. 17	Vanderbilt																			
Dec. 20	at Miss. State																			
Dec. 22	Alabama State																			
Dec. 31	North Texas																			
Jan. 3	at Rice																			
Jan. 11	at Florida Atlantic																			
Jan. 14	Temple																			
Jan. 18	UTSA																			
Jan. 21	at Tulsa																			
Jan. 24	at Wichita state																			
Jan. 29	Florida Atlantic																			
Feb. 1	Tulane																			
Feb. 5	at UAB																			
Feb. 8	Charlotte																			
Feb. 12	at North Texas																			
Feb. 14	at Utah State																			
Feb. 19	at South Florida																			
Feb. 22	UAB																			
Feb. 26	Wichita State																			
March 1	at East Carolina																			
March 5	South Florida																			
March 8	at Tulane																			
March 11	American Champ.																			
March 12	American Champ.																			
March 13	American Champ.																			

SEASON/CAREER HIGHS

	SEASON			CAREER			AMERICAN CONFERENCE		
POINTS	16	vs. UNLV (11/16/25)		19	vs. Marshall (11/30/24)		-	-	
FG	5	3x, last vs. UNO (12/3/25)		7	at FIU (1/4/25)		-	-	
FGA	8	2x, last vs. SIU (11/26/25)		16	at Michigan (12/29/24)		-	-	
3FG	3	vs. UNO (12/3/25)		5	vs. Cambellsville (11/12/24)		-	-	
3FGA	4	2x, last vs. UNO (12/3/25)		8	at Michigan (12/29/24)		-	-	
FT	6	vs. UNLV (11/16/25)		7	2x, last at Evansville (12/7/24)		-	-	
FTA	7	vs. UNLV (11/16/25)		11	vs. Seattle U (12/17/24)		-	-	
REBS	9	vs. San Francisco (11/8/25)		9	vs. San Francisco (11/8/25)		-	-	
AST	3	vs. San Francisco (11/8/25)		3	2x, last vs. San Fran (11/8/25)		-	-	
BLK	1	2x, last vs. SIU (11/26/25)		2	vs. Wichita St. (11/4/24)		-	-	
STL	3	vs. SIU (11/26/25)		3	vs. SIU (11/26/25)		-	-	
MINS	24	vs. SIU (11/26/25)		36	vs. Seattle U (12/17/24)		-	-	

CAREER STATISTICS

				Field Goals		3-Point		F-Throws		Rebounds									Scoring	
SEASON	TEAM	GP-GS	MIN/AVG	FG-FGA	FG%	3FG-3FGA	3FG%	FT-FTA	FT%	OFF	DEF	TOT	AVG	PF-FO	A	TO	BLK	STL	PTS	AVG
2024-25	WestKy	18-6	395/21.9	71-166	.428	30-82	.366	51-81	.630	10	59	69	3.8	35-1	16	22	6	11	223	12.4
2025-26	Mem	7-2	118/16.8	21-39	.538	7-16	.438	14-19	.737	17	19	36	5.1	18-1	4	4	2	8	63	9.0
TOTAL FOR Mem		7-2	118/16.8	21-39	.538	7-16	.438	14-19	.737	17	19	36	5.1	18-1	4	4	2	8	63	9.0
TOTAL		25-8	513/20.5	92-205	.449	37-98	.378	65-100	.650	27	78	105	4.2	53-2	20	26	8	19	286	11.4



19

TARIQ INGRAHAM
F | 6-9 | 255 | GR.
PHILADELPHIA, PA.
BONNER-PRENDERGAST / RIDER

2022-25 (RIDER)

- Started 33 games for Rider in 2024-25, averaging 10.9 points, 7.0 rebounds and 1.5 assists per game while shooting 54.2 percent from the field
- He recorded seven double-doubles and ranked fifth in the Metro Atlantic Athletic Conference (MAAC) in field goal percentage
- Over his three seasons with the Broncs, Ingraham appeared in 95 games (81 starts) and averaged 8.9 points, 5.7 rebounds and 1.0 assist.

2019-22 (WAKE FOREST)

- Played parts of three seasons at Wake Forest, before transferring to Rider during the 2021-22 season
- Suffered a preseason injury and missed the 2019-20 season, before his 2020-21 season was curtailed to two games for medical reasons
- Scored 19 points on 7-of-7 shooting from the floor and 5-of-5 from the free-throw line, while grabbing five rebounds, all offensive, in 18 minutes vs. Delaware State (Nov. 25)
- Played four minutes in the 2021-22 season opener vs. William & Mary before transferring to Rider

HIGH SCHOOL /PERSONAL

- Three-star recruit out of Monsignor Bonner & Archbishop Prendergast
- A high school teammate of Ajiri Ogemuno-Johnson at Bonner & Prendergast in the Philly Catholic League
- 2019 All-State, averaging 15 points and 10 rebounds per game
- Led Bonner-Prendergast to the 2019 Class 4A Pennsylvania State Championship Game
- 1,000 career points in high school
- Played for AAU programs Team Rio National, WER1 and Philly Pride
- Son of Tynetta and Roger Ingraham
- Has a brother, Cedric
- Mother and father both played college basketball at Seton Hall

2025-26 GAME-BY-GAME

Date	Opponent	GS	Min	FG/A	PCT.	3FG/A	PCT	FT/A	PCT	OFF	DEF	TOTAL	AVG	PF	AST	TO	BLK	STL	PTS	AVG
Nov. 8	San Francisco	-	1	0-0	.000	0-0	.000	0-0	.000	0	0	0	0.0	2	0	1	0	0	0	0.0
Nov. 11	at Ole Miss	-	-	-	-	-	-	-	-	-	-	-	-	-	-	-	-	-	-	-
Nov. 16	UNLV	-	4	0-0	.000	0-0	.000	3-4	.750	0	1	1	0.5	0	0	0	0	0	3	1.5
Nov. 20	vs. Purdue	-	20	3-7	.429	0-2	.000	4-6	.667	3	0	3	1.3	1	0	0	1	0	10	4.3
Nov. 21	vs. Wake Forest	-	16	0-2	.000	0-0	.000	1-2	.500	1	2	3	1.8	0	1	1	0	0	1	3.5
Nov. 26	Southern Illinois	-	5	0-2	.000	0-0	.000	0-0	.000	1	1	2	1.8	0	0	0	0	0	0	2.8
Dec. 3	New Orleans	-	12	2-3	.667	0-0	.000	0-0	.000	1	0	1	1.7	2	0	0	1	0	4	3.0
Dec. 6	Baylor	-	10	2-2	1.000	0-0	.000	0-1	.000	0	1	1	1.6	2	0	0	0	0	4	3.1
Dec. 13	at Louisville	-	15	2-4	.500	0-0	.000	3-4	.750	0	3	3	1.8	1	0	0	0	0	7	3.6
Dec. 17	Vanderbilt																			
Dec. 20	at Miss. State																			
Dec. 22	Alabama State																			
Dec. 31	North Texas																			
Jan. 3	at Rice																			
Jan. 11	at Florida Atlantic																			
Jan. 14	Temple																			
Jan. 18	UTSA																			
Jan. 21	at Tulsa																			
Jan. 24	at Wichita state																			
Jan. 29	Florida Atlantic																			
Feb. 1	Tulane																			
Feb. 5	at UAB																			
Feb. 8	Charlotte																			
Feb. 12	at North Texas																			
Feb. 14	at Utah State																			
Feb. 19	at South Florida																			
Feb. 22	UAB																			
Feb. 26	Wichita State																			
March 1	at East Carolina																			
March 5	South Florida																			
March 8	at Tulane																			
March 11	American Champ.																			
March 12	American Champ.																			
March 13	American Champ.																			

SEASON/CAREER HIGHS

	SEASON			CAREER			AMERICAN CONFERENCE		
POINTS	10	vs. #1 Purdue (11/20/25)	21	at Fairfield (12/4/24)	-	-	-	-	-
FG	3	vs. #1 Purdue (11/20/25)	8	2x, last vs. Quinnipiac (3/12/25)	-	-	-	-	-
FGA	7	vs. #1 Purdue (11/20/25)	15	at Niagara (3/12/25)	-	-	-	-	-
3FG	-	-	-	-	-	-	-	-	-
3FGA	2	vs. #1 Purdue (11/20/25)	2	vs. #1 Purdue (11/20/25)	-	-	-	-	-
FT	4	vs. #1 Purdue (11/20/25)	7	2x, last at Fairfield (12/4/24)	-	-	-	-	-
FTA	6	vs. #1 Purdue (11/20/25)	10	at Fairfield (12/4/24)	-	-	-	-	-
REBS	3	3x, last at Louisville (12/13/25)	18	at Iona (2/4/24)	-	-	-	-	-
AST	1	vs. Wake Forest (11/21/25)	4	3x, last vs. Siena (3/11/25)	-	-	-	-	-
BLK	1	2x, last vs. UNO (12/3/25)	4	at Mount St. Mary's (1/27/24)	-	-	-	-	-
STL	-	-	3	at Nebraska (11/13/23)	-	-	-	-	-
MINS	20	vs. #1 Purdue (11/20/25)	29	at Navy (11/12/24)	-	-	-	-	-

CAREER STATISTICS

SEASON	TEAM	GP-GS	MIN/AVG	FG-FGA	FG%	3FG-3FGA	3FG%	FT-FTA	FT%	OFF	DEF	TOT	AVG	PF-FO	A	TO	BLK	STL	PTS	AVG
2020-21	WF	2-0	24/12.2	8-9	.889	0-0	.000	6-6	1.000	5	0	5	2.5	6-0	1	2	0	1	22	11.0
2021-22	WF	1-0	5/4.6	0-0	.000	0-0	.000	0-0	.000	0	0	0	0.0	0-0	0	0	0	0	0	0.0
2022-23	Rider	30-16	395/13.2	72-123	.585	0-0	.000	48-66	.727	33	72	105	3.5	52-1	15	32	11	4	192	6.4
2023-24	Rider	32-32	748/23.4	110-225	.489	0-1	.000	77-107	.720	68	139	207	6.5	86-4	30	46	29	13	297	9.3
2024-25	Rider	33-33	886/26.8	136-251	.542	0-6	.000	89-130	.685	92	140	232	7.0	80-3	49	54	30	10	361	10.9
2025-26	Mem	8-0	83/10.3	9-20	.450	0-2	.000	11-17	.647	6	8	14	1.8	8-0	1	2	2	0	29	3.6
TOTAL FOR Mem		8-0	83/10.3	9-20	.450	0-2	.000	11-17	.647	6	8	14	1.8	8-0	1	2	2	0	29	3.6
TOTAL		106-81	2140/20.2	335-628	.533	0-9	.000	231-326	.709	204	359	563	5.3	232-8	96	136	72	28	901	8.5



23

SINCERE PARKER
G | 6-3 | 195 | SR.
ROCKFORD, ILL.
ROCKFORD EAST HS / MCNEESE STATE

2025-26 GAME-BY-GAME

Date	Opponent	GS	Min	FG/A	PCT.	3FG/A	PCT	FT/A	PCT	OFF	DEF	TOTAL	AVG	PF	AST	TO	BLK	STL	PTS	AVG
Nov. 8	San Francisco	*	25	6-11	.545	1-2	.500	2-7	.286	0	6	6	6.0	3	2	1	0	2	15	15.0
Nov. 11	at Ole Miss	*	23	4-8	.500	0-1	.000	2-2	1.000	0	4	4	5.0	1	2	1	0	1	10	12.5
Nov. 16	UNLV	-	16	4-8	.500	1-2	.500	0-0	.000	0	1	1	3.7	1	0	0	0	1	9	11.3
Nov. 20	vs. Purdue	-	18	4-11	.364	0-1	.000	2-3	.667	2	3	5	4.0	1	0	1	0	1	10	11.0
Nov. 21	vs. Wake Forest	-	3	0-2	.000	0-1	.000	0-0	.000	0	0	0	3.2	0	0	0	0	0	0	8.8
Nov. 26	Southern Illinois	-	18	2-9	.222	1-4	.250	2-2	1.000	0	0	0	2.7	2	1	1	0	1	7	8.5
Dec. 3	New Orleans	-	20	5-11	.455	1-3	.333	0-0	.000	2	1	3	2.7	0	3	0	0	1	11	8.9
Dec. 6	Baylor	-	24	3-8	.375	1-4	.250	3-4	.750	2	1	3	2.8	4	3	0	1	1	10	9.0
Dec. 13	at Louisville	-	23	6-14	.429	0-1	.000	0-1	.000	1	3	4	2.9	3	3	1	0	0	12	9.3
Dec. 17	Vanderbilt																			
Dec. 20	at Miss. State																			
Dec. 22	Alabama State																			
Dec. 31	North Texas																			
Jan. 3	at Rice																			
Jan. 11	at Florida Atlantic																			
Jan. 14	Temple																			
Jan. 18	UTSA																			
Jan. 21	at Tulsa																			
Jan. 24	at Wichita state																			
Jan. 29	Florida Atlantic																			
Feb. 1	Tulane																			
Feb. 5	at UAB																			
Feb. 8	Charlotte																			
Feb. 12	at North Texas																			
Feb. 14	at Utah State																			
Feb. 19	at South Florida																			
Feb. 22	UAB																			
Feb. 26	Wichita State																			
March 1	at East Carolina																			
March 5	South Florida																			
March 8	at Tulane																			
March 11	American Champ.																			
March 12	American Champ.																			
March 13	American Champ.																			

SEASON/CAREER HIGHS

	SEASON				CAREER				AMERICAN CONFERENCE			
POINTS	15	vs. San Francisco (11/8/25)	34	at Saint Joseph's (2/10/24)	-	-	-	-	-	-	-	-
FG	6	2x, last at Louisville (12/13/25)	12	2x, last vs. Longwood (11/24/24)	-	-	-	-	-	-	-	-
FGA	14	at Louisville (12/13/25)	19	at Saint Joseph's (2/10/24)	-	-	-	-	-	-	-	-
3FG	1	4x, last vs. UNO (12/3/25)	6	at Northwestern St. (1/6/25)	-	-	-	-	-	-	-	-
3FGA	4	vs. SIU (11/26/25)	9	vs SFA (1/20/25)	-	-	-	-	-	-	-	-
FT	3	vs. Baylor (12/6/25)	10	at Lamar (3/1/25)	-	-	-	-	-	-	-	-
FTA	7	vs. San Francisco (11/8/25)	12	at Lamar (3/1/25)	-	-	-	-	-	-	-	-
REBS	6	vs. San Francisco (11/8/25)	9	2x, last at Saint Joseph's (2/10/24)	-	-	-	-	-	-	-	-
AST	3	3x, last at Louisville (12/13/25)	3	5x, last at Louisville (12/13/25)	-	-	-	-	-	-	-	-
BLK	1	vs. Baylor (12/6/25)	3	vs. Rhode Island (2/7/23)	-	-	-	-	-	-	-	-
STL	2	vs. San Francisco (11/8/25)	4	vs. VCU (2/16/24)	-	-	-	-	-	-	-	-
MINS	25	vs. San Francisco (11/8/25)	27	vs. Biblical Studies (11/7/24)	-	-	-	-	-	-	-	-

2024-25 (MCNEESE STATE)

- Appearing in all 34 games for McNeese, Parker averaged 12.2 points (second on the team) and 2.5 rebounds per game
- Shot 43.7% from the field and 30.1% from beyond the arc in 19.7 minutes per game off the bench
- Played a key role in McNeese's 28-7 campaign, which included both Southland Conference regular-season and tournament titles
- Delivered in the postseason as well, scoring 12 points in a first-round NCAA Tournament upset over No. 5 seed Clemson and 17 in a hard-fought loss to No. 4 Purdue in the Round of 32
- Opened the season with a hot hand, averaging 16.2 points in non-conference play
- Had notable performances against nationally-ranked opponents, including a 31-point outburst against Longwood, 19 points at No. 2 Alabama, and 16 against No. 25 Mississippi State
- Ended the regular season with back-to-back 20-point games - 25 at Lamar (March 1) and 22 at Stephen F. Austin (March 3), where he scored 35 of those 47 points in the second halves
- Scored in double-figures 18 times and in 5-of-the-last-6 games
- 31 points against Longwood on Nov. 24 for his 4th-career game scoring 30 or more

2023-24 (SAINT LOUIS)

- In an injury-shortened 2023-24 season, he averaged 15.9 points and 4.3 rebounds while shooting 49.2% from the floor and 42.6% from three-point range in just 16 games (six starts)
- After returning from a broken foot, Parker caught fire down the stretch, averaging 17.7 points over the Billikens' final 10 games.
- Scored double-figures 11 times and netted 30 or more points in three straight games (33 vs. LaSalle, Feb. 7; 34 vs. Saint Joseph's, Feb. 10; and 30 vs. VCU, Feb. 16)
- Hit multiple 3s in eight games with a high of four three times
- In the three-straight games scoring 30 or more, he sank 32-of-49 from the field including 12-of-18 from 3-point range.

2022-23 (SAINT LOUIS)

- Played in all 33 games, while averaging 5.9 points and 3.7 rebounds
- Fourth on the Billikens with 11 blocked shots
- Shot 42.3% from the field, was third on the team with 23 3-pointers made
- Averaged 6.7 points in the Billikens' 18 conference games
- Was a 42.2% shooter from 3-point range during A-10 play (19-45)
- Was 8-of-9 from the field en route to a then career-high 20 points in the win against La Salle
- Scored 10 points in the A-10 quarterfinal victory against George Mason.

2021-22 (MOBERLY AREA COMMUNITY COLLEGE)

- NJCAA First-Team All-American after averaging 21.9 points while shooting 49% from the floor and 30% from 3-point range
- His 767 total points led the NJCAA and he was second in field goals with 294
- Made 96 three-pointers, which ranked sixth in the country

HIGH SCHOOL

- Prepped at East High School in Rockford, Illinois
- Two-time All-State selection
- Attended prep school at Compass Prep in Chandler, Arizona

CAREER STATISTICS

				Field Goals		3-Point		F-Throws		Rebounds									Scoring	
SEASON	TEAM	GP-GS	MIN/AVG	FG-FGA	FG%	3FG-3FGA	3FG%	FT-FTA	FT%	OFF	DEF	TOT	AVG	PF-FO	A	TO	BLK	STL	PTS	AVG
2022-23	SLU	33-0	412/12.5	69-163	.423	23-73	.315	35-40	.875	13	68	81	2.5	33-0	8	12	11	11	196	5.9
2023-24	SLU	16-6	331/20.7	93-189	.492	26-61	.426	43-53	.811	11	57	68	4.3	40-1	14	15	12	13	255	15.9
2024-25	McN	34-0	671/19.7	150-343	.437	37-123	.301	78-95	.821	23	61	84	2.5	53-0	18	28	8	26	415	12.2
2025-26	Mem	9-2	169/18.8	34-82	.415	5-19	.263	11-19	.579	7	19	26	2.9	15-0	14	5	1	8	84	9.3
TOTAL FOR Mem		9-2	169/18.8	34-82	.415	5-19	.263	11-19	.579	7	19	26	2.9	15-0	14	5	1	8	84	9.3
TOTAL		92-8	1583/17.2	346-777	.445	91-276	.330	167-207	.807	54	205	259	2.8	141-1	54	60	32	58	950	10.3



31

THIERNO SYLLA
C | 6-11 | 210 | SR.
CONAKRY, GUINEA
ROYAL CROWN ACADEMIC / STEPHEN F. AUSTIN

2024-25 (STEPHEN F. AUSTIN)

- Appeared in 25 games off the bench, averaging 3.1 points and 2.6 re-bounds in roughly 9.4 minutes per game
- He shot 36.8 % from the field and knocked down 24.1 % of his three-point attempts

2023-24 (STEPHEN F. AUSTIN)

- Played in 32 games, starting 10, and averaged 4.3 points and 3.9 rebounds per contest in about 14.9 minutes
- His FG percentage was a solid 38.1 %, with a 27.9 % conversion from beyond the arc
- The season included a standout performance: a 20-point, 11-rebound double-double against Jacksonville on December 6, 2023

2022-23 (UCF)

- Made 27 appearances, providing a spark from deep where he shot an impressive 36.4 % from three-point range in 6.2 minutes per game
- Averaged 2.2 points and 1.1 rebounds per contest

HIGH SCHOOL / PERSONAL

- Played at Royal Crown Academic School in Ontario, Canada
- Named Defensive player of the year of the OSBA league along with a first team all-star nod as a senior
- Also played soccer, starting as a striker on varsity
- Born in Conakry, Guinea
- Son to Mariana Kesso and Mohamed Cheikh

2025-26 GAME-BY-GAME

Date	Opponent	GS	Min	FG/A	PCT.	3FG/A	PCT	FT/A	PCT	OFF	DEF	TOTAL	AVG	PF	AST	TO	BLK	STL	PTS	AVG
Nov. 8	San Francisco	*	23	2-4	.500	0-0	.000	0-1	.000	2	3	5	5.0	3	0	1	0	0	4	4.0
Nov. 11	at Ole Miss	*	18	1-2	.500	0-0	.000	1-2	.500	1	4	5	5.0	5	1	0	2	0	3	3.5
Nov. 16	UNLV	*	14	1-2	.500	0-0	.000	0-0	.000	0	1	1	3.7	2	1	1	0	0	2	3.0
Nov. 20	vs. Purdue	-	-	-	-	-	-	-	-	-	-	-	-	-	-	-	-	-	-	-
Nov. 21	vs. Wake Forest	-	-	-	-	-	-	-	-	-	-	-	-	-	-	-	-	-	-	-
Nov. 26	Southern Illinois	*	11	2-2	1.000	0-0	.000	0-0	.000	0	1	1	3.0	2	0	0	0	0	4	3.3
Dec. 3	New Orleans	-	2	0-0	.000	0-0	.000	0-0	.000	0	1	1	2.6	0	0	0	0	0	0	2.6
Dec. 6	Baylor	-	2	0-0	.000	0-0	.000	0-0	.000	0	0	0	2.2	2	0	0	0	0	0	2.2
Dec. 13	at Louisville	-	-	-	-	-	-	-	-	-	-	-	-	-	-	-	-	-	-	-
Dec. 17	Vanderbilt																			
Dec. 20	at Miss. State																			
Dec. 22	Alabama State																			
Dec. 31	North Texas																			
Jan. 3	at Rice																			
Jan. 11	at Florida Atlantic																			
Jan. 14	Temple																			
Jan. 18	UTSA																			
Jan. 21	at Tulsa																			
Jan. 24	at Wichita state																			
Jan. 29	Florida Atlantic																			
Feb. 1	Tulane																			
Feb. 5	at UAB																			
Feb. 8	Charlotte																			
Feb. 12	at North Texas																			
Feb. 14	at Utah State																			
Feb. 19	at South Florida																			
Feb. 22	UAB																			
Feb. 26	Wichita State																			
March 1	at East Carolina																			
March 5	South Florida																			
March 8	at Tulane																			
March 11	American Champ.																			
March 12	American Champ.																			
March 13	American Champ.																			


SEASON/CAREER HIGHS

	SEASON		CAREER		AMERICAN CONFERENCE	
POINTS	4	2x, last vs. SIU (11/26/25)	20	vs. Jacksonville (12/6/23)	-	-
FG	2	2x, last vs. SIU (11/26/25)	7	vs. Jacksonville (12/6/23)	-	-
FGA	4	vs. San Francisco (11/8/25)	11	vs. Jacksonville (12/6/23)	-	-
3FG	-	-	2	7x, last at New Orleans (2/3/25)	-	-
3FGA	-	-	5	2x, last vs. West Virginia (1/23/24)	-	-
FT	1	at Ole Miss (11/11/25)	4	3x, last vs. Texas Wesleyan (12/20/24)	-	-
FTA	2	at Ole Miss (11/11/25)	6	2x, last vs. Texas Wesleyan (12/20/24)	-	-
REBS	5	2x, last at Ole Miss (11/11/25)	11	vs. Jacksonville (12/6/23)	-	-
AST	1	2x, last vs. UNLV (11/16/25))	2	3x, last vs. Presbyterian (11/21/24)	-	-
BLK	2	at Ole Miss (11/11/25)	3	2x, last at East Texas A&M (2/17/25)	-	-
STL	-	-	3	vs. Texas Wesleyan (12/20/24)	-	-
MINS	23	vs. San Francisco (11/8/25)	29	at Cincinnati (1/27/24)	-	-

CAREER STATISTICS

				Field Goals		3-Point		F-Throws		Rebounds									Scoring	
SEASON	TEAM	GP-GS	MIN/AVG	FG-FGA	FG%	3FG-3FGA	3FG%	FT-FTA	FT%	OFF	DEF	TOT	AVG	PF-FO	A	TO	BLK	STL	PTS	AVG
2022-23	UCF	27-0	168/6.2	23-49	.469	12-33	.364	2-6	.333	10	20	30	1.1	38-1	4	10	11	3	60	2.2
2023-24	UCF	32-10	477/14.9	48-126	.381	17-61	.279	23-35	.657	39	85	124	3.9	38-0	8	21	14	10	136	4.3
2024-25	SFA	25-0	236/9.4	28-76	.368	7-29	.241	15-23	.652	20	46	66	2.6	32-0	9	27	14	6	78	3.1
2025-26	Mem	6-4	69/11.6	6-10	.600	0-0	.000	1-3	.333	3	10	13	2.2	14-1	2	2	2	0	13	2.2
TOTAL FOR Mem		6-4	69/11.6	6-10	.600	0-0	.000	1-3	.333	3	10	13	2.2	14-1	2	2	2	0	13	2.2
TOTAL		90-14	951/10.6	105-261	.402	36-123	.293	41-67	.612	72	161	233	2.6	122-2	23	60	41	19	287	3.2


2025-26 MEMPHIS MEN'S BASKETBALL ROSTER



QUANTE BERRY
G | 6-4 | 185 | R-JR.



DUG MCDANIEL
G | 5-11 | 175 | SR.




ZACH DAVIS
G | 6-7 | 200 | SR.




ASHTON HARDAWAY
F | 6-8 | 210 | JR.



AROP AROP
F | 6-11 | 180 | JR.



CURTIS GIVENS III
G | 6-3 | 185 | SO.



MASON MATTHEWS
F | 6-8 | 190 | SR.



SIMON MAJOK
C | 7-1 | 210 | FR.



AARON BRADSHAW
F | 7-1 | 215 | JR.



WILLIAM WHORTON
F | 6-8 | 220 | R-SO.



HASAN ABDUL HAKIM
F | 6-8 | 206 | SR.



JULIUS THEODFORD
G | 6-4 | 190 | SO.



TARIQ INGRAMHAM
F | 6-9 | 255 | GR.




SINCERE PARKER
G | 6-3 | 195 | SR.




THIERNO SYLLA
C | 6-11 | 225 | SR.



PENNY HARDAWAY
HEAD COACH



MIKE DAVIS
ASSISTANT COACH




JERMAINE JOHNSON
ASSISTANT COACH



ROY ROGERS
ASSISTANT COACH



ANDRE TURNER
PLAYER/ALUMNI RELATIONS



DARRELL BROWN JR.
PLAYER DEVELOPMENT