

2025 FOOTBALL



Week 13 - Games of November 22
Southeastern Conference Communications Office
SECsports.com • CollegePressBox.com

Chuck Dunlap (Primary SEC Football Contact) • cdunlap@sec.org • X/IG @SEC_Chuck
Ben Beaty (Secondary Football Contact) • bbeaty@sec.org • @BenBeaty
Phone: (205) 458-3000

	SEC	Pct.	PF	PA	Overall	Pct.	PF	PA	Home	Away	Neutral	Top 25	Top 10	Streak
Texas A&M	7-0	1.000	244	150	10-0	1.000	371	236	6-0	4-0	0-0	3-0	1-0	W19
Georgia	7-1	.875	263	175	9-1	.900	336	188	5-1	3-0	1-0	3-1	2-0	W6
Alabama	6-1	.857	188	133	8-2	.800	316	178	5-1	3-1	0-0	4-1	1-1	L1
Ole Miss	6-1	.857	228	184	10-1	.909	409	222	8-0	2-1	0-0	2-1	1-1	W4
Texas	4-2	.667	149	152	7-3	.700	276	183	4-0	2-3	1-0	2-2	2-2	L1
Oklahoma	4-2	.667	138	129	8-2	.800	283	148	4-1	4-0	0-1	4-2	1-1	W2
Vanderbilt	4-2	.667	169	143	8-2	.800	383	222	6-0	2-2	0-0	3-2	2-1	W1
Missouri	3-3	.500	152	146	7-3	.700	349	199	6-2	1-1	0-0	1-3	0-3	W1
Tennessee	3-3	.500	219	213	7-3	.700	434	289	4-2	2-1	1-0	0-3	0-2	W1
LSU	3-4	.429	140	166	6-4	.600	236	193	5-1	1-3	0-0	1-4	1-2	W1
Kentucky	2-5	.286	145	182	5-5	.500	259	231	4-3	1-2	0-0	0-4	0-1	W3
Florida	2-5	.286	130	192	3-7	.300	208	236	3-1	0-5	0-1	1-5	1-5	L3
Auburn	1-6	.143	128	162	4-6	.400	239	204	2-3	2-3	0-0	0-5	0-2	L2
Mississippi State	1-6	.143	188	265	5-6	.455	347	312	3-3	2-3	0-0	1-5	1-2	L2
South Carolina	1-7	.125	145	209	3-7	.300	207	230	2-3	0-4	1-0	0-6	0-3	L5
Arkansas	0-6	.000	189	214	2-8	.200	341	323	2-4	0-4	0-0	0-4	0-1	L8

NOTES: The SEC has only two non-conference losses to opponents ranked outside the current AP Top 25, while all other conferences have five or more.
vs. TOP 25 - RECORD vs. TEAMS IN TOP 25 (AP, USA Today) WHEN GAME WAS PLAYED; TEAMS LISTED IN ALPHABETICAL ORDER UNLESS TIE-BREAKER APPLICABLE

TWO WEEKS REMAIN IN REGULAR SEASON

SATURDAY, NOVEMBER 22

Samford (1-10) at Texas A&M (10-0, 7-0 SEC)	Series: First Meeting
11 a.m. CT • SEC+	
Bryan - College Station, Texas • Kyle Field (102,733)	SiriusXM: 117/191
Missouri (7-3, 3-3 SEC) at Oklahoma (8-2, 4-2 SEC)	Series: OU leads, 67-25-2
11 a.m. CT • ABC	Last: MIZ, 30-23 (2024 at Columbia)
Norman, Okla. • Oklahoma Memorial Stadium (83,489)	SiriusXM: 82 - 84
Charlotte (1-9) at Georgia (9-1, 7-1 SEC)	Series: First Meeting
12:45 p.m. ET • SEC Network	
Athens, Ga. • Dooley Field at Sanford Stadium (93,033)	SiriusXM: 106/190
Eastern Illinois (3-8) at Alabama (8-2, 6-1 SEC)	Series: First Meeting
1 p.m. CT • SEC+	
Tuscaloosa, Ala. • Saban Field at Bryant-Denny Stadium (100,077)	SiriusXM: 138/192
Mercer (9-1) at Auburn (4-6, 1-6 SEC)	Series: AU leads, 13-0
1 p.m. CT • SEC+	
Auburn, Ala. • Jordan-Hare Stadium (88,043)	SiriusXM: 209/201

Arkansas (2-8, 0-6 SEC) at Texas (7-3, 4-3 SEC)	Series: TEX leads, 57-23
2:30 p.m. CT • ABC	Last: TEX 20-10 (2024 at Fayetteville)
Austin, Texas • Darrell K Royal-Texas Memorial Stadium (100,119)	SiriusXM: 389 - 117/191
Kentucky (5-5, 2-5 SEC) at Vanderbilt (8-2, 4-2 SEC)	Series: UK leads, 49-44-4
2:30 p.m. CT • ESPN	Last: VU, 20-13 (2024 at Lexington)
Nashville, Tenn. • FirstBank Stadium (35,000)	SiriusXM: 390 - 81
Coastal Carolina (6-4) at South Carolina (3-7, 1-7 SEC)	Series: SC leads, 2-0
4:15 p.m. ET • SEC Network	
Columbia, S.C. • Williams-Brice Stadium (77,559)	SiriusXM: 106/190
Tennessee (7-3, 3-3 SEC) at Florida (3-7, 2-5 SEC)	Series: UF leads, 32-22
7:30 p.m. ET • ABC	Last: UT, 23-17 (2024 at Knoxville)
Gainesville, Fla. • Spurrier Field at Ben Hill Griffin Stadium	SiriusXM: 117/191 - 84
Western Kentucky (8-2) at LSU (6-4, 3-4 SEC)	Series: LSU leads, 1-0
6:45 p.m. CT • SEC Network	
Baton Rouge, La. • Tiger Stadium (102,321)	SiriusXM: 106/190

Open Date: Ole Miss (10-1, 6-1 SEC); Mississippi State (5-6, 1-6 SEC).



Football Student-Athlete Availability Reports:
www.SECsports.com/FBreports



In memory of SEC Executive Associate Commissioner Mark Womack



SECsports.com • CollegePressBox.com • SECsportsMedia.com • @SEC
SEC on Facebook, Instagram, X/Twitter, TikTok

#ItJustMeansMore



2025 SEC Football

2025 SOUTHEASTERN CONFERENCE TEAM SCHEDULES AND RESULTS

ALABAMA CRIMSON TIDE (8-2, 6-1 SEC)

Home Stadium: Saban Field at Bryant-Denny Stadium (100,077)

Aug. 30	[8/8] at Florida State (rv/rv) L, 17-31	ABC	67,277
Sept. 6	[21/20] UL-MONROE W, 73-0	SEC Network	100,077
Sept. 13	[19/18] WISCONSIN W, 38-14	ABC	100,077
Sept. 20	Open Date		
Sept. 27	[17/16] at Georgia (5/3) W, 24-21	ABC	93,033
Oct. 4	[10/11] VANDERBILT (16/17) W, 30-14	ABC	100,077
Oct. 11	[8/8] at Missouri (14/14) W, 24-21	ABC	57,321
Oct. 18	[6/6] TENNESSEE (11/11) W, 37-20	ABC	100,077
Oct. 25	[4/4] at South Carolina W, 29-22	ABC	79,537
Nov. 1	Open Date		
Nov. 8	[4/4] LSU (rv/rv) W, 20-9	ABC	100,077
Nov. 15	[4/4] OKLAHOMA (11/10) L, 21-23	ABC	100,077
Nov. 22	[10/10] EASTERN ILLINOIS	SEC+ 1 p.m. CT	
Nov. 29	at Auburn	ABC 6:30 p.m. CT	

ARKANSAS RAZORBACKS (2-8, 0-6 SEC)

Home Stadium(s): Reynolds Razorback (76,000); War Memorial (54,120)

Aug. 30	[-/RV] ALABAMA A&M W, 52-7	SEC Network	70,827
Sept. 6	ARKANSAS ST. (Little Rock) W, 56-14	SEC+/ESPN+	54,224
Sept. 13	at Ole Miss (17/13) L, 35-41	ESPN	65,068
Sept. 20	at Memphis (-/rv) L, 31-21	ABC	39,861
Sept. 27	NOTRE DAME (22/21) L, 13-56	ABC	75,111
Oct. 4	Open Date		
Oct. 11	at Tennessee (12/12) L, 31-34	SEC Network	101,915
Oct. 18	TEXAS A&M (4/4) L, 42-45	ESPN	73,845
Oct. 25	AUBURN L, 24-33	SEC Network	68,922
Nov. 1	MISSISSIPPI STATE L, 35-38	SEC Network	68,358
Nov. 8	Open Date		
Nov. 15	at LSU L, 22-23	SEC Network	100,212
Nov. 22	at Texas (17/18)	ABC 2:30 p.m. CT	
Nov. 29	MISSOURI	SEC Network 2:30 p.m. CT	

AUBURN TIGERS (4-6, 1-6 SEC)

Home Stadium: Jordan-Hare Stadium (88,043)

Aug. 29	[RV/RV] at Baylor (rv/rv) W, 38-24	FOX	45,233
Sept. 6	[RV/RV] BALL STATE W, 42-3	ESPNU	88,043
Sept. 13	[24/RV] SOUTH ALABAMA W, 31-15	SEC Network	88,043
Sept. 20	[22/25] Oklahoma (11/12) L, 17-24	ABC	83,639
Sept. 27	[RV/RV] at Texas A&M (9/9) L, 10-16	ESPN	108,449
Oct. 4	Open Date		
Oct. 11	[RV/RV] GEORGIA (10/9) L, 10-20	ABC	88,043
Oct. 18	MISSOURI (16/16) L, 17-23 [2 OT]	SEC Network	88,043
Oct. 25	at Arkansas W, 33-24	SEC Network	68,922
Nov. 1	KENTUCKY L, 3-10	SEC Network	88,043
Nov. 8	at Vanderbilt (15/16) L, 38-45 [OT]	SEC Network	35,000
Nov. 15	Open Date		
Nov. 22	MERCER	SEC+ 1 p.m. CT	
Nov. 29	ALABAMA	ABC 6:30 p.m. CT	

FLORIDA GATORS (3-7, 2-5 SEC)

Home Stadium: Steve Spurrier-Florida Field at Ben Hill Griffin Stadium (88,548)

Aug. 30	[15/17] LONG ISLAND W, 55-0	SEC+/ESPN+	89,451
Sept. 6	[13/15] SOUTH FLORIDA (rv/rv) L, 16-18	SEC Network	89,909
Sept. 13	[RV/RV] at LSU (3/4) L, 10-20	ABC	102,158
Sept. 20	at Miami (4/6) L, 7-26	ABC	66,713
Sept. 27	Open Date		
Oct. 4	TEXAS (9/7) W, 29-21	ESPN	90,714
Oct. 11	at Texas A&M (5/5) L, 17-34	ESPN	105,086
Oct. 18	MISSISSIPPI STATE (rv/-) W, 23-21	SEC Network	90,203
Oct. 25	Open Date		
Nov. 1	vs. Georgia (5/5) (Jacksonville) L, 20-24	ABC	76,131
Nov. 8	at Kentucky L, 7-38	SEC Network	56,388
Nov. 15	at Ole Miss (6/7) L, 24-34	ESPN	68,138
Nov. 22	TENNESSEE (20/20)	ABC 7:30 p.m. ET	
Nov. 29	FLORIDA STATE	ESPN2 TBD	

GEORGIA BULLDOGS (9-1, 7-1 SEC)

Home Stadium: Dooley Field at Sanford Stadium (93,033)

Aug. 30	[5/4] MARSHALL W, 45-7	ESPN	93,033
Sept. 6	[4/3] AUSTIN PEAY W, 28-6	SEC+/ESPN+	93,033
Sept. 13	[6/3] at Tennessee (15/15) W, 44-41 [OT]	ABC	101,915
Sept. 20	Open Date		
Sept. 27	[5/3] ALABAMA (17/16) L, 21-24	ABC	93,033
Oct. 4	[12/10] KENTUCKY W, 35-14	ABC	93,033
Oct. 11	[10/9] at Auburn (rv/rv) W, 20-10	ABC	88,043
Oct. 18	[9/7] OLE MISS (5/5) W, 43-35	ABC	93,033
Oct. 25	Open Date		
Nov. 1	[5/5] vs. Florida (Jacksonville) W, 24-20	ABC	76,131
Nov. 8	[5/5] at Mississippi State W, 41-21	ESPN	53,021
Nov. 15	[5/5] TEXAS (10/10) W, 35-10	ABC	93,033
Nov. 22	[4/4] CHARLOTTE	SEC Network 12:45 p.m. ET	
Nov. 28	vs. Georgia Tech (Atlanta)	ABC 3:30 p.m. ET	

KENTUCKY WILDCATS (5-5, 2-5 SEC)

Home Stadium: Kroger Field (61,000)

Aug. 30	TOLEDO W, 24-16	SEC Network	56,457
Sept. 6	OLE MISS (20/14) L, 23-30	ABC	58,346
Sept. 13	EASTERN MICHIGAN W, 48-23	ESPNU	58,489
Sept. 20	Open Date		
Sept. 27	at South Carolina L, 13-35	SEC Network	79,266
Oct. 4	at Georgia (12/10) L, 14-35	ABC	93,033
Oct. 11	Open Date		
Oct. 18	TEXAS (21/17) L, 13-16 [OT]	ESPN	60,937
Oct. 25	TENNESSEE (17/17) L, 34-56	SEC Network	60,153
Nov. 1	at Auburn W, 10-3	SEC Network	88,043
Nov. 8	FLORIDA W, 38-7	SEC Network	56,388
Nov. 15	TENNESSEE TECH W, 42-10	SEC+ 53,686	
Nov. 22	at Vanderbilt (12/13)	ESPN 3:30 p.m. ET	
Nov. 29	at Louisville	ACC Network Noon ET	

2025 SEC Football

2025 SOUTHEASTERN CONFERENCE TEAM SCHEDULES AND RESULTS

LSU TIGERS (6-4, 3-4 SEC)

Home Stadium: Tiger Stadium (102,321)

Aug. 30	[9/9] at Clemson (4/6) W, 17-10	ABC	81,500
Sept. 6	[3/4] LOUISIANA TECH W, 23-7	SEC+/ESPN+	101,667
Sept. 13	[3/4] FLORIDA (rv/rv) W, 20-10	ABC	102,158
Sept. 20	[3/4] SE LOUISIANA W, 56-10	SEC Network	102,219
Sept. 27	[4/4] at Ole Miss (13/11) L, 19-24	ABC	67,737
Oct. 4	Open Date		
Oct. 11	[11/11] SOUTH CAROLINA W, 20-10	SEC Network	101,921
Oct. 18	[10/10] at Vanderbilt (17/18) L, 24-31	ABC	35,000
Oct. 25	[20/19] TEXAS A&M (3/3) L, 25-49	ABC	101,924
Nov. 1	Open Date		
Nov. 8	[RV/RV] at Alabama (4/4) L, 9-20	ABC	100,077
Nov. 15	ARKANSAS W, 23-22	SEC Network	100,212
Nov. 22	WESTERN KENTUCKY	SEC Network	6:45 p.m. CT
Nov. 29	at Oklahoma	TBD	2:30 p.m. CT

OLE MISS REBELS (10-1, 6-1 SEC)

Home Stadium: Vaught-Hemingway Stadium (64,038)

Aug. 30	[21/15] GEORGIA STATE W, 63-7	SEC Network	66,378
Sept. 6	[20/14] at Kentucky W, 30-23	ABC	58,346
Sept. 13	[17/13] ARKANSAS W, 41-35	ESPN	65,068
Sept. 20	[13/11] TULANE (rv/rv) W, 45-10	ESPN	65,644
Sept. 27	[13/11] LSU (4/4) W, 24-19	ABC	67,737
Oct. 4	Open Date		
Oct. 11	[4/4] WASHINGTON STATE W, 24-21	SEC Network	66,392
Oct. 18	[5/5] at Georgia (9/7) L, 35-43	ABC	93,033
Oct. 25	[8/8] at Oklahoma (13/11) W, 34-26	ABC	83,468
Nov. 1	[7/8] SOUTH CAROLINA W, 30-14	ESPN	67,491
Nov. 8	[7/7] THE CITADEL W, 49-0	SEC+/ESPN+	67,326
Nov. 15	[6/7] FLORIDA W, 34-24	ESPN	68,138
Nov. 22	Open Date		
Nov. 28	at Mississippi State	ABC	11 a.m. CT

MISSISSIPPI STATE BULLDOGS (5-6, 1-6 SEC)

Home Stadium: Davis Wade Stadium at Scott Field (60,311)

Aug. 30	at Southern Miss W, 34-17	ESPN	33,485
Sept. 6	ARIZONA STATE (12/10) W, 24-20	ESPN2	50,808
Sept. 13	[RV/RV] ALCORN STATE W, 63-0	SEC+/ESPN+	49,158
Sept. 20	[RV/RV] NORTHERN ILLINOIS W, 38-10	SEC Network	45,803
Sept. 27	[RV/RV] TENNESSEE (15/15) L, 34-41 [OT]	SEC Network	60,417
Oct. 4	[RV/RV] at Texas A&M (6/5) L, 9-31	SEC Network	108,572
Oct. 11	Open Date		
Oct. 18	[rv/-] at Florida L, 21-23	SEC Network	90,203
Oct. 25	TEXAS (22/18) L, 38-45 [OT]	SEC Network	52,680
Nov. 1	at Arkansas W, 38-35	SEC Network	68,358
Nov. 8	GEORGIA (5/5) L, 21-41	ESPN	53,021
Nov. 15	at Missouri (rv/24) L, 27-49	SEC Network	57,321
Nov. 22	Open Date		
Nov. 28	OLE MISS	ABC	11 a.m. CT

MISSOURI TIGERS (7-3, 3-3 SEC)

Home Stadium: Memorial Stadium - Faurot Field (57,321)

Aug. 28	[RV/RV] CENTRAL ARKANSAS W, 61-6	SEC Network	57,321
Sept. 6	[RV/RV] KANSAS (rv/rv) W, 42-31	ESPN2	57,321
Sept. 13	[25/RV] UL-LAFAYETTE W, 52-10	SEC+/ESPN+	57,321
Sept. 20	[23/22] SOUTH CAROLINA (rv/24) W, 29-20	ESPN	57,321
Sept. 27	[20/19] UMASS W, 42-6	ESPNU	57,321
Oct. 4	Open Date		
Oct. 11	[14/14] ALABAMA (8/8) L, 21-24	ABC	57,321
Oct. 18	[16/16] at Auburn W, 23-17 [2 OT]	SEC Network	88,043
Oct. 25	[15/14] at Vanderbilt (10/12) L, 10-17	ESPN	35,000
Nov. 1	Open Date		
Nov. 8	[19/17] TEXAS A&M (3/3) L, 17-38	ABC	57,321
Nov. 15	[RV/24] MISSISSIPPI STATE W, 49-27	SEC Network	57,321
Nov. 22	[23/21] at Oklahoma (8/8)	ABC	11 a.m. CT
Nov. 29	at Arkansas	SEC Network	2:30 p.m. CT

OKLAHOMA SOONERS (8-2, 4-2 SEC)

Home Stadium: Oklahoma Memorial Stadium (80,126)

Aug. 30	[18/RV] ILLINOIS STATE W, 35-3	SEC+/ESPN+	83,218
Sept. 6	[18/24] MICHIGAN (15/13) W, 24-13	ABC	84,107
Sept. 13	[13/16] at Temple W, 42-3	ESPN2	24,927
Sept. 20	[11/12] AUBURN (22/25) W, 24-17	ABC	83,639
Sept. 27	Open Date		
Oct. 4	[5/8] KENT STATE W, 44-0	SEC Network	83,016
Oct. 11	[6/6] vs. Texas (rv/19) (Dallas) L, 6-23	ABC	92,100
Oct. 18	[14/13] at South Carolina W, 26-7	SEC Network	78,680
Oct. 25	[13/11] OLE MISS (8/8) L, 26-34	ABC	83,468
Nov. 1	[18/18] at Tennessee (14/14) W, 33-27	ABC	101,915
Nov. 8	Open Date		
Nov. 15	[11/10] at Alabama (4/4) W, 23-21	ABC	100,077
Nov. 22	[8/8] MISSOURI (23/21)	ABC	11 a.m. CT
Nov. 29	LSU	TBD	2:30 p.m. CT

SOUTH CAROLINA GAMECOCKS (3-7, 1-7 SEC)

Home Stadium: Williams-Brice Stadium (77,559)

Aug. 31	[13/13] vs. Virginia Tech (Atlanta) W, 24-11	ESPN	55,531
Sept. 6	[10/11] SOUTH CAROLINA ST. W, 38-10	SEC+/ESPN+	79,705
Sept. 13	[11/10] VANDERBILT (rv/rv) L, 7-31	SEC Network	79,873
Sept. 20	[RV/24] at Missouri (23/22) L, 20-29	ESPN	57,321
Sept. 27	KENTUCKY W, 35-13	SEC Network	79,266
Oct. 4	Open Date		
Oct. 11	at LSU (11/11) L, 10-20	SEC Network	101,921
Oct. 18	OKLAHOMA (14/13) L, 7-26	SEC Network	78,680
Oct. 25	ALABAMA (4/4) L, 22-29	ABC	79,537
Nov. 1	at Ole Miss (7/8) L, 14-30	ESPN	67,491
Nov. 8	Open Date		
Nov. 15	at Texas A&M (3/3) L, 30-31	ESPN	108,582
Nov. 22	COASTAL CAROLINA	SEC Network	4:15 p.m. ET
Nov. 29	CLEMSON	SEC Network	Noon ET

Team's AP & USA Today Rankings Listed Before Opponent's Name & Opponents' Rankings Listed after its Name (at time of game)

BOLD denotes home game ; * - SEC Game

2025 SEC Football

2025 SOUTHEASTERN CONFERENCE TEAM SCHEDULES AND RESULTS

TENNESSEE VOLUNTEERS (7-3, 3-3 SEC)

Home Stadium: Neyland Stadium (101,915)

Aug. 30	[24/18] vs. Syracuse (Atlanta)	W, 45-26	ABC	45,918
Sept. 6	[22/17] ETSU	W, 72-17	SEC+/ESPN+	101,915
Sept. 13	[15/15] GEORGIA (6/3)	L, 41-44 [OT]	ABC	101,915
Sept. 20	[15/15] UAB	W, 56-24	SEC Network	101,915
Sept. 27	[15/15] at Mississippi State (rv/rv)	W, 41-34 [OT]	SEC Network	60,417
Oct. 4	Open Date			
Oct. 11	[12/12] ARKANSAS	W, 34-31	SEC Network	101,915
Oct. 18	[11/11] at Alabama (6/6)	L, 20-37	ABC	100,077
Oct. 25	[17/17] at Kentucky	W, 56-34	SEC Network	60,153
Nov. 1	[14/14] OKLAHOMA (18/18)	L, 27-33	ABC	101,915
Nov. 8	Open Date			
Nov. 15	[21/20] NEW MEXICO STATE	W, 42-9	SEC Network	101,915
Nov. 22	[20/20] at Florida		ABC 7:30 p.m. ET	
Nov. 29	VANDERBILT		TBD 3:30 p.m. ET	

TEXAS LONGHORNS (7-3, 4-2 SEC)

Home Stadium: Darrell K Royal Memorial Stadium (100,119)

Aug. 30	[1/1] at Ohio State (3/2)	L, 7-14	FOX	107,524
Sept. 6	[7/6] SAN JOSE STATE	W, 38-7	ABC	100,841
Sept. 13	[7/7] UTEP	W, 27-10	SEC Network	102,025
Sept. 20	[8/7] SAM HOUSTON	W, 55-0	SEC+/ESPN+	103,003
Sept. 27	Open Date			
Oct. 4	[9/7] at Florida	L, 21-29	ESPN	90,714
Oct. 11	[RV/19] vs. Oklahoma (6/6) (Dallas)	W, 23-6	ABC	92,100
Oct. 18	[21/17] at Kentucky	W, 16-13 [OT]	ESPN	60,937
Oct. 25	[22/18] at Mississippi State	W, 45-38 [OT]	SEC Network	52,680
Nov. 1	[20/19] VANDERBILT (9/11)	W, 34-31	ABC	102,338
Nov. 8	Open Date			
Nov. 15	[10/10] at Georgia (5/5)	L, 10-35	ABC	93,033
Nov. 22	[17/18] ARKANSAS		ABC 2:30 p.m. CT	
Nov. 28	TEXAS A&M		ABC 6:30 p.m. CT	

TEXAS A&M AGGIES (10-0, 7-0 SEC)

Home Stadium: Kyle Field (102,733)

Aug. 30	[19/21] UTSA	W, 42-24	ESPN	107,521
Sept. 6	[19/22] UTAH STATE	W, 44-22	SEC Network	100,026
Sept. 13	[16/17] at Notre Dame (8/8)	W, 41-40	NBC	77,622
Sept. 20	Open Date			
Sept. 27	[9/9] AUBURN (rv/rv)	W, 16-10	ESPN	108,449
Oct. 4	[6/5] MISSISSIPPI STATE (rv/rv)	W, 31-9	SEC Network	108,572
Oct. 11	[5/5] FLORIDA	W, 34-17	ESPN	105,086
Oct. 18	[4/4] at Arkansas	W, 45-42	ESPN	73,845
Oct. 25	[3/3] at LSU (20/19)	W, 49-25	ABC	101,924
Nov. 1	Open Date			
Nov. 8	[3/3] at Missouri (19/17)	W, 38-17	ABC	57,321
Nov. 15	[3/3] SOUTH CAROLINA	W, 31-30	ESPN	108,582
Nov. 22	[3/3] SAMFORD	SEC+	11 a.m. CT	
Nov. 28	at Texas		ABC 6:30 p.m. CT	

VANDERBILT COMMODORES (8-2, 4-2 SEC)

Home Stadium: FirstBank Stadium (35,000)

Aug. 30	[-/RV] CHARLESTON SOUTHERN	W, 45-3	SEC+/ESPN+	35,000
Sept. 6	[-/RV] at Virginia Tech	W, 44-20	ACC Network	65,632
Sept. 13	[RV/RV] at South Carolina (11/10)	W, 31-7	SEC Network	79,873
Sept. 20	[20/23] GEORGIA STATE	W, 70-21	ESPNU	35,000
Sept. 27	[18/20] UTAH STATE	W, 55-35	SEC Network	33,688
Oct. 4	[16/17] at Alabama (10/11)	L, 14-30	ABC	100,077
Oct. 11	Open Date			
Oct. 18	[17/18] LSU (10/10)	W, 31-24	ABC	35,000
Oct. 25	[10/12] MISSOURI (15/14)	W, 17-10	ESPN	35,000
Nov. 1	[9/11] at Texas (20/19)	L, 31-34	ABC	102,338
Nov. 8	[15/16] AUBURN	W, 45-38 [OT]	SEC Network	35,000
Nov. 15	Open Date			
Nov. 22	[12/13] KENTUCKY		ESPN 2:30 p.m. CT	
Nov. 29	at Tennessee		TBD 2:30 p.m. CT	

2025 SEC WEEK-BY-WEEK SCHEDULES AND RESULTS
August 28

Central Arkansas (6) at Missouri (61) [TV: 5-6]

August 29

Auburn (38) at Baylor (24) [TV: 8]

August 30

Alabama (17) at Florida State (31) [TV: 1-6]

Alabama A&M (7) at Arkansas (52) [TV: 5-6]

Long Island (0) at Florida (55) [TV: 10]

Marshall (7) at Georgia (45) [TV: 2-6]

Toledo (16) at Kentucky (24) [TV: 5-6]

LSU (17) at Clemson (10) [TV: 1-6]

Georgia State (7) at Ole Miss (63) [TV: 5-6]

Mississippi State (34) at Southern Miss (17) [TV: 2-6]

Illinois State (3) at Oklahoma (35) [TV: 10]

Tennessee (45) vs. Syracuse (26) (Atlanta) [TV: 1-6]

Texas (7) at Ohio State (14) [TV: 8]

UTSA (24) at Texas A&M (42) [TV: 2-6]

Charleston Southern (3) at Vanderbilt (45) [TV: 10]

August 31

South Carolina (24) vs. Virginia Tech (11) (Atlanta)

September 6

UL-Monroe (0) at Alabama (73) [TV: 5-6]

Arkansas State (14) at Arkansas (56) (Little Rock) [TV: 10]

Ball State (3) at Auburn (42) [TV: 4-6]

South Florida (18) at Florida (16) [TV: 5-6]

Austin Peay (6) at Georgia (28) [TV: 10]

Ole Miss (30) at Kentucky (23) [TV: 1-6]

Louisiana Tech (7) at LSU (23) [TV: 10]

Arizona State (20) at Mississippi State (24) [TV: 3-6]

Kansas (31) at Missouri (42) [TV: 3-6]

Michigan (13) at Oklahoma (24) [TV: 1-6]

South Carolina State (10) at South Carolina (38) [TV: 10]

ETSU (17) at Tennessee (72) [TV: 10]

San Jose State (7) at Texas (38) [TV: 1-6]

Utah State (22) at Texas A&M (44) [TV: 5-6]

Vanderbilt (44) at Virginia Tech (20) [TV: 13]

September 13

Wisconsin (14) at Alabama (38) [TV: 1-6]

South Alabama (15) at Auburn (31) [TV: 5-6]

E. Michigan (23) at Kentucky (48) [TV: 4-6]

Florida (10) at LSU (20) [TV: 1-6]

Arkansas (35) at Ole Miss (41) [TV: 2-6]

Alcorn State (0) at Mississippi State (63) [TV: 10]

UL-Lafayette (10) at Missouri (52) [TV: 10]

Oklahoma (42) at Temple (3) [TV: 3-6]

Vanderbilt (31) at South Carolina (7) [TV: 5-6]

Georgia (44) at Tennessee (41) OT [TV: 1-6]

UTEP (10) at Texas (27) [TV: 5-6]

Texas A&M (41) at Notre Dame (40) [TV: 14]

September 20

Arkansas (31) at Memphis (32) [TV: 1-6]

Florida (7) at Miami (26) [TV: 1-6]

SE Louisiana (10) at LSU (56) [TV: 5-6]

Tulane (10) at Ole Miss (45) [TV: 2-6]

N. Illinois (10) at Mississippi State (38) [TV: 5-6]

South Carolina (20) at Missouri (29) [TV: 2-6]

Auburn (17) at Oklahoma (24) [TV: 1-6]

UAB (24) at Tennessee (56) [TV: 5-6]

Sam Houston (0) at Texas (55) [TV: 10]

Georgia State (21) at Vanderbilt (70) [TV: 4-6]

September 27

Notre Dame (56) at Arkansas (13) [TV: 1-6]

Alabama (24) at Georgia (21) [TV: 1-6]

LSU (19) at Ole Miss (24) [TV: 1-6]

Tennessee (41) at Mississippi State (34) OT [TV: 5-6]

UMass (6) at Missouri (42) [TV: 4-6]

Kentucky (13) at South Carolina (35) [TV: 5-6]

Auburn (10) at Texas A&M (16) [TV: 2-6]

Utah State (35) at Vanderbilt (55) [TV: 5-6]

October 4

Vanderbilt (14) at Alabama (30) [TV: 1-6]

Texas (21) at Florida (29) [TV: 2-6]

Kentucky (14) at Georgia (35) [TV: 1-6]

Kent State (0) at Oklahoma (44) [TV: 5-6]

Mississippi State (9) at Texas A&M (31) [TV: 5-6]

October 11

Georgia (20) at Auburn (10) [TV: 1-6]

South Carolina (10) at LSU (20) [TV: 5-6]

Washington State (21) at Ole Miss (24) [TV: 5-6]

Alabama (24) at Missouri (21) [TV: 1-6]

Arkansas (31) at Tennessee (34) [TV: 5-6]

Oklahoma (6) vs. Texas (23) (Dallas) [TV: 1-6]

Florida (17) at Texas A&M (34) [TV: 2-6]

October 18

Tennessee (20) at Alabama (37) [TV: 1-6]

Texas A&M (45) at Arkansas (42) [TV: 2-6]

Missouri (23) at Auburn (17) OT [TV: 5-6]

Mississippi State (21) at Florida (23) [TV: 5-6]

Ole Miss (35) at Georgia (43) [TV: 1-6]

Texas (16) at Kentucky (13) OT [TV: 2-6]

Oklahoma (26) at South Carolina (7) [TV: 5-6]

LSU (24) at Vanderbilt (31) [TV: 1-6]

October 25

Auburn (33) at Arkansas (24) [TV: 5-6]

Tennessee (56) at Kentucky (34) [TV: 5-6]

Texas A&M (49) at LSU (25) [TV: 1-6]

Texas (45) at Mississippi State (38) OT [TV: 5-6]

Ole Miss (34) at Oklahoma (26) [TV: 1-6]

Alabama (29) at South Carolina (22) [TV: 1-6]

Missouri (10) at Vanderbilt (17) [TV: 2-6]

November 1

Mississippi State (38) at Arkansas (35) [TV: 5-6]

Kentucky (10) at Auburn (3) [TV: 5-6]

Georgia (24) vs. Florida (20) (Jacksonville) [TV: 1-6]

South Carolina (14) at Ole Miss (30) [TV: 2-6]

Oklahoma (33) at Tennessee (27) [TV: 1-6]

Vanderbilt (31) at Texas (34) [TV: 1-6]

November 8

LSU (9) at Alabama (20) [TV: 1-6]

Florida (7) at Kentucky (38) [TV: 5-6]

The Citadel (0) at Ole Miss (49) [TV: 10]

Georgia (41) at Mississippi State (21) [TV: 2-6]

Texas A&M (38) at Missouri (17) [TV: 1-6]

Auburn (38) at Vanderbilt (45) OT [TV: 5-6]

November 15

Oklahoma (23) at Alabama (21) [TV: 1-6]

Texas (10) at Georgia (35) [TV: 1-6]

Tennessee Tech (10) at Kentucky (42) [TV: 10]

Arkansas (22) at LSU (23) [TV: 5-6]

Florida (24) at Ole Miss (34) [TV: 2-6]

Mississippi State (27) at Missouri (49) [TV: 5-6]

New Mexico State (9) at Tennessee (42) [TV: 5-6]

South Carolina (30) at Texas A&M (31) [TV: 2-6]

November 22

Eastern Illinois at Alabama [TV: 10] (1 pm CT)

Mercer at Auburn [TV: 10] (1 pm CT)

Tennessee at Florida [TV: 1-6] (7:30 p.m. ET)

Charlotte at Georgia [TV: 5-6] (12:45 pm ET)

Western Kentucky at LSU [TV: 5-6] (6:45 p.m. CT)

Missouri at Oklahoma [TV: 1-6] (11 a.m. CT)

Coastal Carolina at S. Carolina [TV: 5-6] (4:15 p.m. ET)

Arkansas at Texas [TV: 1-6] (2:30 p.m. CT)

Samford at Texas A&M [TV: 10] (11 am CT)

Kentucky at Vanderbilt [TV: 2-6] (3:30 p.m. ET)

November 28

Georgia vs. Georgia Tech (Atlanta) [TV: 1-6] (3:30 pm ET)

Ole Miss at Mississippi State [TV: 1-6] (11 am CT)

Texas A&M at Texas [TV: 1-6] (6:30 pm CT)

November 29

Missouri at Arkansas [TV: 5-6] (2:30 p.m. CT)

Alabama at Auburn [TV: 1-6] (6:30 p.m. CT)

Florida State at Florida [TV: 3-6] (TBD ET)

Kentucky at Louisville [TV: 13] (Noon ET)

LSU at Oklahoma [TV: TBD] (2:30 p.m. CT)

Clemson at South Carolina [TV: 5-6] (Noon ET)

Vanderbilt at Tennessee [TV: TBD] (3:30 p.m. ET)

December 6

SEC Football Championship (Atlanta)



2025 SEC FOOTBALL SCHEDULE

As of July 25, 2025



	Aug. 30	Sept. 6	Sept. 13	Sept. 20	Sept. 27	Oct. 4	Oct. 11	Oct. 18	Oct. 25	Nov. 1	Nov. 8	Nov. 15	Nov. 22	Nov. 29
ALABAMA	FLORIDA STATE Tallahassee	LOUISIANA-MONROE Tuscaloosa	WISCONSIN Tuscaloosa		GEORGIA Athens	VANDERBILT Tuscaloosa	MISSOURI Columbia	TENNESSEE Tuscaloosa	SOUTH CAROLINA Columbia		LSU Tuscaloosa	OKLAHOMA Tuscaloosa	EASTERN ILLINOIS Tuscaloosa	AUBURN Auburn
ARKANSAS	ALABAMA A&M Fayetteville	ARKANSAS STATE Little Rock	OLE MISS Oxford	MEMPHIS Memphis	NOTRE DAME Fayetteville		TENNESSEE Knoxville	TEXAS A&M Fayetteville	AUBURN Fayetteville	MISSISSIPPI STATE Fayetteville		LSU Baton Rouge	TEXAS Austin	MISSOURI Fayetteville
AUBURN	BAYLOR Waco (Aug. 29)	BALL STATE Auburn	SOUTH ALABAMA Auburn	OKLAHOMA Norman	TEXAS A&M College Station		GEORGIA Auburn	MISSOURI Auburn	ARKANSAS Fayetteville	KENTUCKY Auburn	VANDERBILT Nashville		MERCER Auburn	ALABAMA Auburn
FLORIDA	LONG ISLAND Gainesville	SOUTH FLORIDA Gainesville	LSU Baton Rouge	MIAMI Miami		TEXAS Gainesville	TEXAS A&M College Station	MISSISSIPPI STATE Gainesville		GEORGIA Jacksonville	KENTUCKY Lexington	OLE MISS Oxford	TENNESSEE Gainesville	FLORIDA STATE Gainesville
GEORGIA	MARSHALL Athens	AUSTIN PEAY Athens	TENNESSEE Knoxville		ALABAMA Athens	KENTUCKY Athens	AUBURN Auburn	OLE MISS Athens		FLORIDA Jacksonville	MISSISSIPPI STATE Starkville	TEXAS Athens	CHARLOTTE Athens	GEORGIA TECH Atlanta (Nov. 28)
KENTUCKY	TOLEDO Lexington	OLE MISS Lexington	EASTERN MICHIGAN Lexington		SOUTH CAROLINA Columbia	GEORGIA Athens		TEXAS Lexington	TENNESSEE Lexington	AUBURN Auburn	FLORIDA Lexington	TENNESSEE TECH Lexington	VANDERBILT Nashville	LOUISVILLE Louisville
LSU	CLEMSON Clemson	LOUISIANA TECH Baton Rouge	FLORIDA Baton Rouge	SE LOUISIANA Baton Rouge	OLE MISS Oxford		SOUTH CAROLINA Baton Rouge	VANDERBILT Nashville	TEXAS A&M Baton Rouge		ALABAMA Tuscaloosa	ARKANSAS Baton Rouge	WESTERN KENTUCKY Baton Rouge	OKLAHOMA Norman
OLE MISS	GEORGIA STATE Oxford	KENTUCKY Lexington	ARKANSAS Oxford	TULANE Oxford	LSU Oxford		WASHINGTON STATE Oxford	GEORGIA Athens	OKLAHOMA Norman	SOUTH CAROLINA Oxford	THE CITADEL Oxford	FLORIDA Oxford		MISSISSIPPI STATE Starkville (Nov. 28)
MISSISSIPPI STATE	SOUTHERN MISS Hattiesburg	ARIZONA STATE Starkville	ALCORN STATE Starkville	NORTHERN ILLINOIS Starkville	TENNESSEE Starkville	TEXAS A&M College Station		FLORIDA Gainesville	TEXAS Starkville	ARKANSAS Fayetteville	GEORGIA Starkville	MISSOURI Columbia		OLE MISS Starkville (Nov. 28)
MISSOURI	CENTRAL ARKANSAS Columbia (Aug. 28)	KANSAS Columbia	UL-LAFAYETTE Columbia	SOUTH CAROLINA Columbia, Mo.	UMASS Columbia		ALABAMA Columbia	AUBURN Auburn	VANDERBILT Nashville		TEXAS A&M Columbia	MISSISSIPPI STATE Columbia	OKLAHOMA Norman	ARKANSAS Fayetteville
OKLAHOMA	ILLINOIS STATE Norman	MICHIGAN Norman	TEMPLE Philadelphia	AUBURN Norman		KENT STATE Norman	TEXAS Dallas	SOUTH CAROLINA Columbia	OLE MISS Norman	TENNESSEE Knoxville		ALABAMA Tuscaloosa	MISSOURI Norman	LSU Norman
SOUTH CAROLINA	VIRGINIA TECH Atlanta (Aug. 31)	SOUTH CAROLINA ST. Columbia	VANDERBILT Columbia	MISSOURI Columbia, Mo.	KENTUCKY Columbia		LSU Baton Rouge	OKLAHOMA Columbia	ALABAMA Columbia	OLE MISS Oxford		TEXAS A&M College Station	COASTAL CAROLINA Columbia	CLEMSON Columbia
TENNESSEE	SYRACUSE Atlanta	ETSU Knoxville	GEORGIA Knoxville	UAB Knoxville	MISSISSIPPI STATE Starkville		ARKANSAS Knoxville	ALABAMA Tuscaloosa	KENTUCKY Lexington	OKLAHOMA Knoxville		NEW MEXICO STATE Knoxville	FLORIDA Gainesville	VANDERBILT Knoxville
TEXAS	OHIO STATE Columbus	SAN JOSE STATE Austin	UTEP Austin	SAM HOUSTON Austin		FLORIDA Gainesville	OKLAHOMA Dallas	KENTUCKY Lexington	MISSISSIPPI STATE Starkville	VANDERBILT Austin		GEORGIA Athens	ARKANSAS Austin	TEXAS A&M Austin (Nov. 28)
TEXAS A&M	UTSA College Station	UTAH STATE College Station	NOTRE DAME South Bend		AUBURN College Station	MISSISSIPPI STATE College Station	FLORIDA College Station	ARKANSAS Fayetteville	LSU Baton Rouge		MISSOURI Columbia	SOUTH CAROLINA College Station	SAMFORD College Station	TEXAS Austin (Nov. 28)
VANDERBILT	CHARLESTON SOUTHERN Nashville	VIRGINIA TECH Blacksburg	SOUTH CAROLINA Columbia	GEORGIA STATE Nashville	UTAH STATE Nashville	ALABAMA Tuscaloosa		LSU Nashville	MISSOURI Nashville	TEXAS Austin	AUBURN Nashville		KENTUCKY Nashville	TENNESSEE Knoxville

2025 SEC CHAMPIONSHIP GAME • DECEMBER 6 • MERCEDES-BENZ STADIUM • ATLANTA, GA.

SEC COACHES TELECONFERENCE

Dates: Every Wednesday (8/27- 11/18)

Link/Number: Sent via e-mail from SEC Communications Office Weekly

Replays: www.SECsports.com

Order of Appearance

(All Times Central)

10:00 a.m.	Frank Wilson, LSU
10:10 a.m.	Kirby Smart, Georgia
10:20 a.m.	Billy Gonzales, Florida
10:30 a.m.	Brent Venables, Oklahoma
10:40 a.m.	Bobby Petrino, Arkansas
10:50 a.m.	Josh Heupel, Tennessee
11:00 a.m.	OPEN
11:10 a.m.	Shane Beamer, South Carolina
11:20 a.m.	Elijah Drinkwitz, Missouri
11:30 a.m.	Kalen DeBoer, Alabama
11:40 a.m.	Mark Stoops, Kentucky
11:50 a.m.	Jeff Leiby, Mississippi State
12:00 p.m.	D.J. Durkin, Auburn
12:10 p.m.	OPEN
12:20 p.m.	Clark Lea, Vanderbilt
12:30 p.m.	Steve Sarkisian, Texas
12:40 p.m.	Mike Elko, Texas A&M
12:50 p.m.	Lane Kiffin, Ole Miss

SEC FOOTBALL WEEKLY MEDIA SERVICES

Sundays – Standings, Statistics, Results, Upcoming Schedule to proof. (Will always attempt to have first draft of stats out late Saturday night when possible.)

Early version of release for Monday pressers will be available late Sunday PM.

Mondays – Final Stats, Players of the Week, TV Selections (AM)

Tuesdays – Final Release available via email/SECsports.com/CollegePressBox.com early to mid-AM.

Wednesdays – Football Coaches Media Teleconference (10 a.m. CT) / available on SECsports.com (PM)

Thursdays/Fridays – Previews on SECsports.com and SEC Network

Saturdays – Post-game quotes, notes, final books & stats available on CollegePressBox.com;

Full coverage throughout the day on SECsports.com and SEC social media channels.

SEC COMMUNICATIONS STAFF

Herb Vincent, Associate Commissioner (hvincent@sec.org / @SEChervin)

Chuck Dunlap, Director (cdunlap@sec.org / X/IG - @SEC_Chuck)

- Primary SEC Football Contact

Craig Pinkerton, Director (cpinkerton@sec.org / @SEC_Craig)

Tammy Wilson, Director (twilson@sec.org / @SEC_Tammy)

B.C. Romano, Creative Services Director (bcromano@sec.org)

Ben Beaty, Assistant Director (bbeaty@sec.org / @BenBeaty)

- Secondary Football Contact

Jill Skotarczak, Assistant Director (jskotarczak@sec.org / @SEC_Jill)

Taylor Brasher, Social Media Director (tbrasher@sec.org)

Office Phone: (205) 458-3000

SEC FOOTBALL INFORMATION ON THE INTERNET

SECsports.com is the official website of the Southeastern Conference. Football information is updated regularly on the site including stats, standings, news and notes. The site also contains video highlights and features during the season.

CollegePressBox.com is the official media website for Division I football. Access and download game notes, quotes, statistics, media guides, headshots, logos and more for all FBS schools, conferences, postseason games, awards and the College Football Playoff. For access, please register for an account at collegepressbox.com/register.

SEC FOOTBALL CONTACTS

ALABAMA - Alex Thompson

athompson@ia.ua.edu
Phone: (440) 666-7615
X: @AlabamaFTBL
Secondary Contact: Aaron Jordan
ajordan@ia.ua.edu
Phone: (205) 913-1979
Tertiary Contact: Nick Cicere
ncicere@ia.ua.edu
Phone: (719) 330-1001

ARKANSAS - Kyle Parkinson

kparkin@uark.edu
Phone: (479) 387-4753
X @TheOtherKP
Secondary Contact: Oliver Grigg
ogrigg@uark.edu
479.502.6577
@Oliver_Grigg
Secondary Contact: Hunter Corneliusen
hc068@uark.edu
Phone: (479) 380-2194
X @HunterCor

AUBURN - Taylor Bryan

tb@auburn.edu
Phone: (254) 709-4411
X: @TaBryan
Secondary:
George Nunnally, gnunnally@auburn.edu
Wes Todd, wlt0006@auburn.edu
Kendra Willard, kal0014@auburn.edu

FLORIDA - Scott Burns

ScottB@gators.ufl.edu
(812) 322-5285
X: @scott__burns
Secondary Contact:
Matthew Hutchison
MatthewH@gators.ufl.edu
Tertiary Contact:
Sullivan Bortner
SullivanB@gators.ufl.edu

GEORGIA - Leland Barrow

leland@sports.uga.edu
Phone: (678) 378-3085
X: @GeorgiaFootball
Secondary Contact: Christopher Lakos
clakos@sports.uga.edu

KENTUCKY – Susan Lax

Slax0@uky.edu
Phone: (859) 608-5019
X: @slax0
Tony Neely
tneely@uky.edu; X: @tneel
Secondary Contact: Matt May
matt.may@uky.edu
Secondary Contact: Cami Williams
Camiran.moore@uky.edu

LSU - Michael Bonnette

mbonnet@lsu.edu
Phone: (225) 241-4845 (cell)
X: @lsubonnette
Secondary Contact: Brandon Berrio
bberri1@lsu.edu
Phone: (225) 328-7065 (cell)
Secondary Contact: Bill Franques
wfranqu@lsu.edu
Phone: (225) 241-4359

OLE MISS - Kyle Campbell

kyle@olemiss.edu
Phone: (662) 915-7522
Twitter: @CampbellKyle
Secondary Contact: Brad Sheffield
brads@olemiss.edu
Secondary Contact: Tyler Wooten
tjwooten@olemiss.edu

MISSISSIPPI STATE - Brandon Langlois

BLanglois@athletics.msstate.edu
Phone: (601) 405-5650
Twitter: LangloisMSU
Secondary Contact: Kelly Shipp
KShipp@athletics.msstate.edu

MISSOURI - Josh Maxson

Josh.maxson@missouri.edu
Phone: (205) 242-5917
X: @MizzouFootball
Secondary Contact: Brock Busick
bbusick@missouri.edu
Phone: (515) 979-9812

OKLAHOMA - Mike Houck

mhouck@ou.edu
Office: (405) 325-8227
X: @mhouckOU
Secondary Contact: Eric Hollier
ehollier@ou.edu
Secondary Contact: Patrick Dunn
patrickdunn@ou.edu

SOUTH CAROLINA - Steve Fink

finksc@mailbox.sc.edu
X: @SteveFink_SID
Phone: (803) 777-7987
Cell: (803) 240-5268
Secondary Contact: Kent Reichert
kentr2@mailbox.sc.edu
Phone: (803) 777-5257
Secondary Contact: David Fox
DF25@mailbox.sc.edu
(803) 777-1994

TENNESSEE - Bill Martin

billmartin@tennessee.edu
Phone: (865) 974-4167
X: @Bill_Martin
Secondary Contact:
Sean Barows
sbarows@tennessee.edu
Phone: (865) 974-7478

TEXAS - John Bianco

john.bianco@athletics.utexas.edu
Office: (512) 471-1346
Cell: (512) 748-9315
X: @UT_Bianco
Secondary Contact: Thomas Stepp
thomas.stepp@athletics.utexas.edu
Office: (512) 471-7877
Cell: (512) 748-4615
Secondary Contact: Grace Tafolla
grace.tafolla@athletics.utexas.edu
Phone: (319) 310-4576

TEXAS A&M -Kat Castner

kcastner@athletics.tamu.edu
Phone: (484) 695-0670
X: @KatCastner
Secondary Contact: Brad Marquardt
bmarquardt@athletics.tamu.edu
Phone: (979) 229-8651
Secondary Contact: Tyler Pounds
tpounds@athletics.tamu.edu
Phone: (979) 848-6317

VANDERBILT - Laura Topp

laura.topp@vanderbilt.edu
Phone: (414) 708-0062
X: @VandyFootball
Secondary Contact: Brian Fremund
brian.fremund@vanderbilt.edu
Phone: (251) 623-3191

Primary Contacts in BOLD

2025 SEC FOOTBALL MEDIA SERVICES

SEC SCHOOL WEEKLY PRESS CONFERENCES (*Streamed live on SEC Network +*)

(Some schools may not have a press conference prior to open date weekend.)

ALABAMA – Game week Mondays from 11:30 a.m.-12:30 p.m. CT, in the Naylor Stone Media Room.

ARKANSAS – Game week Mondays at Noon CT via Zoom and inside Broyles Center media room.

AUBURN – Weekly press conference will be Monday at 1:30. It is streamed live through War Eagle+.

FLORIDA – Game week Mondays at the Heavener Football Training Center (Gonzales approx. 11:45 a.m. ET with players after). Live stream on X (@GatorsFB) and video replay at FloridaGators.com/Watchchannels and video replay at FloridaGators.com/Watch.

GEORGIA – Game week Mondays from Noon ET to 1 p.m. in the Butts-Mehre Building.

KENTUCKY – Game week Mondays at Noon ET in the Kroger Field Media Room.

LSU – Game week Mondays from Noon - 12:30 p.m. CT.

OLE MISS – Game week Mondays at 11:45 a.m. CT in Team Meeting Room of Manning Center.

MISSISSIPPI STATE – Lebby's game-week press conference is at 11:30 a.m. CT Monday inside the Seal Football Complex Team Room.

MISSOURI – Game week Tuesdays at Noon CT in the South End Zone Facility.

OKLAHOMA – Game week Tuesdays at 11:30 a.m. CT; Livestream at SoonerSports.com.

SOUTH CAROLINA – Game week Tuesdays at 1 p.m. ET, Media Room, Long Family Football Operations Center.

TENNESSEE – Game week Mondays at 12:15 ET, North Studio in Neyland-Thompson Sports Center.

TEXAS – Game week Monday beginning at 11:30 am CT.

TEXAS A&M – Game week Mondays beginning at 1:30 p.m. CT inside the Kyle Field Media Center.

VANDERBILT – Game week Tuesdays at 1 p.m. CT.

SEC SCHOOL WEEKLY TELECONFERENCES

(Contact school's SID office for additional teleconference information. Phone numbers are confidential and for media use only. Some schools may not have a teleconference prior to open date weekend.)

ALABAMA – Coach DeBoer participates in the weekly SEC media teleconference.

ARKANSAS – Coach Petrino participates in the weekly SEC media teleconference.

AUBURN – Coach Durkin participates in the weekly SEC media teleconference.

FLORIDA – Coach Gonzales participates in the weekly SEC media teleconference.

GEORGIA – Coach Smart participates in the weekly SEC media teleconference.

KENTUCKY – Coach Stoops participates in the weekly SEC media teleconference.

LSU – Coach Wilson participates in the weekly SEC media teleconference.

OLE MISS – Coach Kiffin participates in the weekly SEC media teleconference.

MISSISSIPPI STATE – Coach Lebby participates in the weekly SEC media teleconference.

MISSOURI – Coach Drinkwitz participates in the weekly SEC media teleconference.

OKLAHOMA – Coach Venables participates in the weekly SEC media teleconference.

SOUTH CAROLINA – Sundays 5 p.m. ET. Please contact Steve Fink for more information.

Beamer also participates in the weekly SEC media teleconference.

TENNESSEE – Coach Heupel participates in the weekly SEC media teleconference.

TEXAS – Coach Sarkisian participates in the weekly SEC media teleconference.

TEXAS A&M – Coach Elko participates in the weekly SEC media teleconference.

VANDERBILT – Coach Lea participates in the weekly SEC media teleconference.

SEC SCHOOL FTP FEEDS

(Contact school's SID office for copyright and usage information. Some schools may not have a feed prior to open date weekend.)

ALABAMA – Weekly feeds available on FTP. For more information contact Christopher England (cengland@ia.ua.edu).

ARKANSAS – Weekly feeds available on FTP. Contact Michelle Glover (mlglover@uark.edu) for more information.

AUBURN – Weekly feeds available on auburn.imagencloud.com (sign up for free account) later Monday afternoon. Contact Parker Leppien, of AU Athletics Department at pk10005@auburn.edu.

FLORIDA – Weekly following press conferences on the 2025 Gators Football Media Portal. Please contact Scott Burns at scottb@gators.ufl.edu for details.

GEORGIA – Contact the UGA Sports Communications Office to access the Georgia Media Portal. Also, media available on Georgia's YouTube channel:

<https://www.youtube.com/@GeorgiaBulldogsAthletics>

KENTUCKY – Weekly feeds available on FTP and available at vimeo.com/KYWildcatsTV. Contact Susan Lax at UK Media Relations (slax0@uky.edu) for information.

LSU – Weekly feeds available via FTP each Monday after 4:30 p.m. CT. Contact Michael Bonnette at mbonnet@lsu.edu for details.

OLE MISS – Weekly feeds available on FTP. Contact Jake Hromada at jahromad@olemiss.edu for details.

MISSISSIPPI STATE – Weekly feeds available via Dropbox shared folder on Monday afternoons. Please contact Kelly Shipp at kshipp@athletics.msstate.edu. blanglois@athletics.msstate.edu.

MISSOURI – Media is available on Mizzou's YouTube channel (<https://www.youtube.com/mizzounetwork>).

OKLAHOMA – Contact Mike Houck (mhouch@ou.edu) for information.

SOUTH CAROLINA – Weekly feeds available on FTP. Contact Steve Fink at USC Athletics Communications (finksc@mailbox.sc.edu) for details.

TENNESSEE – Coach Heupel's Monday press conference and student-athlete press conferences are available via media share folder. Contact Bill Martin (billmartin@tennessee.edu) for information.

TEXAS – Contact Texas Communications for video requests.

TEXAS A&M – Weekly feeds available on youtube, X, facebook and 12thMan.com.

VANDERBILT – Contact Steven Parks (steven.parks@vanderbilt.edu) for additional information.

STUDENT-ATHLETE GAME WEEK INTERVIEWS

ALABAMA – A select group of student-athletes will be made available post-practice on Tuesday. For additional player requests, please contact the UA Communications Office.

ARKANSAS – Players will be available by request on Tuesday after practice. Please go through UA Communications Office to arrange interviews and check player availability.

AUBURN – Player interviews should be arranged through the Auburn Media Relations Office. The following are the opportunities for player interviews, including phone interviews:

Mondays/Tuesdays mid-day.

FLORIDA – Players will be available on Monday at the weekly press conference. Players will also be available Wednesday after practice.

GEORGIA – Players are available at the Monday noon press conference and after practice Tuesdays.

KENTUCKY – Players available for interviews after practice on Tuesdays and Wednesdays.

LSU – Four players are available following practice on Tuesday at approximately 6 p.m. Recording will be made available via box after. Contact Michael Bonnette (mbonnet@lsu.edu) for access to download.

OLE MISS – Players available for interviews after practice on Mondays and Tuesdays.

MISSISSIPPI STATE – Players are available Mondays following Coach Lebby's press conference in the team meeting room.

MISSOURI – Tuesday, following Coach Drinkwitz's press conference. Requests for specific players should be submitted to Brock Busick (bbusick@missouri.edu).

OKLAHOMA – Players are available following Monday evening practice. Requests for specific players must be made 24 hours in advance to Mike Houck (mhouch@ou.edu). No interviews after Wednesday of game week.

SOUTH CAROLINA – Tuesdays after practice in the Media Room, Long Family Football Operations Center. Requests for specific players should be submitted by 5 p.m. ET on Sunday.

TENNESSEE – Players are available on Mondays following Coach Heupel's press conference and on Tuesdays following practice. Assistant coaches are available on Tuesdays following practice.

TEXAS – Selected players are available following Coach Sarkisian's press conference on Mondays beginning at Noon CT.

TEXAS A&M – Selected student-athletes are available for interviews after practice on Tuesday mid-morning. Requests for specific players should be submitted to Kat Castner (kcastner@athletics.tamu.edu).

VANDERBILT – Selected student-athletes are available for interviews after practice on Tuesday and Thursday morning. Contact Brian Fremund (brian.fremund@vanderbilt.edu) to arrange interviews.

SCHOOL WEBSITES

ALABAMA – www.rolltide.com

ARKANSAS – www.arkansasrazorbacks.com

AUBURN – www.auburntigers.com

FLORIDA – www.FloridaGators.com

GEORGIA – www.georgiadogs.com

KENTUCKY – www.ukathletics.com

LSU – www.lsusports.net

OLE MISS – www.olemisssports.com

MISSISSIPPI STATE – www.HailState.com

MISSOURI – www.mutigers.com

OKLAHOMA – www.soonersports.com

SOUTH CAROLINA – www.gamecocksonline.com

TENNESSEE – www.utsports.com

TEXAS – www.texaslonghorns.com

TEXAS A&M – www.12thMan.com

(Media site: www.12thman.com/media)

VANDERBILT – www.vucommodores.com

WEEKLY DAY OFF

ALABAMA – Monday

ARKANSAS – Sunday

AUBURN – Sunday

FLORIDA – Sunday

GEORGIA – Sunday

KENTUCKY – Sunday

LSU – Monday

OLE MISS – Sunday

MISSISSIPPI STATE – Sunday

MISSOURI – Sunday

OKLAHOMA – Sunday

SOUTH CAROLINA – Monday

TENNESSEE – Sunday

TEXAS – Sunday

TEXAS A&M – Sunday

VANDERBILT – Monday

Statistical Comparisons



Missouri (7-3, 3-3 SEC)
at Oklahoma (8-2, 4-2 SEC)

11 a.m. CT | ABC

Series: Oklahoma leads 67-25-2

Last Week

Missouri def. Mississippi State 49-27

Oklahoma def. Alabama 23-21

	Missouri	Oklahoma
Rushing Offense	241.7 (6)	130.7 (97)
Passing Offense	208.7 (89)	226.8 (69)
Total Offense	450.4 (21)	357.5 (87)
Scoring Offense	34.9 (22)	28.3 (63)
Rushing Defense	107.6 (19)	82.2 (4)
Passing Defense	169.9 (15)	196.2 (37)
Total Defense	277.5 (10)	278.4 (11)
Scoring Defense	19.9 (25)	14.8 (9)
Interceptions	7 (67)	6 (86)
Sacks	2.90 (13)	3.70 (2)
Tackles for loss	7.1 (12)	10.2 (1)
Turnover margin	-0.20 (87)	-0.20 (87)

FBS rank in ()



Charlotte (1-9, 0-7 American)
at Georgia (9-1, 7-1 SEC)

12:45 a.m. ET | SEC Network

Series: First Meeting

Last Week

UTSA def. Charlotte 28-7

Georgia def. Texas 35-10

	Charlotte	Georgia
Rushing Offense	94.5 (128)	190.3 (30)
Passing Offense	217.5 (77)	238.1 (60)
Total Offense	312.0 (115)	428.4 (33)
Scoring Offense	16.9 (128)	33.6 (29)
Rushing Defense	206.0 (130)	92.5 (11)
Passing Defense	269.1 (124)	214.6 (57)
Total Defense	475.1 (134)	307.1 (20)
Scoring Defense	37.4 (131)	18.8 (19)
Interceptions	4 (113)	5 (102)
Sacks	1.20 (122)	1.40 (114)
Tackles for loss	4.2 (119)	4.2 (119)
Turnover margin	-0.80 (118)	-0.20 (87)

FBS rank in ()



Arkansas (2-8, 0-6 SEC)
at Texas (7-3, 4-2 SEC)

2:30 p.m. CT | ABC

Series: Texas leads 57-23

Last Week

LSU def. Arkansas 23-22

Georgia def. Texas 35-10

	Arkansas	Texas
Rushing Offense	205.4 (18)	124.1 (103)
Passing Offense	264.6 (31)	246.6 (48)
Total Offense	470.0 (13)	370.7 (78)
Scoring Offense	34.1 (25)	27.6 (67)
Rushing Defense	181.2 (114)	83.2 (6)
Passing Defense	245.3 (106)	234.7 (89)
Total Defense	426.5 (121)	317.9 (23)
Scoring Defense	32.3 (119)	18.3 (15)
Interceptions	6 (86)	10 (32)
Sacks	2.0 (70)	3.60 (3)
Tackles for loss	5.8 (53)	7.0 (13)
Turnover margin	-1.0 (128)	0.80 (12)

FBS rank in ()



Kentucky (5-5, 2-5 SEC)
at Vanderbilt (8-2, 4-2 SEC)

2:30 p.m. CT | ESPN

Series: Kentucky leads 48-44-4

Last Week

Kentucky def. Tennessee Tech 42-10

Vanderbilt: Bye

	Kentucky	Vanderbilt
Rushing Offense	159.9 (64)	185.2 (36)
Passing Offense	203.9 (92)	258.4 (38)
Total Offense	363.8 (81)	443.6 (24)
Scoring Offense	25.9 (75)	38.3 (8)
Rushing Defense	128.8 (39)	112.5 (24)
Passing Defense	215.8 (60)	244.7 (104)
Total Defense	344.6 (50)	357.2 (57)
Scoring Defense	23.1 (54)	22.2 (48)
Interceptions	11 (23)	4 (113)
Sacks	2.0 (70)	2.30 (44)
Tackles for loss	5.6 (60)	6.0 (40)
Turnover margin	-0.40 (100)	0.20 (50)

FBS rank in ()



Coastal Carolina (6-4, 5-2 Sun Belt)
at South Carolina (3-7, 1-7 SEC)

4:15 p.m. ET | SEC Network

Series: South Carolina leads 2-0

Last Week

Georgia Southern def. Coastal Carolina 45-40

Texas A&M def. South Carolina 31-30

	C. Carolina	S. Carolina
Rushing Offense	194.0 (24)	102.8 (15)
Passing Offense	154.4 (126)	200.7 (93)
Total Offense	348.4 (94)	303.5 (125)
Scoring Offense	25.7 (77)	20.7 (113)
Rushing Defense	198.3 (125)	144.7 (60)
Passing Defense	239.3 (94)	215.4 (59)
Total Defense	437.6 (124)	360.1 (58)
Scoring Defense	29.7 (104)	23.0 (53)
Interceptions	10 (32)	11 (23)
Sacks	1.70 (101)	1.90 (80)
Tackles for loss	5.8 (53)	5.2 (82)
Turnover margin	0.0 (65)	0.60 (22)

FBS rank in ()



Tennessee (7-3, 3-3 SEC)
at Florida (3-7, 2-5 SEC)

7:30 p.m. ET | ABC

Series: Florida leads 32-22

Last Week

Tennessee def. New Mexico State 42-9

Ole Miss def. Florida 34-24

	Tennessee	Florida
Rushing Offense	176.7 (43)	122.4 (105)
Passing Offense	318.3 (3)	217.1 (79)
Total Offense	495.0 (2)	339.5 (106)
Scoring Offense	43.4 (2)	20.8 (111)
Rushing Defense	130.1 (43)	143.2 (57)
Passing Defense	260.2 (115)	223.1 (73)
Total Defense	390.3 (85)	366.3 (63)
Scoring Defense	28.9 (95)	23.6 (62)
Interceptions	8 (57)	9 (46)
Sacks	3.30 (4)	2.10 (59)
Tackles for loss	7.2 (10)	5.0 (92)
Turnover margin	0.30 (38)	-0.20 (87)

FBS rank in ()



Western Kentucky (8-2, 6-1 Conference USA)
at LSU (6-4, 3-4 SEC)

6:45 p.m. CT | SEC Network

Series: LSU leads 1-0

Last Week

Western Kentucky def. MTSU 42-26

LSU def. Arkansas 23-22

	Western Ky.	LSU
Rushing Offense	136.8 (92)	106.4 (122)
Passing Offense	296.1 (10)	240.2 (59)
Total Offense	432.9 (27)	346.6 (96)
Scoring Offense	31.3 (46)	23.6 (96)
Rushing Defense	175.7 (108)	130.9 (44)
Passing Defense	223.3 (75)	198.2 (42)
Total Defense	399.0 (95)	329.1 (36)
Scoring Defense	23.1 (54)	19.3 (20)
Interceptions	7 (67)	12 (12)
Sacks	1.20 (122)	2.20 (49)
Tackles for loss	5.2 (82)	5.0 (92)
Turnover margin	-0.40 (100)	0.60 (22)

FBS rank in ()

2025 SEC Football

SEC IN THE POLLS

Associated Press (Nov. 16)

No.	Team	Points	Record
1	Ohio State (57)	1639	1
2	Indiana (8)	1588	2
3	TEXAS A&M (1)	1520	3
4	GEORGIA	1447	5
5	OLE MISS	1331	7
T6	Texas Tech	1299	8
T6	Oregon	1299	7
8	OKLAHOMA	1162	11
9	Notre Dame	1130	9
10	ALABAMA	1062	4
11	BYU	992	12
12	VANDERBILT	833	13
13	Utah	795	15
14	Miami (FL)	773	16
15	Georgia Tech	768	14
16	USC	707	17
17	TEXAS	564	10
18	Michigan	547	18
19	Virginia	476	20
20	TENNESSEE	360	21
21	James Madison	294	24
22	North Texas	186	NR
23	MISSOURI	173	NR
24	Tulane	167	NR
25	Houston	107	NR

Others (SEC Only): N/A

USA Today Coaches' Poll (Nov. 16)

No.	Team	Points	Prev.
1	Ohio State (10-0)	1,573	1
2	Indiana (11-0)	1,497	2
3	TEXAS A&M (10-0)	1,457	3
4	GEORGIA (9-1)	1,381	5
5	Oregon (9-1)	1,285	60
6	OLE MISS (10-1)	1,268	7
7	Texas Tech (10-1)	1,213	8
8	OKLAHOMA (8-2)	1,099	10
9	Notre Dame (8-2)	1,064	9
10	ALABAMA (8-2)	976	4
11	Brigham Young (9-1)	923	12
12	Georgia Tech (9-1)	815	12
13	VANDERBILT (8-2)	777	14
14	Utah (8-2)	748	15
15	Miami (Fla.) (8-2)	707	16
16	Southern California (8-2)	610	18
17	Michigan (8-2)	587	17
18	TEXAS (7-3)	521	10
19	Virginia (9-2)	455	19
20	TENNESSEE (7-3)	403	20
21	MISSOURI (7-3)	220	24
22	James Madison (9-1)	201	25
23	North Texas (9-1)	164	NR
24	Houston (8-2)	144	NR
25	Tulane (8-2)	96	NR

Others (SEC Only): N/A

College Football Playoff Rankings (Nov. 11)

No.	Team	Record	Prev.
1	Ohio State	9-0	1
2	Indiana	10-0	2
3	TEXAS A&M	9-0	3
4	ALABAMA	8-1	4
5	GEORGIA	8-1	5
6	Texas Tech	9-1	8
7	OLE MISS	9-1	6
8	Oregon	8-1	9
9	Notre Dame	7-2	10
10	TEXAS	7-2	11
11	OKLAHOMA	7-2	12
12	BYU	8-1	7
13	Utah	7-2	13
14	VANDERBILT	8-2	16
15	Miami (Fla.)	7-2	18
16	Georgia Tech	8-1	17
17	Southern Cal	7-2	19
18	Michigan	7-2	21
19	Virginia	8-2	14
20	Louisville	7-2	15
21	Iowa	6-3	20
22	Pittsburgh	7-2	24
23	TENNESSEE	6-3	25
24	South Florida	7-2	NR
25	Cincinnati	7-2	NR



SEC Network has proven time and again that it is one of the most successful launches by a network in all of cable television. It placed the Southeastern Conference, its member institutions and sports teams on an international stage with brand recognition in every corner of the country and around the globe.

That was the vision when the SEC and ESPN signed a 20-year agreement through 2034 to create and operate a multi-platform network, which launched on Aug. 14, 2014. The network and its accompanying digital platform, SEC Network+, carries SEC live events and programming 24/7.

Complementing the volume of network-produced programming, all 14 schools built state-of-the-art control rooms and purchased HD camera equipment to provide the same quality coverage for events that viewers have been accustomed to for years across ESPN networks.

These school-produced events are made available exclusively through the ESPN App as part of SEC Network+ on connected devices, allowing fans to watch their favorite teams anytime, anywhere.

SEC Network has also become known for its signature studio show, SEC Now, its traveling weekly football pregame show, SEC Nation, and of course, The Paul Finebaum Show, which welcomes callers and guests to share their thoughts on topics surrounding the SEC. On top of the network's wall-to-wall coverage of Saturday SEC football, SEC Network boasts additional football-focused studio shows in the fall: SEC This Morning and Marty & McGee, as well as food and culture favorite, TrueSouth.



2025 SEC Football

SEC IN THE POLLS (AP / USA Today / CFP Ranking)																
	ALA	ARK	AUB	UF	UGA	UK	LSU	UM	MSU	MU	OU	USC	TEN	TEX	A&M	VU
Preseason	8/8/-	-/RV/-	RV/RV/-	15/17/-	5/4/-	-/-	9/9/-	21/15/-	-/-	RV/RV/-	18/RV/-	13/13/-	24/18/-	1/1/-	19/21/-	-/RV/-
Week 1	21/20/-	-/-	RV/RV/-	13/15/-	4/3/-	-/-	3/4/-	20/14/-	-/-	RV/RV/-	18/24/-	10/11/-	22/17/-	7/6/-	19/22/-	-/RV/-
Week 2	19/18	-/-	24/RV	RV/RV/-	6/3/-	-/-	3/4/-	17/13/-	RV/RV/-	25/RV/-	13/16/-	11/10/-	15/15/-	7/7/-	16/17/-	RV/RV/-
Week 3	14/14/-	-/-	22/25/-	-/-	5/3/-	-/-	3/4/-	13/11/-	RV/RV/-	23/22/-	11/12/-	RV/24/-	15/15/-	8/7/-	10/10/-	20/23/-
Week 4	17/16/-	-/-	RV/RV/-	-/-	5/3/-	-/-	4/4/-	13/11/-	RV/RV/-	20/19/-	7/10/-	-/-	15/15/-	10/7/-	9/9/-	18/20/-
Week 5	10/11/-	-/-	-/RV/-	-/-	12/10/-	-/-	13/13/-	4/4/-	RV/RV/-	19/18/-	5/8/-	-/-	15/15/-	9/7/-	6/5/-	16/17/-
Week 6	8/8/-	-/-	RV/RV/-	-/-	10/9/-	-/-	11/11/-	4/4/-	RV/-	14/14/-	6/6/-	-/-	12/12/-	RV/19/-	5/5/-	20/20/-
Week 7	6/6/-	-/-	-/-	-/-	9/7/-	-/-	10/10/-	5/5/-	RV/-	16/16/-	14/13/-	-/-	11/11/-	21/17/-	4/4/-	17/18/-
Week 8	4/4/-	-/-	-/-	-/-	5/5/-	-/-	20/19/-	8/8/-	-/-	15/14/-	13/11/-	-/-	17/17/-	22/18/-	3/3/-	10/12/-
Week 9	4/4/-	-/-	-/-	-/-	5/5/-	-/-	RV/RV/-	7/9/-	-/-	19/20/-	18/18/-	-/-	14/14/-	20/19/-	3/3/-	9/11/-
Week 10	4/4/4	-/-	-/-	-/-	5/5/5	-/-	RV/RV/-	7/7/6	-/-	19/17/22	11/12/12	-/-	23/22/25	13/13/11	3/3/3	15/16/16
Week 11	4/4/4	-/-	-/-	-/-	5/5/5	-/-	-/-	6/7/7	-/-	RV/24/-	11/10/11	-/-	21/20/23	10/10/10	3/3/3	13/14/14
Week 12	10/10/-	-/-	-/-	-/-	4/4/-	-/-	-/-	5/6/-	-/-	23/21/-	8/8/-	-/-	20/20/-	17/18/-	3/3/-	12/13/-
Week 13																
SECCG																
Bowls																
FINAL																

SEC ATTENDANCE UPDATE							
School	Stadium(s)	Capacity	Games	100%+	Total Att.	Average Att.	Pct. of Capacity
Alabama	Saban Field at Bryant-Denny Stadium	100,077	6	6	600,462	100,077	100.00
Arkansas	Donald W. Reynolds Razorback (Fayetteville)	76,000	5	-	357,063	71,413	93.96
	War Memorial (Little Rock)	54,120	1	1	54,224	54,224	100.19
Auburn	Pat Dye Field at Jordan-Hare Stadium	88,043	5	5	440,215	88,043	100.00
Florida	Steve Spurrier-Florida Field at Ben Hill Griffin Stadium	88,548	4	4	360,287	90,072	101.67
Georgia	Dooley Field at Sanford Stadium	93,033	6	6	558,198	93,033	100.00
Kentucky	Kroger Field	61,000	6	-	350,770	58,462	95.84
LSU	Tiger Stadium	102,321	6	-	610,212	101,702	99.40
Ole Miss	Vaught-Hemingway/Hollingsworth Field	64,038	8	8	534,174	66,772	104.27
Mississippi State	Davis Wade Stadium at Scott Field	60,311	6	1	311,887	51,981	86.19
Missouri	Memorial Stadium / Faurot Field	57,321	8	8	458,568	57,321	100.00
Oklahoma	Oklahoma Memorial Stadium	80,126	5	3	417,448	83,490	104.20
South Carolina	Williams-Brice Stadium	77,559	5	5	397,261	79,452	102.44
Tennessee	Neyland Stadium/Shields-Watkins Field	101,915	6	6	611,490	101,915	100.00
Texas	Darrell K Royal Memorial Stadium	100,119	4	4	409,207	102,302	102.18
Texas A&M	Kyle Field	102,733	6	5	638,236	106,373	103.54
Vanderbilt	FirstBank Stadium	35,000	6	5	208,688	34,781	99.38
TOTALS			93	66 (71%)	7,371,755	79,266	
Neutral Site Games	[Florida vs. Georgia, Jacksonville]		1	1	76,131		
	[Oklahoma vs. Texas, Dallas]		1	1	92,100		
	[SEC Championship Game, Atlanta]		-	-	-		

SEC OVERTIME RECORDS				
Team	Total	Pct.	vs. Non-SEC	Last Overtime Game
Alabama	7-10	.412	0-2	Michigan 27, Alabama 20 (1) (2023)
Arkansas	15-8	.652	3-2	Oklahoma State 39, Arkansas 31 (2) (2024)
Auburn	10-11	.476	5-2	Vanderbilt 45, Auburn 38 (1) (2025)
Florida	5-6	.455	1-0	Tennessee 23, Florida 17 (1) (2024)
Georgia	11-7	.611	6-3	Georgia 44, Tennessee 41 (1) (2025)
Kentucky	3-9	.250	1-2	Texas 16, Kentucky 13 (1) (2025)
LSU	10-8	.556	1-0	LSU 29, Ole Miss 26 (1) (2024)
Ole Miss	7-10	.412	2-1	LSU 29, Ole Miss 26 (1) (2024)
Mississippi State	7-7	.500	4-1	Texas 45, Mississippi State 38 (1) (2025)
Missouri	4-2	.667	0-1	Missouri 23, Auburn 17 (2) (2025)
Oklahoma	-	-	-	-
South Carolina	3-4	.429	0-1	South Carolina 20, Georgia 17 (2) (2019)
Tennessee	17-9	.654	4-4	Tennessee 41, Mississippi State 34 (1) (2025)
Texas	3-1	.750	1-0	Texas 45, Mississippi State 38 (1) (2025)
Texas A&M	7-1	.875	1-0	Auburn 43, Texas A&M (4) (2024)
Vanderbilt	6-7	.462	3-2	Vanderbilt 45, Auburn 38 (1) (2025)
TOTALS			28-21(.571)	

BREAKDOWN OF LENGTH OF OVERTIMES		
Number/OTs	Games	Last Game
8	1	Georgia 44, Georgia Tech 42 (8) (2024)
7	3	Texas A&M 74, LSU 72 (7) (2018)
6	1	Tennessee 41, Arkansas 38 (2002)
5	1	Tennessee 51, Alabama 43 (2003)
4	6	Auburn 43, Texas A&M (4) (2024)
3	6	Arkansas 55, Kansas 53 (3) (2022)
2	22	Missouri 23, Auburn 17 (2) (2025)
1	94	Vanderbilt 45, Auburn 38 (1) (2025)

NOTES:
First Overtime Game: Nov. 16, 1996 at Auburn (Georgia 56, Auburn 49 - 4 OT)
First Non-Conference Overtime Game: Aug. 30, 1997 at Oxford (Ole Miss 24, Central Florida 23)
Most Overtime Games in a Season: 12 (2014)

2025 SEC PLAYERS OF THE WEEK

OFFENSIVE

AHMAD HARDY, RB, MISSOURI

- Hardy turned in the sixth 300-yard rushing game in SEC history in a 49-27 victory over Mississippi State.
- Ran for exactly 300 yards and three touchdowns on 25 carries while averaging 12.0 yards per carry.
- 146 of his 300 rushing yards came after contact while forcing eight missed tackles.
- Converted first downs on 10 of his 25 runs.
- Broke free for gains of 72, 43, 34, 22 and 21 yards with TD runs of 72, 43 and 10 yards.

KEWAN LACY, RB, OLE MISS

- Turned in an historic day in leading No. 6 Ole Miss past Florida.
- Rushed for a career-high 224 and three rushing touchdowns on 31 carries, marking the eighth-most rushing yards in Ole Miss single-game history and the most by any Rebel rusher since Brandon Bolden vs. Fresno State in 2010 (228).
- Scored his 17th, 18th and 19th rushing touchdowns of the season, breaking Quinshon Judkins' prior Ole Miss single-season record of 16 set in 2022.

DEFENSIVE

ELI BOWEN, CB, OKLAHOMA

- Bowen returned an interception for a touchdown and recorded a season-high five tackles (all solo) in Oklahoma's 23-21 road win over No. 4 Alabama on Saturday.
- Registered his second career interception and first of the season in the first quarter and returned it 87 yards for a touchdown to give Oklahoma a 10-0 lead. Both of his interceptions have come against Alabama (had one last year in Norman).
- His interception return was OU's longest return play of any kind this season and the eighth-longest INT return in school history.

TORIANO PRIDE JR., CB, MISSOURI

- Pride's impact plays were key in the Tigers' 49-27 win over Mississippi State.
- His 19-yard pick six with 5:47 remaining in the third quarter sealed the Tigers' victory.
- He also scooped up a botched snap and returned it 62 yards to set up a Ahmad Hardy TD run that gave Mizzou a 21-10 lead at halftime.

SPECIAL TEAMS

DAMIAN RAMOS, PK, LSU

- Kicked 3 field goals of 50, 42, and 42 yards - all in the first half - in helping LSU to a 23-22 win over Arkansas.
- LSU overcame a 14-0 first quarter deficit to win.
- Extended his school-record for field goals to 65 and total points to 390.

TATE SANDELL, PK, OKLAHOMA

- Sandell made all three of his field goal attempts (from 25, 52 and 24 yards) and both of his PAT tries in Oklahoma's 23-21 road win over No. 4 Alabama on Saturday.
- Sandell's first field goal gave the Sooners a 3-0 lead after their first possession and his 52-yarder gave OU a 20-14 advantage early in the third quarter. His last field goal put OU ahead 23-21 with 13:41 left in the fourth quarter and marked the game's final points.
- He extended his streak of field goal makes to a school-record 21 (previous record was 18). It is the second-longest streak in SEC history.

OFFENSIVE LINEMAN

MONROE FREELING, OL, GEORGIA

- Graded out at 80 percent and had give knockdown blocks during Georgia's 35-10 dismantling of No. 10 Texas.
- Allowed no sacks or pressures as the Bulldogs went 4-for-4 in the Red Zone with four touchdowns and helped Georgia convert a pivotal fourth down in the final period.
- Protected QB Gunner Stockton as he went 24-for-29 for 229 yards and four scores plus a rushing touchdown

DEFENSIVE LINEMAN

TAYLOR WEIN, DE, OKLAHOMA

- Wein logged three tackles, a sack (which resulted in a fumble), two QB hurries and a blocked field goal in Oklahoma's 23-21 road win over No. 4 Alabama on Saturday.
- Blocked Alabama's field goal attempt at the end of the first half to preserve a 17-14 lead. It was OU's first field goal block since the 2020 season.
- He sacked Alabama QB Ty Simpson late in the third quarter, knocking the ball loose and resulting in an OU fumble recovery. The Sooners converted the turnover into a field goal that put them ahead 23-21 for good with 13:41 remaining.
- The strip sack was his first career forced fumble. He now has 4.5 sacks and a team-leading 12.0 tackles for loss this season. He has recorded all of his career sacks and TFLs this season.

FRESHMAN

CUTTER BOLEY, QB, KENTUCKY

- Boley completed 18 of 21 for 236 yards, one touchdown and no interceptions in Kentucky's 42-10 over No. 5-ranked (FCS) Tennessee Tech, ending the Golden Eagles' 15-game winning streak.
- His completion percentage of 85.7 percent is the best for a UK quarterback (min. 20 attempts) since Bill Ransdell completed 86.9 percent (20 of 23) vs. Florida on Nov. 15, 1986.

TY REDMOND, CB, TENNESSEE

- Redmond had five tackles, one pass breakup and one interception in leading Tennessee's defense in a 42-9 win over New Mexico State.
- The Vols' first-team defense did not allow a touchdown.
- Redmond played 47 snaps in the start and did not allow a touchdown.
- His interception in the first quarter was returned nine yards and resulted in a touchdown three plays later.

OTHER TOP PERFORMANCES LAST WEEK

GUNNER STOCKTON, QB (Georgia) -- Had only five incompletions going 24-for-29 for 229 yards and career high tying four touchdowns while also rushing for a score and 29 yards in the 35-10 dismantling of No. 10 Texas...Converted an impactful 4th-and-1 in the third quarter, up only four points at the time, leading to a TD and was 4-for-4 in the Red Zone with four touchdowns...Had back-to-back scoring strikes to Noah Thomas before sending London Humphreys in for a 30-yard score and Lawson Luckie in from six out.

CHRIS COLE, ILB (Georgia) -- Led the Bulldogs with seven stops, including a tackle for a loss, during the 35-10 dismantling of No. 10 Texas...Part of a defense that kept the Longhorns scoreless in two separate quarters, 2-for-12 on third downs and to only 23 yards rushing...Came off the bench and tackled QB Arch Manning on a 3rd-and-14 for a one yard loss to force a punt on the first possession of the third quarter.

HAROLD PERKINS, LB (LSU) -- Led an LSU defense that held Arkansas, a team ranked No. 8 in the nation in total offense, to its second-lowest season totals for points (22) and total yards (340) ... Had 4 tackles, a sack for a 6-yard loss, 2.5 tackles for loss and an interception ... LSU's defense had two redzone stops, one on fourth-and-1 at the goal line as well as an interception at the 9-yard line ... As a unit, LSU forced 3 turnovers, had 4 sacks and held Arkansas to just 2-of-11 on third-down opportunities ... The Razorbacks were No. 2 in the SEC and No. 5 in the FBS in third-downs going into the game.

WYDETT WILLIAMS, S (Ole Miss) -- Turned in a career day and helped seal the win for No. 6 Ole Miss over Florida...Grabbed his third interception of the season in the fourth quarter, tying his career high for a season...Topped the team with a season-high eight tackles.

WILLIAM JOYCE, PK (South Carolina) -- Matched his career high with three field goals in the Gamecocks 31-30 loss at A&M...Was a perfect 3-for-3 in field goals, connecting from 36, 41 and 35 yards...Also made both of his extra point attempts, accounting for 11 points.

MARCEL REED, QB (Texas A&M) -- Finished 22-of-39 passing for 439 yards (career-high) with 3 TDs and 7 rushes for 13 yards compiling 452 yards of total offense (career high) ... in the second half alone, went 16-of-20 passing for 298 yards with 3 scores ... all three TDs accounted for went for 14-plus yards and were in a span of 9 minutes and 22 seconds in the third quarter.

SEC FOOTBALL PLAYERS OF THE WEEK

2024 SEASON

Week 1 (Games of Aug. 29-Sept. 1): Offense - Diego Pavia, QB, Vanderbilt; Carson Beck, QB, Georgia; Defense - Keon Sabb, DB, Alabama; Special Teams - Peyton Woodring, PK, Georgia; Tyler Keltner, PK, Oklahoma; Offensive Lineman - Cameron Williams, OT, Texas; Fernando Carmona Jr., OL, Arkansas; Defensive Lineman - Kyle Kennard, EDGE, South Carolina; Dylan Stewart, EDGE, South Carolina; Freshman - Nico Iamaleava, QB, Tennessee; Ryan Williams, WR, Alabama.

Week 2 (Games of Sept. 7): Offense - Quinn Ewers, QB, Texas; Defense - Nick Emmanwori, FS, South Carolina; Special Teams - Kai Kroeger, P, South Carolina; Offensive Lineman - Jake Majors, C, Texas; Cooper Mays, C, Tennessee; Defensive Lineman - Gracen Halton, DT, Oklahoma; Tim Keenan III, DL, Alabama; Freshman - Nico Iamaleava, QB, Tennessee.

Week 3 (Games of Sept. 14): Offense - Jalen Milroe, QB, Alabama; Jaxon Dart, QB, Ole Miss; Defense - Bradyn Swinson, DE, LSU; Raylen Wilson, LB, Georgia; Special Teams - Blake Craig, PK, Missouri; Offensive Lineman - Trey Zuhn, OL, Texas A&M; Defensive Lineman - Jared Ivey, DE, Ole Miss; Tyrion Ingram-Dawkins, DL, Georgia; Freshman - Arch Manning, QB, Texas; Marcel Reed, QB, Texas A&M.

Week 4 (Games of Sept. 21): Offense - Nate Noel, RB, Missouri; Garrett Nussmeier, QB, LSU; Defense - TJ Metcalf, DB, Arkansas; Special Teams - Max Gilbert, PK, Tennessee; Offensive Lineman - Austin Barber, OT, Florida; Defensive Lineman - Bradyn Swinson, DE, LSU; Joshua Josephs, DE, Tennessee; Freshman - Nico Iamaleava, QB, Tennessee.

Week 5 (Games of Sept. 28): Offense - Jalen Milroe, QB, Alabama; Defense - Kip Lewis, LB, Oklahoma; Special Teams - Alex Raynor, K, Kentucky; Tyler White, P, Texas A&M; Offensive Lineman - Kelvin Banks Jr., OT, Texas; Defensive Lineman - Octavious Oxendine, DL, Kentucky; Freshman - Ryan Williams, WR, Alabama.

Week 6 (Games of Oct. 5): Offense - Diego Pavia, QB, Vanderbilt; Defense - Anthony Hill, LB, Texas; Special Teams - Brock Taylor, PK, Vanderbilt; Tyler White, P, Texas A&M; Offensive Lineman - Gunnar Hansen, OT, Vanderbilt; Fernando Carmona, OT, Arkansas; Defensive Lineman - Miles Capers, DE, Vanderbilt; Walter Nolen, DT, Ole Miss; Freshman - Malachi Singleton, QB, Arkansas.

Week 7 (Games of Oct. 12): Offense - Garrett Nussmeier, QB, LSU; Defense - Anthony Hill, LB, Texas; Whit Weeks, LB, LSU; Special Teams - Brock Taylor, PK, Vanderbilt; Offensive Lineman - Kelvin Banks, OT, Texas; Defensive Lineman - James Pearce Jr., DE, Tennessee; Bradyn Swinson, DE, LSU; Freshman - Michael Van Buren, QB, Mississippi State; Boo Carter, DB, Tennessee.

Week 8 (Games of Oct. 19): Offense - Dylan Sampson, RB, Tennessee; Defense - Jalon Walker, LB, Georgia; Nick Emmanwori, S, South Carolina; Special Teams - Damian Ramos, PK, LSU; Offensive Lineman - Emery Jones, OT, LSU; Cooper Mays, C, Tennessee; Defensive Lineman - Tonka Hemingway, DT, South Carolina; Mykel Williams, DT, Georgia; Freshman - Jadan Baugh, RB, Florida.

Week 9 (Games of Oct. 26): Offense - Jarquez Hunter, RB, Auburn; Jordan Watkins, WR, Ole Miss; TJ Dottery, LB, Ole Miss; Chaz Chambliss, LB, Georgia; Special Teams - Jesse Mirco, P, Vanderbilt; Alex Herrera, PK, South Carolina; Offensive Lineman - Tyler Booker, OL, Alabama; Izavion Miller, OL, Auburn; Defensive Lineman - Keldric Faulk, DL, Auburn; Freshman - Braylen Russell, RB, Arkansas; Marcel Reed, QB, Texas A&M.

Week 10 (Games of Nov. 2): Offense - Jaxon Dart, QB, Ole Miss; Taylen Green, QB, Arkansas; Defense - Suntime Perkins, DE, Ole Miss; Michael Taaffe, DB, Texas; Special Teams - Tyler White, P, Texas A&M; Offensive Lineman - Torricelli Simpkins III, OG, South Carolina; Defensive Lineman - Princely Umanmielen, DE, Ole Miss; Freshman - LaNorris Sellers, QB, South Carolina.

Week 11 (Games of Nov. 9): Offense - Jalen Milroe, QB, Alabama; Raheim "Rocket" Sanders, RB, South Carolina; Defense - Jihaad Campbell, LB, Alabama; Triston Newson, LB, Missouri; Special Teams - Caden Davis, PK, Ole Miss; Offensive Lineman - Tyler Booker, OL, Alabama; Torricelli Simpkins III, OG, South Carolina; Defensive Lineman - Jared Ivey, DE, Ole Miss; Princely Umanmielen, DE, Ole Miss; Freshman - LaNorris Sellers, QB, South Carolina.

Week 12 (Games of Nov. 16): Offense - LaNorris Sellers, QB, South Carolina; Defense - Shemar James, ILB, Florida; Jahdae Barron, DB, Texas; Special Teams - Trey Smack, PK, Florida; Brett Thorson, P, Georgia; Offensive Lineman - Hayden Conner, OG, Texas; Tate Ratledge, OG, Georgia; Defensive Lineman - Alfred Collins, DT, Texas; Freshman - DJ Lagway, QB, Florida.

Week 13 (Games of Nov. 23): Offense - Jarquez Hunter, RB, Auburn; Defense - Bryce Thornton, DB, Florida; Anthony Hill, LB, Texas; Special Teams - Kai Kroeger, P, South Carolina; Offensive Lineman - Febechi Nwaiwu, OL, Oklahoma; Will Campbell, OT, LSU; Defensive Lineman - Caleb Banks, DT, Florida; Mason Thomas, DL, Oklahoma; Freshman - Xavier Robinson, RB, Oklahoma; Cam Coleman, WR, Auburn.

Week 14 (Games of Nov. 29-30): Offense - LaNorris Sellers, QB, South Carolina; Quintrevion Wisner, RB, Texas; Defense - Whit Weeks, LB, LSU; Vernon Broughton, DL, Texas; Special Teams - Aaron Anderson, WR/RS, LSU; Kai Kroeger, P, South Carolina; Offensive Lineman - Tyler Booker, OL, Alabama; Andrej Karic, OG, Tennessee; Defensive Lineman - Johnny Walker Jr., DE, Missouri; Walter Nolen, DT, Ole Miss; Freshman - Nico Iamaleava, QB, Tennessee; Dominick McKinley, DT, LSU.

2025 SEASON

Week 1 (Games of Aug. 28-Aug. 31): Offense - Jackson Arnold, QB, Auburn; Garrett Nussmeier, QB, LSU; Defense - Colton Hood, DB, Tennessee; Fred Johnson, LB, South Carolina; Special Teams - Rayshawn Pleasant, DB/KR, Auburn; Vicari Swain, DB/PR, South Carolina; Offensive Lineman - Braelin Moore, C, LSU; Defensive Lineman - Zxavian Harris, DT, Ole Miss; Will Whitson, DT, Mississippi State; Freshman - Braylon Staley, WR, Tennessee.

Week 2 (Games of Sept. 6): Offense - John Mateer, QB, Oklahoma; Defense - Nick Rinaldi, LB, Vanderbilt; Nic Mitchell, LB, Mississippi State; Special Teams - Lucas Carneiro, PK, Ole Miss; Vicari Swain, DB/PR, South Carolina; Offensive Lineman - Albert Reese, RT, Mississippi State; Dominick Giudice, G, Missouri; Defensive Lineman - Cashius Howell, DE, Texas A&M; Freshman - Parker Livingstone, WR, Texas.

Week 3 (Games of Sept. 13): Offense - Gunner Stockton, QB, Georgia; Defense - Bray Hubbard, S, Alabama; Dashawn Spears, S, LSU; Special Teams - Peyton Woodring, PK, Georgia; Offensive Lineman - Jordan White, G, Vanderbilt; Diego Pounds, OT, Ole Miss; Defensive Lineman - Albert Regis, DT, Texas A&M; Freshman - Tory Blaylock, RB, Oklahoma.

Week 4 (Games of Sept. 20): Offense - Ahmed Hardy, RB, Missouri; Defense - Jaden Yates, LB, Ole Miss; Special Teams - Grayson Miller, P, Oklahoma; Offensive Lineman - Keagen Trost, OL, Missouri; Defensive Lineman - R Mason Thomas, DE, Oklahoma; Zion Young, DE, Missouri; Freshman - Robert Meyer, PK, Missouri; Jamison Curtis, LB, Vanderbilt.

Week 5 (Games of Sept. 27): Offense - Ty Simpson, QB, Alabama; Trinidad Chambliss, QB, Ole Miss; Defense - Arion Carter, LB, Tennessee; Special Teams - Brock Taylor, PK, Vanderbilt; Offensive Lineman - Patrick Kutas, OL, Ole Miss; Kady Proctor, LT, Alabama; Defensive Lineman - Bryan Thomas Jr., EDGE, South Carolina; Tyre West, DE, Tennessee; Freshman - Oscar Bird, P, Ole Miss.

Week 6 (Games of Oct. 4): Offense - DJ Lagway, QB, Florida; Defense - Justin Jefferson, LB, Alabama; Daymion Sanford, LB, Texas A&M; Special Teams - Tate Sandell, PK, Oklahoma; Taylor Spierto, WR, Florida; Offensive Lineman - Parker Brailsford, C, Alabama; Defensive Lineman - Cashius Howell, DE, Texas A&M; Freshman - Dallas Wilson, WR, Florida.

Week 7 (Games of Oct. 11): Offense - Ty Simpson, QB, Alabama; Defense - Malik Muhammad, DB, Texas; Special Teams - Ryan Niblett, PR, Texas; Max Gilbert, PK, Tennessee; Offensive Lineman - Monroe Freeling, OL, Georgia; Defensive Lineman - Colin Simmons, EDGE, Texas; Dayon Hayes, DE, Texas A&M; Freshman - Braylon Staley, WR, Tennessee.

Week 8 (Games of Oct. 18): Offense - Diego Pavia, QB, Vanderbilt; Gunner Stockton, QB, Georgia; Defense - Yhonzae Pierre, LB, Alabama; Zabien Brown, DB, Alabama; Special Teams - Mason Shipley, PK, Texas; Offensive Lineman - Jordan White, C, Vanderbilt; Defensive Lineman - Colin Simmons, EDGE, Texas; Zion Young, EDGE, Missouri; Freshman - Tory Blaylock, RB, Oklahoma.

Week 9 (Games of Oct. 25): Offense - Marcel Reed, QB, Texas A&M; Defense - Xavier Atkins, LB, Auburn; Anthony Hill Jr., LB, Texas; Special Teams - Alex McPherson, PK, Auburn; Offensive Lineman - Lance Heard, OT, Tennessee; Diego Pounds, OL, Ole Miss; Defensive Lineman - Ethan Burke, EDGE, Texas; Cashius Howell, DE, Texas A&M; Freshman - Winston Watkins, WR, Ole Miss.

Week 10 (Games of Nov. 1): Offense - Arch Manning, QB, Texas; Defense - Owen Heinecke, LB, Oklahoma; Special Teams - Tate Sandell, PK, Oklahoma; Offensive Lineman - Jalen Farmer, OG, Kentucky; Jayden Williams, OL, Ole Miss; Defensive Lineman - Colin Simmons, EDGE, Texas; Kam Franklin, DE, Ole Miss; Freshman - Kamario Taylor, QB, Mississippi State; Cutter Boley, QB, Kentucky.

Week 11 (Games of Nov. 8): Offense - Diego Pavia, QB, Vanderbilt; Defense - Davenport Rayner, LB, Kentucky; Daymion Sanford, LB, Texas A&M; Special Teams - Peyton Woodring, PK, Georgia; Offensive Lineman - Jordan White, C, Vanderbilt; Parker Brailsford, C, Alabama; Defensive Lineman - Cashius Howell, DE, Texas A&M; Freshman - Cutter Boley, QB, Kentucky.

Week 12 (Games of Nov. 15): Offense - Ahmad Hardy, RB, Missouri; Kewan Lacy, RB, Ole Miss; Defense - Eli Bowen, CB, Oklahoma; Toriano Pride Jr., CB, Missouri; Special Teams - Damian Ramos, PK, LSU; Tate Sandell, PK, Oklahoma; Offensive Lineman - Monroe Freeling, OL, Georgia; Defensive Lineman - Taylor Wein, DE, Oklahoma; Freshman - Cutter Boley, QB, Kentucky; Ty Redmond, CB, Tennessee.

SEC FOOTBALL NOTES

SEC FOOTBALL INSTANT REPLAY STATISTICS

	Games Using SEC Replay	Play Stoppages	Plays Overtuned	Average Length of Review
2005	77	66	17 (25.76%)	1:53
2006	89	123	29 (23.58%)	1:41
2007	87	139	38 (27.34%)	1:36
2008	85	122	39 (31.97%)	1:24
2009	85	115	28 (24.35%)	1:26
2010	85	119	37 (31.09%)	1:36
2011	86	95	36 (37.89%)	1:37
2012	101	138	52 (37.68%)	1:28
2013	101	146	54 (36.99%)	1:22
2014	101	166	62 (37.35%)	1:28
2015	103	203	76 (34.44%)	1:22
2016	98	219	93 (42.47%)	1:28
2017	102	211	93 (44.08%)	1:17
2018	101	235	119 (50.64%)	1:07
2019	101	223	100 (44.84%)	1:11
2020	69	200	85 (42.50%)	1:19
2021	104	229	120 (52.40%)	1:23
2022	103	250	88 (35.20%)	1:26
2023	100	222	88 (35.20%)	1:10
2024	113	221	137 (61.99%)	1:29
TOTALS	1793	3223	1297(40.24%)	

2025 INSTANT REPLAY STATISTICS

	Games Using SEC Replay	Play Stoppages	Plays Overtuned	Average Length of Review
Week 1	13	19	14 (73.68%)	1:16
Week 2	12	32	13 (40.63%)	1:30
Week 3	12	11	9 (81.82%)	1:32
Week 4	9	13	6 (46.15%)	1:23
Week 5	8	19	11 (57.89%)	1:10
Week 6	5	17	10 (58.82%)	1:14
Week 7	7	22	9 (40.91%)	1:28
Week 8	8	21	9 (42.86%)	1:12
Week 9	7	15	10 (66.67%)	1:25
Week 10	6	17	9 (52.94%)	1:38
Week 11	6	12	4 (33.33%)	1:15
Week 12	8	10	5 (50.00%)	1:05
Week 13				
Week 14				
Week 15				
TOTALS	101	208	109 (52.40%)	1:22

THIS IS SEC FOOTBALL

- Sixteen times in the last 19 seasons, a team from the SEC has advanced to the national championship game. The SEC has won 13 of those contests, with two of the losses coming in the game's final seconds. The winner of the SEC Championship Game has advanced to the National Championship Game all but three times since 2006.
- With Florida in January 2009, five different teams from the SEC (Alabama, Auburn, Florida, LSU, Georgia) have played for and won the national championship in the last 15 seasons. All five have multiple appearances and at least one victory since in the national championship game since 2007.
- The SEC won four consecutive CFP National Championships, by three different programs (LSU, Alabama, Georgia), from 2019-2022.
- Not counting games versus each other, the SEC is 16-7 all-time in College Football Playoff games, playing in eight of the 11 CFP Championship Games (winning six of those eight). The SEC is 10-3 in CFP Semifinals, including a streak of 10 consecutive semifinal wins from 2015-2022.
- Since 2006, the SEC has posted a 35-18 (.660) record in BCS/CFP games, more wins, appearances, and winning percentage than any other A4 conference.
- The Southeastern Conference led the nation yet again in 2024 with 439 former players on opening weekend 53-man active rosters, including injured reserve.
- A total of 35 former SEC players were on active rosters of Super Bowl LVI between the Kansas City Chiefs and the Philadelphia Eagles.
- The SEC is 122-78 (.610) in bowl games since 2006, the only FBS league with a .600 or better winning percentage and nearly 40 wins more than the next closest conference.
- The SEC has now won 73 games in the last nine postseasons and has sent no less than eight teams to post-season bowls in each of the last 18 seasons.
- In the 11 seasons of the College Football Playoff era, only nine programs nationally have been ranked No. 1 in the weekly CFP Top-25 Poll (which begins in late October each year) – five of those nine programs (Alabama, Georgia, LSU, Mississippi State, Tennessee) are from the SEC. Prior to 2023, no team outside the SEC had been ranked No. 1 in the weekly CFP Poll since 2019, while four schools from the SEC were ranked No. 1 during that time.
- With Georgia and Alabama both earning victories in the CFP Semifinals in both 2021 and 2017, the national championship game has featured two SEC teams twice in the last eight years and three times since the 2011 season.
- The SEC Championship has been the most watched conference championship nationally for 16 of the past 17 seasons, including 12 in a row from 2008-2019. The only year it was not #1 was 2020 when the SEC did not have a traditional schedule due to the pandemic.
- The 2024 SEC Championship Game averaged 16.6 million viewers across ABC and ESPN, the fourth-largest audience on record for the game. The overtime win for Georgia, which peaked with 19.7 million viewers, delivered the largest audience of the college football season — surpassing the previous high set by the regular season matchup between the same two teams. Overall, the SEC title game last season delivered the third-largest regular season college football audience ever on the ESPN family of networks.
- The SEC finished the 2024 season as the most-watched conference in college football based on total minutes consumed for a third-straight year. The SEC was also #1 in average audience for the 14th consecutive year. The SEC on ABC accounted for more than two-thirds of the 50 most-watched games in the 2024 regular season.
- The SEC received 105 of the total NFL Combine invites in 2024 - which accounted for nearly one third of the national total.



SEC vs. NON-CONFERENCE TEAMS

2025 SEC NON-CONFERENCE RECORD [48-6] (Includes Bowl Games)					SEC NON-CONFERENCE RECORD (Since 1992)				
Conference	2025		Pct.	Since 1995*	Year	Regular Season		Pct.	Bowls
	App.	W-L				App.	W-L		
American	5	4-2	.667	63-41 (.606) #	1992	36	27-9	.750	5-1
Atlantic Coast	6	4-2	.667	161-105 (.603)	1993	36	28-7-1	.792	2-2
Big Ten	3	2-1	.667	78-54 (.591)	1994	36	27-8-1	.764	3-2
Big 12	3	3-0	1.000	71-51-1 (.581)	1995	36	29-7	.806	2-4
Conference USA	4	4-0	1.000	183-30 (.859)	1996	36	27-9	.750	5-0
Mid-American	6	6-0	1.000	102-7 (.936)	1997	36	32-4	.889	5-1
Mountain West	3	3-0	1.000	40-12 (.769)	1998	36	27-9	.750	4-4
Pac-12	1	1-0	1.000	31-21 (.596)	1999	36	28-8	.778	4-4
Sun Belt	8	8-0	1.000	198-14 (.934)	2000	36	27-9	.750	4-5
United Athletic	0	0-0	-	1-0 (1.000)	2001	36	29-7	.806	5-3
Western Athletic	0	0-0	-	50-7 (.877)	2002	49	37-12	.755	3-4
FBS Independent	3	2-1	.667	80-27 (.748)	2003	46	31-15	.674	5-2
Non-FBS	11	11-0	1.000	263-5 (.981)	2004	36	25-11	.694	3-3
*-using alignment during year played.					2005	36	27-9	.750	3-3
# - formerly BIG EAST.					2006	48	41-7	.854	6-3
					2007	48	40-8	.825	7-2
					2008	48	37-11	.771	6-2
					2009	48	42-6	.875	6-4
					2010	48	41-7	.854	5-5
					2011	48	42-6	.875	5-2
					2012	56	48-8	.857	6-3
					2013	56	47-9	.839	7-3
					2014	55	48-7	.863	7-5
					2015	55	45-10	.815	9-2
					2016	54	42-12	.778	6-7
					2017	55	45-10	.818	5-6
					2018	56	50-6	.893	6-6
					2019	56	42-14	.750	8-2
					2020	Regular season conference-only schedule			
					2021	56	48-8	.857	6-8
					2022	56	49-7	.875	7-5
					2023	56	45-11	.804	5-4
					2024	64	55-9	.859	8-7
					2025	54	48-6	.889	0-0
					TOTALS	1543	1,255-286-2	.814	172-123 (.583)
					TOTAL w/ BOWLS	1868	1,448-416-2	.776	

SEC Non-Conference Records (Does not include bowl games)

School	SINCE 1933					SINCE 2000					Current Streak
	Games	Won	Lost	Tied	Pct.	Games	Won	Lost	Tied	Pct.	
Alabama	362	293	63	6	.818	95	82	13	0	.863	W2
Arkansas	120	93	28	0	.775	95	78	18	0	.821	L2
Auburn	365	278	80	8	.773	96	79	16	0	.823	W5
Florida	388	266	113	9	.697	93	71	22	0	.763	L2
Georgia	415	312	89	14	.769	94	86	8	0	.915	W30
Kentucky	375	263	103	9	.713	95	76	19	0	.800	W3
LSU	395	300	84	11	.773	93	85	8	0	.914	W6
Ole Miss	385	287	90	8	.755	96	77	19	0	.802	W21
Mississippi State	358	263	88	8	.746	96	73	23	0	.760	W5
Missouri	52	44	8	0	.846	52	44	8	0	.846	W14
Oklahoma	8	8	0	0	1.000	8	8	0	0	1.000	W8
South Carolina	118	87	31	0	.737	94	74	20	0	.787	W6
Tennessee	399	318	72	9	.808	96	81	15	0	.844	W18
Texas	8	7	1	0	.875	8	7	1	0	.875	W3
Texas A&M	51	45	6	0	.882	51	45	6	0	.882	W6
Vanderbilt	359	221	129	9	.628	96	63	33	0	.656	W5
TOTALS	4159	3085	979	91	.753	1247	1,021	229	0	.819	---

STATE OF THE SEC

Record Last Five Years (2021-2025)								Record Last 10 Years (2016-2025)							
	W-L	Pct.	Bowls	SECCG App.	SEC Champ	National Champ	AP Top 25		W-L	Pct.	Bowls	SECCG App	SEC Champ	National Champ	AP Top 25
Georgia	61-6	.910	4	4	2	2	4	Alabama	118-16	.881	9	6	6	3	9
Alabama	53-11	.828	4	2	2	0	4	Georgia	113-20	.850	9	7	3	2	9
Ole Miss	49-14	.778	4	0	0	0	3	Oklahoma	97-31	.758	9	0	0	0	7
Tennessee	44-18	.710	4	0	0	0	3	LSU	88-38	.698	8	2	1	1	6
Texas	45-20	.692	3	1	0	0	3	Texas A&M	79-43	.648	8	0	0	0	2
Oklahoma	41-21	.661	4	0	0	0	2	Texas	82-45	.646	7	1	0	0	6
LSU	41-22	.651	3	1	0	0	2	Ole Miss	74-47	.612	5	0	0	0	3
Missouri	40-22	.645	4	0	0	0	2	Tennessee	73-49	.598	7	0	0	0	3
Texas A&M	38-22	.633	2	0	0	0	0	Missouri	70-52	.574	7	0	0	0	2
Kentucky	33-28	.541	3	0	0	0	1	Florida	70-53	.569	7	3	0	0	4
South Carolina	32-29	.525	3	0	0	0	2	Kentucky	70-54	.565	8	0	0	0	2
Arkansas	29-32	.475	3	0	0	0	1	Auburn	67-57	.540	7	1	0	0	3
Florida	28-33	.459	3	0	0	0	0	Mississippi State	61-63	.492	7	0	0	0	2
Mississippi State	28-33	.459	2	0	0	0	1	South Carolina	60-62	.492	7	0	0	0	2
Auburn	26-34	.433	2	0	0	0	0	Arkansas	47-73	.392	5	0	0	0	1
Vanderbilt	24-35	.407	1	0	0	0	0	Vanderbilt	44-74	.373	3	0	0	0	0

SHUTOUTS SINCE 1992

Which defenses have posted the most shutouts since 1992:

Team	Total	Last
Alabama	40	9/6/25 vs. ULM (73-0)
Tennessee	25	11/23/24 vs. UTEP (56-0)
Georgia	22	10/15/22 vs. Vanderbilt (55-0)
LSU	22	10/22/23 vs. Army (62-0)
Oklahoma	21	10/4/25 vs. Kent State (44-0)
Auburn	18	9/11/21 vs. Alabama State (62-0)
Florida	17	8/30/25 vs. Long Island (55-0)
Texas	16	9/20/25 vs. Sam Houston (55-0)
Ole Miss	16	11/8/25 vs. The Citadel (49-0)
Texas A&M	13	9/3/22 vs. Sam Houston (31-0)
Missouri	14	9/7/24 vs. Buffalo (38-0)
Mississippi State	11	9/13/25 vs. Alcorn State (63-0)
Arkansas	10	8/29/24 vs. Arkansas-Pine Bluff (70-0)
South Carolina	8	9/4/21 vs. Eastern Illinois (46-0)
Kentucky	7	8/31/24 vs. Southern Miss (31-0)
Vanderbilt	6	9/7/24 vs. Alcorn State (55-0)

CURRENT CONSECUTIVE GAMES WITHOUT BEING SHUTOUT

1. *Florida	471	Oct. 29, 1988 (lost to Auburn, 16-0)
2. Georgia	397	Sept. 30, 1995 (lost to Alabama, 31-0)
3. Alabama	331	Nov. 18, 2000 (lost to Auburn, 9-0)
4. Auburn	162	Nov. 24, 2012 (lost to Alabama, 49-0)
5. Texas A&M	138	Oct. 18, 2014 (lost to Alabama, 59-0)
6. Ole Miss	135	Nov. 22, 2014 (lost to Arkansas, 30-0)
7. Texas	129	Oct. 31, 2015 (lost 24-0 to Iowa State)
8. Tennessee	103	Sept. 30, 2017 (lost to Georgia, 41-0)
9. LSU	91	Nov. 3, 2018 (lost to Alabama, 29-0)
10. Mississippi State	67	Oct. 31, 2020 (lost to Alabama, 41-0)
11. Arkansas	56	Oct. 2, 2021 (lost to Georgia, 37-0)
12. South Carolina	49	Nov. 27, 2021 (lost to Clemson 30-0)
13. Oklahoma	43	Oct. 8, 2022 (lost to Texas 49-0)
14. Vanderbilt	37	Nov. 26, 2022 (lost to Tennessee, 56-0)
15. Kentucky	35	Dec. 31, 2022 (lost to Iowa, 21-0)
16. Missouri	15	Oct. 26, 2024 (lost to Alabama, 34-0)

* - Longest streak in NCAA FBS history.

SEC STATISTICAL TRENDS

Below are some statistical trends in the SEC since 2000 through the 2023 season (Averages per Game Only):

Category	2000	2001	2002	2003	2004	2005	2006	2007	2008	2009	2010	2011	2012	2013	2014	2015	2016	2017	2018	2019	2020	2021	2022	2023	2024
Scoring Offense	26.4	27.7	25.6	27.3	25.0	24.1	25.4	30.3	25.6	28.4	31.0	27.3	30.4	31.7	31.5	28.4	29.8	29.8	32.2	30.0	29.4	30.7	31.6	31.2	30.0
Total Offense	364.8	399.2	360.4	376.9	368.9	348.3	351.6	385.9	342.9	378.6	400.2	355.0	402.4	432.5	417.7	399.6	422.2	400.2	425.1	410.6	415.3	422.7	423.6	403.5	406.7
Rushing Offense	140.9	154.1	163.9	157.8	166.6	141.4	140.5	168.4	147.1	175.8	175.2	161.1	168.4	197.0	189.0	177.1	198.3	181.6	186.3	177.3	152.8	169.7	176.0	157.7	163.0
Passing Offense	223.9	245.1	196.5	219.1	202.3	206.9	211.1	217.5	195.8	202.8	225.0	193.9	234.0	235.5	228.7	222.4	224.0	218.6	238.8	233.3	262.6	253.0	247.5	245.8	243.7
Percent Run	38.6%	38.6%	45.5%	41.9%	45.2%	40.6%	39.9%	43.6%	42.9%	46.4%	43.8%	45.4%	41.8%	45.5%	45.2%	44.3%	47.0%	45.4%	43.8%	43.2%	36.8%	40.1%	41.5%	39.1%	40.1%
Percent Pass	61.4%	61.4%	54.5%	58.1%	54.8%	59.4%	60.1%	56.8%	57.1%	53.6%	56.2%	54.6%	58.2%	54.5%	54.8%	55.7%	53.0%	54.6%	56.2%	56.8%	63.2%	59.9%	58.4%	60.9%	59.9%
Scoring Defense	22.2	23.7	21.2	22.5	21.2	20.7	19.4	23.8	20.5	20.8	23.7	20.7	23.0	24.8	23.4	21.9	24.8	25.1	23.5	22.7	29.3	24.0	24.5	24.2	21.0
Total Defense	337.1	372.5	329.2	346.6	336.9	327.6	315.0	352.9	309.4	328.7	350.3	320.7	361.3	379.8	370.3	358.1	393.1	366.3	365.3	354.8	413.1	366.7	374.4	358.8	341.3
Rushing Defense	128.8	140.7	143.1	137.7	149.5	131.7	128.4	147.4	122.3	140.7	141.2	143.8	140.2	161.0	157.7	151.0	174.8	162.9	148.1	141.3	152.8	145.2	151.3	138.3	131.4
Passing Defense	208.3	231.8	186.1	208.9	187.4	195.9	186.6	205.5	187.1	188.0	209.1	176.9	221.2	218.7	212.6	207.1	218.4	203.5	217.2	213.5	260.3	221.5	223.2	220.4	210.0
Percent Run	38.2%	37.8%	43.5%	39.7%	44.4%	40.2%	40.8%	41.8%	39.5%	42.8%	40.3%	44.8%	38.7%	42.4%	42.6%	42.3%	44.5%	44.5%	40.5%	39.8%	37.0%	39.6%	40.4%	38.5%	38.5%
Percent Pass	61.8%	62.2%	56.5%	60.3%	55.6%	58.8%	59.2%	58.2%	60.5%	57.2%	59.7%	55.2%	61.3%	57.6%	57.4%	57.8%	55.5%	55.6%	59.5%	60.2%	63.0%	60.4%	59.6%	61.4%	61.5%

Career Statistical Leaders (stats at SEC programs only)**Touchdowns Scored**

1.	57 - Tim Tebow, Florida	2006-09
	57 - Najee Harris, Alabama	2017-20
3.	53 - Kevin Faulk, LSU	1995-98
4.	52 - Herschel Walker, Georgia	1980-82
5.	50 - Dalton Hiliard, LSU	1982-85
6.	50 - Shaun Alexander, Alabama	1996-99
7.	48 - Nick Chubb, Georgia	2014-17
	48 - Benny Snell, Kentucky	2016-18
	48 - DeVonta Smith, Alabama	2017-20
10.	46 - Carnell Williams, Auburn	2001-04
	46 - Anthony Dixon, Mississippi State	2006-09
	46 - Mark Ingram, Alabama	2008-10
	46 - Nick Fitzgerald, Mississippi State	2015-18

Total Offensive Yards

1.	13,562 - Aaron Murray, Georgia	2010-13
2.	12,630 - Drew Lock, Missouri	2015-18
3.	12,232 - Tim Tebow, Florida	2006-09
4.	12,117 - Jaxon Dart, Ole Miss	2022-24
5.	12,008 - Will Rogers, Mississippi State	2020-23
6.	11,897 - Dak Prescott, Mississippi State	2012-15
7.	11,380 - Chris Leak, Florida	2003-06
8.	11,270 - David Greene, Georgia	2001-04
9.	11,269 - Kellen Mond, Texas A&M	2017-20
10.	11,020 - Peyton Manning, Tennessee	1994-97

Rushing Yards Gained

1.	5,259 - Herschel Walker, Georgia	1980-82
2.	4,769 - Nick Chubb, Georgia	2014-17
3.	4,590 - Darren McFadden, Arkansas	2005-07
4.	4,557 - Kevin Faulk, LSU	1995-98
5.	4,303 - Bo Jackson, Auburn	1982-85
6.	4,178 - Ralph Webb, Vanderbilt	2014-17
7.	4,163 - Errict Rhett, Florida	1990-93
8.	4,050 - Dalton Hiliard, LSU	1982-85
9.	4,035 - Charles Alexander, LSU	1975-78
10.	3,994 - Anthony Dixon, Mississippi State	2006-09

Rushing Touchdowns

1.	55 - Tim Tebow, Florida	2006-09
2.	49 - Herschel Walker, Georgia	1980-82
3.	48 - Benny Snell, Kentucky	2014-18
4.	46 - Kevin Faulk, LSU	1995-98
	46 - Nick Fitzgerald, Mississippi State	2014-18
	46 - Najee Harris, Alabama	2017-20
7.	45 - Carnell Williams, Auburn	2001-04
8.	44 - Dalton Hiliard, LSU	1982-85
	44 - Nick Chubb, Georgia	2014-17
10.	43 - Bo Jackson, Auburn	1982-85

Pass Completions

1.	1,301 - Will Rogers, Mississippi State	2020-23
2.	921 - Aaron Murray, Georgia	2010-13
3.	895 - Chris Leak, Florida	2003-06
4.	883 - Drew Lock, Missouri	2015-18
5.	863 - Peyton Manning, Tennessee	1994-97
6.	862 - Jared Lorenzen, Kentucky	2000-03
7.	849 - David Greene, Georgia	2001-04
8.	838 - Eric Zeier, Georgia	1991-94
9.	829 - Eli Manning, Ole Miss	2000-03
10.	801 - Kellen Mond, Texas A&M	2017-20

Passing Yards

1.	13,166 - Aaron Murray, Georgia	2010-13
2.	12,315 - Will Rogers, Mississippi State	2020-23
3.	12,193 - Drew Lock, Missouri	2015-18

4.	11,528 - David Greene, Georgia	2001-04
5.	11,213 - Chris Leak, Florida	2003-06
6.	11,201 - Peyton Manning, Tennessee	1994-97
7.	11,153 - Eric Zeier, Georgia	1991-94
8.	10,875 - Danny Wuerffel, Florida	1993-96
9.	10,617 - Jaxon Dart, Ole Miss	2022-24
10.	10,354 - Jared Lorenzen, Kentucky	2000-03

Passing Touchdowns

1.	121 - Aaron Murray, Georgia	2010-13
2.	114 - Danny Wuerffel, Florida	1993-96
3.	99 - Drew Lock, Missouri	2015-18
4.	94 - Will Rogers, Mississippi State	2020-23
5.	89 - Peyton Manning, Tennessee	1994-97
6.	88 - Chris Leak, Florida	2003-06
	88 - Tim Tebow, Florida	2006-09
8.	85 - Tua Tagovailoa, Alabama	2017-19
9.	81 - Eli Manning, Ole Miss	2000-03
10.	80 - Bryce Young, Alabama	2020-22

Receptions

1.	262 - Jordan Matthews, Vanderbilt (3,759 yards)	2010-13
2.	236 - Earl Bennett, Vanderbilt (2,852 yards)	2005-07
3.	235 - DeVonta Smith, Alabama (3,965 yards)	2017-20
T4.	234 - Christian Kirk, Texas A&M (2,856 yards)	2015-17
T4.	234 - Bryan Edwards, South Carolina (3,045 yards)	2016-19
6.	228 - Amari Cooper, Alabama (3,463 yards)	2012-15
7.	224 - Calvin Ridley, Alabama (2,781 yards)	2015-17
8.	214 - Joquavious Marks, Mississippi State (1,225 yards) ..	2020-23
9.	208 - Craig Yeast, Kentucky (2,899 yards)	1995-98
10.	207 - Kenny McKinley, South Carolina (2,781 yards)	2005-09

Reception Yardage

1.	3,965 - DeVonta Smith, Alabama	2017-20
2.	3,759 - Jordan Matthews, Vanderbilt	2010-13
3.	3,463 - Amari Cooper, Alabama	2012-15
4.	3,093 - Terrence Edwards, Georgia	1999-2002
5.	3,045 - Bryan Edwards, South Carolina	2016-19
6.	3,042 - Alshon Jeffery, South Carolina	2009-11
7.	3,003 - Malik Nabers, LSU	2021-23
8.	3,001 - Josh Reed, LSU	1999-2001
9.	2,984 - A.J. Brown, Ole Miss	2016-18
10.	2,964 - Boo Mitchell, Vanderbilt	1985-88

Receiving Touchdowns

1.	46 - DeVonta Smith, Alabama (54 games)	2017-20
T2.	31 - Chris Doering, Florida (40 games)	1992-95
T2.	31 - Amari Cooper, Alabama (40 games)	2012-14
T4.	30 - Terrence Edwards, Georgia (45 games)	1999-02
T4.	30 - Josh Reynolds, Texas A&M (38 games)	2014-16
T6.	29 - Ike Hiliard, Florida (32 games)	1994-96
T6.	29 - Terry Beasley, Auburn (30 games)	1969-71
T6.	29 - Jack Jackson, Florida (38 games)	1992-94
9.	28 - Craig Yeast, Kentucky (43 games)	1995-98
T10.	27 - Jabar Gaffney, Florida (23 games)	2000-01
T10.	27 - Marcus Monk, Arkansas (43 games)	2004-07

Tackles

1.	547 - Andy Spiva, Tennessee	1973-76
2.	528 - Freddie Smith, Auburn	1976-79
	528 - Jeff Herrod, Ole Miss	1984-87
4.	521 - Jim Kovach, Kentucky	1974-76, 1978
5.	482 - Chris Chenault, Kentucky	1985-88
6.	475 - David Little, Florida	1977-80
	475 - Jeff Kremer, Kentucky	1984-87
8.	472 - Kem Coleman, Ole Miss	1974-77
9.	470 - Marty Moore, Kentucky	1990-93

10.	467 - Scot Brantley, Florida	1976-79
	467 - Ben Zambiasi, Georgia	1974-77
	467 - Ray Costict, Mississippi State	1973-76

Interceptions

1.	20 - Bobby Wilson, Ole Miss (379 yards)	1946-49
	20 - Chris Williams, LSU (91 yards)	1977-80
3.	19 - Glenn Cannon, Ole Miss (180 yards)	1967-69
	19 - Antonio Langham, Alabama (229 yards)	1990-93
5.	18 - Buddy McClinton, Auburn (251 yards)	1967-69
	18 - Tim Priest, Tennessee (305 yards)	1968-70
7.	16 - Johnthan Banks, Mississippi State (318 yards) ..	2009-12
	16 - Bacarri Rambo, Georgia (293 yards)	2009-12
	16 - Harry Gilmer, Alabama (234 yards)	1944-47
	16 - Jake Scott, Georgia (315 yards)	1967-68
	16 - Mike Jones, Tennessee (305 yards)	1967-69
	16 - Harry Harrison, Ole Miss (242 yards)	1971-73
	16 - Jeremiah Castille, Alabama (186 yards)	1979-82
	16 - John Mangum, Alabama (95 yards)	1986-89
	16 - Walter Harris, Mississippi State (162 yards)	1992-95
	16 - Senquez Golson, Ole Miss (232 yards)	2011-15
	16 - Corey Webster, LSU (181 yards)	2001-04
	16 - Dominick Sanders, Georgia (381 yards)	2014-17

Points Scored

1.	547 - Will Reichard, Alabama (295 PATs, 84 FGs, 60 games)	2019-23
2.	474 - Daniel Carlson, Auburn (198 PATs, 92 FGs, 53 games)	2014-17
3.	440 - Rodrigo Blankenship, Georgia (220 PAT, 80 FGs, 55 games)	2016-19
4.	412 - Blair Walsh, Georgia (184 PATs, 76 FGs, 53 games)	2008-11
5.	410 - Anders Carlson, Auburn (173 PATs, 79 FGs, 56 games) ..	2018-22
6.	409 - Billy Bennett, Georgia (148 PAT, 87 FGs, 50 games)	2000-03
7.	407 - Marshall Morgan, Georgia (215 PATs, 64 FGs, 51 games) ..	2012-15
8.	405 - Harrison Mevis, Missouri (147 PATs, 86 FGs, 49 games)	2020-23
9.	385 - Leigh Tiffin, Alabama (136 PATs, 83 FGs, 46 games)	2006-09
10.	377 - Seth Small, Texas A&M (164 PAT, 71 FGs, 46 games)	2018-21

Points Scored by Kicking

1.	547 - Will Reichard, Alabama (295 PATs, 84 FGs, 60 games)	2019-23
2.	474 - Daniel Carlson, Auburn (198 PATs, 92 FGs, 53 games)	2014-17
3.	440 - Rodrigo Blankenship, Georgia (220 PAT, 80 FGs, 55 games)	2016-19
4.	412 - Blair Walsh, Georgia (184 PATs, 76 FGs, 53 games)	2008-11
5.	410 - Anders Carlson, Auburn (173 PATs, 79 FGs, 56 games) ..	2018-22
6.	409 - Billy Bennett, Georgia (148 PAT, 87 FGs, 50 games)	2000-03
7.	407 - Marshall Morgan, Georgia (215 PATs, 64 FGs, 51 games) ..	2012-15
8.	405 - Harrison Mevis, Missouri (147 PATs, 86 FGs, 49 games)	2020-23
9.	391 Daniel Ramos, LSU (65 FGs, 195 PATs, 50 games) ...	2022-present
10.	385 - Leigh Tiffin, Alabama (136 PATs, 83 FGs, 46 games)	2006-09

357 - Randy Bond, Texas A&M (69 FGs, 150 PATs, 45 games)2022-present

Field Goals Made

1.	92 - Daniel Carlson, Auburn (114 atts.)	2014-17
2.	87 - Billy Bennett, Georgia (110 atts.)	2000-03
3.	84 - Will Reichard, Alabama (100 atts.)	2019-23
4.	83 - Leigh Tiffin, Alabama (109 atts.)	2006-09
	80 - Rodrigo Blankenship, Georgia (97 atts.)	2016-19
5.	79 - Anders Carlson, Auburn (110 atts.)	2018-22
6.	78 - Philip Doyle, Alabama (105 atts.)	1987-90
8.	77 - Kevin Butler, Georgia (98 atts.)	1981-84
9.	76 - Blair Walsh, Georgia (103 atts.)	2008-11
10.	72 - Parker White, South Carolina (99 atts.)	2017-21
	72 - Austin MacGinnis, Kentucky (91 atts.)	2014-17

--

70 - Randy Bond, Texas A&M (94 atts.) 2022-present

PRESEASON HONORS

2025 Media Days All-SEC Team**OFFENSE****First-Team**

QB – LaNorris Sellers, South Carolina
 RB – Quintrevion Wisner, Texas
 RB – Le’Veon Moss, Texas A&M
 WR – Ryan Williams, Alabama
 WR – Cam Coleman, Auburn
 TE – Eli Stowers, Vanderbilt
 OL – Kady Proctor, Alabama
 OL – Cayden Green, Missouri
 OL – DJ Campbell, Texas
 OL – Austin Barber, Florida
 C – Jake Slaughter, Florida

Second-Team

QB – Garrett Nussmeier, LSU
 RB – Jaydn Ott, Oklahoma
 RB – Caden Durham, LSU
 WR – Aaron Anderson, LSU
 WR – Ryan Wingo, Texas
 TE – Oscar Delp, Georgia
 OL – Ar’maj Reed-Adams, Texas A&M
 OL – Trey Zuhn III, Texas A&M
 OL – Jaeden Roberts, Alabama
 OL – Fernando Carmona Jr., Arkansas
 C – Parker Brailsford, Alabama

Third-Team

QB – Arch Manning, Texas
 RB – Nate Frazier, Georgia
 RB – Jam Miller, Alabama
 WR – Eric Singleton, Auburn
 WR – Kevin Coleman Jr., Missouri
 TE – Jack Endries, Texas
 OL – Earnest Greene III, Georgia
 OL – Chase Bisontis, Texas A&M
 OL – Xavier Chaplin, Auburn
 OL – Trevor Goosby, Texas
 C – Connor Lew, Auburn

DEFENSE**First-Team**

DL – Keldric Faulk, Auburn
 DL – Dylan Stewart, South Carolina
 DL – Colin Simmons, Texas
 DL – Christian Miller, Georgia
 LB – Anthony Hill Jr., Texas
 LB – Whit Weeks, LSU
 LB – CJ Allen, Georgia
 DB – KJ Bolden, Georgia
 DB – Michael Taaffe, Texas
 DB – Daylen Everette, Georgia
 DB – Jermod McCoy, Tennessee

Second-Team

DL – Caleb Banks, Florida
 DL – Tim Keenan III, Alabama
 DL – LT Overton, Alabama
 DL – R Mason Thomas, Oklahoma
 LB – Deontae Lawson, Alabama
 LB – Harold Perkins, LSU
 LB – Santarine Perkins, Ole Miss
 DB – Malik Muhammad, Texas
 DB – Domani Jackson, Alabama
 DB – Will Lee III, Texas A&M
 DB – Jalon Kilgore, South Carolina

Third-Team

DL – Tyreek Sapp, Florida
 DL – Trey Moore, Texas
 DL – Cam Ball, Arkansas
 DL – Zxavian Harris, Ole Miss
 LB – Taurean York, Texas A&M
 LB – Arion Carter, Tennessee

LB – Princewill Umanmielen, Ole Miss

DB – Keon Sabb, Alabama
 DB – Boo Carter, Tennessee
 DB – Bray Hubbard, Alabama
 DB – Isaac Smith, Mississippi State

SPECIALISTS**First-Team**

P – Brett Thorson, Georgia
 PK – Peyton Woodring, Georgia
 LS – Beau Gardner, Georgia
 KS – Peyton Woodring, Georgia
 RS – Zachariah Branch, Georgia
 AP – Zachariah Branch, Georgia

Second-Team

P – Jack Bouwmeester, Texas
 *PK – Trey Smack, Florida
 *PK – Lucas Carneiro, Ole Miss
 LS – Rocco Underwood, Florida
 KS – Trey Smack, Florida
 RS – Barion Brown, LSU
 AP – Zavion Thomas, LSU

Third-Team

*P – Devin Bale, Arkansas
 *P – Aidan Laros, Kentucky
 PK – Alex McPherson, Auburn
 LS – Ben Anderson, Oklahoma
 KS – Will Stone, Texas
 RS – Zavion Thomas, LSU
 *AP – Eugene Wilson III, Florida
 *AP – Jadan Baugh, Florida

2025 Preseason Coaches All-SEC Team**FIRST TEAM****Offense**

QB – Garrett Nussmeier, LSU
 RB – Le’Veon Moss, Texas A&M
 RB – Quintrevion Wisner, Texas
 WR – Ryan Williams, Alabama
 WR – Cam Coleman, Auburn
 TE – Eli Stowers, Vanderbilt
 OL – Kady Proctor, Alabama
 OL – Cayden Green, Missouri
 OL – Austin Barber, Florida
 OL – DJ Campbell, Texas*
 OL – Fernando Carmona Jr., Arkansas*
 C – Jake Slaughter, Florida

Defense

DL – Dylan Stewart, South Carolina
 DL – Colin Simmons, Texas
 DL – Keldric Faulk, Auburn
 DL – Christian Miller, Georgia
 LB – Anthony Hill Jr., Texas
 LB – Whit Weeks, LSU
 LB – CJ Allen, Georgia
 DB – KJ Bolden, Georgia
 DB – Daylen Everette, Georgia
 DB – Michael Taaffe, Texas
 DB – Jermod McCoy, Tennessee

Special Teams

PK – Peyton Woodring, Georgia
 P – Brett Thorson, Georgia
 RS – Barion Brown, LSU
 KOS – Peyton Woodring, Georgia
 LS – Beau Gardner, Georgia
 AP – Zachariah Branch, Georgia

SECOND TEAM**Offense**

QB – LaNorris Sellers, South Carolina
 RB – Jaydn Ott, Oklahoma

2025 Media Days Preseason Poll

Texas was predicted to win the 2025 SEC Championship, according to a preseason poll of media covering SEC Football Media Days.

The Longhorns received 96 votes to be crowned SEC Champion on December 6 in Atlanta at Mercedes-Benz Stadium, with Georgia being picked to be the Texas’ opponent in a rematch of the 2024 SEC Championship Game. Georgia received 44 votes to win the SEC Championship.

The participants of the SEC Championship Game will be determined during the regular-season conference schedule as the teams with the two best overall SEC winning percentages.

Only 10 times since 1992 (33 years) has the predicted champion prior to the season at SEC Media Days proceeded to win the SEC Championship Game.

2025 SEC CHAMPION (Votes)		PREDICTED ORDER OF FINISH (Points)	
Texas	96	Texas	3060
Georgia	44	Georgia	2957
Alabama	29	Alabama	2783
LSU	20	LSU	2668
South Carolina	5	South Carolina	2109
Florida	2	Florida	1986
Vanderbilt	2	Ole Miss	1979
Auburn	1	Texas A&M	1892
Ole Miss	1	Tennessee	1700
Tennessee	1	Oklahoma	1613
		Auburn	1272
		Missouri	1170
		Vanderbilt	936
		Arkansas	764
		Kentucky	512
		Mississippi State	343

RB – Caden Durham, LSU
 WR – Aaron Anderson, LSU
 WR – Kevin Coleman Jr., Missouri*
 WR – Eric Singleton, Auburn*
 TE – Oscar Delp, Georgia
 OL – Ar’maj Reed-Adams, Texas A&M
 OL – Jaeden Roberts, Alabama
 OL – Trey Zuhn III, Texas A&M
 OL – Chase Bisontis, Texas A&M
 C – Parker Brailsford, Alabama

Defense

DL – Caleb Banks, Florida
 DL – R Mason Thomas, Oklahoma
 DL – Tim Keenan III, Alabama
 DL – LT Overton, Alabama
 LB – Deontae Lawson, Alabama
 LB – Harold Perkins, LSU
 LB – Santarine Perkins, Ole Miss
 DB – Jalon Kilgore, South Carolina
 DB – Will Lee III, Texas A&M
 DB – Malik Muhammad, Texas
 DB – Domani Jackson, Alabama*
 DB – Keon Sabb, Alabama*

Special Teams

PK – Trey Smack, Florida
 P – Jack Bouwmeester, Texas
 RS – Zachariah Branch, Georgia
 KOS – Trey Smack, Florida
 LS – Rocco Underwood, Florida
 AP – Zavion Thomas, LSU

THIRD TEAM**Offense**

QB – DJ Lagway, Florida
 RB – Nate Frazier, Georgia

RB – Jam Miller, Alabama
 WR – Zachariah Branch, Georgia
 WR – Chris Brazzell II, Tennessee*
 WR – Eugene Wilson III, Florida*
 TE – Miles Kitselman, Tennessee
 OL – Earnest Greene III, Georgia
 OL – Xavier Chaplin, Auburn
 OL – Lance Heard, Tennessee
 OL – Joshua Braun, Kentucky*
 OL – Trevor Goosby, Texas*
 C – Connor Lew, Auburn

Defense

DL – Cam Ball, Arkansas
 DL – Tyreek Sapp, Florida
 DL – Trey Moore, Texas
 DL – Zxavian Harris, Ole Miss
 LB – Taurean York, Texas A&M
 LB – Arion Carter, Tennessee
 LB – Princewill Umanmielen, Ole Miss
 DB – Boo Carter, Tennessee
 DB – Isaac Smith, Mississippi State
 DB – Jalen Catalon, Missouri
 DB – Bray Hubbard, Alabama

Special Teams

PK – Lucas Carneiro, Ole Miss*
 PK – Alex McPherson, Auburn*
 P – Aidan Laros, Kentucky
 RS – Zavion Thomas, LSU
 KOS – Will Stone, Texas
 LS – Ben Anderson, Oklahoma
 AP – Martel Hight, Vanderbilt

*Ties (ties are not broken)

SEC FOOTBALL BOWL AGREEMENTS

The Southeastern Conference has six-year agreements with nine football post-season bowls. The nine bowls are in addition to bowl games in the College Football Playoff system for which SEC teams are eligible to qualify.

The SEC has its current agreements through 2025 with the Cheez-It Citrus Bowl in Orlando, the ReliaQuest Bowl in Tampa, the TaxSlayer Gator Bowl in Jacksonville, the Music City Bowl in Nashville, the Kinder's Texas Bowl in Houston, the AutoZone Liberty Bowl in Memphis, the JLab Birmingham Bowl and the Union Home Mortgage Gasparilla Bowl.


In addition, the SEC will continue its relationship with the Duke's Mayo Bowl in Charlotte, participating in that bowl game in 2025.

The SEC will maintain its current bowl selection process in which the Citrus Bowl has the first selection of available SEC teams after any conference schools have qualified for the College Football Playoff after which the SEC assigns teams to a Pool of Six bowl. The SEC Pool of Six consists of the ReliaQuest Bowl, TaxSlayer Gator Bowl, Liberty Mutual Music City Bowl, Kinder's Texas Bowl and Autozone Liberty Bowl, as well as the SRS Distribution Las Vegas Bowl in 2024, and the Duke's Mayo Bowl in 2025.

In consultation with SEC member institutions, as well as these six bowls, the conference will make assignments for the bowl games in the pool system. ESPN Events selects teams to participate in the JLab Birmingham and Union Home Mortgage Gasparilla Bowls after the Pool of Six have been assigned.

2025-26 College Football Playoff

- The ranking of the teams will continue to be done by a selection committee.
- A new policy in 2025 will guarantee the five highest-ranked conference champions a place in the Playoff, but will no longer include a bye for the four highest-ranked champions. The 12-team bracket will now be seeded directly based on the final ranking of the CFP Selection Committee, with the four highest-ranked teams receiving a first-round bye. If one or more of the five highest-ranked conference champions are ranked outside the top 12, that team or teams would move up to the 12th seed, 11th seed, etc., based on the number of conference champions outside the top 12.
- The teams ranked Nos. 5-12 will play in the CFP First Round with the higher seeds hosting the lower seeds either on campus or at other sites designated by the higher-seeded institution (No. 12 at No. 5, No. 11 at No. 6, No. 10 at No. 7 and No. 9 at No. 8).
- The four highest-ranked teams will be assigned to Playoff Quarterfinals bowls on Selection Day in ranking order and in consideration of current contract bowl relationships (for example: if the highest-ranked team is from the Big Ten, that team would be assigned to the Rose Bowl Game).
- The College Football Playoff bracket will follow the selection committee's rankings, with no modifications made to avoid rematches between teams that may have played during the regular season or are from the same conference.
- The bracket will remain in effect throughout the playoff (i.e., no re-seeding).
- The No. 1 seed would receive preferential placement based on geography for the Playoff Semifinal site assignment.
- All 11 games will be under the CFP umbrella with the administrative policies determined by the CFP.



2025 SEC Football

SEC FOOTBALL BOWL AGREEMENTS

2025-26 COLLEGE FOOTBALL PLAYOFF SCHEDULE

<u>DATE</u>	<u>GAME</u>	<u>TIME (ET)</u>	<u>PLATFORM</u>
Fri., Dec. 19	CFP First Round Game		
Sat., Dec. 20	CFP First Round Game		
	CFP First Round Game		
	CFP First Round Game		
Wed., Dec. 31	Playoff Quarterfinal at the Goodyear Cotton Bowl Classic	7:30 p.m.	ESPN
Thurs., Jan. 1	Playoff Quarterfinal at the Capital One Orange Bowl	Noon	ESPN
	Playoff Quarterfinal at the Rose Bowl Game presented by Prudential	4 p.m.	ESPN
	Playoff Quarterfinal at the Allstate Sugar Bowl	8 p.m.	ESPN
Thu., Jan. 8	Playoff Semifinal at the VRBO Fiesta Bowl	7:30 p.m.	ESPN
Fri., Jan. 9	Playoff Semifinal at the Chick-fil-A Peach Bowl	7:30 p.m.	ESPN
Mon., Jan. 19	CFP National Championship (Miami Gardens, Fla.)	7:30 p.m.	ESPN

SEC BOWLS

CHEEZ-IT CITRUS BOWL

(Orlando, FL) vs. Big 10 December 31 – 3 p.m. ET – ABC

After the CFP selection process the Citrus Bowl gets the first selection of available SEC Teams.

POOL OF SIX BOWLS:

After the CFP selection process and the Cheez-It Citrus Bowl selects a team, there will be a pool of six bowls and the Conference, in consultation with the institutions and the bowls, will make the assignments for these six bowl games from all eligible SEC teams.

The pool of six bowls for 2025-26 are as follows:

Kinder's Texas Bowl (Houston, TX) vs. Big 12 – December 27 – 9:15 p.m. ET – ESPN

Duke's Mayo Bowl (Charlotte, NC) vs. ACC – January 2 – 8 p.m. ET – ESPN

Liberty Mutual Music City Bowl (Nashville, TN) vs. Big Ten – December 30 – 5:30 p.m. ET – ESPN

TaxSlayer Gator Bowl (Jacksonville, FL) vs. ACC – December 27 – 7:30 p.m. ET – ABC

AutoZone Liberty Bowl (Memphis, TN) vs. Big 12 – January 2 – 4:30 p.m. ET – ESPN

ReliaQuest Bowl (Tampa, FL) vs. Big Ten – December 31 – Noon ET – ESPN

BOWLS AFTER THE POOL OF SIX:

JLab Birmingham Bowl

(Birmingham, AL) vs. American – December 29 – 2 p.m. ET – ESPN

Union Home Mortgage Gasparilla Bowl

(Tampa, FL) vs. American – December 19 – 3:30 p.m. – ESPN



ESPN Events selects teams to participate in the Birmingham and Gasparilla Bowls after the Citrus Bowl and Pool of Six.

SEC BOWL SUCCESS

NATIONAL CHAMPIONS SINCE 1992

Since the first SEC expansion in 1992, the SEC has the most national championships (AP, USA Today) with 17. During that time, the SEC has had more teams with national titles than any other conference (6). Here is a breakdown:

SEC (17) Florida (2008, 2006, 1996), LSU (2003, 2007, 2019), Tennessee (1998), Alabama (1992, 2009, 2011, 2012, 2015, 2017, 2020), Auburn (2010), Georgia (2021, 2022)
 ACC (5) Florida State (1993, 1999, 2013), Clemson (2016,18)
 Big 12 (5) Texas (2005), Oklahoma (2000), Nebraska (1994, 1995, 1997)
 Big Ten (5) Ohio State (2002, 2014, 2024), Michigan (1997, 2023)
 Pac-10 (2) Southern California (2003, 2004)
 Big East (1) Miami, Fla. (2001)

The SEC was the first conference to claim four consecutive Associated Press (first poll - 1936), National Football Foundation and College Hall of Fame (first poll - 1959), Football Writers Association of America (first poll - 1954) and USA Today or UPI Coaches Poll (first poll - 1950) national championships.

SEC IN BOWL GAMES

• Since 2006, the SEC has accrued more bowl wins (122) and appearances (200) than any other conference. The conference's .610 bowl winning percentage is first among A5 leagues during that time.

SEC	122-78	.610
Big Ten	83-87	.488
ACC	77-101	.433
Big 12	72-70	.507
American	60-57	.513
Mountain West	59-49	.546
Pac-12	57-61	.483
Conference USA	53-61	.465
Sun Belt	47-35	.573
MAC	36-67	.350
Independents	28-20	.583

• The SEC is 16-7 (.696) in College Football Playoff games (not versus each other) and 4-2 in College Football Playoff National Championship Games (not versus each other). The SEC has appeared in eight of the 11 CFP National Championship Games, winning six. The SEC finished 9-2 in BCS National Championship Games (LSU 2-1, Florida 2-0, Alabama 3-0, Tennessee 1-0, Auburn 1-1), 8-1 vs. non-SEC competition. The SEC had the most wins (17) and the highest winning percentage of any conference that has three-or-more appearances in BCS bowl games. The SEC was 17-10 in BCS games (.630 percentage), 16-9 (.640) in non-conference. Since 2006, the SEC has posted a 32-18 (.640) record in BCS/CFP games, more wins, appearances and winning percentage than any other A4 conference.

• Eleven different SEC teams, including all seven from the former SEC Western Division, have made BCS/New Year's Six bowl game appearances since 2006: Alabama, Arkansas, Auburn, Florida, Georgia, LSU, Ole Miss, Mississippi State, Tennessee, Texas and Texas A&M.

SEC IN THE COLLEGE FOOTBALL PLAYOFF

Teams in the Playoff (Record-Winning %) (Since First Year of CFP in 2014)

SEC: 15 (18-9; .667) (Includes 2018/2022 All-SEC National Championship Game) (16-7; .696 in games not versus each other)
 ACC: 9 (6-7; .462)
 Big Ten: 9 (11-9; .550)
 Big 12: 7 (1-7; .125)
 Independent: 3 (3-3; .500)

Pac-12: 3 (2-3; .400)
 Group of Five: 2 (0-2; .000)

Teams in the Playoff (Record-Winning %) (Since First Year of 12-Team CFP in 2024)

Big Ten: 4 (6-2; .750)
 SEC: 3 (2-3; .400)
 ACC: 2 (0-2; .000)
 Big 12: 1 (0-1; .000)
 Independent: 1 (3-1; .750)
 Group of Five: 1 (0-1; .000)

CFP National Championship Game Appearances

SEC: 10
 ACC: 4
 Big Ten: 4
 Pac-12: 2
 Big 12: 1
 Independent: 1

Since 2006, the SEC has posted 35 wins in BCS - now New Year's Six/Access bowls - more wins than any other conference. Here are the BCS/CFP bowl records of all conferences since 2006:

SEC	35-18	.660
Big Ten	26-23	.531
Big 12	14-17	.452
Pac-12	12-16	.429
ACC	11-21	.256
AAC	8-7	.533
Mountain West	3-2	.600
WAC	2-1	.667
Independents	2-6	.250
CUSA	0-1	.000
MAC	0-2	.000

CFP Era (2014-Present) (Includes CFP Championship Game)

SEC	26-13	.667
Big Ten	21-15	.583
ACC	8-15	.348
Big 12	8-10	.444
Pac-12	5-10	.333
AAC	2-4	.333
Independent	2-1	.667
Mountain West	1-1	.500
CUSA	1-0	.000
MAC	0-1	.000

Most Bowl Appearances – Single Season

1. 13 - SEC, 2024; ACC, 2024; SEC, 2021
2. 12 - SEC, 2014, 2016; Big Ten, 2024
3. 11 - SEC, 2018, 2022
 11 - ACC, 2013, 2014, 2016, 2018, 2023
 11 - Big Ten, 2023
5. 10 - SEC, 2009, 2010, 2013, 2015
 10 - ACC, 2008, 2017, 2019
 10 - Big Ten, 2011, 2014, 2015, 2016, 2021
 10 - Pac-12, 2015, 2023

Most Bowl Wins – Single Season

1. 11 - Big Ten, 2024 (11-6)
2. 9 - SEC, 2015 (9-2)
 9 - ACC, 2016 (9-3)

SEC SUCCESS SINCE 2006

During the last 19 seasons (2006-24), Southeastern Conference football has experienced success that is unparalleled in its football history and in the history of college football. During this tenure, the SEC's achievements have been demonstrated by:

- Triumphs in major bowl games, including the National Championship Game
- Non-conference success in regular season and bowl games
- Defeating highly-ranked non-conference teams
- Success in the polls and rankings
- Individual awards and All-America Teams
- Academic and Community Service Standouts
- Continued accomplishments of former SEC student-athletes in the NFL and NFL Draft

SEC IN THE CFP/BCS ERA (Since 1998)

• The SEC has won 13 of the last 19 national championships, 15 of the 27 BCS/CFP-era National Championships, six runner-up finishes and 29 overall national titles (CFP, AP, BCS, FWA, Coaches Poll) in SEC history. The SEC has appeared in 16 of the last 19 National Championship Games and in 10 of the 16 BCS Championship Games, winning nine.

• Five different SEC schools have won the National Championship since 2006 (Auburn, 2010; Alabama, 2009, 2011, 2012, 2015, 2017, 2020; Florida, 2006, 2008; LSU, 2007, 2019; Georgia, 2021, 2022). Five programs have advanced to the national championship game since 2013. Tennessee (1998) has also won the former BCS crown. Auburn appeared in the 2013 BCS Championship Game, as did LSU in 2011, Georgia in 2017 and Alabama in 2021. A team from the SEC Western Division had advanced to five consecutive national championship games prior to the 2014 season, when Alabama lost in the CFP semifinals. The ACC (Clemson, Miami and Florida State) and Big Ten (Michigan, Ohio State) has seen three schools win titles since 1998, while the current Big 12 has none.

• Since 2006, over half of the slots in the National Championship Game have been taken by SEC teams (19 of 38). The Big Ten has six during that time, the ACC has four, while the Big 12 and Pac-12 has three.

• The SEC has had more teams ranked in the BCS/CFP standings than any other conference since 2006. The league has had 15 of its 16 teams ranked at one time or another since 2006. Vanderbilt is the only team to not appear in the BCS/CFP rankings during this time, however, the Commodores finished ranked in the Top 25 in both 2012 and 2013 after bowl games with 9-4 records. The BCS/CFP does not produce a poll following bowl games. The Commodores were also ranked in the AP/Coaches Poll in 2024 two weeks prior to the first CFP poll of 2024.

• Since 2006, the SEC has posted 35 wins in BCS/New Year's Six/Access bowls - more wins than any other conference.

• Six of the top 10 defensive performances in CFP/BCS history have been registered by SEC teams, more than any other conference. Alabama's shutout of LSU in the 2012 BCS National Championship Game was the first shutout in CFP/BCS history. Alabama defeated Michigan State soundly 38-0 in a CFP National Semifinal in 2015, while defeating Washington 24-7 in 2016 semifinal contest. Alabama dominated Clemson in the 2018 Sugar Bowl Semifinal, holding Clemson to just 188 yards, well short of their average 448 yards per game. In the 2021 CFP Semifinal, Alabama defeated Cincinnati 27-6, holding the Bearcats to 218 yards and a pair of field goals. Georgia's 65-7 victory over TCU in the 2022 national championship game, the Bulldogs held TCU to 188 total yards and nine first downs. Georgia's 63-3 defeat of Florida State in the 2023 Orange Bowl was the largest margin of victory in the entire history of postseason bowls, holding FSU to only 209 yards.

• The SEC has now won 73 games in the last nine postseasons. With 12 teams advancing to bowl games in 2016, the SEC became the first conference to send at least 10 teams to postseason bowls in four consecutive seasons. The SEC sent a (then) NCAA-record 12 teams to participate in postseason bowl games in 2014 and has sent no less than eight teams to post-season bowls in each of the last 17 seasons. The SEC established a national-record with nine postseason victories in 2015 and owned the previous record for postseason bowl victories with seven wins in 2007, 2013 and 2014. The SEC qualified a record 13 teams for postseason bowls in 2021 and finished 7-2 in the 2020 postseason, with all seven wins coming against Top-25 competition - the most in history for the conference. The SEC again sent 13 teams to postseason in 2024.

• The SEC is 122-78 (.610) in bowl games since 2006, the only Autonomy Five league with a .600 or better winning percentage and nearly 40 wins more than the next closest conference.

SEC vs. OTHER CONFERENCES

• Since 2006, the SEC has posted the highest non-conference winning percentage (regular season & bowls) than any other conference. The league has a 927-232 record, an 80.0 winning percentage. The SEC has won no less than 43 non-conference games (regular season & bowls) during the last 19 seasons (2006-2024). Last season (2024), the SEC was 63-16 (.797), including bowl games.

SEC IN FINAL RANKINGS

• Since 2006, the SEC has had the most teams ranked in the final USA Today Coaches Poll. The conference has had 106 teams ranked in the final USA Today rankings during that span, including seven in 2024.

• The SEC has either led or tied for the lead with the most teams ranked in the USA Today Top-25 for 17 of the last 19 seasons.

THIS IS SEC FOOTBALL

• Sixteen times in the last 19 seasons, a team from the SEC has advanced to the national championship game. The SEC has won 13 of those contests, with two of the losses coming in the game's final seconds. The winner of the SEC Championship Game has advanced to the National Championship Game all but three times since 2006.

• With Florida in January 2009, five different teams from the SEC (Alabama, Auburn, Florida, LSU, Georgia) have played for and won the national championship in the last 15 seasons. All five have multiple appearances and at least one victory since in the national championship game since 2007.

• The SEC won four consecutive CFP National Championships, by three different programs (LSU, Alabama, Georgia), from 2019-2022.

• Not counting games versus each other, the SEC is 16-7 all-time in College Football Playoff games, playing in eight of the 11 CFP Championship Games (winning six of those eight). The SEC is 10-3 in CFP Semifinals, including a streak of 10 consecutive semifinal wins from 2015-2022.

• Since 2006, the SEC has posted a 35-18 (.660) record in BCS/CFP games, more wins, appearances, and winning percentage than any other A4 conference.

• The Southeastern Conference led the nation yet again in 2024 with 439 former players on opening weekend 53-man active rosters, including injured reserve.

• A total of 35 former SEC players were on active rosters of Super Bowl LVI between the Kansas City Chiefs and the Philadelphia Eagles.

• The SEC is 122-78 (.610) in bowl games since 2006, the only FBS league with a .600 or better winning percentage and nearly 40 wins more than the next closest conference.

• The SEC has now won 73 games in the last nine postseasons and has sent no less than eight teams to post-season bowls in each of the last 18 seasons.

• In the 11 seasons of the College Football Playoff era, only nine programs nationally have been ranked No. 1 in the weekly CFP Top-25 Poll (which begins in late October each year) - five of those nine programs (Alabama, Georgia, LSU, Mississippi State, Tennessee) are from the SEC. Prior to 2023, no team outside the SEC had been ranked No. 1 in the weekly CFP Poll since 2019, while four schools from the SEC were ranked No. 1 during that time.

• With Georgia and Alabama both earning victories in the CFP Semifinals in both 2021 and 2017, the national championship game has featured two SEC teams twice in the last eight years and three times since the 2011 season.

• The SEC Championship has been the most watched conference championship nationally for 16 of the past 17 seasons, including 12 in a row from 2008-2019. The only year it was not #1 was 2020 when the SEC did not have a traditional schedule due to the pandemic.

• The 2024 SEC Championship Game averaged 16.6 million viewers across ABC and ESPN, the fourth-largest audience on record for the game. The overtime win for Georgia, which peaked with 19.7 million viewers, delivered the largest audience of the college football season - surpassing the previous high set by the regular season matchup between the same two teams. Overall, the SEC title game last season delivered the third-largest regular season college football audience ever on the ESPN family of networks.

SEC IN THE NFL

- The Southeastern Conference led the nation yet again in 2025 with 451 former players on opening weekend 53-man active rosters, including injured reserve.
- The SEC has had more of its former players on NFL rosters in the last 10 seasons than any other conference. Since 2012, the SEC has averaged 368 players per year on NFL opening weekend rosters.
- During the last 20 completed NFL seasons (2005-24), the SEC had had five of its former players named NFL MVP (2005, Shaun Alexander, RB, Alabama with Seattle; 2008-09-13, Peyton Manning, QB, Tennessee with Indianapolis and Denver; 2015, Cam Newton, QB, Auburn with Carolina).
- During the last 18 Super Bowls (2006-24), three former SEC players have been named game MVP five times (2006 – Hines Ward, WR, Georgia with Pittsburgh; 2007 – Peyton Manning, QB, Tennessee with Indianapolis; 2008 and 2012– Eli Manning, QB, Ole Miss with New York Giants. Von Miller of Texas A&M was named MVP of Super Bowl 50, although his final year was the Aggies final season prior to joining the SEC.

SEC ON NFL ROSTERS

2014	2015	2016	2017	2018	2019	2020	2021	2022	2023	2024
345	355	362	368	379	432	356	363	369	372	437

- The SEC led the nation's conferences in NFL Draft picks for the 19th consecutive year in 2025 with 79 selections.
- The 79 selections set a record for a conference in a single NFL Draft, shattering the previous mark of 65 (which was also held by the SEC).
- This marks the 11th straight year for the SEC to see 50 or more players taken in the NFL Draft. Only four times in the last 30 years has another conference other than the SEC seen 50 or more players drafted.
- A total of 15 SEC teams had selections in the 2025 NFL Draft.
- This is the ninth consecutive year the SEC has seen 25 or more players selected through the first three rounds of the NFL Draft.
- The SEC has averaged over 50 selections per draft since 2006.
- Georgia led the SEC with 13 players drafted. Texas was second with 12, while Ole Miss had eight selections. Alabama, LSU and Florida all saw seven former players selected.
- For the 14th time in the last 15 years, the SEC once again tied or led the nation in First Round NFL Draft selections, as the league produced 15 opening-round draft picks.
- The 15 selections in the opening round tied for the most in the history of the NFL Draft (set by the SEC in 2020).
- This is the fifth time in the last six years, and seventh in the last nine, the SEC has produced 10 or more First Round selections.
- During the last 21 NFL Drafts, the SEC has a nation-leading 194 players taken in the opening round, an average of over nine per season.
- The SEC had six of the first 15 selections and nine of the first 20 of the 2025 NFL Draft.
- The SEC now has 170 First Round NFL Draft selections since 2010.
- Since 2010, the SEC has nearly double (170) the total amount of First Round selections than the next closest conference (Big Ten – 88).
- Nine different SEC teams had a player taken in the First Round of the 2025 NFL Draft.
- The SEC now has 61 Top 10 picks since 2009 and 67 since 2007.
- Since 2009, Top 10 NFL picks by league: SEC (61); Big 12 (28); B1G (28), ACC (27); Notre Dame (5); AAC (3); MAC (3); BYU (2); Mountain West (1).
- Georgia and Texas led the SEC with three First Round selections in the 2025 NFL Draft.
- Alabama has a First-Round selection in each of the past 17 NFL Drafts, the longest streak in SEC and college football history, as well as the most First Round picks nationally since 2007 with 49.

2025 FIRST-ROUND SELECTIONS BY CONFERENCE

SEC: 15

Big Ten: 11
ACC: 2
B12: 2
MWC: 1
FCS: 1

FIRST-ROUND SELECTIONS SINCE 2010

SEC: 170

Big Ten: 88
ACC: 74
Big 12: 53

SEC FIRST ROUND SELECTIONS SINCE 2010

2025: 15
2024: 11
2023: 9
2022: 12
2021: 12
2020: 15
2019: 9
2018: 10
2017: 12
2016: 8
2015: 7
2014: 11
2013: 12
2012: 9
2011: 11
2010: 7

SEC IN THE NFL SUCCESS

- Former Southeastern Conference football players have had success in the National Football League. Here is a snapshot of that success since 2000.

2000s All-Decade Team

OG – Alan Faneca, LSU (Pittsburgh, N.Y. Jets, Arizona)
C – Kevin Mawae, LSU (Seattle, N.Y. Jets, Tennessee)
QB – Peyton Manning, Tennessee (Indianapolis)
RB – Jamal Lewis, Tennessee (Baltimore, Cleveland)
RB – Shaun Alexander, Alabama (Seattle, Washington)
DT – Richard Seymour, Georgia (New England, Oakland)
CB – Champ Bailey, Georgia (Washington, Denver)

NFL MVPs

2003 – Peyton Manning, Indianapolis (Tennessee)
Jamal Lewis, Baltimore (Tennessee)
2004 – Peyton Manning, Indianapolis (Tennessee)
2005 – Shaun Alexander, Seattle (Alabama)
2008 – Peyton Manning, Indianapolis (Tennessee)
2009 – Peyton Manning, Indianapolis (Tennessee)
2013 – Peyton Manning, Denver (Tennessee)
2015 – Cam Newton, Carolina (Auburn)

Super Bowl MVPs

XL – Hines Ward, Pittsburgh (Georgia)
XLI – Peyton Manning, Indianapolis (Tennessee)
XLII – Eli Manning, New York Giants (Ole Miss)
XLVI – Eli Manning, New York Giants (Ole Miss)
50 – *Von Miller, Denver Broncos (Texas A&M)

*-Final season at Texas A&M was season prior to school joining the SEC.

A total of 35 former players from current Southeastern Conference institutions were on the active rosters of the Kansas City Chiefs and the Philadelphia Eagles, the two National Football League teams in Super Bowl LIX on February 11. That number reflects players on active rosters only and does not include any injured reserve or practice squad players.

An additional 11 former players are on practice squads/injured reserve for the two remaining teams, bringing the total number of former SEC players represented to an astounding 46.

This year's Super Bowl was played at Caesar's Superdome in New Orleans, La.

Georgia and Oklahoma lead the SEC with eight former players represented in the Super Bowl. Seven former Sooners appear on the active roster for the game, while six for Georgia are listed on the active roster.


Fifteen SEC schools will have at least one former player represented in the Super Bowl.

A representative from a SEC institution has been named MVP of the Super Bowl on five occasions since 2006.

Total 2025 NFL Draft Picks:

SEC: 79

Big Ten: 71
ACC: 42
Big 12: 31
FCS: 8
Independent: 7
AAC: 6
Mountain West: 6
MAC: 4
Sun Belt: 1
CUSA: 1
Pac 12: 1



SEC CHAMPIONSHIP GAME

2025 SEC CHAMPIONSHIP GAME

The Southeastern Conference's top two teams in the regular season standings will meet in Atlanta's Mercedes-Benz Stadium to battle for the league championship and the right to represent the conference in the College Football Playoff. The 34th-annual title game is set for December 6 and will be televised nationally by ABC.

The game was born as a result of 1992 conference expansion, which saw Arkansas and South Carolina become the first members added in SEC history. Under NCAA regulations, a conference with 12 members may play an additional football game to determine its champion, provided the regular season is played in divisions.

The participants of the game will be determined during the eight-game regular-season conference schedule as the teams with the two best overall SEC winning percentages.

The SEC Championship has been the most watched conference championship nationally for 16 of the past 17 seasons, including 12 in a row from 2008- 2019. The only year it was not No. 1 was 2020 when the SEC did not have a traditional schedule due to the pandemic.

The 2024 SEC Championship Game averaged 16.6 million viewers across ABC and ESPN, the fourth-largest audience on record for the game. The overtime win for Georgia, which peaked with 19.7 million viewers, delivered the largest audience of the college football season — surpassing the previous high set by the regular season matchup between the same two teams. Overall, the SEC title game last season delivered the third-largest regular season college football audience ever on the ESPN family of networks.

The 2009 SEC Championship Game earned an 11.8 rating and a 24 share, marking the highest-rated SEC Championship Game in history. The game matched the No. 1 Florida Gators (12-0) vs. the No. 2 Alabama Crimson Tide (12-0).

The SEC Championship Game has drawn 31 capacity crowds in its 33-year history. Only 1993 (Birmingham) and 1995 (Atlanta) were not sellouts.

The SEC, along with AMB Sports & Entertainment (AMBSE) and the Georgia World Congress Center Authority (GWCCA), have an agreement to host the SEC Championship Game at Mercedes-Benz Stadium in Atlanta through 2031. The new agreement allows the SEC the option of adding a five-year extensions through 2036. The Georgia Dome hosted the SEC Championship Game for 23 years beginning in 1994, with capacity crowds in the last 22 consecutive years. By the end of the new agreement, including options, the Championship will have been played in Atlanta a total of 43 years.

Year	Score	Attendance
1992	Alabama 28, Florida 21	83,091
1993	Florida 28, Alabama 13	76,345
1994	Florida 24, Alabama 23	74,751
1995	Florida 34, Arkansas 3	71,325
1996	Florida 45, Alabama 30	74,132
1997	Tennessee 30, Auburn 29	74,896
1998	Tennessee 24, Miss. State 14	74,795
1999	Alabama 34, Florida 7	71,500
2000	Florida 28, Auburn 6	73,427
2001	LSU 31, Tennessee 20	74,843
2002	Georgia 30, Arkansas 3	74,835
2003	LSU 34, Georgia 13	74,913
2004	Auburn 38, Tennessee 28	74,892
2005	Georgia 34, LSU 14	73,717
2006	Florida 38, Arkansas 28	73,374
2007	LSU 21, Tennessee 14	73,832
2008	Florida 31, Alabama 20	75,892
2009	Alabama 32, Florida 13	75,514
2010	Auburn 56, South Carolina 17	75,802
2011	LSU 42, Georgia 10	74,515
2012	Alabama 32, Georgia 28	75,624
2013	Auburn 59, Missouri 42	75,632
2014	Alabama 42, Missouri 13	73,526
2015	Alabama 29, Florida 15	75,320
2016	Alabama 54, Florida 16	74,632
2017	Georgia 28, Auburn 7	76,534
2018	Alabama 35, Georgia 28	77,141
2019	LSU 37, Georgia 10	74,150
2020	Alabama 52, Florida 46	16,500
2021	Alabama 41, Georgia 24	78,030
2022	Georgia 50, LSU 30	74,810
2023	Alabama 27, Georgia 24	78,320
2024	Georgia 22, Texas 19 (OT)	74,916

Here's a chart of team history in the SEC Championship Game:

Team	Appearances	W-L	Pct.
Alabama	15	11-4	.733
Florida	13	7-6	.538
Georgia	12	5-7	.417
LSU	7	5-2	.714
Auburn	6	3-3	.500
Tennessee	5	2-3	.400
Arkansas	3	0-3	.000
Missouri	2	0-2	.000
Mississippi State	1	0-1	.000
South Carolina	1	0-1	.000
Texas	1	0-1	.000

SEC FOOTBALL TIE-BREAKING PROCESS

In the event of a tie between teams competing for a place in the Conference championship game, the following procedures will be used in descending order until the tie is broken:

- * Head-to-head competition among the tied teams
- * Record versus all common Conference opponents among the tied teams
- * Record against highest (best) placed common Conference opponent in the Conference standings, and proceeding through the Conference standings among the tied teams
- * Cumulative Conference winning percentage of all Conference opponents among the tied teams
- * Capped relative total scoring margin versus all Conference opponents among the tied teams
- * Random draw of the tied teams

If the regular season standings determine a clear Conference champion and two or more teams are tied for second place, the Conference champion will be the home team in the Championship Game and the tiebreaking procedures will be used to determine its opponent.

If a tiebreaker step produces standings with two teams tied for first place in the Conference, both will qualify for the championship game. To decide the seeding of the two teams, both will progress through the two-team tiebreaker procedures until the tie is broken, which will determine home/away designation for the SEC Championship Game.

The 2025 SEC Championship Game will be held on Saturday, Dec. 6, at Mercedes-Benz Stadium in Atlanta, Ga.

Complete tiebreaker procedures and examples can be found at www.SECsports.com/ftiebreaker.



SEC CHAMPIONSHIP GAME

SEC CHAMPIONSHIP GAME RACE RECAPS

1992 - Both races decided before final weekend. Florida and Georgia (6-2 in the SEC) were co-champions in the Eastern Division. The Gators won the tie-breaker by virtue of a 26-24 win over the Bulldogs earlier in the season. Alabama (8-0) was the outright Western Division champion, even with a game against Auburn in the final weekend, which the Tide won, 17-0.

1993 - Both races decided before final weekend. Florida won the Eastern Division and Alabama won the Western Division. The Gators finished 1/2 game ahead of Tennessee (UT tied Alabama, 17-17). Alabama, at 5-2-1, finished two games ahead second-place Arkansas. Auburn was 8-0 in the SEC, but was ineligible for the conference title.

1994 - Both races decided before final weekend. Florida won the Eastern Division, finishing SEC play at 7-1, two games ahead of Tennessee. Alabama won the Western Division with an 8-0 SEC mark, three games ahead of Miss. State.

1995 - Both races decided before final weekend. Florida won the Eastern Division, finishing SEC play at 8-0, one game ahead of Tennessee. Arkansas won the Western Division with a 6-2 SEC mark, one game ahead of Auburn and Alabama.

1996 - Both races decided before final weekend. Florida won the Eastern Division, finishing SEC play at 8-0, one game ahead of Tennessee. Alabama won the Western Division with a 6-2 SEC mark, tying LSU. However, the Tide defeated the Tigers, 26-0, earlier in the year to win the tie-breaker.

1997 - Eastern Division race not finalized until after the final weekend. Tennessee defeated Vanderbilt, 17-10, to win the division on the final weekend. Tennessee, at 7-1 in the SEC, finished one game ahead of Georgia and Florida. Auburn had won the Western Division with a 6-2 SEC mark, tying LSU. However, Auburn defeated LSU, 31-28, earlier in the year to win the tie-breaker.

1998 - Western Division race not finalized until after the final weekend. Miss. State defeated Ole Miss, 28-6, on Thanksgiving night, to win division on final weekend. Arkansas and Miss. State finished in tie for the division title. However, Miss. State defeated Arkansas, 22-21, earlier that season to win the tie-breaker. Arkansas defeated LSU 41-14 on the final weekend, but when State defeated Ole Miss, the chase for the Championship Game had been won. Tennessee had clinched the Eastern Division before the final weekend and defeated Vanderbilt, 41-0, to finished the SEC at 8-0.

1999 - Both races decided before final weekend. Florida won the Eastern Division, finishing SEC play at 7-1, one game ahead of Tennessee. Alabama won the Western Division with a 7-1 SEC mark, one game ahead of Miss. State.

2000 - Both races decided before final weekend. Florida won the Eastern Division, finishing SEC play at 7-1, two games ahead of South Carolina, Georgia and Tennessee. Auburn won the Western Division with a 6-2 SEC mark, one game ahead of LSU. LSU lost to Arkansas in the final weekend, 14-3. Even if the Tigers would have beaten the Razorbacks, Auburn would have won the tie-breaker over LSU due to a 34-17 win earlier in the season.

2001 - Both races go down to the final weekend. Due to game postponements on Sept. 15, games were reschedule for Dec. 1. On that weekend, Tennessee defeated Florida, 34-32, in Gainesville, and LSU defeated Auburn, 27-14, in Baton Rouge, to clinch berths in the SEC Championship Game. The Vols won the East with a 7-1 mark while LSU had a 5-3 mark and tied with Auburn for the West, but won the head-to-head tiebreaker.

2002 - Western division race not finalized until after the final weekend. Georgia clinched the Eastern Division championship on Nov. 16 after defeating Auburn, 24-21, in Auburn. The 7-1 Bulldogs finish one game ahead of Florida, which was 6-2. Arkansas wins the Western Division on the season's final weekend, defeating LSU, 21-20, in Little Rock on Nov. 29. The Razorbacks, LSU Tigers and Auburn Tigers are tied at 5-3 but Arkansas wins the head-to-head tiebreakers.

2003 - Both races decided on final weekend. Tennessee defeats Kentucky, 20-7, to force a three-way tie for Eastern Division championship between Vols, Georgia and Florida. Using tie-breaker involving the BCS standings, Georgia has the highest BCS ranking and has defeated Tennessee (next highest ranking) during regular season to secure SEC Championship Game berth. LSU defeats Arkansas, 55-24, and Ole Miss beats Mississippi State, 31-0, to force a tie for the Western Division championship. LSU's 17-14 win over Ole Miss the week before earns the Tigers the Western Division berth.

2004 - Auburn clinches berth in the SEC Championship Game on Oct. 30, tying the earliest since the game began in 1992 (Alabama, 1993). The Tigers (8-0) finish two games ahead in the standings of second-place LSU (6-2). Tennessee clinches berth as Eastern Division representative with 38-33 win against Vanderbilt on Nov. 20. The Vols (7-1) would win their next game on the following weekend against Kentucky to claim the division title outright. Georgia was second in the Western Division with a 6-2 mark.

2005 - Georgia (6-2) clinched Eastern Division Championship with a 45-13 win over Kentucky on Nov. 19. The Bulldogs finish one full game ahead of South Carolina and Florida in the standings. LSU clinched Western Division title with a 19-17 win over Arkansas on Nov. 25. The Tigers finished tied for the Western Division title (7-1), but defeated Auburn, 20-17, on Oct. 22, to win the tie-breaker.

2006 - Florida (7-1) clinched Eastern Division Championship and berth in the SEC Championship Game on Nov. 4, by defeating Vanderbilt, 25-19. Arkansas clinched the Western Division title and SEC Championship Game berth with a 28-14 win over Mississippi State on Nov. 18.

2007 - LSU (6-2) clinched Western Division berth in the SEC Championship Game on Week 11 after Alabama and Auburn both lose. Tennessee (6-2) gets Eastern Division berth with 52-50 four-over-time victory over Kentucky in Week 13. The Vols win the tie-breaker with Georgia (6-2), defeating the Bulldogs 35-14 in Week 6.

2008 - Alabama (8-0) clinched Western Division berth in SEC Championship Game on Week 11 (Nov. 1) after defeating LSU, 27-21. Florida (7-1) clinched Eastern Division berth in SEC Championship Game on Week 12 (Nov. 8) after defeating Vanderbilt, 42-14.

2009 - Florida (8-0) clinched Eastern Division berth in SEC Championship Game on Week 9 (Oct. 31) after defeating Georgia, 41-17. Alabama (8-0) clinched Western Division berth in SEC Championship Game on Week 11 (Nov. 14) after defeating Mississippi State, 31-3.

2010 - Both spots in the SEC Championship Game were clinched on Week 11 (Nov. 13). Auburn (8-0) clinched Western Division berth with a 49-31 win against Georgia. South Carolina (5-3) clinched Eastern Division berth with a 36-14 win against Florida.

2011 - Georgia (7-1) clinched a berth in the SEC Championship Game in Week 12 (Nov. 19) with a 19-10 win over Kentucky while LSU (8-0) clinched its berth in Week 13 (last weekend of the regular season) with a 41-17 win over Arkansas

2012 - Georgia (7-1) clinched a berth in the SEC Championship Game in Week 11 (Nov. 10) with a 38-0 win over Auburn. Alabama clinched a berth in the SEC Championship Game in Week 13 (Nov. 24) with a 49-0 win over Auburn.

2013 - For the first time since 2003, both races were determined on the final weekend. Auburn (7-1) clinched a berth in the SEC Championship Game with a dramatic 34-28 win off a 109-yard missed field goal return for a touchdown on the game's final play at Auburn. SEC newcomer Missouri (7-1) clinched a berth in the SEC Championship Game with a 28-21 home win over Texas A&M.

2014 - For the second straight season, both divisional races were determined on the final weekend. Missouri won the SEC East outright by closing the season with three straight SEC wins, including two on the road for their second straight trip to Atlanta. Alabama won the Western Division outright as well, with Ole Miss defeating Mississippi State in the Egg Bowl, while Alabama topped Auburn in the Iron Bowl.

2015 - Florida (7-1) won the Eastern Division, clinching a spot after defeating Vanderbilt on Nov. 7. Alabama (7-1) claimed the Western Division with a victory over Auburn in the Iron Bowl on the final day of the regular season. It was the fourth straight season where the Western Champion was the Iron Bowl winner.

2016 - Florida (6-2) won the Eastern Division, clinching a spot after defeating LSU in Baton Rouge on Nov. 19. Alabama claimed the Western Division with a victory over Mississippi State on Nov. 12. This marked the first time since 2010 that saw the SEC Championship Game set prior to the final weekend of the regular season.

2017 - Georgia (7-1) won the Eastern Division, clinching a spot on Nov. 4 after defeating South Carolina 24-10 in Athens. Georgia's clinching of a spot in the SEC Championship Game on Nov. 4 is the earliest a team has done so since Florida (Oct. 31) in 2009. Auburn (7-1) claimed the Western Division with a victory over Alabama the final day of the regular season. Alabama and Auburn were co-champions of the division, with Auburn representing the SEC Western Division in Atlanta due to head-to-head tiebreaker.

2018 - Georgia won the Eastern Division, clinching a spot on Nov. 3 after defeating Kentucky 34-17 in Lexington. Alabama claimed the Western Division with a 29-0 victory over LSU in Baton Rouge later that same day. It is the earliest that both participants in the SEC Championship Game have ever been determined.

2019 - Georgia won the Eastern Division for the third consecutive year, clinching a spot on Nov. 16 after defeating Auburn 21-14 in Auburn. LSU claimed the Western Division for the first time since 2011 with a 56-20 victory over Arkansas in Baton Rouge on Nov. 23.

2020 - Florida clinched the Eastern Division while Alabama claimed the Western Division on Dec. 5, two weeks prior to the SEC Championship Game. Due to COVID-19, the regular season was derived of 10 conference games only.

2021 - Georgia clinched the Eastern Division on Oct. 30, tying the earliest any division had ever been clinched. Alabama claimed the Western Division on Nov. 20, two weeks prior to the SEC Championship Game.

2022 - Both spots in the SEC Championship Game were claimed on Nov. 12, as Georgia defeated Mississippi State to claim the Eastern Division title, while LSU's victory over Arkansas, combined with Alabama's win over Ole Miss, clinched a spot in the game for LSU. It marked the fifth time in the last six seasons Georgia has advanced to the SEC Championship Game.

2023 - Both spots in the SEC Championship Game were claimed on Nov. 11, as Alabama defeated Kentucky to claim the Western Division title, while Missouri's victory over Tennessee clinched a spot in the game for Georgia. It marked the sixth time in the last seven seasons Georgia has advanced to the SEC Championship Game.

2024 - Georgia clinched a spot in the SEC Championship Game on Nov. 24 following losses by Alabama and Texas A&M. Texas secured their slot and the No. 1 seed after defeating Texas A&M on Nov. 30. Georgia would be the No. 2 seed.

SEC CHAMPIONSHIP GAME RACE RECAP

The earliest a berth has been clinched in the SEC Championship Game is Oct. 30 (Georgia, 2021; Auburn, 2004; Alabama, 1993).

In 17 of 62 divisional races (including 2023), a championship game berth has not been decided until the weekend prior to the SEC Championship Game. That occurred in 1997 (Tennessee), 1998 (Mississippi State), 2001 (Tennessee and LSU), 2002 (Arkansas), 2003 (Georgia and LSU), 2005 (LSU), 2007 (Tennessee), 2011 (LSU), 2012 (Alabama), 2013 (Auburn and Missouri), 2014 (Alabama and Missouri), 2015 (Alabama) and 2017 (Auburn).

2024 SEC FOOTBALL CHAMPIONSHIP GAME

2024 SEC CHAMPIONSHIP GAME

The 32nd annual SEC Football Championship Game was played on Dec. 7 at Mercedes-Benz Stadium in Atlanta, with No. 5 Georgia defeating No. 2 Texas 22-19 in overtime. This was the first overtime in the history of the SEC Championship Game. The SEC Champion has now advanced to the Playoff each year since its inception.

Gunner Stockton, a little-known backup who had barely played for Georgia, came off the bench after an injury to Carson Beck and led the Bulldogs to an improbable win in the SEC Championship.

The Bulldogs (11-2) won their third SEC title under coach Kirby Smart, but the trophy comes with an even bigger prize - a first-round bye in the new 12-team College Football Playoff.

Georgia came into the game ranked fifth by the CFP, but now it is assured of playing in the Sugar Bowl quarterfinal game on New Year's Day in pursuit of its third national title in four seasons.

Texas (11-2, No. 2 CFP) was denied an SEC title capper on its first season in the league and will host a first-round game on either Dec. 20 or 21. Both of its losses have been to the Bulldogs, who prevailed 30-15 when the powerhouse programs met in Austin during the regular season.

Stockton, a third-year sophomore, had played only six games in his college career - all of them mere mop-ups of blowout wins. He guided the Bulldogs to a touchdown and two field goals before taking a hard hit on a run in overtime that sent his helmet flying.

Beck, who could barely lift his arm, came back in the game for first-and-goal at the 4. All he had to do - and could do, it appeared - was hand off to Trevor Etienne, who powered into the end zone to end the first overtime game in the SEC championship's 33-year history.

2024 SEC FOOTBALL CHAMPIONSHIP GAME

Georgia 22, Texas 19 (OT)

Dec. 7, 2024 • Mercedes-Benz Stadium (74,916) • Atlanta, Ga.

Georgia	0	3	10	3	6	22
Texas	3	3	0	10	3	19

Scoring Summary:

1st 05:17 Texas - #45 B.Auburn 41 yd FG, 9-64, 04:10 0-3
2nd 10:22 Texas - #45 B.Auburn 42 yd FG, 14-56, 07:14 0-6
2nd 06:41 UGA - #91 P.Woodring 44 yd FG, 8-49, 03:41 3-6
3rd 10:27 UGA - #1 T.Etienne 10 yd rush (#91 P.Woodring kick), 10-75, 04:33 10-6
3rd 00:16 UGA - #91 P.Woodring 24 yd FG, 9-61, 04:40 13-6
4th 13:54 Texas - #0 D.Moore Jr. 41 yd pass from #3 Q.Ewers (5-75, 01:22 13-13
4th 04:32 UGA - #91 P.Woodring 21 yd FG, 16-72, 09:22 16-13
4th 00:18 Texas - #45 B.Auburn 37 yd FG, 11-47, 02:12 16-16
011 00:00 Texas - #45 B.Auburn 32 yd FG, 7-10 16-19
OT1 00:00 UGA - #1 T.Etienne 4 yd rush, 6-25 22-19

	Georgia	Texas
NET TOTAL YARDS	277	389
NET RUSHING YARDS	141	31
Rushing Attempts	37	28
Average Per Rush	3.8	1.1
Rushing TDs	2	0
Yards Gained	190	73
Yards Lost	49	42
NET PASSING YARDS	136	358
Completion-Attempts	20-30	27-46
Completion Percentage	67%	59%
Avg Per Completion	6.8	13.3
YAC	122	183
Passing TDs	0	1
Drops (%)	1 (03%)	4 (09%)
TOTAL 1ST DOWNS	19	22
Rushing 1st Downs	8	4
Passing 1st Downs	8	16
Penalty 1st Downs	3	2
TOTAL PLAYS	67	74
Avg Yds/Play	4.1	5.3
Rushing-Passing	37-30	28-46

MVP: Georgia's Daylen Everett was named the MVP after recording two interceptions to tie the championship game record. His is the third defensive back to win the honor joining LSU's Tyrann Mathieu (2011) and Alabama's Antonio Langham (1992). He is the sixth defensive player to earn the award.

NOTES

- Georgia won its 15th SEC title (second in conference history) and fifth SEC Championship Game, tying LSU for the third most in history. The Bulldogs are the first two-loss SEC champion since 2007 when eventual national champion LSU beat Tennessee.
- Georgia became the sixth team to trail at half and win (trailed 6-3). It is the first time since 2018 when Alabama trailed Georgia 21-14 at halftime and won 35-28.
- This is the first overtime game in championship game history.
- Georgia's Gunner Stockton is first quarterback to lead his team to victory in a relief role since Alabama's Jalen Hurts came on for Tua Tagovailoa in 2018 against Georgia.
- Tonight's attendance of 74,916 is the fifth largest at Mercedes-Benz Stadium for the championship game.
- Georgia out-rushed Texas 141-31, marking the 20th consecutive year that the winner out-rushed its opponent.
- This was the eighth rematch of a regular season meeting and the first since 2017. Georgia defeated Texas 30-15 on October 19 in Austin. The team that won the regular season game is 6-2 in the rematch.
- Texas' Bert Auburn set a championship game record with four field goals and six attempts. The previous mark was three done five times, most recently by LSU's Cade York in 2019, and five attempts by Alabama's Ryan Pflugner in 1999.
- Auburn tied the record for most points by a kicker with 13 (4 FG, 1 PAT). LSU's Cade York had 13 in 2019 with 3 FG, 4 PAT.
- For the fifth time in championship game history a team recorded two 100-yard receivers as Texas' Matthew Golden (162) and DeAndre Moore Jr (114) each topped the century mark. It was the first time since 2022 it happened with LSU's Malik Nabers (128) and Kayshon Bouttle (107). Golden's 162 receiving yards ranks as the sixth highest in championship game history.
- The 19 combined points after three quarters are the lowest since 17 in 1998 when Tennessee led Mississippi State 10-7.
- Texas' Quinn Ewers finished with 358 passing yards which ranks as the seventh highest in championship game history.
- Georgia's 9:22 scoring drive in the fourth quarter is the longest drive in championship game history (scoring or non-scoring). The previous mark was 8:47 by Alabama in 2009.
- The seven combined field goals (3 by Georgia, 4 by Texas) is a championship game record. LSU (3) and Tennessee (2) combined for five in 2001.
- Georgia tied the championship game record with six sacks set by LSU versus Georgia in 2003. Mykel Williams tied the individual sack mark with two done 12 times.
- The 32 combined points was the lowest scoring championship game after four quarters. The previous low was 33 in 2002 when Georgia beat Arkansas, 30-3.

SEC CHAMPIONSHIP GAME HISTORY

Team	App.	Record	Titles
Alabama	15	11-4 (.733)	11 (1992, 1999, '09, '12, '14, '15, '16, '18, '20, '21, '23)
Florida	13	7-6 (.538)	7 (1993, 1994, 1995, 1996, 2000, 2006, 2008)
Georgia	12	5-7 (.417)	5 (2002, 2005, 2017, 2022, 2024)
LSU	7	5-2 (.714)	5 (2001, 2003, 2007, 2011, 2019)
Auburn	6	3-3 (.500)	3 (2004, 2010, 2013)
Tennessee	5	2-3 (.400)	2 (1997, 1998)
Arkansas	3	0-3 (.000)	
Missouri	2	0-2 (.000)	
Mississippi State	1	0-1 (.000)	
South Carolina	1	0-1 (.000)	
Texas	1	0-1 (.000)	

2025 SEC FOOTBALL LEGENDS CLASS

BIRMINGHAM, Ala. (October 22, 2025) – The Southeastern Conference on Wednesday announced its 2025 SEC Football Legends class presented by T-Mobile, an assemblage of former football standouts who will be honored at events surrounding the SEC Football Championship Game in Atlanta in December.



The 2025 Football Legends class includes 16 former stars who excelled on the gridiron and helped write the rich history of the sport at their respective institutions. This year's class includes a Heisman Trophy winner, national champions, All-Americans, All-SEC selections, Academic All-Americans and NFL standouts. The group represents teams that won SEC Championships, claimed Super Bowl titles and are represented in state, school and college football halls of fame.

The class will be honored at the 2025 SEC Football "Weekend of Champions" December 5-6 in Atlanta, Ga, highlighted by the annual SEC Legends Celebration presented by T-Mobile on Friday, December 5 at the College Football Hall of Fame in Atlanta. The group will also be recognized prior to the SEC Football Championship Game, which will be held at Mercedes-Benz Stadium on Saturday, December 6. Below is a listing and biographies of the 2025 SEC Football Legends:

- Alabama - C.J. Mosley, Linebacker, 2010-13
- Arkansas - Kenoy Kennedy, Safety, 1996-99
- Auburn - Cam Newton, Quarterback, 2010
- Florida - Brandon Spikes, Linebacker, 2006-09
- Georgia - Randy Johnson, Offensive Guard, 1973-75
- Kentucky - Jacob Tamme, Tight End, 2004-07
- LSU - Tyrann Mathieu, Cornerback, 2010-11
- Ole Miss - William "Bill" Smith, Punter, 1983-86
- Mississippi State - Gabe Jackson, Offensive Guard, 2009-13
- Missouri - Mitch Morse, Offensive Lineman, 2010-14
- Oklahoma - Lucious Selmon, Nose Guard, 1970-73
- South Carolina - Connor Shaw, Quarterback, 2010-13
- Tennessee - Kevin Burnett, Linebacker, 2000-04
- Texas - Derrick Johnson, Linebacker, 2001-04
- Texas A&M - R.C. Slocum, Texas A&M, 1989-2002
- Vanderbilt - Jordan Matthews, Vanderbilt, 2010-13

Alabama - C.J. Mosley, Linebacker, 2010-13

C.J. Mosley was one of the most decorated linebackers in Alabama history, playing in 51 games from 2010 to 2013 and helping lead the Crimson Tide to national championships in 2011 and 2012. A three-year starter, he earned consensus All-America honors in 2012 and was a unanimous All-American in 2013. That same year, Mosley won the Butkus Award as the nation's top linebacker and was named SEC Defensive Player of the Year. He ranks third all-time in tackles at Alabama with 319. Selected 17th overall by the Baltimore Ravens in the 2014 NFL Draft, Mosley played 10 seasons in the NFL, including with the New York Jets, earning five Pro Bowl selections, multiple All-Pro honors, and a spot on the NFL All-Rookie Team. Off the field, Mosley earned a public health degree from Alabama and now co-leads Legacy Trust Sports Group, mentoring athletes and supporting their professional development.

Arkansas - Kenoy Kennedy, Safety, 1996-99

Kenoy Kennedy was a standout safety for the Arkansas Razorbacks from 1996 to 1999, known for his physical style and leadership. Over four years, he totaled 287 tackles and led the team in tackles in both 1998 (95) and 1999 (98), also leading in pass breakups with 10 in 1999. Kennedy earned second-team All-SEC honors in 1998, and first-team All-SEC and third-team All-America honors in 1999. His impact was recognized by his inclusion on the Razorbacks' All-Decade Team for the 1990s and his 2014 induction into the Arkansas Sports Hall of Honor. Kennedy was drafted 45th overall by the Denver Broncos in the 2000 NFL Draft. He played eight NFL seasons, five with the Broncos and three with the Detroit Lions, compiling 536 tackles and 10 interceptions. His toughness and consistency made him a reliable defender at both the college and professional levels.

Auburn - Cam Newton, Quarterback, 2010

Cam Newton is one of the most decorated players in Auburn and Southeastern Conference history. In 2010, Newton led Auburn to a perfect 14-0 record, winning both the SEC and BCS National Championships. A native of College Park, Georgia, he became the third Auburn player to win the Heisman Trophy and also won the Walter Camp, Maxwell, Manning, and Davey O'Brien awards. The Associated Press National Player of the Year, Newton threw for 2,854 yards and 30 touchdowns while rushing for 1,473 yards and 20 touchdowns, plus a receiving touchdown. He was the first SEC player to pass for over 2,000 yards and rush for more than 1,000 yards in a single season. Newton played 11 NFL seasons, earning Rookie of the Year in 2011 and MVP in 2015, leading the Carolina Panthers to Super Bowl 50. Newton became the fourth player in Auburn history to have his number retired on October 11, 2025.

Florida - Brandon Spikes, Linebacker, 2006-09

Brandon Spikes, a Shelby, North Carolina native, is a standout figure in SEC history, known for his grit, leadership, and commitment to growth. As a dominant linebacker at the University of Florida, he led the Gators to two National Championships (2006, 2008) and earned three First-Team All-American and All-SEC honors. In 47 games (39 starts), he tallied 307 tackles, 31.5 tackles for loss, six sacks, and a school-record four pick-sixes. A finalist for the Butkus, Bednarik, and Nagurski Awards, Spikes anchored one of the SEC's most feared defenses. Drafted by the New England Patriots in 2010, he played six NFL seasons with the Patriots and Bills, amassing 349 tackles, six forced fumbles, and 20 tackles for loss. After retiring, he returned to UF to complete his undergraduate degree and is now pursuing an MBA at the Warrington College of Business. As Director of Player Development for GatorMade, he mentors student-athletes in leadership, purpose, and professional success.

Georgia - Randy Johnson, Offensive Guard, 1973-75

Randy Johnson, a native of Rome, Georgia, was a standout offensive lineman at the University of Georgia in the mid-1970s. A three-year starter, he earned consensus All-American honors in 1975 and was twice named First Team All-SEC. That year, he also won the Jacobs Blocking Award and was recognized as SEC Lineman of the Year. Known for his power and technique, Johnson was praised by coach Vince Dooley called him the most naturally gifted blocker he ever coached. Johnson captained the Bulldogs to a 9-3 season and a 1976 Cotton Bowl appearance. Drafted by the Seattle Seahawks in 1976, he played three seasons in the NFL. After completing his degree in Health and Physical Education in 1984, he dedicated 30 years to teaching and coaching before his retirement. Johnson was inducted into Georgia's Circle of Honor in 2021 and is also a member of the Floyd County Hall of Fame.

2025 SEC FOOTBALL LEGENDS CLASS

Kentucky - Jacob Tamme, Tight End, 2004-07

Jacob Tamme was a standout tight end at the University of Kentucky, earning All-America as a senior and All-SEC as a junior and senior. He finished his college career with 133 receptions, 1,417 yards, and 11 touchdowns—ranking first in UK history and second in SEC history for catches by a tight end. Tamme helped lead Kentucky to wins over Clemson, Florida State, and No. 1 LSU. He was recognized for his leadership with the Bobby Bowden Award and named UK's Most Inspirational Player. A top student, he was an Academic All-American and SEC Scholar-Athlete of the Year. Tamme played nine NFL seasons (2008–2016), appearing in the Super Bowl with the Colts, Broncos, and Falcons. Off the field, he co-founded the “Swings for Soldiers Classic,” supporting injured veterans, runs Tamme Valley Farm, and works in wealth management. He also serves on the Board of Governors for Champions Blue, the new management model for UK Athletics.

LSU - Tyrann Mathieu, Cornerback, 2010-11

Tyrann Mathieu made a huge impact in just two years at LSU, becoming one of college football's most dynamic defensive players. As a sophomore in 2011, he was a unanimous first-team All-American, won the Bednarik Award as the nation's top defensive player, and was named SEC Defensive Player of the Year. He finished fifth in Heisman Trophy voting—a rare feat for a defensive back—and was MVP of the SEC Championship Game after returning a punt for a touchdown. Known for his play-making ability, Mathieu forced a school-record 11 career fumbles and scored four defensive touchdowns. He also excelled as a punt returner and led LSU to multiple big wins, including an SEC title. Mathieu played 12 NFL seasons, drafted in the third round by Arizona in 2013. He appeared in 180 games with 171 starts, winning a Super Bowl with the Kansas City Chiefs in 2019. A three-time All-Pro and Pro Bowler, Mathieu retired in 2025 with 838 tackles and 36 interceptions.

Ole Miss – William “Bill” Smith, Punter, 1983-86

William “Bill” Smith was one of the most dominant punters in college football history. A native of Little Rock, Arkansas, Smith starred at Ole Miss, where he earned All-America honors in 1985 and 1986, and was named to the All-SEC team for three consecutive years from 1984 to 1986. Known for his booming leg, Smith averaged an impressive 44.3 yards on 254 career punts. He set an NCAA record with a 50-yard punt in 32 consecutive games and remains No. 2 in SEC history for career 50-yard punts (86) and games averaging 40 or more yards (36). His 92-yard punt and 84.5-yard single-game average against Southern Miss in 1984 still stand as SEC records. Smith capped his college career with appearances in the Senior Bowl and the Blue-Gray Game. Though he didn't make a lasting mark in the NFL, he was later honored with a spot in the Ole Miss Sports Hall of Fame in 2016.

Mississippi State - Gabe Jackson, Offensive Guard, 2009-13

Gabe Jackson is one of the most accomplished offensive linemen in Mississippi State history. A four-year starter at left guard from 2010 to 2013, Jackson started all 52 games of his college career—demonstrating both durability and dominance. Widely regarded as the top guard prospect for the 2014 NFL Draft, he earned first-team All-America honors from Bleacher Report and second-team selections from Walter Camp, USA Today, and Athlon Sports. Jackson was twice named first-team All-SEC and, as a senior, anchored an offensive line that powered a record-setting MSU offense. That season, he did not allow a single sack and earned the C Spire Conerly Trophy, awarded to Mississippi's top collegiate player—a rare honor for an offensive lineman. Selected in the third round of the 2014 NFL Draft by the Oakland Raiders, Jackson enjoyed a 10-year NFL career, starting 132 of 136 games. Known for his consistency, he never allowed more than five sacks in a season and played for the Raiders, Seahawks, and Panthers.

Missouri - Mitch Morse, Offensive Lineman, 2010-14

Mitch Morse established himself as one of the most versatile and consistent offensive linemen in University of Missouri history. After redshirting in 2010, the Austin, Texas, native appeared in all 13 games in 2011, earning First-Team Academic All-Big 12 honors. From 2012 to 2014, Morse displayed rare versatility, starting at center, right tackle, and left tackle as Mizzou made back-to-back SEC Championship Game appearances. His senior season at left tackle earned him All-SEC honors, capping a college career that also included three SEC Academic Honor Roll selections and recognition on the SEC Community Service Team. Known for both his intelligence and leadership, Morse was a pillar of Missouri's offensive line and academic community. Morse was selected in the second round of the 2015 NFL Draft by the Kansas City Chiefs and went on to start all 143 games of his 10-year career. He earned a Pro Bowl nod in 2022 with the Buffalo Bills and finished his career in 2024 with the Jacksonville Jaguars.

Oklahoma - Lucious Selmon, Nose Guard, 1970-73

Lucious Selmon, the eldest of the iconic Selmon brothers, left an enduring legacy at the University of Oklahoma. From 1971 to 1973, he was a cornerstone of a dominant Sooner defense, helping lead OU to an outstanding 32-2-1 record. A two-time first-team All-Big Eight selection, Selmon earned unanimous All-America honors in 1973 and was named the Big Eight Defensive Player of the Year. That season, he also finished seventh in Heisman Trophy voting—a rare feat for a defensive lineman. With 255 tackles and 31 tackles for loss, he finished tied for first all-time among OU defensive linemen in both categories. Selmon played a key role in back-to-back Big Eight titles and Sugar Bowl wins, and later gave back to the program as an assistant coach for 19 seasons. He was drafted by the New England Patriots in 1974 and later coached with the Jacksonville Jaguars from 1995–2002, contributing to multiple playoff runs.

South Carolina - Connor Shaw, Quarterback, 2010-13

Connor Shaw, the winningest quarterback in South Carolina history, left an enduring legacy during his career from 2010 to 2013. A native of Flowery Branch, Georgia, Shaw posted a remarkable 27-5 record as a starter, including a perfect 17-0 mark at Williams-Brice Stadium. He ranks in the top 10 in eight major career categories at USC, including first in touchdowns responsible for and second in passing touchdowns. Known for his accuracy and toughness, Shaw delivered some of the program's most iconic performances—such as completing 20 straight passes in a 2012 win over Missouri and leading a dramatic comeback against #5 Missouri in 2013 despite injury. In his final game, the Capital One Bowl, he accounted for five touchdowns and earned MVP honors. Shaw's NFL career, which included time with the Cleveland Browns and Chicago Bears, was shortened by injury. He later returned to South Carolina in key staff roles and now works as a consultant, remaining closely connected to his alma mater.

Tennessee - Kevin Burnett, Linebacker, 2000-04

Kevin Burnett was a standout linebacker and inspirational leader at the University of Tennessee from 2000–04. A two-time team captain, he helped guide the Volunteers to back-to-back 10-win seasons, including the 2004 SEC Eastern Division title and a dominant 38-7 Cotton Bowl win over Texas A&M. That season, he earned first-team All-American and All-SEC honors, finishing with 120 tackles and ranking third in the SEC in tackles per game. Burnett also shined in 2003, earning second-team All-SEC and leading Tennessee to the Peach Bowl after key wins over Florida and Alabama. He concluded his college career with 274 tackles, 14 tackles for loss, and eight sacks, and was a semifinalist for both the Butkus and Bednarik Awards. Off the field, Burnett was a three-time SEC Academic Honor Roll member and earned both undergraduate and master's degrees.

Texas - Derrick Johnson, Linebacker, 2001-04

Derrick Johnson is one of the most decorated defensive players in University of Texas history. From 2001 to 2004, he helped lead the Longhorns to four straight double-digit win seasons, three top-six national finishes, and victories in the Holiday, Cotton, and Rose Bowls. A two-time consensus All-American and three-time All-Big 12 first-teamer, Johnson earned the 2004 Bronko Nagurski Trophy and Butkus Award as the nation's top defensive player and linebacker, respectively. He finished his career with 458 tackles (No. 3 in school history), 65 tackles for loss (No. 1), and 30 pass breakups—still a record for Texas linebackers. Johnson also made big plays in big moments, recording 175 tackles in 18 games against ranked opponents. Drafted 15th overall by the Kansas City Chiefs in 2005, Johnson spent 13 of his 14 NFL seasons with the franchise, becoming its all-time leading tackler. Off the field, he founded the Defend the Dream Foundation, impacting thousands of students through educational outreach and library makeovers.

Texas A&M - R.C. Slocum, Texas A&M, 1989-2002

R.C. Slocum, the winningest coach in Texas A&M history, led the Aggies from 1989 to 2002, compiling a 123-47-2 record over 14 seasons. Known for his disciplined teams and defensive strength, Slocum guided A&M to four conference titles, including the 1998 Big 12 Championship, and remains the winningest coach by percentage in Southwest Conference history. A two-time consensus National Coach of the Year finalist, he was inducted into the College Football Hall of Fame in 2012. His leadership extended beyond the field, with 53 years of service in college athletics, including two stints as Texas A&M's interim Director of Athletics. Slocum also served on the College Football Playoff Selection Committee and held leadership roles in the American Football Coaches Association. Off the field, he's been deeply involved in philanthropy, supporting organizations like MD Anderson, Make-A-Wish, and Special Olympics. Honored with the 2023 HALO Award, Slocum is celebrated not just as a coach, but as a mentor, leader, and community builder.

Vanderbilt - Jordan Matthews, Vanderbilt, 2010-13

Jordan Matthews is one of the most accomplished wide receivers in Vanderbilt football history. From 2010 to 2013, he rewrote the program's record books, setting career marks for receptions, receiving yards, and touchdown catches—records that still stand. A two-time first-team All-SEC selection and team captain in 2013, Matthews earned All-America honors from multiple outlets, including USA Today and the Associated Press. Known for his consistency and clutch play, he holds school records for most 100-yard receiving games in both a single season and career. Matthews capped his stellar college career as MVP of the 2013 BBVA Compass Bowl and represented Vanderbilt at the 2014 Senior Bowl. Selected 42nd overall in the second round of the 2014 NFL Draft, Matthews went on to play 11 seasons in the NFL with four organizations. His professional career was marked by steady production, and he remained a respected presence on and off the field throughout his time in the league. Matthews returned to Vanderbilt as an offensive consultant in 2025.





PRESS RELEASE

SOUTHEASTERN CONFERENCE ANNOUNCES 2026-29 FOOTBALL OPPONENTS

BIRMINGHAM, Alabama (September 23, 2025) – The Southeastern Conference on Tuesday announced the opponents and sites for SEC football games for the 2026 through 2029 seasons.

The SEC announced in August it would play a nine-game conference schedule starting with the 2026 season. In the new format, each SEC school will play every other SEC school at least once every two years, and every opponent home and away over four years, making it the most fair and balanced schedule in the history of the Conference.

Under the new format, each school will play three annual opponents focused on maintaining many traditional rivalries and each team's remaining six games will rotate among the remaining conference schools. The SEC will continue with a single-standings, non-divisional structure.

Annual Opponents

- Annual opponents were determined with consideration given to traditional rivalries, competitive fairness, geography and alignment with existing non-conference home/away commitments
- Annual opponents will be evaluated after each four-year cycle to maintain continued competitive balance

Rotating Opponents

- The remaining six conference games will come from a rotating pool of the other conference teams
- The rotating schedule is designed so that a team will play every other conference opponent at least once every two years and twice (once at home and once away) over a four-year period

Balance

- With nine conference games, eight schools will play five home games each season and eight schools will play four home games
- Home/away determination was made with the intent of providing seven home games for each school while balancing existing home/away commitments to annual non-conference rivalry games.
- To meet the scheduling priorities established by the conference and its members,



the 2026 conference schedule includes cases where schools play at the same venue in back-to-back years. This has occurred in the past when the SEC has changed football scheduling formats.

In addition to the conference opponents, SEC teams are required to schedule at least one additional high quality non-conference opponent from the Atlantic Coast, Big Ten or Big 12 conferences or Notre Dame each season.

The complete 2026 SEC Football Schedule to include dates of games will be announced later this year.

2026-29 SEC FOOTBALL OPPONENTS (Annual opponents in bold)

ALABAMA

2026	2027	2028	2029
AUBURN	at Auburn	AUBURN	at Auburn
at Mississippi State	MISSISSIPPI STATE	at Mississippi State	MISSISSIPPI STATE
at Tennessee	TENNESSEE	at Tennessee	TENNESSEE
GEORGIA	FLORIDA	KENTUCKY	ARKANSAS
SOUTH CAROLINA	MISSOURI	LSU	OLE MISS
TEXAS A&M	TEXAS	VANDERBILT	OKLAHOMA
at Kentucky	at Arkansas	at Georgia	at Florida
at LSU	at Ole Miss	at South Carolina	at Missouri
at Vanderbilt	at Oklahoma	at Texas A&M	at Texas

ARKANSAS

2026	2027	2028	2029
LSU	at LSU	LSU	at LSU
MISSOURI	at Missouri	MISSOURI	at Missouri
at Texas	TEXAS	at Texas	TEXAS
GEORGIA	ALABAMA	AUBURN	FLORIDA
SOUTH CAROLINA	KENTUCKY	TEXAS A&M	MISSISSIPPI STATE
TENNESSEE	OLE MISS	VANDERBILT	OKLAHOMA
at Auburn	at Florida	at Georgia	at Alabama
at Texas A&M	at Mississippi State	at South Carolina	at Kentucky
at Vanderbilt	at Oklahoma	at Tennessee	at Ole Miss



AUBURN

2026	2027	2028	2029
VANDERBILT	at Vanderbilt	VANDERBILT	at Vanderbilt
at Alabama	ALABAMA	at Alabama	ALABAMA
at Georgia	GEORGIA	at Georgia	GEORGIA
ARKANSAS	SOUTH CAROLINA	OLE MISS	KENTUCKY
FLORIDA	TEXAS A&M	MISSISSIPPI STATE	MISSOURI
LSU	OKLAHOMA	TENNESSEE	TEXAS
at Ole Miss	at Kentucky	at Arkansas	at South Carolina
at Mississippi State	at Missouri	at Florida	at Texas A&M
at Tennessee	at Texas	at LSU	at Oklahoma

FLORIDA

2026	2027	2028	2029
SOUTH CAROLINA	at South Carolina	SOUTH CAROLINA	at South Carolina
at Georgia (Atlanta)	GEORGIA (Tampa)	at Georgia (Jacksonville)	GEORGIA (Jacksonville)
at Kentucky	KENTUCKY	at Kentucky	KENTUCKY
OLE MISS	ARKANSAS	AUBURN	ALABAMA
VANDERBILT	LSU	MISSOURI	MISSISSIPPI STATE
OKLAHOMA	TEXAS A&M	TEXAS	TENNESSEE
at Auburn	at Alabama	at Ole Miss	at Arkansas
at Missouri	at Mississippi State	at Vanderbilt	at LSU
at Texas	at Tennessee	at Oklahoma	at Texas A&M

GEORGIA

2026	2027	2028	2029
AUBURN	at Auburn	AUBURN	at Auburn
FLORIDA (Atlanta)	at Florida (Tampa)	FLORIDA (Jacksonville)	at Florida (Jacksonville)
at South Carolina	SOUTH CAROLINA	at South Carolina	SOUTH CAROLINA
MISSOURI	LSU	ALABAMA	KENTUCKY
VANDERBILT	MISSISSIPPI STATE	ARKANSAS	TEXAS A&M
OKLAHOMA	TENNESSEE	OLE MISS	TEXAS
at Alabama	at Kentucky	at Missouri	at LSU
at Arkansas	at Texas A&M	at Vanderbilt	at Mississippi State
at Ole Miss	at Texas	at Oklahoma	at Tennessee



KENTUCKY

2026	2027	2028	2029
FLORIDA	at Florida	FLORIDA	at Florida
at South Carolina	SOUTH CAROLINA	at South Carolina	SOUTH CAROLINA
at Tennessee	TENNESSEE	at Tennessee	TENNESSEE
ALABAMA	AUBURN	MISSOURI	ARKANSAS
LSU	GEORGIA	TEXAS A&M	OLE MISS
VANDERBILT	MISSISSIPPI STATE	OKLAHOMA	TEXAS
at Missouri	at Arkansas	at Alabama	at Auburn
at Texas A&M	at Ole Miss	at LSU	at Georgia
at Oklahoma	at Texas	at Vanderbilt	at Mississippi State

LSU

2026	2027	2028	2029
TEXAS A&M	at Texas A&M	TEXAS A&M	at Texas A&M
at Arkansas	ARKANSAS	at Arkansas	ARKANSAS
at Ole Miss	OLE MISS	at Ole Miss	OLE MISS
ALABAMA	MISSOURI	AUBURN	FLORIDA
MISSISSIPPI STATE	VANDERBILT	KENTUCKY	GEORGIA
TEXAS	OKLAHOMA	TENNESSEE	SOUTH CAROLINA
at Auburn	at Florida	at Alabama	at Missouri
at Kentucky	at Georgia	at Mississippi State	at Vanderbilt
at Tennessee	at South Carolina	at Texas	at Oklahoma

OLE MISS

2026	2027	2028	2029
LSU	at LSU	LSU	at LSU
MISSISSIPPI STATE	at Mississippi State	MISSISSIPPI STATE	at Mississippi State
at Oklahoma	OKLAHOMA	at Oklahoma	OKLAHOMA
AUBURN	ALABAMA	FLORIDA	ARKANSAS
GEORGIA	KENTUCKY	VANDERBILT	TENNESSEE
MISSOURI	SOUTH CAROLINA	TEXAS	TEXAS A&M
at Florida	at Arkansas	at Auburn	at Alabama
at Vanderbilt	at Tennessee	at Georgia	at Kentucky
at Texas	at Texas A&M	at Missouri	at South Carolina



MISSISSIPPI STATE

2026	2027	2028	2029
ALABAMA	at Alabama	ALABAMA	at Alabama
VANDERBILT	at Vanderbilt	VANDERBILT	at Vanderbilt
at Ole Miss	OLE MISS	at Ole Miss	OLE MISS
AUBURN	ARKANSAS	LSU	GEORGIA
MISSOURI	FLORIDA	SOUTH CAROLINA	KENTUCKY
OKLAHOMA	TEXAS A&M	TEXAS	TENNESSEE
at LSU	at Georgia	at Auburn	at Arkansas
at South Carolina	at Kentucky	at Missouri	at Florida
at Texas	at Tennessee	at Oklahoma	at Texas A&M

MISSOURI

2026	2027	2028	2029
TEXAS A&M	at Texas A&M	TEXAS A&M	at Texas A&M
OKLAHOMA	at Oklahoma	OKLAHOMA	at Oklahoma
at Arkansas	ARKANSAS	at Arkansas	ARKANSAS
FLORIDA	AUBURN	GEORGIA	ALABAMA
KENTUCKY	TENNESSEE	OLE MISS	LSU
TEXAS	VANDERBILT	MISSISSIPPI STATE	SOUTH CAROLINA
at Georgia	at Alabama	at Florida	at Auburn
at Ole Miss	at LSU	at Kentucky	at Tennessee
at Mississippi State	at South Carolina	at Texas	at Vanderbilt

OKLAHOMA

2026	2027	2028	2029
TEXAS (Dallas)	at Texas (Dallas)	TEXAS (Dallas)	at Texas (Dallas)
OLE MISS	at Ole Miss	OLE MISS	at Ole Miss
at Missouri	MISSOURI	at Missouri	MISSOURI
KENTUCKY	ALABAMA	FLORIDA	AUBURN
SOUTH CAROLINA	ARKANSAS	GEORGIA	LSU
TEXAS A&M	TENNESSEE	MISSISSIPPI STATE	VANDERBILT
at Florida	at Auburn	at Kentucky	at Alabama
at Georgia	at LSU	at South Carolina	at Arkansas
at Mississippi State	at Vanderbilt	at Texas A&M	at Tennessee



SOUTH CAROLINA

2026	2027	2028	2029
GEORGIA	at Georgia	GEORGIA	at Georgia
KENTUCKY	at Kentucky	KENTUCKY	at Kentucky
at Florida	FLORIDA	at Florida	FLORIDA
MISSISSIPPI STATE	LSU	ALABAMA	AUBURN
TENNESSEE	MISSOURI	ARKANSAS	OLE MISS
TEXAS A&M	TEXAS	OKLAHOMA	VANDERBILT
at Alabama	at Auburn	at Mississippi State	at LSU
at Arkansas	at Ole Miss	at Tennessee	at Missouri
at Oklahoma	at Vanderbilt	at Texas A&M	at Texas

TENNESSEE

2026	2027	2028	2029
ALABAMA	at Alabama	ALABAMA	at Alabama
KENTUCKY	at Kentucky	KENTUCKY	at Kentucky
at Vanderbilt	VANDERBILT	at Vanderbilt	VANDERBILT
AUBURN	FLORIDA	ARKANSAS	GEORGIA
LSU	OLE MISS	SOUTH CAROLINA	MISSOURI
TEXAS	MISSISSIPPI STATE	TEXAS A&M	OKLAHOMA
at Arkansas	at Georgia	at Auburn	at Florida
at South Carolina	at Missouri	at LSU	at Ole Miss
at Texas A&M	at Oklahoma	at Texas	at Mississippi State

TEXAS

2026	2027	2028	2029
ARKANSAS	at Arkansas	ARKANSAS	at Arkansas
at Texas A&M	TEXAS A&M	at Texas A&M	TEXAS A&M
at Oklahoma (Dallas)	OKLAHOMA (Dallas)	at Oklahoma (Dallas)	OKLAHOMA (Dallas)
FLORIDA	AUBURN	LSU	ALABAMA
OLE MISS	GEORGIA	MISSOURI	SOUTH CAROLINA
MISSISSIPPI STATE	KENTUCKY	TENNESSEE	VANDERBILT
at LSU	at Alabama	at Florida	at Auburn
at Missouri	at South Carolina	at Ole Miss	at Georgia
at Tennessee	at Vanderbilt	at Mississippi State	at Kentucky



TEXAS A&M

2026	2027	2028	2029
TEXAS	at Texas	TEXAS	at Texas
at LSU	LSU	at LSU	LSU
at Missouri	MISSOURI	at Missouri	MISSOURI
ARKANSAS	GEORGIA	ALABAMA	AUBURN
KENTUCKY	OLE MISS	SOUTH CAROLINA	FLORIDA
TENNESSEE	VANDERBILT	OKLAHOMA	MISSISSIPPI STATE
at Alabama	at Auburn	at Arkansas	at Georgia
at South Carolina	at Florida	at Kentucky	at Ole Miss
at Oklahoma	at Mississippi State	at Tennessee	at Vanderbilt

VANDERBILT

2026	2027	2028	2029
TENNESSEE	at Tennessee	TENNESSEE	at Tennessee
at Auburn	AUBURN	at Auburn	AUBURN
at Mississippi State	MISSISSIPPI STATE	at Mississippi State	MISSISSIPPI STATE
ALABAMA	SOUTH CAROLINA	FLORIDA	LSU
ARKANSAS	TEXAS	GEORGIA	MISSOURI
OLE MISS	OKLAHOMA	KENTUCKY	TEXAS A&M
at Florida	at LSU	at Alabama	at South Carolina
at Georgia	at Missouri	at Arkansas	at Texas
at Kentucky	at Texas A&M	at Ole Miss	at Oklahoma

2025 PRIMARY SEC FOOTBALL CONTACTS

	ALABAMA Alex Thompson / Assistant AD / Football Communications E-Mail: athompson@ia.ua.edu	(205) 348-6084 323 Paul W. Bryant Drive Tuscaloosa, AL 35487-0391 Internet: http://www.RollTide.com
	ARKANSAS Kyle Parkinson, Associate AD/ Communications E-Mail: kparkin@uark.edu	(479) 575-2752 350 N Razorback Road Fayetteville, AR 72701 Internet: http://www.ArkansasRazorbacks.com
	AUBURN Taylor Bryan, Associate AD/Strategic Communications E-Mail: tb@auburn.edu	(334) 844-9800 392 S. Donahue Drive Auburn, AL 36849 Internet: http://www.AuburnTigers.com
	FLORIDA Scott Burns, Director of Football Communications E-Mail: scottburns12@gmail.com	(352) 375-4683, Ext. 6100 P.O. Box 14485 Gainesville, FL 32604-2485 Internet: http://www.FloridaGators.com
	GEORGIA Leland Barrow, Assistant AD/Director of Football Communications E-Mail: leland@sports.uga.edu	(678) 378-3085 P.O. Box 1472 Athens, GA 30603-1472 Internet: http://www.GeorgiaDogs.com
	KENTUCKY Susan Lax, Director/Communications & PR (Slax0@uky.edu) Tony Neely, Assistant AD/Communications & PR (tneely@uky.edu)	(859) 257-3838 Joe Craft Center, 338 Lexington Avenue Lexington, KY 40506 Internet: http://www.UKAthletics.com
	LSU Michael Bonnette, Associate AD/Sports Information E-Mail: mbonnet@lsu.edu	(225) 578-8226 LSU Athletic Administration Building Baton Rouge, LA 70803 Internet: http://www.LSUSports.net
	OLE MISS Kyle Campbell, Associate AD/Brand Strategy E-Mail: kyle@olemiss.edu	(662) 915-7522 908 All-American Drive University, MS 38677 Internet: http://www.OleMissSports.com
	MISSISSIPPI STATE Brandon Langlois, Senior Associate AD/Communications & Creative E-Mail: BLanglois@athletics.msstate.edu	(662) 325-0093 P.O. Box 5308 Mississippi State, MS 39762 Internet: http://www.HailState.com
	MISSOURI Jash Maxson, Director of Football Communications E-Mail: Josh.maxson@missouri.edu	(205) 242-5917 1 Champions Drive, Suite 200 Columbia, MO 65211 Internet: http://www.mutigers.com
	OKLAHOMA Mike Houck, Associate AD/Strategic Communications E-Mail: mhouck@ou.edu	(405) 325-8227 180 West Brooks Street; Suite 2525 Norman, OK 73019 Internet: http://www.SoonerSports.com
	SOUTH CAROLINA Steve Fink, Senior Associate AD/Communications E-Mail: finksc@mailbox.sc.edu	(803) 777-7987 Rice Athletics Center, 1304 Heyward Street Columbia, SC 29208 Internet: http://www.GamecocksOnline.com
	TENNESSEE Bill Martin, Associate AD/Strategic Communications E-Mail: billmartin@tennessee.edu	(865) 974-4167 Anderson Training Center, 1551 Lake Loudoun Blvd. Knoxville, TN 37966 Internet: http://www.UTSports.com
	TEXAS John Bianco, Senior Associate AD for Communications E-Mail: john.bianco@athletics.utexas.edu	(512) 471-1346 403 DeLoss Dodds Way Austin, TX 78712 Internet: http://www.TexasSports.com
	TEXAS A&M Kat Castner, Director of Football Communications E-Mail: kcastner@athletics.tamu.edu	(484) 695-0670 Texas A&M Athletics Department, 1228 TAMU College Station, TX 77843-1228 Internet: http://www.12thMan.com
	VANDERBILT Laura Topp, Director of Football Communications E-Mail: laura.topp@vanderbilt.edu	(414) 708-0062 2601 Jess Neely Drive Nashville, TN 37212 Internet: http://www.VUCommodores.com
	SEC OFFICE Chuck Dunlap, Director of Communications (cdunlap@sec.org) Ben Beaty, Associate Director (bbeaty@sec.org)	(205) 458-3000 2201 Arrington Blvd. North Internet: http://www.SECSports.com

A pioneer in the integration of higher education and athletic competition, the Southeastern Conference is a leader on the national landscape for intercollegiate athletics in the 21st century. Since its formation in 1933, the SEC has achieved stature and stability by designating governing/voting power to the presidents of the member institutions. These university leaders determine the policies of the conference and through the years this involvement has been the principal source of strength in the evolution of the SEC. Throughout its 82-year history, the SEC has provided leadership on the vital issues facing intercollegiate competition. Alabama, Auburn, Florida, Georgia, Kentucky, LSU, Mississippi, Mississippi State, Tennessee and Vanderbilt have been in the SEC since its formation in 1933. The league has expanded three times, adding Arkansas and South Carolina in 1991, then Missouri and Texas A&M in 2012, then Oklahoma and Texas in 2024.

NATIONAL CHAMPIONS

SEC teams won nine national championships in 2024-25.

- Men's Basketball – Florida
- Men's Swimming and Diving – Texas
- Gymnastics – Oklahoma
- Equestrian – Georgia
- Women's Tennis – Georgia
- Softball – Texas
- Men's Outdoor Track & Field – Texas A&M
- Women's Outdoor Track & Field – Georgia
- Baseball – LSU

SEC HIGHLIGHTS IN 2024-25

- The SEC placed three teams in the inaugural 12-team College Football Playoff
- The SEC finished the 2024 season as the most-watched conference in college football for a third-straight year. The SEC was also No. 1 in average audience for the 14th consecutive year.
- The SEC also led the nation's conferences in NFL Draft picks for the 19th consecutive year in 2025 with 79 selections, a record for a single conference.
- The SEC set a conference record with 24 combined men's and women's basketball teams earning bids to the NCAA Tournament. This year a record 14 men's teams and 10 women's teams made the field. The previous record of 16 was set in 2024.
- In men's basketball, all 16 SEC teams have made at least one NCAA Tournament appearance since 2022.
- In women's tennis, Georgia and Texas A&M made it an all SEC national championship match for the second consecutive year.
- Rowing became the 22nd sport sponsored by the Southeastern Conference.
- Texas won the fourth overall national championship for the SEC in softball and the first since 2015.
- Texas A&M shared the NCAA men's outdoor title and Georgia claimed the women's outdoor championship. The SEC has now won 5 consecutive men's crowns and 3 women's titles in the last 4 years.
- LSU won the SEC's 17th national championship in baseball. It was the SEC's sixth consecutive baseball national championship by 5 different programs.

STUDENT-ATHLETE CAREER TOUR

Thirty-one Southeastern Conference student-athletes participated in the ninth SEC Career Tour in Atlanta. The goal of the career tour is to provide exposure for SEC student-athletes who are seeking career opportunities in various fields. The program allows student-athletes to connect with human resource recruiters and submit resumes for jobs and gain valuable knowledge of professional branding.

SEC IN NCAA'S TOP 10

Three SEC student-athletes were recipients of the NCAA's prestigious Top 10 Award, more than any other conference. The award recognizes former student-athletes for their successes in competition, in the classroom and in the community.

- Kiki Malloy, Tennessee, Softball
- Marc Anthony Minichello, Georgia and Pennsylvania, Men's outdoor track & field
- Cassie Pruitt, Auburn, Women's gymnastics

These individuals were honored at the NCAA Convention in January. The Today's Top 10 awardees were selected by the NCAA Honors Committee, composed of representatives from NCAA member schools and conferences, as well as nationally distinguished citizens, including past awardees.

SEC AMONG HONDA AWARD WINNERS

Five of the 12 Honda Sports Award winners in 2024-25 were from the SEC:

- Jordan Bowers, Gymnastics, Oklahoma
- Aaliyah Butler, Track & Field, Georgia
- Maria José Marin, Golf, Arkansas
- Doris Lemngole, Cross Country, Alabama
- Darja Vidmanova, Tennis, Georgia

BEST OF THE BEST

Winners of the highest honors in their respective sports:

- The Bowerman (top women's collegiate track & field athlete for 2024) – Parker Valby, Florida
- USA Softball Collegiate Player of the Year for 2025 – Bri Ellis, Arkansas
- Golden Spikes Award (top amateur baseball player in 2025) – Wehiwa Aloy, Arkansas
- ITA Men's National Player of the Year – Timo Legout, Texas
- Men's Basketball Sporting News National College Player of the Year – Johni Broome, Auburn

SEC HALL OF FAMERS LIGHT UP VEGAS

Three former players from SEC schools, and a former SEC coach and commissioner were among the inductees in the 2024 class of the National Football Foundation and College Hall of Fame during ceremonies held in Las Vegas in December.

- Tim Couch, Kentucky
- Dan Hampton, Arkansas
- Antonio Langham, Alabama
- Dewey Selmon, Oklahoma
- Kevin Smith, Texas A&M

In addition, Alabama's Jalen Milroe was honored as a National Scholar Athlete and finalist for the Campbell Trophy, widely recognized as the "Academic Heisman."

TOP DRAFT PICKS

The SEC provided high draft choices in professional sports drafts in football, basketball and baseball.

- NBA 2025: The SEC led all conferences with 13 players selected in the 2025 NBA Draft. Those 13 players represented nine different schools.
- MLB 2025: The SEC led all conferences with 107 players selected in the 2025 MLB Draft. No other conference had more than 61 players drafted, and all 30 Major League clubs drafted at least one SEC player.
- WNBA 2025: Ten SEC players were selected in the 2025 WNBA Draft, including three of the top-9.
- NFL 2025: The SEC led the nation's conferences in NFL Draft picks for the 19th consecutive year in 2025 with 79 selections. The 15SEC selections in the opening round tied for the most in the history of the NFL Draft.

SEC CONTRIBUTION TO PROFESSIONAL SPORTS

The SEC continues to be a training ground for professional sports

- NFL - A total of 439 players from SEC schools, which led all conferences, were listed on NFL active rosters during the opening weekend of the 2024 season.
- NBA - 103 players from SEC schools were on NBA opening day rosters, the most of any conference
- WNBA – A total of 26 former SEC players were on WNBA opening day rosters in 2025. Nine WNBA teams had at last one former SEC player on its roster.
- MLB - A total of 80 players formerly from the SEC's 16 schools were named to Major League Baseball opening day rosters. That was 17 more than any other conference.

LEADERS IN ATTENDANCE

- SEC Football has led the nation in football attendance for 26 consecutive seasons and enjoys over a 13 thousand per game and half million overall edge over its next closest conference peer. The SEC's average attendance (79,805) was nearly 3,000 more per game than 2023, a season which saw the highest average attendance in the league since 2016. The SEC is up nearly 10% over the last three seasons.
- SEC Men's Basketball led the nation in 2025 by averaging 11,648 fans per game. The SEC ranked second nationally in overall attendance with a conference record 3,168,245 fans attending games during the 2025 regular season. The top 3 attendance leaders in men's basketball in 2025 were from the SEC. Kentucky led the nation with a total attendance of 366,007 (20,334 average), Arkansas ranked second with 341,935 fans (18,996 average) and Tennessee was third with 340,436 fans (20,026 average).
- SEC Women's Basketball has led all conferences in total attendance 10 times, including 6 consecutive years (2015-2020). Overall, the league has had over a million in a season 6 times.
- SEC Baseball has led the nation in attendance 28 years in a row. Total attendance for games on SEC campuses totaled a record 3.5 million. Excluding the shortened 2020 season and reduced capacities of the 2021 seasons, total baseball home attendance on SEC campuses exceeded the 2 million mark for the 13th consecutive seasons in 2025.
- SEC Softball led the nation in attendance with more than 840,000 fans, over 100,000 more than the other three major conferences combined. The SEC had 11 of the top 15 school in national after attendance, including 4 of the top 5 (Alabama, Oklahoma, Arkansas and Texas A&M). The Sooners led the nation in average attendance with 3,705 fans per home game, followed by the Crimson Tide (3,632) and the Razorbacks (3,023).
- SEC Soccer led the nation during the 2024 season in attendance by averaging 1,425 fans per game and in total attendance (245,062). The SEC has had at least five teams rank in the Top 25 nationally in attendance in 11 of the last 13 years (not counting the COVID affected 2020 campaign).



COLLEGE FOOTBALL PLAYOFF

THE COLLEGE FOOTBALL PLAYOFF CROWNS THE NATIONAL CHAMPION IN COLLEGE FOOTBALL.
BELOW IS EVERYTHING YOU NEED TO KNOW TO BE READY FOR THE POSTSEASON.



The College Football Playoff Selection Committee will rank the top 25 teams.

The 12 participating teams will be the five highest-ranked conference champions, plus the next seven highest-ranked teams.



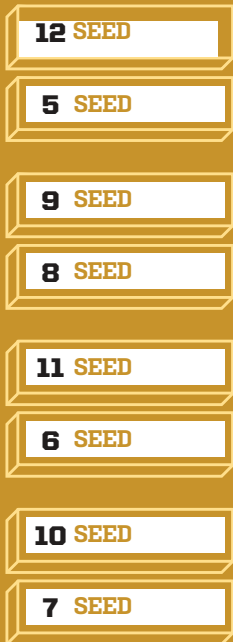
SEEDING

The top four teams in the CFP Selection Committee final rankings will be seeded 1-4 and receive a first-round bye. The remaining teams will be seeded 5-12 based on their final ranking.

If any of the five highest ranked conference champions falls outside of the top 12, they will be seeded at the bottom of the 12-team pool.

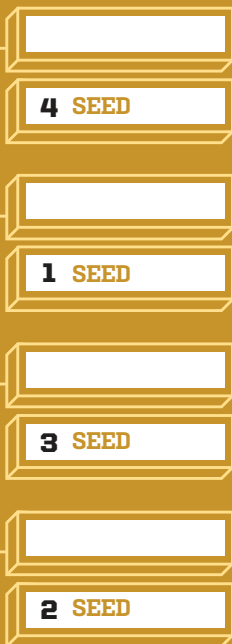
PLAYOFF FIRST ROUND

FRIDAY,
DEC. 19, 2025
SATURDAY,
DEC. 20, 2025



PLAYOFF QUARTERFINALS

WEDNESDAY,
DEC. 31, 2025
THURSDAY,
JAN. 1, 2026



PLAYOFF SEMIFINALS

THURSDAY,
JAN. 8, 2026
FRIDAY,
JAN. 9, 2026



2026
NATIONAL CHAMPSHIP

**MONDAY,
JAN. 19,
2026**

**HARD ROCK
STADIUM,
MIAMI GARDENS, FL**



PLAYOFF FIRST ROUND

The eight teams seeded No. 5-12 will play in the first round with the higher seeds hosting the lower seeds on campus.



PLAYOFF QUARTERFINALS

The four highest-ranked teams will be assigned to Playoff Quarterfinals hosted by bowls. This will be done in consideration of historic bowl relationships and seeding.



PLAYOFF SEMIFINALS

The No. 1 seed will receive preferential bowl placement for the Playoff Semifinals.



The bracket will follow the rankings with no modifications made to avoid rematches or games between schools from the same conference.

There will be
NO RE-SEEDING

once the bracket is set on Selection Day, Dec. 7.



MONDAY, JANUARY 19



BOWL SEASON

2025-26 SCHEDULE



CRICKET CELEBRATION BOWL
DEC 13 | 12:00 PM | ABC | ATLANTA, GA



LA BOWL HOSTED BY GRONK
DEC 13 | 9:00 PM | ESPN | INGLEWOOD, CA



IS4S SALUTE TO VETERANS BOWL
DEC 16 | 9:00 PM | ESPN | MONTGOMERY, AL



STAFFDNA CURE BOWL
DEC 17 | 5:00 PM | ESPN | ORLANDO, FL



68 VENTURES BOWL
DEC 17 | 8:30 PM | ESPN | MOBILE, AL



MYRTLE BEACH BOWL
DEC 19 | 12:00 PM | ESPN | CONWAY, SC



UNION HOME MORTGAGE GASPARILLA BOWL
DEC 19 | 3:30 PM | ESPN | TAMPA, FL



FAMOUS IDAHO POTATO BOWL
DEC 22 | 2:00 PM | ESPN | BOISE, ID



BOCA RATON BOWL
DEC 23 | 2:00 PM | ESPN | BOCA RATON, FL



NEW ORLEANS BOWL
DEC 23 | 5:30 PM | ESPN | NEW ORLEANS, LA



SCOOTER'S COFFEE FRISCO BOWL
DEC 23 | 9:00 PM | ESPN | FRISCO, TX



SHERATON HAWAI'I BOWL
DEC 24 | 8:00 or 9:00 PM | ESPN | HONOLULU, HI



GAMEABOVE SPORTS BOWL
DEC 26 | 1:00 PM | ESPN | DETROIT, MI



RATE BOWL
DEC 26 | 4:30 PM | ESPN | PHOENIX, AZ



SERVPRO FIRST RESPONDER BOWL
DEC 26 | 8:00 PM | ESPN | DALLAS, TX



GO BOWLING MILITARY BOWL
DEC 27 | 11:00 AM | ESPN | ANNAPOLIS, MD



BAD BOY MOWERS PINSTRIPE BOWL
DEC 27 | 12:00 PM | ABC | BRONX, NY



WASABI FENWAY BOWL
DEC 27 | 2:15 PM | ESPN | BOSTON, MA



POP-TARTS BOWL
DEC 27 | 3:30 PM | ABC | ORLANDO, FL



SNOOP DOGG ARIZONA BOWL
PRESENTED BY GIN & JUICE BY DRE AND SNOOP
DEC 27 | 4:30 PM | CW NETWORK | TUCSON, AZ



ISLETA NEW MEXICO BOWL
DEC 27 | 5:45 PM | ESPN | ALBUQUERQUE, NM



TAXSLAYER GATOR BOWL
DEC 27 | 7:30 PM | ABC | JACKSONVILLE, FL



KINDER'S TEXAS BOWL
DEC 27 | 9:15 PM | ESPN | HOUSTON, TX



BIRMINGHAM BOWL
DEC 29 | 2:00 PM | ESPN | BIRMINGHAM, AL



RADIANCE TECHNOLOGIES INDEPENDENCE BOWL
DEC 30 | 2:00 PM | ESPN | SHREVEPORT, LA



MUSIC CITY BOWL
DEC 30 | 5:30 PM | ESPN | NASHVILLE, TN



VALERO ALAMO BOWL
DEC 30 | 9:00 PM | ESPN | SAN ANTONIO, TX



RELIAQUEST BOWL
DEC 31 | 12:00 PM | ESPN | TAMPA, FL



TONY THE TIGER SUN BOWL
DEC 31 | 2:00 PM | CBS | EL PASO, TX



CHEEZ-IT CITRUS BOWL
DEC 31 | 3:00 PM | ABC | ORLANDO, FL



SRS DISTRIBUTION LAS VEGAS BOWL
DEC 31 | 3:30 PM | ESPN | LAS VEGAS, NV



GOODYEAR COTTON BOWL CLASSIC (CFP QUARTERFINAL)
DEC 31 | 7:30 PM | ESPN | ARLINGTON, TX



CAPITAL ONE ORANGE BOWL (CFP QUARTERFINAL)
JAN 1 | 12:00 PM | ESPN | MIAMI GARDENS, FL




ROSE BOWL GAME (CFP QUARTERFINAL)
PRESENTED BY PRUDENTIAL
JAN 1 | 4:00 PM | ESPN | PASADENA, CA



ALLSTATE SUGAR BOWL (CFP QUARTERFINAL)
JAN 1 | 8:00 PM | ESPN | NEW ORLEANS, LA



LOCKHEED MARTIN ARMED FORCES BOWL
JAN 2 | 1:00 PM | ESPN | FORT WORTH, TX



AUTOZONE LIBERTY BOWL
JAN 2 | 4:30 PM | ESPN | MEMPHIS, TN



DUKE'S MAYO BOWL
JAN 2 | 8:00 PM | ESPN | CHARLOTTE, NC



DIRECTV HOLIDAY BOWL
TBD | TBD | FOX | SAN DIEGO, CA



VRBO FIESTA BOWL (CFP SEMIFINAL)
JAN 8 | 7:30 PM | ESPN | GLENDALE, AZ



CHICK-FIL-A PEACH BOWL (CFP SEMIFINAL)
JAN 9 | 7:30 PM | ESPN | ATLANTA, GA



COLLEGE FOOTBALL PLAYOFF NATIONAL CHAMPIONSHIP
JAN 19 | 7:30 PM | ESPN | MIAMI GARDENS, FL



EAST-WEST SHRINE BOWL
JAN 27 | 7:00 PM | TBD | FRISCO, TX



REESE'S SENIOR BOWL
JAN 31 | 2:30 PM | NFL NETWORK | MOBILE, AL

**All times ET and all Bowls subject to change.*