



AUSTIN PEAY
BASKETBALL

7 NCAA TOURNAMENT APPEARANCES | 10-TIME CONFERENCE CHAMPIONS
43 ALL-CONFERENCE SELECTIONS

GAME 2 | 6 PM, NOVEMBER 12, 2025 | F&M BANK ARENA | CLARKSVILLE

AUSTIN PEAY GOVERNORS

1-0 | 0-0 ASUN | 1-0 HOME | 0-0 AWAY

Head Coach: Brittany Young (Francis Marion, '08)
Record at Austin Peay: 68-59 / Fifth Season
Career Record: 68-59 / Fifth Season
Last Game: W, 115-46 vs. Sewanee, Nov. 3



LETSGOPEAY.COM

INSIDE THE SERIES

The Series | 2-19
At APSU | 1-5
At VU | 1-11
Neutral Sites | 0-3



VUCOMMODORES.COM

VANDERBILT COMMODORES

2-0 | 0-0 SEC | 0-0 HOME | 0-0 AWAY

Head Coach: Shea Ralph (UConn, '01)
Record at Vanderbilt: 75-59 / Fifth Season
Career Record: 75-59 / Fifth Season
Last Game: W, 96-48 vs. Furman, Nov. 10

AUSTIN PEAY PROJECTED STARTERS

Pos.	No.	Name	Ht.	Yr.	Previous School	PPG	RPG	Notes
G	1	Jade Rucker	5-11	Fr.	Tupelo HS	13.0	9.0	71.4 FG%
G	3	Veronaye Charlton	5-4	Jr.	North Alabama	6.0	4.0	50.0 FG%
G	4	Anovia Sheals	5-11	So.	Mainland HS	23.0	5.0	60.0 FG%
G	15	Mya Williams	5-8	Gr.	Georgia State	8.0	3.0	28.6 FG%
F	24	Ines Gnahore	5-9	Sr.	UC Irvine	2.0	4.0	16.7 FG%

VANDERBILT PROJECTED STARTERS

Pos.	No.	Name	Ht.	Yr.	Previous School	PPG	RPG	Notes
G	1	Mikayla Blakes	5-8	So.	Rutgers Prep	21.0	4.0	36.6 FG%
G	3	Aubrey Galvan	5-6	Fr.	Wilmette Loyola	9.0	8.0	33.3 FG%
G/F	13	Justine Pissott	6-4	Sr.	Tennessee	11.0	5.0	40.0 FG%
G	15	Ndjakalenga Mwenentanda	6-2	Gr.	Texas	11.5	3.5	75.0 FG%
F	35	Sacha Washington	6-2	Gr.	Collins Hill	9.0	6.0	44.4 FG%

PREGAME PAROOZING

TOP HITS

- **SHEALS IS UNANIMOUS:** Anovia Sheals was named a unanimous preseason All-ASUN selection. Sheals is the reigning ASUN Sixth Woman of the Year after making five starts across 30 games played in her freshman campaign and accounted for 46% of the Governors bench points last season.
- **OPENING NIGHT:** The Govs started the season on a high note with a 115-46 win over Sewanee on Nov. 3. The Govs' 115 points were the most by the team since its 116 against Fort Campbell on Nov. 12, 1979.

WHAT TO KNOW

- **WHAT A GOVS WIN MEANS:** The Govs would move to 2-0 on the season, which would be the first time they have started the season with consecutive wins since the 2022-23 season... The Govs would earn their third win against Vanderbilt and their first win against the Commodores since Dec. 10, 1977 at the Winfield Dunn Center.
- **ON THIS DATE:** The Govs are 4-3 in games played on November 12. The last game played on this date was a 58-53 win at Chattanooga in 2022.

EXTRA! EXTRA!

- **MILESTONE WATCH:** Anovia Sheals is 146 points away from 500 points and 46 rebounds away from 200 career rebounds... Veronaye Charlton is 179 points away from 500 career points... JaNiah Newell is 45 rebounds away from 200 career rebounds...

2025-26 SCHEDULE

Record	1-0
ASUN	0-0
Home	1-0
Away	0-0
Neutral	0-0
Last 5	1-0
Last 10	1-0

2025-26 SCHEDULE

DATE	OPPONENT	TIME/RESULT
Nov. 3	Sewanee	W, 115-46
Nov. 12	Vanderbilt	6 PM
Nov. 16	Indiana State	1 PM
Nov. 20	at Chattanooga	6 PM
Nov. 23	at Southern Illinois	TBA
Nov. 29	at Kansas City	2 PM
Dec. 6	Murray State	12 PM
Dec. 14	at Evansville	TBA
Dec. 20	at Illinois-Chicago	12 PM
Dec. 22	at Loyola-Chicago	2 PM
Dec. 28	Berry (GA)	2 PM
Jan. 1	• at Jacksonville	5:30 PM
Jan. 3	• at North Florida	1 PM
Jan. 8	• Florida Gulf Coast	6 PM
Jan. 10	• Stetson	2 PM
Jan. 15	• at Bellarmine	5:30 PM
Jan. 17	• Lipscomb	2 PM
Jan. 22	• at Florida Gulf Coast	6 PM
Jan. 24	• at Stetson	1 PM
Jan. 29	• North Florida	6 PM
Jan. 31	• Jacksonville	2 PM
Feb. 4	• at North Alabama	6 PM
Feb. 7	• at Eastern Kentucky	TBA
Feb. 12	• Queens	6 PM
Feb. 14	• West Georgia	2 PM
Feb. 18	• at Central Arkansas	6:30 PM
Feb. 21	• Bellarmine	2 PM
Feb. 25	• Eastern Kentucky	6 PM
Feb. 27	• at Lipscomb	6 PM

ASUN Tournament

Mar. 3	First Round	TBA
Mar. 5	Quarterfinals	TBA
Mar. 7	Semifinals	TBA
Mar. 9	Championship	TBA

• - ASUN Conference contest

Home games in bold. All Times Central.

BROADCAST INFORMATION

STREAM | ESPN+

Alex Gould, PxP
Ethan Schmidt, Color

LISTEN | WAPX

Clayton Carroll, Pxp
Dillon Walton, Color

ATHLETICS COMMUNICATIONS

CAMILLE BLAYLOCK

Athletic Communications Assistant
Email: cblaylock1@students.apsu.edu
Office: 931-221-6562

AUSTIN PEAY WOMEN'S BASKETBALL

TV/RADIO CHEAT SHEET

1



Jade Rucker
G • 5-11 • Fr.
Tupelo, Miss.
Tupelo HS

PPG	RPG	Assists	FG%	3FG%	FT%
13.0	9.0	2	71.4 (5-7)	60.0 (3-5)	0.0

Last Game: 13 points (5-7 FG) and 9 rebounds in 26 minutes vs. Sewanee (11/3/25).
Career High Scoring: 13, vs. Sewanee (11/3/25).

2



Kyra Perkins
G • 5-10 • Jr.
Morrison, Tenn.
Walters State

PPG	RPG	Assists	FG%	3FG%	FT%
11.0	7.0	2	50.0 (5-10)	0.0 (0-1)	0.0 (1-1)

Last Game: 11 points (5-10 FG) and 7 rebounds in 15 minutes vs. Sewanee (11/3/25).
Career High Scoring: 11, vs. Sewanee (11/3/25).

3




Veronaye Charlton
G • 5-4 • Jr.
Nassau, Bahamas
North Alabama

PPG	RPG	Assists	FG%	3FG%	FT%
6.0	4.0	6	50.0 (3-6)	0.0 (0-1)	0.0 (0-1)

Last Game: 6 points (3-6 FG) and 4 rebounds in 21 minutes vs. Sewanee (11/3/25).
Career High Scoring: 25, vs. Tennessee Tech (12/21/23) (North Alabama).

4




Anovia Sheals
G • 5-11 • So.
Daytona Beach, Fla.
Mainland HS

PPG	RPG	Assists	FG%	3FG%	FT%
23.0	5.0	4	60.0 (9-15)	16.7 (1-6)	80.0 (4-5)

Last Game: 23 points (9-15 FG) and 5 rebounds in 25 minutes vs. Sewanee (11/3/25).
Career High Scoring: 23, vs. Sewanee (11/3/25).

11



JaNiah Newell
G • 5-6 • Gr.
Danville, Ill.
Chicago State

PPG	RPG	Assists	FG%	3FG%	FT%
12.0	3.0	3	50.0 (5-10)	50.0 (1-2)	33.3 (1-3)

Last Game: 12 points (5-10 FG) and 3 rebounds in 23 minutes vs. Sewanee (11/3/25).
Career High Scoring: 12, vs. Sewanee (11/3/25).

12



Jim'Miyah Branton
G • 5-7 • Fr.
Miami, Fla.
Slam Academy

PPG	RPG	Assists	FG%	3FG%	FT%
20.0	3.0	7	75.0 (9-12)	50.0 (1-2)	1.000 (1-1)

Last Game: 20 points (9-12 FG) and 3 rebounds in 27 minutes vs. Sewanee (11/3/25).
Career High Scoring: 20, vs. Sewanee (11/3/25).

15



Mya Williams
G • 5-8 • Sr.
Waxahachie HS
Georgia State

PPG	RPG	Assists	FG%	3FG%	FT%
8.0	3.0	1	28.6 (2-7)	28.6 (2-7)	1.000 (1-1)

Last Game: 8 points (2-7 FG) and 3 rebounds vs. Sewanee (11/3/25).
Career High Scoring: 24, vs. Coastal Carolina (1/22/25) (Georgia State)

21



McKenzie Neal
F • 6-1 • Fr.
Okeechobee, Fla.
Bayonne HS

PPG	RPG	Assists	FG%	3FG%	FT%
12.0	7.0	0	71.4 (5-7)	0.0	1.000 (2-2)

Last Game: 12 points (5-7 FG) and 7 rebounds in 12 minutes vs. Sewanee (11/3/25).
Career High Scoring: 12, vs. Sewanee (11/3/25).

22



Jeanine Brandsma
F • 6-2 • RSr.
Eguzon Chantome, France
Long Island

PPG	RPG	Assists	FG%	3FG%	FT%
4.0	6.0	0	66.7 (2-3)	0.0	0.0

Last Game: 4 points (2-3 FG) and 6 rebounds in 10 minutes vs. Sewanee (11/3/25).
Career High Scoring: 8, at Murray State (12/7/24)

23



Maeva Fotsa
F • 6-2 • Sr.
Québec, Canada
George Washington

PPG	RPG	Assists	FG%	3FG%	FT%
4.0	5.0	0	66.7 (2-3)	0.0	0.0

Last Game: 4 points (2-3 FG) and 5 rebounds in 7 minutes vs. Sewanee (11/3/25).
Career High Scoring: 4, vs. Sewanee (11/3/25).

24




Ines Gnahore
F • 5-9 • Sr.
Orleans, France
UC Irvine

PPG	RPG	Assists	FG%	3FG%	FT%
2.0	4.0	0	16.7 (1-6)	0.0 (0-2)	0.0

Last Game: 2 points (1-6 FG) and 4 rebounds in 16 minutes vs. Sewanee (11/3/25).
Career High Scoring: 15, at CSUN (2/20/25) (UC Irvine)

34



Lameria Thomas
F • 6-0 • Jr.
Montgomery, Ala.
Shelton State CC

PPG	RPG	Assists	FG%	3FG%	FT%
0.0	0.0	0	0.0	0.0	0.0

Last Game:
Career High Scoring:

AUSTIN PEAY WOMEN'S BASKETBALL

QUICK FACTS

UNIVERSITY

Name of School..... Austin Peay State University
 Location Clarksville, TN 37040
 Founded 1927
 Enrollment 9,609
 President..... Dr. Michael Licari
 Alma Mater, year Minnesota, 1993
 Interim Athletics Director Jordan Harmon
 Alma Mater, year Austin Peay, 2017
 School Colors..... Red and White
 Nickname..... Governors
 Affiliations NCAA Division I
 ASUN Conference
 Ticket Office Phone 931/221-PEAY (7329)

FACILITY

Arena Name..... F&M Bank Arena
 Capacity..... 5,500
 First Season 2023-24
 Basketball Floor Gary Matthews Court

HOME ESPN+

Play-by-Play..... Alex Gould
 Color Commentator Ethan Schmidt

COACHING STAFF

Head Coach Brittany Young
 Alma Mater, year Francis Marion, 2008
 Seasons 5th Season
 APSU Record (yrs) 68-59 (5)
 Assistant Coach..... Peggy Knight
 Seasons..... Third Season
 Alma Mater, year Appalachian State, 2016
 Assistant Coach..... Victoria Morris
 Seasons..... Third Season
 Alma Mater, year Old Dominion, 2021

SUPPORT STAFF

Athletic Trainer Lauren Ford
 Seasons..... First Season
 Alma Mater, year Oklahoma State, 2020
 Strength and Conditioning..... Austin Van Buskirk
 Seasons..... First Season
 Alma Mater, year Bowling Green, 2021
 Sport Information Director..... Camille Blaylock
 Seasons..... Third Season
 Alma Mater, year Freed-Hardeman, 2023

TEAM INFORMATION

Last Season's Overall Record..... 13-18
 Home | Away | Neutral..... 6-6 | 5-11 | 2-1
 Last Season's ASUN Record (finish) 7-11/10th
 Home | Away..... 4-4 | 4-4
 Current Ranking 8th
 Letterwinners returning/lost 2/7
 Starters returning/lost..... 0/5
 Newcomers..... 9

HISTORY

First Year of Women's Basketball 1929
 reborn 1970
 All-Time Record..... 635-831-2
 Last NCAA Tournament appearance..... 2010
 Result lost to Tennessee, 75-42 (first round)
 All-Time NCAA Tournament Record..... 0-7
 Last Postseason WNIT appearance..... None
 Last ASUN Tournament appearance..... 2024
 Result..... T-6th

MEDIA INFORMATION

INTERVIEWS: All interview requests should be submitted to the APSU Athletic Communications office. Interviewing a player or coach without the knowledge or presence of an APSU Athletic Communications employee could result in the loss of credential.

- **HEAD COACH:** Head coach Brittany Young will typically be available during the week for interviews via Zoom.
- **PLAYERS:** All interviews with players will take place via Zoom. No interviews will be granted following the shoot-around on the day of a game. Media must request players at least 24 hours in advance. Under no circumstances are basketball players to be contacted directly by the media.
- **PRE-GAME:** Head coach Brittany Young often is unavailable for interviews on game days.
- **POST-GAME:** Head coach Brittany Young will immediately visit ESPN + and APSU radio for her postgame interview following the conclusion of the game. After having time to meet with her team in the locker room, Coach Young and select players will be available for all other media. To request a specific player, contact Camille Blaylock during the fourth quarter of the game.

ON THE WEB: Notes, statistics and schedules for Governors Women's Basketball may be found on the internet at www.LetsGoPeay.com, Austin Peay State University's official athletics Web site. Information on ASUN women's basketball is accessible on the internet at ASUNSports.com.

CREDENTIALS & PARKING: For games at the F&M Bank Arena, complete the APSU Basketball Credential Request Form on LetsGoPeay.com at least 24 hours prior to the game.

APSU ATHLETICS COMMUNICATIONS STAFF

Casey Crigger	Assistant AD – Strategic Comm. & Branding	criggerc@apsu.edu	931-221-7561
Alex Allard	Assistant Director of Athletic Communications	allarda@apsu.edu	931-221-6562
Preston Ludwick	Assistant Director of Athletic Communications	ludwickp@apsu.edu	931-221-6562
Camille Blaylock*	Athletic Communications Assistant	cblaylock1@students.apsu.edu	931-221-6562
Madison Harrigan	Athletic Communications Assistant	mharrigan@students.apsu.edu	931-221-6562
Knox Rives	Student Assistant	krives@my.apsu.edu	931-221-6562

*primary women's basketball contact

Mailing Address:
 APSU Sports Information Office
 P.O. Box 4515
 Clarksville, TN 37044

Shipping Address:
 APSU Sports Information Office
 681 Summer Street
 Clarksville, TN 37040

THE ROSTER



NUMERICAL ROSTER

No.	Name	Pos.	Ht.	Cl.	Hometown / Highschool / Previous School
1	Jade Rucker	G	5-11	Fr.	Tupelo, Miss / Tupelo HS
2	Kyra Perkins	G	5-10	Jr.	Morrison, Tenn. / Warren County HS / Walters State
3	Veronaye Charlton	G	5-4	Jr.	Nassau, Bahamas / Norcross HS
4	Anovia Sheals	G	5-11	So.	Daytona Beach, Fla. / Mainland HS
11	JaNiah Newell	G	5-6	Gr.	Danville, Ill. / Schlarmann Academy / Kaskaskia College / Chicago State
12	Jim'Miyah Branton	G	5-7	Fr.	Miami, Fla. / Slam Academy
15	Mya Williams	G	5-8	Gr.	Waxahachie, Texas / Waxahachie HS / Hutchinson CC / Georgia State
21	McKenzie Neal	F	6-1	Fr.	Okeechobee, Fla. / Bayonne HS
22	Jeanine Brandsma	F	6-2	RSr.	Eguzon Chantome, France / Lycée Ernest Couteaux / Long Island
23	Maeva Fotsa	F	6-2	Sr.	Québec, Canada / Cégep de Thetford / South Georgia Tech / George Washington
24	Ines Gnahore	G	5-9	Sr.	Orleans, France / Alexis de Tocqueville / Eastern Wyoming / Salt Lake CC / UC Irvine
34	Lameria Thomas	F	6-0	Jr.	Montgomery, Ala. / Prattville Christian Academy / Shelton State CC

COACHING AND SUPPORT STAFF

Name	Position	Seasons	Alma Mater, Year
Brittany Young	Head Coach	Fifth Season	Fancis Marion, 2008
Peggy Knight	Assistant Coach / Recruiting Coordinator	Third Season	Appalachian State, 2016
Victoria Morris	Assistant Coach / Player Development	Third Season	Old Dominion, 2021
Camille Blaylock	Athletic Comms. Assistant / SID	Third Season	Freed-Hardeman, 2023
Lauren Ford	Athletic Trainer	First Season	Oklahoma State, 2020
Austin Van Buskirk	Sports Performance Coach	First Season	Bowling Green, 2021

PRONUNCIATION GUIDE

Name	Pronunciation
Kyra Perkins	k-EYE-rah Perkins
Veronaye Charlton	Veer-on-aye Charl-ten
Anovia Sheals	Uh-NAH-vee-uh Sheals
JaNiah Newell	Juh-neye-uh Newl
Jim'Miyah Branton	Jim-Mm-eye-uh Branton
Jeanine Brandsma	Juh-neen Brandz-muh
Maeva Fotsa	Muh-aye-vaa Fot-saa
Ines Gnahore	EE-nez Knee-Oh-ray

ALPHABETICAL ROSTER

No.	Name	Pos.
22	Jeanine Brandsma	F
12	Jim'Miyah Branton	G
3	Veronaye Charlton	G
23	Maeva Fotsa	F
24	Ines Gnahore	G
21	McKenzie Neal	F
11	JaNiah Newell	G
2	Kyra Perkins	G
1	Jade Rucker	G
4	Anovia Sheals	G
34	Lameria Thomas	F
15	Mya Williams	G

PREVIEW

Coming off a historical win, Brittany Young and the Governors are set to host Vanderbilt at 6 p.m. on Wednesday at F&M Bank Arena.

Wednesday's contest marks the first time that either Austin Peay men's or women's basketball has hosted a Power Four opponent at F&M Bank Arena. This will also be the first time the Gobs have hosted a Power Four opponent since hosting California on Nov. 13, 2015, at the Winfield Dunn Center.

Austin Peay (1-0) enters Wednesday's contest after a 115-46 win against Sewanee on Nov. 3. The Gobs' 115 points were the most by the team since its 116 against Fort Campbell on Nov. 12, 1979. The win also marked the first 100-point game of Brittany Young's career.

Six Governors saw double-figure scoring, highlighted by Anovia Sheals' 23-point and Jim'Miyah Branton's 20-point performances. Freshman Jade Rucker paced the Gobs with nine rebounds.

Vanderbilt (2-0) took a 96-48 win against Furman, Nov. 10, at Memorial Gymnasium. The Commodores began their season with a 74-65 win against California in Paris, France, as a part of the Oui-Play Paris event.

This matchup will mark the 22nd all-time meeting of the two teams, with Vanderbilt leading the all-time series, 19-2. The last meeting was a 93-37 Commodore win on Nov. 8, 2024, in Nashville. Vanderbilt last came to Clarksville on Nov. 30, 2011, when they took an 83-51 win at the Winfield Dunn Center.

After their midweek matchup with the Commodores, the Governors host Indiana State on Nov. 16 at 1 p.m. at F&M Bank Arena.

The Fast Break

- Brittany Young is in her fifth season as a head coach and fifth year with the Governors.
- The Governors' returners are Anovia Sheals, Jeanine Brandsma, and JaNiah Newell.
- The reigning ASUN Sixth Woman of the Year, Sheals was named a unanimous Preseason All-ASUN selection.
- Austin Peay is 170-199 all-time against the 2025-26 slate.
- The Governors are tied for first in Division I with 63.0 bench points.
- The three freshmen, Jade Rucker, Jim'Miyah Brandon, and McKenzie Neal, combined for a 102 plus/minus in the season opener. The trio was led by Branton's 20-point, seven-assist performance and Rucker's 41 plus/minus.

Scouting the Commodores

- The Commodores are 2-0 on the season, most recently defeating Furman 96-48 on Monday at Memorial Gymnasium.
- Vanderbilt concluded the 2024-25 season with a 22-11 overall record and an 8-8 record in the Southeastern Conference.
- Vanderbilt fell 84-63 to South Carolina in the SEC Tournament quarterfinals, March 7, and concluded its season with a 77-73 overtime loss to Oregon in the first round of the NCAA tournament, March 21.
- The Commodores are currently ranked 19th in the Associated Press Top 25 Women's College Basketball Poll.

Keep Up with the Gobs

For news and updates on all things Governors' basketball, follow the women's basketball team on X and Instagram (@GovsWBB) or check back at LetsGoPeay.com.

VS. 2025-26 OPPONENTS

GOVS ALL-TIME

Non-Conference

Sewanee	1-0
Vanderbilt	2-18
Indiana State	3-1
Chattanooga	9-33
Southern Illinois	3-4
Kansas City	2-1
Murray State	50-47
Evansville	12-10
Illinois-Chicago	0-1
Loyola-Chicago	0-0
Berry	0-0

Conference

Jacksonville	1-2
North Florida	2-1
Florida Gulf Coast	0-6
Stetson	2-3
Bellarmine	5-1
Lipscomb	23-10
North Alabama	5-4
Eastern Kentucky	40-48
Queens	4-1
West Georgia	1-2
Central Arkansas	4-5

Games against ASUN Conference opponents prior to last season were previously counted as nonconference contests

COACH BRITT vs. THE SLATE

Non-Conference

Sewanee	1-0
Vanderbilt	0-2
Indiana State	1-0
Chattanooga	1-1
Southern Illinois	0-0
Kansas City	1-0
Murray State	2-3
Evansville	0-1
Illinois-Chicago	0-1
Loyola-Chicago	0-0
Berry	0-0

Conference

Jacksonville	1-2
North Florida	2-1
Florida Gulf Coast	0-6
Stetson	2-3
Bellarmine	5-1
Lipscomb	2-4
North Alabama	4-2
Eastern Kentucky	5-1
Queens	4-1
West Georgia	1-2
Central Arkansas	2-3

GOVS NOTES

BRITT'S FIFTH YEAR

Head coach Brittany Young enters her fifth season at the helm of Austin Peay women's basketball. She is 67-59 in her first four seasons, with the same record all-time. The Governors have made four conference tournament appearances under Young.

SHEAL'S FIRST YEAR

The reigning ASUN Sixth Woman of the Year, Anovia Sheals, makes her return for the Govs. Sheals made five starts across 30 games played in the 2024-25 season, averaging 27.1 minutes per game. She saw double-figure scoring 18 times, including two 20-point performances. Her career-high of 22 points came at West Georgia, Feb. 12, and she had eight-straight double-figure scoring games from Feb. 8-March 3. The Daytona Beach, Florida native was the first Governor off the bench in 19 games, totaling 270 of the Governors' 585 bench points. She earned ASUN Freshman of the Week honors, Feb. 24, for her 17-point, seven-rebound performance at Lipscomb, Feb. 22. Sheals led the 2024-25 team with a 74.2 free-throw percentage and was second on the team with a 34.9 three-point percentage and third with 11.0 points per game.

THE 2025-26 SQUAD

Brittany Young made the addition of six transfers and three freshman during the off season. The 2025-26 roster includes three freshmen in Jade Rucker, McKenzie Neal, and Jim'Miyah Branton, and six transfers in Kyra Perkins, Veronaye Charlton, Ines Gnahore, Mya Williams, Lameria Thomas, and Maeva Fotsa. The six transfers bring in junior college and Division I experience, combining for 15 seasons, 414 games played, 240 starts, and 4,559 points. Anovia Sheals, Jeanine Brandsma, and JaNiah Newell are the three returning players for the Governors.

**SHE'S BAAAAAAAAAAAAACK**

Sheals is the Govs leading returner in points (11.0 pg), rebounds (5.0 pg), and assists (1.6). The sophomore also led the Govs last season with a 74.6 free-throw percentage. Sheals scored in double figures 18 times with two 20-point performances.

OPENING NIGHT HISTORY

Brittany Young and Govs team made history with their 115-46 season-opening win against Sewanee, Nov. 3, at F&M Bank Arena. The Govs' 115 points were the most by the team since its 116 against Fort Campbell on Nov. 12, 1979. The Govs also scored the most points by a women's team at F&M Bank Arena since their 90 points against Bryan, Dec. 16, 2024.

FRESH GOVS OF CLARKSVILLE

The Governors three freshmen - Jim'Miyah Branton, Jade Rucker, and McKenzie Neal - combined for a 102 plus/minus on opening night against Sewanee. The trio was lead by Branton's 20 point, seven assists performance. Rucker had 13 points and nine rebounds while Neal had 12 points and seven rebounds.

WELCOME COMODOORES

The Govs host Vanderbilt, Nov. 12, marking the first time in either basketball team has hosted a Power Four opponent at F&M Bank Arena. This also marks the first time the Govs have hosted a Power Four program since they hosted California, Nov. 13, 2015, in the Winfield Dunn Center.

YOU, AGAIN?

Austin Peay plays three teams - Vanderbilt, Indiana State, and Murray State - that it faced during last season's slate. The Govs defeated Indiana State 74-56 last season in Terre Haute, Indiana, marking their first win of the 2024-25 season. The Govs fell to Vanderbilt and Murray State, both on the road.

THE 2025-26 NONCON SLATE

The 2025-26 nonconference slate includes two new opponents in Sewanee and Loyola-Chicago, and one Power Four opponent in Vanderbilt. The nonconference schedule includes five games at F&M Bank Arena and six games on the road. The Govs are 81-117 all-time against this season's nonconference slate, with their most wins (50) and games (98) against a single opponent both being against Murray State.

TOP INDIVIDUAL PERFORMANCES**POINTS**

Player (Opponent)	Pts.
Anovia Sheals (Sewanee)	23

REBOUNDS

Player (Opponent)	Reb.
Jade Rucker (Sewanee)	9

ASSISTS

Player (Opponent)	Ast.
Veronaye Charlton (Sewanee)	7

FIELD-GOAL % (MIN. 4 FGM)

Player (Opponent)	FG	FG%
Jim'Miyah Branton	9-12	75.0

MAINTAINING THE LEAD

Under Brittany Young, the Govs know how to maintain a lead. In Young's four seasons, the Governors are 54-13 when leading after the third quarter, 50-15 when leading at halftime, and 49-19 when leading after the first quarter.

OVER 70, UNDER 60

Under the leadership of Young, the Govs are 33-5 when scoring at least 70 points. The Govs are 49-14 when allowing opponents 60 or less points.

JANIAH CAN'T STOP WON'T STOP

JaNiah Newell may be in her third season at Austin Peay, but this season will be her first on the hardwood. In the 2023-24 preseason, Newell tore her achilles tendon, ending her season before it started. She had surgery and rehabed everyday in hopes of competing in the 2024-25 season. Fully cleared to play, Newell was participating in a summer practice and suffered an identical tear in the other foot, ending her season yet again. The Danville, Illinois native had to complete the entire process again. Though she has been unable to compete for two seasons, Newell has not stopped being supportive of her teammates and finding ways to show up for them everyday, even if she could not be on the court with them. Newell's first game in over two years was a 12 point, three rebound performance against Sewanee, Nov. 3

JUCO BANDITS

Six out of 12 players on this year's roster have experience at the junior college level: Kyra Perkins (Walters State), JaNiah Newell (Kaskaskia College), Mya Williams (Hutchinson CC), Maeva Fotsa (South Georgia Tech), Ines Gnahore (Eastern Wyoming/Salt Lake CC), and Lameria Thomas (Shelton State)

**INTERNATIONAL GOVS**

The 2025-26 team includes four international student-athletes in Jeanine Brandsma, Ines Gnahore, Maeva Fotsa, and Veronaye Charlton. Brandsma hails from Eguzon Chantome, France, as Gnahore is a Orleans, France native. Fotsa is from Québec, Canada while Charlton hails from Nassau, Bahamas.

KP = SENATOR AND GOVERNOR

Kyra Perkins comes to Clarksville after playing two seasons at Walters State Community College. In her time with the Senators, Perkins was the 2024 TCCAA Freshman of the Year and First Team All-TCCAA as well as a 2025 First Team All-TCCAA selection and NJCAA All-American honorable mention. The Morrison, Tennessee native made 23 starts in 59 games played for the Senators and had 15.2 points and 5.5 rebounds per game.

TOP TEAM PERFORMANCES**POINTS**

Opponent	Pts.
Sewanee	115

BENCH POINTS

Opponent	Pts.
Sewanee	63

FIELD-GOAL %

Opponent	FG.	FG%
Sewanee	48-86	55.8

THREE-POINT%

Opponent	3P	3P%
Sewanee	8-26	30.8

AROUND THE ASUN

PRESEASON HONORS

ASUN Player of the Year
Cameron Thomas, Stetson

ASUN Defensive Player of the Year
Bree Stephens, Central Arkansas

ALL-ASUN TEAMS
*Cameron Thomas, Stetson
*Anovia Sheals, Austin Peay
*Bree Stephens, Central Arkansas
*Liz Freihofer, Eastern Kentucky
*Priscilla Williams, Jacksonville
Cerina Rolle, Florida Gulf Coast
Molly Heard, Lipscomb
Aleah Sorrentino, Stetson
Destiny Jones, West Georgia
Sydne Tolbert, West Georgia
*Unanimous Selection

PRESEASON ASUN COACHES POLL		
Pl.	Team (1st-place votes)	Points
1.	Florida Gulf Coast (6)	128
2.	Central Arkansas (3)	124
3.	Stetson (1)	118
4.	Lipscomb	98
5.	Eastern Kentucky (1)	97
6.	North Alabama	77
7.	Jacksonville	73
8.	Austin Peay	61
9.	Bellarmine	49
10.	West Georgia	48
11.	Queens (1)	37
12.	North Florida	26

PRESEASON ASUN MEDIA POLL		
Pl.	Team (1st-place votes)	Points
1.	Florida Gulf Coast (36)	474
2.	Central Arkansas	416
3.	Lipscomb	370
4.	Eastern Kentucky (2)	368
5.	Stetson	308
6.	North Alabama	240
7.	Jacksonville	238
8.	Bellarmine	216
9.	Austin Peay	172
10.	West Georgia	146
11.	North Florida	88
12.	Queens	84

ASUN STANDINGS

School	CONFERENCE				OVERALL					
	W-L	PCT.	H	A	W-L	PCT.	H	A	N	STRK
Austin Peay	0-0	.000	0-0	0-0	1-0	1.000	1-0	0-0	0-0	W1
North Alabama	0-0	.000	0-0	0-0	3-0	1.000	3-0	0-0	0-0	W3
Jacksonville	0-0	.000	0-0	0-0	2-1	.667	2-0	0-1	0-0	L1
Queens	0-0	.000	0-0	0-0	2-1	.667	2-0	0-1	0-0	L1
Stetson	0-0	.000	0-0	0-0	2-1	.667	1-0	1-1	0-0	W2
Bellarmine	0-0	.000	0-0	0-0	1-1	.500	1-1	0-0	0-0	L1
Central Arkansas	0-0	.000	0-0	0-0	1-1	.500	1-0	0-1	0-0	W1
EKU	0-0	.000	0-0	0-0	1-1	.500	1-1	0-0	0-0	L1
North Florida	0-0	.000	0-0	0-0	1-1	.500	1-0	0-1	0-0	W1
West Georgia	0-0	.000	0-0	0-0	1-1	.500	1-0	0-1	0-0	W1
Lipscomb	0-0	.000	0-0	0-0	1-2	.333	1-1	0-1	0-0	L1
FGCU	0-0	.000	0-0	0-0	0-1	.000	0-1	0-0	0-0	L1

ASUN PLAYERS OF THE WEEK

Week	Player	Newcomer	Freshman
Nov. 10	Jasmine Jones, UWG	Jasmine Jones, UWG	Tatum Brown, Jacksonville

ASUN CONFERENCE INFORMATION

School	SID	Website	Basketball X
Austin Peay	Camille Blaylock	LetsGoPeay.com	@GovsWBB
Bellarmine	Adam Pruiett	athletics.bellarmine.edu	@BUKnightsWBB
Central Arkansas	Ryan Thiele	ucasports.com	@ucawbb
Eastern Kentucky	Alex Pryor	ekusports.com	@EKUWBB
Florida Gulf Coast	Michael Ziegler	fgcuathletics.com	@FGCU_WBB
Jacksonville	Topher Adams	judolphins.com	@JAX_WBB
Lipscomb	Layton Jackson	lipscombsports.edu	@LipscombWBB
North Alabama	Tarayceus Jeffries	roadlions.com	@UNAHOOPS
North Florida	Thomas Hunt	unfospreys.com	@OspreysWBB
Queens	Dominique Maneice	queensathletics.com	@QueensWBB
Stetson	Ryan Marks	gohatters.com	@StetsonWBB
West Georgia	Jared Boggus	uwgathletics.com	@UWGathletics
ASUN Conference	William Hall	asunports.com	@ASUNSports

AROUND THE COUNTRY

COLLEGEINSIDER.COM MID-MAJOR TOP 25

	Team (1st-Place Votes)	Record	Points	Prev.	Conference
1	South Dakota State (20)	0-0	746	-	Summit
2	Harvard (6)	0-0	730	-	Ivy League
3	James Madison (1)	0-0	615	-	Sun Belt
4	Green Bay	0-0	601	-	Horizon
5	Fairfield (3)	0-0	587	-	Metro Atlantic
6	Princeton (1)	0-0	562	-	Ivy League
7	Gonzaga	0-0	537	-	West Coast
8	Murray State	0-0	503	-	Missouri Valley
9	Middle Tennessee	0-0	445	-	CUSA
10	Kent State	0-0	428	-	Mid-American
11	Ball State	0-0	384	-	Mid-American
12	Illinois State	0-0	377	-	Missouri Valley
13	Abilene Christian	0-0	364	-	WAC
14	Belmont	0-0	267	-	Missouri Valley
15	Montana State	0-0	260	-	Big Sky
16	Columbia	0-0	232	-	Ivy League
17	FGCU	0-0	195	-	ASUN
18	Liberty	0-0	188	-	CUSA
19	Arkansas State	0-0	184	-	Sun Belt
20	Quinnipiac	0-0	178	-	Metro Atlantic
21	Troy	0-0	152	-	Sun Belt
22	Louisiana Tech	0-0	133	-	CUSA
23	Charleston	0-0	116	-	Coastal Athletic
24	Fairleigh Dickinson	0-0	105	-	Northeast
25	Hawaii	0-0	96	-	Big West

Others Receiving Votes: Maine 94, Chattanooga 93, High Point 88, Howard 86, Tennessee Tech 75, North Dakota State 72, Stephen F Austin 63, Portland 60, Cleveland State 58, Navy 53, Lindenwood 44, Toledo 44, Drake 32, Missouri State 29, Norfolk State 26, Santa Clara 22, Southern 20, Drexel 19, UT Arlington 18, Youngstown State 11, McNeese 10, Northern Arizona 10, UC Irvine 10, Buffalo 9, Montana 8, Incarnate Word 7, Vermont 7, Bowling Green 6, Army 5, UNCG 5, Purdue Fort Wayne 3, Miami (OH) 2, Robert Morris 1.

Updated: Oct. 27, 2025

ASUN opponents in bold, nonconference opponents in italics.

ASSOCIATED PRESS WOMEN'S TOP 25

	Team (1st-Place Votes)	Record		Conference
1	UConn (30)	798	1	Big East
2	South Carolina (2)	761	2	Southeastern
3	UCLA	732	3	Big Ten
4	Texas	708	4	Southeastern
5	LSU	672	5	Southeastern
6	Oklahoma	614	6	Southeastern
7	Baylor	509	16	Big 12
8	Southern California	500	18	Big Ten
9	Maryland	498	10	Big Ten
10	NC State	479	9	Atlantic Coast
11	North Carolina	471	11	Atlantic Coast
12	Tennessee	420	8	Southeastern
13	Ole Miss	411	12	Southeastern
14	Michigan	398	13	Big Ten
15	Duke	390	7	Atlantic Coast
16	Iowa State	377	14	Big 12
17	TCU	295	17	Big 12
18	Notre Dame	285	15	Atlantic Coast
19	<i>Vanderbilt</i>	203	19	<i>Southeastern</i>
20	Oklahoma State	167	22	Big 12
21	Iowa	155	21	Big Ten
22	Louisville	149	20	Atlantic Coast
23	Kentucky	119	T24	Southeastern
24	Michigan State	111	23	Big Ten
25	Washington	58	NR	Big Ten

Others Receiving Votes: Ohio St. 27, Princeton 19, Richmond 16, West Virginia 15, Kansas St 11, Minnesota 10, South Dakota St. 6, Kansas 5, Stanford 4, Columbia 4, Nebraska 2, Fairfield 1

Updated: Nov. 9, 2025

ASUN opponents in bold, nonconference opponents in italics.

BY THE NUMBERS: GOVS IN STATISTICAL RANKINGS

TEAM STATS

CATEGORY	NCAA	ASUN	VALUE
Assist/Turnover Ratio (358 ranked)	36	1	1.67
Assists Per Game (358 ranked)	8	1	25.0
Bench Points Per Game (357 ranked)	1	1	63.0
Blocks Per Game (352 ranked)	64	3	5.0
Field Goal Percentage (358 ranked)	9	1	55.8
Field Goal Percentage Defense (358 ranked)	4	1	22.0
Fouls Per Game (357 ranked)	268	7	21.0
Free Throw Attempts Per Game (358 ranked)	247	7	15.00
Free Throw Percentage (358 ranked)	107	2	73.3
Free Throws Made Per Game (357 ranked)	224	7	11.00
Rebound Margin (358 ranked)	6	1	29.0
Rebounds (Defensive) Per Game (357 ranked)	19	1	34.0
Rebounds (Offensive) Per Game (355 ranked)	6	1	25.0
Rebounds Per Game (347 ranked)	3	1	59.00
Scoring Defense (358 ranked)	38	1	46.0
Scoring Margin (349 ranked)	4	1	69.0
Scoring Offense (358 ranked)	2	1	115.0
Steals Per Game (358 ranked)	115	3	11.0
Three Point Attempts Per Game (358 ranked)	65	4	26.0
Three Point Percentage (358 ranked)	165	6	30.8
Three Point Percentage Defense (357 ranked)	64	2	21.7
Three Pointers Per Game (358 ranked)	88	4	8.0
Turnover Margin (358 ranked)	27	2	13.00
Turnovers Forced Per Game (357 ranked)	23	1	28.00
Turnovers Per Game (358 ranked)	119	6	15.0
Winning Percentage (281 ranked)	1	1	100.0

Bold indicates ASUN leader, Blue indicates NCAA leader. All Stats via stats.ncaa.org

INDIVIDUAL STATS

CATEGORY	PLAYER	NCAA	ASUN	VALUE
Ast-TO Ratio (210 Ranked)	Jim'Miyah Branton	21	2	7.00
	Ja'Niah Newell	99	5	3.00
Assists (147 Ranked)				
Assists/Game (250 Ranked)	Jim'Miyah Branton	23	1	7.0
	Veronaye Charlton	39	3	6.0
Blocks (138 ranked)				
Blocks Per Game (250 ranked)	McKenzie Neal	66	3	2.00
	Jade Rucker	66	3	2.00
Field Goal Percentage (241 ranked)	Jim'Miyah Branton	19	1	75.0
	McKenzie Neal	31	2	71.4
	Jade Rucker	31	2	71.4
	Anovia Sheals	124	5	60.0
Field Goals (148 ranked)				
Free Throw Attempts (107 Ranked)				
Free Throws Made (134 Ranked)				
Free Throw Percentage (245 ranked)				
Total Points (190 Ranked)				
Points/Game (244 Ranked)	Anovia Sheals	23	1	23.0
	Jim'Miyah Branton	71	3	20.0
Minutes Played (150 Ranked)				
Minutes Played/Game (150 Ranked)				
Rebounds (110 Ranked)				
Rebounds Per Game (233 ranked)	Jade Rucker	104	2	9.0
Steals (140 Ranked)				
Steals Per Game (209 ranked)	Jade Rucker	98	3	3.00
Three-Point FG Attempted (147 Ranked)				
Three-Point FG Percentage (245 Ranked)	Jade Rucker	71	3	60.0
Three-Point FG Made (147 Ranked)				
Three-Point FG/Game (227 Ranked)	Jade Rucker	61	2	3.00

Bold indicates ASUN leader, Blue indicates NCAA leader. All Stats via stats.ncaa.org

RECORD VS. CONFERENCES

2025-26 Opponents' in Bold

American East	0-0
American	2-13
Atlantic Sun	85-80
Bellarmine	5-1
Central Arkansas	4-5
Eastern Kentucky	41-48
Florida Gulf Coast	0-6
Lipscomb	23-9
North Alabama	5-4
North Florida	2-1
Queens	4-1
Stetson	2-3
Jacksonville	1-2
West Georgia	1-2
Atlantic 10	6-8
Loyola-Chicago	0-0
ACC	0-12
Big 10	0-9
Big 12	0-0
Big East	2-6
Big Sky	0-1
Big South	7-1
Big West	0-1
Colonial	1-2
C-USA	22-93
Horizon	6-15
Ivy	1-1
MAAC	1-2
Mid-American	9-16
Mid-Eastern	1-2
Mid-South	15-8
Missouri Valley	74-85
Murray State	50-48
Indiana State	1-0
Southern Illinois	3-4
Evansville	12-10
Illinois-Chicago	0-1
Mountain West	0-3
Northeast	1-0
Ohio Valley	233-224
Pac-12	0-1
Patriot	2-3
River States	1-0
SEC	4-36
Vanderbilt	2-19
Southern	23-47
Chattanooga	9-33
Southern Athletics	1-0
Sewanee	1-0
Berry	0-0
Southern States	2-0
Southland	2-0
SWAC	9-4
Summit	2-4
Kansas City	2-1
Sun Belt	11-16
West Coast	0-2
Western Athletic	2-1

AUSTIN PEAY WOMEN'S BASKETBALL

ALL-TIME AGAINST THE 2025-26 SCHEDULE

- - Ohio Valley Conference game
- ◆ - ASUN Conference game

SEWANEES

Overall: 1-0
Streak: Austin Peay-W1
in Clarksville: 1-0
at Sewanee: 0-0
at Neutral Sites: 0-0
11/3/25 W, 115-46 H

VANDERBILT

Overall: 2-19
Streak: Vanderbilt-W18
in Clarksville: 1-5
at Nashville: 1-11
at Neutral Sites: 0-3
12/3/76 W, 75-41 A
1/29/77 L, 39-49 H
12/10/77 W, 81-61 H
2/11/78 L, 70-75 A
12/15/79 L, 56-77 N
12/13/80 L, 69-71 N
12/20/80 L, 57-58 H
12/2/81 L, 74-80 A
3/1/82 L, 76-78 N
12/1/82 L, 47-94 H
11/30/88 L, 30-97 A
1/31/90 L, 62-88 H
12/31/90 L, 60-111 A
12/15/02 L, 50-84 A
11/27/09 L, 51-95 A
11/30/11 L, 51-83 H
11/28/12 L, 36-67 A
11/27/15 L, 56-73 A
11/12/18 L, 70-99 A
11/17/22 L, 61-70 A
11/8/24 L, 93-37 A

INDIANA STATE

Overall: 3-1
Streak: Austin Peay-W2
in Clarksville: 1-0
at Terre Haute: 2-1
at Neutral Sites: 0-0
12/8/84 W, 68-50 A
12/17/00 L, 85-89 A
11/21/01 W, 73-58 H
11/15/24 W, 74-56 A
at Neutral Sites: 0-0
12/9/89 W, 85-67 H
2/15/90 W, 56-54 A
12/2/23 L, 78-75 2OT H
11/24/24 W, 66-53 H

CHATTANOOGA

Overall: 9-33
Streak: Chattanooga-W1
in Clarksville: 5-16
at Chattanooga: 4-16
at Neutral Sites: 0-1
1/22/77 L, 64-78 N
3/3/78 W, 71-68 H
12/6/78 L, 62-64 A
2/16/79 L, 60-69 H
12/1/80 L, 52-72 A
2/9/81 L, 75-76 H
11/24/81 L, 54-63 A
2/12/83 L, 58-91 H
1/7/84 L, 58-77 H
11/28/84 W, 82-65 A
11/22/85 W, 77-55 H
1/14/87 W, 83-77 H
1/28/87 L, 41-58 A
12/3/87 L, 70-71 H
1/28/88 L, 56-69 A
11/26/88 L, 49-82 A

12/3/88 L, 37-62 A
1/9/89 L, 73-75 H
12/6/89 W, 75-74 H
1/8/90 L, 79-89 A
1/2/91 L, 68-94 H
1/31/91 L, 45-82 A
11/23/91 L, 71-89 H
1/8/92 L, 73-93 A
1/6/93 L, 71-90 H
1/20/94 L, 69-88 A
1/25/95 L, 73-90 A
12/20/95 L, 60-62 H
11/27/96 W, 87-65 H
11/30/97 W, 73-63 A
11/17/01 W, 66-61 N
12/11/04 L, 50-67 A
12/20/05 L, 51-60 H
11/10/06 L, 56-80 A
11/9/07 L, 50-64 H
11/15/09 L, 66-76 H
11/23/10 L, 61-71 A
12/18/13 L, 70-81 H
11/24/14 L, 65-76 A
11/24/19 W, 50-49 A
12/15/20 L, 64-65 H
11/12/22 W, 58-5 A
11/10/23 L, 57-52 H

SOUTHERN ILLINOIS

Overall: 3-4
Streak: Southern Illinois-W2
in Clarksville: 2-1
at Carbondale: 1-4
at Neutral Sites: 0-0
11/29/06 L, 41-54 A
11/28/07 W, 75-72 H
11/28/10 L, 64-76 A
11/11/11 W, 76-70 H
11/12/13 W, 71-69 A
12/13/14 L, 65-75 H
12/12/20 L, 54-72 A

KANSAS CITY

formerly Missouri-Kansas City
Overall: 1-1
Streak: Austin Peay-W1
in Clarksville: 0-1
at Kansas City: 1-0
at Neutral Sites: 0-0
12/20/91 L, 59-69 H
12/6/02 W, 70-62 A
11/14/23 W, 78-63 N

MURRAY STATE

Overall: 50-47
Streak: Murray State-W1
in Clarksville: 33-16
at Murray: 15-30
at Neutral Sites: 2-1
• OVC Regular Season: 44-42
OVC Tournament: 4-1
1/15/77 L, 52-53 H
2/26/77 L, 42-65 A
1/28/78 • L, 49-64 H
2/25/78 • L, 58-79 A
1/27/79 • L, 54-77 A
2/24/79 • W, 76-62 H
1/24/80 • W, 69-62 H
2/21/80 L, 72-73 A
1/22/81 • L, 75-76 A
2/19/81 W, 72-66 H
1/9/82 • L, 64-69 A
2/6/82 • L, 56-62 H
1/29/83 • L, 72-81 A
2/25/83 • W, 83-72 H
2/3/84 • L, 68-70 A
3/3/84 • W, 79-69 H
1/9/85 • W, 89-59 H

2/2/85 • W, 68-63 H
2/1/86 • L, 78-79 A
2/28/86 • W, 73-67 H
1/31/87 • L, 76-90 H
2/28/87 • L, 59-87 A
2/6/88 • L, 72-93 A
2/8/88 • L, 74-94 H
1/7/89 • L, 71-74 H
2/4/89 • L, 61-77 A
1/25/90 • L, 72-87 H
2/3/90 • L, 55-80 A
1/7/91 • L, 77-88 A
2/2/91 • L, 67-72 H
1/11/92 • L, 66-81 H
2/29/92 • L, 72-84 A
1/9/93 • W, 87-75 H
2/20/93 • L, 76-94 A
1/29/94 • W, 84-69 H
2/26/94 • W, 84-73 A
1/28/95 • W, 79-59 A
2/25/95 • W, 80-67 H
1/27/96 • W, 65-63 H
2/26/96 • W, 66-58 A
1/11/97 • W, 75-60 A
2/10/97 • W, 70-66 H
1/26/98 • W, 63-46 H
2/19/98 • L, 60-68 A
1/23/99 • L, 57-72 A
2/20/99 • W, 72-68 H
12/2/99 • L, 65-78 H
1/11/00 • W, 79-73 A
12/10/00 • W, 98-87 A
2/6/01 • W, 66-55 H
2/27/01 # W, 77-61 H
1/12/02 • W, 85-73 H
2/9/02 • L, 57-66 A
1/11/03 • W, 62-61 A
2/8/03 • W, 81-57 H
3/4/03 # W, 75-54 H
2/14/04 • W, 80-70 H
2/12/05 • L, 70-81 A
1/12/06 • W, 83-66 A
2/2/06 • W, 82-64 H
1/11/07 • L, 63-64 H
2/1/07 • W, 82-70 A
1/10/08 • L, 59-81 A
1/31/08 • L, 57-78 H
1/10/09 • L, 77-87 A
2/7/09 • L, 76-94 H
3/6/09 # W, 90-84 N
1/9/10 • W, 83-79 H
2/6/10 • W, 76-72 A
1/8/11 • W, 71-55 A
2/5/11 • W, 69-59 H
3/2/11 # W, 71-64 N
1/7/12 • W, 71-63 H
2/13/12 • W, 85-72 A
3/1/12 # L, 73-90 N
1/12/13 • L, 72-77 H
2/2/13 • L, 61-65 A
1/11/14 • L, 68-76 A
1/30/14 • W, 86-71 H
2/7/15 • L, 84-98 H
2/21/15 • L, 67-72 A
2/6/16 • L, 72-75 A
2/20/16 • W, 81-72 H
1/21/17 • W, 75-63 H
2/11/17 • L, 62-67 A
2/8/18 • L, 65-91 A
2/24/18 • W, 75-69 H
2/16/19 • W, 59-56 H
3/2/19 • L, 72-77 A
1/23/20 • W, 69-61 H
2/29/20 • W, 88-59 A
12/19/20 • W, 64-60 A
1/25/21 • W, 74-71 H
2/3/22 • W, 69-67 H

2/16/22 • L, 61-68 A
12/13/22 W, 71-67 A
12/9/23 L, 85-93 H
12/7/24 L, 80-116 A

EVANSVILLE

Overall: 12-10
Streak: Evansville-L1
in Clarksville: 9-1
at Evansville: 3-8
at Neutral Sites: 0-1
12/3/82 L, 55-62 A
12/19/83 W, 73-59 H
12/15/84 W, 75-64 A
11/26/85 W, 91-74 H
12/7/87 W, 107-106 H
2/17/88 L, 52-78 A
12/1/90 L, 65-81 N
12/10/94 W, 80-71 A
11/28/95 W, 94-65 H
12/15/01 W, 76-74 A
11/26/02 W, 85-64 H
11/21/03 L, 63-73 A
12/28/04 W, 76-70 H
11/14/06 W, 74-72 H
12/21/06 L, 44-72 A
11/23/13 L, 50-65 H
11/16/14 L, 68-72 A
12/10/16 L, 54-68 A
12/2/17 W, 87-73 H
12/18/18 L, 52-56 A
11/21/19 W, 80-64 H
11/9/21 L, 52-62 A

ILLINOIS-CHICAGO

Overall: 0-1
Streak: Illinois-Chicago-W1
in Clarksville: 0-0
at Chicago: 0-0
at Neutral Sites: 0-1
11/23/22 L, 59-62 N

LOYOLA-CHICAGO

Overall: 0-0
Streak:
in Clarksville: 0-0
at Chicago: 0-0
at Neutral Sites: 0-0

BERRY (GA)

Overall: 0-0
Streak:
in Clarksville: 0-0
at Berry: 0-0
at Neutral Sites: 0-0

JACKSONVILLE

Overall: 1-2
Streak: Jacksonville - W1
in Clarksville: 1-2
at Jacksonville: 0-0
◆ ASUN Regular Season: 0-0
at Neutral Sites: 0-0
2/11/23 ◆ L, 52-55 H
2/10/24 ◆ W, 75-69 H
1/18/25 ◆ L, 61-65 H

NORTH FLORIDA

Overall: 2-1
Streak: Austin Peay - W1
in Clarksville: 2-0
at Jacksonville: 0-1
◆ ASUN Regular Season: 2-1
at Neutral Sites: 0-0
2/9/23 ◆ W, 77-35 H
2/7/24 ◆ L, 52-50 A
1/4/25 ◆ W, 60-52 H

FLORIDA GULF COAST

Overall: 0-6
Streak: FGCU - W6
in Clarksville: 0-2
at Ft. Myers: 0-4
◆ ASUN Regular Season: 0-3
at Neutral Sites: 0-0
† ASUN Tourney Season: 0-3
2/18/23 ◆ L, 42-55 A
3/5/23 † L, 34-51 H
1/27/24 ◆ L, 65-54 H
3/12/24 † L, 74-52 A
2/1/25 ◆ L, 35-45 A
3/8/25 † L, 48-82 A

STETSON

Overall: 2-3
Streak: Stetson - W1
in Clarksville: 1-1
at Deland: 1-2
◆ ASUN Regular Season: 1-2
at Neutral Sites: 0-0
† ASUN Tournament: 1-0
1/7/23 ◆ W, 50-46 H
2/16/23 ◆ L, 48-53 A
1/25/24 ◆ L, 51-42 H
3/9/24 † W, 49-45 A
1/30/25 ◆ L, 79-63 A

BELLARMINE

Overall: 5-1
Streak: Austin Peay-W2
in Clarksville: 3-0
at Louisville: 2-1
◆ ASUN Regular Season: 4-1
at Neutral Sites: 0-0
12/12/21 W, 67-54 H
2/2/23 ◆ W, 72-52 A
1/4/24 ◆ W, 65-63 H
3/2/24 ◆ L, 76-71 A
1/11/25 ◆ W, 69-58 A
3/1/25 ◆ W, 72-63 H

LIPSCOMB

Overall: 23-9
Streak: Lipscomb - W1
in Clarksville: 11-5
at Nashville: 11-3
◆ ASUN Regular Season: 2-3
at Neutral Sites: 1-1
12/1/77 W, 73-47 A
1/31/78 W, 93-41 H
3/1/79 W, 57-52 N
11/27/79 W, 60-46 H
1/22/80 W, 70-56 A
11/15/80 L, 52-61 A
11/21/80 W, 79-47 H
11/19/81 W, 85-71 A
11/30/81 W, 81-59 H
11/29/82 L, 78-81 H
1/5/84 W, 71-63 A
11/23/85 W, 100-85 H
2/2/87 L, 62-66 A
2/9/88 W, 95-69 H
1/5/89 L, 54-55 A
12/5/00 W, 79-69 H
12/6/01 W, 77-63 A
2/11/03 W, 76-48 H
12/22/03 W, 65-60 A
11/24/06 L, 55-56 N
11/15/08 W, 65-54 H
11/17/09 W, 61-52 A
12/8/10 L, 58-63 H
11/14/11 W, 61-58 A
12/21/12 W, 69-42 H
11/26/17 W, 71-63 A

ALL-TIME AGAINST THE 2024-25 SCHEDULE

11/29/18	W, 70-58	H
2/23/23 ♦	W, 76-71	A
2/18/23 ♦	L, 50-65	H
1/20/24 ♦	L, 61-51	H
2/17/24 ♦	W, 73-60	A
2/8/25 ♦	L, 59-65	H
2/22/25 ♦	L, 64-66	A

NORTH ALABAMA

Overall: 5-4

Streak: Austin Peay-W2

in Clarksville: 2-3

at Florence: 3-1

♦ ASUN Regular Season: 3-2

at Neutral Sites: 0-0

1/13/83	L, 49-76	A
1/31/84	L, 52-71	H
11/25/20	W, 88-78	A
12/16/21	W, 74-58	H
1/21/23 ♦	W, 61-52	A
1/11/24 ♦	L, 79-75	A
2/24/24 ♦	L, 59-58	H
1/8/25 ♦	W, 75-57	A
1/23/25 ♦	W, 71-60	H

EASTERN KENTUCKY

Overall: 41-48

Streak: Austin Peay-W1

in Clarksville: 22-20

at Richmond: 14-27

at Neutral Sites: 5-1

• OVC Regular Season: 31-46

♦ ASUN Regular Season: 4-1

OVC Tournament: 4-1

† ASUN Tournament: 1-0

1/14/78 •	L, 52-77	H
1/13/79 •	L, 64-75	A
12/3/79	W, 66-65	N
1/10/80 •	W, 68-50	H
1/8/81 •	L, 62-74	A
2/5/81	W, 70-58	H
1/14/82 •	W, 77-72	H
2/11/82 •	L, 62-79	A
1/8/83 •	L, 64-65	H
2/4/83 •	L, 54-55	A
1/21/84 •	L, 58-68	H
2/25/84 •	L, 60-68	A
1/21/85 •	L, 67-72	A
2/25/85 •	W, 62-61	H
1/27/86 •	W, 84-78	H
2/8/86 •	W, 79-66	A
1/26/87 •	L, 68-83	A
2/7/87 •	L, 80-90	H
1/18/88 •	W, 109-95	H
2/20/88 •	L, 71-81	A
1/14/89 •	L, 66-68	A
2/27/89 •	L, 89-90	H
1/13/90 •	L, 79-80	H
2/26/90 •	L, 51-82	A
1/26/91 •	L, 58-76	A
2/11/91 •	L, 77-84	H
1/18/92 •	L, 67-75	H
2/17/92 •	L, 63-81	A
1/16/93 •	L, 75-100	A
2/6/93 •	W, 67-59	H
1/17/94 •	L, 76-84	H
2/12/94 •	L, 76-89	A
3/5/94 #	W, 64-53	N
1/15/95 •	L, 69-74	A
2/11/95 •	W, 70-68	H
1/20/96 •	W, 75-72	A
2/19/96 •	W, 78-67	H
3/3/96 #	W, 70-56	N
12/7/96 •	W, 59-53	A
1/25/97 •	L, 55-69	H
1/12/98 •	L, 62-85	H
2/9/98 •	L, 61-72	A
1/9/99 •	L, 70-88	A
2/6/99 •	W, 74-54	H

1/13/00 •	L, 78-81	H
2/10/00 •	L, 79-91	A
1/13/01 •	L, 77-92	A
2/10/01 •	L, 84-89	H
1/21/02 •	L, 82-102	A
2/2/02 •	W, 72-70	H
3/2/02 #	W, 78-77	N
2/1/03 •	W, 69-68	A
2/27/03 •	W, 89-73	H
1/15/04 •	W, 67-61	A
2/28/04 •	W, 73-61	H
3/6/04 #	W, 65-51	N
1/13/05 •	L, 50-54	H
2/26/05 •	L, 79-87	A
12/10/05 •	L, 61-64	H
2/23/06 •	W, 69-55	A
12/9/06 •	L, 55-69	A
2/22/07 •	L, 69-76	H
12/8/07 •	L, 66-68	H
2/28/08 •	L, 55-62	A
1/5/09 •	W, 70-66	H
1/27/09 •	W, 67-51	A
1/4/10 •	L, 54-61	A
1/28/10 •	W, 68-57	H
12/19/10 •	W, 70-60	H
1/27/11 •	L, 55-61	A
1/2/12 •	W, 66-63	A
1/16/12 •	L, 59-61	H
2/23/13 •	L, 55-69	A
2/22/14 •	L, 71-79	H
1/3/15 •	W, 81-71	A
1/2/16 •	W, 95-66	H
3/3/16 #	L, 68-82	N
2/1/17 •	L, 71-80	A
1/25/18 •	W, 59-45	H
1/3/19 •	W, 100-65	H
2/28/19 •	W, 80-60	A
2/15/20 •	W, 69-53	H
1/2/21 •	W, 69-51	H
2/22/21 •	W, 65-49	A
2/4/23 ♦	W, 82-69	A
3/5/23 †	W, 77-55	H
1/6/24 ♦	W, 62-52	H
2/29/24 ♦	W, 63-55	A
1/4/25 ♦	L, 72-58	H
1/16/25 ♦	W, 69-67 OT	A

QUEENS

Overall: 4-1

Streak: Austin Peay - W1

in Clarksville: 2-0

at Charlotte: 2-1

♦ ASUN Regular Season: 4-1

at Neutral Sites: 0-0

1/2/23 ♦	W, 62-43	A
1/28/23 ♦	W, 70-56	H
2/3/24 ♦	W, 63-38	A
2/6/25 ♦	L, 43-52	A
2/20/25 ♦	W, 66-57	H

WEST GEORGIA

Overall: 1-2

Streak: Austin Peay - W1

in Clarksville: 0-1

at Carrollton: 0-1

at Neutral Sites: 1-0

† ASUN Tournament: 1-0

2/12/25 ♦	L, 57-70	A
2/27/25 ♦	L, 52-58	H
3/7/25 †	W, 60-49	N

CENTRAL ARKANSAS

Overall: 4-5

Streak: UCA-W2

in Clarksville: 3-0

at Conway: 1-2

♦ ASUN Regular Season: 3-1

at Neutral Sites: 0-1

11/25/06	L, 61-67	N
11/30/13	W, 81-60	H
12/30/14	L, 54-63	A
1/19/23 ♦	W, 64-53	A
3/1/21 ♦	W, 1-0	H
1/13/24 ♦	L, 56-55	A
2/22/24 ♦	W, 54-42	H
1/25/25 ♦	L, 50-51	H
2/15/25 ♦	L, 67-77	A

AUSTIN PEAY WOMEN'S BASKETBALL

NUMBERS BREAKDOWN

JUMP BALLS CONTROLLED (including OT)

Team	Count
Austin Peay	0
Opponents	1

HOW THE GOVS SCORED FIRST

Method	Count
Free Throw	0
Jumper	0
Tip-in	0
Layup	1
Three-Pointer	0

WHO SCORED FIRST

Player	Count
Veronaye Charlton	1

GAMES AS LEADING SCORERS

Player	25-26/Career
Anovia Sheals	1/10

GAMES AS LEADING REBOUNDER

Player	25-26/Career
Avovia Sheals	0/7
Jade Rucker	1/1

GAMES AS ASSIST LEADER

Player	25-26/Career
Anovia Sheals	0/4
Jim'Miyah Branton	1/1

DOUBLE-DOUBLES

Player	25-26/Career
--------	--------------

DOUBLE-FIGURE SCORING

Player	25-26/Career
Anovia Sheals	1/17
Jade Rucker	1/1
Jim'Miyah Branton	1/1
Ja'Niah Newell	1/1
Kyra Perkins	1/1
McKenzie Neal	1/1

20-POINT GAMES

Player	25-26/Career
Anovia Sheals	1/3
Jim'Miyah Branton	1/1

30-POINT GAMES

Player	25-26/Career
	0

10-REBOUND GAMES

Player	25-26/Career
--------	--------------

5-ASSIST GAMES

Player	25-26/Career
Anovia Sheals	0/1
Jim'Miyah Branton	1/1
Veronaye Charlton	1/1

5+ 3-POINTER GAMES

Player	25-26/Career
--------	--------------

5-STEAL GAMES

Player	25-26/Career
--------	--------------

3-BLOCK GAMES

Player	25-26/Career
Anovia Sheals	0/1

THE GOVS WHEN...

FIELD GOAL SHOOTING

APSU higher FG%	1-0
Opponent higher FG%	0-0
Shoot the same	0-0
Opponent shoots 45 percent or better	0-0
Opponent shoots below 45 percent	1-0
APSU shoots 45 percent or better	1-0
APSU shoots below 45 percent	0-0

FREE THROW SHOOTING

APSU attempts more FT	0-0
Opponent attempts more FT	1-0
Same number of FT attempts	0-0
APSU makes more FT	0-0
Opponent makes more FT	1-0
Same number of made FT	0-0

THREE POINT SHOOTING

APSU attempts more 3PT	1-0
Opponent attempts more 3PT	0-0
Same number of 3PT attempts	0-0
APSU makes more 3PT	1-0
Opponent makes more 3PT	0-0
Same number of 3PT made	0-0

REBOUNDING

Out-rebound their opponent	1-0
Out-rebounded by their opponent	0-0
Rebounding is equal	0-0

TURNOVERS

Commit fewer turnovers than opponent	1-0
Commit more turnovers than opponent	0-0
Commit same number of turnovers	0-0

QUARTER / HALFTIME SCORE

Leads after 1Q	1-0
Trails after 1Q	0-0
Tied after 1Q	0-0
Leads at halftime	1-0
Trails at halftime	0-0
Tied at halftime	0-0
Leads after 3Q	1-0
Trails after 3Q	0-0
Tied after 3Q	0-0

OVERTIME GAMES

In Overtime Games	0-0
-------------------	-----

INSIDE THE POINTS

More points off turnovers	1-0
Fewer points off turnovers	0-0
Equal points off turnovers	0-0
More points in the paint	1-0
Fewer points in the paint	0-0
Equal points in the paint	0-0
More second-chance points	1-0
Fewer second-chance points	0-0
Equal second-chance points	0-0
More fast-break points	1-0
Fewer fast-break points	0-0
Equal fast-break points	0-0
More bench points	1-0
Fewer bench points	0-0
Equal bench points	0-0

WHEN GOVERNORS SCORE

Less than 60 points	0-0
60-69 points	0-0
70-79 points	0-0
80-89 points	0-0
90-99 points	0-0
100+ points	1-0

WHEN OPPONENTS SCORE

Less than 60 points	1-0
60-69 points	0-0
70-79 points	0-0
80-89 points	0-0
90-99 points	0-0
100+ points	0-0

RECORD BY JERSEY COLOR

White	1-0
Red	0-0
Black	0-0

RECORD BY MONTH

November	1-0
December	0-0
January	0-0
February	0-0
March	0-0

RECORD BY DAY OF THE WEEK

Monday	1-0
Tuesday	0-0
Wednesday	0-0
Thursday	0-0
Friday	0-0
Saturday	0-0
Sunday	0-0

SCORING BREAKDOWN

INSIDE THE POINTS

Opponent	POINTS OFF OF					Ties	Lead Changes	W/L	Score
	T/O	2ndCh	Paint	FastB	Bench				
Sewanee (H)	36	34	78	33	63	2	0	W	115-46
Vanderbilt (H)									
Indiana State (H)									
at Chattanooga (A)									
at Southern Illinois (A)									
at Kansas City (A)									
Murray State (H)									
at Evansville (A)									
at Illinois-Chicago (A)									
at Loyola-Chicago (A)									
Berry (H)									
at Jacksonville (A)									
at North Florida (A)									
Florida Gulf coast (H)									
Stetson (H)									
at Bellarmine (A)									
Lipscomb (H)									
at FGCU (A)									
at Stetson (A)									
North Florida (H)									
Jacksonville (H)									
at North Alabama (A)									
at Eastern Kentucky (A)									
Queens (H)									
West Georgia (H)									
at Central Arkansas (A)									
Bellarmino (H)									
Eastern Kentucky (H)									
at Lipscomb (A)									
TOTALS	36	34	78	33	63	2	0		
AVERAGES	36.0	34.0	78.0	33.0	63.0				

STARTING FIVE SYNOPSIS

GAME-BY-GAME LINEUPS

Opponent (H/A/N)						First Substitution
Sewanee (H)	Jade Rucker	Veronaye Charlton	Anovia Sheals	Mya Williams	Ines Gnahore	Branton/Brandsma
Vanderbilt (H)						
Indiana State (H)						
at Chattanooga (A)						
at Southern Illinois (A)						
at Kansas City (A)						
Murray State (H)						
at Evansville (A)						
at Illinois-Chicago (A)						
at Loyola-Chicago (A)						
Berry (H)						
at Jacksonville (A)						
at North Florida (A)						
Florida Gulf coast (H)						
Stetson (H)						
at Bellarmine (A)						
Lipscomb (H)						
at FGCU (A)						
at Stetson (A)						
North Florida (H)						
Jacksonville (H)						
at North Alabama (A)						
at Eastern Kentucky (A)						
Queens (H)						
West Georgia (H)						
at Central Arkansas (A)						
Bellarmino (H)						
Eastern Kentucky (H)						
at Lipscomb (A)						

STARTING STREAKS

Player	Current	Long
Jade Rucker	1	1
Veronaye Charlton	1	1
Mya Williams	1	1
Ines Gnahore	1	1
Anovia Sheals	1	4

AUSTIN PEAY WOMEN'S BASKETBALL

2025-26 RESULTS

Game Records

Record	Overall	Home	Away	Neutral
ALL GAMES	1-0	1-0	0-0	0-0
CONFERENCE	0-0	0-0	0-0	0-0
NON-CONFERENCE	1-0	1-0	0-0	0-0

Team Results

Date	Opponent		Score	Att.	High Points	High Rebounds
11/03/2025	Sewanee	W	115-46	867	(23) SHEALS, Anovia	(9) RUCKER, Jade

Attendance Summary

	Games	Attend	Avg/Game
Home	1	867	867
Away	0	0	0
Neutral	0	0	0
Total	1	867	867

AUSTIN PEAY WOMEN'S BASKETBALL

2025-26 SEASON STATS

Summary

Player	Season Statistics										Career Statistics									
	GP-GS	MIN/G	FG%	3FG%	FT%	R/G	A/G	STL	BLK	PTS/G	GP-GS	MIN/G	FG%	3FG%	FT%	R/G	A/G	STL	BLK	PTS/G
BRANDSMA, Jeanine	1-0	9.7	.667	.000	.000	6.0	0.0	0	0	4.0	48-3	7.5	.403	.000	.118	2.1	0.1	7	9	1.1
BRANTON, Jim'Miyah	1-0	27.0	.750	.500	1.000	3.0	7.0	2	1	20.0	1-0	27.0	.750	.500	1.000	3.0	7.0	2	1	20.0
CHARLTON, Veronaye	1-1	21.7	.500	.000	.000	4.0	6.0	1	0	6.0	48-29	16.9	.403	.302	.792	2.6	2.1	34	2	6.7
FOTSA, Maeva	1-0	7.3	.667	.000	.000	5.0	0.0	0	0	4.0	1-0	7.3	.667	.000	.000	5.0	0.0	0	0	4.0
GNAHORE, Ines	1-1	16.3	.167	.000	.000	4.0	0.0	0	0	2.0	20-1	7.0	.492	.389	.391	1.7	0.2	2	0	3.7
NEAL, Mckenzie	1-0	12.3	.714	.000	1.000	7.0	0.0	0	2	12.0	1-0	12.3	.714	.000	1.000	7.0	0.0	0	2	12.0
NEWELL, JaNiah	1-0	22.1	.500	.500	.333	3.0	3.0	2	0	12.0	56-47	28.3	.317	.182	.703	2.8	2.3	68	5	9.4
PERKINS, Kyra	1-0	14.7	.500	.000	1.000	7.0	2.0	1	0	11.0	1-0	14.7	.500	.000	1.000	7.0	2.0	1	0	11.0
RUCKER, Jade	1-1	26.0	.714	.600	.000	9.0	2.0	3	2	13.0	1-1	26.0	.714	.600	.000	9.0	2.0	3	2	13.0
SHEALS, Anovia	1-1	25.5	.600	.167	.800	5.0	4.0	2	0	23.0	31-6	27.0	.439	.337	.745	5.0	1.6	29	7	11.4
WILLIAMS, Mya	1-1	17.5	.286	.286	1.000	3.0	1.0	0	0	8.0	62-40	23.0	.380	.362	.882	1.8	0.9	47	2	9.5

Scoring

Player	Season Statistics								Career Statistics							
	FG-FGA	FG%	3FG-3FGA	3FG%	FT-FTA	FT%	PTS	PTS/G	FG-FGA	FG%	3FG-3FGA	3FG%	FT-FTA	FT%	PTS	PTS/G
BRANDSMA, Jeanine	2-3	.667	0-0	.000	0-0	.000	4	4.0	25-62	.403	0-1	.000	2-17	.118	52	1.1
BRANTON, Jim'Miyah	9-12	.750	1-2	.500	1-1	1.000	20	20.0	9-12	.750	1-2	.500	1-1	1.000	20	20.0
CHARLTON, Veronaye	3-6	.500	0-1	.000	0-1	.000	6	6.0	112-278	.403	13-43	.302	84-106	.792	321	6.7
FOTSA, Maeva	2-3	.667	0-0	.000	0-0	.000	4	4.0	2-3	.667	0-0	.000	0-0	.000	4	4.0
GNAHORE, Ines	1-6	.167	0-2	.000	0-0	.000	2	2.0	29-59	.492	7-18	.389	9-23	.391	74	3.7
NEAL, Mckenzie	5-7	.714	0-0	.000	2-2	1.000	12	12.0	5-7	.714	0-0	.000	2-2	1.000	12	12.0
NEWELL, JaNiah	5-10	.500	1-2	.500	1-3	.333	12	12.0	186-587	.317	18-99	.182	137-195	.703	527	9.4
PERKINS, Kyra	5-10	.500	0-1	.000	1-1	1.000	11	11.0	5-10	.500	0-1	.000	1-1	1.000	11	11.0
RUCKER, Jade	5-7	.714	3-5	.600	0-0	.000	13	13.0	5-7	.714	3-5	.600	0-0	.000	13	13.0
SHEALS, Anovia	9-15	.600	1-6	.167	4-5	.800	23	23.0	127-289	.439	30-89	.337	70-94	.745	354	11.4
WILLIAMS, Mya	2-7	.286	2-7	.286	2-2	1.000	8	8.0	201-529	.380	112-309	.362	75-85	.882	589	9.5

Totals

Player	Season Statistics										Career Statistics									
	O-REB	D-REB	TOTAL	PF	FO	A	TO	A/TO			O-REB	D-REB	TOTAL	PF	FO	A	TO	A/TO		
BRANDSMA, Jeanine	4	2	6	0	0	0	1	0.0			36	64	100	48	1	7	42	0.2		
BRANTON, Jim'Miyah	1	2	3	1	0	7	1	7.0			1	2	3	1	0	7	1	7.0		
CHARLTON, Veronaye	2	2	4	4	0	6	3	2.0			31	96	127	83	5	100	113	0.9		
FOTSA, Maeva	2	3	5	1	0	0	0	0.0			2	3	5	1	0	0	0	0.0		
GNAHORE, Ines	2	2	4	2	0	0	0	0.0			17	16	33	18	0	4	10	0.4		
NEAL, Mckenzie	4	3	7	2	0	0	0	0.0			4	3	7	2	0	0	0	0.0		
NEWELL, JaNiah	1	2	3	0	0	3	1	3.0			33	122	155	106	0	128	149	0.9		
PERKINS, Kyra	3	4	7	4	0	2	3	0.7			3	4	7	4	0	2	3	0.7		
RUCKER, Jade	1	8	9	2	0	2	2	1.0			1	8	9	2	0	2	2	1.0		
SHEALS, Anovia	3	2	5	2	0	4	3	1.3			44	110	154	77	0	51	76	0.7		
WILLIAMS, Mya	0	3	3	3	0	1	1	1.0			29	85	114	132	4	58	72	0.8		

GAME-BY-GAME STATS

			Total		3-Pointers		Free throws		Rebounds											
Opponent	Date	Score		FG-FGA	PCT	3FG-3FGA	PCT	FT-FTA	PCT	OFF	DEF	TOT	AVG	PF	A	TO	BLK	STL	PTS	AVG
Sewanee	11/03/2025	115-46	W	48-86	.558	8-26	.308	11-15	.733	25	34	59	59.0	21	25	15	5	11	115	115.0
Total		115		48-86	.558	8-26	.308	11-15	.733	25	34	59	59.0	21	25	15	5	11	115	115.0
Opponents		46		13-59	.220	5-23	.217	15-20	.750	14	16	30	30.0	18	5	28	4	10	46	46.0

Austin Peay Averages

Games Played	Points/ game	FG Pct	3FG Pct	FT Pct	Rebounds/ game	Assists/ game	Turnovers/ game	Assist/Turnover ratio	Steals/ game	Blocks/ game
1	115.0	55.8	30.8	73.3	59.0	25.0	15.0	1.7	11.0	5.0

OPPONENT GAME STATS

				Total		3-Pointers		Free throws		Rebounds											
Opponent	Date	Score		FG-FGA	PCT	3FG-3FGA	PCT	FT-FTA	PCT	OFF	DEF	TOT	AVG	PF	A	TO	BLK	STL	PTS	AVG	
Sewanee	11/03/2025	115-46	W	13-59	.220	5-23	.217	15-20	.750	14	16	30	30.0	18	5	28	4	10	46	46.0	
Total		46		13-59	.220	5-23	.217	15-20	.750	14	16	30	30.0	18	5	28	4	10	46	46.0	
Austin Peay		115		48-86	.558	8-26	.308	11-15	.733	25	34	59	59.0	21	25	15	5	11	115	115.0	

Opponents Averages

Games Played	Points/ game	FG Pct	3FG Pct	FT Pct	Rebounds/ game	Assists/ game	Turnovers/ game	Assist/Turnover ratio	Steals/ game	Blocks/ game
1	46.0	22.0	21.7	75.0	30.0	5.0	28.0	0.2	10.0	4.0

AUSTIN PEAY WOMEN'S BASKETBALL

SUPERLATIVES

Austin Peay - Game Highs

POINTS	115	Sewanee (11/03/2025)
FIELD GOALS MADE	48	Sewanee (11/03/2025)
FIELD GOAL ATTEMPTS	86	Sewanee (11/03/2025)
FIELD GOAL PERCENTAGE	.558 (48-86)	Sewanee (11/03/2025)
3 PT FG MADE	8	Sewanee (11/03/2025)
3 PT FG ATTEMPTS	26	Sewanee (11/03/2025)
3 PT FG PERCENTAGE	.308 (8-26)	Sewanee (11/03/2025)
FREE THROWS MADE	11	Sewanee (11/03/2025)
FREE THROW ATTEMPTS	15	Sewanee (11/03/2025)
FREE THROW PERCENTAGE	.733 (11-15)	Sewanee (11/03/2025)
REBOUNDS	59	Sewanee (11/03/2025)
ASSISTS	25	Sewanee (11/03/2025)
STEALS	11	Sewanee (11/03/2025)
BLOCKED SHOTS	5	Sewanee (11/03/2025)
TURNOVERS	15	Sewanee (11/03/2025)
FOULS	21	Sewanee (11/03/2025)

Austin Peay - Game Highs

POINTS	115	Sewanee (11/03/2025)
FIELD GOALS MADE	48	Sewanee (11/03/2025)
FIELD GOAL ATTEMPTS	86	Sewanee (11/03/2025)
FIELD GOAL PERCENTAGE	.558 (48-86)	Sewanee (11/03/2025)
3 PT FG MADE	8	Sewanee (11/03/2025)
3 PT FG ATTEMPTS	26	Sewanee (11/03/2025)
3 PT FG PERCENTAGE	.308 (8-26)	Sewanee (11/03/2025)
FREE THROWS MADE	11	Sewanee (11/03/2025)
FREE THROW ATTEMPTS	15	Sewanee (11/03/2025)
FREE THROW PERCENTAGE	.733 (11-15)	Sewanee (11/03/2025)
REBOUNDS	59	Sewanee (11/03/2025)
ASSISTS	25	Sewanee (11/03/2025)
STEALS	11	Sewanee (11/03/2025)
BLOCKED SHOTS	5	Sewanee (11/03/2025)
TURNOVERS	15	Sewanee (11/03/2025)
FOULS	21	Sewanee (11/03/2025)

Opponent - Game Highs

POINTS	46	Sewanee (11/03/2025)
FIELD GOALS MADE	13	Sewanee (11/03/2025)
FIELD GOAL ATTEMPTS	59	Sewanee (11/03/2025)
FIELD GOAL PERCENTAGE	.220 (13-59)	Sewanee (11/03/2025)
3 PT FG MADE	5	Sewanee (11/03/2025)
3 PT FG ATTEMPTS	23	Sewanee (11/03/2025)
3 PT FG PERCENTAGE	.217 (5-23)	Sewanee (11/03/2025)
FREE THROWS MADE	15	Sewanee (11/03/2025)
FREE THROW ATTEMPTS	20	Sewanee (11/03/2025)
FREE THROW PERCENTAGE	.750 (15-20)	Sewanee (11/03/2025)
REBOUNDS	30	Sewanee (11/03/2025)
ASSISTS	5	Sewanee (11/03/2025)
STEALS	10	Sewanee (11/03/2025)
BLOCKED SHOTS	4	Sewanee (11/03/2025)
TURNOVERS	28	Sewanee (11/03/2025)
FOULS	18	Sewanee (11/03/2025)

Austin Peay - Game Lows

POINTS	115	Sewanee (11/03/2025)
FIELD GOALS MADE	48	Sewanee (11/03/2025)
FIELD GOAL ATTEMPTS	86	Sewanee (11/03/2025)
FIELD GOAL PERCENTAGE	.558 (48-86)	Sewanee (11/03/2025)
3 PT FG MADE	8	Sewanee (11/03/2025)
3 PT FG ATTEMPTS	26	Sewanee (11/03/2025)
3 PT FG PERCENTAGE	.308 (8-26)	Sewanee (11/03/2025)
FREE THROWS MADE	11	Sewanee (11/03/2025)
FREE THROW ATTEMPTS	15	Sewanee (11/03/2025)
FREE THROW PERCENTAGE	.733 (11-15)	Sewanee (11/03/2025)
REBOUNDS	59	Sewanee (11/03/2025)
ASSISTS	25	Sewanee (11/03/2025)
STEALS	11	Sewanee (11/03/2025)
BLOCKED SHOTS	5	Sewanee (11/03/2025)
TURNOVERS	15	Sewanee (11/03/2025)
FOULS	21	Sewanee (11/03/2025)

BRITTANY YOUNG

Position: Head Coach • **Alma Mater:** Francis Marion, 2008

Experience: 5th Season at Austin Peay **Career Record:** 68-59

Brittany Young enters her fifth year as the Austin Peay State University head women's basketball coach after being named the 12th head coach in program history, March 19, 2021.

Young became the first head coach in program history to lead the Governors to back-to-back conference tournament semifinal appearances to begin their APSU career and her 37 wins are the most by a head coach in their first two seasons.

During the 2022-23 season, Young coached one of the nation's best defensive units, as the Governors finished top 25 in Division I in scoring defensive and three-point percentage. The Gobs also have earned eight postseason honors with Young at the helm, including five last season which was highlighted by Shamarre Hale being tabbed Second Team All-ASUN, and to the ASUN Women's Basketball Championship All-Tournament Team.

She led Austin Peay to a 20-13 overall record and 11-7 mark in Ohio Valley Conference play in her first year as a head coach. Young was the fourth coach in program history to lead Austin Peay to a 20-win season and just the second coach to win 20 games in their debut season, joining Andy Blackston (2003-04).

Young earned her first-career win in a 78-49 victory against Pikeville Nov. 12, 2021, in the Winfield Dunn Center. Later in her inaugural season, she led APSU to its first OVC Tournament victory since 2012 following a 67-52 win against Tennessee State, joining Blackston as the second coach in program history to win their tournament debut.

After leading Austin Peay to the semifinals of the OVC Tournament, Young led the Governors to their first postseason victory in program history in a 73-59 win against Furman in the Women's Basketball Invitational, March 19, 2022.

Young took over the Austin Peay women's basketball program after a season as assistant coach and recruiting coordinator at Mississippi State. In her season with the Bulldogs, she helped sign KN'isha Godfrey, a four-star rated recruit by ESPNW and the No. 8 point guard in the country to aid the program's rebuilding process.

When Mississippi State head coach Nikki McCray-Penson moved to Starkville after three seasons at Old Dominion, Young joined her. The pair led a successful three-season turn at Old Dominion where they helped the program reach its first postseason appearance since 2015 amidst back-to-back 20-win campaigns.

In Young's second year in Norfolk, Old Dominion boasted the seventh-youngest roster in the country after signing nine athletes during their first season. Despite the youth movement, the Monarchs posted a 13-win improvement from an 8-23 season to a 21-11 record in 2018-19. The following season, ODU rolled to a 24-6 record and finished second in Conference USA. The Monarchs were a potential at-large team before the Conference USA and NCAA Tournaments were canceled due to the COVID-19 pandemic. Before joining McCray-Penson the past four seasons, Young spent two seasons as assistant coach at Stetson. She helped the Hatters back-to-back 20-win campaigns: a 20-12 mark in 2015-16 and a 26-7 record in 2016-17 that included a 13-1 conference record to win the Atlantic Sun regular-season title. Stetson qualified for national postseason play each season, participating in the 2016 Women's Basketball Invitational and the 2017 Postseason WNIT.

Young's first full-time coaching position was at Daytona State College (2013-15). She was the program's recruiting coordinator, director of player development, director of operations, academic coordinator, and strength and conditioning liaison. Young, a Moncks Corner, South Carolina native, was a CoSIDA Academic All-District and all-conference performer at Francis Marion University. She was a member of the school's all-decade team and earned team "Most Valuable Player" honors twice.

In addition to her success on the court, Young was President of the Student Athletic Advisory Council and was just one of 26 recipients of the NCAA Ethnic Minority and Women's Enhancement Postgraduate Scholarship for Careers in Athletics in 2011. She graduated from Francis Marion in 2008 with a degree in Political Science.



BRITTANY YOUNG YEAR-BY-YEAR

Year	School	Overall Record	Pct.	Conference Record	Season Pct.	Finish	Conference Tourney Finish	Postseason	Notes/Awards
2015-16	Stetson	20-12	.625	9-5	.643	4th	1-1, semis	WBI; 1-1, quarters	First season as DI Assistant Coach
2016-17	Stetson	26-7	.788	13-1	.929	1st	2-1, runner up	WNIT; 0-1, first round	ASUN Regular-Season Championship
2017-18	Old Dominion	8-23	.258	6-10	.375	T-10th	0-1, first round		
2018-19	Old Dominion	21-11	.656	10-6	.625	T-5th	1-1, quarters	WNIT; 0-1, first round	
2019-20	Old Dominion	24-6	.800	14-4	.778	T-2nd			Tournament halted due to COVID-19
2020-21	Mississippi State	10-9	.526	5-7	.417	9th	0-1, second round		
2021-22	Austin Peay	20-13	.625	11-7	.611	4th			1st-year HC/12th HC in APSU History
2022-23	Austin Peay	17-11	.607	12-7	.667	4th			Fastest coach to 35 wins / ASUN 'Ship App.
2023-24	Austin Peay	17-15	.531	8-8	.500	T4th	2-1, Semifinals		
2024-25	Austin Peay	13-18	.419	7-11	.389				
2025-26	Austin Peay	1-0	1.000	0-0	.000				

BRITTANY BY THE NUMBERS

The Basics	25-26	ALL
Overall	1-0	67-59
Home	1-0	35-19
Road	0-0	23-29
Neutral	0-0	8-9
ASUN	0-0	28-25
OVC	0-0	11-7
November	1-0	12-14
December	0-0	13-8
January	0-0	20-12
February	0-0	16-17
March	0-0	7-7
Monday	1-0	4-4
Tuesday	0-0	5-2
Wednesday	0-0	3-5
Thursday	0-0	17-16
Friday	0-0	6-5
Saturday	0-0	30-22
Sunday	0-0	4-3
vs. Mid-Major Top-25	0-0	1-5
vs. WBCA Top-25	0-0	0-2
Conference Tournament	0-0	5-4
Women's Basketball Invitational	0-0	1-2
NCAA Tournament	0-0	0-0
Getting Started	25-26	ALL
Win the opening jump ball	0-0	30-25
Lose the opening jump ball	1-0	38-32
Govs score first	1-0	38-27
Opponent scores first	0-0	28-26
Time of Game	25-26	ALL
Leading after 1st quarter	1-0	50-17
Trailing after 1st quarter	0-0	13-35
Tied after 1st quarter	0-0	5-4
Leading at Halftime	1-0	51-13
Trailing at Halftime	0-0	14-46
Tied at Halftime	0-0	3-0
Leading after 3rd quarter	1-0	56-12
Trailing after the 3rd quarter	0-0	8-40
Tied after the 3rd quarter	0-0	4-2
Wire-to-Wire wins (never trailed)	1-0	22
Wins in final minute of regulation	0-0	4
Losses in final minute of regulation	0-0	1
Wins in final minute of OT	0-0	3
Losses in final minute of OT	0-0	1
Overtime	25-26	ALL
Overtime games	0-0	2-1
Win the OT jump ball	0-0	1-1
Lose the OT jump ball	0-0	1-2

When the Govs Score	25-26	ALL
Less than 60 points	0-0	12-41
60-69 points	0-0	21-12
70-79 points	0-0	31-3
80-89 points	0-0	2-2
90-99 points	0-0	1-0
100+ points	1-0	1-0

When Opponents Score	25-26	ALL
Less than 60 points	1-0	43-16
60-69 points	0-0	21-23
70-79 points	0-0	2-16
80-89 points	0-0	0-1
90-99 points	0-0	0-2
100+ points	0-0	0-1

Field-Goal Shooting	25-26	ALL
Outshoot opponent	1-0	52-15
Outshot by opponent	0-0	5-31
Shoot the same	0-0	1-2
Opponent shoots 45% or better	0-0	7-27
Opponent shoots below 45%	1-0	59-30
APSU shoots 45% or better	0-0	43-15
APSU shoots below 45%	0-0	24-42

Free-Throw Shooting	25-26	ALL
Attempt more FT than opponent	0-0	38-14
Attempt fewer FT than opponent	1-0	24-41
Attempt the same number of FT	0-0	4-3
Make more FT than opponent	0-0	39-15
Make fewer FT than opponent	1-0	24-41
Make the same number of FT	0-0	4-0

Three-Point Shooting	25-26	ALL
Attempt more 3PT than opponent	1-0	30-26
Attempt fewer 3PT than opponent	0-0	36-32
Attempt the same number of 3PT	0-0	2-2
Make more 3PT than opponent	1-0	40-16
Make fewer 3PT than opponent	0-0	20-36
Make the same number of 3PT	0-0	6-4

Rebounding	25-26	ALL
Out-rebound opponent	1-0	38-17
Out-rebounded by opponent	0-0	27-38
Rebounding is equal	0-0	4-2

Turnovers	25-26	ALL
Commit fewer turnovers	1-0	36-23
Commit more turnovers	0-0	28-34
Turnovers are equal	0-0	4-3

Inside the Points	25-26	ALL
More points off turnovers	1-0	44-21
Less points off turnovers	0-0	20-38
Equal points off turnovers	0-0	2-2
More points in the paint	1-0	52-28
Less points in the paint	0-0	12-30
Equal points in the paint	0-0	2-3
More second-chance points	1-0	35-28
Less second-chance points	0-0	30-25
Equal second-chance points	0-0	2-6
More fast-break points	1-0	38-19
Less fast-break points	0-0	28-37
Equal fast-break points	0-0	2-4

1

JADE RUCKER

5-11 | Freshman | Guard
Tupelo, Miss. | Tupelo HS

PLAYER NOTES

- Prepped at Tupelo High School for coach Matt Justice.
- A member of the All-Division Team her junior and senior years as well as a class 7A First Team All-District member both seasons.
- A two-time Mississippi 7A State Champion in the 2023-24 and 2024-25 seasons.
- Played of the MS-All-N AAU team for coach Calvin French where she was a Big Easy Hoop Fest MVP and a National Champion MVP.



CAREER HIGHS

Points
13, vs. Sewanee (11/3/25)
Rebounds
9, vs. Sewanee (11/3/25)
Assists
2, vs. Sewanee (11/3/25)
Steals
3, vs. Sewanee (11/3/25)
Blocks
2, vs. Sewanee (11/3/25)
FG Made
5, vs. Sewanee (11/3/25)
FG Attempts
7, vs. Sewanee (11/3/25)
3FG Made
3, vs. Sewanee (11/3/25)
3FG Attempts
5, vs. Sewanee (11/3/25)
FT Made
N/A
FT Attempts
N/A

SEASON HIGHS

Points
13, vs. Sewanee (11/3/25)
Rebounds
9, vs. Sewanee (11/3/25)
Assists
2, vs. Sewanee (11/3/25)
Steals
3, vs. Sewanee (11/3/25)
Blocks
2, vs. Sewanee (11/3/25)
FG Made
5, vs. Sewanee (11/3/25)
FG Attempts
7, vs. Sewanee (11/3/25)
3FG Made
3, vs. Sewanee (11/3/25)
3FG Attempts
5, vs. Sewanee (11/3/25)
FT Made
N/A
FT Attempts
N/A

Opponent	Date	GS	MIN	Total		3-Pointers		Free throws		Rebounds				PF				PTS		AVG
				FG-FGA	PCT	3FG-3FGA	PCT	FT-FTA	PCT	OFF	DEF	TOT	AVG	A	TO	BLK	STL			
Sewanee	11/03/2025	*	25:58	5-7	.714	3-5	.600	0-0	.000	1	8	9	9.0	2	2	2	2	3	13	13.0
Totals		1	25:58	5-7	.714	3-5	.600	0-0	.000	1	8	9	9.0	2	2	2	2	3	13	13.0

Player Averages

Games Played	Minutes/ game	Points/ game	FG Pct	3FG Pct	FT Pct	Rebounds/ game	Assists/ game	Turnovers/ game	Assist/Turnover ratio	Steals/ game	Blocks/ game
1	26.0	13.0	71.4	60.0	0.0	9.0	2.0	2.0	1.0	3.0	2.0

				Field Goals		3-Point		F-Throws		Rebounds								Scoring		
SEASON	TEAM	GP-GS	MIN/AVG	FG-FGA	FG%	3FG-3FGA	3FG%	FT-FTA	FT%	OFF	DEF	TOT	AVG	PF-FO	A	TO	BLK	STL	PTS	AVG
2025-26	APSU	1-1	26/26.0	5-7	.714	3-5	.600	0-0	.000	1	8	9	9.0	2-0	2	2	2	3	13	13.0
TOTAL		1-1	26/26.0	5-7	.714	3-5	.600	0-0	.000	1	8	9	9.0	2-0	2	2	2	3	13	13.0

2

KYRA PERKINS

5-10 | Junior | Guard
Morrison, Tenn. | Warren County HS | Walters State

PLAYER NOTES

- Made 23 starts in 59 games played for the Senators, averaging 15.2 points and 5.5 rebounds per game
- Scored in double-figures in 22 games her freshman season, with seven 20-point games.
- Had a high of 29 points (11-22 FG) against Volunteer State, Feb. 24, 2024 in her freshman campaign.
- Picked up 12 rebounds against Columbia State, Feb. 10, 2024.
- Shot 42.9 percent from the field her sophomore season and averaged 15.7 points and 6.2 rebounds per game.
- Had 26 games with double-figures, eight with over 20 points.
- Had a career-high 35 points (12-24 FG) against Cumberlands JV, Nov. 25, 2024.

Opponent	Date	GS	MIN	Total		3-Pointers		Free throws		Rebounds				PF	A	TO	BLK	STL	PTS	AVG
				FG-FGA	PCT	3FG-3FGA	PCT	FT-FTA	PCT	OFF	DEF	TOT	AVG							
Sewanee	11/03/2025		14:43	5-10	.500	0-1	.000	1-1	1.000	3	4	7	7.0	4	2	3	0	1	11	11.0
Totals		0	14:43	5-10	.500	0-1	.000	1-1	1.000	3	4	7	7.0	4	2	3	0	1	11	11.0

Player Averages

Games Played	Minutes/game	Points/game	FG Pct	3FG Pct	FT Pct	Rebounds/game	Assists/game	Turnovers/game	Assist/Turnover ratio	Steals/game	Blocks/game
1	14.7	11.0	50.0	0.0	100.0	7.0	2.0	3.0	0.7	1.0	0.0

SEASON	TEAM	GP-GS	MIN/AVG	Field Goals		3-Point		F-Throws		Rebounds				Scoring	
				FG-FGA	FG%	3FG-3FGA	3FG%	FT-FTA	FT%	OFF	DEF	TOT	AVG	PF-FO	A
2025-26	APSU	1-0	15/14.7	5-10	.500	0-1	.000	1-1	1.000	3	4	7	7.0	4-0	2
TOTAL		1-0	15/14.7	5-10	.500	0-1	.000	1-1	1.000	3	4	7	7.0	4-0	2



CAREER HIGHS

Points	11, vs. Sewanee (11/3/25)
Rebounds	2, vs. Sewanee (11/3/25)
Assists	2, vs. Sewanee (11/3/25)
Steals	1, vs. Sewanee (11/3/25)
Blocks	N/A
FG Made	5, vs. Sewanee (11/3/25)
FG Attempts	10, vs. Sewanee (11/3/25)
3FG Made	N/A
3FG Attempts	1, vs. Sewanee (11/3/25)
FT Made	1, vs. Sewanee (11/3/25)
FT Attempts	1, vs. Sewanee (11/3/25)
SEASON HIGHS	
Points	11, vs. Sewanee (11/3/25)
Rebounds	2, vs. Sewanee (11/3/25)
Assists	2, vs. Sewanee (11/3/25)
Steals	1, vs. Sewanee (11/3/25)
Blocks	N/A
FG Made	5, vs. Sewanee (11/3/25)
FG Attempts	10, vs. Sewanee (11/3/25)
3FG Made	N/A
3FG Attempts	1, vs. Sewanee (11/3/25)
FT Made	1, vs. Sewanee (11/3/25)
FT Attempts	1, vs. Sewanee (11/3/25)

3

VERONAYE CHARLTON

5-4 | Junior | Guard

Nassau, Bahamas | Norcross HS | North Alabama

PLAYER NOTES


- A 2023-24 ASUN All-Freshman Team selection
- Made 22 starts in 37 in her two seasons with the Lions, averaging 16.0 minutes per game.
- Averaged 9.1 points and 4.0 rebounds in her freshman campaign, with a career-high 25 points (8-15 FG) against Tennessee Tech, Dec. 21, 2023.
- Saw double-figure scoring in 10 games with two 20-point games.
- Second on the 2023-24 team with 3.0 assists per game.
- Had her first career double-double with 10 assists and 21 points at UTEP, Nov. 26, 2023.
- Had a 79.4 free throw percentage in two seasons.

Opponent	Date	GS	MIN	Total		3-Pointers		Free throws		Rebounds				PF	A	TO	BLK	STL	PTS	AVG
				FG-FGA	PCT	3FG-3FGA	PCT	FT-FTA	PCT	OFF	DEF	TOT	AVG							
Sewanee	11/03/2025	*	21:40	3-6	.500	0-1	.000	0-1	.000	2	2	4	4.0	4	6	3	0	1	6	6.0
Totals		1	21:40	3-6	.500	0-1	.000	0-1	.000	2	2	4	4.0	4	6	3	0	1	6	6.0

Player Averages

Games Played	Minutes/game	Points/game	FG Pct	3FG Pct	FT Pct	Rebounds/game	Assists/game	Turnovers/game	Assist/Turnover ratio	Steals/game	Blocks/game
1	21.7	6.0	50.0	0.0	0.0	4.0	6.0	3.0	2.0	1.0	0.0

		Field Goals				3-Point		F-Throws		Rebounds				Scoring						
SEASON	TEAM	GP-GS	MIN/AVG	FG-FGA	FG%	3FG-3FGA	3FG%	FT-FTA	FT%	OFF	DEF	TOT	AVG	PF-FO	A	TO	BLK	STL	PTS	AVG
2023-24	UNA	29-28	665/22.9	94-239	.393	12-39	.308	76-93	.817	23	84	107	3.7	69-5	86	90	2	32	276	9.5
2024-25	UNA	18-0	125/7.0	15-33	.455	1-3	.333	8-12	.667	6	10	16	0.9	10-0	8	20	0	1	39	2.2
2025-26	APSU	1-1	22/21.7	3-6	.500	0-1	.000	0-1	.000	2	2	4	4.0	4-0	6	3	0	1	6	6.0
TOTAL FOR APSU		1-1	22/21.7	3-6	.500	0-1	.000	0-1	.000	2	2	4	4.0	4-0	6	3	0	1	6	6.0
TOTAL		48-29	812/16.9	112-278	.403	13-43	.302	84-106	.792	31	96	127	2.6	83-5	100	113	2	34	321	6.7



CAREER HIGHS

Points

25, vs. Tennessee Tech (12/21/23)*

Rebounds

9, at FGCU (2/10/24)*

Assists

10, at UTEP (11/26/23)*

Steals

4, vs. Fisk (12/5/23)*

Blocks

1, vs. Jacksonville (2/3/24)*

FG Made

8, vs. Tennessee Tech (12/21/23)*

FG Attempts

15, vs. Tennessee Tech (12/21/23)*

3FG Made

3, vs. North Florida (2/1/24)*

3FG Attempts

5, vs. Austin Peay (1/11/24)*

FT Made

8, vs. Bellarmine (2/17/24)*

FT Attempts

10, at Missouri (11/14/23)*

*Previous four-year university

SEASON HIGHS

Points

6, vs. Sewanee (11/3/25)

Rebounds

4, vs. Sewanee (11/3/25)

Assists

6, vs. Sewanee (11/3/25)

Steals

1, vs. Sewanee (11/3/25)

Blocks

N/A

FG Made

3, vs. Sewanee (11/3/25)

FG Attempts

6, vs. Sewanee (11/3/25)

3FG Made

N/A

3FG Attempts

1, vs. Sewanee (11/3/25)

FT Made

N/A

FT Attempts

1, vs. Sewanee (11/3/25)

4

ANOVIA SHEALS

5-11 | Sophomore | Guard

Daytona Beach, Fla. | Lower Richland HS

PLAYER NOTES

- The ASUN Sixth Player of the Year and a member of the ASUN All-Freshman team.
- Made five starts in 30 appearances, averaging 27.1 minutes per game.
- Scored in double figures 18 times with two 20-point performances, with a career-high 22 points at West Georgia, Feb. 12.
- Had eight-straight double-figure scoring performances, Feb. 8 - March 3.
- Led the team with a 74.2 free-throw percentage and was second on the team with a 34.9 three-point percentage and third with 11.0 points per game.
- The first Governor off the bench in 19 games, totaling 270 of the Governors' 585 bench points.
- Earned ASUN Freshman of the Week honors, Feb. 24, for her 17-point, seven-rebound performance at Lipscomb, Feb. 22.

Opponent	Date	GS	MIN	Total		3-Pointers		Free throws		Rebounds				PF		A		TO		BLK		STL		PTS		AVG
				FG-FGA	PCT	3FG-3FGA	PCT	FT-FTA	PCT	OFF	DEF	TOT	AVG	PF	A	TO	BLK	STL	PTS							
Sewanee	11/03/2025	*	25:29	9-15	.600	1-6	.167	4-5	.800	3	2	5	5.0	2	4	3	0	2	23	23.0						
Totals		1	25:29	9-15	.600	1-6	.167	4-5	.800	3	2	5	5.0	2	4	3	0	2	23	23.0						

Player Averages

Games Played	Minutes/game	Points/game	FG Pct	3FG Pct	FT Pct	Rebounds/game	Assists/game	Turnovers/game	Assist/Turnover ratio	Steals/game	Blocks/game
1	25.5	23.0	60.0	16.7	80.0	5.0	4.0	3.0	1.3	2.0	0.0

			Field Goals		3-Point		F-Throws		Rebounds								Scoring			
SEASON	TEAM	GP-GS	MIN/AVG	FG-FGA	FG%	3FG-3FGA	3FG%	FT-FTA	FT%	OFF	DEF	TOT	AVG	PF-FO	A	TO	BLK	STL	PTS	AVG
2024-25	APSU	30-5	813/27.1	118-274	.431	29-83	.349	66-89	.742	41	108	149	5.0	75-0	47	73	7	27	331	11.0
2025-26	APSU	1-1	25/25.5	9-15	.600	1-6	.167	4-5	.800	3	2	5	5.0	2-0	4	3	0	2	23	23.0
TOTAL		31-6	838/27.0	127-289	.439	30-89	.337	70-94	.745	44	110	154	5.0	77-0	51	76	7	29	354	11.4

**CAREER HIGHS****Points**

23, vs. Sewanee (11/3/25)

Rebounds

9, at North Alabama (1/8/25)

Assists

5, at Miami (OH) (11/17/24)

Steals

3, at California (12/15/24)

Blocks

1, at FGCU (3/8/25)

FG Made

10, at West Georgia (2/12/25)

FG Attempts

16, at West Georgia (2/12/25)

3FG Made

4, vs. Bellarmine (3/1/25)

3FG Attempts

6, vs. Sewanee (11/3/25)

FT Made

7, at Murray St. (12/7/24)

FT Attempts

9, at FAU (12/1/14)

SEASON HIGHS**Points**

23, vs. Sewanee (11/3/25)

Rebounds

5, vs. Sewanee (11/3/25)

Assists

4, vs. Sewanee (11/3/25)

Steals

2, vs. Sewanee (11/3/25)

Blocks

N/A

FG Made

9, vs. Sewanee (11/3/25)

FG Attempts

15, vs. Sewanee (11/3/25)

3FG Made

1, vs. Sewanee (11/3/25)

3FG Attempts

6, vs. Sewanee (11/3/25)

FT Made

4, vs. Sewanee (11/3/25)

FT Attempts

5, vs. Sewanee (11/3/25)

11

JANIAH NEWELL
5-6 | Graduate | Guard
Danville, Ill. | Schlarmann Academy | Kaskaskia College | Chicago State

PLAYER NOTES

- Did not see action in first two seasons with the Governors.



CAREER HIGHS

- Points**
29, at Evansville (11/16/22)*
- Rebounds**
8, vs. Tarleton St. (2/5/22)*
- Assists**
7, 2 times mr vs Olivet (1/17/23)*
- Steals**
5, vs. Tarleton St. (2/5/22)*
- Blocks**
2, vs. Lamar (1/15/22)*
- FG Made**
10, at Evansville (11/16/22)*
- FG Attempts**
20, at Evansville (11/16/22)*
- 3FG Made**
2, 3 times mr at Hartford (1/28/23)*
- 3FG Attempts**
5, at Ga. Southern (12/9/22)*
- FT Made**
8, 2 times mr vs. Hartford (2/26/23)*
- FT Attempts**
14, at Evansville (11/16/22)*
- *Previous four-year university

SEASON HIGHS

- Points**
12, vs. Sewanee (11/3/25)
- Rebounds**
3, vs. Sewanee (11/3/25)
- Assists**
3, vs. Sewanee (11/3/25)
- Steals**
2, vs. Sewanee (11/3/25)
- Blocks**
N/A
- FG Made**
5, vs. Sewanee (11/3/25)
- FG Attempts**
10, vs. Sewanee (11/3/25)
- 3FG Made**
1, vs. Sewanee (11/3/25)
- 3FG Attempts**
2, vs. Sewanee (11/3/25)
- FT Made**
1, vs. Sewanee (11/3/25)
- FT Attempts**
3, vs. Sewanee (11/3/25)

Opponent	Date	GS	MIN	Total		3-Pointers		Free throws		Rebounds				PF	A	TO	BLK	STL	PTS	AVG
				FG-FGA	PCT	3FG-3FGA	PCT	FT-FTA	PCT	OFF	DEF	TOT	AVG							
Sewanee	11/03/2025		22:08	5-10	.500	1-2	.500	1-3	.333	1	2	3	3.0	0	3	1	0	2	12	12.0
Totals		0	22:08	5-10	.500	1-2	.500	1-3	.333	1	2	3	3.0	0	3	1	0	2	12	12.0

Player Averages

Games Played	Minutes/game	Points/game	FG Pct	3FG Pct	FT Pct	Rebounds/game	Assists/game	Turnovers/game	Assist/Turnover ratio	Steals/game	Blocks/game
1	22.1	12.0	50.0	50.0	33.3	3.0	3.0	1.0	3.0	2.0	0.0

SEASON	TEAM	GP-GS	MIN/AVG	Field Goals		3-Point		F-Throws		Rebounds				Scoring							
				FG-FGA	FG%	3FG-3FGA	3FG%	FT-FTA	FT%	OFF	DEF	TOT	AVG	PF-FO	A	TO	BLK	STL	PTS	AVG	
2021-22	CSU	27-19	695/25.8	70-236	.297	4-38	.105	44-72	.611	16	49	65	2.4	50-0	39	65	5	31	188	7.0	
2022-23	CSU	28-28	865/30.9	111-341	.326	13-59	.220	92-120	.767	16	71	87	3.1	56-0	86	83	0	35	327	11.7	
2025-26	APSU	1-0	22/22.1	5-10	.500	1-2	.500	1-3	.333	1	2	3	3.0	0-0	3	1	0	2	12	12.0	
TOTAL FOR APSU		1-0	22/22.1	5-10	.500	1-2	.500	1-3	.333	1	2	3	3.0	0-0	3	1	0	2	12	12.0	
TOTAL		56-47	1582/28.3	186-587	.317	18-99	.182	137-195	.703	33	122	155	2.8	106-0	128	149	5	68	527	9.4	

12

JIM'MIYAH BRANTON

5-7 | Freshman | Guard
Miami, Fla. | Slam Academy

PLAYER NOTES

- Played at SLAM Academy under coach Krystal Cabrera.
- Surpassed 1,000 career points and ended her career with 748 rebounds, 324 assists, and 311 steals.
- A five-time district champion and a three-time regional champion and made it to the state final four three times.
- Named the Prep Girls High School Florida's Miss Basketball in 2025 and the 1-4A Miami Herald Player of the Year for the 2024-25 season.
- Played for the Miami Suns AAU team.



Opponent	Date	GS	MIN	Total		3-Pointers		Free throws		Rebounds				PF	A	TO	BLK	STL	PTS	AVG
				FG-FGA	PCT	3FG-3FGA	PCT	FT-FTA	PCT	OFF	DEF	TOT	AVG							
Sewanee	11/03/2025		26:59	9-12	.750	1-2	.500	1-1	1.000	1	2	3	3.0	1	7	1	1	2	20	20.0
Totals		0	26:59	9-12	.750	1-2	.500	1-1	1.000	1	2	3	3.0	1	7	1	1	2	20	20.0

Player Averages

Games Played	Minutes/game	Points/game	FG Pct	3FG Pct	FT Pct	Rebounds/game	Assists/game	Turnovers/game	Assist/Turnover ratio	Steals/game	Blocks/game
1	27.0	20.0	75.0	50.0	100.0	3.0	7.0	1.0	7.0	2.0	1.0

Field Goals										3-Point		F-Throws		Rebounds				Scoring			
SEASON	TEAM	GP-GS	MIN/AVG	FG-FGA	FG%	3FG-3FGA	3FG%	FT-FTA	FT%	OFF	DEF	TOT	AVG	PF-FO	A	TO	BLK	STL	PTS	AVG	
2025-26	APSU	1-0	27/27.0	9-12	.750	1-2	.500	1-1	1.000	1	2	3	3.0	1-0	7	1	1	2	20	20.0	
TOTAL		1-0	27/27.0	9-12	.750	1-2	.500	1-1	1.000	1	2	3	3.0	1-0	7	1	1	2	20	20.0	

CAREER HIGHS

- Points**
20, vs. Sewanee (11/3/25)
- Rebounds**
3, vs. Sewanee (11/3/25)
- Assists**
7, vs. Sewanee (11/3/25)
- Steals**
2, vs. Sewanee (11/3/25)
- Blocks**
1, vs. Sewanee (11/3/25)
- FG Made**
9, vs. Sewanee (11/3/25)
- FG Attempts**
12, vs. Sewanee (11/3/25)
- 3FG Made**
1, vs. Sewanee (11/3/25)
- 3FG Attempts**
2, vs. Sewanee (11/3/25)
- FT Made**
1, vs. Sewanee (11/3/25)
- FT Attempts**
1, vs. Sewanee (11/3/25)
- SEASON HIGHS**
- Points**
20, vs. Sewanee (11/3/25)
- Rebounds**
3, vs. Sewanee (11/3/25)
- Assists**
7, vs. Sewanee (11/3/25)
- Steals**
2, vs. Sewanee (11/3/25)
- Blocks**
1, vs. Sewanee (11/3/25)
- FG Made**
9, vs. Sewanee (11/3/25)
- FG Attempts**
12, vs. Sewanee (11/3/25)
- 3FG Made**
1, vs. Sewanee (11/3/25)
- 3FG Attempts**
2, vs. Sewanee (11/3/25)
- FT Made**
1, vs. Sewanee (11/3/25)
- FT Attempts**
1, vs. Sewanee (11/3/25)

AUSTIN PEAY WOMEN'S BASKETBALL

THE GOVERNORS

15

MYA WILLIAMS

5-8 | Graduate | Guard
Waxahachie, Texas | Waxahachie HS | Hutchinson CC | Georgia State

PLAYER NOTES

- Made 39 starts in 61 games played for the Panthers, averaging 23.1 minutes per game.
- Averaged 9.5 points per game in two seasons, with 10.3 in her junior campaign.
- Scored 21 points against Clemson, Dec. 16, 2023 and a career-high 24 points against Coastal Carolina, Jan. 22.
- Averaged 2.2 rebounds per game in her senior season, with a high of six at James Madison, Feb. 26.
- Had a 90.7 free throw percentage in her senior season, making 39-of-43 attempts
- Started in 65 of 66 games played for the Blue Dragons, averaging 31.3 minutes per game.
- Averaged 17.7 points and 3.4 rebounds per game, with 18.7 points and 3.6 rebounds in her freshman season.
- Saw double-figure scoring in 61 of her 66 games played, with 27 being over 20 points.
- Started in 65 of 66 games played for the Blue Dragons, averaging 31.3 minutes per game.
- Averaged 17.7 points and 3.4 rebounds per game, with 18.7 points and 3.6 rebounds in her freshman season and saw double-figure scoring in 61 of her 66 games played, with 27 being over 20 points.
- Had 1.7 steals per game in her sophomore season, with a season-high six against Cloud County Community College, Jan. 22, 2022.

Opponent	Date	GS	MIN	Total		3-Pointers		Free throws		Rebounds				PF	A	TO	BLK	STL	PTS	AVG
				FG-FGA	PCT	3FG-3FGA	PCT	FT-FTA	PCT	OFF	DEF	TOT	AVG							
Sewanee	11/03/2025	*	17:30	2-7	.286	2-7	.286	2-2	1.000	0	3	3	3.0	3	1	1	0	0	8	8.0
Totals		1	17:30	2-7	.286	2-7	.286	2-2	1.000	0	3	3	3.0	3	1	1	0	0	8	8.0

Player Averages

Games Played	Minutes/ game	Points/ game	FG Pct	3FG Pct	FT Pct	Rebounds/ game	Assists/ game	Turnovers/ game	Assist/Turnover ratio	Steals/ game	Blocks/ game
1	17.5	8.0	28.6	28.6	100.0	3.0	1.0	1.0	1.0	0.0	0.0

SEASON	TEAM	GP-GS	MIN/AVG	Field Goals		3-Point		F-Throws		Rebounds				Scoring							
				FG-FGA	FG%	3FG-3FGA	3FG%	FT-FTA	FT%	OFF	DEF	TOT	AVG	PF-FO	A	TO	BLK	STL	PTS	AVG	
2023-24	GSU	29-28	695/24.0	104-268	.388	56-153	.366	34-40	.850	16	26	42	1.4	69-3	32	35	0	19	298	10.3	
2024-25	GSU	32-11	714/22.3	95-254	.374	54-149	.362	39-43	.907	13	56	69	2.2	60-1	25	36	2	28	283	8.8	
2025-26	APSU	1-1	18/17.5	2-7	.286	2-7	.286	2-2	1.000	0	3	3	3.0	3-0	1	1	0	0	8	8.0	
TOTAL FOR APSU		1-1	18/17.5	2-7	.286	2-7	.286	2-2	1.000	0	3	3	3.0	3-0	1	1	0	0	8	8.0	
TOTAL		62-40	1427/23.0	201-529	.380	112-309	.362	75-85	.882	29	85	114	1.8	132-4	58	72	2	47	589	9.5	



CAREER HIGHS

- Points**
24, vs. Coastal Carolina (1/22/25)*
- Rebounds**
6, at James Madison (2/26/25)*
- Assists**
3, vs. Coastal Carolina (1/22/25)*
- Steals**
3, vs. Old Dominion (3/7/25)*
- Blocks**
1, vs. Southern Miss (12/29/24)*
- FG Made**
9, vs. Coastal Carolina (1/22/25)*
- FG Attempts**
14, vs. Coastal Carolina (3/8/25)*
- 3FG Made**
6, vs. Coastal Carolina (1/22/25)*
- 3FG Attempts**
9, vs. Coastal Carolina (3/8/25)*
- FT Made**
6, vs. Appalachian St. (2/1/25)*
- FT Attempts**
6, vs. Appalachian St. (2/1/25)*

SEASON HIGHS

- Points**
8, vs. Sewanee (11/3/25)
- Rebounds**
3, vs. Sewanee (11/3/25)
- Assists**
1, vs. Sewanee (11/3/25)
- Steals**
N/A
- Blocks**
N/A
- FG Made**
2, vs. Sewanee (11/3/25)
- FG Attempts**
7, vs. Sewanee (11/3/25)
- 3FG Made**
2, vs. Sewanee (11/3/25)
- 3FG Attempts**
7, vs. Sewanee (11/3/25)
- FT Made**
2, vs. Sewanee (11/3/25)
- FT Attempts**
2, vs. Sewanee (11/3/25)

21

MCKENZIE NEAL

6-1 | Freshman | Forward

Okeechobee, Fla. | Bayonne HS

PLAYER NOTES

- Spent her freshman season at Okeechobee High School where she was a 10-time MaxPreps player of the game in the 2021-22 season.
- A member of the 2022 FACA 5A district 19 championship team with OHS, and named the player and rookie of the year.
- Went to Bayonne High School for her final three years of high school where she was First Team All-County selection all three years.
- A member of the 2022-23 NJ State Championship.
- The 2023-24 Hudson County Player of the Year.
- Played for the New Heights NY AAU team where she was a select 40 16u First Team selection.

Opponent	Date	GS	MIN	Total		3-Pointers		Free throws		Rebounds				PF	A	TO	BLK	STL	PTS	AVG
				FG-FGA	PCT	3FG-3FGA	PCT	FT-FTA	PCT	OFF	DEF	TOT	AVG							
Sewanee	11/03/2025		12:18	5-7	.714	0-0	.000	2-2	1.000	4	3	7	7.0	2	0	0	2	0	12	12.0
Totals		0	12:18	5-7	.714	0-0	.000	2-2	1.000	4	3	7	7.0	2	0	0	2	0	12	12.0

Player Averages

Games Played	Minutes/ game	Points/ game	FG Pct	3FG Pct	FT Pct	Rebounds/ game	Assists/ game	Turnovers/ game	Assist/Turnover ratio	Steals/ game	Blocks/ game
1	12.3	12.0	71.4	0.0	100.0	7.0	0.0	0.0	0.0	0.0	2.0

			Field Goals		3-Point		F-Throws		Rebounds									Scoring		
SEASON	TEAM	GP-GS	MIN/AVG	FG-FGA	FG%	3FG-3FGA	3FG%	FT-FTA	FT%	OFF	DEF	TOT	AVG	PF-FO	A	TO	BLK	STL	PTS	AVG
2025-26	APSU	1-0	12/12.3	5-7	.714	0-0	.000	2-2	1.000	4	3	7	7.0	2-0	0	0	2	0	12	12.0
TOTAL		1-0	12/12.3	5-7	.714	0-0	.000	2-2	1.000	4	3	7	7.0	2-0	0	0	2	0	12	12.0

**CAREER HIGHS****Points**

12, vs. Sewanee (11/3/25)

Rebounds

7, vs. Sewanee (11/3/25)

Assists

N/A

Steals

N/A

Blocks

2, vs. Sewanee (11/3/25)

FG Made

5, vs. Sewanee (11/3/25)

FG Attempts

7, vs. Sewanee (11/3/25)

3FG Made

N/A

3FG Attempts

N/A

FT Made

2, vs. Sewanee (11/3/25)

FT Attempts

2, vs. Sewanee (11/3/25)

SEASON HIGHS**Points**

12, Points

12, vs. Sewanee (11/3/25)

Rebounds

7, vs. Sewanee (11/3/25)

Assists

N/A

Steals

N/A

Blocks

2, vs. Sewanee (11/3/25)

FG Made

5, vs. Sewanee (11/3/25)

FG Attempts

7, vs. Sewanee (11/3/25)

3FG Made

N/A

3FG Attempts

N/A

FT Made

2, vs. Sewanee (11/3/25)

FT Attempts

2, vs. Sewanee (11/3/25)

22

JEANINE BRANDSMA

6-2 | Redshirt Senior | Forward

Eguzon Chantome, France | Lycée Ernest Couteaux| Long Island



PLAYER NOTES

- Appeared in 23 games, averaging 7.2 minutes per game.
- Had a 54.2 field-goal percentage, with a career-high of 8 points at Murray State, Dec. 7.
- Grabbed 7 rebounds in the Governor’s 66-53 win over Mercer, Nov. 24.
- Played in 24 games for Long Island, where she averaged 2.3 rebounds per game and had a single-game high of eight rebounds against Central Connecticut State, Jan. 19, 2023.

Opponent	Date	GS	MIN	Total		3-Pointers		Free throws		Rebounds				PF	A	TO	BLK	STL	PTS	AVG
				FG-FGA	PCT	3FG-3FGA	PCT	FT-FTA	PCT	OFF	DEF	TOT	AVG							
Sewanee	11/03/2025		09:39	2-3	.667	0-0	.000	0-0	.000	4	2	6	6.0	0	0	1	0	0	4	4.0
Totals		0	09:39	2-3	.667	0-0	.000	0-0	.000	4	2	6	6.0	0	0	1	0	0	4	4.0

Player Averages

Games Played	Minutes/ game	Points/ game	FG Pct	3FG Pct	FT Pct	Rebounds/ game	Assists/ game	Turnovers/ game	Assist/Turnover ratio	Steals/ game	Blocks/ game
1	9.7	4.0	66.7	0.0	0.0	6.0	0.0	1.0	0.0	0.0	0.0

		Field Goals				3-Point		F-Throws		Rebounds										Scoring	
SEASON	TEAM	GP-GS	MIN/AVG	FG-FGA	FG%	3FG-3FGA	3FG%	FT-FTA	FT%	OFF	DEF	TOT	AVG	PF-FO	A	TO	BLK	STL	PTS	AVG	
2022-23	LIU	24-3	184/7.7	10-35	.286	0-1	.000	2-10	.200	16	38	54	2.3	22-0	3	25	8	4	22	0.9	
2024-25	APSU	23-0	165/7.2	13-24	.542	0-0	.000	0-7	.000	16	24	40	1.7	26-1	4	16	1	3	26	1.1	
2025-26	APSU	1-0	10/9.7	2-3	.667	0-0	.000	0-0	.000	4	2	6	6.0	0-0	0	1	0	0	4	4.0	
TOTAL FOR APSU		24-0	174/7.3	15-27	.556	0-0	.000	0-7	.000	20	26	46	1.9	26-1	4	17	1	3	30	1.3	
TOTAL		48-3	359/7.5	25-62	.403	0-1	.000	2-17	.118	36	64	100	2.1	48-1	7	42	9	7	52	1.1	

CAREER HIGHS

- Points
- 8, at Murray St. (12/7/24)
- Rebounds
- 7, vs. Mercer (11/24/24)
- Assists
- 2, at Murray St. (12/7/24)
- Steals
- 1, vs. West Ga. (2/27/25)
- Blocks
- 1, vs. Queens (2/20/25)
- FG Made
- 4, at Murray St. (12/7/24)
- FG Attempts
- 6, at Murray St. (12/7/24)
- 3FG Made
- N/A
- 3FG Attempts
- N/A
- FT Made
- N/A
- FT Attempts
- 3, vs. West Ga. (3/7/25)
- SEASON HIGHS
- Points
- 4, vs. Sewanee (11/3/25)
- Rebounds
- 6, vs. Sewanee (11/3/25)
- Assists
- N/A
- Steals
- N/A
- Blocks
- N/A
- FG Made
- 2, vs. Sewanee (11/3/25)
- FG Attempts
- 3, vs. Sewanee (11/3/25)
- 3FG Made
- N/A
- 3FG Attempts
- N/A
- FT Made
- N/A
- FT Attempts
- N/A

23 MAEVA FOTSA

6-2 | Senior | Forward
Québec, Canada | Cégep de Thetford | South Georgia Tech
George Washington

PLAYER NOTES

- Did not see action in her one season at George Washington.
- Played in 59 games at South Georgia Tech, making 16 starts.
- Averaged 14.1 minutes per game and averaged 7.9 points and 6.9 rebounds in two seasons.
- Had 12.2 points and 10.4 rebounds per game in the 2023-24 season.
- Scored in double figures 19 times during her sophomore year, with four 20-or-more point games.
- Had a career-high 26 points at Shelton State, Dec. 15, 2023.
- Had over 10 rebounds in 17 games with a career-high 19 rebounds against Hillsborough, Nov. 17, 2024.



CAREER HIGHS

Points
4, vs. Sewanee (11/3/25)
Rebounds
5, vs. Sewanee (11/3/25)
Assists
N/A
Steals
N/A
Blocks
N/A
FG Made
2, vs. Sewanee (11/3/25)
FG Attempts
3, vs. Sewanee (11/3/25)
3FG Made
N/A
3FG Attempts
N/A
FT Made
N/A
FT Attempts
N/A

SEASON HIGHS

Points
4, vs. Sewanee (11/3/25)
Rebounds
5, vs. Sewanee (11/3/25)
Assists
N/A
Steals
N/A
Blocks
N/A
FG Made
2, vs. Sewanee (11/3/25)
FG Attempts
3, vs. Sewanee (11/3/25)
3FG Made
N/A
3FG Attempts
N/A
FT Made
N/A
FT Attempts
N/A

Opponent	Date	GS	MIN	Total		3-Pointers		Free throws		Rebounds				PF	A	TO	BLK	STL	PTS	AVG
				FG-FGA	PCT	3FG-3FGA	PCT	FT-FTA	PCT	OFF	DEF	TOT	AVG							
Sewanee	11/03/2025		07:16	2-3	.667	0-0	.000	0-0	.000	2	3	5	5.0	1	0	0	0	0	4	4.0
Totals		0	07:16	2-3	.667	0-0	.000	0-0	.000	2	3	5	5.0	1	0	0	0	0	4	4.0

Player Averages

Games Played	Minutes/ game	Points/ game	FG Pct	3FG Pct	FT Pct	Rebounds/ game	Assists/ game	Turnovers/ game	Assist/Turnover ratio	Steals/ game	Blocks/ game
1	7.3	4.0	66.7	0.0	0.0	5.0	0.0	0.0	0.0	0.0	0.0

SEASON	TEAM	GP-GS	MIN/AVG	Field Goals		3-Point		F-Throws		Rebounds				Scoring						
				FG-FGA	FG%	3FG-3FGA	3FG%	FT-FTA	FT%	OFF	DEF	TOT	AVG	PF-FO	A	TO	BLK	STL	PTS	AVG
2025-26	APSU	1-0	7/7.3	2-3	.667	0-0	.000	0-0	.000	2	3	5	5.0	1-0	0	0	0	0	4	4.0
TOTAL		1-0	7/7.3	2-3	.667	0-0	.000	0-0	.000	2	3	5	5.0	1-0	0	0	0	0	4	4.0

24 INES GNAHORE

5-9 | Senior | Guard
Orleans, France | Alexis de Tocqueville | Eastern Wyoming
Salt Lake CC | UC Irvine

PLAYER NOTES

- Played in 17 games at UC Irvine, averaging 6.1 minutes per game.
- Averaged 3.6 points and 1.5 rebounds per game, shooting 49.0 percent from the field and 35.7 from the three point line.
- Had a season-high 15 points at CSUN, Feb. 20, and grabbed six rebounds twice at Cal Poly, Jan. 2, and at CSUN, Feb. 20.
- Made eight starts in 26 games at Salt Lake CC, playing 16.9 minutes per game.
- Had 11.5 points and 4.2 rebounds per game.
- Had a season-high 24 points at Central Wyoming College, Jan. 4, 2024 and a season-high 11 rebounds at Utah State Eastern, Feb. 7, 2024.
- Had two double-doubles and ended the season with a 55.7 field-goal percentage and a 46.7 three point percentage.
- Made 23 starts in 25 games played at Eastern Wyoming, playing 13.5 minutes per game.
- Averaged 16.5 points and 7.5 rebounds per game.
- Had a career-high 31 points twice at Northeastern Junior College, Jan. 7, 2023, and at Western Wyoming Community College, March 4, 2023.
- Career-high of 18 rebounds came at Western Nebraska Community College, Nov. 22, 2022.
- Shot 47.6 percent from the field and had 2.5 steals per game, with six against McCook Community College, Nov. 5, 2022.

Opponent	Date	GS	MIN	Total		3-Pointers		Free throws		Rebounds				PF	A	TO	BLK	STL	PTS	AVG
				FG-FGA	PCT	3FG-3FGA	PCT	FT-FTA	PCT	OFF	DEF	TOT	AVG							
Sewanee	11/03/2025	*	16:20	1-6	.167	0-2	.000	0-0	.000	2	2	4	4.0	2	0	0	0	0	2	2.0
Totals		1	16:20	1-6	.167	0-2	.000	0-0	.000	2	2	4	4.0	2	0	0	0	0	2	2.0

Player Averages

Games Played	Minutes/ game	Points/ game	FG Pct	3FG Pct	FT Pct	Rebounds/ game	Assists/ game	Turnovers/ game	Assist/Turnover ratio	Steals/ game	Blocks/ game
1	16.3	2.0	16.7	0.0	0.0	4.0	0.0	0.0	0.0	0.0	0.0

SEASON	TEAM	GP-GS	MIN/AVG	Field Goals		3-Point		F-Throws		Rebounds				Scoring						
				FG-FGA	FG%	3FG-3FGA	3FG%	FT-FTA	FT%	OFF	DEF	TOT	AVG	PF-FO	A	TO	BLK	STL	PTS	AVG
2024-25	Irvine	19-0	123/6.5	28-53	.528	7-16	.438	9-23	.391	15	14	29	1.5	16-0	4	10	0	2	72	3.8
2025-26	APSU	1-1	16/16.3	1-6	.167	0-2	.000	0-0	.000	2	2	4	4.0	2-0	0	0	0	0	2	2.0
TOTAL FOR APSU		1-1	16/16.3	1-6	.167	0-2	.000	0-0	.000	2	2	4	4.0	2-0	0	0	0	0	2	2.0
TOTAL		20-1	139/7.0	29-59	.492	7-18	.389	9-23	.391	17	16	33	1.7	18-0	4	10	0	2	74	3.7



CAREER HIGHS

Points	15, at CSUN (2/20/25)*
Rebounds	6, at CSUN (2/20/25)*
Assists	2, vs. Cal St. Fullerton (2/27/25)*
Steals	1, vs. Long Beach St. (1/30/25)*
Blocks	N/A
FG Made	6, at CSUN (2/20/25)*
FG Attempts	9, at CSUN (2/20/25)*
3FG Made	1, vs. UC Davis (3/14/25)*
3FG Attempts	3, at Long Beach St. (1/30/25)*
FT Made	3, at UC Riverside (1/4/25)*
FT Attempts	4, at UC Riverside (1/4/25)*
*Previous four-year university	

SEASON HIGHS

Points	2, vs. Sewanee (11/3/25)
Rebounds	4, vs. Sewanee (11/3/25)
Assists	N/A
Steals	N/A
Blocks	N/A
FG Made	1, vs. Sewanee (11/3/25)
FG Attempts	6, vs. Sewanee (11/3/25)
3FG Made	N/A
3FG Attempts	2, vs. Sewanee (11/3/25)
FT Made	N/A
FT Attempts	N/A

34 LAMERIA THOMAS

6-0 | Junior | Forward
Montgomery, Ala. | Prattville Christian Academy | Shelton State CC



PLAYER NOTES

- Played in 67 games for the Bucs, making 44 starts.
- Averaged 6.6 points and 7.5 rebounds in her two seasons, averaging 7.8 points and 9.6 rebounds per game in her sophomore season.
- Had a career-high 21 points against Wallace State Community College-Hanceville, Feb. 13, 2025.
- Had a 46.6 field-goal percentage at the end of her time at Shelton State.
- Grabbed a career-high 21 rebounds against East Mississippi Community College, Nov. 13, 2024.

CAREER HIGHS

Points	N/A
Rebounds	N/A
Assists	N/A
Steals	N/A
Blocks	N/A
FG Made	N/A
FG Attempts	N/A
3FG Made	N/A
3FG Attempts	N/A
FT Made	N/A
FT Attempts	N/A
*Previous four-year university	

SEASON HIGHS

Points	N/A
Rebounds	N/A
Assists	N/A
Steals	N/A
Blocks	N/A
FG Made	N/A
FG Attempts	N/A
3FG Made	N/A
3FG Attempts	N/A
FT Made	N/A
FT Attempts	N/A

LAST TIME IT HAPPENED (TEAM)

POINTS & QUARTER SCORING

Single-Game Scoring record: 116, vs. Fort Campbell, Nov. 12, 1979
Scored 80+ points in a game: vs. Sewanee (115), Nov. 3, 2025
Scored 90+ points in a game: vs. Sewanee (115), Nov. 3, 2025
Scored 95+ points in a game: vs. Sewanee (115), Nov. 3, 2025
Scored 100+ points in a game: vs. Sewanee (115), Nov. 3, 2025
Scored 110+ points in a game: vs. Sewanee (115), Nov. 3, 2025
Scored 30+ points in a quarter: vs. Sewanee (1st: 31, 2nd: 30, 4th: 34), Nov. 3, 2025
Scored 50+ points in a half: vs. Sewanee (61, 1st half), Nov. 3, 2025
Scored 60+ points in a half: vs. Sewanee (61, 1st half), Nov. 3, 2025

FIELD GOALS & THREE POINTERS

Most field goals made in a game record: 48 (program record), vs. Sewanee, Nov. 3, 2025
Most three pointers made in a game record: 18, vs. Kentucky Wesleyan, Nov. 5, 2019
Made 30+ field goals in a game: vs. Sewanee (48), Nov. 3, 2025
Made 35+ field goals in a game: vs. Sewanee (48), Nov. 3, 2025
Shot 55+ percent in a game: vs. Sewanee (48-of-86 .558), Nov. 3, 2025
Shot 60+ percent in a game: at Queens (20-of-33, .606), Jan. 2, 2023
Shot 50+ percent in back-to-back games: at High Point (.500), Dec. 21, 2024 and vs. UT Southern (.553), Dec. 18, 2024.
Made 10+ three-point field goals: at Murray State (10), Dec. 7, 2024
Made 15+ three-point field goals: vs. Evansville (16), Nov. 21, 2019
Made 10+ three-pointers in back-to-back games: at SIUE (10), Jan. 7 and at Eastern Illinois (11), Jan. 9, 2021.
Shot 50+ percent from three-point range in back-to-back games (min. 6 made per game): at Tennessee State (8-of-11, .727), Jan. 22, and Vs. Belmont (8-of-15, .533), Jan. 27, 2022
Shot 60 percent from three-point range (min. 6 made): vs. Stephen F. Austin (6-of-10, .600), Dec. 21, 2023
Consecutive Games w/ a 3-pointer: 9
Last game without a 3-point field goal: At FGCU, Feb. 1, 2025

FREE THROWS & PERCENTAGES

Single-Game Made Free Throw Record: 36, vs. Evansville Nov. 28, 1995
Made 20+ free throws: vs. Jacksonville (21), Feb. 10, 2024
Made 25+ free throws: vs. Kansas City (26), Nov. 24, 2023
Made 30+ free throws: at Queens (31), Feb. 3, 2024
Attempted 30+ free throws: vs. Kansas City (39), Nov. 24, 2023
Attempted 40+ free throws: at Queens (41), Feb. 3, 2024
Shot 90 percent from free-throw line (min. 10 made): vs. North Alabama (13-of-14, .905), Feb. 24, 2024
Shot 100 percent from free-throw line: Vs. Jacksonville (8-for-8), Jan. 18, 2025.

REBOUNDS

Grabbed 40+ rebounds: vs. Sewanee (59), Nov. 3, 2025
Grabbed 50+ rebounds: vs. Sewanee (59), Nov. 3, 2025
Grabbed 55+ rebounds: vs. Sewanee (59), Nov. 3, 2025

ASSISTS

Dished out 20+ assists: vs. Sewanee (25), Nov. 3, 2025
Dished out 25+ assists: vs. Sewanee (59), Nov. 3, 2025

STEALS

Recorded 12+ steals: vs North Alabama (12), Jan. 8, 2025
Recorded 15+ steals: at Murray State (17), Dec. 19, 2020
Recorded 18+ steals: Vs. Evansville (18), Nov. 21, 2019
Recorded 20+ steals: Vs. Bethel (26, program record), Dec. 25, 1995

BLOCKS

Blocked 5 shots: vs. Sewanee (5), Nov. 3, 2025
Blocked 10 shots: vs. Lipscomb (10), Feb. 17, 2024
Blocked 12 shots: Vs. Cumberland (12), Nov. 24, 2003

ABOUT 100-POINT GAMES...

Games since last 100-point outing: 0
Number of 100-point games: 20
The last time APSU scored 100+ points (Overall): vs. Sewanee (115), Nov. 2, 2025
The last time APSU scored 100+ points (Conference game): vs. Eastern Kentucky (W, 100-65) Jan. 3, 2018
Number of times APSU has scored 100+ points all-time (record): 20 (19-1)
Number of 100-point games during Young Era (record): 1 (1-0)
Number of times opponent has scored 100+ points all-time (APSU record): 20 (2-18)

ABOUT OVERTIME CONTESTS...

APSU all-time record in overtime: 27-22
APSU all-time record in overtime during Young Era: 3-2
Won an overtime game: at Eastern Ky. (59-57 OT), Jan. 16, 2025
Lost an overtime game: at Mercer (75-78), Dec. 2, 2023
Played two overtimes: at Mercer (L, 75-78), Dec. 2, 2023

LAST TIME IT HAPPENED (INDIVIDUAL)

POINTS

Scored 25+ points: Sa'Mya Wyatt (26), vs. Indiana State, Nov. 17, 2024
Scored 30+ points: Arielle Gonzalez-Varner (32), vs. Mississippi Valley, Nov. 19, 2018
Scored 35+ points: Tiasha Gray (38) at Belmont, Jan. 16, 2016
Scored 40+ points: Tomika Secrest (43) vs. Bethel College, Dec. 12, 1992 [school record]
Two players with 20+ points: Anovia Sheals (23) and Jim'Miyah Branton (20) vs. Sewanee, Nov. 3, 2025
Three players with 20+ points: Brooke Armistead (22), Ashley Haynes (27) and Paige Smith (20) vs. Eastern Kentucky, Feb. 27, 2003
Five Players with 10+ points: Nariyah Simmons (10), Anala Nelson (10), Anovia Sheals (13), Sa'Mya Wyatt (13), La'Nya Foster (16), UT Southern, Dec. 28, 2024
Six Players with 10+ points: Kyra Perkins (11), McKenzie Neal (12), JaNiah Newell (12), Jade Rucker (13), Jim'Miyah Branton (20), Anovia Sheals (23)
Everyone who plays, scores: vs. Sewanee, Nov. 3, 2025

REBOUNDS

Grabbed 10+ rebounds: La'Nya Foster (11), vs UT Southern, Dec. 28, 2024
Grabbed 15+ rebounds: Arielle Gonzalez-Varner (17) vs. Illinois State, Dec. 29, 2019
Grabbed 20+ rebounds: Arielle Gonzalez-Varner (23) vs. Mississippi Valley, Nov. 19, 2018 [school record]
Two players with 10+ rebounds: Shamarre Hale (11) and La'Nya Foster (10) Lipscomb, Jan. 20, 2024
Three players with 10+ rebounds: Tiasha Gray (12), Tearra Banks (10) and Jennifer Nwokocha (10) vs. Tennessee State, Jan. 17, 2015
Scored 20+ points, grabbed 20+ rebounds: Arielle Gonzalez-Varner (32p/23r), vs. Mississippi Valley, Nov. 19, 2018
Scored 30+ points, grabbed 20+ rebounds: Arielle Gonzalez-Varner (32p/23r), vs. Mississippi Valley, Nov. 19, 2018 (only known 30p, 20r game in school history)

ASSISTS

Dished out 8+ assists: Anala Nelson (9) vs. Lipscomb, Feb. 17, 2024
Dished out 10+ assists: La'Nya Foster (10) vs. Eastern Ky., Jan. 16, 2025
Dished out 12+ assists: Tiasha Gray (13) at Morehead State, Jan. 20, 2016

BLOCKS

Blocked 3+ shots: La'Nya Foster (4) at FGCU, March 8, 2025
Blocked 5+ shots: Kristen Stainback (5) vs. SIU Edwardsville, Feb. 19, 2015
Blocked 6+ shots: Gerlonda Hardin (6) at Morehead State, Feb. 3, 2003
Blocked 7+ shots (program record): Gerlonda Hardin (7) Vs. Eastern Illinois, Jan. 22, 2004

STEALS

Grabbed 5+ steals: Alyssa Hargrove (5), at Central Arkansas, Jan. 13, 2024
Grabbed 6+ steals: Mahogany Vaught (6), Vs. Cumberland, Nov. 7, 2022
Grabbed 7+ steals: La'Nya Foster (7) at High Point, Dec. 21, 2024

INDIVIDUAL SCORING STREAKS

Scoring 10+ points in 10+ consecutive games: Sa'Mya Wyatt, Nov. 15, 2024 - Jan. 8, 2025 (12 games)
Scoring 10+ points in 15+ consecutive games: Shamarre Hale, Dec. 30, 2023 - Mar. 2, 2024 (17 games)
Scoring 10+ points in 20+ consecutive games: Tearra Banks, Nov. 27, 2016 - Feb. 18, 2017 (21 games)
Scoring 10+ points in 25+ consecutive games: Tiasha Gray, Feb. 4, 2015 - March 3, 2016 (38 games)
Scoring 10+ points in 30+ consecutive games: Tiasha Gray, Feb. 4, 2015 - March 3, 2016 (38 games)
Scoring 10+ points in 35+ consecutive games: Tiasha Gray, Feb. 4, 2015 - March 3, 2016 (38 games)
Scoring 10+ points in 40+ consecutive games: Brooke Armistead, Feb. 3, 2001-Dec. 15, 2002 (school-record 48 games)
Scoring 20+ points in three consecutive games: Tearra Banks, Jan. 21-Feb. 15, 2017 (7 games)
Scoring 20+ points in four consecutive games: Tearra Banks, Jan. 21-Feb. 15, 2017 (7 games)
Scoring 20+ points in five consecutive games: Tearra Banks, Jan. 21-Feb. 15, 2017 (7 games)
Scoring 20+ points in six consecutive games: Tearra Banks, Jan. 21-Feb. 15, 2017 (7 games)
Scoring 20+ points in seven consecutive games: Tearra Banks, Jan. 21-Feb. 15, 2017
Scoring 30+ points in consecutive games: Tiasha Gray at Murray State (36), Feb. 21, 2015 and at Southeast Missouri (36), Feb. 28, 2015

DOUBLE-DOUBLE INFO

Recorded a Double-Double (points and rebounds): Sa'Mya Wyatt (23pts/10reb) vs Eastern Ky, Jan. 16, 2025
Recorded a Double-Double (points and assists): Bri Williams (10 pts/10 asts) vs. Evansville, Dec. 2, 2017
Two players with Double-Doubles in same game: Shamarre Hale (16pts/11reb) and La'Nya Foster (11pts/10reb) vs. Lipscomb, Jan. 20, 2024
Double-Doubles in consecutive games: Shamarre Hale vs. Eastern Kentucky (15 pts/12 rebs), Jan. 6, 2024 & vs. North Alabama (10 pts/12 rebs), Jan. 11, 2024
Double-Doubles in three consecutive games: Shamarre Hale, Jan. 4-11, 2024 (3 games)
Double-Doubles in four consecutive games: April Thomas, Feb. 7-21, 2009 (4 games)
Double-Doubles in five consecutive games: Ashley Haynes, Jan. 28-Feb. 18, 2006 (8 games)
Double-Doubles in six consecutive games: Ashley Haynes, Jan. 28-Feb. 18, 2006 (8 games)
Double-Doubles in seven consecutive games: Ashley Haynes, Jan. 28-Feb. 18, 2006 (8 games)
Double-Doubles in eight consecutive games: Ashley Haynes, Jan. 28-Feb. 18, 2006 (8 games)
Double-Doubles in nine consecutive games: Ashley Haynes, Nov. 25-Dec. 30, 2005 (9 games)

TRIPLE-DOUBLE INFO

Recorded a Triple-Double (any combination): Tiasha Gray (12 pts/10 rebs/12 asts) vs. Saint Louis, Dec. 19, 2014 [second known triple-double in program history]

RECORDS

INDIVIDUAL

Most points

43, Tomika Secrest vs. Bethel, 12/12/92

Field Goals Made

19, Tomika Secrest vs. Bethel, 12/12/92

Field Goals Attempted

29, Tiasha Gray vs. Southeast Missouri, 1/4/14

Field Goal Percentage (min. 8 FGM)

1.000 (9-9), D'Shara Booker vs. Murray State, 1/25/21

3-Point Field Goals Made

8, Tiasha Gray at Murray State, 2/21/15

3-Point Field Goals Attempted

16, Stephanie Rogers vs. Southeast Missouri, 1/4/92

3-Point Field Goal Percentage (min. 6 3GM)

.857 (6-7), Kara Bergeron vs. Tennessee State, 1/27/05

Free Throws Made

16, Brooke Armistead vs. Middle Tennessee, 11/27/01

Free Throws Attempted

17, Brooke Armistead vs. Middle Tennessee, 11/27/01

Free Throw Percentage (min. 6 FTM)

1.000 (12-12), Shelby Olszewski vs. Eastern Kentucky, 1/16/12

Most Rebounds

23, Arielle Gonzalez-Varner vs. Mississippi Valley State, 11/19/18

Most Assists

13, Tiasha Gray at Morehead State, 1/20/16

Most Steals

8, Tiasha Gray vs. Oral Roberts, 11/29/14

Most Blocked Shots

7, Gerlonda Hardin vs. Eastern Illinois, 1/22/04

Most Minutes Played

50, Whitney Hanley at Morehead State, 2/29/12

TEAM

Most Points

116, vs. Fort Campbell, 11/12/79

Field Goals Made

48, vs. Sewanee, 11/3/25

Field Goals Attempted

89, vs. Cleveland St., 12/31/92

Three-Point Field Goals Made

18, Kentucky Wesleyan, 11/05/19

Three-Point Field Goals Attempted

40, at Tennessee State, 1/4/21

Free Throws Made

36, vs. Evansville, 11/28/95

Free Throws Attempted

50, vs. Evansville, 11/28/95

Rebounds

66, vs. Evansville, 11/28/95

Assists

29, at Morris Brown, 12/20/02

Steals

26, vs. Bethel, 12/25/95

Blocked Shots

12, vs. Cumberland, 11/25/03

Turnovers

39, vs. Middle Tennessee, 12/15/07

NOTE

Only the most recent occurrence of each record is listed here. The complete listing for each record is available in Austin Peay women's basketball record book, available online.

CAREER – 1,000 CAREER POINTS

Rank	Pts	Player	Season
1.	2508	Brooke Armistead	1999-03
2.	1885	Tiasha Gray	2012-16
3.	1863	Gerlonda Hardin	2000-04
4.	1805	Shandra Maxwell	1986-90
5.	1550	Whitney Hanley	2008-12
6.	1497	Ashley Haynes	2002-06
7.	1442	Amanda Behrenbrinker	1994-98
8.	1422	Tearra Banks	2013-17
9.	1326	Tracie Mason	1987-91
10.	1324	Paige Smith	1999-03
11.	1307	Elaine Swafford	1977-81
12.	1211	Georgie Vaughan	1991-95
13.	1206	Golena Rucker	1977-81
14.	1182	Ashley Herring	2007-10
15.	1118	Carrie Thompson	1991-96
16.	1069	Jasmine Rayner	2008-12
17.	1019	Meghan Bussabarger	2009-13
18.	1016	Kristen Stainback	2011-15
19.	1003	Sonja Cox	1992-96

REBOUNDING

Rank	Reb	Player	Season
1.	1198	Golena Rucker	1977-81
2.	1080	Ashley Haynes	2002-06
3.	982	Gerlonda Hardin	2000-04
4.	950	Shandra Maxwell	1986-90
5.	894	Amanda Behrenbrinker	1994-98
6.	836	Joanne Arnold	1978-82
7.	765	Colleen Polzin	1993-97
8.	730	Jasmine Rayner	2008-12
9.	718	Elaine Swafford	1977-81
10.	671	Nicole Jamen	2006-10

FIELD GOALS MADE

Rank	FGM	Player	Season
1.	873	Brooke Armistead	1999-03
2.	767	Shandra Maxwell	1986-90
3.	749	Gerlonda Hardin	2000-04
4.	684	Tiasha Gray	2012-16
5.	625	Ashley Haynes	2002-06
6.	588	Tearra Banks	2013-17
7.	554	Whitney Hanley	2008-12
8.	525	Amanda Behrenbrinker	1994-98
9.	523	Elaine Swafford	1977-81
10.	513	Golena Rucker	1977-81

THREE-POINTERS MADE

Rank	3GM	Player	Season
1.	258	Kera Bergeron	2002-05
2.	243	Paige Smith	1999-03
3.	193	Whitney Hanley	2008-12
4.	172	Tiasha Gray	2012-16
5.	165	Kelly Chavez	1997-02
6.	163	Kristen Stainback	2011-15
7.	161	Brooke Armistead	1999-03
8.	155	Georgie Vaughan	1991-95
9.	153	Maggie Knowles	2018-
10.	135	Falon Baker	2014-18

FREE THROWS MADE

Rank	FTM	Player	Season
1.	601	Brooke Armistead	1999-03
2.	365	Gerlonda Hardin	2000-04
3.	361	Tracie Mason	1987-91
4.	355	Amanda Behrenbrinker	1994-98
5.	345	Tiasha Gray	2012-16
6.	313	Jasmine Rayner	2008-12
7.	299	Brianne Alexander	2014-18
8.	284	Ashley Herring	2007-10
9.	271	Shandra Maxwell	1986-90
10.	261	Elaine Swafford	1977-81

ASSISTS

Rank	AST	Player	Season
1.	537	Kelly Chavez	1997-02
2.	514	Tiasha Gray	2012-16
3.	507	Jeanne Hinchee	1978-82
3.	435	Paige Smith	1999-03
5.	387	Ashley Haynes	2002-06
6.	335	Ashlee McGee	2004-08
	335	Cassandra Peek	2001-05
8.	323	Carrie Thompson	1991-96
9.	322	Tracie Mason	1987-91
10.	320	Nicole Olszewski	2010-14

BLOCKS

Rank	BLK	Player	Season
1.	223	Gerlonda Hardin	2000-04
2.	127	Beth Rates	2013-17
3.	124	Amanda Behrenbrinker	1994-98
4.	119	Ashley Haynes	2002-06
5.	102	Joanne Arnold	1978-82
6.	93	Sonja Cox	1992-96
7.	69	Tracie Mason	1987-91
8.	65	Angelica Suffren	1995-99
9.	63	Dalila Thomas	2009-11
10.	59	Tearra Banks	2013-17

STEALS

Rank	STL	Player	Season
1.	314	Tiasha Gray	2012-16
3.	243	Tracie Mason	1987-91
2.	242	Kelly Chavez	1997-02
4.	224	Amanda Behrenbrinker	1994-98
5.	215	Carrie Thompson	1991-96
6.	211	Angelica Suffren	1995-99
7.	207	Ashley Haynes	2002-06
8.	177	Paige Smith	1999-03
9.	174	Whitney Hanley	2008-12
10.	157	Sonia White	1992-96

GAMES PLAYED

Rank	GP	Player	Season
1.	128	Whitney Hanley	2008-12
	128	Jasmine Rayner	2008-12
3.	124	Gerlonda Hardin	2000-04
4.	123	Nicole Jamen	2006-10
5.	122	Paige Smith	1999-03
6.	120	Nicole Olszewski	2010-14
	120	Brooke Armistead	1999-03
	120	Kelly Chavez	1997-02
9.	119	Cassandra Peek	2001-05
10.	118	Beth Rates	2013-17
	118	Meghan Bussabarger	2009-13
	118	Darcie Warner	2007-11

GAMES STARTED

Rank	GS	Player	Season
1.	119	Paige Smith	1999-03
2.	118	Brooke Armistead	1999-03
3.	117	Kelly Chavez	1997-02
4.	116	Ashley Haynes	2002-06
5.	110	Whitney Hanley	2008-12
	110	Gerlonda Hardin	2000-04
7.	104	Beth Rates	2013-17
8.	103	Sonia White	1992-96
9.	101	Nicole Olszewski	2010-14
10.	94	Keisha Gregory	2015-19
	94	Ashley Herring	2007-10


TV/RADIO CHART




1 • Jade Rucker
5-11, Fr., G
Tupelo, Miss.
Tupelo HS



2 • Kyra Perkins
5-10, Jr., G
Morrison, Tenn.
Walters State CC




3 • Veronaye Charlton
5-4, Jr., G
Nassau, Bahamas
North Alabama



4 • Anovia Sheals
5-11, So., G
Daytona Beach, Fla.
Mainland HS



11 • JaNiah Newell
5-6, Gr., G
Danville, Ill.
Chicago State



12 • Jim'Miyah Branton
5-7, Fr., G
Miami, Fla.
Slam Academy




15 • Mya Williams
5-8, Gr., G
Waxahachie, Texas
Georgia State



21 • McKenzie Neal
6-1, Fr., F
Okeechobee, Fla.
Bayonne HS



22 • Jeanine Brandsma
6-2, RSo., F
Eguzon Chantome, France
Long Island



23 • Maeva Fotsa
6-2, Sr., F
Quebec, Canada
George Washington



24 • Ines Gnahore
5-9, Sr., G
Orleans, France
UC Irvine




34 • Lameria Thomas
6-0, Jr., F
Montgomery, Ala.
Shelton State CC



Brittany Young
Head Coach
Fifth season



Peggy Knight
Assistant Coach
Third season



Victoria Morris
Assistant Coach
Third season