



2025 AUBURN FOOTBALL

AUBURN ATHLETICS COMMUNICATIONS: 392 SOUTH DONAHUE DRIVE || AUBURN, AL 36830 || AUBURNTIGERS.COM | @AUBURNTIGERS

GAME 10



NR/NR **AUBURN** (4-5, 1-5 SEC) at 15/16 **VANDERBILT** (7-2, 3-2 SEC)

November 8, 2025 • 3 pm CT • TV: SEC Network • Radio: Auburn Sports Network
Nashville, Tennessee • FirstBank Stadium (35,000)

MEDIA INFORMATION

TV: SEC Network

Talent: Taylor Zarzour (pxp), Matt Stinchcomb (analyst), Tori Petry (sideline)

Radio: Auburn Sports Network

Talent: Andy Burcham (pxp), Jason Campbell (analyst), Bret Eddins (sideline)

Stations: Wings 94.3 FM | Sirius XM 374 |

Auburn Tigers App

Live Stats: AuburnTigers.com

X: @AuburnFootball | #WarEagle

AUBURN	4-5, 1-5 SEC
Ranking	NR — AP, NR — Coaches
Last Game	Nov. 1, 2025 Loss vs. Kentucky, 3-10
Interim Head Coach	D.J. Durkin (Bowling Green, '01)
Career Record	11-15 (4th season)
AU Record	0-0 (1st season)
vs. Vandy	1-0

VANDERBILT	7-2, 3-2 SEC
Ranking	15 — AP, 16 — Coaches
Last Game	Nov. 1, 2025 Loss at Texas, 31-34
Head Coach	Clark Lea (Vanderbilt, '04)
Career Record	23-35 (5th season)
VU Record	23-35 (5th season)
vs. Auburn	1-1

AUBURN COACHING STAFF

On the Field

D.J. Durkin, Interim Head Coach/Defensive Coordinator

Ben Aigamaua, Tight Ends

Marcus Davis, Wide Receivers

Vontrell King-Williams, Defensive Tackles

Chad Lunsford, Special Teams

Wesley McGriff, Cornerbacks

TJ Rushing, Safeties

Jake Thornton, Offensive Line

In the Booth

Derrick Nix, Offensive Coordinator/Running Backs

Kent Austin, Quarterbacks

Roc Bellantoni, Outside Linebackers

AUBURN COMMUNICATIONS

Taylor Bryan, Assoc. AD/Primary Contact tb@auburn.edu
254-709-4411/cell

Kendra Willard, Director kal0014@auburn.edu

George Nunnally, Assoc. Director gnunnally@auburn.edu













Wes Todd, Assoc. Director wlt0006@auburn.edu

Austin Perryman, Photographer atperryman@auburn.edu

Office Phone (334) 844-9800

- The all-time series against Vanderbilt is tied 22-22-1 with Auburn holding an 8-12 record against the Commodores in Nashville.
- Saturday marks the second time in the 46-year series history that the Tigers will take on a ranked Vanderbilt team.
- Auburn is the only team in the SEC playing its fifth true road game and fourth league road game of the season this weekend.
- Vanderbilt will represent Auburn's fifth top-16 opponent of the season, joining Florida as the only other SEC team to take on five top-20 opponents this year.
- The Tigers are 121-190-6 all-time against ranked opponents, including 33-82-2 in true road games.
- Auburn's four games against ranked opponents this season have been decided by 29 total points (7.25 ppg).
- The team is looking for its first ranked road win since defeating Texas A&M, 28-20, on Sept. 21, 2019.
- Auburn enters game 10 ranked in the top 30 in FBS in rush defense (9th, 83.6), scoring defense (18th, 17.7) and total defense (22nd, 309.8).
- The Tigers are one of three FBS teams, including the only one from the SEC, that hasn't allowed more than 24 points in any game this season.
- The last time Auburn held the opponent to 24 points or fewer in the first nine games was during the 2004 national championship season.
- The defense leads the SEC in scoring defense in league play (19.5), having allowed just 12 touchdowns in six league games.
- Auburn has held its opponent under its scoring average in all nine games this season, including 9.5+ points under its average in eight of nine games. Vanderbilt enters the week averaging 37.6 points per game.
- The Tigers have held the last four SEC opponents under 100 yards for the first time since 1988 and have done so in seven of nine games this season, including five of six league games.
- The team has allowed 752 rushing yards through nine games, good for the fewest through nine games since 1988 (613), and 551 rushing yards through six league games, the fewest since 2001 (512).
- The defense has forced 13 turnovers this season - 9 INT, 4 FF - including eight in the last three games.
- Xavier Atkins is tied for the league lead with 69 tackles this season and ranks second with 57 tackles in league play. He has or tied for the team lead in tackles in all six SEC games.
- With 14.0 TFL this season, Atkins' next TFL would tie him for the most in a season since Nick Fairley set the single-season record with 24.0 TFL in 2010.
- Eric Singleton Jr. has a catch in every game of his collegiate career (33 straight). The streak is tied for the seventh longest active streak in FBS and third-longest among players in the SEC.

2025 SCHEDULE

	Aug. 29 AUBURN at BAYLOR	W, 38-24
Jackson Arnold became the first Auburn QB since Cam Newton to run and pass for 100+ yards in his debut.		
	Sept. 6 AUBURN vs. BALL STATE	W, 42-3
Auburn held Ball State to 68 total yards, the fewest yards allowed since holding Ole Miss to nine yards in 1985.		
	Sept. 13 AUBURN vs. SOUTH ALABAMA	W, 31-15
The Tigers improved to 3-0 by scoring 30+ points in the first three games for the first time since 2009.		
	Sept. 20 AUBURN at No. 11 OKLAHOMA	L, 17-24
Auburn took a 17-16 lead with 7:08 to play but ultimately came up one score short in its SEC opener.		
	Sept. 27 AUBURN at No. 9 TEXAS A&M	L, 10-16
Auburn held Texas A&M to 25 fewer points than they had scored all season but came up short on the road.		
	Oct. 11 AUBURN vs. No. 10 GEORGIA	L, 10-20
Auburn set a consecutive sellout record (18) and Cam Newton's No. 2 jersey was retired.		
	Oct. 18 AUBURN vs. No. 16 MISSOURI	L, 17-23 (2OT)
Auburn held its opponent to 24 or fewer points for the seventh straight game to start the season.		
	Oct. 25 AUBURN at ARKANSAS	W, 33-24
Auburn scored on every possession of the 2nd half to overcome an 11-point deficit and secure its first SEC win of the year.		
	Nov. 1 AUBURN vs. KENTUCKY	L, 3-10
Defense matches fewest points allowed in a home SEC game since 2018.		
	Nov. 8 AUBURN at No. 15 VANDERBILT	SECN 3 PM
Nashville, Tenn. // FirstBank Stadium (35,000) // Series tied 22-22-1		
	Nov. 22 AUBURN vs. MERCER	SECN+ 1 PM
Auburn, Ala. // Jordan-Hare Stadium (88,043) // Auburn leads 13-0		
	Nov. 29 AUBURN vs. ALABAMA	TBA FLEX
Auburn, Ala. // Jordan-Hare Stadium (88,043) // Alabama leads 51-37-1		

AUBURN BY THE NUMBERS

Category	2025	Durkin Era
Record	4-5	0-0
SEC	1-5	0-0
Non-Conf	3-0	0-0
Home	2-3	0-0
Away	2-2	0-0
Neutral	0-0	0-0
Day	2-2	0-0
Night	2-3	0-0
TV Games/ABC	0-2	0-0
CBS	0-0	0-0
ESPN	0-1	0-0
ESPN2	0-0	0-0
ESPNU	1-0	0-0
ESPN+	0-0	0-0
SEC Network	2-2	0-0
FOX	1-0	0-0

Scoring first	3-2	0-0
Opp scoring first	1-3	0-0
Leading at half	3-1	0-0
Trailing at half	1-2	0-0
Tied at half	0-2	0-0
Leading after 3Q	3-1	0-0
Trailing after 3Q	1-4	0-0
Tied after 3Q	0-0	0-0
Overtime Games	0-1	0-0

Scoring <20 pts	0-5	0-0
Scoring 20+ pts	4-0	0-0
Scoring 30+ pts	4-0	0-0
Scoring 40+ pts	1-0	0-0
Allowing <20 pts	2-2	0-0
Allowing 20+ pts	2-3	0-0
Allowing 30+ pts	0-0	0-0

Rushing for <100 yds	0-2	0-0
Rushing for 100+ yds	4-3	0-0
Rushing for 200+ yds	3-0	0-0
Rushing for 300+ yds	1-0	0-0
Passing for 200+ yds	1-2	0-0
Passing for 300+ yds	0-0	0-0

Totalling <300 yds	0-4	0-0
Totalling 300+ yds	4-1	0-0
Totalling 400+ yds	2-0	0-0
Totalling 500+ yds	0-0	0-0
Allowing <100 yds	1-0	0-0
Allowing <300 yds	1-2	0-0
Allowing 300+ yds	3-3	0-0

Having 100-yd rusher	4-1	0-0
Having 2 100-yd rushers	0-0	0-0
Having 100-yd receiver	0-1	0-0
Having 2 100-yd receivers	0-0	0-0
Opp 100-yd rusher	0-1	0-0
Opp 100-yd receiver	1-2	0-0

No turnovers	2-2	0-0
<3 turnovers	4-5	0-0
3+ turnovers	0-0	0-0
No takeaways	1-1	0-0
<3 takeaways	3-4	0-0
3+ takeaways	1-0	0-0
Win turnover battle	2-3	0-0
Lose turnover battle	0-1	0-0
Turnovers even	2-1	0-0
30:00+ possession	2-1	0-0
<30:00 possession	2-4	0-0

SERIES HISTORY

- The all-time series with the Commodores is tied, 22-22-1, and Auburn holds an 8-12 record against Vanderbilt in Nashville.
- The Tigers won the previous meeting at Vanderbilt Stadium, 31-15, on Nov. 4, 2023.
- It marks the first time the two teams have played in three straight seasons since matching up in four consecutive years from 2000-2003.

UP NEXT

- Auburn is on its second bye week next week before hosting Mercer for Senior Day on Saturday, Nov. 15 for a 1 p.m. CT kickoff.
- The Tigers lead the all-time series against Mercer 13-0, including an 8-0 record in Auburn.
- Only two of the previous 13 meetings have been played since 1922.

AUBURN'S ALL-TIME RECORD

- Auburn has a 808-483-47 record in 133 seasons of football, the 14th most wins among FBS programs.
- The Tigers are 416-111-8 in Auburn, 208-209-20 in true road games and 184-163-19 in all other games outside of Auburn.

AUBURN IN SEC PLAY

- Auburn holds a 341-284-18 (.544) record in SEC play since 1933.
- The Tigers are 150-75-5 (.663) in Jordan-Hare Stadium, 128-144-8 (.471) in true road games and 63-65-5 (.492) at neutral sites against SEC opponents.

SCHEDULE NOTES

- Auburn's contest vs. Missouri on Oct. 18 marked the team's fourth straight game against a top-20 opponent to start SEC play (No. 11 Oklahoma, No. 9 Texas A&M, No. 10 Georgia, No. 16 Missouri).
- Auburn is one of three SEC teams that opened SEC play with four straight games vs. ranked teams this season (Alabama, Vanderbilt).
- It marked the fourth time in the AP poll era (since 1936) the Tigers have played four straight regular season games against ranked teams, including the first time since 1987.
 - Last five games of 1968 (3-2)
 - Last four games of 1983 (4-0)
 - Last four games of 1987 (3-1)
- This weekend's matchup at No. 15/16 Vanderbilt marks the team's fifth game against a team ranked in the top 16 of the AP poll at the time of the game. Auburn and Florida are the only two teams in the league that will have played five games against top-20 teams.

STARTED SEC PLAY WITH A GAUNTLET

- Through Auburn's first four SEC games, the team's league opponents were a combined 25-3 overall, including 12-3 in SEC play.
- The overall and SEC opponent winning percentages were both the highest in the league.
 1. Auburn: 25-3 (.893), 12-3 (.800)
 2. Arkansas: 18-3 (.857), 9-3 (.750)
 3. Alabama: 23-5 (.821), 10-5 (.667)

 14. Texas: 11-9 (.550), 4-7 (.364)
 15. Oklahoma: 11-10 (.524), 3-9 (.250)
 16. Texas A&M: 12-16 (.429), 2-12 (.143)

TOE-TO-TOE WITH RANKED FOES

- Auburn is 121-190-6 all-time against ranked opponents, including 33-82-2 in true road games.
- The Tigers are 94-153-5 against ranked SEC opponents, including 30-74-2 on the road.
- Saturday marks the second time in the 46-game history of the series the Tigers will take on a ranked Vanderbilt team - 2008 at No. 13 Vanderbilt.

SCORING STREAK

- Auburn has scored in a school-record 163 consecutive games dating back to the first game of the 2013 season, breaking the previous record of 149 games from 1980-92.
- The Tigers are averaging 29.27 ppg (4,771 total points) during that stretch.

ROAD WARRIORS

- This weekend's matchup at Vanderbilt marks Auburn's fifth true road game, including its fourth true SEC road game.
- The Tigers are the only SEC team playing its fifth true road game and fourth SEC road game of the season this weekend.
- The team is 2-2 on the road with wins at Baylor and Arkansas and has scored 35.5 ppg in road wins compared to 13.5 ppg in road losses.

MAGIC NUMBER

- Auburn is 4-0 this season and 14-4 in the last three seasons when scoring 20+ points in a game.
- Conversely, the Tigers are 0-5 this season and 1-15 in the last three seasons when scoring fewer than 20 points.
- On the other side of the ball, Auburn is 2-2 this season and 12-3 the last three years when allowing fewer than 20 points and 2-3 this season and 3-16 overall when allowing more than 20 points.

GETTING IT DONE ON DEFENSE

- Auburn ranks 18th in FBS in scoring defense (17.7) and is one of three FBS teams, including the only one from the SEC, that hasn't allowed more than 24 points in game (Auburn, Indiana, Ohio State).
- It marks the first time since 2004 the team has held the opponent to 24 or fewer points in the first nine games.
- The unit leads the SEC in scoring defense in league play (19.5 ppg) and is on pace to hold opponents under 18.0 points per game in a season for the second time in the past 17 years (17.1 ppg in 2016).
- The Tigers have allowed 159 total points through nine games, marking the fewest points allowed through nine games since 2019 (157).

DOING WORK UNDER DURKIN

- The Auburn defense is allowing only 17.7 PPG through nine games, marking the lowest for a D.J. Durkin defense since his 2015 Michigan unit allowed 16.4 PPG for the season and finished 6th nationally.

Year	School	YPG	Rank	PPG	Rank
2013	Florida	314.3	8th	21.1	15th
2014	Florida	329.8	15th	21.1	20th
2015	Michigan	280.7	4th	16.4	6th
2020	Ole Miss	519.0	126th	38.3	117th
2021	Ole Miss	420.4	97th	42.7	51st
2022	Texas A&M	365.2	52nd	21.2	25th
2023	Texas A&M	316.2	19th	22.1	36th
2024	Auburn	330.8	31st	21.3	27th
2025	Auburn	309.8	22nd	17.7	18th

OPPONENT SCORING AVG VS. AUBURN

Opp.	Avg.	vs. AU	+/-
Baylor	33.8	24	-9.8
Ball State	16.4	3	-13.4
South Alabama	24.9	15	-9.9
Oklahoma	28.9	24	-4.9
Texas A&M	37.8	16	-21.8
Georgia	32.5	20	-12.5
Missouri	35.4	23	-12.4
Arkansas	35.4	24	-11.4
Kentucky	22.4	10	-12.4

DOMINANT RUN DEFENSE

• Auburn ranks 9th in FBS and 3rd in the SEC in rush defense (83.6) and has held the last four opponents (Georgia, Missouri, Arkansas, Kentucky) to 78.0 ypg while averaging 2.4 yards per rush.

Opp.	Avg.	vs. AU	+/-
Baylor	141.3	64	-77.3
Ball State	143.0	-3	-146.0
South Alabama	192.0	140	-52.0
Oklahoma	137.0	32	-105.0
Texas A&M	200.1	207	+6.9
Georgia	184.0	79	-105.0
Missouri	235.5	91	-144.5
Arkansas	208.8	63	-145.8
Kentucky	144.9	79	-65.6

• It marks the first time holding four straight SEC opponents under 100 yards since 1988, when no SEC opponent reached 100 yards in eight SEC games.
 • The Tigers rank 2nd in the SEC in rushing defense in league games (91.8) with four of their six conference games coming against the top four rushing teams in the league in SEC play.

MORE ON THE RUN D

• The team also ranks 5th in FBS at 2.49 YPC, which on pace to be the team's best mark in a single season since 1988 (2.08 YPC).
 • The 752 rushing yards allowed are the fewest through the first eight games of a season since 1988 (613).
 • The 551 rushing yards allowed through five SEC games are the fewest since 2001 (512).
 • The defense has held the opponent under 100 yards rushing in seven of nine games this season and in 13 of 21 games under Durkin. This includes eight of 14 SEC games under Durkin and five of six league games this season, the most in the conference.

SUSTAINED SCORING DRIVES

• Twenty of Auburn's 37 offensive possessions that have resulted in points this season have been drives of seven or more plays and 60 or more yards.

- at Baylor: 12 plays, 96 yards (5:33), 7 plays, 65 yards (3:45), 9 plays, 71 yards (4:12), 12 plays, 75 yards (7:16)
- vs. Ball State: 9 plays, 67 yards (3:14), 9 plays, 72 yards (3:36)
- vs. South Alabama: 12 plays, 92 yards (5:51), 14 plays, 75 yards (4:44), 16 plays, 62 yards (8:34)
- at Oklahoma: 10 plays, 87 yards (4:31), 8 plays, 60 yards (3:17), 14 plays, 75 yards (7:48)
- vs. Georgia: 14 plays, 75 yards (7:21), 12 plays, 70 yards (5:32)
- vs. Missouri: 12 plays, 75 yards (5:06), 12 plays, 86 yards (4:58), 8 plays, 73 yards (3:52)
- at Arkansas: 9 plays, 67 yards (4:42), 15 plays, 76 yards (7:46), 8 plays, 73 yards (3:49)

RUNNING IT IN

• Auburn ran for 15 rushing TDs in the first seven games this season, surpassing the team's rushing TD total from 2024 (13).
 • The team rushed for a touchdown in the first seven games, including multiple touchdowns in four of those seven games.
 • After only three players accounted for rushing TDs last season, Omar Mabson II became the sixth Auburn player to run for a TD this season with his 3rd quarter TD vs. Missouri: Jackson Arnold (7), Jeremiah Cobb (4), Damari Alston (1), Omar Mabson II (1), Durell Robinson (1), Malcolm Simmons (1).

SINGLETON'S CATCH STREAK

• Eric Singleton Jr. has a catch in every game of his collegiate career, extending his streak to 33 games with two catches for 12 yards vs. Kentucky.
 • His 33 straight games with a reception are tied for the 7th longest active streak in FBS.
 • Singleton's nine receptions at Oklahoma on Sept. 20 were a career high and the most by an Auburn player since Anthony Schwartz recorded 10 receptions vs. Arkansas on Oct. 10, 2020.
 • He has multiple catches in 32 of 33 career games played, including 22 career games with four or more and five of nine games at Auburn.
 • He leads Auburn and ranks T-10th in the SEC with 40 receptions and is 16th in the SEC with 221 YAC.
 • Singleton has recorded 144 receptions and 766 YAC in his career.

- 2023 (Georgia Tech): 48 rec, 234 YAC
- 2024 (Georgia Tech): 56 rec, 311 YAC
- 2025 (Auburn): 40 rec, 221 YAC

SUPER CAM

• Cam Coleman hauled in six receptions for 108 yards vs. Missouri on Oct. 18, marking his first 100-yard game of the season and third of his career, and followed it up with a 23-yard TD reception in the first quarter at Arkansas, marking his third TD of the season and 11th of his career.
 • Over his last 12 games dating back to last season, Coleman has caught 59 passes for 780 yards and nine touchdowns.
 • Coleman's TD reception in the 2nd quarter at Oklahoma was the 10th of his career in his 15th game at Auburn, making him the fastest Auburn player since 2000 (Ronney Daniels, 12 games) and third fastest in program history (Terry Beasley, 13 games) to reach the receiving TD milestone.
 • Coleman ranks 30th in program history with 1,072 receiving yards in 20 games played.

1. Terry Beasley (1969-71): 141 rec, 2,507 yards
26. Clifton Robinson (1997-00): 91 rec, 1,167 yards
27. Tim Christian (1966-68): 78 rec, 1,126 yards
28. Ja'Varrius Johnson (2020-23): 64 rec, 1,114 yards
29. Terrell Zachery (2007-10): 71 rec, 1,106 yards
30. Cam Coleman (2024-25): 69 rec, 1,072 yards

 • He became the seventh player in program history to reach the milestone prior to the end of his sophomore season and tied for the second fastest player since 1995 to reach the mark (18 games).
 • Coleman is one of 17 players in program history with 70+ receptions, 1,000+ yards and 10+ TDs.

QUICK FACTS**GENERAL INFORMATION**

Location	Auburn, Ala.
Founded	1856
Joined SEC	1932 (original member)
Enrollment	34,143
Nickname	Tigers
Colors	Burnt Orange and Navy Blue
Facility	Jordan-Hare Stadium (88,043)
Jordan-Hare Stadium Record	352-102-7
Playing Surface	Natural Grass
President	Dr. Christopher Roberts
Director of Athletics	John Cohen
Faculty Representative	Dr. Duane Brandon

FOOTBALL HISTORY

First Year of Football	1892
All-Time Record (Years)	808-483-47 (133)
All-Time SEC Record (Years)	341-284-18 (90)
Conference Championships (Last)	15 (2013)
All-Time Bowl Record	24-21-2
National Championships	9 (1910, 1913, 1914, 1957, 1958, 1983, 1993, 2004, 2010)
Heisman Trophy winners	3
First Team All-Americans	81
National Coach of the Year winners	6
First Team All-SEC Selections	269

FOOTBALL SUPPORT STAFF

General Manager	Will Redmond
Chief of Staff	John Miller
Executive Assistant for Football	Ragan Reynolds
Assistant GM of Player Development	Jorrell Bostrom
Assistant GM of Player Personnel	Ryan Smith
Assistant GM of Recruiting	Kenyatta Watson
Assistant AD/Director of Football Creative	Alex Keller
Head Football Athletic Trainer	Robbie Stewart
Team Physician	Dr. Michael Goodlett
FCA Team Chaplain	Mike Blanc
Senior Director of Recruiting and Development	Ethan Johnson
Director of Football Sports Science	Caleb Jones
Director of College Scouting	Rex Hogan
Director of Equipment Operations	Tyler Fondren
Director of External Operations	Mikel Riggs
Director of Football Nutrition	Danielle Gillen
Director of Football Technology/Digital Innovation	Matt Hard
Director of Football Video	Will Reid
Director of Graphic Design and Branding	Olivia Ramirez
Director of Internal Operations	Tucker LaGrone
Director of Scouting	Tim Baggett
Director of High School/NFL Relations	Brendt Bedsole
Director of Player Engagement	Evan Tyler
Director of Football Creative Video	Tyler Cole

TIGERS IN THE NFL

Name	Pos.	Team
Eugene Asante #	LB	Cleveland Browns
Tank Bigsby	RB	Philadelphia Eagles
KJ Britt	LB	Miami Dolphins
Derrick Brown	DT	Carolina Panthers
Sal Cannella #	TE	Cleveland Browns
Daniel Carlson	K	Las Vegas Raiders
Byron Cowart*^	DT	New York Jets
Carlton Davis III	CB	New England Patriots
Jamel Dean	CB	Tampa Bay Buccaneers
Rivaldo Fairweather #	TE	Dallas Cowboys
Derick Hall	LB	Seattle Seahawks
Josh Harris^	LS	Los Angeles Chargers
Jarquez Hunter	RB	Los Angeles Rams
Noah Igbinoghene	CB	Washington Commanders
Shedrick Jackson #	WR	Las Vegas Raiders
Jayson Jones*#	DT	Tampa Bay Buccaneers
Jonathan Jones	CB	Washington Commanders
Austin Keys	LB	Minnesota Vikings
KeAndre Lambert-Smith	WR	Los Angeles Chargers
Carl Lawson #	DE	Baltimore Ravens
Eku Leota #	LB	New Orleans Saints
Dorian Mause	LB	Tennessee Titans
Roger McCreary	CB	Los Angeles Rams
Jalen McLeod^	LB	Jacksonville Jaguars
Bo Nix*	QB	Denver Broncos
Owen Pappoe	LB	Arizona Cardinals
JJ Pegues*	DL	Las Vegas Raiders
Nehemiah Pritchett	CB	Seattle Seahawks
Jamien Sherwood	LB	New York Jets
Jaylin Simpson #	S	Green Bay Packers
Darius Slayton	WR	New York Giants
Braden Smith	OL	Indianapolis Colts
Jarrett Stidham	QB	Denver Broncos
Daniel Thomas^	S	Detroit Lions
Malik Willis*	QB	Green Bay Packers
Colby Wooden	DT	Green Bay Packers
Killian Zierer #	OT	Jacksonville Jaguars

^ Injured Reserve

* Completed eligibility at another institution

Practice Squad

List as of Oct. 27, 2025

\\ At the opening of training camps, Auburn had 52 former lettermen on NFL rosters, representing 27 different NFL teams.

\\ Auburn has had 31 players taken in the first round of the NFL draft (most recently Derrick Brown and Noah Igbinoghene in 2020) and four No. 1 overall draft picks: Cam Newton (Carolina, '11), Aundray Bruce (Atlanta, '88), Bo Jackson (Tampa, '86) and Tucker Frederickson (NY Giants, '65).

\\ At least one former Tiger has been selected to 19 of the last 25 Pro Bowls, and Auburn has had at least one former player in 16 of the last 19 Super Bowls, including Jack Driscoll and CJ Uzomah with the Philadelphia Eagles in Super Bowl LVIX.

COBB'S CAREER START

- Jeremiah Cobb tallied career highs with 153 yards on 28 carries at Arkansas, marking his second straight 100-yard game and fourth of the season.
 - 11 rush, 121 yards vs. Ball State (Sept. 6)
 - 19 rush, 119 yards vs. S. Alabama (Sept. 13)
 - 19 rush, 111 yards vs. Missouri (Oct. 18)
 - 28 rush, 153 yards at Arkansas (Oct. 25)
- Cobb's 153 rushing yards were the most by a SEC player in a league game this season and the second most overall.
- He is the first Auburn player to rush for 100 or more yards in back-to-back SEC games since Jarquez Hunter did so in three straight games from Oct. 28, Nov. 11, 2023.
- Cobb's 28 carries were the most by an Auburn running back in a regulation game since Kerryon Johnson carried it 30 times in the 2017 Iron Bowl and are tied for the most by a SEC player this season.
- Through nine games, Cobb ranks third in the SEC in carries (137), fourth in rushing (87.7) and rushing yards (789), and fifth in yards per rush (5.76).
- He has four carries of 40+ yards this season, including two in league play.
 - 46-yard & 45-yard rush vs. Ball State
 - 44-yard rush vs. Oklahoma
 - 41-yard rush vs. Missouri

CONSECUTIVE STARTS IN THE TRENCHES

- Auburn has five linemen on either side of the ball who have started in 20 or more straight games: Xavier Chaplin (34), Dillon Wade (31), Keldric Faulk (29), Mason Murphy (21) and Jeremiah Wright (21).

O-LINE EXPERIENCE

- Auburn's offensive line has combined for 322 career games played and 184 career games started and ranked top-three in the SEC in both categories entering the season.
- The Tigers returned four offensive linemen who started at least 11 games last season and combined to start 47 games as a group in 2024.
- Connor Lew, Izavion Miller, Dillon Wade and Jeremiah Wright have combined to start 118 games in their collegiate career, including 95 at Auburn.

THAT KID KAIL

- Freshman center Kail Ellis is the youngest player in FBS - turns 18 on Apr. 29, 2026 - and is one of two players in the country who will play the entirety of the 2025 season at 17 years old.
- Ellis made his first collegiate start at center and played every snap in the win at Arkansas, helping lead Auburn to its most rushing yards in a SEC game this season (230), and started his second straight game vs. Kentucky.

BRINGING 'EM DOWN BEHIND THE LINE

- Auburn ranks 4th in the SEC and T-10th in FBS in TFL (64.0) and is 5th in the SEC and T-11th in FBS in sacks (25.0).
- Auburn joins Oklahoma as the only teams from the SEC that have three or more players who rank in the top 15 in the league in TFL.
 - T1. Xavier Atkins - 14.0 TFL
 - 11. Keyron Crawford - 8.5 TFL
 - T14. Robert Woodyard Jr. - 7.0 TFL
- Seventeen players have recorded a TFL this season and 11 have recorded a sack.

X GON' GIVE IT TO YA

- SEC Co-Defensive Player of the Week and Bronko Nagurski National Defensive Player of the Week Xavier Atkins registered a career-high 13 tackles, including 2.0 sacks and 4.0 TFL, at Arkansas.
- Atkins became the third Auburn player to earn the Nagurski weekly award, joining Junior Rosegreen in 2004 and Quentin Groves in 2006.
- The game marked the second straight Atkins had registered 2.0 sacks and was his second 4.0 TFL performance of the season.
- He became the first Auburn player with 2.0 sacks in back-to-back SEC games since Carl Lawson in 2016 and the first with multiple 4.0 TFL games since Stanley McClover in 2005.
- Atkins' 14.0 TFL this season are tied for the most in the SEC and T-3rd in FBS, including tied for the most among underclassmen.
- He also leads the league with 10.0 TFL in six SEC games - 2.0 more TFL than any other player - and is the only FBS player with 60+ tackles, 14.0+ TFL, 7.0+ sacks, 1 INT, 2 FF and 1 FR this season.
- Atkins, who is T-1st in the SEC with 69 tackles this season, has led Auburn or tied for the team lead in tackles in all six SEC games and ranks 2nd in the league with 57 tackles in SEC play.
- In the last five games, Atkins has recorded 50 tackles, 10.0 TFL and 5.0 sacks and has at least 1.0 TFL in each game.
- He was named last week to the Chuck Bednarik Award Midseason Watch List.

RARE COMPANY

- Atkins 14.0 TFL are the most by an Auburn player since Deshaun Davis had 15.0 TFL in 2018.
- His next TFL will match the most in a season since Nick Fairley set the single-season record with 24.0 TFL in 2010.

KEYRON'S WREAKING HAVOC

- Keyron Crawford is T-7th in the SEC with 5.0 sacks and ranks 2nd on the team with 8.5 TFL, recording at least 0.5 TFL in seven of nine games this season.
- His 5.0 sacks are 0.5 sacks from matching his career high and his 8.5 TFL are 2.0 TFL shy (5.5 sacks and 10.5 TFL at Arkansas State in 2023).
- He leads the team and ranks 4th in the SEC in total QB pressures (30) and is one of two Auburn players (Xavier Atkins) with an INT, forced fumble and fumble recovery this season.
- Crawford has now tallied 108 tackles in his collegiate career; 58 at Arkansas State (2022-23), 50 at Auburn (2024-25).

CAPTAIN KELDRIC

- Keldric Faulk entered his third season at Auburn in 2025 with a plethora of preseason honors, including being named a Preseason All-American by Athlon and ESPN and Preseason All-SEC First Team by the coaches and the media.
- Faulk was rated by ESPN as the No. 18 player in college football entering 2025, including the No. 8 player from the SEC and No. 5 player on the defensive front.
- Through nine games, he ranks 2nd on the team and 12th in the SEC in total QB pressures (25).
- His third tackle of the game at Arkansas on Oct. 25 marked his 100th career tackle.
- He recorded a season-high five tackles and 1.0 TFL vs. Kentucky.

WOODYARD'S GOING TO WORK

- Robert Woodyard Jr. registered a career-high 11 tackles, including 4.0 TFL, vs. Missouri on Oct. 18, and has ranked at least T-2nd on the team in tackles in four of the last five league games.
- Teaming up with fellow linebacker Xavier Atkins, the duo has accounted for three of the six 4.0+ TFL games in the league this season.
- His 4.0 TFL vs. Missouri matched Auburn's single-game record dating back to at least 1995.
- In six SEC games, Woodyard ranks 2nd on the team in tackles (40) and TFL (5.0) and has added a sack. His 5.0 TFL in league play are also top 10.

THIRD DOWN DEFENSE

- Auburn ranks 5th in the SEC and 26th in FBS by holding opponents to a 33.6 conversation rate on third down this season.
- The Tigers held Ball State to 1-of-14 on 3rd downs, which is the best mark by Auburn's defense since holding Georgia Southern to 0-of-15 in 2017.
- In SEC games, Auburn is holding opponents to 28-of-77 on third down (36.4 percent), good for the fourth best mark in the league.

YOUTH MOVEMENT

- Of the 20 teams ranked in the top 25 nationally in both scoring defense and total defense, Auburn is the only one with seven freshmen or sophomores among their top 11 tacklers.
- Auburn has five true freshmen, all on the defensive side of the ball, that have played in all nine games: AnQuon Fegans, Elijah Melendez, Jared Smith, Eric Winters, Blake Woodby.
- Five other true freshmen, including four defensive players, have played in at least seven games: Malik Autry, Jordin Crawford, Bryce Deas, Omar Mabson II, Donovan Starr.

TAKE IT AWAY

- Auburn is 78-45 when it forces a turnover since the start of the 2013 season and 48-18 when it forces multiple turnovers during the span.
- Conversely, the Tigers are 15-22 when it fails to force a turnover.
- The team's four forced turnovers at Arkansas (3 INT, 1 FF) were the most in a game this season, and it marked the first time forcing four turnovers in the 4th quarter since 2010 vs. South Carolina.
- It marked the first time Auburn had three interceptions in a game since 2018 vs. Alabama State.
- The team has forced seven INTs in the last three games and ranks third in the SEC with nine INTs this season. It marks the first time with multiple INTs in three straight games since 2014.
- The nine INTs already surpass last year's total and the 13 forced turnovers match last year's total.

WINNING THE BATTLE

- Auburn ranks 3rd in the league with a +7 turnover margin through nine games, having lost three fumbles to go along with three interceptions while forcing four fumbles and nine interceptions.
- The Tigers are 2nd in the SEC and T-5th in FBS with six turnovers lost this season.
- Conversely, Auburn turned the ball over 18 times and had a -10 turnover margin through nine games in 2024.

MCPHERSON IS AUTOMATIC

- SEC Special Teams Player of the Week and Lou Groza Award Star of the Week Alex McPherson went a perfect 6-for-6 on FG in Auburn's win at Arkansas, matching an Auburn and SEC record for FGM in a game - tying former Tigers Daniel Carlson (2016 vs. LSU) and Al Del Greco (1982 vs. Kentucky).
- McPherson is a perfect 74-for-74 on PAT in his career and is 33-for-38 (86.8%) on FG - the best mark in Auburn history. He is one FG shy of cracking the top 10 in program history in FGM.

1. Daniel Carlson (2014-17): 92 FGM
2. Anders Carlson (2018-22): 79 FGM

9. Jorge Portela (1977-79): 38 FGM
10. Scott Etheridge (1992-93): 34 FGM

- His 74 extra points without a miss makes him one of only four Auburn kickers (min. 50 PAT attempts) to complete multiple seasons without a miss.
- Auburn has made 176 consecutive PATs dating back to the beginning of the 2021 season.

RUN IT BACK, RAY

- Rayshawn Pleasant returned an interception 49 yards for the go-ahead TD in the 4th quarter at Arkansas, marking his second return TD of the season to go along with his 98-yards kick return touchdown in the season opener at Baylor.
- Pleasant is the only FBS player to return a kick and interception for a TD this season. He is also one of three FBS players with five career return TDs, joining Barion Brown of LSU and Kaden Wetjen of Iowa on the short list.

- 100-yard INT TD vs. Southeastern (8/29/24)
- 94-yard KOR TD at Louisiana (9/21/2024)
- 100-yard KOR TD at UAB (10/5/24)
- 98-yard KOR TD at Baylor (8/29/25)
- 49-yard INT TD at Arkansas (10/25/25)

- Pleasant went on to intercept his second pass of the game two possessions later, becoming the first Auburn player to intercept two passes in a game since Daniel Thomas vs. Alabama State in 2018, and was named the Jim Thorpe Award National DB of the Week.

N.O.T GOING TO LOSE

- Auburn is 31-3 since the start of the 2013 season in games when scoring a non-offensive touchdown, including 2-0 this season; the latest being Pleasant's 49-yard interception return TD at Arkansas.

BAND OF BROTHERS

- Auburn has four sets of brothers on its 2025 roster, good for the second most in the country.

- AnQuon and Antwon Fegans
- Keldric and JJ Faulk
- Antonio and Elijah Melendez
- Duke and Erick Smith

CONGRATS GRADS

- Fifteen current Auburn players enter the 2025 season having earned their bachelor's degrees: James Ash, Ashton Daniels, Antwon Fegans, Horatio Fields, Brandon Frazier, Jay Hardy, Reed Hughes, Tate Johnson, Justin Jones, Izavion Miller, Mason Murphy, Jahquez Robinson, Dillon Wade, Zykevious Walker, Jeremiah Wright.

2025 PRESEASON/WEEKLY HONORS**CHAMP ANTHONY, S**

Comeback Player of the Year Watch List

JACKSON ARNOLD, QB

Maxwell Award Watch List
Unitas Award Watch List
Shrine Bowl 1000 Watch List
Earl Campbell Tyler Rose Watch List
SEC Co-Offensive Player of the Week (Sept. 1)
Davey O'Brien Great 8 (Sept. 2)

XAVIER ATKINS, LB

Chuck Bednarik Award Midseason Watch List
PFF SEC Team of the Week (Sept. 7, Oct. 26)
SEC Co-Defensive Player of the Week (Oct. 27)
Bronko Nagurski National Defensive Player of the Week (Oct. 28)

XAVIER CHAPLIN, OL

Preseason All-SEC Third Team (Athlon, Coaches, Lindy's, Media)
Shrine Bowl 1000 Watch List
PFF SEC Team of the Week (Sept. 7)

JEREMIAH COBB, RB

PFF SEC Team of the Week (Oct. 26)

CAM COLEMAN, WR

Preseason All-America Second Team (AP, Phil Steele)
Preseason All-America Third Team (Athlon)
Preseason All-SEC First Team (Athlon, Coaches, Media, PFF)
Preseason All-SEC Second Team (Lindy's)
Maxwell Award Watch List
Biletnikoff Award Watch List
Bruce Feldman's Freaks List (No. 52)

KEYRON CRAWFORD, BUCK

Senior Bowl Top 300
Shrine Bowl 1000 Watch List

KELDRIC FAULK, DE

Preseason All-America Second Team (ESPN)
Preseason All-America Third Team (Athlon)
Preseason All-SEC First Team (Athlon, Coaches, Lindy's, Media)
Bronko Nagurski Watch List
Bednarik Award Watch List
Senior Bowl Top 300
Shrine Bowl 1000 Watch List
ESPN Top 100 (No. 18)
Bruce Feldman's Freaks List (No. 9)
Shrine Bowl Breakout Defensive Player of the Week (Sept. 15)
Jason Witten Collegiate Man of the Year Watch List
Lott IMPACT Trophy Semifinalist

KALEB HARRIS, S

Preseason All-SEC Third Team (Athlon)

KAYIN LEE, CB

Preseason All-SEC Third Team (Athlon)
Shrine Bowl 1000 Watch List

CONNOR LEW, C

Preseason All-SEC Second Team (Athlon)
Preseason All-SEC Third Team (Coaches, Media)
Shrine Bowl 1000 Watch List
Rimington Trophy Watch List

2025 PRESEASON/WEEKLY HONORS

ALEX MCPHERSON, K

Preseason All-SEC Third Team (Coaches, Media)
 Groza Award Watch List
 Comeback Player of the Year Midseason Watch List
 Capital One Orange Bowl FWAA Courage Award (Oct. 15)
 SEC Special Teams Player of the Week (Oct. 27)
 Lou Groza Award Star of the Week (Oct. 28)

ELIJAH MELENDEZ, LB

On3 Midseason True Freshman All-American Team

IZAVION MILLER, OL

Shrine Bowl 1000 Watch List

MASON MURPHY, OL

Shrine Bowl 1000 Watch List

CHRIS MURRAY, BUCK

Shrine Bowl 1000 Watch List

RAYSHAWN PLEASANT, KR/CB

Preseason All-America Second Team (WCFF, SN)
 Preseason All-America Fourth Team (Athlon, Phil Steele)
 Preseason All-SEC Second Team (Athlon)
 Shrine Bowl 1000 Watch List
 Jet Award Midseason Watch List
 SEC Co-Special Teams Player of the Week (Sept. 1)
 Jim Thorpe Award National DB of the Week (Oct. 28)
 Paul Hornung Award Honor Roll (Oct. 28)

DEMARCUS RIDDICK, LB

Preseason All-SEC Fourth Team (Athlon)

ERIC SINGLETON JR., WR

Preseason All-America Second Team (Lindy's)
 Preseason All-America Fourth Team (Phil Steele)
 Preseason All-SEC First Team (Lindy's, PFF)
 Preseason All-SEC Second Team (Athlon, Coaches)
 Preseason All-SEC Third Team (Media)
 Biletnikoff Award Watch List
 Senior Bowl Top 300
 Shrine Bowl 1000 Watch List
 ESPN Top 100 (No. 100)
 Bruce Feldman's Freaks List (No. 73)

SYLVESTER SMITH, STAR

PFF SEC Team of the Week (Sept. 7)

RAION STRADER, CB

Shrine Bowl 1000 Watch List

DILLON WADE, OL

Senior Bowl Top 300
 Shrine Bowl 1000 Watch List

CALEB WHEATLAND, LB

Senior Bowl Top 300
 Shrine Bowl 1000 Watch List

ROBERT WOODYARD JR., LB

PFF SEC Team of the Week (Oct. 19)

JEREMIAH WRIGHT, OL

Preseason All-SEC Second Team (Lindy's)
 Preseason All-SEC Fourth Team (Athlon)
 Good Works Team Nominee
 Wuerffel Trophy Watch List
 Senior Bowl Top 300
 Shrine Bowl 1000 Watch List

MILESTONE MARKS

- Four Auburn players have amassed 100 tackles in their collegiate careers.
 - Raion Strader: 119 tackles (Miami [OH]/ AU)
 - Keyron Crawford: 108 tackles (Ark. St/AU)
 - Keldric Faulk: 105 tackles (Auburn)
 - Caleb Wheatland: 100 tackles (Maryland)
- Four Auburn players have rushed for 100 or more yards in a game in their collegiate careers.
 - Jackson Arnold: 131 yards vs. Alabama (11/23/24), 137 yards at Baylor (8/29/25)
 - Jeremiah Cobb: 121 yards vs. Ball State (9/6/25), 119 yards vs. S. Alabama (9/13/25), 111 yards vs. Missouri (10/18/25); 153 yards at Arkansas (10/25/25)
 - Ashton Daniels: 129 yards at NC State (11/2/24)
 - Durell Robinson: 156 yards vs. FAU (9/21/24), 132 yards vs. Rice (10/26/24)
- Two Auburn players have totaled 100 or more receiving yards in a game in their collegiate careers.
 - Cam Coleman: 100 yards vs. ULM (11/16/24), 128 yards vs. Texas A&M (11/23/24), 108 yards vs. Missouri (10/18/25)
 - Eric Singleton: 117 yards vs. North Carolina (10/28/23), 106 yards vs. NC State (11/21/24), 102 yards vs. VMI (9/14/24)
- Two Auburn players have passed for 300 or more yards in a game in their collegiate careers.
 - Jackson Arnold: 361 yards vs. Arizona (12/28/23)
 - Ashton Daniels: 396 yards at Colorado (10/13/23), 367 yards vs. Washington (10/28/23)

ACTION JACKSON

- Jackson Arnold's 1st quarter TD run vs. Missouri marked his 7th rushing TD of the season, good for T-3rd in the SEC and the most among league QBs.
 - Arnold is the first Auburn QB with seven rushing TDs in a season since Robby Ashford (7) in 2022 and is the 11th QB in program history to finish a season with seven or more rushing TDs.
 1. Cam Newton (2010): 20 TDs
-
- T-6. Bobby Freeman (1954): 8 TDs
 - T-6. Dameyune Craig (1996): 8 TDs
 - T-8. Bobby Hunt (1959): 7 TDs
 - T-8. Pat Sullivan (1969): 7 TDs
 - T-8. Bo Nix (2019 & 2020): 7 TDs
 - T-8. Robby Ashford (2022): 7 TDs
 - T-8. Jackson Arnold (2025): 7 TDs

- Including Jackson, only seven Auburn QBs since 1995 have finished a season with five or more passing and rushing TDs.
- Arnold was named the SEC Co-Player of the Week after rushing for a career-high 137 yards on 16 carries, good for 8.6 yards per carry, and matching a career high with two rushing TDs while going 11-for-17 with 108 yards passing in his Auburn debut at Baylor on Aug. 29.
- He became the first Auburn QB since Cam Newton (2010) to rush and pass for 100+ yards in their Auburn debut, and his 137 rushing yards were the most by an Auburn QB since Nick Marshall rushed for 214 yards at Tennessee in 2013.

TAKING CARE OF THE ROCK

- Arnold didn't commit a turnover in the first five games of the season, becoming Auburn's first starting QB since at least 1996 to not commit a turnover in any five-game span.
- Arnold's interception in the 1st quarter vs. Missouri was his first in 324 consecutive pass attempts dating back to Oklahoma's game vs. Tennessee on Sept. 21, 2024 - a stretch of 13 games played - ranking third in SEC history.
 1. Brady Cook (Missouri, 2022-23): 365
 2. Andre Woodson (Kentucky, 2006-07): 325
 3. Jackson Arnold (OU/AU, 2024-25): 324

NO. 2 IS OFFICIALLY RETIRED

- Auburn Athletics retired 2010 Heisman Trophy winner Cam Newton's No. 2 jersey with a halftime ceremony during the Georgia game on Oct. 11.
- Newton's No. 2 jersey joined Pat Sullivan (No. 7), Bo Jackson (No. 34) and Terry Beasley (No. 88) as former football players to have their jersey number retired.
- Newton was a consensus All-American in his lone season at Auburn and won the Walter Camp Award, Maxwell Award, Manning Award, Davey O'Brien Award and was Associated Press National Player of the Year while also leading the Tigers to the BCS National Championship.
- During Newton's historic 2010 season, he threw for 2,854 yards and 30 touchdowns while rushing for 1,473 yards and 20 touchdowns, becoming the first player in SEC history to pass for 2,000+ yards and rush for 1,000+ yards in a single season.

40-YEAR ANNIVERSARY

- The 2025 season marks the 40th anniversary of Bo Jackson's 1985 Heisman Trophy winning season, becoming the second of three Heisman Trophy winners in program history, and Auburn will honor Jackson at the Iron Bowl on Nov. 29.
- Jackson rushed for 1,786 yards, which was the second-best single-season performance in Southeastern Conference history, and 17 touchdowns en route to winning the highest honor in college football.
- The Bessemer, Alabama, native finished his four-year Auburn career with 4,303 rushing yards and 4,575 all-purpose yards and 43 rushing touchdowns. His No. 34 jersey was retired as part of Auburn's football centennial celebration in 1992.

HONORING ANOTHER HALL OF FAMER

- Former Auburn linebacker Gregg Carr (1981-84) will be inducted into the National Football Foundation Hall of Fame on Dec. 9 in Las Vegas, becoming the 13th member of the NFF Hall of Fame in program history.
- A consensus First Team All-American in 1984, Carr was Auburn's leading tackler as a sophomore (125), junior (136) and the second leading tackler as a senior (139). A two-time First Team All-SEC selection and 1984 SEC Lineman of the Year, Carr amassed 453 career tackles, currently ranking him second in school history. His career totals include 289 solo tackles, which also rank second in the school record books, and nine sacks. His 139 total tackles as a senior rank eighth in school annals for a single season.
- Along with the recognition for Jackson, Carr will also be honored during the Iron Bowl on Nov. 29.

DEPTH CHART VS. VANDERBILT

OFFENSE

X	8	CAM COLEMAN (6-3, 201, SO.)	OR
	18	SAM TURNER (6-1, 207, FR.)	
Z	3	PERRY THOMPSON (6-3, 220, SO.)	OR
	85	CAM'RON KING (6-0, 195, R-FR.)	
H	1	ERIC SINGLETON (5-10, 180, JR.)	OR
	4	MALCOLM SIMMONS (6-0, 186, SO.)	OR
	6	BRYCE CAIN (5-10, 165, R-FR.)	
LT	65	XAVIER CHAPLIN (6-7, 348, JR.)	
	72	Izavion Miller (6-5, 305, Sr.)	
LG	52	DILLON WADE (6-4, 315, SR.)	
	78	DeAndre Carter (6-4, 355, R-FR.)	
C	51	KAIL ELLIS (6-4, 315, FR.)	
	71	Dylan Senda (6-5, 320, So.)	
RG	77	JEREMIAH WRIGHT (6-5, 348, SR.)	
	56	Seth Wilfred (6-5, 339, So.)	
RT	76	MASON MURPHY (6-5, 319, SR.)	
	79	Tyler Johnson (6-6, 323, So.)	
TE	87	BRANDON FRAZIER (6-7, 267, SR.)	
	15	Preston Howard (6-5, 236, Jr.)	
QB	11	JACKSON ARNOLD (6-1, 219, JR.)	OR
	12	ASHTON DANIELS (6-2, 219, SR.)	
	9	Deuce Knight (6-4, 217, Fr.)	
RB	23	JEREMIAH COBB (5-11, 200, JR.)	
	29	Omar Mabson II (5-9, 213, Fr.)	

SPECIAL TEAMS

K	38	ALEX MCPHERSON (5-9, 160, JR.)	OR
	33	TOWNS MCGOUGH (6-0, 200, SO.)	OR
	41	CONNOR GIBBS (5-10, 184, JR.)	
P	14	HUDSON KAAK (6-1, 222, JR.)	
	37	John McGuire (6-1, 202, Fr.)	
H	14	HUDSON KAAK (6-1, 222, JR.)	
	37	John McGuire (6-1, 202, Fr.)	
KR	14	RAYSHAWN PLEASANT (5-11, 200, JR.)	
	1	Eric Singleton (5-10, 180, Jr.)	
PR	1	ERIC SINGLETON (5-10, 180, JR.)	OR
	4	MALCOLM SIMMONS (6-0, 186, SO.)	
LS	44	REED HUGHES (6-2, 228, SR.)	
	46	Keaton McNutt (5-11, 225, R-FR.)	
KOS	33	TOWNS MCGOUGH (6-0, 200, SO.)	OR
	41	CONNOR GIBBS (5-10, 184, JR.)	

DEFENSE

DT	91	ZYKEIVOUS WALKER (6-4, 296, SR.)	OR
	47	MALIK BLOCTON (6-3, 300, SO.)	OR
	96	MALIK AUTRY (6-5, 330, FR.)	
NT	97	BOBBY JAMISON-TRAVIS (6-4, 322, SR.)	OR
	35	DALLAS WALKER IV (6-3, 362, SR.)	OR
	92	JAY HARDY (6-3, 317, SR.)	OR
	95	JOURDIN CRAWFORD (6-0, 337, FR.)	
DE	15	KELDRIC FAULK (6-6, 285, JR.)	OR
	10	AMARIS WILLIAMS (6-2, 260, SO.)	OR
	44	DARRION SMITH (6-2, 271, FR.)	OR
	41	JARED SMITH (6-6, 260, FR.)	
BUCK	24	KEYRON CRAWFORD (6-4, 255, SR.)	OR
	3	CHRIS MURRAY (6-3, 256, SR.)	OR
	18	JJ FAULK (6-3, 244, FR.)	
SAM	6	DEMARCUS RIDDICK (6-2, 228, SO.)	OR
	16	BRYCE DEAS (6-1, 210, FR.)	
MIKE	0	ROBERT WOODYARD JR. (6-0, 241, JR.)	OR
	43	CALEB WHEATLAND (6-1, 231, SR.)	
WILL	17	XAVIER ATKINS (6-0, 210, SO.)	OR
	9	ELIJAH MELENDEZ (6-0, 228, FR.)	
STAR	19	SYLVESTER SMITH (6-0, 195, SO.)	OR
	28	KENSLEY LOUIDOR-FAUSTIN (5-11, 183, SO.)	OR
	21	ANQUON FEGANS (6-0, 191, FR.)	
FS	1	CHAMP ANTHONY (5-11, 188, JR.)	OR
	5	JAHQUEZ ROBINSON (6-2, 205, SR.)	
BS	8	KALEB HARRIS (6-1, 201, SO.)	OR
	25	ERIC WINTERS (6-0, 219, FR.)	
CB	4	KAYIN LEE (5-11, 180, JR.)	OR
	14	RAYSHAWN PLEASANT (5-11, 200, JR.)	OR
CB	22	DONOVAN STARR (5-11, 182, FR.)	
	23	JAY CRAWFORD (5-11, 181, SO.)	OR
	13	RAION STRADER (6-0, 185, JR.)	OR
	12	BLAKE WOODYBY (5-11, 180, FR.)	

CAREER STATS VS. VANDY

PASSING				
Player	C-A-I	TD	Yds.	Yds/Gm
NONE				
RUSHING				
Player	No.	Yds.	Avg/Carry	TD
J. Cobb	5	27	5.4	0
M. Simmons	1	-10	-10.0	0
RECEIVING				
Player	No.	Yds.	Avg/Catch	TD
J. Cobb	3	14	4.7	1
M. Simmons	3	39	13.0	0
C. Coleman	1	9	9.0	0
B. Frazier	1	8	8.0	0
P. Thompson	1	3	3.0	0
PUNT RETURNS				
Player	No.	Yds.	Avg/Return	TD
M. Simmons	1	17	17.0	0
KICK RETURNS				
Player	No.	Yds.	Avg/Return	TD
M. Simmons	1	18	18.0	0
DEFENSIVE				
Player	UA	A	Total	Misc.
M. Blocton	2	0	2	--
J. Crawford	0	0	0	3 PBU
K. Crawford	3	0	3	--
K. Faulk	4	1	5	2 QBH
K. Harris	3	1	4	--
B. Jamison-Travis	1	1	2	--
K. Lee	2	0	2	--
D. Riddick	4	1	5	1.0 TFL
J. Robinson	1	0	1	1.0 TFL/SK
S. Smith	1	0	1	1 PBU
Z. Walker	3	2	5	1.0 SK, 2.0 TFL
A. Williams	1	0	1	1.0 TFL
PUNTING				
Player	No.	Yds.	Avg/Punt	Long
NONE				
KICKING				
Player	PAT	FGA-FGM	Long FG	Total Points
A. McPherson	4	1-1	32	7
T. McGough	1	0-2	--	1

PRONUNCIATION GUIDE

No.	Name	Pronunciation	No.	Name	Pronunciation
17	XAVIER Atkins	EX-zavier	33	Towns McGOUGH	mc-GOO
58	TAI Buster	TIE	38	Alex McPHERSON	mc-FEAR-son
65	XAVIER Chaplin	EX-zavier	72	IZAVION Miller	eye-ZAY-vee-yon
95	JOURDIN Crawford	JOR-dan	90	Christian OSE-AFIANA	OH-say AH-fee-AHN-ah
16	Bryce DEAS	DEE-es	40	Hunter OUSLEY	OWLS-lee
51	KAIL Ellis	KALE	21	DURELL Robinson	der-ELL
21	AnQuon FEGANS	FAY-gans	5	JAHQUEZ Robinson	jah-KWEZ
36	Antwon FEGANS	FAY-gans	71	Dylan SENDA	SEN-dah
5	HORATIO Fields	hor-RAY-she-oh	44	DARRION Smith	DARE-ee-on
84	Ryan GHEA	Like the letter G	13	RAION STRADER	RAY-on STRAY-der
14	Hudson KAAK	COCK	91	ZYKEIVOUS Walker	zy-kee-vee-us (nickname: Zeke)
85	CAM'RON King	CAM-ron	11	JAMONTA Waller	jah-MON-tae
26	A'MON LANE-GANUS	AH-mon Lane-GAIN-us	10	AMARIS Williams	ah-MAR-riss
4	KAYIN Lee	KAY-enn	0	Robert WOODYARD Jr.	Wood-YARD
28	Kensley LOUIDOR-FAUSTIN	L'door-fow-stin			

AUBURN ROSTER

ALPHABETICAL ROSTER

NO.	PLAYER, POS.
1	Champ Anthony, S
11	Jackson Arnold, QB
98	James Ash, DL
17	Xavier Atkins, LB
96	Malik Autry, DL
60	Cade Barnett, OL
47	Malik Blocton, DL
59	Isaac Boulger, OL
49	Tyler Brown, Buck
26	Christian Burnette, RB
58	Tai Buster, OL
6	Bryce Cain, WR
64	Benton Cantey, LS
32	Cade Carlson, S
78	DeAndre Carter, OL
65	Xavier Chaplin, OL
57	Harrison Clemmer, OL
23	Jeremiah Cobb, RB
99	Antonio Coleman, DL
8	Cam Coleman, WR
16	John Colvin, QB
23	Jay Crawford, CB
95	Jourdin Crawford, DL
24	Keyron Crawford, Buck
12	Ashton Daniels, QB
13	Hollis Davidson III, TE
16	Bryce Deas, LB
70	Favour Ebuka Edwin, OL
51	Kail Ellis, OL
28	Camden Etheredge, TE
18	J.J. Faulk, DE
15	Keldric Faulk, DE
21	AnQuon Fegans, S
36	Antwon Fegans Jr., S
5	Horatio Fields, WR
53	John Henry Flatt, OL
87	Brandon Frazier, TE
93	Joe Frazier Jr., DL
25	Cole Gamble, RB
84	Ryan Ghea, TE
41	Connor Gibbs, K
42	Coleman Granberry, LB
92	Jay Hardy, DL
8	Kaleb Harris, S
55	Malachi Harris, OL
22	Alvin Henderson, RB
15	Preston Howard, TE
44	Reed Hughes, LS
97	Bobby Jamison-Travis, DL
42	Tate Johnson, TE
79	Tyler Johnson, OL
35	Justin Jones, RB
14	Hudson Kaak, P
85	Cam'Ron King, WR
9	Deuce Knight, QB
26	A'mon Lane-Ganus, CB
4	Kayin Lee, CB
75	Connor Lew, OL
28	Kensley Louidor-Faustin, S
29	Omar Mabson II, RB
82	N'nonye Marcus, WR
20	Jacoby Mathews, DB
52	William Grier McDuffie, LB
33	Towns McGough, K/P
37	John McGuire, P
46	Keaton McNutt, LS
38	Alex McPherson, K

NUMERICAL ROSTER

No.	Name	Pos.	Ht.	Wt.	Class	Hometown / Previous School
0	Robert Woodyard Jr.	LB	6-0	241	Jr.	Mobile, AL / Williamson
1	Champ Anthony	S	5-11	188	Jr.	Fort Worth, TX / Trinity Leadership / Tyler JC
1	Eric Singleton Jr.	WR	5-10	180	Jr.	Atlanta, GA / Alexander / Georgia Tech
3	Chris Murray	Buck	6-3	256	Sr.	Wichita Falls, TX / Hirschi / TCU / Sam Houston
3	Perry Thompson	WR	6-3	220	So.	Foley, AL / Foley
4	Kayin Lee	CB	5-11	180	Jr.	Ellenwood, GA / Cedar Grove
4	Malcolm Simmons	WR	6-0	186	So.	Montgomery, AL / Benjamin Russell
5	Horatio Fields	WR	6-2	201	Sr.	Douglasville, GA / New Manchester / Wake Forest
5	Jahquez Robinson	S	6-2	205	Sr.	Jacksonville, FL / Sandalwood / Alabama / Colorado
6	Bryce Cain	WR	5-10	165	RFr.	Mobile, AL / Baker
6	Demarcus Riddick	LB	6-2	228	So.	Clanton, AL / Chilton County
8	Cam Coleman	WR	6-3	201	So.	Phenix City, AL / Central
8	Kaleb Harris	S	6-1	201	So.	Bessemer, AL / Thompson
9	Deuce Knight	QB	6-4	217	Fr.	Lucedale, MS / George County
9	Elijah Melendez	LB	6-0	228	Fr.	Kissimmee, FL / Osceola
10	Duke Smith	WR	6-0	205	Fr.	Selma, AL / Southside
10	Amaris Williams	DE	6-2	260	So.	Fayetteville, NC / Clinton
11	Jackson Arnold	QB	6-1	219	Jr.	Denton, TX / Guyer / Oklahoma
11	Jamonta Waller	Buck	6-0	256	RFr.	Picayune, MS / Picayune Memorial
12	Ashton Daniels	QB	6-2	219	Sr.	Buford, GA / Buford / Stanford
12	Blake Woodby	CB	5-11	180	Fr.	Upper Marlboro, MD / St. Frances Academy
13	Hollis Davidson III	TE	6-5	238	Fr.	Peachtree City, GA / McIntosh
13	Raion Strader	CB	6-0	185	Jr.	Pittsburgh, PA / Penn Hills / Miami (Ohio)
14	Hudson Kaak	P	6-1	222	Jr.	Seymour, Australia / Seymour College / Oklahoma St.
14	Rayshawn Pleasant	CB	5-11	200	RJr.	West Monroe, LA / West Monroe / Tulane
15	Keldric Faulk	DE	6-6	285	Jr.	Highland Home, AL / Highland Home
15	Preston Howard	TE	6-5	236	Jr.	Arbutus, MD / McDonogh School / Maryland
16	John Colvin	QB	6-3	194	So.	Birmingham, AL / Mountain Brook
16	Bryce Deas	LB	6-1	210	Fr.	Prince George's County, MD / St. Frances Academy
17	Xavier Atkins	LB	6-0	210	So.	Houston, TX / Summer Creek / LSU
17	Will Myers	QB	5-8	183	Fr.	Homewood, AL / Homewood
18	J.J. Faulk	DE	6-3	244	Fr.	Highland Home, AL / Highland Home
18	Sam Turner	WR	6-1	207	Fr.	Lithonia, GA / Southwest DeKalb
19	Sylvester Smith	S	6-0	195	So.	Munford, AL / Munford
20	Jacoby Mathews	DB	6-1	216	Jr.	Ponchatoula, LA / Ponchatoula / Texas A&M
21	AnQuon Fegans	S	6-0	191	Fr.	Alabaster, AL / Thompson
21	Durrell Robinson	RB	6-0	207	So.	Seat Pleasant, MD / St. Frances Academy / UConn
22	Alvin Henderson	RB	5-9	202	Fr.	Elba, AL / Elba
22	Donovan Starr	CB	5-11	182	Fr.	Bloomington, IL / Ravenwood
23	Jeremiah Cobb	RB	5-11	200	Jr.	Montgomery, AL / Montgomery Catholic
23	Jay Crawford	CB	5-11	181	So.	Atlanta, GA / Parkview
24	Keyron Crawford	Buck	6-4	255	Sr.	Memphis, TN / Briarcrest Christian / Arkansas St.
25	Cole Gamble	RB	6-1	203	RFr.	Birmingham, AL / Mountain Brook
25	Eric Winters	S	6-0	219	Fr.	Enterprise, AL / Enterprise
26	Christian Burnette	RB	5-11	194	So.	Mobile, AL / Faith Academy
26	A'mon Lane-Ganus	CB	5-10	180	RFr.	Columbiana, AL / Moody
27	Devin Williams	CB	5-9	168	Fr.	Dacula, GA / Buford
28	Camden Etheredge	TE	6-0	222	Jr.	Leeds, AL / Auburn
28	Kensley Louidor-Faustin	S	5-11	183	So.	Naples, FL / Naples
29	Omar Mabson II	RB	5-9	213	Fr.	Auburn, AL / Auburn
29	Taye Seymore	S	5-11	200	Jr.	Ft. Walton Beach, FL / South Atlanta / Georgia Tech
31	Joe Phillips	Buck	6-2	261	RFr.	Shorter, AL / Booker T. Washington
32	Cade Carlson	S	6-1	206	RFr.	Eads, TN / Briarcrest Christian
33	Towns McGough	K/P	6-0	200	So.	Auburn, AL / Auburn
35	Justin Jones	RB	6-1	214	Sr.	Bessemer, AL / Bessemer Academy / UAB
35	Dallas Walker IV	DL	6-3	362	Sr.	Nashville, TN / Smyrna / Western Kentucky
36	Antwon Fegans Jr.	S	6-1	194	Sr.	Oxford, AL / Oxford / Northwestern St.
37	John McGuire	P	6-1	202	Fr.	Alabaster, AL / Thompson
38	Alex McPherson	K	5-9	160	Jr.	Fort Payne, AL / Fort Payne
40	Hunter Ousley	TE	6-2	243	RFr.	Clanton, AL / Chilton County
41	Connor Gibbs	K	5-10	184	Jr.	New Orleans, LA / MPC Day School / Southern Miss
41	Jared Smith	DE	6-6	260	Fr.	Birmingham, AL / Thompson
42	Coleman Granberry	LB	5-11	206	So.	Auburn, AL / Auburn
42	Tate Johnson	TE	6-3	271	Sr.	LaGrange, GA / Callaway
43	Caleb Wheatland	LB	6-1	231	Sr.	Centreville, VA / Avalon School / Maryland
44	Reed Hughes	LS	6-2	228	Sr.	Conway, AR / Conway

AUBURN ROSTER

NUMERICAL ROSTER

No.	Name	Pos.	Ht.	Wt.	Class	Hometown / Previous School
44	Darrion Smith	DL	6-2	271	Fr.	Annapolis, MD / St. Frances Academy
45	Antonio Melendez	LB	5-11	237	So.	Kissimmee, FL / Osceola
46	Keaton McNutt	LS	5-11	225	RFr.	Newnan, GA / East Coweta
46	Grey Reebals	CB	5-11	184	RFr.	Birmingham, AL / Briarwood Christian
47	Malik Blocton	DL	6-3	300	So.	Pike Road, AL / Pike Road
48	Eli Morton	TE	6-5	231	RFr.	Sardis City, AL / Sardis
48	Paul Thompson Jr.	S	6-0	194	Jr.	Hoover, AL / Hoover
49	Tyler Brown	Buck	5-11	235	Jr.	Macon, GA / Stafford Academy
51	Kail Ellis	OL	6-4	315	Fr.	Canton, GA / Cass
52	Dillon Wade	OL	6-4	315	Sr.	Houston, TX / Cy-Falls / Tulsa
52	William Grier McDuffie	LB	6-1	217	RFr.	Birmingham, AL / Mountain Brook
53	John Henry Flatt	OL	6-6	299	RFr.	Dallas, TX / Trinity Christian Academy
55	Malachi Harris	OL	6-2	375	So.	Huntsville, AL / Anniston / Austin Peay
56	Seth Wilfred	OL	6-5	339	So.	Las Vegas, NV / Bishop Gorman / Snow College
57	Harrison Clemmer	OL	6-0	279	So.	Birmingham, AL / Briarwood Christian
58	Tai Buster	OL	6-3	313	Fr.	Kannapolis, NC / Brown
59	Isaac Boulger	OL	6-2	285	RFr.	Northport, AL / Tuscaloosa County
60	Cade Barnett	OL	6-5	275	So.	Monroeville, AL / Excel / West Georgia
64	Benton Cantey	LS	5-8	217	Fr.	Fort Worth, TX / Trinity Valley School
65	Xavier Chaplin	OL	6-7	348	Jr.	Beaufort, SC / Whale Branch / Virginia Tech
67	Broderick Shull	OL	6-5	327	Fr.	Bixby, OK / Bixby
70	Favour Ebuka Edwin	OL	6-6	317	RFr.	McDonough, GA / Eagle's Landing Christian Academy
71	Dylan Senda	OL	6-5	320	So.	Livonia, MI / Divine Child / Northwestern
72	Izavion Miller	OL	6-5	305	Sr.	Memphis, TN / Wooddale / SW Mississippi CC
74	Jacobe' Ward	OL	6-4	353	Fr.	Savannah, GA / Benedictine Military School
75	Connor Lew	OL	6-3	303	Jr.	Kennesaw, GA / Kennesaw Mountain
76	Mason Murphy	OL	6-5	319	Sr.	Riverside, CA / JSerra / USC
77	Jeremiah Wright	OL	6-5	348	Sr.	Selma, AL / Selma
78	DeAndre Carter	OL	6-4	355	RFr.	Temecula, CA / Mater Dei
79	Tyler Johnson	OL	6-6	323	So.	Natchitoches, LA / Natchitoches Central
80	Will Upton	WR	5-9	181	So.	Jackson, MS / Jackson Prep
81	Erick Smith	WR	6-4	195	Fr.	Selma, AL / Southside
82	N'nonye Marcus	WR	5-10	165	So.	Columbus, GA / Columbus / Reinhardt
84	Ryan Ghea	TE	6-5	261	Fr.	Milton, GA / Milton
85	Cam'Ron King	WR	6-0	195	RFr.	Ocala, FL / Vanguard
87	Brandon Frazier	TE	6-7	267	Sr.	McKinney, TX / McKinney North
89	Jake White	WR	5-10	185	RFr.	Auburn, AL / Lee-Scott Academy
90	Christian Ose-Afiana	DL	6-2	250	Fr.	Lanham, Maryland / Quince Orchard
91	Zykeivous Walker	DL	6-4	296	Sr.	Ellaville, GA / Schley County
92	Jay Hardy	DL	6-3	317	Sr.	Chattanooga, TN / McCallie / Liberty
93	Joe Frazier Jr.	DL	6-0	263	Jr.	Auburn, AL / Auburn
93	Charley Schwinger	K	6-2	171	So.	Houston, TX / Second Baptist
95	Jourdin Crawford	DL	6-0	337	Fr.	Birmingham, AL / Parker
96	Malik Autry	DL	6-5	330	Fr.	Opelika, AL / Opelika
97	Bobby Jamison-Travis	DL	6-4	322	Sr.	Minneapolis, MN / Minneapolis North / Iowa Western
98	James Ash	DL	6-3	302	Sr.	Tampa, FL / Chamberlin / Florida A&M
99	Antonio Coleman	DL	6-1	256	Fr.	Saraland, AL / Saraland

ALPHABETICAL ROSTER

NO.	PLAYER, POS.
45	Antonio Melendez, LB
9	Elijah Melendez, LB
72	Izavion Miller, OL
48	Eli Morton, TE
76	Mason Murphy, OL
3	Chris Murray, Buck
17	Will Myers, QB
90	Christian Ose-Afiana, DL
40	Hunter Ousley, TE
31	Joe Phillips, Buck
14	Rayshawn Pleasant, CB
46	Grey Reebals, CB
6	Demarcus Riddick, LB
21	Durrell Robinson, RB
5	Jahquez Robinson, S
93	Charley Schwinger, K
71	Dylan Senda, OL
29	Taye Seymore, S
67	Broderick Shull, OL
4	Malcolm Simmons, WR
1	Eric Singleton Jr., WR
44	Darrion Smith, DL
10	Duke Smith, WR
81	Erick Smith, WR
41	Jared Smith, DE
19	Sylvester Smith, S
22	Donovan Starr, CB
13	Raion Strader, CB
48	Paul Thompson Jr., S
3	Perry Thompson, WR
18	Sam Turner, WR
80	Will Upton, WR
52	Dillon Wade, OL
35	Dallas Walker IV, DL
91	Zykeivous Walker, DL
11	Jamonta Waller, Buck
74	Jacobe' Ward, OL
43	Caleb Wheatland, LB
89	Jake White, WR
56	Seth Wilfred, OL
10	Amaris Williams, DE
27	Devin Williams, CB
25	Eric Winters, S
12	Blake Woodyby, CB
0	Robert Woodyard Jr., LB
77	Jeremiah Wright, OL

COACHING STAFF

Interim Head Coach/Defensive Coordinator: DJ Durkin (Bowling Green, 2001)

Offensive Coordinator/Running Backs: Derrick Nix (Southern Miss, 2002)

Tight Ends: Ben Aigamaua (Lambuth., 2010)

Quarterbacks: Kent Austin (Ole Miss, 1985)

Outside Linebackers: Roc Ballantoni (Iona, 1993)

Wide Receivers: Marcus Davis (Auburn, 2016)

Defensive Tackles: Vontrell King-Williams (UTSA, 2016)

Special Teams: Chad Lunsford (Georgia College, 2000)

Cornerbacks: Wesley McGriff (Savannah State, 1990)

Safeties: TJ Rushing (Stanford, 2006)

Offensive Line: Jake Thornton (Western Carolina, 2015)

AUBURN CAREER PARTICIPATION CHART

	Total GP/GS	at Auburn	Consecutive Starts	2025	2024	2023	2022	2021	2020
1 Champ Anthony, S	24/8	24/8	4	7/4	4/4	13/0	-	-	-
11 Jackson Arnold, QB	26/18	9/8	-	9/8	10/9	7/1	-	-	-
98 James Ash, DL	36/21	2/0	-	2/0	12/12	13/9	9/0	-	-
17 Xavier Atkins, LB	16/9	9/9	9	9/9	7/0	-	-	-	-
96 Malik Autry, DL	7/0	7/0	-	7/0	-	-	-	-	-
60 Cade Barnett, OL	3/0	-	-	-	3/0	-	-	-	-
47 Malik Blocton, DL	21/7	21/7	5	9/5	12/2	-	-	-	-
59 Isaac Boulger, OL	0/0	-	-	-	-	-	-	-	-
49 Tyler Brown, Buck	0/0	-	-	-	-	-	-	-	-
26 Christian Burnette, RB	1/0	1/0	-	-	1/0	-	-	-	-
58 Tai Buster, OL	1/0	1/0	-	1/0	-	-	-	-	-
6 Bryce Cain, WR	12/0	12/0	-	9/0	3/0	-	-	-	-
64 Benton Cantey, LS	0/0	-	-	-	-	-	-	-	-
32 Cade Carlson, S	12/0	12/0	-	9/0	3/0	-	-	-	-
78 DeAndre Carter, OL	12/0	12/0	-	9/0	3/0	-	-	-	-
65 Xavier Chaplin, OL	35/34	9/9	34	9/9	12/12	13/13	1/0	-	-
57 Harrison Clemmer, OL	1/0	1/0	-	-	1/0	-	-	-	-
23 Jeremiah Cobb, RB	34/9	34/9	8	9/8	12/0	13/1	-	-	-
99 Antonio Coleman, DL	0/0	-	-	-	-	-	-	-	-
8 Cam Coleman, WR	20/19	20/19	16	9/9	11/10	-	-	-	-
16 John Colvin, QB	0/0	-	-	-	-	-	-	-	-
23 Jay Crawford, DB	19/15	19/15	4	8/7	11/8	-	-	-	-
95 Jourdin Crawford, DL	7/0	7/0	-	7/0	-	-	-	-	-
24 Keyron Crawford, Buck	44/22	21/9	9	9/9	12/0	13/13	10/0	-	-
12 Ashton Daniels, QB	35/21	2/1	1	2/1	11/10	12/10	10/0	-	-
13 Hollis Davidson III, TE	0/0	-	-	-	-	-	-	-	-
16 Bryce Deas, LB	8/0	8/0	-	8/0	-	-	-	-	-
70 Favour Ebuka Edwin, OL	0/0	-	-	-	-	-	-	-	-
51 Kail Ellis, OL	5/2	5/2	2	5/2	-	-	-	-	-
28 Camden Etheredge, TE	5/0	1/0	-	1/0	2/0	2/0	-	-	-
18 JJ Faulk, DE	2/0	2/0	-	2/0	-	-	-	-	-
15 Keldric Faulk, DE	34/29	34/29	29	9/9	12/12	13/8	-	-	-
21 AnQuon Fegans, S	9/0	9/0	-	9/0	-	-	-	-	-
36 Antwon Fegans Jr., DB	13/0	3/0	-	1/0	2/0	5/0	1/0	1/0	3/0
5 Horatio Fields, WR	32/13	4/1	-	4/1	12/12	11/0	1/0	4/0	-
53 John Henry Flatt, OL	0/0	-	-	-	-	-	-	-	-
87 Brandon Frazier, TE	53/10	53/10	1	9/7	3/2	13/1	12/0	11/0	5/0
93 Joe Frazier, DL	2/0	2/0	-	-	2/0	-	-	-	-
25 Cole Gamble, RB	0/0	-	-	-	-	-	-	-	-
84 Ryan Ghea, TE	4/0	4/0	-	4/0	-	-	-	-	-
41 Connor Gibbs, K	29/0	7/0	-	7/0	10/0	12/0	-	-	-
42 Coleman Granberry, LB	12/0	12/0	-	8/0	4/0	-	-	-	-
92 Jay Hardy, DL	43/9	9/0	-	8/0	7/3	14/5	13/1	-	1/0
8 Kaleb Harris, DB	21/13	21/13	-	9/7	12/6	-	-	-	-
55 Malachi Harris, OL	10/0	-	-	-	10/0	-	-	-	-
22 Alvin Henderson, RB	0/0	-	-	-	-	-	-	-	-
15 Preston Howard, TE	33/26	9/5	-	9/5	11/10	13/11	-	-	-
44 Reed Hughes, LS	34/0	34/0	-	9/0	12/0	12/0	1/0	-	-
97 Bobby Jamison-Travis, DL	24/13	24/13	9	9/9	12/4	3/0	-	-	-
42 Tate Johnson, TE	38/5	38/5	-	9/0	11/1	13/0	4/4	1/0	-
79 Tyler Johnson, OL	24/2	24/2	-	9/0	12/2	3/0	-	-	-
35 Justin Jones, RB	36/0	36/0	-	9/0	12/0	13/0	2/0	-	-
14 Hudson Kaak, P	33/0	9/0	-	9/0	11/0	13/0	-	-	-
85 Cam'Ron King, WR	2/0	2/0	-	1/0	1/0	-	-	-	-
9 Deuce Knight, QB	1/0	1/0	-	1/0	-	-	-	-	-
26 A'mon Lane-Ganus, DB	4/0	4/0	-	-	4/0	-	-	-	-
4 Kayin Lee, CB	33/23	33/23	17	9/9	11/10	13/4	-	-	-
75 Connor Lew, OL	31/25	31/25	-	7/7	12/12	11/6	-	-	-
28 Kensley Loudior-Faustin, DB	16/2	16/2	-	8/2	8/0	-	-	-	-
29 Omar Mabson II, RB	8/0	8/0	-	8/0	-	-	-	-	-
20 Jacoby Mathews, S	21/12	-	-	-	11/9	10/3	-	-	-
52 William Grier McDuffie, LB	1/0	1/0	-	1/0	-	-	-	-	-
33 Towns McGough, K	14/0	14/0	-	2/0	12/0	-	-	-	-
37 John McGuire, P	1/0	1/0	-	1/0	-	-	-	-	-
46 Keaton McNutt, LS	0/0	-	-	-	-	-	-	-	-
38 Alex McPherson, K	27/0	27/0	-	9/0	1/0	13/0	4/0	-	-

AUBURN CAREER PARTICIPATION CHART

	Total GP/GS	at Auburn	Consecutive Starts	2025	2024	2023	2022	2021	2020
45 Antonio Melendez, LB	0/0	-	-	-	-	-	-	-	-
9 Elijah Melendez, LB	9/0	9/0	-	9/0	-	-	-	-	-
72 Izavion Miller, OL	33/24	33/24	-	9/0	11/11	13/13	-	-	-
48 Eli Morton, TE	2/0	2/0	-	-	2/0	-	-	-	-
76 Mason Murphy, OL	48/31	9/9	21	9/9	12/12	13/5	14/5	-	-
3 Chris Murray, Buck	36/2	9/0	-	9/0	13/2	9/0	5/0	-	-
14 Will Myers, QB	0/0	-	-	-	-	-	-	-	-
40 Hunter Ousley, TE	4/0	4/0	-	3/0	1/0	-	-	-	-
31 Joe Phillips, DL	2/0	2/0	-	-	2/0	-	-	-	-
14 Rayshawn Pleasant, CB	30/15	8/2	-	8/2	13/13	9/0	-	-	-
46 Grey Reebals, CB	0/0	-	-	-	-	-	-	-	-
6 Demarcus Riddick, LB	21/6	21/6	1	9/4	12/2	-	-	-	-
21 Durell Robinson, RB	18/4	2/0	-	2/0	12/3	4/1	-	-	-
5 Jahquez Robinson, DB	32/8	16/6	-	9/6	7/0	7/2	6/0	1/0	2/0
93 Charley Schwinger, K	0/0	-	-	-	-	-	-	-	-
71 Dylan Senda, OL	13/0	13/0	-	9/0	3/0	1/0	-	-	-
29 Taye Seymore, S	20/7	-	-	-	10/7	10/0	-	-	-
67 Broderick Shull, OL	0/0	-	-	-	-	-	-	-	-
4 Malcolm Simmons, WR	21/7	21/7	-	9/1	12/6	-	-	-	-
1 Eric Singleton Jr., WR	33/31	9/9	27	9/9	12/12	12/10	-	-	-
44 Darrion Smith, DL	5/0	5/0	-	5/0	-	-	-	-	-
10 Duke Smith, WR	3/0	3/0	-	3/0	-	-	-	-	-
81 Erick Smith, WR	0/0	-	-	-	-	-	-	-	-
41 Jared Smith, DE	9/0	9/0	-	9/0	-	-	-	-	-
19 Sylvester Smith, DB	25/11	25/11	3	9/5	12/6	4/0	-	-	-
22 Donovan Starr, CB	8/0	8/0	-	8/0	-	-	-	-	-
13 Raion Strader, CB	34/22	9/0	-	9/0	12/11	13/11	-	-	-
48 Paul Thompson Jr., S	25/0	25/0	-	9/0	12/0	4/0	-	-	-
3 Perry Thompson, WR	19/4	19/4	4	9/4	10/0	-	-	-	-
18 Sam Turner, WR	3/0	3/0	-	3/0	-	-	-	-	-
80 Will Upton, WR	1/0	1/0	-	-	1/0	-	-	-	-
52 Dillon Wade, OL	52/44	34/32	31	9/9	12/12	13/11	12/12	5/0	1/0
35 Dallas Walker IV, DL	34/14	9/0	-	9/0	14/14	9/0	-	2/0	-
91 Zykeivous Walker, DL	53/6	53/6	-	9/6	11/0	13/0	1/0	9/0	10/1
11 Jamonta Waller, DL	2/0	2/0	-	-	2/0	-	-	-	-
74 Jacobe' Ward, OL	1/0	1/0	-	1/0	-	-	-	-	-
43 Caleb Wheatland, LB	37/12	2/0	-	2/0	11/11	13/0	11/1	-	-
89 Jake White, WR	2/0	2/0	-	1/0	1/0	-	-	-	-
65 Seth Wilfred, OL	1/0	1/0	-	-	1/0	-	-	-	-
10 Amaris Williams, DL	18/0	18/0	-	8/0	10/0	-	-	-	-
27 Devin Williams, CB	0/0	-	-	-	-	-	-	-	-
25 Eric Winters, S	9/0	9/0	-	9/0	-	-	-	-	-
12 Blake Woodby, CB	9/0	9/0	-	9/0	-	-	-	-	-
0 Robert Woodyard Jr., LB	26/8	26/8	5	9/8	10/0	3/0	4/0	-	-
77 Jeremiah Wright, OL	50/22	50/22	21	9/9	12/12	11/0	12/1	-	6/0



LAST TIME VS. VANDERBILT

Auburn, Alabama
Nov. 2, 2024

VANDERBILT	17
AUBURN	7

Score By Quarters	1	2	3	4	OT	Score
Vanderbilt	7	0	3	7	-	17
Auburn	0	7	0	0	-	7

SCORING PLAYS

1st	0:50	VU	Newberry 28 yd pass from Pavia (Taylor kick)
2nd	6:45	AU	Fairweather 30 yd pass from Thorne (McGough kick)
3rd	1:05	VU	Taylor 31 yd FG
4th	4:18	VU	Stowers 4 yd pass from Pavia (Taylor kick)

	VU	AU
First Downs	12	14
Rushes-Yds (Net)	38-84	29-88
Passing Yds (Net)	143	239
Passes Com-Att-Int	9-23-0	20-29-0
Total Offense Plays-Yds	61-227	58-327
Punts (Num-Avg)	8-52.9	6-44.2
Fumbles-Lost	0-0	1-1
Penalties-Yds	3-21	6-47

RUSHING

VANDERBILT - Alexander 10-28, Pavia 12-26, Jones 5-19, Gillespie 2-11, Newberry 3-7, Johnson 2-2, Stowers 1-(-4), TEAM 3-(-5)

AUBURN - Hunter 12-50, Cobb 4-28, Alston 5-19, Thorne 7-1, Simmons 1-(-10)

PASSING

VANDERBILT - Pavia 9-22-0-143 (2 TD), Stowers 0-1-0-0

AUBURN - Thorne 20-29-0-239 (TD), Simmons 0-0-0-0

RECEIVING

VANDERBILT - Skinner 2-30, Stowers 2-20 (TD), Sherrill 1-31, Newberry 1-28 (TD), Alexander 1-21, Hoskins 1-7, Gillespie 1-6

AUBURN - Fairweather 5-66 (TD), Lambert-Smith 4-78, Simmons 3-39, Hunter 3-21, Cobb 2-9, Lewis 1-14, Coleman 1-9, Thompson 1-3

THE LAST TIME VS. VANDERBILT VANDERBILT 17, AUBURN 7

Back home for the first time since September, Auburn outgained Vanderbilt but struggled on third down in a 17-7 loss to the Commodores Saturday at sold-out Jordan-Hare Stadium.

Leading 10-7 after three quarters, Vanderbilt took a two-score lead by driving 78 yards on 14 plays, consuming nearly 9 minutes and taking advantage of a personal foul penalty on a made field goal that gave the Commodores first-and-goal at Auburn's 4-yard line.

Vanderbilt scored one play later on Diego Pavia's 4-yard touchdown pass to Eli Stowers with 4:18 to play.

Trailing by 10, Auburn drove to Vanderbilt's 34-yard line but missed a 52-yard field goal attempt with 2:17 to play.

Auburn held Vanderbilt to 227 yards while producing 327, holding Pavia to a 41-percent completion percentage (9-for-22) and limiting the Commodores to 84 rushing yards on 38 attempts, an average of 2.2 yards per carry.

Payton Thorne completed 20 of 29 passes for 239 yards and a touchdown. KeAndre Lambert-Smith led Auburn with 78 receiving yards on four catches, but the Tigers were 2 of 13 on third down and averaged only 3 yards per rush on 29 attempts.

Tied 7-7 at the half, Auburn drove 46 to Vanderbilt's 26-yard line but missed 44-yard field goal attempt.

Vanderbilt capitalized on a short field after forcing Auburn to punt from its 1-yard line and returning Oscar Chapman's 59-yard punt 39 yards to the Tigers' 21. Brock Taylor's 31-yard field goal gave the Commodores a 10-7 lead with 1:05 remaining in the third quarter.

Vanderbilt took a 7-0 lead late in the first quarter on Pavia's 28-yard touchdown pass to AJ Newberry to cap an 81-yard drive.

Auburn answered in the second quarter, twice converting on fourth down on an 11-play, 80-yard drive.

Jarquez Hunter took a direct snap and picked up 2 yards on fourth-and-1 from Auburn's 39-yard line. On fourth-and-2 from Auburn's 49, Thorne teamed up with Malcolm Simmons for a 21-yard gain to Vanderbilt's 30-yard line.

From there Thorne found Rivaldo Fairweather, who caught the pass at Vandy's 21, faked one Vandy defender and dragged another to the goal line, diving for the pylon for a touchdown that tied the score at 7-7 after Towns McGough's extra point.

"I want to give God all the glory for having the ability at my size to run, make people miss and make tough catches," said Fairweather, who made a game-high five receptions for 66 yards. "I thank the coaches for trusting me and putting me in position to make plays."

Auburn enjoyed a 17:25-12:35 time of possession advantage in the first half and outgained the Commodores 214-132, but going 0-for-7 on third down limited the Tigers' opportunities.

For the second straight week, Dorian Mausi led Auburn in tackles with eight. Jerrin Thompson, Demarcus Riddick and Amaris Williams each made tackles for loss.

SERIES HISTORY >> VANDERBILT

Series Auburn, 22-21-0
 At Auburn Auburn, 8-0
 At Nashville Vanderbilt, 12-8
 At Neutral Sites Vanderbilt, 12-7
 at Birmingham, Ala. - Tied, 4-4-1
 at Jacksonville, Fla. - Vanderbilt, 1-0
 at Montgomery, Ala. - Vanderbilt, 4-1
 First Meeting 1893 (Auburn, 30-10)
 Most AU points 56 (in 1920, 1990)
 Most VU points 54 (in 1905)
 Combined points 87 in 1979 (AU 52, VU 35)
 Current Streak Vanderbilt, W1

COMPARING AUBURN AND VANDERBILT

AUBURN					VANDERBILT				
TEAM STATISTICS					TEAM STATISTICS				
Points/PG	AU	OPP			Points/PG	VU	OPP		
Points/PG	22.3	17.7			Points/PG	37.6	20.4		
First Downs	174	163			First Downs	205	166		
Rushing/PG	164.8	83.6			Rushing/PG	187.2	101.7		
Passing/PG	164.8	226.2			Passing/PG	245.2	232.7		
Total Off/PG	329.6	309.8			Total Off/PG	432.4	334.3		
Time of Possession	30:40	29:20			Time of Possession	30:47	29:13		
INDIVIDUAL LEADERS					INDIVIDUAL LEADERS				
RUSHING					RUSHING				
	Att	Net	Avg.	TD		Att	Net	Avg.	TD
Cobb	137	789	5.8	4	Pavia	99	501	5.1	6
Arnold	109	258	2.4	7	Alexander	78	399	5.1	6
PASSING					PASSING				
	C-A-I	Pct.	Yds.	TD		C-A-I	Pct.	Yds.	TD
Arnold	133-210-2	63.3	1278	6	Pavia	166-240-5	69.2	2063	18
RECEIVING					RECEIVING				
	Rec.	Yds.	Avg.	TD		Rec.	Yds.	Avg.	TD
Singleton Jr.	40	379	9.5	2	Stowers	39	547	14.0	4
Coleman	37	474	12.8	3	Sherrill	31	395	12.7	5
Simmons	15	119	7.0	0	Richardson	25	321	12.8	1
DEFENSE					DEFENSE				
	U-A-TT	TFL	Int	PBU		U-A-TT	TFL	Int	PBU
Atkins	52-17-69	14.0	1	1	Heard	33-14-47	2.0	1	0
Woodyard	35-14-49	7.0	0	0	Longwell	21-25-46	5.5	1	2
Harris	26-8-34	1.0	0	1	Patterson	17-23-40	0.5	0	0

AUBURN - VANDERBILT SERIES RESULTS

(Series tied, 22-22-1)

YEAR	SCORE	SITE	DATE
1893	AU, 30-10	Montgomery, AL	Nov. 6
1894	VU, 20-4	Montgomery, AL	Nov. 4
1895	VU, 9-6	Nashville	Nov. 9
1901	VU, 41-0	Montgomery, AL	Nov. 8
1905	VU, 54-0	Nashville	Nov. 4
1909	VU, 17-0	Nashville	Oct. 23
1912	Tie, 7-7	Birmingham, AL	Nov. 23
1913	AU, 13-6	Birmingham, AL	Nov. 15
1914	AU, 6-0	Birmingham, AL	Nov. 14
1915	VU, 17-0	Birmingham, AL	Nov. 13
1916	VU, 20-9	Birmingham, AL	Nov. 18
1917	AU, 31-7	Nashville	Nov. 17
1918	VU, 21-0	Birmingham, AL	Nov. 16
1919	VU, 7-6	Nashville	Oct. 25
1920	AU, 56-6	Birmingham, AL	Oct. 23
1924	VU, 13-0	Nashville	Nov. 1
1925	AU, 10-9	Birmingham, AL	Nov. 14
1929	VU, 41-2	Birmingham, AL	Oct. 19
1930	VU, 27-0	Nashville	Nov. 22
1934	VU, 7-6	Nashville	Oct. 20
1946	VU, 19-0	Montgomery, AL	Nov. 2
1947	VU, 28-0	Nashville	Nov. 1
1948	VU, 47-0	Montgomery, AL	Oct. 29
1949	VU, 26-7	Nashville	Oct. 29
1950	VU, 41-0	Nashville	Sept. 30
1951	AU, 24-14	Auburn	Sept. 29
1955	VU, 25-13	Jacksonville, FL [Gator]	Dec. 31
1978	AU, 49-7	Nashville	Oct. 14
1979	AU, 52-35	Auburn	Oct. 13
1986	AU, 31-9	Nashville	Oct. 11
1987	AU, 48-15	Auburn	Oct. 10
1990	AU, 56-6	Auburn	Oct. 13
1991	AU, 24-22	Nashville	Oct. 12
1992	AU, 31-7	Auburn	Oct. 3
1993	AU, 14-10	Nashville	Oct. 2
2000	AU, 33-0	Auburn	Sept. 30
2001	AU, 24-21	Nashville	Sept. 29
2002	AU, 31-6	Auburn	Sept. 14
2003	AU, 45-7	Nashville	Sept. 13
2007	AU, 35-7	Auburn	Oct. 6
2008	VU, 14-13	Nashville	Oct. 4
2012	VU, 17-13	Nashville	Oct. 20
2016	AU, 23-16	Auburn	Nov. 5
2023	AU, 31-15	Nashville	Nov. 4
2024	VU, 17-7	Auburn	Nov. 2

at Auburn: AU leads, 8-1
 at Nashville: VU leads, 12-8
 at Neutral Sites: VU leads, 9-5-1
 at Birmingham, AL: Tied, 4-4-1
 at Montgomery, AL: VU leads 4-1
 at Jacksonville, FL: VU leads, 1-0

GAME-BY-GAME STATISTICS

Last 18 Meetings

					Rank		AU		Rushing				Passing				Tot Off		VU		Rushing				Passing				TotOff	
Date	Site	Result	Attend	AU	VU	FD	No	Yds	TD	C	A	I	Yds	TD	No	Yds	FD	No	Yds	TD	C	A	I	Yds	TD	No	Yds			
10-14-78	Nashville	W 49-7	30,394	---	---	23	63	381	7	1-6-1		6	0	69	387	18	50	181	0	9-19-1	97	0	69	278						
10-13-79	Auburn	W 52-35	47,900	18	---	16	45	438	6	7-12-1		55	1	57	493	23	72	313	4	8-13-1	112	1	85	425						
10-11-86	Nashville	W 31-9	40,378	7	---	12	---	251	3	9-14-1		120	0	---	371	24	---	76	0	18-44-3	242	0	---	318						
10-10-87	Auburn	W 48-15	79,500	5	---	22	41	141	4	16-20-0		329	2	61	470	21	45	147	2	13-25-2	135	0	70	282						
10-13-90	Auburn	W 56-6	79,269	6	---	27	42	231	4	20-27-3		287	2	69	518	12	43	76	0	7-18-1	81	0	61	157						
10-12-91	Nashville	W 24-22	32,772	---	---	15	43	256	3	10-18-0		125	0	61	381	16	55	186	3	7-16-2	183	0	71	369						
10-3-92	Auburn	W 31-7	58,229	---	---	16	46	232	3	10-17-0		128	1	63	360	7	37	67	1	6-18-1	72	0	55	139						
10-2-93	Nashville	W 14-10	40,527	23	---	18	36	85	1	12-20-0		145	0	56	230	13	53	217	1	1-4-1	7	0	57	224						
9-30-00	Auburn	W 33-0	84,276	19	---	15	33	154	0	16-33-1		227	3	66	381	10	29	65	0	15-34-0	87	0	63	152						
9-29-01	Nashville	W 24-21	39,366	---	---	13	28	107	2	17-24-0		247	1	52	354	18	37	168	2	20-43-1	162	1	80	330						
9-13-02	Auburn	W 31-6	76,127	---	---	19	37	224	2	14-20-0		154	0	57	378	19	42	163	0	13-24-2	127	0	66	290						
9-13-03	Nashville	W 45-7	37,703	---	---	23	54	219	4	17-26-0		264	2	80	483	13	35	97	0	11-23-1	124	1	58	221						
10-6-07	Auburn	W 35-7	82,657	---	---	19	39	239	4	14-18-1		165	1	57	404	17	38	133	1	12-31-1	88	0	69	221						
10-4-08	Nashville	L 13-14	39,773	13	19	15	44	110	0	10-22-1		98	2	66	208	15	32	106	0	16-31-1	157	2	63	263						
10-20-12	Nashville	L 13-17	40,350	--	--	13	33	103	1	15-21-0		109	0	54	212	19	45	209	2	15-26-0	173	0	71	382						
11-5-16	Auburn	W 23-16	87,451	11	--	16	45	271	1	12-17-0		115	1	62	386	22	33	120	0	24-38-1	221	1	71	341						
11-4-23	Nashville	W 31-15	28,500	--	--	14	37	230	2	17-27-1		194	2	64	424	12	30	100	0	17-32-1	166	1	62	266						
11-2-24	Auburn	L 7-17	88,043	--	--	14	29	88	0	20-29-0		239	1	58	327	12	38	84	0	9-23-0	143	2	61	227						



JORDAN-HARE STADIUM // 88,043

20 CONSECUTIVE SELLOUTS

Pat Dye Field at Jordan-Hare Stadium, the nation's 11th-largest on-campus stadium with a capacity of 88,043, is in its 83rd year as home to the Auburn Tigers.

On football Saturdays in Auburn, Jordan-Hare Stadium becomes Alabama's sixth-largest city. A record number of 63,500 season tickets were sold before the 2023 and 2024 seasons.

The stadium is named for Ralph "Shug" Jordan, Auburn's all-time winningest football coach, and Clifford Leroy Hare, a member of Auburn's first football team, president of the old Southern Conference and longtime chairman of Auburn's Faculty Athletic Committee.

Legendary coach Pat Dye has also had his name forever attached to Jordan-Hare Stadium, as the turf officially became known as Pat Dye Field at Jordan-Hare Stadium prior to the 2005 Iron Bowl. Dye, who served as coach and athletics director at Auburn (1981-92) and was inducted into the College Football Hall of Fame (2005), led Auburn to a 99-39-4 record and four SEC titles in his 12 seasons on the Plains.

Auburn's current string of 20 consecutive sellout crowds at Jordan-Hare Stadium, including the Kentucky game, breaks the previous program record streak of 17 consecutive sellout crowds, set between the 2013 Georgia game and the 2016 Clemson game.

What is now Jordan-Hare Stadium was dedicated November 30, 1939, at the Auburn-Florida game. Babe McGehee, who passed away in 2005, scored the first touchdown in what was then called "Auburn Stadium," by catching a pass from Dick McGowen. McGowen, who later coached at Auburn under Jordan, kicked the extra point and Auburn tied Florida, 7-7.

That first stadium held 7,500 seats and consisted of what is now the bottom part of the lower west stands. When the stadium was renamed "Cliff Hare Stadium" in 1949, 14,000 seats—the present lower east stands—had been added, raising capacity to 21,500.

Jordan became head coach in 1951 and the stadium underwent three major expansions in 15 years. More than 40,000 seats, virtually half of the stadium's present capacity, were added while Jordan was the coach.

Cliff Hare Stadium became Jordan-Hare Stadium in 1973. It was the first stadium in the country to be named for an active coach.

Overall, Auburn has played 461 games in Jordan-Hare Stadium, winning 351, losing 103 and tying seven for a winning percentage of .771 against some of the best teams in college football.

JHS QUICK FACTS

ATTENDANCE AVERAGE

1993.....	81,062
1994.....	81,287
1995.....	81,181
1996.....	82,468
1997.....	83,545
1998.....	81,105
1999.....	80,905
2000.....	82,435
2001.....	85,448
2002.....	82,943
2003.....	85,203
2004.....	83,085
2005.....	84,161
2006.....	85,063
2007.....	84,689
2008.....	86,915
2009.....	84,614
2010.....	86,087
2011.....	85,792
2012.....	82,646
2013.....	85,656
2014.....	87,451
2015.....	87,451
2016.....	86,937
2017.....	86,446
2018.....	84,462
2019.....	85,765
2020.....	17,490*
2021.....	86,146
2022.....	85,203
2023.....	88,043
2024.....	88,043
2025.....	88,043

LARGEST ON-CAMPUS STADIUMS

1. Michigan Stadium (Michigan)	107,601
2. Beaver Stadium (Penn State).....	106,572
3. Ohio Stadium (Ohio State)	102,780
4. Kyle Field (Texas A&M)	102,733
5. Tiger Stadium (LSU)	102,321
6. Neyland Stadium (Tennessee)	101,915
7. Bryant-Denny Stadium (Alabama).....	101,821
8. Darrell K. Royal-Texas Memorial Stadium (Texas).....	100,119
9. Sanford Stadium (Georgia).....	93,033
10. Ben Hill Griffin Stadium (Florida).....	88,548
11. Jordan-Hare Stadium (Auburn)	88,043
12. Nebraska Memorial Stadium (Nebraska)	85,458
13. Oklahoma Memorial Stadium (Oklahoma)	83,489
14. Clemson Memorial Stadium (Clemson).....	81,500
15. Notre Dame Stadium (Notre Dame)	80,795

D.J. DURKIN » INTERIM HEAD COACH



DJ Durkin was named Auburn's Interim Head Coach on Nov. 2, 2025. He was previously hired as defensive coordinator on Jan. 31, 2024.

In his first season on the Plains, Durkin guided Auburn to its best defensive marks in over a decade, including the program's top rushing defense since 2010 (117.8 ypg), best total defense since 2017 (330.8 ypg), and best scoring defense since 2019 (19.5 ypg).

Durkin joined Auburn following four seasons in the SEC, including two as defensive coordinator at Texas A&M. His 2023 Aggies defense ranked No. 3 in the SEC and No. 19 nationally in total defense (316.0 ypg), leading the league in rushing defense (108.8), sacks (3.6 per game), and first-down defense. In his first year at A&M, the Aggies led the nation in passing yards allowed (156.2 ypg) and ranked among the top 25 nationally in both scoring and defensive efficiency.

Before his time in College Station, Durkin spent two seasons at Ole Miss (2020–21) directing the defense and coaching linebackers. He previously served as head coach at Maryland (2016–17), doubling the Terrapins' win total in his first season and securing back-to-back top-30 recruiting classes—the program's best stretch in modern history. Durkin's defensive acumen was also on display as Michigan's defensive coordinator in 2015, when the Wolverines ranked fourth nationally in total defense and posted three consecutive shutouts—their longest streak in 35 years. His unit produced nine All-Big Ten selections, including All-Americans Jabrill Peppers and Jourdan Lewis.

At Florida (2010–14), Durkin rose from special teams coordinator and linebackers coach to defensive coordinator, leading the Gators to consecutive top-15 finishes in total defense. His 2014 defense ranked top-10 nationally in yards per play, rush defense, and pass efficiency, while producing first-round NFL Draft pick Dante Fowler Jr. and All-SEC standout Vernon Hargreaves III. During his tenure, Florida also developed elite specialists Chas Henry (Ray Guy Award winner) and Caleb Sturgis (two-time Lou Groza finalist).

Earlier in his career, Durkin coached defensive ends and special teams at Stanford (2007–09), helping the Cardinal finish top-15 nationally in sacks twice and sign its highest-rated recruiting class in nearly a decade.

A proven recruiter, Durkin was named Rivals Recruiter of the Year in 2012 and has helped sign 11 top-25 classes, including seven ranked in the national top 10. His track record includes developing and landing numerous All-Americans and NFL Draft selections across multiple programs.

A native of Youngstown, Ohio, Durkin was a standout defensive end and outside linebacker at Bowling Green (1997–2000), where he was a two-year team captain and led the Falcons in sacks as a sophomore. He earned both his bachelor's (2001) and master's (2004) degrees from Bowling Green in business marketing and educational administration, respectively.

Durkin and his wife, Sarah, have a daughter, Abigail, and a son, Luke.

DURKIN FILE

INTERIM HEAD COACH D.J. DURKIN

HometownYoungstown, Ohio
 CollegeBowling Green (2001)
 FamilyWife: Sarah
Children: Abigail and Luke

COACHING CAREER

Year	School	Position
2001-02	Bowling Green	Graduate Assistant
2003-04	Notre Dame	Graduate Assistant
2005	Bowling Green	Defensive Ends
2006	Bowling Green	Linebackers/Special Teams
2007-09	Stanford	Defensive Ends/Special Teams
2010-12	Florida	Linebackers/Special Teams
2013-14	Florida	Defensive Coordinator
2014	Florida	Interim Head Coach
2015	Michigan	Defensive Coordinator/Linebackers
2016-17	Maryland	Head Coach
2019	Atlanta Falcons	Consultant
2020-21	Ole Miss	Co-Defensive Coordinator/Linebackers
2022-23	Texas A&M	Defensive Coordinator/Safeties
2024-25	Auburn	Defensive Coordinator/Linebackers
2025	Auburn	Interim Head Coach

CAREER COACHING HONORS

2024 Broyles Award Nominee
 2012 Rivals.com Recruiter of the Year
 10 Bowl Appearances

YEAR	SCHOOL	REC.	CONF.	NOTES
2014	Florida	1-0	0-0	Led team to Birmingham Bowl win
2016	Maryland	6-7	3-6	Quick Lane Bowl
2017	Maryland	4-8	2-7	--
2025	Auburn	0-0	0-0	Named interim on Nov. 2, 2025
TOTAL	4 years	11-15 (.423)	5-13 (.278)	

2014**1-0, 0-0 SEC
FLORIDA**

BIRMINGHAM BOWL

1/3 vs. East Carolina* Birmingham, AL NR/NR 28-20 W 30,083

*Durkin was named interim for bowl following Will Muschamp's dismissal

2016**6-7, 3-6 BIG TEN
MARYLAND**

9/3	HOWARD	COLLEGE PARK	NR/NR	52-13	W	35,474
9/9	at FIU	Miami, FL	NR/NR	41-14	W	17,084
9/17	at UCF	Orlando, FL	NR/NR	30-24(2OT)	W	33,280
10/1	*PURDUE	COLLEGE PARK	NR/NR	50-7	W	41,206
10/8	*at Penn State	University Park, PA	NR/NR	14-38	L	100,778
10/15	*MINNESOTA	COLLEGE PARK	NR/NR	10-31	L	41,465
10/22	*MICHIGAN STATE	COLLEGE PARK	NR/NR	28-17	W	41,235
10/29	*at Indiana	Bloomington, IN	NR/NR	36-42	L	38,291
11/5	*at Michigan	Ann Arbor, MI	NR/2	3-59	L	110,626
11/12	*OHIO STATE	COLLEGE PARK	NR/6	3-62	L	48,090
11/19	*at Nebraska	Lincoln, NE	NR/19	7-28	L	89,704
11/26	*RUTGERS	COLLEGE PARK	NR/NR	31-13	W	30,220
QUICK LANE BOWL						
12/26	vs. Boston College*	Detroit, MI	NR/NR	30-36	L	19,117

2017**4-8, 2-7 BIG TEN
MARYLAND**

9/2	at Texas	Austin, TX	NR/23	51-41	W	88,396
9/9	TOWSON	COLLEGE PARK	NR/NR	63-17	W	37,105
9/23	UCF	COLLEGE PARK	NR/NR	10-38	L	43,511
9/30	*at Minnesota	Minneapolis, MN	NR/NR	31-24	W	43,511
10/7	*at Ohio State	Columbus, OH	NR/10	14-62	L	107,180
10/14	*NORTHWESTERN	COLLEGE PARK	NR/NR	21-37	L	38,325
10/21	*at Wisconsin	Madison, WI	NR/5	13-38	L	78,058
10/28	*INDIANA	COLLEGE PARK	NR/NR	42-39	W	35,144
11/4	*at Rutgers	Piscataway, NJ	NR/NR	24-31	L	35,221
11/11	*MICHIGAN	COLLEGE PARK	NR/21	10-35	L	44,325
11/18	*at Michigan State	East Lansing, MI	NR/22	7-17	L	70,216
11/25	*PENN STATE	COLLEGE PARK	NR/12	3-66	L	49,680

2025**0-0, 0-0 SEC
AUBURN**

11/8	*at Vanderbilt	Nashville, Tenn.	--/--
11/22	MERCER	AUBURN	--/--
11/29	*ALABAMA	AUBURN	--/--

*Durkin named interim on Nov. 2, 2025

Team Results

Date	Opponent		Score	Att.
08/29/2025	at Baylor	W	38-24	45233
09/06/2025	Ball St.	W	42-3	88043
09/13/2025	South Alabama	W	31-15	88043
* 09/20/2025	at Oklahoma	L	17-24	83639
* 09/27/2025	at Texas A&M	L	10-16	108449
* 10/11/2025	Georgia	L	10-20	88043
* 10/18/2025	Missouri	Lot2	17-23	88043
* 10/25/2025	at Arkansas	W	33-24	68922
* 11/01/2025	Kentucky	L	3-10	88043

Rushing

Player	gp	att	gain	loss	net	avg	td	lg	avg/g
Jeremiah Cobb	9	137	800	11	789	5.8	4	46	87.7
Jackson Arnold	9	109	453	195	258	2.4	7	27	28.7
Damari Alston	4	32	132	4	128	4.0	1	15	32.0
Ashton Daniels	2	22	123	40	83	3.8	0	26	41.5
Omar Mabson II	8	15	67	0	67	4.5	1	13	8.4
Eric Singleton Jr.	9	12	65	6	59	4.9	0	16	6.6
Durell Robinson	2	3	57	0	57	19.0	1	54	28.5
Malcolm Simmons	9	4	42	0	42	10.5	1	15	4.7
Deuce Knight	1	4	23	7	16	4.0	0	12	16.0
Justin Jones	9	3	7	0	7	2.3	0	5	0.8
Hudson Kaak	9	1	0	12	-12	-12.0	0	0	-1.3
Team	9	9	0	11	-11	-1.2	0	0	-1.2
Total	9	351	1769	286	1483	4.2	15	54	164.8
Opponents	9	302	1000	248	752	2.5	8	38	83.6

Passing

Player	gp	effic	comp-att-int	pct	yds	td	lg	avg/g
Jackson Arnold	9	122.0	133-210-2	63.3	1278	6	46	142.0
Ashton Daniels	2	90.4	19-36-1	52.8	185	0	48	92.5
Deuce Knight	1	73.6	2-5-0	40.0	20	0	14	20.0
Eric Singleton Jr.	9	0.0	0-1-0	0.0	0	0	0	0.0
Total	9	116.0	154-252-3	61.1	1483	6	48	164.8
Opponents	9	127.2	173-277-9	62.5	2036	8	58	226.2

Receiving

Player	gp	no.	yds	avg	td	lg	avg/g
Eric Singleton Jr.	9	40	379	9.5	2	48	42.1
Cam Coleman	9	37	474	12.8	3	46	52.7
Malcolm Simmons	9	15	119	7.9	0	26	13.2
Brandon Frazier	9	12	78	6.5	0	14	8.7
Horatio Fields	4	12	106	8.8	1	14	26.5
Perry Thompson	9	12	115	9.6	0	34	12.8
Preston Howard	9	8	74	9.3	0	19	8.2
Damari Alston	4	4	29	7.3	0	12	7.3
Jeremiah Cobb	9	4	30	7.5	0	11	3.3
Omar Mabson II	8	4	42	10.5	0	13	5.3
Ryan Ghea	4	2	20	10.0	0	13	5.0
Jeremiah Wright	9	1	0	0.0	0	0	0.0
Camden Etheredge	1	1	14	14.0	0	14	14.0
Bryce Cain	9	1	-3	-3.0	0	0	-0.3
Cam'Ron King	1	1	6	6.0	0	6	6.0
Total	9	154	1483	9.6	6	48	164.8
Opponents	9	173	2036	11.8	8	58	226.2

Game Records

Record	Overall	Home	Away	Neutral
ALL GAMES	4-5	2-3	2-2	0-0
CONFERENCE	1-5	0-3	1-2	0-0
NON-CONFERENCE	3-0	2-0	1-0	0-0

Team Statistics

	AU	OPP
First Downs	174	163
Rushing	94	42
Passing	65	100
Penalty	15	21
Rushing Yardage	1483	752
Rushing attempts	351	302
Average per rush	4.2	2.5
Average per game	164.8	83.6
TDs Rushing	15	8
Passing Yardage	1483	2036
Comp-Att-Int	154-252-3	173-277-9
Average per pass	5.9	7.4
Average per catch	9.6	11.8
Average per game	164.8	226.2
TDs Passing	6	8
Total offense	2966	2788
Average per play	4.9	4.8
Average per game	329.6	309.8
Kick returns: #-Yards	14-361	10-221
Punt returns: #-Yards	13-54	7-48
Int returns: #-Yards	9-193	3-91
Fumbles-Lost	9-3	8-4
Penalties-Yards	67-549	56-507
Punts-Avg	39-42.4	40-46.0
Time of possession / game	30:40	29:20
3rd-down conversion	44/123	41/122
4th-down conversion	10/19	10/16
PAT-attempts	(22-22) 100%	(13-15) 87%
2-point conversion-attempts	(1-1) 100%	(0-2) 0%

Interceptions

Player	no.	yds	avg	td	lg
Rayshawn Pleasant	2	66	33.0	1	49
Keyron Crawford	1	1	1.0	0	1
Kayin Lee	1	0	0.0	0	0
Jay Crawford	1	0	0.0	0	0
Kensley Louidor-Faustin	1	11	11.0	0	11
Xavier Atkins	1	73	73.0	0	73
Elijah Melendez	1	27	27.0	0	27
AnQuon Fegans	1	15	15.0	0	15
Total	9	193	21.4	1	73
Opponents	3	91	30.3	1	89

Field Goals

Player	fg	pct.	01-19	20-29	30-39	40-49	50-99	lg	blk
Alex McPherson	13-16	81.3	0-0	7-7	4-5	2-3	0-1	47	0
Connor Gibbs	0-1	0.0	0-0	0-0	0-0	0-0	0-1	0	0
Towns McGough	0-1	0.0	0-0	0-0	0-0	0-0	0-1	0	0
Opponents	14-18	77.8	0-0	6-6	3-4	4-6	1-2	53	0

Scoring

Player	td	fg	PAT					pts
			kick	rush	rcv	pass	dxp	
Alex McPherson	-	13-16	22-22	-	-	-	-	61
Jackson Arnold	7	-	-	-	-	-	-	42
Jeremiah Cobb	4	-	-	-	-	-	-	24
Cam Coleman	3	-	-	-	-	-	-	18
Rayshawn Pleasant	2	-	-	-	-	-	-	12
Eric Singleton Jr.	2	-	-	-	-	-	-	12
Horatio Fields	1	-	-	-	-	-	-	6
Damari Alston	1	-	-	-	-	-	-	6
Durell Robinson	1	-	-	-	-	-	-	6
Malcolm Simmons	1	-	-	-	-	-	-	6
Omar Mabson II	1	-	-	-	-	-	-	6
Ashton Daniels	-	-	-	1	-	-	-	2
Total	23	13-18	22-22	1	0	0	0	201
Opponents	17	14-18	13-15	0	0	0	0	159

Score by Periods

Team	1st	2nd	3rd	4th	OT	TOT
Auburn	52	57	37	55	0	201
Opponents	19	60	39	35	6	159

Punting

Player	no.	yds	avg	lg	tb	fc	i20	50+	blk
Hudson Kaak	39	1655	42.4	55	1	21	9	1	0
Total	39	1655	42.4	55	1	21	9	1	0
Opponents	40	1838	46.0	67	4	9	11	13	1

Punt Returns

Player	no.	yds	avg	td	lg
Malcolm Simmons	13	54	4.2	0	15
Total	13	54	4.2	0	15
Opponents	7	48	6.9	0	19

Kick Returns

Player	no.	yds	avg	td	lg
Rayshawn Pleasant	12	314	26.2	1	98
Bryce Cain	1	31	31.0	0	31
Demarcus Riddick	1	16	16.0	0	16
Total	14	361	25.8	1	98
Opponents	10	221	22.1	0	33

All Purpose

Player	g	rush	rcv	pr	kr	ir	total	avg/g
Jeremiah Cobb	9	789	30	0	0	0	819	91.0
Cam Coleman	9	0	474	0	0	0	474	52.7
Eric Singleton Jr.	9	59	379	0	0	0	438	48.7
Rayshawn Pleasant	8	0	0	0	314	66	380	47.5
Jackson Arnold	9	258	0	0	0	0	258	28.7
Malcolm Simmons	9	42	119	54	0	0	215	23.9
Damari Alston	4	128	29	0	0	0	157	39.3
Perry Thompson	9	0	115	0	0	0	115	12.8
Omar Mabson II	8	67	42	0	0	0	109	13.6
Horatio Fields	4	0	106	0	0	0	106	26.5
Ashton Daniels	2	83	0	0	0	0	83	41.5
Brandon Frazier	9	0	78	0	0	0	78	8.7
Preston Howard	9	0	74	0	0	0	74	8.2
Xavier Atkins	9	0	0	0	0	73	73	8.1
Durell Robinson	2	57	0	0	0	0	57	28.5
Bryce Cain	9	0	-3	0	31	0	28	3.1
Elijah Melendez	9	0	0	0	0	27	27	3.0
Ryan Ghea	4	0	20	0	0	0	20	5.0
Demarcus Riddick	9	0	0	0	16	0	16	1.8
Deuce Knight	1	16	0	0	0	0	16	16.0
AnQuon Fegans	9	0	0	0	0	15	15	1.7
Camden Etheredge	1	0	14	0	0	0	14	14.0
Kensley Loudior-Faustin	8	0	0	0	0	11	11	1.4
Justin Jones	9	7	0	0	0	0	7	0.8
Cam'Ron King	1	0	6	0	0	0	6	6.0
Keyron Crawford	9	0	0	0	0	1	1	0.1
Hudson Kaak	9	-12	0	0	0	0	-12	-1.3
Total	9	1483	1483	54	361	193	3574	397.1
Opponents	9	752	2036	48	221	91	3148	349.8

Total Offense

Player	g	plays	rush	pass	total	avg/g
Jackson Arnold	9	319	258	1278	1536	170.7
Jeremiah Cobb	9	137	789	0	789	87.7
Ashton Daniels	2	58	83	185	268	134.0
Damari Alston	4	32	128	0	128	32.0
Omar Mabson II	8	15	67	0	67	8.4
Eric Singleton Jr.	9	13	59	0	59	6.6
Durell Robinson	2	3	57	0	57	28.5
Malcolm Simmons	9	4	42	0	42	4.7
Deuce Knight	1	9	16	20	36	36.0
Justin Jones	9	3	7	0	7	0.8
Hudson Kaak	9	1	-12	0	-12	-1.3
Total	9	603	1483	1483	2966	329.6
Opponents	9	579	752	2036	2788	309.8

Team Defense

			Tackles				Sacks	Pass defense			Fumbles	blkd		
##	Player	gp	ua	a	tot	tfl/yds	no-yds	int-yds	brup	qbh	fr-yds	ff	kick	saf
17	Xavier Atkins	9	52	17	69	14-57	7-35	1-73	1	5	1-0	2	.	.
0	Robert Woodyard Jr.	9	35	14	49	7-15	2-8	.	.	4
8	Kaleb Harris	9	26	8	34	1-2	.	.	1
24	Keyron Crawford	9	21	7	28	8.5-34	5-30	1-1	.	4	1-0	1	.	.
97	Bobby Jamison-Travis	9	16	9	25	2-5	.	.	2	1
15	Keldric Faulk	9	19	6	25	5-18	2-11	.	3	5
25	Eric Winters	9	19	5	24	2-13	1-12	.	1
9	Elijah Melendez	9	16	6	22	3-7	1-2	1-27
19	Sylvester Smith	9	16	4	20	2-9	1-23	.	.	.
28	Kensley Loudior-Faustin	8	13	4	17	3-12	1-9	1-11	2
21	AnQuon Fegans	9	15	2	17	.	.	1-15
4	Kayin Lee	9	16	.	16	.	.	1-0	3
5	Jahquez Robinson	9	15	1	16	.	.	.	1
47	Malik Blocton	9	7	7	14	4-9	.	.	.	1	1-0	.	.	.
1	Champ Anthony	7	9	4	13	.	.	.	1
6	Demarcus Riddick	9	8	5	13	1-6	1-6	.	1
14	Rayshawn Pleasant	8	7	5	12	0.5-1	.	2-66	1
3	Chris Murray	9	4	6	10	1.5-17	1.5-17
23	Jay Crawford	8	8	2	10	.	.	1-0	2
13	Raion Strader	9	8	1	9	.	.	.	3
10	Amaris Williams	8	6	3	9	4.5-17	1.5-10
35	Dallas Walker	9	5	3	8
92	Jay Hardy	8	3	4	7
91	Zykeivous Walker	9	3	2	5
96	Malik Autry	7	3	2	5
16	Bryce Deas	8	2	2	4	1-3	.	.	1
35	Justin Jones	9	4	.	4	1	.
41	Jared Smith	9	4	.	4	4-14	2-10	.	.	1	.	1	.	.
32	Cade Carlson	9	2	.	2
12	Blake Woodby	9	2	.	2
44	Darrion Smith	5	2	.	2
42	Coleman Granberry	8	1	.	1
23	Jeremiah Cobb	9	1	.	1
44	Reed Hughes	9	1	.	1
95	Jourdin Crawford	7	.	1	1
	Totals	9	369	130	499	64-239	25-150	9-193	23	21	4-23	4	1	0
	Opponents	9	368	206	574	60-295	37-223	3-91	29	25	3-0	7	0	1

2025 Auburn Football Auburn - Long Plays



20-YARD PLUS PLAYS

Yd	Type	Player(s)	Opponent
98*	KR	Rayshawn Pleasant	Baylor
73	INT	Xavier Atkins	Texas A&M
54*	Rush	Durell Robinson	Ball St.
49	KR	Rayshawn Pleasant	Arkansas
49*	INT	Rayshawn Pleasant	Arkansas
48	Pass	Eric Singleton Jr. from Daniels,Ashton	Arkansas
46*	Rush	Jeremiah Cobb	Ball St.
46	Pass	Cam Coleman from Jackson Arnold	Missouri
46	Pass	Cam Coleman from Jackson Arnold	Oklahoma
45*	Rush	Jeremiah Cobb	Ball St.
44	Rush	Jeremiah Cobb	Oklahoma
41	Rush	Jeremiah Cobb	Missouri
40	Pass	Cam Coleman from Jackson Arnold	Oklahoma
37	Pass	Cam Coleman from Jackson Arnold	Missouri
37	Pass	Eric Singleton Jr. from Jackson Arnold	Texas A&M
34	Pass	Perry Thompson from Jackson Arnold	Missouri
32*	Pass	Cam Coleman from Jackson Arnold	South Alabama
31	KR	Bryce Cain	South Alabama
30*	Pass	Eric Singleton Jr. from Jackson Arnold	Ball St.
27*	Rush	Jackson Arnold	Baylor
27	INT	Elijah Melendez	Kentucky
27	Rush	Jackson Arnold	Georgia
26	Pass	Malcolm Simmons from Jackson Arnold	Baylor
26	Rush	Daniels,Ashton	Kentucky
25	KR	Rayshawn Pleasant	Ball St.
24	KR	Rayshawn Pleasant	Ball St.
24*	Rush	Jackson Arnold	Baylor
23	FR	Smith,Sylvester	Arkansas
23	Pass	Cam Coleman from Jackson Arnold	Ball St.
23	Pass	Cam Coleman from Jackson Arnold	Baylor
23	Rush	Jeremiah Cobb	Missouri
23*	Pass	Cam Coleman from Jackson Arnold	Arkansas
22	Pass	Malcolm Simmons from Jackson Arnold	Ball St.
21	Rush	Jackson Arnold	Baylor
21	KR	Rayshawn Pleasant	Missouri
20	Rush	Jeremiah Cobb	Arkansas

* touchdown scored on play

LONG PLAYS BY THE NUMBERS

Long Plays By Ya	No.	TD
100+	0	0
90-99	1	1
80-89	0	0
70-79	1	0
60-69	0	0
50-59	1	1
40-49	10	3
30-39	6	2
20-29	17	3

Long Plays By Ty	No.	TD
Rushing	12	5
Passing	14	3
Punt returns	0	0
Kick returns	6	1
Interceptions	3	1
Fumble returns	1	0
Other	0	0
TOTAL	36	10

20-YARD PLUS BY PLAYER

Player	No.	TD	R	P	KR	PR	IR	FR
Cam Coleman	8	2	0	8	0	0	0	0
Jeremiah Cobb	6	2	6	0	0	0	0	0
Rayshawn Pleasant	6	2	0	0	5	0	1	0
Jackson Arnold	4	2	4	0	0	0	0	0
Eric Singleton Jr.	3	1	0	3	0	0	0	0
Malcolm Simmons	2	0	0	2	0	0	0	0
Durell Robinson	1	1	1	0	0	0	0	0
Smith,Sylvester	1	0	0	0	0	0	0	1
Daniels,Ashton	1	0	1	0	0	0	0	0
Elijah Melendez	1	0	0	0	0	0	1	0
Bryce Cain	1	0	0	0	1	0	0	0
Xavier Atkins	1	0	0	0	0	0	1	0
Perry Thompson	1	0	0	1	0	0	0	0
TOTAL	36	10	12	14	6	0	3	1

LONGEST PLAYS OF THE YEAR

Rushing

54 Durell Robinson vs Ball St. (9/6/2025)

Rushing Touchdown

54 Durell Robinson vs Ball St. (9/6/2025)

Passing

48 Eric Singleton Jr. from Daniels,Ashton
vs Arkansas (10/25/2025)

Passing Touchdown

32 Cam Coleman from Jackson Arnold
vs South Alabama (9/13/2025)

Punt Return

15 Malcolm Simmons vs Ball St. (9/6/2025)

Kick Return

98 Rayshawn Pleasant vs Baylor (8/29/2025)

Interception Return

73 Xavier Atkins vs Texas A&M (9/27/2025)

Fumble Return

23 Smith,Sylvester vs Arkansas (10/25/2025)

Punt

55 Hudson Kaak vs Kentucky (11/1/2025)

Field Goal

47 Alex McPherson vs Arkansas (10/25/2025)

AUBURN SCORING DRIVES

OPPONENT	PLAYS	YDS	DRIVE TIME	DRIVE START	QTR/ CLOCK	PLAY
Baylor	12	96	5:53	6:27	1/0:34	Arnold 24 yd rush
Baylor	7	65	3:45	14:14	2/10:29	Alston 9 yd rush
Baylor	7	41	2:58	8:43	2/5:45	McPherson 21 yd FG
Baylor	9	71	4:12	9:52	3/5:40	Cobb 2 yd rush
Baylor	-	-	-	-	3/0:43	Pleasant 98 yd KR
Baylor	12	75	7:16	11:48	4/4:32	Arnold 27 yd rush
Ball State	2	55	0:42	4:57	1/4:15	Cobb 46 yd rush
Ball State	3	50	1:11	1:55	1/0:44	Singleton 30 yd pass from Arnold
Ball State	9	67	3:14	3:51	2/0:37	Fields 11 yd pass from Arnold
Ball State	4	79	1:40	9:12	3/7:32	Cobb 45 yd rush
Ball State	9	72	3:36	0:58	4/12:22	Singleton 13 yd pass from Arnold
Ball State	1	54	0:10	5:23	4/5:13	Robinson 54 yd rush
South Alabama	12	92	5:51	15:00	1/9:09	Coleman 32 yd pass from Arnold
South Alabama	5	33	1:30	0:44	2/14:14	Arnold 6 yd rush
South Alabama	7	54	2:36	12:24	2/9:48	Arnold 5 yd rush
South Alabama	14	75	4:44	5:24	2/0:40	Cobb 2 yd rush
South Alabama	16	62	8:34	9:49	3/1:15	McPherson 34 yd FG
Oklahoma	10	87	4:31	8:27	1/3:56	McPherson 24 yd FG
Oklahoma	8	60	3:17	4:25	2/1:08	Coleman 2 yd pass from Arnold
Oklahoma	14	75	7:48	14:56	4/7:08	Simmons 4 yd rush
Texas A&M	8	57	2:38	13:28	2/10:50	McPherson 32 yd FG
Texas A&M	1	2	0:17	10:37	4/10:20	Arnold 2 yd rush
Georgia	14	75	7:21	15:00	1/7:39	Arnold 2 yd rush
Georgia	12	70	5:32	4:13	2/13:41	McPherson 25 yd FG
Missouri	12	75	5:06	15:00	1/9:54	Arnold 1 yd rush
Missouri	12	86	4:58	5:33	3/0:35	Mabson 1 yd rush
Missouri	8	73	3:52	14:23	4/10:31	McPherson 22 yd FG
Arkansas	9	67	4:42	12:34	1/7:52	Coleman 23 yd pass from Arnold
Arkansas	15	76	7:46	4:56	2/12:05	McPherson 36 yd FG
Arkansas	9	46	4:30	14:56	3/10:21	McPherson 23 yd FG
Arkansas	6	18	3:50	8:55	3/5:05	McPherson 43 yd FG
Arkansas	8	73	3:49	0:52	4/12:03	McPherson 26 yd FG
Arkansas	-	-	-	-	4/9:15	Pleasant 49 yd INT return
Arkansas	4	5	2:10	8:33	4/6:23	McPherson 47 yd FG
Arkansas	8	19	3:21	4:27	4/1:06	McPherson 37 yd FG
Kentucky	7	26	0:58	1:00	4/0:02	McPherson 27 yd FG

DRIVES SUPERLATIVES

MOST PLAYS:	16, vs. South Alabama (FG)	FEWEST PLAYS:	1, 2x, last at TAMU (TD)
MOST YARDS:	96, at Baylor (TD)	FEWEST YARDS:	2, at TAMU (TD)
LONGEST TIME:	8:34, South Alabama (FG)	SHORTEST TIME:	0:10, vs. Ball State (TD)

OPPONENT SCORING DRIVES

TEAM	PLAYS	YDS	DRIVE TIME	DRIVE START	QTR/ CLOCK	PLAY
Baylor	13	56	4:24	15:00	1/10:36	Hawkins 36 yd FG
Baylor	8	75	2:24	5:45	2/3:21	Prentice 33 yd pass from Robertson
Baylor	10	75	4:42	5:40	3/0:58	Knighten 4 ys pass from Robertson
Baylor	9	79	3:49	0:37	4/11:48	Trigg 4 yd pass from Robertson
Ball State	7	19	3:50	4:54	3/1:04	Holmer 22 yd FG
South Alabama	12	64	5:26	9:09	1/3:43	DiBoyan 29 yd FG
South Alabama	10	75	4:24	9:48	2/5:24	Scott 20 yd pass from Davenport
South Alabama	11	75	5:05	15:00	3/9:55	Voisin 12 yd pass from Davenport
Oklahoma	12	39	4:29	13:01	1/8:32	Sandell 49 yd FG
Oklahoma	2	12	0:50	11:35	2/10:45	Sategna 24 yd pass from Mateer
Oklahoma	11	46	4:21	12:57	3/8:36	Sandell 32 yd FG
Oklahoma	8	58	3:09	3:05	4/14:56	Sandell 28 yd FG
Oklahoma	6	75	2:14	7:08	4/4:54	Mateer 9 yd rush
Texas A&M	4	66	1:41	13:55	1/12:14	Moss 1 yd rush
Texas A&M	9	60	4:01	10:50	2/6:49	Bond 33 yd FG
Texas A&M	8	25	2:53	4:38	2/1:45	Bond 49 yd FG
Texas A&M	5	21	2:28	5:10	4/2:42	Bond 44 yd FG
Georgia	12	88	1:19	1:32	2/0:13	Woodring 29 yd FG
Georgia	5	63	1:47	9:10	3/7:23	Bowens 2 yd rush
Georgia	9	25	4:20	5:42	3/1:22	Woodring 53 yd FG
Georgia	16	78	8:45	10:38	4/1:53	Stockton 10 yd rush
Missouri	10	24	5:05	6:49	1/1:44	Meyer 24 yd FG
Missouri	9	65	4:48	0:09	2/10:21	Hardy 2 yd rush
Missouri	5	60	1:09	6:16	4/5:07	Hardy 3 yd rush
Missouri	7	25	-	-	OT2	Pribula 3 yd rush
Arkansas	6	83	3:22	11:58	2/8:36	Sharpe 58 yd pass from Green
Arkansas	4	48	2:09	7:33	2/5:24	Russell 2 yd rush
Arkansas	-	-	-	-	2/0:48	Walker 89 yd INT return
Arkansas	9	66	4:08	5:05	3/0:57	Starzyk 27 yd FG
Kentucky	9	44	4:10	0:50	2/11:40	Kauwe 48 yd FG
Kentucky	10	75	5:33	15:00	3/9:27	Law 13 yd pass from Boley

DRIVES SUPERLATIVES

MOST PLAYS:	16, vs. Georgia (TD)	FEWEST PLAYS:	2, at Oklahoma (TD)
MOST YARDS:	88, vs. Georgia (FG)	FEWEST YARDS:	12, at Oklahoma (TD)
LONGEST TIME:	8:45, vs. Georgia (TD)	SHORTEST TIME:	0:50, at Oklahoma (TD)

TEAM GAME-BY-GAME

DateOpponent		Rushing				Receiving				Passing				Kick Returns				Punt Returns				tot		
		no.	yds	td	lg	no.	yds	td	lg	cmp	att	int	yds	td	lg	no.	yds	td	lg	no.	yds	td	lg	off
08/29/2025	at Baylor	52	307	4	27	11	108	0	26	11	17	0	108	0	26	1	98	1	98	0	0	0	0	415
09/06/2025	Ball St.	34	224	3	54	26	271	3	30	26	33	0	271	3	30	2	49	0	25	4	16	0	15	495
09/13/2025	South Alabama	39	195	3	15	13	142	1	32	13	24	0	142	1	32	2	47	0	31	0	0	0	0	337
09/20/2025	at Oklahoma	35	67	1	44	21	220	1	46	21	33	0	220	1	46	3	43	0	18	4	9	0	6	287
09/27/2025	at Texas A&M	24	52	1	9	18	125	0	37	18	33	0	125	0	37	0	0	0	0	1	6	0	6	177
10/11/2025	Georgia	36	140	1	27	19	137	0	18	19	31	0	137	0	18	0	0	0	0	1	13	0	13	277
10/18/2025	Missouri	41	150	2	41	18	207	0	46	18	30	1	207	0	46	1	21	0	21	2	-1	0	0	357
10/25/2025	at Arkansas	50	230	0	20	13	150	1	48	13	20	1	150	1	48	3	79	0	49	0	0	0	0	380
11/01/2025	Kentucky	40	118	0	26	15	123	0	19	15	31	1	123	0	19	2	24	0	15	1	11	0	11	241
Auburn		351	1483	15	54	154	1483	6	48	154	252	3	1483	6	48	14	361	1	98	13	54	0	15	2966
Opponents		302	752	8	38	173	2036	8	58	173	277	9	2036	8	58	10	221	0	33	7	48	0	19	2788

Auburn Averages

Games	Avg/ rush	Avg/ catch	Pass effc	KR avg	PR avg	All purpose avg/game	Total offense avg/game
9	4.2	9.6	116.0	25.8	4.2	397.1	329.6

Date	Opponent	ua	Tackles		tfl-yds	no-yds	Fumble		int-yds	qbh	brup	blkd kick	PAT attempts			off		
			a	total			ff	fr-yds					kick	rush	rcv	saf	t/o	pts
08/29/2025	at Baylor	39	10	49	5.0-20	4-19	0	0-0	0-0	3	4	0	5-5	0	0	0	0	38
09/06/2025	Ball St.	41	4	45	14.0-54	6-34	1	1-0	0-0	1	0	0	6-6	0	0	0	0	42
09/13/2025	South Alabama	54	4	58	7.0-11	1-3	1	1-0	1-1	0	2	0	4-4	0	0	0	7	31
09/20/2025	at Oklahoma	35	18	53	6.0-19	1-5	0	1-0	0-0	5	5	0	2-2	0	0	0	0	17
09/27/2025	at Texas A&M	36	36	72	6.0-39	4-36	1	0-0	1-73	1	0	0	1-1	0	0	0	7	10
10/11/2025	Georgia	39	12	51	6.0-21	2-9	0	0-0	0-0	4	4	0	1-1	0	0	0	0	10
10/18/2025	Missouri	56	14	70	9.0-30	3-17	0	0-0	2-0	5	3	0	2-2	0	0	0	0	17
10/25/2025	at Arkansas	28	18	46	5.0-19	2-10	1	1-23	3-77	1	2	1	1-1	1	0	0	14	33
11/01/2025	Kentucky	41	14	55	6.0-26	2-17	0	0-0	2-42	1	3	0	0-0	0	0	0	3	3
Auburn		369	130	499	64.0-239	25-150	4	4-23	9-193	21	23	1	22-22	1	0	0	31	201
Opponents		368	206	574	60.0-295	37-223	7	3-0	3-91	25	29	0	13-15	0	0	1	16	159

Date	Opponent	no.	yds	Punting						Field Goals				Kickoffs				
				avg	long	blkd	tb	fc	50+	i20	md-att	long	blkd	no.	yds	avg	tb	ob
08/29/2025	at Baylor	3	118	39.3	40	0	0	3	0	1	1-1	21	0	7	452	64.6	5	0
09/06/2025	Ball St.	3	114	38.0	49	0	0	2	0	0	0-1	0	0	7	449	64.1	4	0
09/13/2025	South Alabama	2	88	44.0	46	0	0	0	0	0	1-1	34	0	6	389	64.8	4	0
09/20/2025	at Oklahoma	6	274	45.7	49	0	0	4	0	2	1-2	24	0	4	260	65.0	3	0
09/27/2025	at Texas A&M	9	403	44.8	48	0	1	3	0	2	1-1	32	0	3	187	62.3	2	0
10/11/2025	Georgia	4	138	34.5	47	0	0	3	0	0	1-1	25	0	3	192	64.0	1	0
10/18/2025	Missouri	4	169	42.3	47	0	0	3	0	1	1-4	22	0	4	257	64.3	3	0
10/25/2025	at Arkansas	1	32	32.0	32	0	0	0	0	0	6-6	47	0	9	584	64.9	7	0
11/01/2025	Kentucky	7	319	45.6	55	0	0	3	1	3	1-1	27	0	2	128	64.0	1	1
Auburn		39	1655	42.4	55	0	1	21	1	9	13-18	47	0	45	2898	64.4	30	1
Opponents		40	1838	46.0	67	1	4	9	13	11	14-18	53	0	39	2492	63.9	23	0

OPPONENT GAME-BY-GAME

Date	Opponent	Rushing				Receiving				Passing				Kick Returns				Punt Returns				tot off
		no.	yds	td	lg	no.	yds	td	lg	cmp-att-int	yds	td	lg	no.	yds	td	lg	no.	yds	td	lg	
08/29/2025	at Baylor	24	64	0	18	27	419	3	57	27-48-0	419	3	57	2	53	0	33	0	0	0	0	483
09/06/2025	Ball St.	33	-3	0	21	10	71	0	16	10-16-0	71	0	16	3	63	0	25	0	0	0	0	68
09/13/2025	South Alabama	42	140	0	16	18	170	2	25	18-26-1	170	2	25	1	18	0	18	0	0	0	0	310
09/20/2025	at Oklahoma	26	32	1	9	24	271	1	31	24-36-0	271	1	31	0	0	0	0	2	4	0	4	303
09/27/2025	at Texas A&M	47	207	1	38	15	207	0	24	15-22-1	207	0	24	1	18	0	18	3	30	0	19	414
10/11/2025	Georgia	31	79	2	17	24	217	0	30	24-38-0	217	0	30	1	24	0	24	0	0	0	0	296
10/18/2025	Missouri	44	91	3	26	23	252	0	27	23-40-2	252	0	27	0	0	0	0	1	3	0	3	343
10/25/2025	at Arkansas	23	63	1	11	14	268	1	58	14-22-3	268	1	58	2	45	0	28	0	0	0	0	331
11/01/2025	Kentucky	32	79	0	18	18	161	1	32	18-29-2	161	1	32	0	0	0	0	1	11	0	11	240
Opponents		302	752	8	38	173	2036	8	58	173-277-9	2036	8	58	10	221	0	33	7	48	0	19	2788
Auburn		351	1483	15	54	154	1483	6	48	154-252-3	1483	6	48	14	361	1	98	13	54	0	15	2966

Opponents Averages

Games	Avg/ rush	Avg/ catch	Pass effic	KR avg	PR avg	All purpose avg/game	Total offense avg/game
9	2.5	11.8	127.2	22.1	6.9	349.8	309.8

Date	Opponent	Tackles				Sacks	Fumble		Pass Defense			blkd	PAT attempts			off		
		ua	a	total	tfl-yds	no-yds	ff	fr-yds	int-yds	qbh	brup	kick	kick	rush	rcv	saf	t/o	pts
08/29/2025	at Baylor	36	26	62	1.0-14	1-14	1	0-0	0-0	1	3	0	3-3	0	0	0	0	24
09/06/2025	Ball St.	44	14	58	8.0-41	5-33	4	1-0	0-0	0	2	0	0-0	0	0	0	3	3
09/13/2025	South Alabama	42	10	52	2.0-4	1-1	0	0-0	0-0	0	2	0	0-2	0	0	0	0	15
09/20/2025	at Oklahoma	44	30	74	13.0-63	9-44	0	0-0	0-0	3	4	0	1-1	0	0	1	0	24
09/27/2025	at Texas A&M	34	12	46	6.0-36	5-32	0	0-0	0-0	4	4	0	1-1	0	0	0	0	16
10/11/2025	Georgia	41	20	61	4.0-15	1-8	1	1-0	0-0	3	5	0	2-2	0	0	0	3	20
10/18/2025	Missouri	52	10	62	9.0-43	5-29	0	0-0	1-2	3	2	0	2-2	0	0	0	3	23
10/25/2025	at Arkansas	33	58	91	4.0-16	3-13	0	0-0	1-89	2	3	0	3-3	0	0	0	7	24
11/01/2025	Kentucky	42	26	68	13.0-63	7-49	1	1-0	1-0	9	4	0	1-1	0	0	0	0	10
Opponents		368	206	574	60.0-295	37-223	7	3-0	3-91	25	29	0	13-15	0	0	1	16	159
Auburn		369	130	499	64.0-239	25-150	4	4-23	9-193	21	23	1	22-22	1	0	0	31	201

		Punting										Field Goals			Kickoffs				
Date	Opponent	no.	yds	avg	long	blkd	tb	fc	50+	i20	md-att	long	blkd	no.	yds	avg	tb	ob	
08/29/2025	at Baylor	2	75	37.5	43	0	0	0	0	0	1-1	36	0	5	321	64.2	3	0	
09/06/2025	Ball St.	10	467	46.7	67	0	0	2	2	1	1-1	22	0	2	125	62.5	0	0	
09/13/2025	South Alabama	1	39	39.0	39	0	0	0	0	0	1-1	29	0	4	246	61.5	1	0	
09/20/2025	at Oklahoma	5	272	54.4	66	0	0	0	3	1	3-3	49	0	6	379	63.2	3	0	
09/27/2025	at Texas A&M	6	281	46.8	63	0	1	1	2	1	3-5	49	0	5	325	65.0	5	0	
10/11/2025	Georgia	3	159	53.0	60	0	1	1	2	0	2-3	53	0	5	325	65.0	5	0	
10/18/2025	Missouri	5	230	46.0	52	0	2	1	2	1	1-2	24	0	4	260	65.0	3	0	
10/25/2025	at Arkansas	2	46	23.0	29	1	0	0	0	1	1-1	27	0	5	316	63.2	2	0	
11/01/2025	Kentucky	6	269	44.8	57	0	0	4	2	6	1-1	48	0	3	195	65.0	1	0	
Opponents		40	1838	46.0	67	1	4	9	13	11	14-18	53	0	39	2492	63.9	23	0	
Auburn		39	1655	42.4	55	0	1	21	1	9	13-18	47	0	45	2898	64.4	30	1	

Auburn - Individual Game Highs

RUSHES	28	Jeremiah Cobb at Arkansas (10/25/2025)
YARDS RUSHING	153	Jeremiah Cobb at Arkansas (10/25/2025)
TD RUSHES	2 2 2	Jackson Arnold vs South Alabama (09/13/2025) Jeremiah Cobb vs Ball St. (09/06/2025) Jackson Arnold at Baylor (08/29/2025)
LONG RUSH	54	Durell Robinson vs Ball St. (09/06/2025)
PASS ATTEMPTS	33	Jackson Arnold at Texas A&M (09/27/2025)
PASS COMPLETIONS	24	Jackson Arnold vs Ball St. (09/06/2025)
YARDS PASSING	251	Jackson Arnold vs Ball St. (09/06/2025)
TD PASSES	3	Jackson Arnold vs Ball St. (09/06/2025)
LONG PASS	48	Ashton Daniels at Arkansas (10/25/2025)
RECEPTIONS	9	Eric Singleton Jr. at Oklahoma (09/20/2025)
YARDS RECEIVING	108	Cam Coleman vs Missouri (10/18/2025)
TD RECEPTIONS	2	Eric Singleton Jr. vs Ball St. (09/06/2025)
LONG RECEPTION	48	Eric Singleton Jr. at Arkansas (10/25/2025)
PUNTS	9	Hudson Kaak at Texas A&M (09/27/2025)
PUNTING AVG	45.7	Hudson Kaak at Oklahoma (09/20/2025)
LONG PUNT	55	Hudson Kaak vs Kentucky (11/01/2025)
PUNTS INSIDE 20	3	Hudson Kaak vs Kentucky (11/01/2025)
LONG PUNT RETURN	15	Malcolm Simmons vs Ball St. (09/06/2025)
LONG KICKOFF RETURN	98	Rayshawn Pleasant at Baylor (08/29/2025)
TACKLES	13	Xavier Atkins at Arkansas (10/25/2025)
SACKS	2 2 2 2	Xavier Atkins at Arkansas (10/25/2025) Xavier Atkins vs Missouri (10/18/2025) Keyron Crawford vs Ball St. (09/06/2025) Xavier Atkins vs Ball St. (09/06/2025)
TACKLES FOR LOSS	4 4 4	Xavier Atkins at Arkansas (10/25/2025) Robert Woodyard Jr. vs Missouri (10/18/2025) Xavier Atkins vs Ball St. (09/06/2025)

Auburn - Game Highs

RUSHES	52	at Baylor (08/29/2025)
YARDS RUSHING	307	at Baylor (08/29/2025)
YARDS PER RUSH	6.6	Ball St. (09/06/2025)
TD RUSHES	4	at Baylor (08/29/2025)
PASS ATTEMPTS	33	at Texas A&M (09/27/2025)
	33	at Oklahoma (09/20/2025)
	33	Ball St. (09/06/2025)
PASS COMPLETIONS	26	Ball St. (09/06/2025)
YARDS PASSING	271	Ball St. (09/06/2025)
YARDS PER PASS	8.2	Ball St. (09/06/2025)
TD PASSES	3	Ball St. (09/06/2025)
TOTAL PLAYS	71	Kentucky (11/01/2025)
	71	Missouri (10/18/2025)
TOTAL OFFENSE	495	Ball St. (09/06/2025)
YARDS PER PLAY	7.4	Ball St. (09/06/2025)
POINTS	42	Ball St. (09/06/2025)
SACKS BY	6	Ball St. (09/06/2025)
FIRST DOWNS	27	Ball St. (09/06/2025)
PENALTIES	13	at Oklahoma (09/20/2025)
PENALTY YARDS	103	Georgia (10/11/2025)
TURNOVERS	2	Kentucky (11/01/2025)
PUNTS	9	at Texas A&M (09/27/2025)
PUNTING AVG	45.7	at Oklahoma (09/20/2025)
LONG PUNT	55	Kentucky (11/01/2025)
PUNTS INSIDE 20	3	Kentucky (11/01/2025)
LONG PUNT RETURN	15	Ball St. (09/06/2025)

STARTING LINEUPS

OFFENSE	QB	RB	WR	WR	WR/TE	TE	LT	LG	C	RG	RT
at Baylor	Arnold	Alston	Coleman	Singleton	Howard (TE)	Frazier	Chaplin	Wade	Lew	Wright	Murphy
BALL STATE	Arnold	Cobb	Coleman	Singleton	Howard (TE)	Frazier	Chaplin	Wade	Lew	Wright	Murphy
SOUTH ALABAMA	Arnold	Cobb	Coleman	Singleton	Howard (TE)	Frazier	Chaplin	Wade	Lew	Wright	Murphy
at Oklahoma	Arnold	Cobb	Coleman	Singleton	Fields (WR)	Frazier	Chaplin	Wade	Lew	Wright	Murphy
at Texas A&M	Arnold	Cobb	Coleman	Singleton	Simmons (WR)	Frazier	Chaplin	Wade	Lew	Wright	Murphy
GEORGIA	Arnold	Cobb	Coleman	Singleton	Thompson (WR)	Frazier	Chaplin	Wade	Lew	Wright	Murphy
MISSOURI	Arnold	Cobb	Coleman	Singleton	Thompson (WR)	Howard	Chaplin	Wade	Lew	Wright	Murphy
at Arkansas	Arnold	Cobb	Coleman	Singleton	Thompson (WR)	Howard	Chaplin	Wade	Ellis	Wright	Murphy
KENTUCKY	Daniels	Cobb	Coleman	Singleton	Thompson (WR)	Frazier	Chaplin	Wade	Ellis	Wright	Murphy
at Vanderbilt											
MERCER											
ALABAMA											

DEFENSE	DE	DT	DT	BUCK	LB	LB	STAR/LB	CB	CB	CB/S	S
at Baylor	Faulk	Walker	Jamison-Travis	K. Crawford	Woodyard	Atkins	Smith	J. Crawford	Lee	Robinson	Harris
BALL STATE	Faulk	Walker	Jamison-Travis	K. Crawford	Riddick	Atkins	Smith	J. Crawford	Lee	Robinson	Harris
SOUTH ALABAMA	Faulk	Walker	Jamison-Travis	K. Crawford	Riddick	Atkins	Woodyard (LB)	J. Crawford	Lee	Robinson	Harris
at Oklahoma	Faulk	Walker	Jamison-Travis	K. Crawford	Woodyard	Atkins	Louidor-Faustin	Pleasant	Lee	Robinson	Harris
at Texas A&M	Faulk	Blocton	Jamison-Travis	K. Crawford	Woodyard	Atkins	Riddick (LB)	Pleasant	Lee	Robinson	Harris
GEORGIA	Faulk	Blocton	Jamison-Travis	K. Crawford	Woodyard	Atkins	Louidor-Faustin	J. Crawford	Lee	Anthony	Harris
MISSOURI	Faulk	Blocton	Jamison-Travis	K. Crawford	Woodyard	Atkins	Smith	J. Crawford	Lee	Anthony	Robinson
at Arkansas	Faulk	Blocton	Jamison-Travis	K. Crawford	Woodyard	Atkins	Smith	J. Crawford	Lee	Anthony	Harris
KENTUCKY	Faulk	Blocton	Jamison-Travis	K. Crawford	Woodyard	Atkins	Riddick (LB)	J. Crawford	Lee	Anthony	Smith
at Vanderbilt											
MERCER											
ALABAMA											

3rd-Down Conversions

Date	Opponent		Score	Overall		1st Qtr		2nd Qtr		3rd Qtr		4th Qtr		Overtime	
08/29/2025	at Baylor	W	38-24	5-10	50.0	1-2	50.0	1-3	33.3	0-1	0.0	3-4	75.0	0-1	0.0
09/06/2025	Ball St.	W	42-3	6-11	54.5	1-2	50.0	2-4	50.0	0-1	0.0	3-4	75.0	0-0	0.0
09/13/2025	South Alabama	W	31-15	7-13	53.8	1-3	33.3	6-6	100.0	0-3	0.0	0-1	0.0	0-0	0.0
09/20/2025	at Oklahoma	L	17-24	3-15	20.0	1-4	25.0	0-3	0.0	0-3	0.0	2-5	40.0	0-0	0.0
09/27/2025	at Texas A&M	L	10-16	0-13	0.0	0-4	0.0	0-4	0.0	0-2	0.0	0-3	0.0	0-0	0.0
10/11/2025	Georgia	L	10-20	8-17	47.1	5-5	100.0	3-6	50.0	0-3	0.0	0-3	0.0	0-0	0.0
10/18/2025	Missouri	Lot2	17-23	6-16	37.5	2-4	50.0	1-3	33.3	2-3	66.7	1-4	25.0	0-0	0.0
10/25/2025	at Arkansas	W	33-24	3-12	25.0	2-3	66.7	1-3	33.3	0-2	0.0	0-4	0.0	0-0	0.0
11/01/2025	Kentucky	L	3-10	6-16	37.5	2-5	40.0	1-3	33.3	1-2	50.0	2-6	33.3	0-0	0.0
Auburn				44-123	35.8	15-32	46.9	15-35	42.9	3-20	15.0	11-34	32.4	0-1	0.0
Opponents				41-122	33.6	8-28	28.6	9-30	30.0	10-28	35.7	13-34	38.2	0-1	0.0

4th-Down Conversions

Date	Opponent		Score	Overall		1st Qtr		2nd Qtr		3rd Qtr		4th Qtr		Overtime	
08/29/2025	at Baylor	W	38-24	1-1	100.0	0-0	0.0	0-0	0.0	0-0	0.0	1-1	100.0	0-0	0.0
09/06/2025	Ball St.	W	42-3	1-1	100.0	0-0	0.0	1-1	100.0	0-0	0.0	0-0	0.0	0-0	0.0
09/13/2025	South Alabama	W	31-15	3-3	100.0	1-1	100.0	0-0	0.0	2-2	100.0	0-0	0.0	0-0	0.0
09/20/2025	at Oklahoma	L	17-24	1-3	33.3	0-0	0.0	0-1	0.0	0-0	0.0	1-2	50.0	0-0	0.0
09/27/2025	at Texas A&M	L	10-16	0-2	0.0	0-0	0.0	0-0	0.0	0-1	0.0	0-1	0.0	0-0	0.0
10/11/2025	Georgia	L	10-20	1-3	33.3	0-0	0.0	0-0	0.0	0-1	0.0	1-2	50.0	0-0	0.0
10/18/2025	Missouri	Lot2	17-23	0-1	0.0	0-0	0.0	0-0	0.0	0-0	0.0	0-0	0.0	0-0	0.0
10/25/2025	at Arkansas	W	33-24	2-2	100.0	1-1	100.0	0-0	0.0	0-0	0.0	1-1	100.0	0-0	0.0
11/01/2025	Kentucky	L	3-10	1-3	33.3	0-0	0.0	0-1	0.0	0-0	0.0	1-2	50.0	0-0	0.0
Auburn				10-19	52.6	2-2	100.0	1-3	33.3	2-4	50.0	5-9	55.6	0-0	0.0
Opponents				10-16	62.5	2-4	50.0	3-4	75.0	2-3	66.7	3-5	60.0	0-0	0.0

Time of Possession

Date	Opponent		Score	Overall	1st Qtr	2nd Qtr	3rd Qtr	4th Qtr	Overtime
08/29/2025	at Baylor	W	38-24	33:18	07:15	09:26	08:04	08:33	00:00
09/06/2025	Ball St.	W	42-3	29:45	06:11	08:11	05:53	09:30	00:00
09/13/2025	South Alabama	W	31-15	28:33	06:49	08:50	08:40	04:14	00:00
09/20/2025	at Oklahoma	L	17-24	35:34	08:02	10:34	05:22	11:36	00:00
09/27/2025	at Texas A&M	L	10-16	25:54	07:51	05:56	08:42	03:25	00:00
10/11/2025	Georgia	L	10-20	29:48	07:21	14:34	05:47	02:06	00:00
10/18/2025	Missouri	Lot2	17-23	27:13	06:53	03:58	08:03	08:19	00:00
10/25/2025	at Arkansas	W	33-24	37:40	04:42	14:13	08:34	10:11	00:00
11/01/2025	Kentucky	L	3-10	28:14	09:49	05:35	06:15	06:35	00:00
Auburn				Total	275:59	64:53	81:17	65:20	00:00
				Avg.	30:40	07:13	09:02	07:16	00:00
Opponents				Total	264:01	57:24	66:26	58:57	00:00
				Avg.	29:20	06:23	07:23	06:33	00:00

Auburn Inside Opponent Red-Zone

Date	Opponent	Score	Times	Times	Total	Rush	Pass	FGs	Failed to score inside RZ						
			In RZ	Scored	Pts TDs				FGA	Down	Int	Fumb	Half	Game	
08/29/2025	at Baylor	W 38-24	3	3	17 2	2	0	1	1	0	0	0	0	0	0
09/06/2025	Ball St.	W 42-3	2	2	14 2	0	2	0	0	0	0	0	0	0	0
09/13/2025	South Alabama	W 31-15	4	4	24 3	3	0	1	1	0	0	0	0	0	0
09/20/2025	at Oklahoma	L 17-24	3	3	17 2	1	1	1	1	0	0	0	0	0	0
09/27/2025	at Texas A&M	L 10-16	2	2	10 1	1	0	1	1	0	0	0	0	0	0
10/11/2025	Georgia	L 10-20	3	2	10 1	1	0	1	1	0	0	1	0	0	0
10/18/2025	Missouri	L 17-23	5	3	17 2	2	0	1	3	0	0	0	0	0	0
10/25/2025	at Arkansas	W 33-24	6	5	15 0	0	0	5	5	0	1	0	0	0	0
11/01/2025	Kentucky	L 3-10	1	1	3 0	0	0	1	1	0	0	0	0	0	0
Totals 25 of 29 (86.2%)			29	25	127 13	10	3	12	14	0	1	1	0	0	0

Opponents Inside Auburn Red-Zone

Date	Opponent	Score	Times	Times	Total	Rush	Pass	FGs	Failed to score inside RZ						
			In RZ	Scored	Pts TDs				FGA	Down	Int	Fumb	Half	Game	
08/29/2025	Baylor	W 38-24	5	3	17 2	0	2	1	1	2	0	0	0	0	0
09/06/2025	Ball St.	W 42-3	1	1	3 0	0	0	1	1	0	0	0	0	0	0
09/13/2025	South Alabama	W 31-15	4	3	15 2	0	2	1	1	0	0	1	0	0	0
09/20/2025	Oklahoma	L 17-24	4	4	19 2	1	1	2	2	0	0	0	0	0	0
09/27/2025	Texas A&M	L 10-16	2	2	10 1	1	0	1	1	0	0	0	0	0	0
10/11/2025	Georgia	L 10-20	3	3	17 2	2	0	1	1	0	0	0	0	0	0
10/18/2025	Missouri	L 17-23	6	4	23 3	3	0	1	2	0	1	0	0	0	0
10/25/2025	Arkansas	W 33-24	2	2	11 1	1	0	1	1	0	0	0	0	0	0
11/01/2025	Kentucky	L 3-10	1	1	7 1	0	1	0	0	0	0	0	0	0	0
Totals 23 of 28 (82.1%)			28	23	122 14	8	6	9	10	2	1	1	0	0	0

##	Player	GP-GS	Baylor	BSU	USA	OK	AM	UG	MO	AR	UK
0	Robert Woodyard Jr.	9/8	START	XXX	START	START	START	START	START	START	START
0	Damari Alston	4/1	START	XXX	XXX	XXX
1	Champ Anthony	7/4	XXX	XXX	XXX	START	START	START	START
1	Eric Singleton Jr.	9/9	START	START	START	START	START	START	START	START	START
3	Chris Murray	9/0	XXX	XXX	XXX	XXX	XXX	XXX	XXX	XXX	XXX
3	Perry Thompson	9/4	XXX	XXX	XXX	XXX	XXX	START	START	START	START
4	Kayin Lee	9/9	START	START	START	START	START	START	START	START	START
4	Malcolm Simmons	9/1	XXX	XXX	XXX	XXX	START	XXX	XXX	XXX	XXX
5	Jahquez Robinson	9/6	START	START	START	START	START	XXX	START	XXX	XXX
5	Horatio Fields	4/1	XXX	XXX	XXX	START
6	Bryce Cain	9/0	XXX	XXX	XXX	XXX	XXX	XXX	XXX	XXX	XXX
6	Demarcus Riddick	9/4	XXX	START	START	XXX	START	XXX	XXX	XXX	START
8	Cam Coleman	9/9	START	START	START	START	START	START	START	START	START
8	Kaleb Harris	9/7	START	START	START	START	START	START	XXX	START	XXX
9	Deuce Knight	1/0	...	XXX
9	Elijah Melendez	9/0	XXX	XXX	XXX	XXX	XXX	XXX	XXX	XXX	XXX
10	Amaris Williams	8/0	XXX	XXX	XXX	XXX	...	XXX	XXX	XXX	XXX
10	Duke Smith	3/0	...	XXX	XXX	XXX
11	Jackson Arnold	9/8	START	START	START	START	START	START	START	START	XXX
11	Jamonta Waller	0/0
12	Ashton Daniels	2/1	XXX	START
12	Blake Woodby	9/0	XXX	XXX	XXX	XXX	XXX	XXX	XXX	XXX	XXX
13	Raion Strader	9/0	XXX	XXX	XXX	XXX	XXX	XXX	XXX	XXX	XXX
13	Hollis Davidson III	0/0
14	Rayshawn Pleasant	8/2	XXX	XXX	...	START	START	XXX	XXX	XXX	XXX
14	Hudson Kaak	9/0	XXX	XXX	XXX	XXX	XXX	XXX	XXX	XXX	XXX
15	Preston Howard	9/5	START	START	START	XXX	XXX	XXX	START	START	XXX
15	Keldric Faulk	9/9	START	START	START	START	START	START	START	START	START
16	John Colvin	0/0
16	Bryce Deas	8/0	XXX	XXX	XXX	XXX	XXX	XXX	...	XXX	XXX
17	Xavier Atkins	9/9	START	START	START	START	START	START	START	START	START
17	Will Myers	0/0
18	J.J. Faulk	2/0	...	XXX	XXX
18	Sam Turner	3/0	...	XXX	XXX	XXX
19	Sylvester Smith	9/5	START	START	XXX	XXX	XXX	XXX	START	START	START
20	Jacoby Mathews	0/0
21	Durell Robinson	2/0	XXX	XXX
21	AnQuon Fegans	9/0	XXX	XXX	XXX	XXX	XXX	XXX	XXX	XXX	XXX
22	Alvin Henderson	0/0
22	Donovan Starr	8/0	...	XXX	XXX	XXX	XXX	XXX	XXX	XXX	XXX
23	Jeremiah Cobb	9/8	XXX	START	START	START	START	START	START	START	START
23	Jay Crawford	8/7	START	START	START	...	XXX	START	START	START	START
24	Keyron Crawford	9/9	START	START	START	START	START	START	START	START	START
25	Cole Gamble	0/0
25	Eric Winters	9/0	XXX	XXX	XXX	XXX	XXX	XXX	XXX	XXX	XXX
26	Christian Burnette	0/0
26	A'mon Lane-Ganus	0/0
27	Devin Williams	0/0
28	Camden Etheredge	1/0	...	XXX
28	Kensley Louidor-Faustin	8/2	XXX	...	XXX	START	XXX	START	XXX	XXX	XXX
29	Taye Seymore	0/0
29	Omar Mabson II	8/0	...	XXX	XXX	XXX	XXX	XXX	XXX	XXX	XXX
31	Joe Phillips	0/0
32	Cade Carlson	9/0	XXX	XXX	XXX	XXX	XXX	XXX	XXX	XXX	XXX
33	Towns McGough	2/0	XXX	XXX
35	Justin Jones	9/0	XXX	XXX	XXX	XXX	XXX	XXX	XXX	XXX	XXX
35	Dallas Walker	9/0	XXX	XXX	XXX	XXX	XXX	XXX	XXX	XXX	XXX
36	Antwon Fegans	1/0	...	XXX
37	John McGuire	1/0	XXX
38	Alex McPherson	9/0	XXX	XXX	XXX	XXX	XXX	XXX	XXX	XXX	XXX

##	Player	GP-GS	Baylor	BSU	USA	OK	AM	UG	MO	AR	UK
40	Hunter Ousley	2/0	...	XXX	XXX
41	Connor Gibbs	7/0	...	XXX	XXX	XXX	XXX	XXX	XXX	XXX	...
41	Jared Smith	9/0	XXX	XXX	XXX	XXX	XXX	XXX	XXX	XXX	XXX
42	Tate Johnson	8/0	XXX	XXX	XXX	XXX	XXX	XXX	XXX	XXX	...
42	Coleman Granberry	8/0	...	XXX	XXX	XXX	XXX	XXX	XXX	XXX	XXX
43	Caleb Wheatland	2/0	...	XXX	XXX
44	Reed Hughes	9/0	XXX	XXX	XXX	XXX	XXX	XXX	XXX	XXX	XXX
44	Darrion Smith	5/0	XXX	XXX	XXX	...	XXX	XXX
45	Antonio Melendez	0/0
46	Keaton McNutt	0/0
46	Grey Reebals	0/0
47	Malik Blocton	9/5	XXX	XXX	XXX	XXX	START	START	START	START	START
48	Paul Thompson Jr.	9/0	XXX	XXX	XXX	XXX	XXX	XXX	XXX	XXX	XXX
48	Eli Morton	0/0
49	Tyler Brown	0/0
51	Kail Ellis	5/2	...	XXX	...	XXX	XXX	START	START
52	Dillon Wade	9/9	START	START	START	START	START	START	START	START	START
52	William Grier McDuffie	1/0	...	XXX
53	John Henry Flatt	0/0
55	Malachi Harris	0/0
56	Seth Wilfred	0/0
57	Harrison Clemmer	0/0
58	Tai Buster	1/0	...	XXX
59	Isaac Boulger	0/0
60	Cade Barnett	0/0
64	Benton Cantey	0/0
65	Xavier Chaplin	9/9	START	START	START	START	START	START	START	START	START
67	Broderick Shull	0/0
70	Favour Edwin	0/0
71	Dylan Senda	8/0	XXX	XXX	XXX	XXX	XXX	XXX	XXX	XXX	...
72	Izavion Miller	9/0	XXX	XXX	XXX	XXX	XXX	XXX	XXX	XXX	XXX
74	Jacobe' Ward	1/0	...	XXX
75	Connor Lew	7/7	START	START	START	START	START	START	START
76	Mason Murphy	9/9	START	START	START	START	START	START	START	START	START
77	Jeremiah Wright	9/9	START	START	START	START	START	START	START	START	START
78	DeAndre Carter	9/0	XXX	XXX	XXX	XXX	XXX	XXX	XXX	XXX	XXX
79	Tyler Johnson	9/0	XXX	XXX	XXX	XXX	XXX	XXX	XXX	XXX	XXX
80	Will Upton	0/0
81	Erick Smith	0/0
82	N'nonye Marcus	0/0
84	Ryan Ghea	4/0	...	XXX	XXX	XXX	...	XXX
85	Cam'Ron King	1/0	...	XXX
87	Brandon Frazier	9/7	START	START	START	START	START	START	XXX	XXX	START
89	Jake White	1/0	...	XXX
90	Christian Ose-Afiana	0/0
91	Zykeivous Walker	9/4	START	START	START	START	XXX	XXX	XXX	XXX	XXX
92	Jay Hardy	8/0	XXX	XXX	XXX	XXX	XXX	XXX	...	XXX	XXX
93	Joe Frazier Jr.	0/0
93	Charley Schwinger	0/0
95	Jourdin Crawford	7/0	XXX	XXX	...	XXX	XXX	XXX	XXX	XXX	...
96	Malik Autry	7/0	XXX	XXX	XXX	...	XXX	XXX	XXX	XXX	...
97	Bobby Jamison-Travis	9/9	START	START	START	START	START	START	START	START	START
98	James Ash	2/0	...	XXX	XXX
99	Antonio Coleman	0/0

GAME 1 // AUBURN 38, BAYLOR 24 // AUG. 29, 2025 // FOX // MCLANE STADIUM (45,233) // WACO, TEXAS

In his Auburn debut, Jackson Arnold, the 2022 national high school player of the year returned to the Lone Star State and led the Tigers to a 38-24 victory over Baylor Friday at McLane Stadium.

Playing two hours south of his hometown in Denton, Texas, Arnold rushed for 137 yards and two touchdowns while adding 108 passing yards, securing Auburn's win with a 27-yard TD rush late in the fourth quarter on fourth down.

Arnold averaged 8.6 yards per carry on 16 rushes while completing 11 of 17 passes to pace Auburn's 307-yard rushing effort.

Leading 17-10 at the half, Auburn doubled its lead on a 70-yard drive with Arnold's 21-yard run crossing midfield and setting up Jeremiah Cobb's 2-yard touchdown to put the Tigers ahead 24-10 with 5:40 remaining in third quarter.

Baylor answered with a 75-yard drive, cutting Auburn's lead to 24-17 on Sawyer Robertson's touchdown pass to Caden Knighten on fourth-and-goal from the 4-yard line with 58 seconds left in the third quarter.

Rayshawn Pleasant immediately regained momentum for the visitors, fielding Baylor's kickoff at Auburn's 2-yard line in the middle of the field, cutting to his left and racing 98 yards down the sideline to give the Tigers a 31-17 lead with 35 friends and family members in attendance.

Baylor responded with a 79-yard touchdown drive, again trimming the Tigers' lead to seven points on Robertson's third touchdown pass, a 4-yarder to Michael Trigg at the 11:48 of the fourth quarter.

Auburn then consumed more than half of the fourth quarter, putting away the game with a 75-yard, 12-play touchdown drive, with Arnold converting three third downs before beating the Bears at their own game, going for it on fourth-and-1 and scoring on a 27-yard run up the middle for the game's final score with 4:32 remaining.

Baylor took a 3-0 lead on the game's opening possession on Connor Hawkins 36-yard field goal. On their second drive, the Bears had first-and-goal at Auburn's 8-yard line after a 57-yard pass completion, but the Tigers held Baylor to 5 yards on three rushes, then forced an incompletion on fourth down to take over on downs.

Auburn drove 96 yards on 12 plays to take a 7-3 lead with Arnold picking up a first down with a 9-yard run on third-and-7. Consecutive false start penalties gave Auburn first-and-20, but a 26-yard pass from Arnold to Malcolm Simmons picked up a first down at Baylor's 37-yard line. Two plays later, Arnold rushed up the middle behind a block from center Connor Lew and cut to his right for a 24-yard touchdown.

Auburn's defense recorded a three-and-out, then the Tigers claimed a 14-3 with a run-heavy, seven-play, 65-yard drive that Damari Alston capped with a 9-yard touchdown run at the 10:29 mark of the second quarter.

Arnold's 23-yard pass to Cam Coleman set up Alex McPherson's 21-yard field goal with 5:45 left in the first half, giving the Tigers 17 consecutive points. Baylor cut Auburn's lead to 17-10 at the half with 3:21 to play in the half on Robertson's 33-yard touchdown pass on fourth-and-8.

	1	2	3	4	OT	FINAL	FIELD GOAL BREAKDOWN
AUBURN	7	10	14	7	-	38	(21)
BAYLOR	3	7	7	7	-	24	(36)

TEAM	QTR.	TIME	SCORING PLAY	DRIVE	SCORE
Baylor	1	10:36	Hawkins 36-yd FG	13-56, 4:24	0-3
Auburn	1	0:34	Arnold 24-yd rush (McPherson kick)	12-96, 5:53	7-3
Auburn	2	10:29	Alston 9-yd rush (McPherson kick)	7-65, 3:43	14-3
Auburn	2	5:45	McPherson 21-yd FG	7-41, 2:58	17-3
Baylor	2	3:21	Prentice 33-yd pass from Robertson (Hawkins kick)	8-75, 2:24	17-10
Auburn	3	5:40	Cobb 2-yd rush (McPherson kick)	9-71, 4:12	24-10
Baylor	3	0:58	Knighten 4-yd pass from Robertson (Hawkins kick)	10-75, 4:42	24-17
Auburn	3	0:43	Pleasant 98-yd kickoff return (McPherson kick)	-	31-17
Baylor	4	11:48	Trigg 4-yd pass from Robertson (Hawkins kick)	9-79, 3:49	31-24
Auburn	4	4:32	Arnold 27-yd rush (McPherson kick)	12-75, 7:16	38-24



TEAM STATISTICS

	AU	BAY
First Downs	25	23
Rushes-Yards	52-307	24-64
Passing Yards	108	419
Comp-Att-Int	11-17-0	27-48-0
Total Plays-Yards	69-415	72-483
Punts-Avg.	3-39.3	2-37.5
Fumbles-Lost	1-0	0-0
Penalties-Yards	9-83	6-55
3rd Down Conv.	5-10	5-15
Time of Possession	33:18	26:42

INDIVIDUAL STATISTICS

RUSHING

AUBURN - Arnold 16-151 (2 TD), Alston 16-84 (TD), Cobb 16-74 (TD), Singleton 2-10, Robinson 1-3, TEAM 1-(-1)
 BAYLOR - Washington 14-54, Knighten 6-29, Robertson 4-(-19)

PASSING

AUBURN - Arnold 11-17-0-108
 BAYLOR - Robertson 27-48-0-419 (3 TD)

RECEIVING

AUBURN - Singleton 3-20, Fields 2-17, Frazier 2-15, Simmons 1-26, Coleman 1-23, Howard 1-7, Cobb 1-0
 BAYLOR - Wilson 8-134, Trigg 7-99 (TD), Hawkins 4-70, Cameron 2-54, Prentice 2-38 (TD), Washington 2-2, Brown 1-18, Knighten 1-4 (TD)

INTERCEPTIONS

AUBURN - None
 BAYLOR - None

GAME 2 // AUBURN 42, BALL STATE 3 // SEPT. 6, 2025 // ESPNU // JORDAN-HARE STADIUM (88,043) // AUBURN, ALA.

Holding Ball State to minus-3 rushing yards thanks to 14 tackles for loss, Auburn used three Jackson Arnold touchdown passes and two Jeremiah Cobb touchdown runs to defeat Ball State 42-3 Saturday in Kickoff on The Plains at Jordan-Hare Stadium.

After relying on the run in its season-opening win at Baylor, Auburn went to the air early and often in its home opener, with Arnold completing 24 of 28 passes for 251 yards.

With linemen Xavier Chaplin, Dillon Wade and Connor Lew creating a running lane to his left, Cobb broke a tackle at Ball State's 20-yard line and scored on a 46-yard touchdown run to give Auburn a 7-0 lead at the 4:15 mark of the first quarter.

Arnold put Auburn ahead 14-0 in the final minute of the first quarter with a 30-yard touchdown pass to Eric Singleton Jr., who motioned across the field and used his running start to clear the nearest defender by 15 yards for his first Tiger touchdown.

Auburn extended its lead to 21-0 when Arnold connected with an uncovered Horatio Fields for an 11-yard touchdown with 37 seconds left in the first half.

Midway through the third quarter, Cobb cruised 45 yards for his second score to give Auburn a 28-0 lead. Cobb rushed for a career-high 121 yards on 11 carries, averaging 11 yards per rush.

After Ball State recovered an Auburn fumble on the Tigers' 23-yard line, the Cardinals avoided a shutout by kicking a 22-yard field goal late in the third quarter.

Arnold ended his night on a high note, connecting with Singleton for a 13-yard touchdown to give Auburn a 35-3 lead with 12:22 left in the game.

Freshman quarterback Deuce Knight relieved Arnold, rushing for a first down on third-and-10 in his Auburn debut. Knight's first career completion went for 14 yards to Camden Etheredge.

Durrell Robinson capped the scoring with a 54-yard touchdown run with 5:13 to play.

Cam Coleman led Auburn with seven receptions for 77 yards. Sylvester Smith led Auburn with six tackles, all solos. Xavier Atkins delivered a memorable performance with five tackles, including four tackles for loss and a pair of sacks. Keyron Crawford added two sacks while Demarcus Riddick and Jared Smith each made one, helping Auburn hold Ball State to 68 total yards.

For the second straight week, Auburn negated its opponents rushing attack, holding Ball State to negative-3 yards on 33 attempts. In two games, Auburn has allowed only 61 yards rushing.

Keyron Crawford led Auburn with seven tackles and one of the Tigers' four sacks.

	1	2	3	4	OT	FINAL	FIELD GOAL BREAKDOWN
BALL STATE	0	0	3	0	-	3	(22)
AUBURN	14	7	7	14	-	42	52

TEAM	QTR.	TIME	SCORING PLAY	DRIVE	SCORE
Auburn	1	4:15	Cobb 46 yd rush (McPherson kick)	2-55, 0:42	7-0
Auburn	1	0:44	Singleton 30-yd pass from Arnold (McPherson kick)	3-50, 1:11	14-0
Auburn	2	0:37	Fields 11-yd pass from Arnold (McPherson kick)	9-67, 3:14	21-0
Auburn	3	7:32	Cobb 45 yd rush (McPherson kick)	4-79, 1:40	28-0
Ball State	3	1:04	Holmer 22 yd FG	7-19, 3:50	28-3
Auburn	4	12:22	Singleton 13 yd pass from Arnold (McPherson kick)	9-72, 3:36	35-3
Auburn	4	5:13	Robinson 54 yd rush (McPherson kick)	1-54, 0:10	42-3



TEAM STATISTICS

	BSU	AU
First Downs	6	25
Rushes-Yards	33-(-3)	42-266
Passing Yards	71	271
Comp-Att-Int	10-16-0	26-33-0
Total Plays-Yards	49-68	67-495
Punts-Avg.	10-46.7	3-38.0
Fumbles-Lost	2-1	5-1
Penalties-Yards	7-57	8-65
3rd Down Conv.	1-14	6-11
Time of Possession	30:15	29:45

INDIVIDUAL STATISTICS

RUSHING

BALL STATE - Ashley 12-10, Jackson 6-8, Kelly 15-(-21)
 AUBURN - Cobb 11-121 (2 TD), Robinson 2-54 (TD), Mabson 4-25, Knight 4-16, Jones 2-6, Arnold 9-5, TEAM 2-(-3)

PASSING

BALL STATE - Kelly 10-16-0-71
 AUBURN - Arnold 24-28-0-251 (3 TD), Knight 2-5-0-20

RECEIVING

BALL STATE - Weatherly 5-42, Ashley 3-(-2), Robinson 1-16, Magwood 1-15.
 AUBURN - Coleman 7-77, Fields 6-51 (TD), Singleton 4-64 (2 TD), Simmons 4-37, Etheredge 1-14, Howard 1-8, Thompson 1-7, Ghea 1-7, King 1-6

INTERCEPTIONS

BALL STATE - None
 AUBURN - None

GAME 3 // #24 AUBURN 31, SOUTH ALABAMA 15 // SEPT. 13, 2025 // SEC NETWORK // JORDAN-HARE STADIUM (88,043) // AUBURN, ALA.

Jackson Arnold accounted for three touchdowns and the Tigers forced two turnovers to lead No. 24 Auburn to a 31-15 Homecoming victory over South Alabama Saturday at sold-out Jordan-Hare Stadium.

Arnold rushed for 50 yards and two touchdowns on 10 carries while completing 13 of 24 passes for 142 yards and a touchdown.

Jeremiah Cobb logged his second straight 100-yard rushing game, totaling 119 yards on 19 carries with a touchdown, an average of 6.3 yards per attempt.

On the opening drive, Auburn went for it fourth-and-5 from South Alabama's 46, moving the chains on Arnold's 14-yard pass to Eric Singleton Jr., then scoring on the next play on Arnold's 32-yard pass to Cam Coleman.

It was the first of three scoring drives of 10 plays or more for Auburn. South Alabama responded with a 29-yard field goal to cut Auburn's lead to 7-3.

Late in the first quarter, Keyron Crawford made his first career interception, picking off a pass that deflected off a South Alabama receiver. Crawford continued his breakout season, adding two tackles for loss among his five tackles.

Capitalizing on Crawford's takeaway, Auburn needed only five plays to take a 14-3 lead early in the second quarter on Arnold's 6-yard touchdown run, his third rushing TD of the season.

After Auburn's defense forced a three-and-out, Arnold connected with a leaping Horatio Fields for 14 yards on third-and-9 to set up Arnold's second touchdown run, a 5-yarder that put the Tigers on top 21-3 with 9:48 remaining in the second quarter.

South Alabama drove 75 yards and scored on Bishop Davenport's 20-yard pass to Jeremy Scott, trimming the Tigers' lead to 21-9 after a missed extra point attempt.

Auburn answered with its own 75-yard drive, converting three third downs on a 14-play march that ended with Cobb's 2-yard touchdown run, giving the Tigers a 28-9 lead with 40 seconds remaining in the first half. The Tigers were 7-for-9 on third down in the first two quarters.

South Alabama opened the third quarter with an 11-play, 75-yard touchdown drive, scoring on Davenport's 12-yard touchdown pass to Devin Voisin before the Jags missed a second extra point attempt, cutting Auburn's lead to 28-15.

Auburn held the ball for the next 8 minutes and 34 seconds, taking a 31-15 advantage on Alex McPherson's 34-yard field goal with 1:15 to play in the third quarter.

South Alabama drove to Auburn's 17-yard line, but on third-and-8, Jared Smith forced a fumble that Xavier Atkins recovered for the Tigers' second takeaway.

Auburn erased another scoring threat in the fourth quarter, stopping the Jags on fourth down after a 15-play drive.

Kaleb Harris led Auburn with eight tackles, all of them solos including a tackle for loss.



TEAM STATISTICS

	USA	AU
First Downs	20	19
Rushes-Yards	42-140	39-195
Passing Yards	170	142
Comp-Att-Int	18-26-1	13-24-0
Total Plays-Yards	68-310	63-337
Punts-Avg.	1-39.0	2-44.0
Fumbles-Lost	1-1	0-0
Penalties-Yards	5-35	4-43
3rd Down Conv.	7-16	7-13
Time of Possession	31:27	28:33

INDIVIDUAL STATISTICS

RUSHING

SOUTH ALABAMA - Bullock 16-57, Martin 11-34, Davenport 7-27, Phillips 8-26

AUBURN - Cobb 19-119 (TD), Arnold 10-50 (2 TD), Singleton 3-15, Mabson 5-13, TEAM 2-(-2)

PASSING

SOUTH ALABAMA - Davenport 18-26-1-170 (2 TD)

AUBURN - Arnold 13-24-0-142 (TD)

RECEIVING

SOUTH ALABAMA - Eager 8-55, Voisin 4-45 (TD), Jenkins 2-31, Scott 2-21 (TD), Thomas 1-16, Phillips 1-2

AUBURN - Singleton 6-65, Coleman 2-49 (TD), Fields 2-40, Mabson 1-7, Thompson 1-4, Cain 1-(-3)

INTERCEPTIONS

SOUTH ALABAMA - None

AUBURN - K. Crawford 1-1

	1	2	3	4	OT	FINAL	FIELD GOAL BREAKDOWN
SOUTH ALABAMA	3	6	6	0	-	15	(29)
AUBURN	7	21	3	0	-	31	(34)

TEAM	QTR.	TIME	SCORING PLAY	DRIVE	SCORE
Auburn	1	9:09	Coleman 32-yd pass from Arnold (McPherson kick)	12-92, 5:51	7-0
South Alabama	1	3:43	DiBoyan 29-yd FG	12-64, 5:26	7-3
Auburn	2	14:14	Arnold 6-yd rush (McPherson kick)	5-33, 1:30	14-3
Auburn	2	9:48	Arnold 5-yd rush (McPherson kick)	7-54, 2:36	21-3
South Alabama	2	5:24	Scott 20-yd pass from Davenport (kick failed)	10-75, 4:24	21-9
Auburn	2	0:40	Cobb 2-yd rush (McPherson kick)	14-75, 4:44	28-9
South Alabama	3	9:55	Voisin 12-yd pass from Davenport (kick failed)	11-75, 5:05	28-15
Auburn	3	1:15	McPherson 34-yd FG	16-62, 8:34	31-15

GAME 4 // #11 OKLAHOMA 24, #22 AUBURN 17 // SEPT. 20, 2025 // ABC // OKLAHOMA MEMORIAL STADIUM (83,639) // NORMAN, OKLA.

Malcolm Simmons gave the Tigers a fourth-quarter lead but No. 11 Oklahoma answered with a game-winning drive to defeat No. 22 Auburn 24-17 in the SEC opener Saturday at Oklahoma Memorial Stadium.

Trailing 16-10 after Oklahoma opened the fourth quarter with a field goal, the Tigers drove 75 yards on 14 plays, converting on fourth-and-11 from Oklahoma's 38-yard line on Jackson Arnold's 15-yard run.

On fourth-and-6 from the Sooners' 19, a pass interference penalty gave the Tigers a first down at the 4, setting up Simmons' game-tying touchdown and Alex McPherson's tie-breaking extra point with 7:08 to play. Oklahoma (4-0, 1-0) moved 75 yards in six plays, taking a 22-17 lead on John Mateer's 9-yard rush with 4:54 to play. Auburn's final possession ended with a safety when Oklahoma sacked Arnold in the end zone, the Sooners' 10th sack of the game. Tied 10-10 at the half, the teams traded three-and-outs before the Sooners took a 13-10 lead midway through the third quarter.

After another exchange of three-and-outs, Jeremiah Cobb broke a tackle at the line of scrimmage, spun away from another defender 15 yards downfield and picked up 44 yards to Oklahoma's 33-yard line, Auburn's longest rush of the game. After two incompletions and a false start penalty, the Tigers missed a potentially game-tying 50 yard field goal attempt. Oklahoma extended its lead to 16-10 with a 28-yard field goal on the first play of the fourth quarter before Auburn consumed the next 7 minutes and 48 seconds on its go-ahead drive.

Auburn appeared to have scored on defense on the Sooners' first possession when Jahquez Robinson forced a fumble that Kayin Lee recovered and returned for a touchdown, but the play was ruled an incomplete pass after a video review. Oklahoma capitalized on that ruling by kicking a 49-yard to take a 3-0 lead midway through the first quarter.

Pinned at its own 7-yard line after a kick return penalty, Auburn delivered its longest pass play of the season when Arnold threw deep to Cam Coleman for 46 yards. The Tigers drove 87 yards and tied the score at 3-3 on McPherson's 24-yard field goal at the 3:56 mark of the first quarter.

Facing a similar situation in the second quarter after a 66-yard Oklahoma punt, Arnold threw from his end zone on first down, connecting with Coleman for 40 yards before four penalties derailed the drive. Auburn lost 12 yards after a low snap while attempting to punt, giving the Sooners the ball on the Tigers' 12-yard line. A penalty and Bobby Jamison-Travis' tackle for loss sent the Sooners backwards, but Oklahoma took a 10-3 lead on John Mateer's 24-yard touchdown pass to Isaiah Sategna III, who appeared to be exiting the field but stayed inbounds, in an apparent violation of a rule prohibiting substitution deception.

The teams traded three-and-outs, the third for Auburn's defense in the opening half, setting the stage for a game-tying drive. Arnold went 5-for-5 on an eight-play, 60-yard drive, finding Eric Singleton Jr. three times for 27 yards and a pair of first downs. Singleton made a career-high nine receptions for 60 yards. On second-and-goal from Oklahoma's 2-yard line, Arnold threw a fade to Coleman, whose 10th career touchdown and McPherson's extra point tied the score at 10-10 with 1:08 to play in the first half.



TEAM STATISTICS

	AU	OU
First Downs	18	16
Rushes-Yards	36-67	26-32
Passing Yards	220	271
Comp-Att-Int	21-33-0	24-36-0
Total Plays-Yards	69-287	62-303
Punts-Avg.	6-45.7	5-54.4
Fumbles-Lost	0-0	1-1
Penalties-Yards	13-85	9-99
3rd Down Conv.	3-15	3-12
Time of Possession	35:34	24:26

INDIVIDUAL STATISTICS

RUSHING

AUBURN - Cobb 6-61, Alston 7-25, Simmons 1-4 (TD), Arnold 21-(-11), Kaak 1-(-12)

OKLAHOMA - Mateer 10-29 (TD), Blaylock 11-13, Barnes 1-0, Burks 1-(-3), TEAM 1-(-3), Sategna 1-(-4)

PASSING

AUBURN - Arnold 21-32-0-220 (TD); Singleton 0-1-0-0

OKLAHOMA - Mateer 24-36-0-271 (TD)

RECEIVING

AUBURN - Singleton 9-60, Simmons 4-30, Coleman 3-88 (TD), Alston 3-24, Fields 2-18

OKLAHOMA - Sategna 9-127 (TD), Burks 6-40, Kanak 4-62, Lewis 2-29, Blaylock 2-10, Carreon 1-3

INTERCEPTIONS

AUBURN - None

OKLAHOMA - None

	1	2	3	4	OT	FINAL	FIELD GOAL BREAKDOWN
AUBURN	3	7	0	7	-	17	(24) 50
OKLAHOMA	3	7	3	11	-	24	(49) (32) (28)

TEAM	QTR.	TIME	SCORING PLAY	DRIVE	SCORE
Oklahoma	1	8:32	Sandell 49-yd FG	12-39, 4:29	0-3
Auburn	1	3:56	McPherson 24-yd FG	10-87, 4:31	3-3
Oklahoma	2	10:45	Sategna 24-yd pass from Mateer (Sandell kick)	2-12, 0:50	3-10
Auburn	2	1:08	Coleman 2-yd pass from Arnold (McPherson kick)	8-60, 3:17	10-10
Oklahoma	3	8:36	Sandell 32-yd FG	11-46, 4:21	10-13
Oklahoma	4	14:56	Sandell 28-yd FG	8-58, 3:09	10-16
Auburn	4	7:08	Simmons 4-yd rush (McPherson kick)	14-75, 7:48	17-16
Oklahoma	4	4:54	Mateer 9-yd rush (pass failed)	6-75, 2:14	17-22
Oklahoma	4	1:06	Thomas safety	--	17-24

GAME 5 // #9 TEXAS A&M 16, AUBURN 10 // SEPT. 27, 2025 // ESPN // KYLE FIELD (108,449) // COLLEGE STATION, TEXAS

Xavier Atkins' late interception return gave Auburn a chance, but the Tigers fell 16-10 to No. 9 Texas A&M Saturday in front of 108,449, the fifth-largest crowd in Kyle Field history.

Trailing 13-3, Atkins intercepted a deflected pass and returned it 73 yards to Texas A&M's 2-yard line. Jackson Arnold scored on the next play to trim the Aggies' lead to 13-10 with 10:20 left in the game.

Auburn had three chances to tie or take the lead after the Tigers' defense forced a pair of punts and a field goal, but Auburn failed to pick up a first down on any of the opportunities on a day in which Auburn went 0-for-13 on third down, 0-for-2 on fourth down, and was outgained 414-177.

Trailing 13-3 at the half, Auburn crossed midfield on both of its third quarter drives but failed to score, getting stopped on fourth down on the first possession and having to punt on the second after a holding penalty.

On his way to career-high 10 tackles, Atkins dominated a second-half series for Auburn's defense, making all three tackles in a three-and-out, including a strip sack on third down that the Aggies recovered. Robert Woodyard Jr. added nine tackles to help Auburn limit the Aggies to one touchdown and three field goals.

In the first half, the Aggies(4-0, 1-0) struck quickly after forcing a three-and-out on the game's opening possession, needing only four plays to move 66 yards. A 24-yard pass and a 38-yard run set up Le'Veon Moss for a 1-yard touchdown and a 7-0 Aggies lead at the 12:14 mark of the first quarter.

Eric Winters' first career sack forced a punt on the Aggies' second possession. Keyron Crawford's fourth sack of the season ended Texas A&M's next drive, giving Auburn the ball at the Aggies' 43-yard line after a short punt.

Unable to capitalize on the advantageous field position, Auburn went three-and-out, trailing 7-0 after the first quarter.

After the Tigers' defense forced a third consecutive punt, Auburn produced its longest drive of the game, moving 57 yards on eight plays, 37 coming on Arnold's deep pass to Eric Singleton Jr. down the right sideline. Singleton led Auburn with five receptions for 56 yards.

A personal foul penalty advanced Auburn to the Aggies' 14-yard line, but after a pair of incompletions and a false start penalty, the Tigers settled for Alex McPherson's 32-yard field goal, trailing 7-3 at the 10:50 mark in the second quarter.

Texas A&M added two Randy Bond field goals to lead 13-3 at the half.



TEAM STATISTICS	AU	TAMU
First Downs	9	21
Rushes-Yards	24-52	47-207
Passing Yards	125	207
Comp-Att-Int	18-33-0	15-22-1
Total Plays-Yards	57-177	69-414
Punts-Avg.	9-44.8	6-46.8
Fumbles-Lost	0-0	2-0
Penalties-Yards	10-69	13-119
3rd Down Conv.	0-13	3-14
Time of Possession	25:54	34:06

INDIVIDUAL STATISTICS
RUSHING
AUBURN - Cobb 6-28, Arnold 15-11 (TD), Alston 2-10, Singleton 1-3
TEXAS A&M - Moss 21-139 (TD), Owens 3-52, Daniels 12-42, Morris 1-1, Boerkircher 1-1, TEAM 2-(-5), Reed 7-(-23).

PASSING
AUBURN - Arnold 18-33-0-125
TEXAS A&M - Reed 15-22-1-207

RECEIVING
AUBURN - Singleton 5-56, Frazier 5-28, Coleman 4-18, Simmons 2-7, Cobb 1-11, Alston 1-5.
TEXAS A&M - Concepcion 7-113, Craver 4-34, Niblack 1-23, Bethel-Roman 1-18, Bussey 1-10, Boerkircher 1-9

INTERCEPTIONS
AUBURN - Atkins 1-73
TEXAS A&M - None

	1	2	3	4	OT	FINAL	FIELD GOAL BREAKDOWN
AUBURN	0	3	0	7	-	10	(32)
TEXAS A&M	7	6	0	3	-	16	(33) (49) 50 49 (44)

TEAM	QTR.	TIME	SCORING PLAY	DRIVE	SCORE
Texas A&M	1	12:14	Moss 1 yd rush (Bond kick)	4-66, 1:41	0-7
Auburn	2	10:50	McPherson 32 yd FG	8-57, 2:38	3-7
Texas A&M	2	6:49	Bond 33 yd FG	9-60, 4:01	3-10
Texas A&M	2	1:45	Bond 49 yd FG	8-25, 2:53	3-13
Auburn	3	10:20	Arnold 2 yd rush (McPherson kick)	1-2, 0:17	10-13
Texas A&M	3	2:42	Bond 44 yd FG	5-21, 2:28	10-16

GAME 6 // #10 GEORGIA 20, AUBURN 10 // OCT. 11, 2025 // ABC // JORDAN-HARE STADIUM (88,043) // AUBURN, ALA.

A costly and controversial goal-line fumble proved pivotal Saturday in the Deep South's Oldest Rivalry, helping No. 10 Georgia defeat Auburn 20-10 Saturday at Jordan-Hare Stadium.

With Auburn on the verge of taking a 17-0 lead late in the first half, a video review upheld the officials' on-field ruling that Jackson Arnold fumbled before crossing the goal line on a quarterback sneak from the 1-yard-line.

It ended up being a 10-point swing, souring an otherwise festive night in which Auburn retired Cam Newton's jersey and Tiger fans packed the stadium for a program-record 18th consecutive sellout.

Trailing 13-10, the Tigers ran only three plays in the fourth quarter before Georgia put together a 16-play, 78-yard touchdown drive, taking a 20-10 lead with 1:53 remaining on Gunner Stockton's 10-yard run to secure the Bulldogs' ninth straight series win.

Before that drive, Auburn had a chance to take a fourth-quarter lead when Eric Singleton Jr. raced past a Georgia defensive back, diving for a deep pass that was just beyond his reach.

Xavier Atkins again led Auburn's defense with eight tackles. Elijah Melendez and Robert Woodyard Jr. both recorded sacks for the Tigers, who held Georgia without a third-down conversion until the fourth quarter.

Consuming nearly half of the first quarter, Auburn drove 75 yards on 14 plays on the opening possession, taking a 7-0 lead on Arnold's 2-yard touchdown run.

Arnold completed 5 of 6 passes for 27 yards and carried four times for 13 yards on the drive, helping Auburn convert all four of its third-down plays. Arnold finished 19 for 31 for 137 yards, adding a game-high 55 rushing yards on 13 attempts.

Robert Woodyard Jr. sacked Stockton on Georgia's first possession, forcing a punt after two Bulldog first downs.

Auburn then chewed up the rest of the first quarter, taking a 10-0 lead on Alex McPherson's 25-yard field goal early in the second quarter.

After the Tigers' defense forced consecutive three-and-outs, Auburn engineered another mammoth drive, devouring 7 minutes and 55 seconds in 15 plays, gaining 79 yards but coming away empty-handed on the goal-line fumble.

Georgia (5-1, 3-1) then drove 88 yards in 12 plays, getting on the scoreboard with a 29-yard field goal with 13 seconds left in the half to cut Auburn's lead to 10-3.

Both teams were stopped on fourth down on their first second-half possessions before Georgia used two explosive pass plays to set up Chauncey Bowens' 2-yard touchdown run, tying the score at 10-10 midway through the third quarter.

Georgia's only sack of the game forced an Auburn punt, then the Bulldogs took a 13-10 lead on Peyton Woodring's 53-yard field goal with 1:22 remaining in the third quarter.



TEAM STATISTICS	UGA	AU
First Downs	21	18
Rushes-Yards	31-79	36-140
Passing Yards	217	137
Comp-Att-Int	24-38-0	19-31-0
Total Plays-Yards	69-296	67-277
Punts-Avg.	3-53.0	4-34.5
Fumbles-Lost	0-0	1-1
Penalties-Yards	6-60	11-103
3rd Down Conv.	5-14	8-17
Time of Possession	30:12	29:48

INDIVIDUAL STATISTICS
RUSHING
GEORGIA - Stockton 9-26 (TD), Frazier 10-24, McCray 6-24, Bowens 4-5, TEAM 2-0
AUBURN - Arnold 13-55 (TD), Cobb 12-50, Simmons 1-14, Singleton 2-13, Alston 7-9, TEAM 1-(-1)

PASSING
GEORGIA - Stockton 24-37-0-212, Bell 0-1-0-0
AUBURN - Arnold 19-31-0-137

RECEIVING
GEORGIA - Branch 9-57, Young 3-48, Jones 3-19, Humphreys 2-25, Frazier 2-17, Delp 2-9, Thomas 1-30, Luckie 1-7
AUBURN - Coleman 7-50, Howard 4-33, Singleton 3-14, Thompson 2-18, Ghea 1-13, Frazier 1-7, Simmons 1-2

INTERCEPTIONS
GEORGIA - None
AUBURN - None

	1	2	3	4	OT	FINAL	FIELD GOAL BREAKDOWN
GEORGIA	0	3	10	7	-	20	(29) (53) 45
AUBURN	7	3	0	0	-	10	(25)

TEAM	QTR.	TIME	SCORING PLAY	DRIVE	SCORE
Auburn	1	7:39	Arnold 2 yd rush (McPherson kick)	14-75, 5:21	7-0
Auburn	2	13:41	McPherson 25 yd FG	12-70, 5:32	10-0
Georgia	2	0:13	Woodring 29 yd FG	12-88, 1:19	10-3
Georgia	3	7:23	Bowens 2 yd rush (Woodring kick)	5-63, 1:47	10-10
Georgia	3	1:22	Woodring 53 yd FG	9-25, 4:20	10-13
Georgia	4	1:53	Stockton 10 yd rush (Woodring kick)	16-78, 8:45	10-20

GAME 7 // #16 MISSOURI 23, AUBURN 17 (2 OT) // OCT. 18, 2025 // SEC NETWORK // JORDAN-HARE STADIUM (88,043) // AUBURN, ALA.

No. 16 Missouri led off double overtime with a touchdown run, then stopped Auburn on fourth down to win 23-17 Saturday at sold-out Jordan-Hare Stadium.

Missouri (6-1, 2-1) converted on third-and-10 to lead off the second overtime period, then took the lead on Beau Pribula's 3-yard touchdown run. An incompletion on the 2-point try kept Auburn within six points, but the home Tigers lost yardage on two of their four plays, ending the game on an incompletion.

Auburn went first in overtime and lost seven yards on its possession, missing a 50-yard field goal attempt. Missouri missed a chance to win the game when its 38-yard field goal attempt was wide right.

Trailing 10-7 at the half, Auburn's Xavier Atkins continued his elite productivity by recording his fourth sack of the season on the opening possession of the third quarter. Atkins and Robert Woodyard Jr. led Auburn with 11 tackles each.

Jeremiah Cobb's 41-yard run gave Auburn a first down at Missouri's 26-yard line but the Tigers missed a chance to tie when a 38-yard field goal attempt bounced off the right upright.

After Auburn's defense forced another punt shy of midfield, the Tigers put together perhaps their best drive of the season, marching 86 yards in 12 plays, converting on third-and-5 on Jackson Arnold's 7-yard pass to Cam Coleman.

Cobb picked up 12 yards to give Auburn first-and-goal at Missouri's 5-yard line. After two quarterback runs netted 4 yards, hometown freshman Omar Mabson II scored his first career touchdown on his first carry of the game, giving Auburn a 14-10 lead with 35 seconds left in the third quarter.

After Auburn's defense allowed zero yards on three plays and forced a third second-half punt, Cobb crossed the 100-yard mark for the third time in his career with a 23-yard run.

On the next play, Arnold and Coleman teamed up for a 37-yard completion, setting up Alex McPherson's 22-yard field goal, giving Auburn a 17-10 lead with 10:31 to play in the game.

Capitalizing on two 15-yard Auburn penalties, Missouri tied the score at 17-17 on Ahmad Hardy's 3-yard touchdown run at the 5:07 mark of the fourth quarter.

On third-and-10, Auburn gained 34 yards when Arnold scrambled and found Perry Thompson for a 34-yard gain into Missouri territory, but Auburn was forced to punt, despite ample contact from a Missouri defensive back on Coleman on a deep incompletion, giving the ball back to Missouri with 3 minutes to go.

Auburn's Crawfords – Keyron and Jay – made clutch plays to preserve the tie after Missouri advanced to Auburn's 30-yard line. Keyron Crawford's sack moved Missouri to the brink of field goal position, then on third-and-23, Jay Crawford intercepted Beau Pribula's pass at the 17-yard line to force overtime.



TEAM STATISTICS

	MIZ	AU
First Downs	26	19
Rushes-Yards	44-91	41-150
Passing Yards	252	207
Comp-Att-Int	23-40-2	18-30-1
Total Plays-Yards	84-343	71-357
Punts-Avg.	5-46.0	4-42.2
Fumbles-Lost	1-0	0-0
Penalties-Yards	4-50	4-40
3rd Down Conv.	0-0	0-1
Time of Possession	32:47	27:13

INDIVIDUAL STATISTICS

RUSHING

MISSOURI - Hardy 24-58 (2 TD), Pribula 16-28 (TD), Roberts 3-6, TEAM 1-(-1)

AUBURN - Cobb 19-111, Simmons 2-24, Arnold 17-14 (TD), Jones 1-1, Mabson 1-1 (TD), TEAM 1-(-1)

PASSING

MISSOURI - Pribula 23-40-2-252

AUBURN - Arnold 18-30-1-207

RECEIVING

MISSOURI - Olugbode 5-69, Manning 5-63, Coleman Jr. 4-61, Johnson 4-26, Roberts 2-13, Norfleet 2-9, Hardy 1-11

AUBURN - Coleman 6-108, Singleton 6-32, Thompson 4-60, Howard 1-7, Wright 1-0

INTERCEPTIONS

MISSOURI - Pride 1-2

AUBURN - Lee 1-0, J. Crawford 1-0

	1	2	3	4	OT	FINAL	FIELD GOAL BREAKDOWN
MISSOURI	3	7	0	7	6	23	(24) 38
AUBURN	7	0	7	3	0	17	40 38 (22) 50

TEAM	QTR.	TIME	SCORING PLAY	DRIVE	SCORE
Auburn	1	9:54	Arnold 1 yd rush (McPherson kick)	12-75, 5:06	7-0
Missouri	1	1:44	Meyer 24 yd FG	10-24, 5:05	7-3
Missouri	2	10:21	Hardy 2 yd rush (Meyer kick)	9-65, 4:48	7-10
Auburn	3	0:35	Mabson 1 yd rush (McPherson kick)	12-86, 4:58	14-10
Auburn	4	10:31	McPherson 22 yd FG	8-73, 3:52	17-10
Missouri	4	5:07	Hardy 3 yd rush (Meyer kick)	5-60, 1:09	17-17
Missouri	OT2	-	Pribula 3 yd rush (pass failed)	7-25	17-23

GAME 8 // AUBURN 33, ARKANSAS 24 // OCT. 25, 2025 // SEC NETWORK // REYNOLDS RAZORBACK STADIUM (68,922) // FAYETTEVILLE, ARK.

Rayshawn Pleasant intercepted two fourth-quarter passes, returning the first for a go-ahead touchdown and securing Auburn's 33-24 victory with his second on a soggy Saturday at Reynolds Razorback Stadium.

Alex McPherson kicked a career-high six field goals, the Tigers forced four turnovers in the final 15 minutes and outscored Arkansas 17-0 in the fourth quarter to earn their first SEC victory.

Trailing 21-10 at the half, the Tigers turned to quarterback Ashton Daniels, who made his Auburn debut.

After Pleasant returned the opening kick of the second half 49 yards, Jeremiah Cobb rushed for 20 yards on the next play, going over the 100-yard mark on the drive for the second straight game and the fourth time this season, finishing with career highs of 28 carries and 153 yards.

Auburn advanced to the Razorbacks' 4-yard line but had to settle for a 23-yard field goal by McPherson, trimming Arkansas' lead to 21-13. Auburn's defense forced a three-and-out, then Justin Jones blocked the Razorbacks' punt, giving the Tigers excellent field position at the Arkansas 43-yard line.

Daniels rushed for 15 yards to set up McPherson's 43-yard field goal, pulling the Tigers within one score at 21-16 with 5:05 left in the third quarter.

Arkansas answered with a 27-yard field goal after a 50-yard completion to lead 24-16 with 57 seconds remaining in the third quarter.

On the last play of the quarter, Daniels connected with Eric Singleton Jr. for a 48-yard gain to the Razorbacks' 25-yard line.

For the third time in the second half, Auburn's drive ended short of the goal line, leading to McPherson's career-best fourth field goal, a 26-yarder, cutting the Razorbacks' lead to 24-19 with 12:03 to play.

After showing blitz, Auburn dropped eight in pass coverage, with Pleasant intercepting Taylen Green's pass and returning it 49 yards for a pick-six that gave Auburn a 27-24 lead with 9:15 remaining.

Xavier Atkins punctuated his otherworldly performance by forcing a fumble after an Arkansas completion that Sylvester Smith recovered and returned 23 yards, setting up McPherson's 47-yard field goal, his fifth of the game, giving Auburn a 30-24 lead with 6:23 to play. Atkins led Auburn with 13 tackles, two sacks, four tackles for loss and a forced fumble.

Needing a touchdown to take the lead, Arkansas went to the air, but Pleasant was there again, picking off Green at Auburn's 45 and returning it 17 yards, setting up McPherson's final field goal, a 37-yarder with 1:06 to play.

Scoring on its first possession for the third straight game, Auburn then took a 7-0 lead on Cam Coleman's spectacular one-handed 23-yard touchdown catch on a well-placed pass from Jackson Arnold midway through the first quarter.

Pinned at its own 6-yard line after a short Arkansas punt, Auburn put together a 15-play, 76-yard drive, taking a 10-0 lead early in the second quarter on McPherson's 36-yard field goal with 12:05 remaining in the first half.



TEAM STATISTICS

	AU	ARK
First Downs	22	14
Rushes-Yards	50-230	23-63
Passing Yards	150	268
Comp-Att-Int	13-20-1	14-22-3
Total Plays-Yards	70-380	45-331
Punts-Avg.	1-32.0	2-23.0
Fumbles-Lost	1-0	1-1
Penalties-Yards	4-35	3-12
3rd Down Conv.	3-12	3-7
Time of Possession	37:40	22:20

INDIVIDUAL STATISTICS

RUSHING

AUBURN - Cobb 28-153, Daniels 7-35, Singleton 4-18, Mabson 3-18, Arnold 6-9, TEAM 2-(-3)

ARKANSAS - Washington 12-41, Green 7-14, Russell 3-7 (TD), Lassiter 1-1

PASSING

AUBURN - Arnold 7-12-1-73 (TD), Daniels 6-8-0-77

ARKANSAS - Green 14-22-3-268 (TD)

RECEIVING

AUBURN - Simmons 3-17, Singleton 2-56, Coleman 2-27 (TD), Cobb 2-19, Frazier 2-12, Mabson 1-10, Thompson 1-9

ARKANSAS - Blake 6-61, Jones 3-127, Sharpe 2-63 (TD), Brown 2-6, Washington 1-11

INTERCEPTIONS

AUBURN - Pleasant 2-66 (TD), Louidor-Faustin 1-11

ARKANSAS - Walker 1-89 (TD)

	1	2	3	4	OT	FINAL	FIELD GOAL BREAKDOWN
AUBURN	7	3	6	17	-	33	(36) (23) (43) (26) (47) (37)
ARKANSAS	0	21	3	0	-	24	(27)

TEAM	QTR.	TIME	SCORING PLAY	DRIVE	SCORE
Auburn	1	7:52	Coleman 23 yd pass from Arnold (McPherson kick)	9-67, 4:42	7-0
Auburn	2	12:05	McPherson 36 yd FG	15-76, 7:46	10-0
Arkansas	2	8:36	Sharpe 58 yd pass from Green (Starzyk kick)	6-83, 3:22	10-7
Arkansas	2	5:24	Russell 2 yd rush (Starzyk kick)	4-48, 2:09	10-14
Arkansas	2	0:48	Walker 89 yd interception return (Starzyk kick)	-	10-21
Auburn	3	10:21	McPherson 23 yd FG	9-46, 4:30	13-21
Auburn	3	5:05	McPherson 43 yd FG	6-18, 3:50	16-21
Arkansas	3	0:57	Starzyk 27 yd FG	9-66, 4:08	16-24
Auburn	4	12:03	McPherson 26 yd FG	8-73, 3:49	19-24
Auburn	4	9:15	Pleasant 49 yd interception return (Daniels rush)	-	27-24
Auburn	4	6:23	McPherson 47 yd FG	4-5, 2:10	30-24
Auburn	4	1:06	McPherson 37 yd FG	8-19, 3:21	33-24

GAME 9 // KENTUCKY 10, AUBURN 3 // NOV. 1, 2025 // SEC NETWORK // JORDAN-HARE STADIUM (88,043) // AUBURN, ALA.

Kentucky sacked Auburn's quarterbacks seven times and scored the game's only touchdown on the opening drive of the third quarter to earn its first SEC victory, beating the Tigers 10-3 Saturday at Jordan-Hare Stadium.

Trailing 10-3 early in the fourth quarter, Jackson Arnold relieved Ashton Daniels for a drive that began at the Tigers' 8-yard line.

Jeremiah Cobb opened the possession with a 19-yard run, then Auburn picked up another first down on Arnold's 12-yard pass to Omar Mabson II, but the Tigers were unable to cross midfield after a second-down sack led to a punt.

Kensley Louidor-Faustin's third-down sack forced a Kentucky punt that gave Auburn another chance for a game-tying drive with 5:18 to play from its 17 yard-line, but Kentucky sacked Arnold on third down, leading to a three-and-out.

AnQuon Fegans gave Auburn another glimmer of hope, returning his first career interception 16 yards and crossing midfield before fumbling back to the Wildcats with 2:56 left in the game.

After Auburn forced a punt, the Tigers reinserted Daniels with 2:12 to play and the ball at Auburn's 9-yard line.

The Tigers converted on fourth-and-6 on a pass to Cam Coleman, then advanced to Kentucky's 35-yard line on a 19-yard completion to Preston Howard before Kentucky intercepted Daniels' desperation heave in the end zone on the game's final play.

Daniels completed 13 of 28 passes for 108 yards and rushed for 48 yards on 15 carries.

Tied 3-3 at the half, Kentucky (2-6, 1-5) opened the third quarter with a 10-play, 75-yard touchdown drive, taking a 10-3 lead on Cutter Boley's 13-yard pass to Kendrick Law.

After a scoreless first quarter, Kentucky used three explosive runs to gain 40 yards, setting up Jacob Kauwe's 48-yard field goal for a 3-0 lead at the 11:40 mark of the second quarter.

Auburn crossed midfield late in the quarter on Daniels' 26-yard run but a fourth-down sack ended the drive and gave the Wildcats the ball on the Tigers' 49-yard line with 1:42 to play in the half.

Freshman Elijah Melendez picked a perfect time to record his first career interception, picking off Boley and returning it 27 yards to the Wildcats' 35-yard line with a minute left in the half.

Two Cobb runs gained 20 yards, setting up Alex McPherson's game-tying 27-yard field goal with two seconds remaining before halftime. Cobb led Auburn with 72 rushing yards on 20 carries.

Auburn's leading tackler in all six conference games, Xavier Atkins led the Tigers with eight tackles. Amaris Williams added a sack and two tackles for loss. The Tigers held Kentucky to 240 yards of total offense, including 79 rushing yards on 32 attempts, an average of 2.5 yards per carry.



TEAM STATISTICS	UK	AU
First Downs	16	17
Rushes-Yards	32-79	40-118
Passing Yards	161	123
Comp-Att-Int	18-29-2	15-31-1
Total Plays-Yards	61-240	71-241
Punts-Avg.	6-44.8	7-45.6
Fumbles-Lost	0-0	1-1
Penalties-Yards	3-20	4-26
3rd Down Conv.	6-13	6-16
Time of Possession	31:46	28:14

INDIVIDUAL STATISTICS

RUSHING

KENTUCKY - McGowan 21-53, Dowdell 3-11, Law 1-10, Boley 6-7, TEAM 1-(-2)

AUBURN - Cobb 20-72, Daniels 15-48, Mabson 2-10, Arnold 3-(-12)

PASSING

KENTUCKY - Boley 18-29-2-161 (TD)

AUBURN - Daniels 13-28-1-108, Arnold 2-3-0-15

RECEIVING

KENTUCKY - Law 6-49 (TD), C. Miller 3-28, Farrier 2-45, Kattus 2-20, McGowan 2-1, Rodriguez 1-8, Gilmore 1-7, D. Miller 1-3

AUBURN - Coleman 5-34, Thompson 3-17, Mabson 2-25, Frazier 2-16, Singleton 2-12, Howard 1-19

INTERCEPTIONS

KENTUCKY - Lovett 1-0

AUBURN - E. Melendez 1-27, AnQ. Fegans 1-15

	1	2	3	4	OT	FINAL	FIELD GOAL BREAKDOWN
KENTUCKY	0	3	7	0	-	10	(48)
AUBURN	0	3	0	0	-	3	(27)

TEAM	QTR.	TIME	SCORING PLAY	DRIVE	SCORE
Kentucky	2	11:40	Kauwe 48 yd FG	9-44, 4:10	0-3
Auburn	2	0:02	McPherson 27 yd FG	7-26, 0:58	3-3
Kentucky	3	9:27	Law 13 yd pass from Boley (Kauwe kick)	10-75, 5:33	10-3

LAST TIME...

TEAM

TEAM SCORING

50 Points Scored by Team

By Auburn: Auburn 73, Alabama A&M 3, Aug. 31, 2024
By Opponent: #1 Alabama 52, Auburn 21, Nov. 24, 2018

40 Points Scored by Team

By Auburn: Auburn 42, Ball State 3, Sept. 6, 2025
By Opponent: Auburn 43, #15 Texas A&M 41, Nov. 23, 2024

30 Points Scored by Team

By Auburn: Auburn 31, South Alabama 15, Sept. 13, 2025
By Opponent: Auburn 43, #15 Texas A&M 41, Nov. 23, 2024

TEAM OFFENSE

35 First Downs

By Auburn: 36 vs. ULM, Oct. 1, 2016
By Opponent: --

30 First Downs

By Auburn: 32 at Arkansas, Nov. 11, 2023
By Opponent: 31 by Mississippi State, Nov. 13, 2021

TEAM RUSHING

500 Yards Rushing

By Auburn: 543 vs. #17 Arkansas, Oct. 22, 2016
By Opponent: --

400 Yards Rushing

By Auburn: 467 vs. Kent State, Sept. 14, 2019
By Opponent: 448 by #9 Ole Miss, Oct. 15, 2022

300 Yards Rushing

By Auburn: 307 at Baylor, Aug. 29, 2025
By Opponent: 448 by #9 Ole Miss, Oct. 15, 2022

300 Yards Rushing in Consecutive Games

By Auburn: 316 vs. Akron, 367 vs. Alabama State, Sept. 4/11, 2021

70 Rushing Attempts

By Auburn: 74 vs. #5 Missouri [SECCG], Dec. 7, 2013
By Opponent: --

60 Rushing Attempts

By Auburn: 62 vs. Kent State, Sept. 14, 2019
By Opponent: 69 by #9 Ole Miss, Oct. 15, 2022

50 Rushing Attempts

By Auburn: 52 at Baylor, Aug. 29, 2025
By Opponent: 54 by #13 Alabama, Nov. 30, 2024

7+ Rushing TD

By Auburn: 7 vs. #17 Arkansas, Oct. 22, 2016
By Opponent: --

6+ Rushing TD

By Auburn: 6 vs. UMass, Sept. 2, 2023
By Opponent: 6 by #2 Georgia, Oct. 8, 2022

5+ Rushing TD

By Auburn: 6 vs. UMass, Sept. 2, 2023
By Opponent: 6 by #2 Georgia, Oct. 8, 2022

4+ Rushing TD

By Auburn: 4 at Baylor, Aug. 29, 2025
By Opponent: 4 by #13 Alabama, Nov. 30, 2024

TEAM PASSING

450 Yards Passing

By Auburn: 451 vs. Alabama A&M, Aug. 31, 2024
By Opponent: 500 by Northwestern, Jan. 1, 2010 [Outback]

400 Yards Passing

By Auburn: 451 vs. Alabama A&M, Aug. 31, 2024
By Opponent: 419 by Baylor, Aug. 29, 2025

350 Yards Passing

By Auburn: 451 vs. Alabama A&M, Aug. 31, 2024
By Opponent: 419 by Baylor, Aug. 29, 2025

300 Yards Passing

By Auburn: 301 at #13 Alabama, Nov. 30, 2024
By Opponent: 419 by Baylor, Aug. 29, 2025

50+ Passing Attempts

By Auburn: 50 vs. Georgia, Nov. 16, 2019
By Opponent: 59 by Western Kentucky, Nov. 19, 2022

30+ Pass Completions

By Auburn: 30 vs. Georgia, Nov. 16, 2019
By Opponent: 42 by Mississippi State, Nov. 5, 2022

5+ Passing TD

By Auburn: 5 vs. ULM, Nov. 16, 2024
By Opponent: 6 by Mississippi State, Nov. 13, 2021

4+ Passing TD

By Auburn: 5 vs. ULM, Nov. 16, 2024
By Opponent: 6 by Mississippi State, Nov. 13, 2021

3+ Passing TD

By Auburn: 3 vs. Ball State, Sept. 6, 2025
By Opponent: 3 by Baylor, Aug. 29, 2025

TOTAL OFFENSE

700+ Yards

By Auburn: 706 vs. Arkansas St., Sept. 10, 2016
By Opponent: --

600+ Yards

By Auburn: 628 vs. Alabama A&M, Aug. 31, 2024
By Opponent: 602 by Texas A&M, Oct. 19, 2013

500+ Yards

By Auburn: 507 vs. ULM, Nov. 16, 2024
By Opponent: 563 by #22 LSU, Oct. 14, 2023

Ran 90+ Plays

By Auburn: 90 vs. Ole Miss, Nov. 2, 2019
By Opponent: 90 by Ole Miss, Oct. 29, 2016

Ran 80+ Plays

By Auburn: 80 at #1 Alabama, Nov. 28, 2020
By Opponent: 87 by #15 Texas A&M, Nov. 23, 2024

TOTAL DEFENSE

Shutout

By Auburn: 62-0 vs. Alabama State, Sept. 11, 2021
By Opponent: 49-0 at #2 Alabama, Nov. 24, 2012

Did not allow an offensive touchdown

By Auburn: 42-3 vs. Ball State, Sept. 6, 2025
By Opponent: 10-3 Kentucky, Nov. 1, 2025

Held Opponent to 300 Yards Total Offense

By Auburn: 240 vs. Kentucky, Nov. 1, 2025
By Opponent: 241 by Kentucky, Nov. 1, 2025

Held Opponent to 200 Yards Total Offense

By Auburn: 68 vs. Ball State, Sept. 6, 2025
By Opponent: 177 at #9 Texas A&M, Sept. 27, 2025

Held Opponent to 100 Yards Rushing

By Auburn: 79 vs. Kentucky, Nov. 1, 2025
By Opponent: 52 by #9 Texas A&M, Sept. 27, 2025

Held Opponent to 50 Yards Rushing

By Auburn: 32 at #11 Oklahoma, Sept. 20, 2025
By Opponent: 22 by #3 Alabama, Nov. 27, 2021

Held Opponent to 100 Yards Passing

By Auburn: 71 vs. Ball State, Sept. 6, 2025
By Opponent: 93 by #8 Alabama, Nov. 25, 2023

Held Opponent to 10 or Fewer First Downs

By Auburn: 6 vs. Ball State, Sept. 6, 2025
By Opponent: 9 by #9 Texas A&M, Sept. 27, 2025

Recorded 10+ Sacks

By Auburn: 11 vs. #8 Alabama, Nov. 19, 2005
By Opponent: 10 by #11 Oklahoma, Sept. 20, 2025

3+ Interceptions

By Auburn: 3 vs. Alabama St., Sept. 8, 2018
By Opponent: 4 by Arkansas, Sept. 21, 2024

Scored a Safety

By Auburn: vs. Akron (Team), Sept. 4, 2021
By Opponent: by #11 Oklahoma (Team), Sept. 20, 2025

LAST TIME...

MISC.

Did Not Commit a Turnover

By Auburn: at #9 Texas A&M, Sept. 27, 2025
By Opponent: by #10 Georgia, Oct. 11, 2025

Did Not Commit a Penalty

By Auburn: vs. ULM, Nov. 16, 2024

Scored on Offense, Defense & Special Teams

By Auburn: vs. Arkansas, Oct. 16, 2021 (4 offense [2 pass, 2 rush], 1 defense [fumble recovery TD], 1 special teams [1 FG])
By Opponent: by #11 Oklahoma, Sept. 20, 2025 (2 offense [1 pass, 1 rush], 1 defense [safety], 3 special teams (3 FGs))

Scored a 2-Point Conversion

By Auburn: at #13 Alabama [Jarquez Hunter rush], Nov. 30, 2024
By Opponent: by #19 Missouri [Brady Cook rush], Oct. 19, 2024

INDIVIDUAL - OFFENSE

RUSHING

200 Yards Rushing

By Auburn: 278 by Jarquez Hunter at Kentucky, Oct. 26, 2024
By Opponent: 271 by Derrick Henry of #2 Alabama, Nov. 28, 2015

150 Yards Rushing

By Auburn: 278 by Jarquez Hunter at Kentucky, Oct. 26, 2024
By Opponent: 171 by Raheim Sanders of Arkansas, Oct. 29, 2022

100 Yards Rushing

By Auburn: 119 by Jeremiah Cobb vs. South Alabama, Sept. 13, 2025
By Opponent: 139 by Le'Veon Moss of #9 Texas A&M, Sept. 27, 2025

100 Yards Rushing in the First Half

By Auburn: 131 (9 att.) by Jarquez Hunter at Vanderbilt, Nov. 4, 2023

100 Yards Rushing in the First Quarter

By Auburn: 121 (4 att.) by Jarquez Hunter at Vanderbilt, Nov. 4, 2023

100 Yards Rushing In Consecutive Games

By Auburn: by Jeremiah Cobb vs. Ball State (121) & vs. South Alabama (119), Sept. 6 & 13, 2025

100 Yards Rushing In Three Consecutive Games

By Auburn: by J. Hunter vs. Miss State (144), at Vanderbilt (183), at Arkansas (109), Oct. 28/Nov. 4/11, 2023

3 Players with 100 Yards Rushing

By Auburn: 135 by Ja'Tarvious Whitlow, 102 by Joey Gatewood and 102 by Shaun Shivers vs. Kent State, Sept. 14, 2019
By Opponent: 139 by Quinshon Judkins, 136 by Zach Evans and 115 by Jaxson Dart of #9 Ole Miss, Oct. 15, 2022

2 Players with 100 Yards Rushing

By Auburn: 134 by J. Hunter, 121 by R. Ashford at #7 Alabama, Nov. 26, 2022
By Opponent: 139 by Quinshon Judkins, 136 by Zach Evans and 115 by Jaxson Dart of #9 Ole Miss, Oct. 15, 2022

4+ TD

By Auburn: 5 by Kerryon Johnson at Missouri, Sept. 23, 2017
By Opponent: --

3+ TD

By Auburn: 3 by Jarquez Hunter vs. #15 Texas A&M, Nov. 23, 2024
By Opponent: 3 by Jalen Milroe of #13 Alabama, Nov. 30, 2024

2+ TD

By Auburn: 2 by Jackson Arnold vs. South Alabama, Sept. 13, 2025
By Opponent: 3 by Jalen Milroe of #13 Alabama, Nov. 30, 2024

Had an 80-Yard Run

By Auburn: 94 by Jarquez Hunter vs. Alabama State, Sept. 11, 2021
By Opponent: 88 by Lamical Perine of #10 Florida, Oct. 5, 2019

Had a 70-Yard Run

By Auburn: 94 by Jarquez Hunter vs. Alabama State, Sept. 11, 2021
By Opponent: 79 by Amari Daniels of Texas A&M, Sept. 23, 2023

Had a 60-Yard Run

By Auburn: 67 by Jarquez Hunter at Vanderbilt, Nov. 4, 2023
By Opponent: 79 by Amari Daniels of Texas A&M, Sept. 23, 2023

RECEIVING

200 Yards Receiving

By Auburn: 206 by Sammie Coates at #2 Alabama, Nov. 29, 2014
By Opponent: 204 by Tyler Johnson of #16 Minnesota [Outback], Jan. 1, 2020

150 Yards Receiving

By Auburn: 156 by KeAndre Lambert-Smith vs. Arkansas, Sept. 21, 2024
By Opponent: 157 by Brock Bowers of #1 Georgia, Sept. 30, 2023

100 Yards Receiving

By Auburn: 116 by KeAndre Lambert-Smith at #13 Alabama, Nov. 30, 2024
By Opponent: 113 by KC Concepcion III of #9 Texas A&M, Sept. 27, 2025

100 Yards Receiving In Consecutive Games

By Auburn: by KeAndre Lambert-Smith vs. ULM (104), vs. #15 Texas A&M (104) & at Alabama (116), Nov. 16-30, 2024

100 Yards Receiving In Three Consecutive Games

By Auburn: by KeAndre Lambert-Smith vs. ULM (104), vs. #15 Texas A&M (104) & at Alabama (116), Nov. 16-30, 2024

2 Players with 100 Yards Receiving

By Auburn: 128 by Cam Coleman & 104 by KeAndre Lambert-Smith vs. #15 Texas A&M, Nov. 23, 2024
By Opponent: 161 by Callen Hightower & 118 by Trent Cowan of Idaho, Nov. 21, 2015

2 Players with 100 Yards Receiving In Consecutive Games

By Auburn: by Cam Coleman vs. ULM (100) & vs. #15 Texas A&M (128) & KeAndre Lambert-Smith vs. ULM (104) & vs. #15 Texas A&M (104), Nov. 16 & 23, 2024

4+ TD

By Auburn: 4 by Alexander Wright vs. Pacific, Sept. 9, 1989
By Opponent: 4 by Mike Evans of #7 Texas A&M, Oct. 19, 2013

3+ TD

By Auburn: 3 by Cam Coleman vs. ULM, Nov. 16, 2024
By Opponent: 3 by Jaylen Waddle of #5 Alabama, Nov. 30, 2019

2+ TD

By Auburn: 2 by Eric Singleton Jr. vs. Ball State, Sept. 6, 2025
By Opponent: 2 by Nyziah Hunter of California, Sept. 7, 2024

Caught a TD in Consecutive Games

By Auburn: by Cam Coleman vs. South Alabama (1) & at #11 Oklahoma (1), Sept. 20, 2025

Caught a TD in 3 Consecutive Games

By Auburn: by Cam Coleman vs. ULM (3) vs. #15 Texas A&M (2) & at #13 Alabama (1), Nov. 16-30, 2024

Caught a TD in 4 Consecutive Games

By Auburn: by Seth Williams at #17 Texas A&M (1), vs. Mississippi State (2), at #10 Florida (1) and at Arkansas (2), 2019

Caught a TD in 5 Consecutive Games

By Auburn: by Seth Williams at #17 Texas A&M (1), vs. Mississippi State (2), at #10 Florida (1), at Arkansas (2) and at #2 LSU (1), 2019

Caught 15 Passes in a Game

By Auburn: 17 by Willie Goshua at Arkansas, Oct. 28, 1995
By Opponent: --

Caught 10 Passes in a Game

By Auburn: 10 by Anthony Schwartz vs. Arkansas, Oct. 10, 2020
By Opponent: 12 by Malachi Corley of Western Kentucky, Nov. 19, 2022

Caught 7+ Passes in a Game

By Auburn: 7 by Cam Coleman vs. #10 Georgia, Oct. 11, 2025
By Opponent: 9 by Zachariah Branch of #10 Georgia, Oct. 11, 2025

PASSING

400 Yards Passing

By Auburn: 456 by Nick Marshall at #2 Alabama, Nov. 29, 2014
By Opponent: 419 by Sawyer Robertson of Baylor, Aug. 29, 2025

300 Yards Passing

By Auburn: 301 by Payton Thorne #13 Alabama, Nov. 30, 2024
By Opponent: 419 by Sawyer Robertson of Baylor, Aug. 29, 2025

50+ Pass Attempts

By Auburn: 50 by Bo Nix vs. Georgia, Nov. 16, 2019
By Opponent: 55 by Austin Reed of Western Kentucky, Nov. 19, 2022

40+ Pass Attempts

By Auburn: 41 by Payton Thorne at #13 Alabama, Nov. 30, 2024
By Opponent: 48 by Sawyer Robertson of Baylor, Aug. 29, 2025

30+ Pass Completions

By Auburn: 30 by Bo Nix vs. Georgia, Nov. 16, 2019
By Opponent: 42 by Will Rogers of Mississippi State, Nov. 5, 2022

LAST TIME...

5+ TD

By Auburn: 5 by Payton Thorne vs. ULM, Nov. 16, 2024
By Opponent: 6 by Will Rogers of Mississippi State, Nov. 13, 2021

4+ TD

By Auburn: 5 by Payton Thorne vs. ULM, Nov. 16, 2024
By Opponent: 6 by Will Rogers of Mississippi State, Nov. 13, 2021

3+ TD

By Auburn: 3 by Jackson Arnold vs. Ball State, Sept. 6, 2025
By Opponent: 3 by Sawyer Robertson of Baylor, Aug. 29, 2025

Threw 3+ TD in Consecutive Games

By Auburn: by Jarrett Stidham at Texas A&M (3), vs. Georgia (3), Nov. 4/11, 2017

Completed an 80-Yard Pass

By Auburn: 91 by Bo Nix to Anthony Schwartz vs. LSU, Oct. 31, 2020
By Opponent: 99 by AJ McCarron to Amari Cooper of #1 Alabama, Nov. 30, 2013

Completed a 70-Yard Pass

By Auburn: 71 by Bo Nix to Demetris Robertson at #19 Arkansas, Oct. 16, 2021
By Opponent: 73 by Marcel Reed to Noah Thomas of #15 Texas A&M, Nov. 23, 2024

Completed a 60-Yard Pass

By Auburn: 63 by Payton Thorne to Cam Coleman & 60 Payton Thorne to K. Lambert-Smith vs. #15 Texas A&M, Nov. 23, 2024
By Opponent: 73 by Marcel Reed to Noah Thomas of #15 Texas A&M, Nov. 23, 2024

INDIVIDUAL - DEFENSE

TACKLES

Had 15+ Tackles in a Game

By Auburn: 16 by Owen Pappoe at #9 Ole Miss, Oct. 15, 2022
By Opponent: 15 by Keaton Thomas of Baylor, Aug. 29, 2025

Had 10+ Tackles in a Game

By Auburn: 10 by Xavier Atkins at #9 Texas A&M, Sept. 27, 2025
By Opponent: 10 by CJ Allen of #10 Georgia, Oct. 11, 2025

Had 3.0+ TFL in a Game

By Auburn: 4.0 by Xavier Atkins vs. Ball State, Sept. 6, 2025
By Opponent: 3.0 by DeJuan Echoles Jr. of Ball State, Sept. 6, 2025

Had 3.0+ Sacks in a Game

By Auburn: 3.0 by Jalen McLeod at Arkansas, Nov. 11, 2023
By Opponent: 3.0 by Montez Sweat of Mississippi St., Oct. 6, 2018

INTERCEPTIONS

Intercepted 3+ Passes in a Game

By Auburn: 4 by Junior Rosegreen at #10 Tennessee, Oct. 2, 2004
By Opponent:

Intercepted 2+ Passes in a Game

By Auburn: 2 by Daniel Thomas vs. Alabama St., Sept. 8, 2018
By Opponent: 2 by TJ Metcalf of Arkansas, Sept. 21, 2024

Intercepted a Pass in Consecutive Games

By Auburn: Zion Puckett vs. #13 Ole Miss/vs. Mississippi State, Oct. 21/28, 2023

Returned an INT for a TD

By Auburn: Jaylin Simpson [50 yards] vs. UMass, Sept. 2, 2023
By Opponent: Kip Lewis of #21 Oklahoma [63 yards], Sept. 28, 2024

FUMBLE RECOVERIES / FORCED FUMBLES

Recovered 2+ Fumbles in a Game

By Auburn: 2 by Derrick Brown at #10 Florida, Oct. 5, 2019
By Opponent: 2 by Leo Lewis of Mississippi State, Sept. 28, 2019

Forced 2+ Fumbles in a Game

By Auburn: 2 by Jalen McLeod at #13 Alabama, Nov. 30, 2024
By Opponent: 3 by DeJuan Echoles Jr. of Ball State, Sept. 6, 2025

Forced & Recovered a Fumble in a Game

By Auburn: by Keldric Faulk at #13 Alabama, Nov. 30, 2024
By Opponent: by Joey Stemler of Ball State, Sept. 6, 2025

Returned a Fumble for a TD

By Auburn: by Antonio Kite [0 yards], at #19 Missouri, Oct. 19, 2024
By Opponent: by Micheal Clemons [24 yards] of #13 Texas A&M, Nov. 6, 2021

SPECIAL TEAMS

KICKING

Kicked 6+ Field Goals in a Game

By Auburn: 6 by Daniel Carlson vs. #17 LSU, Sept. 24, 2016
By Opponent:

Kicked 5+ Field Goals in a Game

By Auburn: 6 by Daniel Carlson vs. #17 LSU, Sept. 24, 2016
By Opponent: 5 by Daniel LaCamera of #17 Texas A&M, Sept. 17, 2016

Kicked 4+ Field Goals in a Game

By Auburn: 4 by Anders Carlson vs. Georgia State, Sept. 25, 2021
By Opponent: 4 by Seth Small of #13 Texas A&M, Nov. 6, 2021

Kicked a 50-Yard Field Goal

By Auburn: 53 by Alex McPherson at Texas A&M, Sept. 23, 2023
By Opponent: 53 by Peyton Woodring of #10 Georgia, Oct. 11, 2025

Kicked 2+ 50-Yard Field Goals in a Game

By Auburn: Daniel Carlson (52, 54) at Missouri, Sept. 23, 2017

Kicked a 50-Yard Field Goal in Consecutive Games

By Auburn: Daniel Carlson vs. Wisconsin (51) [Outback] and vs. Louisville (56), 2015

PUNTING

Had a 70-Yard Punt

By Auburn: 71 by Oscar Chapman vs. #1 Georgia, Sept. 30, 2023
By Opponent: 78 by Reid Bauer of Arkansas, Oct. 29, 2022

Had a 60-Yard Punt

By Auburn: 62 by Oscar Chapman vs. #21 Oklahoma, Sept. 28, 2024
By Opponent: 60 by Brett Thorson of #10 Georgia, Oct. 11, 2025

Had 4+ Punts Inside the 20 in a Game

By Auburn: 5 by Oscar Chapman at #19 Missouri, Oct. 19, 2024
By Opponent: 6 by Aidan Laros of Kentucky, Nov.1, 2025

BLOCKS

Blocked a Field Goal

By Auburn: by Colby Wooden vs. Alabama State, Sept. 11, 2021 (returned for TD by Nehemiah Pritchett, 80 yards)
By Opponent: by Dan Jackson of #5 Georgia, Oct. 5, 2024

Blocked 2 Field Goals

By Auburn: 2 by Alton Moore at #19 Georgia, Nov. 10, 2001

Blocked a Field Goal in Consecutive Games

By Auburn: by Marlon Davidson at Mississippi St. & vs. Tennessee, Oct. 6 & 13, 2018

Blocked a Field Goal in 3 Consecutive Games

By Auburn: by Marlon Davidson at Mississippi St., vs. Tennessee, at Ole Miss, Oct. 6, 13 & 20, 2018

Blocked a Punt

By Auburn: Caylin Newton vs. Mississippi State, Nov. 13, 2021
By Opponent: P. Hanrahan of Mississippi St., Sept. 12, 2009

Blocked 2+ Punts

By Auburn: 2 by Justin Fetsko vs. ULM, Nov. 1, 2003

Blocked a PAT

By Auburn: 1 by Montravius Adams at Ole Miss, Oct. 29, 2016
By Opponent: 1 by Daniel McCullers of Tennessee, Nov. 9, 2013

Blocked 2+ PAT

By Auburn: 2 by Charles Dorsey vs. LSU, Sept. 19, 1998

RETURNS

Returned a Kickoff for a TD

By Auburn: by Rayshawn Pleasant at Baylor [98 yards], Aug. 29, 2025
By Opponent: by Lideatrick Griffin of Mississippi State [92 yards], Nov. 5, 2022

Returned a Punt for a TD

By Auburn: by Keionte Scott at Arkansas [74 yards], Nov. 11, 2023
By Opponent: by DJ Chark of LSU [75 yards], Oct. 13, 2017

CAREER RECORD UPDATES

Games Played

Player	Seasons	Games
1. Luke Deal.....	2019-24	64
2. John Samuel Shenker.....	2018-22	61
3. Oscar Chapman.....	2020-24	59
TD Moultry.....	2017-21	59
5. Alec Jackson.....	2018-22	56
Anders Carlson.....	2018-22	56
7. James Joseph.....	1986-90	55
8. Tre Smith.....	2002-06	54
9. Andrew Williams.....	2015-18	53
Daniel Carlson.....	2014-17	53
Derrick Brown.....	2016-19	53
Dontavius Russell.....	2015-18	53
Shedrick Jackson.....	2018-22	53
Brandon Frazier.....	2020-25	53
Zykeivous Walker.....	2020-25	53

Completion Percentage (Min. 150 completions)

Player	Seasons	Att	Comp	Pct
1. Cam Newton.....	2010	280	185	.661
2. Jason Campbell.....	2001-04	854	552	.646
3. Jarrett Stidham.....	2017-18	739	470	.636
4. Jeremy Johnson.....	2013-17	282	179	.635
-- Jackson Arnold.....	2025-	210	133	.633

Punting Average (Min. 50 punts)

Player	Seasons	No	Yards	Avg
1. Terry Daniel.....	1992-94	169	7522	44.51
2. Arryn Siposs.....	2018-19	117	5150	44.00
3. Kody Bliss.....	2003-06	202	8861	43.87
4. Oscar Chapman.....	2020-23	245	10675	43.57
5. Damon Duval.....	1999-02	227	9842	43.40
6. Jaret Holmes.....	1996-97	110	4676	42.51
-- Hudson Kaak.....	2025-	39	1655	42.44

Receiving Yardage

Player	Seasons	Rec	Yards
1. Terry Beasley.....	1969-71	141	2507

25. Eli Stove.....	2016-20	136	1186
26. Clifton Robinson.....	1997-00	91	1167
27. Tim Christian.....	1966-68	78	1126
28. Ja'Varrius Johnson.....	2020-23	64	1114
29. Terrell Zachery.....	2007-10	71	1106
30. Cam Coleman.....	2024-	74	1072

Touchdown Receptions

Player	Seasons	Rec	TD
1. Terry Beasley.....	1969-71	141	29

9. Philip Lutzenkirchen.....	2009-12	59	14
Lawyer Tillman.....	1985-88	93	14
-- Cam Coleman.....	2024-	74	11

Touchdown Receptions (TE)

Player	Seasons	Rec	TD
1. Philip Lutzenkirchen.....	2009-12	59	14

10. Tommy Trott.....	2006-09	45	3
Gabe McKenzie.....	2006-08	29	3
Cole Bennett.....	2003-07	20	3
Jessie McCovery.....	1994-96	8	3
Fred Baxter.....	1990-92	57	3
Mike Edwards.....	1981	9	3
Robby Robinett.....	1970-71	24	3
-- Brandon Frazier.....	2020-	24	2

Touchdown Receptions (RB)

Player	Seasons	Rec	TD
1. Mario Fannin.....	2007-10	97	9

4. Onterio McCalebb.....	2009-12	45	3
Brad Lester.....	2005-08	26	3
Tre Smith.....	2002-06	26	3
Fred Beasley.....	1995-97	31	3
Stephen Davis.....	1994-95	22	3
Harold Morrow.....	1994-95	46	3
Tommie Agee.....	1983-86	28	3
Mickey Zofko.....	1970	34	3
-- Jeremiah Cobb.....	2023-	17	2

Rushing Yardage

Player	Seasons	Att	Avg	Yards
1. Bo Jackson.....	1982-85	650	6.62	4303

38. Mitzi Jackson.....	1973-75	243	5.65	1373
39. Mario Fannin.....	2007-10	233	5.86	1366
40. William Andrews.....	1976-78	267	5.04	1347
41. Ed Dyas.....	1958-60	261	4.97	1298
42. Fred Beasley.....	1994-97	282	4.40	1241
43. Tom Bryan.....	1964-66	265	4.32	1144
44. Jeremiah Cobb.....	2023-	199	5.54	1103

Most Points Kicking

Player	Seasons	FG	PAT	Pts
1. Daniel Carlson.....	2014-17	92	198	474

9. Jorge Portela.....	1977-79	38	74	188
10. John Riley.....	1967-69	31	80	173
Alex McPherson.....	2022-	33	74	173

Field Goals Made

Player	Seasons	Pct	FGA	FGM
1. Daniel Carlson.....	2014-17	.807	114	92

7. Al Del Greco.....	1980-83	.609	69	42
8. Cody Parkey.....	2010-13	.745	53	39
9. Jorge Portela.....	1977-79	.613	62	38
10. Scott Etheridge.....	1992-93	.791	43	34
-- Alex McPherson.....	2022-	.868	38	33

Field Goal Percentage (Min. 10 Made)

Player	Seasons	FGM	FGA	Pct
1. Alex McPherson.....	2022-	33	38	.868
2. Daniel Carlson.....	2014-17	92	114	.807
3. Scott Etheridge.....	1992-93	34	43	.791

PATs Made

Player	Seasons	Pct	Att	Made
1. Daniel Carlson.....	2014-17	1.000	198	198

8. Gardner Jett.....	1970-72	.942	104	98
9. Win Lyle.....	1987-89	.990	96	95
10. Matt Hawkins.....	1994-95	.932	88	82
-- Alex McPherson.....	2022-	1.000	74	74

SINGLE-SEASON RECORD UPDATES

Kickoff Return Average (Min. 10 Returns)

Player	Year	Ret	Yards	Avg
1. Nehemiah Pritchett	2021	10	313	31.30
2. Demond Washington	2009	16	497	31.06
3. Onterio McCalebb	2011	11	388	30.73
4. Johnathan Ford	2015	15	429	28.60
5. David Langner	1972	13	369	28.28
6. Noah Igbinoghene	2018	11	311	28.27
7. Rick Neel	1975	17	478	28.12
8. Kerryon Johnson	2015	14	386	27.57
9. James Brooks	1979	21	577	27.48
10. Tristan Davis	2008	24	657	27.38
-- Rayshawn Pleasant	2025	12	314	26.17

Sacks (starting 1981)

Player	Year	Total Yds	Sacks
1. Nick Fairley.....	2010	74	11.5
2. Gary Walker.....	1994	69	11.0
Kevin Greene.....	1984	64	11.0
Craig Ogletree.....	1989	62	11.0
5. Dee Ford.....	2013	96	10.5
6. Jeff Holland.....	2017	67	10.0
Antonio Coleman.....	2009	60	10.0
Gerald Robinson.....	1985	71	10.0
Mike Pelton.....	1994	61	10.0
10. Corey Lemonier.....	2011	66	9.5
Quentin Groves.....	2006	62	9.5
Reggie Torbor.....	2003	64	9.5
-- Xavier Atkins.....	2025	35	7.0

Tackles for Loss (starting 1981)

Player	Year	Total Yds	TFL
1. Nick Fairley.....	2010	106	24.0
2. Antonio Coleman.....	2007	84	18.5
3. Antonio Coleman.....	2009	75	16.5
4. Deshaun Davis.....	2018	43	15.0
5. Dee Ford.....	2013	101	14.5
6. Reggie Torbor.....	2003	77	14.0
Tracy Rucker.....	1988	38	14.0
8. Xavier Atkins.....	2025	57	14.0
9. Nick Coe.....	2018	61	13.5
Carl Lawson.....	2016	77	13.5
Corey Lemonier.....	2011	79	13.5
Stanley McClover.....	2005	65	13.5

Pass Receptions

Player	Year	Yards	Avg	Rec
1. Ryan Davis	2017	815	9.70	84
2. Ryan Davis	2018	546	7.91	69
3. Darvin Adams	2009	997	16.62	60
4. Seth Williams	2019	830	14.07	59
5. Willie Goshu	1995	811	13.98	58
Frank Sanders	1994	910	15.69	58
7. Ronney Daniels	1999	1068	19.07	56
8. Terry Beasley	1971	846	15.38	55
9. Courtney Taylor.....	2006	704	13.04	54
Anthony Schwartz	2020	636	11.78	54
-- Eric Singleton Jr.....	2025	379	9.48	40

Rushing Yardage

Player	Year	Att	Avg	Yards
1. Tre Mason	2013	317	5.73	1816
2. Bo Jackson.....	1985	278	6.42	1786
3. Cameron Artis-Payne	2014	303	5.31	1608
4. Rudi Johnson	2000	324	4.84	1567
5. Cam Newton.....	2010	264	5.62	1473
6. Brent Fullwood.....	1986	167	8.33	1391
Kerryon Johnson	2017	285	4.88	1391
8. Ben Tate.....	2009	263	5.18	1362
9. James Brooks	1980	261	5.03	1314
10. Carnell Williams	2003	241	5.42	1307
11. Kenny Irons	2005	256	5.05	1293
12. Stephen Davis.....	1994	221	5.71	1263
13. Michael Dyer	2011	242	5.13	1242
14. Kamryn Pettway.....	2016	209	5.86	1224
15. Bo Jackson.....	1983	158	7.68	1213
16. James Brooks	1979	163	7.41	1208
17. James Bostic	1993	199	6.06	1205
Joe Cribbs	1978	253	4.76	1205
19. Jarquez Hunter	2024	187	6.42	1201
20. Carnell Williams	2004	239	4.87	1165
21. Joe Cribbs	1979	200	5.60	1120
22. Tank Bigsby.....	2021	223	4.93	1099
23. Michael Dyer	2010	182	6.01	1093
24. Nick Marshall	2013	172	6.21	1068
Stephen Davis.....	1995	180	5.93	1068
26. Peyton Barber.....	2015	238	4.27	1017
27. Ronnie Brown.....	2002	175	5.76	1008
28. Jimmy Sidle.....	1963	185	5.44	1006
29. Monk Gafford.....	1942	132	7.61	1004
30. Tre Mason	2012	171	5.86	1002
-- Jeremiah Cobb	2025	137	5.76	789

Field Goals Made

Player	Year	Pct	FGA	FGM
1. Daniel Carlson	2016	.875	32	28
2. Daniel Carlson	2015	.852	27	23
Daniel Carlson	2017	.742	31	23
4. Scott Etheridge.....	1992	.786	28	22
5. John Vaughn.....	2006	.833	24	20
Anders Carlson.....	2020	.909	22	20
7. Daniel Carlson	2014	.750	24	18
Anders Carlson.....	2019	.720	25	18
9. Wes Byrum	2010	.773	22	17
Wes Byrum	2007	.739	23	17
Jim Von Wyl.....	1990	.773	22	17
-- Alex McPherson.....	2025	.813	16	13

BROADCAST BIOS - OFFENSE**1****ERIC SINGLETON****JR • WR • 5-10 • 180****Atlanta, Ga.****Georgia Tech****CAREER GAME HIGHS**

Rec.: 9 (at Oklahoma, 2025)
 Rec. Yds: 117 (vs. UNC, 2023)
 Rec. TDs: 2 (vs. Ball State, 2025)
 Long Rec.: 58 (at Virginia, 2023)
 100 yd games: 3 (last vs. NC State, 2024)
 • CAREER: 1,847 receiving yards, 11 TD ... 199 rushing yards, 1 TD ... 12 total TD ... 2,287 all-purpose yards ... 8th in FBS with a catch in 33 straight games ... leads AU with 40 receptions

2025 SEASON GAME HIGHS

Rec.: 9 (at Oklahoma)
 Rec. Yds: 65 (vs. South Alabama)
 Rec. TDs: 2 (vs. Ball State)
 Long Rec.: 48 (at Arkansas)
 100 yd games: --
 ... 2,287 all-purpose yards ... 8th in FBS with a catch in 33 straight games ... leads AU with 40 receptions

**3****PERRY THOMPSON****SO • WR • 6-3 • 220****Foley, Ala.****Foley HS****CAREER GAME HIGHS**

Rec.: 4 (vs. Missouri, 2025)
 Rec. Yds: 82 (vs. Alabama A&M, 2024)
 Rec. TDs: 1 (vs. Alabama A&M, 2024)
 Long Rec.: 70 (vs. Alabama A&M, 2024)
 100 yd games: --
 • 241 career yards on 17 receptions with one touchdown ... played in 10 games as a true freshman ... first career start against Georgia ... 4 receptions for 60 yards vs. Mizzou

2025 SEASON GAME HIGHS

Rec.: 4 (vs. Missouri)
 Rec. Yds: 60 (vs. Missouri)
 Rec. TDs: --
 Long Rec.: 34 (vs. Missouri)
 100 yd games: --

**4****MALCOLM SIMMONS****SO • WR • 6-0 • 186****Montgomery, Ala.****Benjamin Russell HS****CAREER GAME HIGHS**

Rec.: 6 (vs. ULM, 2024)
 Rec. Yds: 91 (vs. Alabama A&M, 2024)
 Rec. TDs: 1 (3x, last vs. ULM, 2024)
 Long Rec.: 57 (vs. Alabama, 2024)
 100 yd games: --
 • Finished frosh season with 40 receptions for 451 yards and three scores ... ranks fifth all-time among AU freshmen ... 4 catches for 30 yards at OU ... added first career rushing TD

2025 SEASON GAME HIGHS

Rec.: 4 (vs. Ball State)
 Rec. Yds: 37 (vs. Ball State)
 Rec. TDs: --
 Long Rec.: 26 (at Baylor)
 100 yd games: --

**5****HORATIO FIELDS****SR • WR • 6-2 • 201****Douglasville, Ga.****Wake Forest****CAREER GAME HIGHS**

Rec.: 6 (4x, last vs. Ball State, 2025)
 Rec. Yds: 84 (vs. Duke, 2024)
 Rec. TDs: 1 (5x, last vs. Ball State, 2025)
 Long Rec.: 42 (vs. Virginia, 2024)
 100 yd games: --
 • CAREER: 56 receptions, 623 yards, 5 TD ... Played in 35 games in career ... 6 receptions for 51 yards with TD against Ball State ... Suffered broken foot before A&M game

2025 SEASON GAME HIGHS

Rec.: 6 (vs. Ball State)
 Rec. Yds: 51 (vs. Ball State)
 Rec. TDs: 1 (vs. Ball State)
 Long Rec.: 11 (vs. Ball State)
 100 yd games: --

**6****BRYCE CAIN****R-FR • WR • 5-10 • 165****Mobile, Ala.****Baker HS****CAREER GAME HIGHS**

Rec.: 2 (vs. Alabama A&M, 2024)
 Rec. Yds: 33 (vs. Alabama A&M, 2024)
 Rec. TDs: --
 Kick Ret. Yds: --
 Kick Ret.: --
 Long Kick Ret.: 31 (vs. South Ala., 2025)
 • Reserve receiver and kick return ... has played in 10 games in his career ... three receptions for 30 yards at Auburn

2025 SEASON GAME HIGHS

Rec.: 1 (vs. South Alabama)
 Rec. Yds: -3 (vs. South Alabama)
 Rec. TDs: --
 Kick Ret. Yds: --
 Kick Ret.: --
 Long Kick Ret.: 31 (vs. South Alabama)

**8****CAM COLEMAN****SO • WR • 6-3 • 201****Phenix City, Ala.****Central HS****CAREER GAME HIGHS**

Rec.: 8 (vs. ULM, 2024)
 Rec. Yds: 128 (vs. Texas A&M, 2024)
 Rec. TDs: 3 (vs. ULM, 2024)
 Long Rec.: 63 (vs. Texas A&M, 2024)
 100 yd games: 3 (last vs. Mizzou, 2025)
 • Third fastest to 10 TD in Auburn history (15 gm) ... 6 catches for 108 yds vs. Mizzou ... leads AU with 474 yards this year ... CAREER: 74 rec., 1,072 yds, 11 TD ... 1 of 17 in AU history with 65 rec., 10 TD & 1,000 yds

2025 SEASON GAME HIGHS

Rec.: 7 (2x, last vs. Georgia)
 Rec. Yds: 108 (vs. Mizzou)
 Rec. TDs: 1 (3x, last at Arkansas)
 Long Rec.: 46 (2x, last vs. Mizzou)
 100 yd games: 1 (vs. Mizzou)

**9****DEUCE KNIGHT****FR • QB • 6-4 • 217****Lucedale, Miss.****George County HS****CAREER GAME HIGHS**

Comp.: 2 (vs. Ball State, 2025)
 Att.: 5 (vs. Ball State, 2025)
 Pass. Yds: 20 (vs. Ball State, 2025)
 Pass TDs: --
 Rush Yds: 16 (vs. Ball State, 2025)
 Rush TD: --
 • Auburn's No. 2 QB ... Made collegiate debut against Ball State ... Longest completion was 14 yards

2025 SEASON GAME HIGHS

Comp.: 2 (vs. Ball State)
 Att.: 5 (vs. Ball State)
 Pass. Yds: 20 (vs. Ball State)
 Pass TDs: --
 Rush Yds: 16 (vs. Ball State)
 Rush TD: --

BROADCAST BIOS - OFFENSE**11****JACKSON ARNOLD****JR • QB • 6-1 • 219****Denton, Texas
Oklahoma**

CAREER GAME HIGHS
 Comp.: 26 (vs. Arizona, 2023)
 Att.: 45 (vs. Arizona, 2023)
 Pass. Yds: 361 (vs. Arizona, 2023)
 Pass TDs: 4 (vs. Temple, 2024)
 Rush Yds: 137 (at Baylor, 2025)
 Rush TD: 2 (2x, last at Baylor, 2025)

• 137 rush yards at Baylor were most for AU QB since '13 ... first AU QB since C. Newton with 100+ pass/100+ rush in debut ... SEC Co-Offensive POW (9/1) ... Seven rushing TD on the year

2025 SEASON GAME HIGHS
 Comp.: 24 (vs. Ball State)
 Att.: 33 (at Texas A&M)
 Pass. Yds: 251 (vs. Ball State)
 Pass TDs: 3 (vs. Ball State)
 Rush Yds: 137 (at Baylor)
 Rush TD: 2 (2x, last vs. South Alabama)

**12****ASHTON DANIELS****SR • QB • 6-2 • 219****Buford, Ga.
Stanford**

CAREER GAME HIGHS
 Comp.: 27 (2x, last vs. UCLA, 2023)
 Att.: 48 (vs. Washington, 2023)
 Pass. Yds: 396 (at Colorado, 2023)
 Pass TDs: 3 (vs. Louisville, 2024)
 Rush Yds: 129 (at NC State, 2024)
 Rush TD: 2 (3x, last at NC State, 2024)

• Stanford grad transfer ... played in 35 career games with 21 starts ... 1,200 rushing yards with 9 TD ... 21 passing TD ... made first Auburn start against Kentucky

2025 SEASON GAME HIGHS
 Comp.: 13 (vs. Kentucky)
 Att.: 28 (vs. Kentucky)
 Pass. Yds: 108 (vs. Kentucky)
 Pass TDs: --
 Rush Yds: 48 (vs. Kentucky)
 Rush TD: --

**15****PRESTON HOWARD****JR • TE • 6-5 • 236****Arbutus, Md.
Maryland**

CAREER GAME HIGHS
 Rec.: 5 (vs. Northwestern, 2024)
 Rec. Yds: 59 (vs. Northwestern, 2024)
 Rec. TDs: 1 (vs. Auburn, 2023)
 Long Rec.: 33 (vs. Virginia, 2023)
 100 yd games: --

• Career: 45 receptions, 423 yds, 1 TD ... 26 career starts ... 4 receptions for 33 yards vs. Georgia ... season long 19 yard reception vs. Kentucky

2025 SEASON GAME HIGHS
 Rec.: 4 (vs. Georgia)
 Rec. Yds: 33 (vs. Georgia)
 Rec. TDs: --
 Long Rec.: 19 (vs. Kentucky)
 100 yd games: --

**21****DURELL ROBINSON****JR • RB • 5-10 • 180****Seat Pleasant, Md.
UConn**

CAREER GAME HIGHS
 Rushes: 16 (vs. Florida Atlantic, 2024)
 Rush. Yds: 156 (vs. Florida Atlantic, 2024)
 Rush. TDs: 2 (vs. Florida Atlantic, 2024)
 Rec.: 3 (vs. Wake Forest, 2024)
 Rec. Yds: 21 (vs. Wake Forest, 2024)
 100 yd games: 2 (last vs. Rice, 2024)

• Spent 2023 at Charlotte and 2024 at UConn ... CAREER: 900 rushing yards and nine touchdowns ... 54 yard rushing TD vs. Ball State ... Out due to leg injury

2025 SEASON GAME HIGHS
 Rushes: 2 (vs. Ball State)
 Rush. Yds: 54 (vs. Ball State)
 Rush. TDs: 1 (vs. Ball State)
 Rec.: --
 Rec. Yds: --
 Rec. TDs: --

**23****JEREMIAH COBB****JR • RB • 5-11 • 200****Montgomery, Ala.
Catholic**

CAREER GAME HIGHS
 Rushes: 28 (at Arkansas, 2025)
 Rush. Yds: 153 (at Arkansas, 2025)
 Rush. TDs: 2 (vs. Ball State, 2025)
 100 yd games: 4 (last at Arkansas, 2025)
 Rec.: 3 (vs. Samford, 2023)
 Rec. Yds: 18 (vs. Samford, 2023)
 Rec. TDs: 1 (2x, last vs. Vanderbilt, 2023)

• Career-best 28 carries for 153 yards at Arkansas ... four 100 yard games on the year ... leads AU with 789 rush yards ... CAREER: 1,103 rush, 122 receiving, 8 total TD ... 51st player in AU history with 1k+ yards

2025 SEASON GAME HIGHS
 Rushes: 28 (at Arkansas)
 Rush. Yds: 153 (at Arkansas)
 Rush. TDs: 2 (vs. Ball State)
 100 yd games: 4 (last at Arkansas)
 Rec.: 2 (at Arkansas)
 Rec. Yds: 19 (at Arkansas)
 Rec. TDs: --

**29****OMAR MABSON II****FR • RB • 5-9 • 213****Auburn, Ala.
Auburn HS**

CAREER GAME HIGHS
 Rushes: 5 (vs. South Alabama, 2025)
 Rush. Yds: 25 (vs. Ball State, 2025)
 Rush. TDs: 1 (vs. Mizzou, 2025)
 Rec.: 2 (vs. Kentucky, 2025)
 Rec. Yds: 25 (vs. Kentucky, 2025)
 Rec. TDs: --

• True freshman, hometown runner from Auburn HS ... Made Auburn debut vs. Ball State with 4 carries for 25 yards ... first career TD vs. Mizzou ... 2 rec. for 25 yards vs. UK

2025 SEASON GAME HIGHS
 Rushes: 5 (vs. South Alabama)
 Rush. Yds: 25 (vs. Ball State)
 Rush. TDs: 1 (vs. Mizzou)
 Rec.: 2 (vs. Kentucky)
 Rec. Yds: 25 (vs. Kentucky)
 Rec. TDs: --

**87****BRANDON FRAZIER****SR • TE • 6-7 • 267****McKinney, Texas
McKinney North HS**

CAREER GAME HIGHS
 Rec.: 5 (at Texas A&M, 2025)
 Rec. Yds: 52 (vs. LSU, 2023)
 Rec. TDs: 1 (2x, last vs. Maryland, 2023)
 Long Rec.: 39 (at LSU, 2023)
 100 yd games: --

• t-9th in AU history with 53 career games played ... sixth year senior ... 24 career receptions for 199 yards and two scores ... two catches in season opener at Baylor

2025 SEASON GAME HIGHS
 Rec.: 5 (at Texas A&M)
 Rec. Yds: 28 (at Texas A&M)
 Rec. TDs: --
 Long Rec.: 14 (at Texas A&M)
 100 yd games: --

BROADCAST BIOS - DEFENSE



0

ROBERT WOODYARD JR.

JR • LB • 6-0 • 241

Mobile, Ala.

Williamson HS

CAREER GAME HIGHS

Tackles: 11 (vs. Missouri, 2025)
 TFLS: 4.0 (vs. Missouri, 2025)
 SACK: 1.0 (2x, last vs. Georgia, 2025)
 INT: --
 PBU: --

• Played in 26 career games with 8 starts ... 5 tackles and sack vs. Georgia ... career best 11 tackles and 4.0 TFL vs. Mizzou ... 4.0 TFL ties for most by AU defender since at least 1995 ... second on team with 49 tackles

2025 SEASON GAME HIGHS

Tackles: 11 (vs. Missouri)
 TFLS: 4.0 (vs. Missouri)
 SACK: 1.0 (2x, last vs. Georgia)
 INT: --
 PBU: --



1

CHAMP ANTHONY

JR • S • 5-11 • 188

Fort Worth, Texas

Tyler JC

CAREER GAME HIGHS

Tackles: 6 (vs. New Mexico, 2024)
 TFLS: 1.0 (2x, last vs. California, 2024)
 INT: --
 PBU: 3 (vs. Arkansas, 2024)

• Voted team captain ... missed South Alabama and Ball State due to injury ... Started against Georgia for first time in nearly a year ... CAREER: 30 tackles

2025 SEASON GAME HIGHS

Tackles: 4 (vs. Missouri)
 TFLS: --
 INT: --
 PBU: 1 (at Baylor)



3

CHRIS MURRAY

SR • BUCK • 6-3 • 256

Wichita Falls, Texas

Sam Houston

CAREER GAME HIGHS

Tackles: 6 (3x last at Jax State, 2024)
 TFLS: 4.0 (at UTEP, 2024)
 FF: 1 (at UTEP, 2024)
 Sacks: 1.5 (at UTEP, 2024)
 PBU: 1 (vs. MTSU, 2023)

• Spent three seasons at Sam Houston (2022-24) ... four tackles and a sack at Texas A&M ... CAREER: 64 tackles, 14.5 TFL, 8.0 sacks

2025 SEASON GAME HIGHS

Tackles: 4 (at Texas A&M)
 TFLS: 1.0 (at Texas A&M)
 FF: --
 Sacks: 1.0 (at Texas A&M)
 PBU: --



4

KAYIN LEE

JR • CB • 5-11 • 180

Ellenwood, Ga.

Cedar Grove HS

CAREER GAME HIGHS

Tackles: 5 (4x, last vs. ULM, 2024)
 INT: 1 (3x, vs. Missouri, 2025)
 TFLS: 1.0 (2x, last vs. Maryland, 2023)
 PBU: 2 (4x, last vs. Missouri, 2025)

• Starting corner that has played in 33 games with 23 starts ... 16 career PBU ... interception and two breakups vs. Mizzou

2025 SEASON GAME HIGHS

Tackles: 3 (3x, last at Arkansas)
 INT: 1 (vs. Missouri)
 TFLS: --
 PBU: 2 (vs. Missouri)



5

JAHQUEZ ROBINSON

SR • S • 6-2 • 205

Jacksonville, Fla.

Colorado

CAREER GAME HIGHS

Tackles: 3 (4x, last vs. Kentucky, 2025)
 TFLS: 1.0 (2x, last at Wazzu, 2023)
 INT: 1 (at Oregon, 2023)

• Played in 31 career games with stops at Alabama (2020-22), Colorado (2023) and Auburn (2024-25) ... started first five games of season ... CAREER: 28 tackles, 1 INT, 1.5 TFL, 2 PBU

2025 SEASON GAME HIGHS

Tackles: 3 (2x, last vs. Kentucky)
 TFLS: --
 INT: --



6

DEMARCUS RIDDICK

SO • LB • 6-2 • 228

Clanton, Ala.

Chilton County HS

CAREER GAME HIGHS

Tackles: 6 (vs. Oklahoma, 2024)
 TFLS: 2.0 (vs. ULM, 2024)
 Sacks: 1.0 (4x, last vs. vs. Ball State, 2025)
 FF: --

• SEC all-freshman team ... 27 tackles, 5.0 TFL, 3.0 sacks for 2024 season ... played in 21 games with six starts in career ... Started against Ball State and added a sack

2025 SEASON GAME HIGHS

Tackles: 4 (at Texas A&M)
 TFLS: 1.0 (vs. Ball State)
 Sacks: 1.0 (vs. Ball State)
 FF: --



8

KALEB HARRIS

SO • S • 6-1 • 201

Bessemer, Ala.

Thompson HS

CAREER GAME HIGHS

Tackles: 9 (2x, last vs. Mizzou, 2025)
 TFLS: 1.0 (vs. Arkansas, 2024)
 INT: --
 FF: 1 (at Alabama, 2024)

• Played in 21 games with 13 starts in career ... started the final six games of 2024 season ... 9 tackles against Mizzou ... third on team with 34 tackles

2025 SEASON GAME HIGHS

Tackles: 9 (vs. Missouri)
 TFLS: --
 INT: --
 FF: --

BROADCAST BIOS - DEFENSE



9

ELIJAH MELENDEZ

FR • LB • 6-0 • 228

Kissimmee, Fla.

Osceola HS

CAREER GAME HIGHS

Tackles: 6 (vs. Georgia, 2025)
TFLS: 2.0 (vs. Georgia, 2025)
Sacks: 1.0 (vs. Georgia, 2025)
INT: 1 (vs. Kentucky, 2025)

2025 SEASON GAME HIGHS

Tackles: 6 (vs. Georgia)
TFLS: 2.0 (vs. Georgia)
Sacks: 1.0 (vs. Georgia)
INT: 1 (vs. Kentucky)

• True freshman has played in all nine games ... On3 Midseason Freshman All-American ... season high six tackles and a sack vs. Georgia ... eighth on team with 22 tackles



10

AMARIS WILLIAMS

SO • DE • 6-2 • 260

Fayetteville, N.C.

Clinton HS

CAREER GAME HIGHS

Tackles: 2 (2x, last vs. Kentucky, 2025)
TFLS: 2.0 (vs. Kentucky, 2025)
SACK: 1.0 (vs. Kentucky, 2025)

2025 SEASON GAME HIGHS

Tackles: 2 (2x, last vs. Kentucky)
TFLS: 2.0 (vs. Kentucky)
SACK: 1.0 (vs. Kentucky)

• Played in 18 games in his career ... first career half sack against ULM in 2024 ... half a sack at Baylor ... 1.0 TFL vs. Mizzou ... 2.0 TFL and 1.0 sack against UK ... 4.5 TFL is fifth on team



14

RAYSHAWN PLEASANT

JR • CB/KR • 5-11 • 200

West Monroe, La.

Tulane

CAREER GAME HIGHS

Tackles: 7 (vs. K-State, 2024)
TFLS: 1.0 (at UAB, 2024)
INT: 2 (at Arkansas, 2025)
PBU: 1 (4x, last Oklahoma, 2025)

2025 SEASON GAME HIGHS

Tackles: 6 (at Oklahoma)
TFLS: 0.5 (vs. Kentucky)
INT: 2 (at Arkansas)
PBU: 1 (at Oklahoma)

• 2025 Preseason All-American ... two starts at corner in 2025 ... 12 tackles with 2 INT ... 49-yd pick six at Arkansas ... added 2nd INT vs. Razorbacks ... Thorpe Award DB of the Week



15

KELDRIC FAULK

JR • DE • 6-6 • 285

Highland Home, Ala.

Highland Home HS

CAREER GAME HIGHS

Tackles: 8 (vs. California, 2024)
TFLS: 3.0 (vs. California, 2024)
Sacks: 2.0 (3x, last at Georgia, 2024)

2025 SEASON GAME HIGHS

Tackles: 5 (vs. Kentucky)
TFLS: 1.0 (4x, last vs. Kentucky)
Sacks: 1.0 (2x, last at Oklahoma)

• Voted team captain ... Two-time All-SEC honoree ... second on the team with 7.0 sacks in 2024 ... 34 games played with 29 starts ... CAREER: 105 tackles, 10.0 sacks, 19.5 TFL



17

XAVIER ATKINS

JR • LB • 6-0 • 210

Houston, Texas

LSU

CAREER GAME HIGHS

Tackles: 11 (vs. Missouri, 2025)
TFLS: 4.0 (vs. Ball State, 2025)
Sacks: 2.0 (2x, last vs. Missouri, 2025)
FR: 1 (vs. South Alabama, 2025)
INT: 1 (at Texas A&M, 2025)

2025 SEASON GAME HIGHS

Tackles: 13 (at Arkansas)
TFLS: 4.0 (2x, last at Arkansas)
Sacks: 2.0 (3x, last at Arkansas)
FR: 1 (vs. South Alabama)
INT: 1 (at Texas A&M)

• SEC Co-Defensive POW/Nagurski National DPOW ... career-high 13 TKL, 2.0 SK, 4.0 TFL at Ark ... leading tackler in each SEC game ... Top 4 in SEC in TKL (69), TFL (14.0), SK (7.0)



19

SYLVESTER SMITH

SO • S • 6-0 • 195

Munford, Ala.

Munford HS

CAREER GAME HIGHS

Tackles: 6 (vs. Ball State, 2025)
TFLS: 1.0 (vs. Ball State, 2025)
INT: 1 (vs. Arkansas, 2024)
PBU: 2 (vs. Samford, 2023)

2025 SEASON GAME HIGHS

Tackles: 6 (vs. Ball State)
TFLS: 1.0 (vs. Ball State)
INT: --
PBU: --

• 51 tackles with 11 starts (25 games) in career ... started 2025 opener at Baylor ... 6 tackles and 1.0 TFL against Ball State ... 23 yard fumble return at Arkansas



21

ANQUON FEGANS

FR • S • 6-0 • 191

Alabaster, Ala.

Thompson HS

CAREER GAME HIGHS

Tackles: 3 (2x, last at Texas A&M, 2025)
TFLS: --
INT: 1 (vs. Kentucky)
PBU: --

2025 SEASON GAME HIGHS

Tackles: 3 (2x, last at Texas A&M)
TFLS: --
INT: 1 (vs. Kentucky)
PBU: --

• Talented freshman that enrolled in January ... nickname is "Newboy" ... made Auburn debut at Baylor ... 3 tackles at OU and Texas A&M ... first career INT vs. Kentucky

BROADCAST BIOS - DEFENSE**23****JAY CRAWFORD****SO • CB • 5-11 • 181****Atlanta, Ga.****Parkview HS****CAREER GAME HIGHS**

Tackles: 4 (2x, last at Georgia, 2024)

TFLS: --

INT: 1 (2x, last vs. Missouri, 2025)

PBU: 3 (vs. Vanderbilt, 2024)

2025 SEASON GAME HIGHS

Tackles: 2 (4x, last vs. Kentucky)

TFLS: --

INT: 1 (vs. Missouri)

PBU: 1 (2x, last at Arkansas)

• SEC All-Freshman team honoree ... On3 True Freshman All-America pick ... CAREER: 19 games played with 15 starts .. 25 tackles, 2 INT, 9 PBU

**24****KEYRON CRAWFORD****SR • BUCK • 6-4 • 255****Memphis, Tenn.****Arkansas St.****CAREER GAME HIGHS**

Tackles: 7 (2x, last at Baylor, 2025)

TFLS: 3.0 (vs. Louisiana, 2023)

SACK: 2.0 (2x, vs. Ball State, 2025)

FF: 1 (2x, vs. Ball State, 2025)

FR: 1 (at Marshall, 2023)

• CAREER: 44 games, 23 starts, 23.0 TFL, 11.5 sacks ... made first AU start & sack at Baylor ... 2 sacks vs. BSU ... first career INT vs. USA ... 30 pressures on the year (PFF)

2025 SEASON GAME HIGHS

Tackles: 7 (at Baylor)

TFLS: 2.0 (2x, last vs. South Alabama)

SACK: 2.0 (vs. Ball State)

FF: 1 (vs. Ball State)

INT: 1 (vs. South Alabama)

**25****ERIC WINTERS****FR • S • 6-0 • 219****Enterprise, Ala.****Enterprise HS****CAREER GAME HIGHS**

Tackles: 5 (vs. South Alabama, 2025)

TFLS: --

SACK: 1.0 (at Texas A&M, 2025)

INT: --

PBU: 1 (at OU, 2025)

2025 SEASON GAME HIGHS

Tackles: 5 (vs. South Alabama)

TFLS: --

SACK: 1.0 (at Texas A&M)

INT: --

PBU: 1 (at OU)

• Made debut in opener ... career high 5 tackles vs. South Ala. ... 3 tackles and PBU at Oklahoma ... 3 tackles and sack at Texas A&M ... seventh on team with 24 tackles

**28****KENSLEY LOUIDOR-FAUSTIN****SO • S • 5-11 • 183****Naples, Fla.****Naples HS****CAREER GAME HIGHS**

Tackles: 4 (at Texas A&M, 2025)

TFLS: 1.0 (3x, last vs. Kentucky, 2025)

SACK: 1.0 (vs. Kentucky, 2025)

INT: 1 (at Arkansas, 2025)

PBU: 1 (2x, last vs. Kentucky, 2025)

2025 SEASON GAME HIGHS

Tackles: 4 (at Texas A&M)

TFLS: 1.0 (3x, last vs. Kentucky)

SACK: 1.0 (vs. Kentucky)

INT: 1 (at Arkansas)

PBU: 1 (2x, last vs. Kentucky)

• Saw action in eight games as a true freshman in 2024 ... first career start at OU ... 4 tackles, TFL at Texas A&M ... TFL vs. UGA ... first career INT at Arkansas ... sack vs. UK

**41****JARED SMITH****FR • DE • 6-6 • 260****Birmingham, Ala.****Thompson HS****CAREER GAME HIGHS**

Tackles: 2 (vs. South Alabama)

TFLS: 2.0 (vs. South Alabama)

INT: --

Sacks: 1.0 (2x, last vs. South Alabama)

PBU: --

2025 SEASON GAME HIGHS

Tackles: 2 (vs. South Alabama)

TFLS: 2.0 (vs. South Alabama)

INT: --

Sacks: 1.0 (2x, last vs. South Alabama)

PBU: --

• True freshman from Birmingham ... Made collegiate debut at Baylor ... Registered a sack in back to back games vs BSU & USA ... 4.0 TFL second among SEC freshmen

**47****MALIK BLOCTON****SO • DL • 6-3 • 300****Pike Road, Ala.****Pike Road HS****CAREER GAME HIGHS**

Tackles: 4 (vs. Alabama A&M, 2024)

TFLS: 2.0 (2x, last vs. Ball State, 2025)

Sacks: 1.0 (vs. Alabama A&M, 2024)

FF: --

FR: 1 (vs. Ball State, 2025)

2025 SEASON GAME HIGHS

Tackles: 3 (2x, last at Texas A&M)

TFLS: 2.0 (vs. Ball State)

Sacks: --

FF: --

FR: 1 (vs. Ball State)

• Started last five games ... 3 tackles vs. Georgia ... CAREER: 30 tackles, 8.0 TFL, 1.5 sacks ... 4.0 TFL is sixth on team

**97****BOBBY JAMISON-TRAVIS****SR • DL • 6-4 • 322****Minneapolis, Minn.****Iowa Western****CAREER GAME HIGHS**

Tackles: 5 (2x, last vs. Missouri, 2025)

TFLS: 1.0 (3x, last at Arkansas, 2025)

Sacks: 0.5 (2x, last at Kentucky, 2024)

PBU: 1 (2x, last vs. Kentucky, 2025)

2025 SEASON GAME HIGHS

Tackles: 5 (2x, last vs. Missouri)

TFLS: 1.0 (2x, last at Arkansas)

Sacks: --

PBU: 1 (2x, last vs. Kentucky)

• Veteran nose tackle ... played in 24 games with 13 starts ... 5 tackles against both Texas A&M and Mizzou .. fifth on team with 25 stops ... CAREER: 45 tackles, 4.0 TFL, 1.0 sack

BROADCAST BIOS - SPECIALISTS



1

ERIC SINGLETON

JR • PR/WR • 5-10 • 180

Atlanta, Ga.

Georgia Tech

CAREER GAME HIGHS

Kick Ret. Yds: 98 (vs. Notre Dame, 2024)
Kick Ret.: 4 (vs. Notre Dame, 2024)
Long Kick Ret.: 40 (vs. Duke, 2024)
Punt Ret. Yds.: --
Punt Ret.: --
Long Punt Ret.: --

• 11 kick returns for 241 yards (21.9 avg) in 2024 at Georgia Tech

2025 SEASON GAME HIGHS

Kick Ret. Yds: --
Kick Ret.: --
Long Kick Ret.: --
Punt Ret. Yds.: --
Punt Ret.: --
Long Punt Ret.: --



4

MALCOLM SIMMONS

SO • PR/WR • 6-0 • 186

Montgomery, Ala.

Benjamin Russell HS

CAREER GAME HIGHS

Kick Ret. Yds: 37 (vs. New Mexico, 2024)
Kick Ret.: 1 (2x, last vs. Kentucky, 2024)
Long Kick Ret.: 37 (vs. New Mexico, 2024)
Punt Ret. Yds.: 17 (vs. Vanderbilt, 2024)
Punt Ret.: 4 (2x, last vs. OU, 2025)
Long Punt Ret.: 17 (vs. Vanderbilt, 2024)

• Talented receiver that also saw action as a returner during his freshman season ... returned four punts against Ball State and OU ... averaging 5.6 per return for career

2025 SEASON GAME HIGHS

Kick Ret. Yds: --
Kick Ret.: --
Long Kick Ret.: --
Punt Ret. Yds: 16 (vs. Ball State)
Punt Ret.: 4 (2x, last vs. OU)
Long Punt Ret.: 15 (vs. Ball State)



14

HUDSON KAAK

JR • P • 6-1 • 222

Seymour, Australia

Oklahoma State

CAREER GAME HIGHS

Punts: 9 (at Texas A&M, 2025)
Long Punt: 55 (vs. Kentucky, 2025)
Inside 20: 3 (2x, last Kentucky, 2024)
50+ yards: 1 (7x, last vs. Kentucky, 2025)

• Averaging 41.7 yards per punt in his career ... appeared in 29 games for Oklahoma St. (2023-24) and Auburn (2025) ... career-high 9 punts at Texas A&M ... Averaging 42.4 per punt in 2025

2025 SEASON GAME HIGHS

Punts: 9 (at Texas A&M)
Long Punt: 55 (vs. Kentucky)
Inside 20: 3 (vs. Kentucky)
50+ yards: 1 (vs. Kentucky)



14

RAYSHAWN PLEASANT

JR • KR/CB • 5-11 • 200

West Monroe, La.

Tulane

CAREER GAME HIGHS

Kick Ret. Yds: 153 (at Louisiana, 2024)
Kick Ret.: 5 (at Army, 2024)
Long Kick Ret.: 100 (at UAB, 2024)
Kick Ret. TD: 1 (3x, last at Baylor, 2025)

• 2025 Preseason All-American ... 1 of only 3 active players with 5 non-offensive touchdowns in career ... 98-yd KR TD at Baylor - longest for AU since 2013 ... SEC Co-Special Teams POW (9/1)

2025 SEASON GAME HIGHS

Kick Ret. Yds: 98 (at Baylor)
Kick Ret.: 3 (2x, last at Arkansas)
Long Kick Ret.: 98 (at Baylor)
Kick Ret. TD: 1 (at Baylor)



33

TOWNS MCGOUGH

SO • K/P • 6-0 • 200

Auburn, Ala.

Auburn HS

CAREER GAME HIGHS

FG's Made: 2 (at Georgia, 2024)
FG's Att.: 3 (at Georgia, 2024)
Long FG: 32 (2x, last at Mizzou, 2024)
PAT Made: 10 (vs. Alabama A&M, 2024)
PAT Att.: 10 (vs. Alabama A&M, 2024)

• Reserve kicker for the Tigers ... could see action on field goal, PAT or punt ... 2024 A-Day Special Teams MVP ... CAREER: 5/13 FG, 27/27 PAT

2025 SEASON GAME HIGHS

FG's Made: --
FG's Att.: --
Long FG: --
PAT Made: --
PAT Att.: --



38

ALEX MCPHERSON

JR • K • 5-9 • 160

Fort Payne, Ala.

Fort Payne HS

CAREER GAME HIGHS

FG's Made: 6 (at Arkansas, 2025)
FG's Att.: 6 (at Arkansas, 2025)
Long FG: 53 (at Texas A&M, 2023)
PAT Made: 8 (vs. UMass, 2023)
PAT Att.: 8 (vs. UMass, 2023)

• Perfect 74/74 career PAT ... 33-of-38 career FG (86.8%) - 1st in AU history, 12th among active FBS kickers ... 6 FG at Ark tied AU/SEC record ... SEC Special Teams POW/Groza Star of the Week

2025 SEASON GAME HIGHS

FG's Made: 6 (at Arkansas)
FG's Att.: 6 (at Arkansas)
Long FG: 47 (at Arkansas)
PAT Made: 6 (vs. Ball State)
PAT Att.: 6 (vs. Ball State)



41

CONNOR GIBBS

JR • K • 5-10 • 184

New Orleans, La.

Southern Miss

CAREER GAME HIGHS

FG's Made: 3 (at James Madison, 2024)
FG's Att.: 3 (2x, last vs. S. Alabama, 2024)
Long FG: 59 (vs. South Alabama, 2024)
PAT Made: 4 (vs. Arkansas St., 2024)
PAT Att.: 4 (vs. Arkansas St., 2024)

• Primary kickoff man for Auburn ... Transfer from Southern Miss ... hit 10-of-13 field goals for USM in 2024 ... made AU debut against Ball State ... long FG specialist

2025 SEASON GAME HIGHS

FG's Made: --
FG's Att.: 1 (at OU)
Long FG: --
PAT Made: --
PAT Att.: --