



# VANDERBILT

## VOLLEYBALL

2025

### MATCH 25

**VANDERBILT**  
RECORD: 7-17, 3-12 SEC  
HEAD COACH: Anders Nelson (1st season)  
CAREER RECORD: 7-17 (1st year)

**MISSISSIPPI STATE**  
RECORD: 16-9, 6-9 SEC  
HEAD COACH: Julie Darty Dennis (8th season)  
CAREER RECORD: 161-176 (12th year)

**FRIDAY, NOV. 21**  
4 p.m. CT

**SAVANNAH, GA.**  
Enmarket Arena

**SEC NETWORK**

### DORE NOTES

- NEXT UP**
- Fifteen-seed Vanderbilt volleyball rematches with No. 10-seeded Mississippi State on Friday in the first round of the 2025 Allstate SEC Volleyball Tournament at Enmarket Arena in Savannah, Georgia
  - First serve is slated for 4 p.m. CT on SEC Network

### THE LAST TIME OUT

- The Commodores are coming off a five-set win (23-25, 25-22, 25-23, 18-25, 15-10) at Mississippi State on Sunday
- It was the program's first-ever SEC road win
- Jackie Moore recorded a career-high 31 kills, which are the most by a SEC or NCAA middle this season
- Moore recorded 10 kills and hit .833 in set 3
- Mia Soerensen registered nine kills
- For the fourth time this season, Isabella Bareford earned a double-double with 44 assists and 12 digs
- She was one of three Dores with double-digit digs. Reese Animashaun registered 14, while Elli Kinney recorded a team-high 17 digs
- Kayla Dunlap led Vandy with six of the team's 10 total blocks

### WE WANT MOORE

- Moore was named to the All-SEC second team by the conference on Wednesday
- Moore's 31 kills vs. Mississippi State are the most by an NCAA DI middle in any match since 2015 (Nina Vukotic (NJIT), 32 vs. Rider)
- Moore leads the Commodores in kills (197), blocks (89) and hitting efficiency (.377)
- Moore is also ranked sixth in the SEC in hitting efficiency
- Moore is ranked 11th nationally across all divisions, eighth in NCAA DI in career hitting percentage at .387
- The senior has set career-highs in kills four times this season; 17 vs. Kansas, 19 at Auburn, 23 vs. LSU and Missouri, 30 vs. Mississippi State

### ISA IN CONTROL

- Bareford eclipsed 4,000 career assists vs. Ole Miss
- She is ranked 14th nationally across all divisions, fifth in NCAA DI in career assists with 4,212
- Bareford is ranked 10th in the SEC averaging 8.93 assists per set
- Bareford has recorded 40-plus assists in nine matches this season
- Her 59 assists at Cal are the second-most by an SEC player in a match this season

### CALI COMMODORE CONNECTION

- Bareford and Moore transferred to Vandy from Loyola Marymount where both earned All-West Coast Conference honors multiple seasons
- So far this season, Moore has tallied 244 kills on 485 sets from Bareford for a 50.3% kill percentage
- Hitting off sets from Bareford, Moore has averaged above a .500 kill percentage in 11 matches this season
- Twenty-six of Moore's 30 kills at Mississippi State were off sets from Bareford for a 67% kill percentage

### ACE UP THEIR SLEEVE

## 2025 STATISTICAL LEADERS

| KILLS                                  | HIT PCT.                 | BLOCKS                                | ASSISTS                                       | DIGS                                   | ACES                                 |
|--|--------------------------|---------------------------------------|---|--|--------------------------------------|
| <br>Jackie Moore<br>297 kills (3.13/s) | <br>Jackie Moore<br>.377 | <br>Jackie Moore<br>89 blocks (.94/S) | <br>Isabella Bareford<br>840 assists (8.94/S) | <br>Hailee Mack<br>249 digs (2.62/set) | <br>Kamryn Chaney<br>33 aces (.50/s) |

### SCHEDULE & RESULTS

#### 7-17 (3-12 SEC)

HOME: 4-6 | AWAY: 3-8 | NEUTRAL 0-2

|            |                           |       |           |
|------------|---------------------------|-------|-----------|
| Aug. 23    | (1) vs. #14 Kansas        | FS1   | L, 3-2    |
| Aug. 29    | (2) Belmont               | SECN  | W, 3-1    |
| Aug. 31    | (3) vs. Illinois          | SECN  | L, 3-1    |
| Sept. 4    | at Lipscomb               | ESPN+ | W, 3-1    |
| Sept. 5    | #14 Minnesota             | SECN+ | L, 3-0    |
| Sept. 10   | at California             | ACCNX | L, 3-2    |
| Sept. 12   | at RV UC Santa Barbara    | ESPN+ | L, 3-1    |
| Sept. 16   | at RV Western Kentucky    | ESPN+ | W, 3-0    |
| Sept. 19   | UC Irvine                 | SECN+ | W, 3-1    |
| Sept. 24   | at #2 Texas*              | SECN  | L, 3-0    |
| Sept. 26   | at #13 Texas A&M*         | SECN+ | L, 3-0    |
| Oct. 3     | Oklahoma*                 | SECN+ | L, 3-1    |
| Oct. 5     | Arkansas*                 | SECN+ | W, 3-0    |
| Oct. 10    | at RV Auburn*             | SECN+ | L, 3-1    |
| Oct. 12    | at RV Florida*            | SECN+ | L, 3-1    |
| Oct. 17    | LSU*                      | SECN+ | L, 3-2    |
| Oct. 19    | Ole Miss*                 | SECN+ | L, 3-2    |
| Oct. 24    | Georgia*                  | SECN+ | L, 3-1    |
| Oct. 26    | South Carolina*           | SECN+ | L, 3-1    |
| Oct. 31    | at #3 Kentucky*           | SECN+ | L, 3-0    |
| Nov. 2     | RV Missouri*              | SECN+ | W, 3-2    |
| Nov. 7     | #19 Tennessee*            | SECN+ | L, 3-0    |
| Nov. 14    | at Alabama*               | SECN+ | L, 3-1    |
| Nov. 16    | at Mississippi State*     | SECN  | W, 3-2    |
| Nov. 21-25 | (4) vs. Mississippi State | SECN  | 4 p.m. CT |

\*SEC match | (1) AVCA First Serve, Lincoln, Neb. | (2) Match 1, Wyatt Lawn | (3) Broadway Block Party, Bridgestone Arena | (4) SEC Tournament, Savannah, Ga. | All times Central

### THE MATCHUP

|                                |          |
|--------------------------------|----------|
| All-time vs. Mississippi State | 1-0      |
| Series Streak                  | W1       |
| First Meeting                  | 11.16.25 |
| Most Recent Meeting            | 11.16.25 |
| Vandy's Last Win               | 11.16.25 |

### SCOUTING THE BULLDOGS

- Vanderbilt and Mississippi State met for the first time on Sunday in a match, which the Commodores won in five sets
- Mississippi State ranks second in the SEC in digs per set (14.463), and McKenna Yates is No. 3 in the conference, averaging 4.13 digs per set
- Julie Darty Dennis, now in her eighth year as head coach, led Mississippi State to the program's first NCAA tournament berth in 2021
- Lindley Mangelson is ranked fifth in the SEC in points (4.99) and sixth in the conference in kills (4.41) per set
- Two Bulldogs, Noella Obi and Gha'Naye Whitfield-Moss, are rank top 10 in the SEC in blocks per set, averaging 1.26 and 1.14, respectively
- Cayley Hanson, averaging .36 aces per set, is ranked No. 3 in the SEC

QUICK FACTS

|                                    |  |
|------------------------------------|--|
| Name                               | Vanderbilt University                                  |
| Location                           | Nashville, Tenn.                                       |
| Founded                            | 1873   |
| Enrollment                         | 7,151 (undergraduate) • 13,710 (total)                 |
| Nickname                           | Commodores   |
| Colors                             | Black & Gold   |
| Gymnasium                          | Memorial Gymnasium (14,316)                            |
| Surface                            | Taraflex   |
| Conference                         | Southeastern   |
| Affiliation                        | NCAA Division I  |
| Chancellor                         | Daniel Diermeier                                       |
| Vice Chancellor/Athletics Director | Candice Storey Lee                                     |
| Faculty Athletics Rep              | Tracey George  |
| Website                            | <a href="http://VUCommodores.com">VUCommodores.com</a> |

ABOUT THE DORES

|                         |   |
|-------------------------|---|
|                         | Isabella Bareford,<br>Sydney Conley, Jackie Moore,<br>Mia Soerensen |
| 2025 Captains           |   |
| First Season            | 1979  |
| All-Time Record         | 40-33   |
| All-Time Record vs. SEC | 4-18  |
| Seasons                 | Second  |

VOLLEYBALL STAFF

|                       |  |
|-----------------------|--|
| Head Coach            | Anders Nelson <i>AHN-ders</i><br>(Ball State '11 • 1st season) |
| Defensive Coordinator | Russell Corbelli<br>(Texas A&M '16 • 1st season)               |
| Offensive Coordinator | Lauren Plum<br>(Oregon '15 • 1st season)                       |
| Assistant Coach       | Azhani Tealer <i>UH-jha-nee</i><br>(Kentucky '23 • 1st season) |

PRONUNCIATIONS

|                  |                          |
|------------------|--------------------------|
| Taryn DeWese     | <i>TARE-in DUH-wese</i>  |
| Rachel Ogunleye  | <i>OH-gun-lee</i>        |
| Kati Berezowitz  | <i>BUH-rezz-oh-witz</i>  |
| Reese Animashaun | <i>An-ih-MUH-shawn</i>   |
| Mia Soerensen    | <i>ME-uh SORE-en-sen</i> |

ATHLETIC COMMUNICATIONS

|   |
|---|
| Assistant Director • Communications   |
| Pilar Ballough  |
| Primary Contact   |
| <a href="mailto:pilar.ballough@vanderbilt.edu">pilar.ballough@vanderbilt.edu</a> • 724.691.5982 |
| Associate Athletic Director • Communications  |
| Brian Fremund   |
| <a href="mailto:brian.fremund@vanderbilt.edu">brian.fremund@vanderbilt.edu</a> • 251.623.3191   |



VANDERBILT VOLLEYBALL ROSTER

| No. | Name              | Pos. | Ht.  | Yr. | Hometown            | Previous School                   |
|-----|-------------------|------|------|-----|---------------------|-----------------------------------|
| 1   | Hailee Mack       | LIB  | 6-0  | So. | Louisville, Ky.     | IMG Academy                       |
| 2   | Taryn DeWese      | SET  | 5-11 | So. | Bowling Green, Ohio | Lake HS                           |
| 3   | Kamryn Chaney     | OUT  | 6-1  | Jr. | Park Forest, Ill.   | Marist HS/Princeton               |
| 4   | Isabella Bareford | SET  | 5-9  | Gr. | Long Beach, Calif.  | St. Anthony HS/Loyola Marymount   |
| 5   | Rachel Ogunleye   | MID  | 6-2  | So. | Bloomington, Ill.   | University HS                     |
| 6   | Kati Berezowitz   | LIB  | 5-3  | Fr. | Burlington, Wis.    | Burlington HS                     |
| 8   | Elli Kinney       | LIB  | 5-8  | Jr. | Chattanooga, Tenn.  | Baylor School/Charleston          |
| 9   | Reese Animashaun  | OUT  | 5-11 | So. | Houston, Texas      | St. John's School                 |
| 10  | Sydney Bryant     | OUT  | 6-4  | Fr. | Richmond, Texas     | George Ranch HS                   |
| 11  | Maya Witherspoon  | OUT  | 5-11 | Fr. | Wildwood, Mo.       | Lafayette HS                      |
| 12  | Kayla Dunlap      | MID  | 6-4  | Fr. | Nashville, Tenn.    | Centennial HS                     |
| 13  | Sydney Conley     | OPP  | 6-1  | Gr. | Oviedo, Fla.        | Hagerty HS/Florida State          |
| 14  | Mia Soerensen     | OPP  | 6-4  | Gr. | Meadville, Penn.    | Meadville Area HS/Kent State/UTSA |
| 15  | Maddy Bowser      | MID  | 6-3  | So. | Vienna, Va.         | Bishop O'Connell HS               |
| 20  | Jackie Moore      | MID  | 6-1  | Sr. | Alameda, Calif.     | Alameda HS/Loyola Marymount       |
| 21  | Ariel Chime       | MID  | 6-3  | Fr. | San Diego, Calif.   | Eastlake HS                       |
| 22  | Taylor Porter     | LIB  | 5-10 | Fr. | Cypress, Texas      | Cypress Ranch HS                  |

2025 INDIVIDUAL MATCH-BY-MATCH LEADERS

| OPPONENT              | KILLS                      | ATTACKS                     | PCT (min. 10 att.) | ACES                                | ASSISTS       | DIGS                     | BLOCKS                     | POINTS            |
|-----------------------|----------------------------|-----------------------------|--------------------|-------------------------------------|---------------|--------------------------|----------------------------|-------------------|
| vs. #14 Kansas        | Animashaun (18)            | Animashaun (29)             | Moore (.323)       | Chaney (2)                          | Bareford (46) | Mack (28)                | Animashaun/Moore (4)       | Animashaun (21)   |
| Belmont               | Chaney (20)                | Chaney (37)                 | Chaney (.378)      | Bareford (3)                        | Bareford (39) | Mack (16)                | Moore (6)                  | Chaney (21)       |
| vs. Illinois          | Chaney (14)                | Animashaun/Chaney (38)      | Moore (.345)       | Bareford (2)                        | Bareford (35) | Mack (16)                | Bowser (2)                 | Chaney (14)       |
| at Lipscomb           | Chaney (21)                | Chaney (35)                 | Conley (.417)      | Chaney (4)                          | Bareford (41) | Mack (14)                | Moore (5)                  | Chaney (26)       |
| #14 Minnesota         | Chaney (11)                | Chaney (27)                 | Moore (.333)       | Chaney (4)                          | Bareford (22) | Mack (10)                | Chaney/Bowser/Moore (1)    | Chaney (15.5)     |
| at California         | Chaney (22)                | Chaney (53)                 | Moore (.480)       | Animashaun (2)                      | Bareford (59) | Mack (26)                | Dunlap (5)                 | Chaney (24.5)     |
| at RV UCSB            | Chaney/Moore (13)          | Chaney (30)                 | Dunlap (.450)      | Bareford (2)                        | Bareford (36) | Mack (15)                | Dunlap/Moore (3)           | Moore (15.5)      |
| at RV WKU             | Chaney (9)                 | Animashaun/Chaney (20)      | Dunlap (.357)      | Chaney (6)                          | Bareford (30) | Bareford/Mack/Kinney (6) | Conley/Moore (2)           | Chaney (15)       |
| UC Irvine             | Chaney (19)                | Chaney (52)                 | Dunlap (.600)      | Animashaun/Bareford (2)             | Bareford (49) | Animashaun (17)          | Moore (6)                  | Chaney (21)       |
| at #2 Texas*          | Chaney (10)                | Chaney (27)                 | Moore (.308)       | Chaney (2)                          | Bareford (27) | Mack (5)                 | Moore (3)                  | Chaney (13)       |
| at #14 Texas A&M*     | Chaney (11)                | Chaney (32)                 | Moore (.412)       | Animashaun/Bareford/Witherspoon (1) | Bareford (23) | Mack (12)                | Soerensen (3)              | Chaney (11)       |
| Oklahoma*             | Chaney (19)                | Chaney (41)                 | Moore (.429)       | Animashaun/Kinney (1)               | Bareford (42) | Animashaun (14)          | Moore/Dunlap (3)           | Chaney (19)       |
| Arkansas*             | Chaney/Moore/Soerensen (9) | Chaney (26)                 | Soerensen (.533)   | Chaney (4)                          | Bareford (33) | Kinney (16)              | Moore/Soerensen (4)        | Chaney (14.5)     |
| at RV Auburn*         | Moore (19)                 | Chaney (47)                 | Moore (.457)       | Chaney (3)                          | Bareford (41) | Mack (15)                | Dunlap/Moore/Soerensen (3) | Moore (20.5)      |
| at RV Florida*        | Moore (11)                 | Chaney (37)                 | Soerensen (.285)   | Witherspoon (5)                     | Bareford (38) | Chaney (11)              | Moore/Soerensen (2)        | Moore (12)        |
| LSU*                  | Moore (23)                 | Moore (41)                  | Moore (.415)       | Chaney (3)                          | Bareford (42) | Kinney (16)              | Moore (7)                  | Moore (26.5)      |
| Ole Miss*             | Animashaun (15)            | Animashaun (46)             | Dunlap (.294)      | Witherspoon (2)                     | Bareford (46) | Kinney (18)              | Moore (8)                  | Animashaun (16)   |
| Georgia*              | Soerensen (11)             | Animashaun (30)             | Soerensen (.333)   | Four people (1)                     | Bareford (25) | Kinney (14)              | Moore (6)                  | Moore (14)        |
| South Carolina*       | Animashaun (16)            | Animashaun (41)             | Dunlap (.455)      | Bareford (3)                        | Bareford (28) | Kinney (20)              | Dunlap (4)                 | Animashaun (16.5) |
| at #3 Kentucky*       | Animashaun/Soerensen (8)   | Animashaun (24)             | Dunlap (.520)      | Three people (1)                    | Bareford (19) | Kinney (12)              | Moore (6)                  | Soerensen (9.5)   |
| RV Missouri*          | Moore (23)                 | Animashaun (43)             | Moore (.528)       | Soerensen/Witherspoon (3)           | Bareford (40) | Kinney (19)              | Dunlap (9)                 | Moore (26.5)      |
| #19 Tennessee*        | Moore (13)                 | Animashaun (24)             | Moore (.619)       | Bareford/Moore (1)                  | Bareford (19) | Animashaun/Bareford (6)  | --                         | Moore (14)        |
| at Alabama*           | Moore (13)                 | Animashaun/Witherspoon (28) | Conley (.500)      | Soerensen/Witherspoon (2)           | DeWese (23)   | Animashaun/Kinney (9)    | Dunlap (5)                 | Moore (14.5)      |
| at Mississippi State* | Moore (30)                 | Moore (49)                  | Moore (.510)       | Witherspoon (2)                     | Bareford (44) | Kinney (17)              | Dunlap (6)                 | Moore (34)        |

SEC STANDINGS

|                   | SEC  | PCT   | OVERALL | PCT  |
|-------------------|------|-------|---------|------|
| #2 Kentucky       | 15-0 | 1.000 | 22-2    | .917 |
| #6 Texas A&M      | 14-1 | .933  | 22-3    | .880 |
| #3 Texas          | 13-2 | .867  | 21-2    | .913 |
| #18 Tennessee     | 10-5 | .667  | 19-6    | .760 |
| RV Florida        | 9-6  | .600  | 14-10   | .583 |
| Georgia           | 8-7  | .533  | 16-9    | .640 |
| RV Missouri       | 8-7  | .533  | 17-10   | .630 |
| Auburn            | 7-8  | .467  | 16-10   | .615 |
| Oklahoma          | 7-8  | .476  | 15-10   | .600 |
| Mississippi State | 6-9  | .400  | 16-9    | .640 |
| LSU               | 6-9  | .400  | 13-13   | .500 |
| Alabama           | 5-10 | .333  | 13-12   | .520 |
| Ole Miss          | 4-11 | .267  | 12-14   | .462 |
| South Carolina    | 3-11 | .267  | 10-15   | .500 |
| Vanderbilt        | 3-12 | .200  | 7-17    | .292 |
| Arkansas          | 1-14 | .067  | 5-21    | .192 |

\*Standings as of Nov. 18, 2025

AVCA TOP 25

|                         | CONF | PCT   | OVERALL | PCT   |
|-------------------------|------|-------|---------|-------|
| 1. Nebraska             | 16-0 | 1.000 | 26-0    | 1.000 |
| 2. Kentucky             | 15-0 | 1.000 | 22-2    | .917  |
| 3. Texas                | 13-2 | .867  | 21-2    | .913  |
| 4. Pittsburgh           | 14-2 | .875  | 22-4    | .846  |
| 5. Stanford             | 14-2 | .875  | 23-4    | .852  |
| 6. Texas A&M            | 14-1 | .933  | 22-3    | .880  |
| 7. Louisville           | 14-2 | .875  | 22-4    | .846  |
| 8. SMU                  | 13-3 | .812  | 21-5    | .808  |
| 9. Arizona State        | 13-1 | .929  | 22-3    | .880  |
| 10. Wisconsin           | 13-3 | .813  | 20-4    | .833  |
| 11. Purdue              | 13-3 | .813  | 22-4    | .846  |
| 12. Creighton           | 16-0 | 1.000 | 23-5    | .821  |
| 13. Kansas              | 11-3 | .786  | 20-8    | .714  |
| 14. Miami (Fla.)        | 12-4 | .750  | 22-5    | .815  |
| 15. North Carolina      | 13-3 | .812  | 20-5    | .800  |
| 16. Southern California | 11-5 | .688  | 20-6    | .769  |
| 17. Indiana             | 12-4 | .750  | 21-5    | .808  |
| 18 . Tennessee          | 10-5 | .667  | 19-6    | .760  |
| 19. Minnesota           | 9-7  | .563  | 19-8    | .704  |
| 20. TCU                 | 8-7  | .533  | 18-9    | .667  |
| 21. Colorado            | 11-4 | .733  | 21-6    | .778  |
| 22. Iowa State          | 10-4 | .714  | 20-5    | .800  |
| 23. Baylor              | 10-6 | .625  | 15-9    | .625  |
| 24. Penn State          | 9-7  | .563  | 15-11   | .577  |
| 25. BYU                 | 6-8  | .429  | 18-8    | .692  |

Others receiving votes and listed on two or more ballots: Western Kentucky, UTEP, Florida, Kansas State, Missouri, Michigan, San Diego, UCLA, Xavier

NOTES (cont.)

- Vanderbilt ranks fourth in the SEC in service aces, averaging 1.34 per set in conference matches
- Witherspoon recorded a career-best five aces at Florida, holding the Gators to a 1.47 pass percentage

PASS IT ON

- Kinney is averaging a 2.49 passing score this season with a 62.3% positive pass percentage on 416 total attempts
- Hailee Mack has compiled a 2.39 passing score on 558 total attempts this season and has a 59.7% positive pass percentage
- In the win over Missouri, Kinney passed a 2.73 with a 73.3% positive pass percentage

SCHOLARS AND BALLERS

- Moore, who boasts a 4.0 grade-point average, was named the 2025 SEC Volleyball Scholar-Athlete of the Year
- Eight of 10 eligible volleyball student-athletes were named to the 2024-25 First-Year SEC Academic Honor Roll last spring

IT RUNS IN THE FAMILY

- Nine Commodores have immediate family members who either play or played volleyball at the collegiate level
- Bareford's father, John, was a founding member of the men's volleyball team at UC Irvine
- Kati Berezowitz's oldest sister, Maddie, played at Kentucky, and her older sister, Molly, is currently on the Kentucky volleyball team
- Witherspoon's mother, Rebecca, also played volleyball in the SEC at Georgia
- Moore's mother, Angelica, was on the women's volleyball team at San Diego State and played professionally in Germany
- In 1987, she set an NCAA record with 52 kills in a match, which stood until 1994. It is still tied No. 3 all-time for most kills in a five-set match

AT THE HELM

- Former Kentucky associate head coach Anders Nelson was hired as the reintroduced volleyball program's first head coach
- Nelson arrived in Nashville in December 2022, and over the next two months, hired Russell Corbelli and Lauren Plum as the program's defensive and offensive coordinators
- In 11 seasons of coaching collegiate volleyball, Nelson has helped his teams achieve the NCAA Tournament every year—first as an assistant coach at Arkansas and Kentucky and then as associate head coach from 2016-22

ALL-STAR ON STAFF

- Former All-American and national champion at Kentucky Tealer joined Nelson's coaching staff in February 2024
- Tealer was signed to the Indy Ignite's first-ever team in summer 2024 and achieved first-team All-Pro Volleyball Federation honors and helped the team reach the PVF final in 2025

COMMODORES SAY KONNICHIIWA

- In May 2025, the Vanderbilt volleyball team embarked on a 10-day international tour of Japan visiting Osaka, Kyoto and Tokyo
- Japan was unanimously chosen as the trip's destination by the program's first class of commits
- Vandy played four exhibitions versus Senri Kinran University, Kansai University, Nihon Taiku University and Nihon University
- The team visited iconic sites including Osaka Castle, the Fushimi Inari Shrine, Sensō-ji and more

A NEW KIND OF MEMORIAL MAGIC

- Dedicated in 1952 as a memorial to all Vanderbilt men and women who served in World War II, Memorial Gymnasium has been home to Vanderbilt men's and women's basketball, and now, will be the competition site for volleyball
- Vandy will play on a custom taraflex court, designed to incorporate volleyball into the existing fabric of the university and athletic department
- The old basketball practice gym at Memorial was converted into a volleyball-only practice facility that allows for three taraflex courts

THE SEC VOLLEYBALL TOURNAMENT RETURNS

- The SEC announced in September that the SEC Volleyball Tournament would be returning for the first time since 2005
- The 2025 tournament will take place Nov. 21-25 in Savannah, Georgia, at Enmarket Arena
- Vanderbilt participated in the first-ever conference volleyball tournament during its inaugural season in 1979

THE LAST TIME VANDERBILT SPONSORED VOLLEYBALL IN 1979...

- McDonald's introduced the Happy Meal for kids
- A gallon of gas cost \$0.86
- Michael Jackson released his fifth studio album, *Off the Wall*
- Mother Teresa won the Nobel Peace Prize
- *My Sharona* was the No. 1 song

THOSE WHO CAME BEFORE

- Vanderbilt last sponsored volleyball during the 1979-80 season, before the NCAA sponsored volleyball as a sport
- During its inaugural season, the Commodores compiled a 33-16 record and placed second in the DIII state championship played at Maryville
- The Dores' first-ever win came over Sewanee, and Vandy topped Georgia for its first SEC victory
- Before the program was discontinued in October 1980, an Oct. 3 article cited the team's record as 3-8, however, no official results are available



## TELEVISION ROSTER



### 1 HAILIEE MACK

LIB // 6-0 // So.  
Louisville, Ky.



### 2 TARYN DEWESE

SET // 5-11 // So.  
Bowling Green, Ohio




### 3 KAMRYN CHANEY

OUT // 6-1 // Jr.  
Park Forest, Ill.



### 4 ISABELLA BAREFORD

SET // 5-9 // Gr.  
Long Beach, Calif.



### 5 RACHEL OGUNLEYE

MID // 6-2 // So.  
Bloomington, Ill.




### 6 KATI BEREZOWITZ

LIB // 5-3 // Fr.  
Burlington, Wis.



### 8 ELLI KINNEY

LIB // 5-8 // Jr.  
Chattanooga, Tenn.




### 9 REESE ANIMASHAUN

OUT // 5-11 // So.  
Houston, Texas



### 10 SYDNEY BRYANT

OUT // 6-4 // Fr.  
Cypress, Texas



### 11 MAYA WITHERSPOON

OUT // 5-11 // Fr.  
Wildwood, Mo.



### 12 KAYLA DUNLAP

MID // 6-4 // Fr.  
Nashville, Tenn.



### 13 SYDNEY CONLEY

OPP // 6-1 // Gr.  
Oviedo, Fla.



### 14 MIA SOERENSEN

OPP // 6-4 // Gr.  
Meadville, Penn.



### 15 MADDY BOWSER

MID // 6-3 // So.  
Vienna, Va.



### 20 JACKIE MOORE

MID // 6-1 // Sr.  
Alameda, Calif.



### 21 ARIEL CHIME

MID // 6-3 // Fr.  
San Diego, Calif.



### 22 TAYLOR PORTER


LIB // 5-10 // Fr.  
Cypress, Texas

## COACHING STAFF



### ANDERS NELSON

Head Coach  
First Season



### RUSSELL CORBELL

Defensive Coordinator  
First Season



### LAUREN PLUM

Offensive Coordinator  
First Season



### AZHANI TEALER

Assistant Coach  
First Season



# ANDERS NELSON

HEAD COACH // FIRST SEASON // BALL STATE '11


## THE NELSON FILE

### Nelson by the Numbers

- 1 NCAA championship
- 1 AVCA Player of the Year
- 1 U.S. Olympian
- 1 Top-ranked recruiting class
- 2 Top 5 recruiting classes
- 4 Top 10 recruiting classes
- 4 Conference Players of the Year
- 20 AVCA All-Americans

### Coaching History

|                 |                                  |
|-----------------|----------------------------------|
| Vanderbilt..... | Head Coach (2022 – Present)      |
| Kentucky.....   | Associate Head Coach (2016-22)   |
| .....           | Assistant Coach (2013-16)        |
| Arkansas.....   | Assistant Coach (2012)           |
| Kentucky.....   | Volunteer Assistant Coach (2011) |



A rising star in the coaching profession and integral part of the first SEC volleyball program to win a national championship, Anders Nelson (pronounced ahn-ders) will usher in a new era of Vanderbilt volleyball as the reintroduced program's first head coach, the university announced.

"I coach to instill confidence in athletes and help them reach their full potential...to Shatter their Ceiling," Nelson said.

"I want our volleyball student-athletes to walk into a championship-caliber program, which is why I'm so excited to welcome Anders Nelson as our first coach," said Candice Lee, Vanderbilt vice chancellor for athletics and university affairs and athletic director. "Coach Nelson not only has valuable experience as part of SEC and NCAA championship teams but embraces and understands the unique opportunity that is Vanderbilt. He's excited to come to work every day to help young people dare to grow. As we promised with the Vandy United campaign, we want to reimagine what is possible for Vanderbilt Athletics. And by joining us now, Coach Nelson has time to immerse himself in our collaborative environment and help build every facet of this program from the ground up."

"For Vanderbilt to fulfill its mission, we must always seek out new opportunities to grow," Vanderbilt Chancellor Daniel Diermeier said. "The hiring of Anders Nelson to lead the reintroduction of our volleyball program is a further proof point of our commitment to move forward boldly. With an established record of excellence on and off the court, he is the ideal person to build a program capable of furthering Nashville and Middle Tennessee's flourishing volleyball community and preparing our student-athletes for the lifelong realization of their potential."

Nelson spent 11 seasons at Kentucky, first as an assistant coach and as associate head coach for seven seasons.

The Wildcats reached the NCAA tournament in each of his 11 seasons in Lexington and progressed to at least the second round on all but one occasion. In his seven seasons as associate head coach, Kentucky compiled a 117-11 record in official SEC matches and won at least a share of six consecutive conference titles, including a perfect 18-0 record in 2018.

In April 2021, completing a 2020 season delayed by the COVID pandemic, Kentucky defeated former national champions Washington and Texas in the Final Four to win the SEC's first volleyball national title.

Nelson's recruiting efforts led to the Wildcats signing four classes ranked in the top 10 nationally, two in the top 5 and one top-ranked recruiting class. Among those he helped recruit and reach their potential was 2021 AVCA Player of the Year and 2020-21 Honda Award winner Madison Lilley. During his time in Lexington, Nelson also guided All-American Avery Skinner, who won a silver medal with the U.S. women's volleyball team at the 2024 Paris Olympics.

### Personal

Raised in St. Croix Falls, Wisconsin, Nelson was introduced to volleyball at an early age. His older sister Meredith Nelson Uram ranked among the top high school recruits in the nation and earned All-America honors as a middle at the University of Minnesota.

After beginning his own collegiate journey at Minnesota, where he played on the men's club volleyball team, Nelson played three seasons of Division I men's volleyball as a middle for Ball State University. In his final season, he was named to the AVCA All-America Second Team.

Academically, Nelson graduated summa cum laude after double majoring in accounting and finance. He was also a recipient of the prestigious NCAA Postgraduate Scholarship following his time at Ball State and earned his MBA from Kentucky in 2018.

Nelson resides with his husband, Mark, and their dog, Cali in Nashville.

# 1 HAILEE MACK

Libero | 6-0 | Sophomore  
Louisville, Ky.  
IMG Academy



IG: @mack\_hailee | X: @mack\_hailee1

## The Mack File

- First-ever Vanderbilt volleyball commit
- Helped start the women's volleyball team at IMG Academy

## Personal

- Father, Chris, played DI basketball at Xavier and professionally overseas and is the current men's basketball head coach at Charleston
- Mother, Christi, played DI basketball at Dayton
- Sister currently plays volleyball at Flagler College

## Why Vanderbilt?

"I chose Vanderbilt because of the coaching staff, the city of Nashville, the high academics and the vision of the new program. I think it would be hard for someone to pass up an opportunity to build a volleyball program from the ground up with the resources and support Vanderbilt Athletics has to offer. We get to set the culture for future teams to come, and that's what I am most excited for."

## SEASON HIGHS

**DIGS:** 28 vs. Kansas (8.23.25)  
**ASSISTS:** 5 vs. Kansas (8.23.25)  
**ACES:** 2 twice

## CAREER HIGHS

**DIGS:** 28 vs. Kansas (8.23.25)  
**ASSISTS:** 5 vs. Kansas (8.23.25)  
**ACES:** 2 twice

## 2025 MATCH-BY-MATCH STATS

|            |                     | Attack |   |   |    | Set   |    |     | Serve |    |    |     | Recept |    |     | Blocking |     |    |    | Team |       |     |        |      |       |
|------------|---------------------|--------|---|---|----|-------|----|-----|-------|----|----|-----|--------|----|-----|----------|-----|----|----|------|-------|-----|--------|------|-------|
| Date       | Opponent            | SP     | K | E | TA | PCT   | A  | TA  | PCT   | SA | SE | TA  | PCT    | RE | TA  | PCT      | DIG | BS | BA | BE   | TOTAL | BHE | POINTS | HIT% | SCORE |
| 08/23/2025 | vs Kansas           | 5      | 0 | 0 | 1  | .000  | 5  | 12  | .417  | 0  | 1  | 12  | .917   | 1  | 28  | .964     | 28  | 0  | 0  | 0    | 0.0   | 0   | 0.0    | .108 | 2-3   |
| 08/29/2025 | Belmont             | 4      | 0 | 0 | 0  | .000  | 3  | 9   | .333  | 1  | 1  | 14  | .929   | 4  | 30  | .867     | 16  | 0  | 0  | 0    | 0.0   | 0   | 1.0    | .248 | 3-1   |
| 08/31/2025 | vs Illinois         | 4      | 0 | 0 | 0  | .000  | 3  | 11  | .273  | 1  | 1  | 11  | .909   | 0  | 28  | 1.000    | 16  | 0  | 0  | 0    | 0.0   | 0   | 1.0    | .174 | 1-3   |
| 09/04/2025 | at Lipscomb         | 4      | 0 | 0 | 0  | .000  | 1  | 7   | .143  | 0  | 3  | 16  | .813   | 3  | 33  | .909     | 14  | 0  | 0  | 0    | 0.0   | 0   | 0.0    | .354 | 3-1   |
| 09/05/2025 | Minnesota           | 3      | 0 | 0 | 0  | .000  | 1  | 5   | .200  | 0  | 2  | 9   | .778   | 1  | 15  | .933     | 10  | 0  | 0  | 0    | 0.0   | 0   | 0.0    | .116 | 0-3   |
| 09/10/2025 | at California       | 5      | 0 | 0 | 0  | .000  | 4  | 19  | .211  | 0  | 2  | 19  | .895   | 1  | 46  | .978     | 26  | 0  | 0  | 0    | 0.0   | 0   | 0.0    | .223 | 2-3   |
| 09/12/2025 | at UC Santa Barbara | 4      | 0 | 0 | 1  | .000  | 4  | 12  | .333  | 0  | 0  | 15  | 1.000  | 2  | 22  | .909     | 15  | 0  | 0  | 0    | 0.0   | 0   | 0.0    | .168 | 1-3   |
| 09/16/2025 | at Western Ky.      | 3      | 0 | 0 | 2  | .000  | 3  | 7   | .429  | 0  | 3  | 15  | .800   | 2  | 12  | .833     | 6   | 0  | 0  | 0    | 0.0   | 0   | 0.0    | .321 | 3-0   |
| 09/19/2025 | UC Irvine           | 4      | 0 | 0 | 0  | .000  | 4  | 18  | .222  | 0  | 2  | 17  | .882   | 2  | 23  | .913     | 15  | 0  | 0  | 0    | 0.0   | 0   | 0.0    | .313 | 3-1   |
| 09/24/2025 | at Texas            | 3      | 0 | 0 | 0  | .000  | 0  | 5   | .000  | 0  | 0  | 10  | 1.000  | 0  | 14  | 1.000    | 5   | 0  | 0  | 0    | 0.0   | 0   | 0.0    | .153 | 0-3   |
| 09/26/2025 | at Texas A&M        | 3      | 0 | 0 | 0  | .000  | 3  | 11  | .273  | 0  | 0  | 10  | 1.000  | 3  | 21  | .857     | 12  | 0  | 0  | 0    | 0.0   | 0   | 0.0    | .172 | 0-3   |
| 10/03/2025 | Oklahoma            | 4      | 1 | 0 | 1  | 1.000 | 3  | 10  | .300  | 0  | 4  | 14  | .714   | 6  | 25  | .760     | 13  | 0  | 0  | 0    | 0.0   | 0   | 1.0    | .239 | 1-3   |
| 10/05/2025 | Arkansas            | *3     | 0 | 0 | 0  | .000  | 4  | 5   | .800  | 1  | 2  | 5   | .600   | 0  | 12  | 1.000    | 9   | 0  | 0  | 0    | 0.0   | 0   | 1.0    | .284 | 3-0   |
| 10/10/2025 | at Auburn           | *4     | 0 | 0 | 0  | .000  | 3  | 6   | .500  | 2  | 1  | 13  | .923   | 1  | 29  | .966     | 15  | 0  | 0  | 0    | 0.0   | 0   | 2.0    | .263 | 1-3   |
| 10/12/2025 | at Florida          | *4     | 0 | 0 | 0  | .000  | 2  | 2   | 1.000 | 0  | 3  | 11  | .727   | 1  | 23  | .957     | 10  | 0  | 0  | 0    | 0.0   | 0   | 0.0    | .106 | 1-3   |
| 10/17/2025 | LSU                 | *5     | 0 | 0 | 1  | .000  | 2  | 6   | .333  | 2  | 1  | 12  | .917   | 5  | 25  | .800     | 8   | 0  | 0  | 0    | 0.0   | 0   | 2.0    | .217 | 2-3   |
| 10/19/2025 | Ole Miss            | *5     | 0 | 0 | 0  | .000  | 2  | 3   | .667  | 1  | 1  | 14  | .929   | 2  | 27  | .926     | 5   | 0  | 0  | 0    | 0.0   | 0   | 1.0    | .197 | 2-3   |
| 10/24/2025 | Georgia             | 4      | 0 | 0 | 0  | .000  | 1  | 3   | .333  | 0  | 0  | 0   | .000   | 1  | 16  | .938     | 2   | 0  | 0  | 0    | 0.0   | 0   | 0.0    | .234 | 1-3   |
| 10/26/2025 | South Carolina      | 4      | 0 | 0 | 0  | .000  | 0  | 1   | .000  | 0  | 0  | 0   | .000   | 0  | 21  | 1.000    | 3   | 0  | 0  | 0    | 0.0   | 0   | 0.0    | .220 | 1-3   |
| 10/31/2025 | at Kentucky         | 3      | 0 | 0 | 0  | .000  | 1  | 2   | .500  | 0  | 0  | 0   | .000   | 1  | 20  | .950     | 4   | 0  | 0  | 0    | 0.0   | 0   | 0.0    | .108 | 0-3   |
| 11/02/2025 | Missouri            | 5      | 0 | 0 | 1  | .000  | 1  | 9   | .111  | 0  | 0  | 0   | .000   | 2  | 30  | .933     | 8   | 0  | 0  | 0    | 0.0   | 0   | 0.0    | .301 | 3-2   |
| 11/07/2025 | Tennessee           | 3      | 0 | 0 | 1  | .000  | 1  | 3   | .333  | 0  | 0  | 0   | .000   | 1  | 19  | .947     | 3   | 0  | 0  | 0    | 0.0   | 0   | 0.0    | .247 | 0-3   |
| 11/14/2025 | at Alabama          | 4      | 0 | 0 | 0  | .000  | 0  | 1   | .000  | 0  | 0  | 0   | .000   | 0  | 13  | 1.000    | 2   | 0  | 0  | 0    | 0.0   | 0   | 0.0    | .202 | 1-3   |
| 11/16/2025 | at Mississippi St.  | *5     | 0 | 0 | 0  | .000  | 2  | 10  | .200  | 0  | 0  | 0   | .000   | 0  | 20  | 1.000    | 4   | 0  | 0  | 0    | 0.0   | 0   | 0.0    | .252 | 3-2   |
| Totals     |                     | 95     | 1 | 0 | 8  | .125  | 53 | 177 | .299  | 8  | 27 | 217 | .876   | 39 | 552 | .929     | 249 | 0  | 0  | 0    | 0.0   | 0   | 9.0    |      |       |

## Player Averages

| Sets Played | Kills per set | Assists per set | Service aces per set | Digs per set | Blocks per set | Points per set |
|-------------|---------------|-----------------|----------------------|--------------|----------------|----------------|
| 95          | 0.01          | 0.56            | 0.08                 | 2.62         | 0.00           | 0.09           |

## CAREER STATS

| SEASON       | TEAM | SM-MP          | K        | K/S         | E        | TA       | PCT         | A         | A/S         | SA       | SA/S        | SE        | DIG        | D/S         | RE        | BS       | BA       | TB       | B/S         | BE       | BHE      | PTS        | PTS/S       |
|--------------|------|----------------|----------|-------------|----------|----------|-------------|-----------|-------------|----------|-------------|-----------|------------|-------------|-----------|----------|----------|----------|-------------|----------|----------|------------|-------------|
| 2025-26      | VU   | 95-24          | 1        | 0.01        | 0        | 8        | .125        | 53        | 0.56        | 8        | 0.08        | 27        | 249        | 2.62        | 39        | 0        | 0        | 0        | 0.00        | 0        | 0        | 9.0        | 0.09        |
| <b>TOTAL</b> |      | <b>95 - 24</b> | <b>1</b> | <b>0.01</b> | <b>0</b> | <b>8</b> | <b>.125</b> | <b>53</b> | <b>0.56</b> | <b>8</b> | <b>0.08</b> | <b>27</b> | <b>249</b> | <b>2.62</b> | <b>39</b> | <b>0</b> | <b>0</b> | <b>0</b> | <b>0.00</b> | <b>0</b> | <b>0</b> | <b>9.0</b> | <b>0.09</b> |



# 2 TARYN DEWESE

TARE-in DUH-wese

Setter | 5-11 | Sophomore  
Bowling Green, Ohio  
Lake HS



IG: @taryndewese | X: @TarynDewese

## The DeWese File

- Played for Toledo Volleyball Club in high school
- 2022-23 District 7 DII All-League and Player of the Year

## Why Vanderbilt?

"I chose Vanderbilt because of the family atmosphere, the wonderful coaching staff, the high academics and the amazing opportunity to be one of the firsts in the program."

## SEASON HIGHS

**ASSISTS:** 23 at Alabama (11.14.25)

**ACES:** 1 three times

**DIGS:** 4 at Alabama (11.14.25)

## CAREER HIGHS

**ASSISTS:** 23 at Alabama (11.14.25)

**ACES:** 1 three times

**DIGS:** 4 at Alabama (11.14.25)

## 2025 MATCH-BY-MATCH STATS

| Date       | Opponent            | SP | Attack |   |    |        | Set |     | Serve |    |    | Recept |       | Blocking |      |      |    | Team |    |       |     |        |      |       |     |
|------------|---------------------|----|--------|---|----|--------|-----|-----|-------|----|----|--------|-------|----------|------|------|----|------|----|-------|-----|--------|------|-------|-----|
|            |                     |    | K      | E | TA | PCT    | A   | TA  | SA    | SE | TA | PCT    | RE    | TA       | PCT  | DIG  | BS | BA   | BE | TOTAL | BHE | POINTS | HIT% | SCORE |     |
| 08/29/2025 | Belmont             | 2  | 0      | 0 | 0  | .000   | 1   | 2   | .500  | 1  | 2  | .714   | 0     | 0        | .000 | 0    | 0  | 0    | 0  | 0     | 0   | 1.0    | .248 | 3-1   |     |
| 08/31/2025 | vs Illinois         | 2  | 0      | 0 | 0  | .000   | 1   | 3   | .333  | 0  | 1  | .500   | 0     | 0        | .000 | 0    | 0  | 0    | 0  | 0     | 0   | 0      | .174 | 1-3   |     |
| 09/05/2025 | Minnesota           | 2  | 0      | 0 | 0  | .000   | 0   | 0   | .000  | 0  | 2  | .500   | 0     | 0        | .000 | 0    | 0  | 0    | 0  | 0     | 0   | 0      | .116 | 0-3   |     |
| 09/12/2025 | at UC Santa Barbara | 2  | 0      | 0 | 0  | .000   | 0   | 0   | .000  | 0  | 2  | .500   | 0     | 0        | .000 | 1    | 0  | 0    | 0  | 0     | 0   | 0      | .168 | 1-3   |     |
| 10/10/2025 | at Auburn           | 1  | 1      | 0 | 1  | 1.000  | 2   | 4   | .500  | 0  | 1  | .000   | 0     | 0        | .000 | 0    | 0  | 0    | 0  | 0     | 0   | 1.0    | .263 | 1-3   |     |
| 10/12/2025 | at Florida          | 1  | 0      | 1 | 1  | -1.000 | 0   | 5   | .000  | 0  | 0  | .000   | 0     | 0        | .000 | 0    | 0  | 0    | 0  | 0     | 0   | 0      | .106 | 1-3   |     |
| 10/24/2025 | Georgia             | 4  | 0      | 0 | 0  | .000   | 13  | 40  | .325  | 1  | 5  | .615   | 0     | 0        | .000 | 3    | 0  | 0    | 0  | 0     | 0   | 1.0    | .234 | 1-3   |     |
| 10/26/2025 | South Carolina      | 4  | 0      | 0 | 1  | .000   | 18  | 49  | .367  | 0  | 1  | .5     | .800  | 1        | 1    | .000 | 3  | 0    | 0  | 0     | 0   | 0      | .220 | 1-3   |     |
| 10/31/2025 | at Kentucky         | 3  | 0      | 0 | 0  | .000   | 9   | 19  | .474  | 1  | 0  | 6      | 1.000 | 0        | 0    | .000 | 2  | 0    | 0  | 0     | 0   | 0      | 1.0  | .108  | 0-3 |
| 11/02/2025 | Missouri            | 5  | 0      | 0 | 1  | .000   | 21  | 42  | .500  | 0  | 1  | 3      | .667  | 0        | 0    | .000 | 2  | 0    | 0  | 0     | 0   | 0      | 0    | .301  | 3-2 |
| 11/07/2025 | Tennessee           | 3  | 0      | 0 | 0  | .000   | 13  | 26  | .500  | 0  | 0  | 2      | 1.000 | 0        | 0    | .000 | 1  | 0    | 0  | 0     | 0   | 0      | 0    | .247  | 0-3 |
| 11/14/2025 | at Alabama          | 4  | 0      | 1 | 3  | -.333  | 23  | 58  | .397  | 0  | 1  | 3      | .667  | 0        | 0    | .000 | 4  | 0    | 0  | 0     | 0   | 0      | 0    | .202  | 1-3 |
| 11/16/2025 | at Mississippi St.  | 4  | 0      | 0 | 0  | .000   | 10  | 30  | .333  | 0  | 0  | 0      | .000  | 1        | 1    | .000 | 3  | 0    | 0  | 0     | 0   | 0      | 0    | .252  | 3-2 |
| Totals     |                     | 37 | 1      | 2 | 7  | -.143  | 111 | 278 | .399  | 3  | 16 | .48    | .667  | 2        | 2    | .000 | 19 | 0    | 0  | 0     | 0   | 0      | 4.0  |       |     |

### Player Averages

| Sets Played | Kills per set | Assists per set | Service aces per set | Digs per set | Blocks per set | Points per set |
|-------------|---------------|-----------------|----------------------|--------------|----------------|----------------|
| 37          | 0.03          | 3.00            | 0.08                 | 0.51         | 0.00           | 0.11           |

## CAREER STATS

| SEASON  | TEAM | SM-MP   | K | K/S  | E | TA | PCT   | A   | A/S  | SA | SA/S | SE | DIG | D/S  | RE | BS | BA | TB | B/S  | BE | BHE | PTS | PTS/S |
|---------|------|---------|---|------|---|----|-------|-----|------|----|------|----|-----|------|----|----|----|----|------|----|-----|-----|-------|
| 2025-26 | VU   | 37-13   | 1 | 0.03 | 2 | 7  | -.143 | 111 | 3.00 | 3  | 0.08 | 16 | 19  | 0.51 | 2  | 0  | 0  | 0  | 0.00 | 0  | 0   | 4.0 | 0.11  |
| TOTAL   |      | 37 - 13 | 1 | 0.03 | 2 | 7  | -.143 | 111 | 3.00 | 3  | 0.08 | 16 | 19  | 0.51 | 2  | 0  | 0  | 0  | 0.00 | 0  | 0   | 4.0 | 0.11  |

3 KAMRYN CHANEY

Outside | 6-1 | Junior  
Park Forest, Ill.  
Marist HS / Princeton



IG: @kamrynchaney3

Double-Doubles

Career: 13  
Season: One  
• UC Irvine (9.19.25) – 19 kills/11 digs

The Chaney File

- Tennessee Sports Writers Association Volleyball Player of the Week – Sept. 23
- Played two seasons at Princeton before transferring to Vanderbilt
- 2024 Ivy League Player of the Year
- 2024 first-team AVCA all-region
- 2024 first-team All-Ivy League
- 2023 second-team All-Ivy League
- No. 9 in Princeton history for most kills in a season (421)
- Led the Ivy League in points (5.20) and kills (4.43) per set and was top 25 nationally in both categories
- Ranked No. 1 in the Ivy League in points (494) and kills (421) during the 2024 season
- Second-ranked player in the conference for aces (48) and aces per set (0.42)

Personal

- Mother, LaTara, played basketball at Michigan
- Majoring in human & organizational development

Why Vanderbilt?

“I want a balance of high academics, highly competitive volleyball and a school that will give me all the resources needed to thrive.”

SEASON HIGHS

**KILLS:** 22 at California (9.10.25)  
**DIGS:** 11 twice  
**ACES:** 6 at WKU (9.16.25)  
**BLOCKS:** 3 twice

CAREER HIGHS

**KILLS:** 34 vs. High Point (9.21.24)  
**DIGS:** 16 vs. St. John's (9.13.24)  
**ACES:** 6 twice  
**BLOCKS:** 7 vs. St. John's (9.13.24)

2025 MATCH-BY-MATCH STATS

| Date       | Opponent            | SP | Attack |     |     |       | Set  |    |      | Serve |    |    |      | Recept |    |       | Blocking |    |    |    | Team  |      |        |       |       |  |
|------------|---------------------|----|--------|-----|-----|-------|------|----|------|-------|----|----|------|--------|----|-------|----------|----|----|----|-------|------|--------|-------|-------|--|
|            |                     |    | K      | E   | TA  | PCT   | A    | TA | PCT  | SA    | SE | TA | PCT  | RE     | TA | PCT   | DIG      | BS | BA | BE | TOTAL | BHE  | POINTS | HIT%  | SCORE |  |
| 08/23/2025 | vs Kansas           | *5 | 11     | 13  | 41  | -.049 | 0    | 3  | .000 | 2     | 3  | 13 | .769 | 0      | 11 | 1.000 | 5        | 1  | 1  | 0  | 2.0   | 0    | 14.5   | .108  | 2-3   |  |
| 08/29/2025 | Belmont             | *4 | 20     | 6   | 37  | .378  | 0    | 6  | .000 | 0     | 4  | 14 | .714 | 0      | 12 | 1.000 | 5        | 0  | 2  | 0  | 2.0   | 0    | 21.0   | .248  | 3-1   |  |
| 08/31/2025 | vs Illinois         | *4 | 14     | 9   | 38  | .132  | 2    | 6  | .333 | 0     | 3  | 12 | .750 | 2      | 18 | .889  | 5        | 0  | 0  | 0  | 0.0   | 0    | 14.0   | .174  | 1-3   |  |
| 09/04/2025 | at Lipscomb         | *4 | 21     | 7   | 35  | .400  | 0    | 2  | .000 | 4     | 6  | 17 | .647 | 1      | 6  | .833  | 6        | 0  | 2  | 0  | 2.0   | 0    | 26.0   | .354  | 3-1   |  |
| 09/05/2025 | Minnesota           | *3 | 11     | 6   | 27  | .185  | 1    | 2  | .500 | 4     | 5  | 19 | .737 | 0      | 2  | 1.000 | 4        | 0  | 1  | 0  | 1.0   | 0    | 15.5   | .116  | 0-3   |  |
| 09/10/2025 | at California       | *5 | 22     | 10  | 53  | .226  | 1    | 4  | .250 | 1     | 5  | 14 | .643 | 0      | 7  | 1.000 | 7        | 0  | 3  | 0  | 3.0   | 0    | 24.5   | .223  | 2-3   |  |
| 09/12/2025 | at UC Santa Barbara | *4 | 13     | 5   | 30  | .267  | 1    | 2  | .500 | 1     | 2  | 13 | .846 | 0      | 19 | 1.000 | 9        | 0  | 2  | 2  | 2.0   | 0    | 15.0   | .168  | 1-3   |  |
| 09/16/2025 | at Western Ky.      | *3 | 9      | 3   | 20  | .300  | 0    | 1  | .000 | 6     | 4  | 18 | .778 | 0      | 1  | 1.000 | 3        | 0  | 0  | 0  | 0.0   | 0    | 15.0   | .321  | 3-0   |  |
| 09/19/2025 | UC Irvine           | *4 | 19     | 10  | 52  | .173  | 0    | 4  | .000 | 1     | 5  | 16 | .688 | 0      | 14 | 1.000 | 11       | 0  | 2  | 0  | 2.0   | 0    | 21.0   | .313  | 3-1   |  |
| 09/24/2025 | at Texas            | *3 | 10     | 6   | 27  | .148  | 0    | 3  | .000 | 2     | 3  | 12 | .750 | 0      | 12 | 1.000 | 4        | 0  | 2  | 0  | 2.0   | 0    | 13.0   | .153  | 0-3   |  |
| 09/26/2025 | at Texas A&M        | *3 | 11     | 6   | 32  | .156  | 0    | 4  | .000 | 0     | 2  | 8  | .750 | 4      | 13 | .692  | 0        | 0  | 0  | 0  | 0.0   | 0    | 11.0   | .172  | 0-3   |  |
| 10/03/2025 | Oklahoma            | *4 | 19     | 5   | 41  | .341  | 0    | 2  | .000 | 0     | 5  | 12 | .583 | 0      | 12 | 1.000 | 2        | 0  | 0  | 0  | 0.0   | 0    | 19.0   | .239  | 1-3   |  |
| 10/05/2025 | Arkansas            | *3 | 9      | 3   | 26  | .231  | 0    | 2  | .000 | 4     | 3  | 15 | .800 | 0      | 9  | 1.000 | 5        | 0  | 3  | 0  | 3.0   | 0    | 14.5   | .284  | 3-0   |  |
| 10/10/2025 | at Auburn           | *4 | 15     | 9   | 47  | .128  | 0    | 5  | .000 | 3     | 7  | 21 | .667 | 1      | 15 | .933  | 9        | 0  | 2  | 0  | 2.0   | 0    | 19.0   | .263  | 1-3   |  |
| 10/12/2025 | at Florida          | *4 | 9      | 8   | 37  | .027  | 1    | 3  | .333 | 2     | 2  | 15 | .867 | 2      | 16 | .875  | 11       | 0  | 1  | 1  | 1.0   | 0    | 11.5   | .106  | 1-3   |  |
| 10/17/2025 | LSU                 | *5 | 5      | 7   | 35  | -.057 | 0    | 4  | .000 | 3     | 5  | 27 | .815 | 1      | 7  | .857  | 7        | 1  | 2  | 0  | 3.0   | 0    | 10.0   | .217  | 2-3   |  |
| 10/19/2025 | Ole Miss            | 4  | 0      | 0   | 0   | .000  | 0    | 0  | .000 | 0     | 3  | 10 | .700 | 0      | 0  | .000  | 1        | 0  | 0  | 0  | 0.0   | 0    | 0.0    | .197  | 2-3   |  |
| Totals     |                     |    | 66     | 218 | 113 | 578   | .182 | 6  | 53   | .113  | 33 | 67 | 256  | .738   | 11 | 174   | .937     | 94 | 2  | 23 | 3     | 25.0 | 0      | 264.5 |       |  |

| Player Averages |               |                 |                      |              |                |                |
|-----------------|---------------|-----------------|----------------------|--------------|----------------|----------------|
| Sets Played     | Kills per set | Assists per set | Service aces per set | Digs per set | Blocks per set | Points per set |
| 66              | 3.30          | 0.09            | 0.50                 | 1.42         | 0.38           | 4.01           |

CAREER STATS

| SEASON       | TEAM | SM-MP    | K   | K/S  | E   | TA   | PCT  | A  | A/S  | SA | SA/S | SE  | DIG | D/S  | RE | BS | BA | TB  | B/S  | BE | BHE | PTS   | PTS/S |
|--------------|------|----------|-----|------|-----|------|------|----|------|----|------|-----|-----|------|----|----|----|-----|------|----|-----|-------|-------|
| 2023-24      | PU   | 73-21    | 239 | 3.27 | 126 | 650  | .174 | 2  | 0.03 | 24 | 0.33 | 34  | 47  | 0.64 | 18 | 6  | 26 | 32  | 0.44 | 2  | 0   | 282.0 | 3.86  |
| 2024-25      | PU   | 95-26    | 421 | 4.43 | 151 | 968  | .279 | 16 | 0.17 | 40 | 0.42 | 62  | 222 | 2.34 | 42 | 10 | 46 | 56  | 0.59 | 5  | 0   | 494.0 | 5.20  |
| 2025-26      | VU   | 66-17    | 218 | 3.30 | 113 | 578  | .182 | 6  | 0.09 | 33 | 0.50 | 67  | 94  | 1.42 | 11 | 2  | 23 | 25  | 0.38 | 3  | 0   | 264.5 | 4.01  |
| TOTAL FOR VU |      | 66 - 17  | 218 | 3.30 | 113 | 578  | .182 | 6  | 0.09 | 33 | 0.50 | 67  | 94  | 1.42 | 11 | 2  | 23 | 25  | 0.38 | 3  | 0   | 264.5 | 4.01  |
| TOTAL        |      | 234 - 64 | 878 | 3.75 | 390 | 2196 | .222 | 24 | 0.10 | 97 | 0.41 | 163 | 363 | 1.55 | 71 | 18 | 95 | 113 | 0.48 | 10 | 0   | 1041  | 4.45  |



# 4 ISABELLA BAREFORD

Setter | 5-9 | Graduate  
Long Beach, Calif.  
St. Anthony HS / Loyola Marymount



IG: @isabellabareford

## Double-Doubles

Career: 20

Season: Four

- Cal (9.10.25) – 59 assists/13 digs
- UCSB (9.12.25) – 36 assists/11 digs
- Auburn (10.10.25) – 41 assists/14 digs
- Mississippi State (11.16.25) – 44 assists/12 digs

## The Bareford File

- Graduate transfer from Loyola Marymount
- Four-year All-West Coast Conference, first-team in 2020 and 2022
- 2020 WCC All-Freshman Team
- 2022 NCAA Tournament appearance

## Personal

- Father, John, was on the first men's volleyball team at UC Irvine
- Earned undergraduate degree in health and human sciences
- Pursuing a master's in medicine, health & society
- Aspires to be a physician associate

## Why Vanderbilt?

"Vanderbilt has an unparalleled quality of education, athletics and location. I want to make a difference for this team, the university and the community. Few people have the opportunity to start a program and 'dare to be first.' I'm looking forward to helping build the foundation for Commodore Volleyball and its future success. I'm extremely grateful to Anders and the coaching staff for their belief in me."

## SEASON HIGHS

**ASSISTS:** 59 at California (9.10.25)

**ACES:** 3 twice

**DIGS:** 14 at Auburn (10.10.25)

## CAREER HIGHS

**ASSISTS:** 62 at Saint Mary's (Calif.) (11.5.22)

**ACES:** 5 twice

**DIGS:** 20 at San Francisco (2.2.21)

## 2025 MATCH-BY-MATCH STATS

| Date       | Opponent            | SP | Attack |    |    |       | Set  |     | Serve |      |    |    | Recept |      | Blocking |       |      |     | Team |    |       |     |        |      |       |
|------------|---------------------|----|--------|----|----|-------|------|-----|-------|------|----|----|--------|------|----------|-------|------|-----|------|----|-------|-----|--------|------|-------|
|            |                     |    | K      | E  | TA | PCT   | A    | TA  | PCT   | SA   | SE | TA | PCT    | RE   | TA       | PCT   | DIG  | BS  | BA   | BE | TOTAL | BHE | POINTS | HIT% | SCORE |
| 08/23/2025 | vs Kansas           | *5 | 1      | 1  | 8  | .000  | 46   | 127 | 362   | 0    | 1  | 19 | .947   | 0    | 0        | .000  | 6    | 0   | 1    | 1  | 1.0   | 0   | 1.5    | .108 | 2-3   |
| 08/29/2025 | Belmont             | *4 | 1      | 0  | 2  | .500  | 39   | 103 | 379   | 3    | 0  | 23 | 1.000  | 0    | 0        | .000  | 2    | 0   | 0    | 0  | 0.0   | 0   | 4.0    | .248 | 3-1   |
| 08/31/2025 | vs Illinois         | *4 | 0      | 0  | 1  | .000  | 35   | 104 | 337   | 2    | 2  | 16 | .875   | 0    | 0        | .000  | 5    | 0   | 1    | 0  | 1.0   | 0   | 2.5    | .174 | 1-3   |
| 09/04/2025 | at Lipscomb         | *4 | 0      | 0  | 1  | .000  | 41   | 76  | 539   | 0    | 1  | 24 | .958   | 0    | 2        | 1.000 | 1    | 0   | 0    | 0  | 0.0   | 0   | 0.0    | .354 | 3-1   |
| 09/05/2025 | Minnesota           | *3 | 1      | 1  | 5  | .000  | 22   | 68  | 324   | 0    | 0  | 10 | 1.000  | 0    | 0        | .000  | 3    | 0   | 0    | 0  | 0.0   | 0   | 1.0    | .116 | 0-3   |
| 09/10/2025 | at California       | *5 | 3      | 0  | 5  | .600  | 59   | 139 | 424   | 0    | 1  | 20 | .950   | 0    | 1        | 1.000 | 13   | 0   | 0    | 0  | 0.0   | 0   | 3.0    | .223 | 2-3   |
| 09/12/2025 | at UC Santa Barbara | *4 | 1      | 1  | 4  | .000  | 36   | 98  | 367   | 2    | 1  | 18 | .944   | 0    | 0        | .000  | 11   | 0   | 0    | 0  | 0.0   | 0   | 3.0    | .168 | 1-3   |
| 09/16/2025 | at Western Ky.      | *3 | 3      | 0  | 5  | .600  | 30   | 64  | 469   | 0    | 2  | 14 | .857   | 0    | 1        | 1.000 | 6    | 0   | 0    | 0  | 0.0   | 0   | 3.0    | .321 | 3-0   |
| 09/19/2025 | UC Irvine           | *4 | 2      | 0  | 4  | .500  | 49   | 119 | 412   | 2    | 3  | 22 | .864   | 0    | 1        | 1.000 | 6    | 0   | 0    | 0  | 0.0   | 0   | 4.0    | .313 | 3-1   |
| 09/24/2025 | at Texas            | *3 | 0      | 1  | 2  | .500  | 27   | 70  | 386   | 0    | 2  | 10 | .800   | 0    | 0        | .000  | 2    | 0   | 0    | 1  | 0.0   | 0   | 0.0    | .153 | 0-3   |
| 09/26/2025 | at Texas A&M        | *3 | 1      | 0  | 3  | .333  | 23   | 70  | 329   | 1    | 0  | 9  | 1.000  | 0    | 1        | 1.000 | 0    | 0   | 0    | 0  | 0.0   | 0   | 2.0    | .172 | 0-3   |
| 10/03/2025 | Oklahoma            | *4 | 2      | 2  | 6  | .000  | 42   | 100 | 420   | 0    | 0  | 14 | 1.000  | 0    | 1        | 1.000 | 8    | 0   | 1    | 0  | 1.0   | 0   | 2.5    | .239 | 1-3   |
| 10/05/2025 | Arkansas            | *3 | 5      | 1  | 10 | .400  | 33   | 89  | 371   | 1    | 1  | 12 | .917   | 0    | 1        | 1.000 | 2    | 0   | 0    | 0  | 0.0   | 0   | 6.0    | .284 | 3-0   |
| 10/10/2025 | at Auburn           | *4 | 4      | 0  | 11 | .364  | 41   | 109 | 376   | 0    | 2  | 13 | .846   | 0    | 0        | .000  | 14   | 0   | 0    | 0  | 0.0   | 0   | 4.0    | .263 | 1-3   |
| 10/12/2025 | at Florida          | *4 | 1      | 0  | 6  | .167  | 38   | 103 | 369   | 2    | 1  | 19 | .947   | 0    | 0        | .000  | 5    | 0   | 0    | 0  | 0.0   | 0   | 3.0    | .106 | 1-3   |
| 10/17/2025 | LSU                 | *5 | 3      | 1  | 5  | .400  | 42   | 100 | 420   | 1    | 4  | 17 | .765   | 1    | 1        | 1.000 | 9    | 0   | 1    | 0  | 1.0   | 0   | 4.5    | .217 | 2-3   |
| 10/19/2025 | Ole Miss            | *5 | 1      | 1  | 5  | .000  | 46   | 113 | 407   | 1    | 1  | 27 | .963   | 0    | 0        | .000  | 5    | 1   | 0    | 0  | 1.0   | 0   | 3.0    | .197 | 2-3   |
| 10/24/2025 | Georgia             | *4 | 1      | 0  | 2  | .500  | 25   | 71  | 352   | 1    | 3  | 16 | .813   | 0    | 0        | .000  | 9    | 0   | 0    | 0  | 0.0   | 0   | 2.0    | .234 | 1-3   |
| 10/26/2025 | South Carolina      | *4 | 1      | 0  | 1  | 1.000 | 28   | 75  | 373   | 3    | 1  | 17 | .941   | 0    | 0        | .000  | 11   | 0   | 0    | 0  | 0.0   | 0   | 4.0    | .220 | 1-3   |
| 10/31/2025 | at Kentucky         | *3 | 1      | 0  | 2  | .500  | 19   | 66  | 288   | 0    | 1  | 9  | .889   | 0    | 0        | .000  | 9    | 0   | 1    | 0  | 1.0   | 0   | 1.5    | .108 | 0-3   |
| 11/02/2025 | Missouri            | *5 | 0      | 0  | 1  | .000  | 40   | 86  | 465   | 2    | 2  | 23 | .913   | 0    | 0        | .000  | 10   | 0   | 0    | 0  | 0.0   | 0   | 2.0    | .301 | 3-2   |
| 11/07/2025 | Tennessee           | *3 | 2      | 0  | 3  | .667  | 19   | 47  | 404   | 1    | 2  | 12 | .833   | 0    | 0        | .000  | 6    | 0   | 0    | 0  | 0.0   | 0   | 3.0    | .247 | 0-3   |
| 11/14/2025 | at Alabama          | *3 | 0      | 0  | 0  | .000  | 15   | 40  | 375   | 0    | 2  | 8  | .750   | 0    | 0        | .000  | 4    | 0   | 0    | 0  | 0.0   | 0   | 0.0    | .202 | 1-3   |
| 11/16/2025 | at Mississippi St.  | *5 | 2      | 0  | 8  | .250  | 45   | 92  | 489   | 1    | 2  | 26 | .923   | 0    | 0        | .000  | 12   | 0   | 1    | 0  | 1.0   | 0   | 3.5    | .252 | 3-2   |
| Totals     |                     |    | 94     | 36 | 9  | 100   | .270 | 840 | 2129  | .395 | 23 | 35 | .398   | .912 | 1        | 9     | .889 | 159 | 1    | 6  | 2     | 7.0 | 0      | 63.0 |       |

## Player Averages

| Sets Played | Kills per set | Assists per set | Service aces per set | Digs per set | Blocks per set | Points per set |
|-------------|---------------|-----------------|----------------------|--------------|----------------|----------------|
| 94          | 0.38          | 8.94            | 0.24                 | 1.69         | 0.07           | 0.67           |

## CAREER STATS

| SEASON              | TEAM             | SM-MP  | K          | K/S         | E         | TA         | PCT         | A           | A/S         | SA         | SA/S        | SE         | DIG        | D/S         | RE       | BS       | BA        | TB        | B/S         | BE        | BHE       | PTS          | PTS/S       |
|---------------------|------------------|--------|------------|-------------|-----------|------------|-------------|-------------|-------------|------------|-------------|------------|------------|-------------|----------|----------|-----------|-----------|-------------|-----------|-----------|--------------|-------------|
| 2020-21             | LMU              | 62-16  | 23         | 0.37        | 8         | 68         | .221        | 636         | 10.26       | 20         | 0.32        | 34         | 128        | 2.06        | 0        | 1        | 8         | 9         | 0.15        | 4         | 8         | 48.0         | 0.77        |
| 2021-22             | LMU              | 108-28 | 38         | 0.35        | 15        | 113        | .204        | 1093        | 10.12       | 29         | 0.27        | 42         | 206        | 1.91        | 1        | 1        | 22        | 23        | 0.21        | 7         | 12        | 79.0         | 0.73        |
| 2022-23             | LMU              | 104-28 | 27         | 0.26        | 9         | 98         | .184        | 1088        | 10.46       | 27         | 0.26        | 36         | 167        | 1.61        | 1        | 0        | 33        | 33        | 0.32        | 2         | 21        | 70.5         | 0.68        |
| 2023-24             | LMU              | 91-26  | 2          | 0.02        | 1         | 15         | .067        | 555         | 6.10        | 27         | 0.30        | 38         | 135        | 1.48        | 0        | 0        | 0         | 0         | 0.00        | 0         | 17        | 29.0         | 0.32        |
| 2025-26             | VU               | 94-24  | 36         | 0.38        | 9         | 100        | .270        | 840         | 8.94        | 23         | 0.24        | 35         | 159        | 1.69        | 1        | 1        | 6         | 7         | 0.07        | 2         | 0         | 63.0         | 0.67        |
| <b>TOTAL FOR VU</b> | <b>94 - 24</b>   |        | <b>36</b>  | <b>0.38</b> | <b>9</b>  | <b>100</b> | <b>.270</b> | <b>840</b>  | <b>8.94</b> | <b>23</b>  | <b>0.24</b> | <b>35</b>  | <b>159</b> | <b>1.69</b> | <b>1</b> | <b>1</b> | <b>6</b>  | <b>7</b>  | <b>0.07</b> | <b>2</b>  | <b>0</b>  | <b>63.0</b>  | <b>0.67</b> |
| <b>TOTAL</b>        | <b>459 - 122</b> |        | <b>126</b> | <b>0.27</b> | <b>42</b> | <b>394</b> | <b>.213</b> | <b>4212</b> | <b>9.18</b> | <b>126</b> | <b>0.27</b> | <b>185</b> | <b>795</b> | <b>1.73</b> | <b>3</b> | <b>3</b> | <b>69</b> | <b>72</b> | <b>0.16</b> | <b>15</b> | <b>58</b> | <b>289.5</b> | <b>0.63</b> |

5

RACHEL OGUNLEYE

OH-gun-lee

Middle | 6-2 | Sophomore  
Bloomington, Ill.  
University HS



IG: @rachelogunleye

The Ogunleye File

- Played for Illini Elite Volleyball Club in high school
- 2024 Illinois state champion in track and field

Why Vanderbilt?

“Vanderbilt is known for its impressive academics, and hopefully soon, for its volleyball program. I picked Vanderbilt because in addition to having amazing coaches, I get the incredible opportunity to build a program at a historic SEC university in an amazing city.”

SEASON HIGHS

**BLOCKS:** 1 vs. South Carolina (10.26.25)  
**KILLS:** 1 vs. Kansas (8.23.25)  
**ACES:**

CAREER HIGHS

**BLOCKS:** 1 vs. South Carolina (10.26.25)  
**KILLS:** 1 vs. Kansas (8.23.25)  
**ACES:**

2025 MATCH-BY-MATCH STATS

|            |                | Attack |   |   |    | Set    |   | Serve |      |    |    | Recept |      | Blocking |    |      |     | Team |    |    |       |     |        |      |       |
|------------|----------------|--------|---|---|----|--------|---|-------|------|----|----|--------|------|----------|----|------|-----|------|----|----|-------|-----|--------|------|-------|
| Date       | Opponent       | SP     | K | E | TA | PCT    | A | TA    | PCT  | SA | SE | TA     | PCT  | RE       | TA | PCT  | DIG | BS   | BA | BE | TOTAL | BHE | POINTS | HIT% | SCORE |
| 08/23/2025 | vs Kansas      | 1      | 1 | 0 | 2  | .500   | 0 | 0     | .000 | 0  | 1  | 1      | .000 | 0        | 0  | .000 | 0   | 0    | 0  | 0  | 0.0   | 0   | 1.0    | .108 | 2-3   |
| 08/29/2025 | Belmont        | 1      | 0 | 0 | 2  | .000   | 0 | 0     | .000 | 0  | 0  | 0      | .000 | 0        | 0  | .000 | 0   | 0    | 0  | 0  | 0.0   | 0   | 0.0    | .248 | 3-1   |
| 10/26/2025 | South Carolina | 1      | 0 | 1 | 1  | -1.000 | 0 | 0     | .000 | 0  | 0  | 0      | .000 | 0        | 0  | .000 | 0   | 0    | 1  | 0  | 1.0   | 0   | 0.5    | .220 | 1-3   |
| Totals     |                | 3      | 1 | 1 | 5  | .000   | 0 | 0     | .000 | 0  | 1  | 1      | .000 | 0        | 0  | .000 | 0   | 0    | 1  | 0  | 1.0   | 0   | 1.5    |      |       |

Player Averages

| Sets Played | Kills per set | Assists per set | Service aces per set | Digs per set | Blocks per set | Points per set |
|-------------|---------------|-----------------|----------------------|--------------|----------------|----------------|
| 3           | 0.33          | 0.00            | 0.00                 | 0.00         | 0.33           | 0.50           |

CAREER STATS

| SEASON  | TEAM | SM-MP | K | K/S  | E | TA | PCT  | A | A/S  | SA | SA/S | SE | DIG | D/S  | RE | BS | BA | TB | B/S  | BE | BHE | PTS | PTS/S |
|---------|------|-------|---|------|---|----|------|---|------|----|------|----|-----|------|----|----|----|----|------|----|-----|-----|-------|
| 2025-26 | VU   | 3-3   | 1 | 0.33 | 1 | 5  | .000 | 0 | 0.00 | 0  | 0.00 | 1  | 0   | 0.00 | 0  | 0  | 1  | 1  | 0.33 | 0  | 0   | 1.5 | 0.50  |
| TOTAL   |      | 3 - 3 | 1 | 0.33 | 1 | 5  | .000 | 0 | 0.00 | 0  | 0.00 | 1  | 0   | 0.00 | 0  | 0  | 1  | 1  | 0.33 | 0  | 0   | 1.5 | 0.50  |

6

KATI BEREZOWITZ

BUH-rezz-oh-witz

Libero | 5-3 | Freshman  
Burlington, Wis.  
Burlington HS



IG: @katiberezowitz | X: @KBerezowitz

The Berezowitz File

- Played club volleyball with the Milwaukee Sting in high school
- 2024 conference and county player of the year
- Also played softball in high school

Personal

- Sister, Maddie, played volleyball at Kentucky
- Sister, Molly, plays volleyball at Kentucky
- Brother, Josh, plays basketball at Wisconsin-Whitewater

Why Vanderbilt?

“I chose Vanderbilt, because it truly felt like a second home to me. The coaching staff is one in a million, and the girls are amazing and so welcoming. Once I set foot on campus, I knew it was the place. It’s the full package—the city, being in the SEC and top academics.”

SEASON HIGHS

**DIGS:** 1 four times  
**ASSISTS:** 1 vs. Ole Miss (10.19.25)  
**ACES:**

CAREER HIGHS

**DIGS:** 1 four times  
**ASSISTS:** 1 vs. Ole Miss (10.19.25)  
**ACES:**

2025 MATCH-BY-MATCH STATS

| Date       | Opponent           | SP | Attack |   |    |      | Set |    | Serve |    |    | Recept |       |    | Blocking |      |     |    |    | Team |       |     |        |      |
|------------|--------------------|----|--------|---|----|------|-----|----|-------|----|----|--------|-------|----|----------|------|-----|----|----|------|-------|-----|--------|------|
|            |                    |    | K      | E | TA | PCT  | A   | TA | PCT   | SA | SE | TA     | PCT   | RE | TA       | PCT  | DIG | BS | BA | BE   | TOTAL | BHE | POINTS | HIT% |
| 08/29/2025 | Belmont            | 1  | 0      | 0 | 0  | .000 | 0   | 0  | .000  | 0  | 0  | 1      | 1.000 | 0  | 0        | .000 | 0   | 0  | 0  | 0    | 0.0   | 0.0 | .248   | 3-1  |
| 09/10/2025 | at California      | 2  | 0      | 0 | 0  | .000 | 0   | 0  | .000  | 0  | 0  | 4      | 1.000 | 0  | 0        | .000 | 1   | 0  | 0  | 0    | 0.0   | 0.0 | .223   | 2-3  |
| 10/03/2025 | Oklahoma           | 1  | 0      | 0 | 0  | .000 | 0   | 0  | .000  | 0  | 0  | 3      | 1.000 | 0  | 0        | .000 | 1   | 0  | 0  | 0    | 0.0   | 0.0 | .239   | 1-3  |
| 10/05/2025 | Arkansas           | 3  | 0      | 0 | 0  | .000 | 0   | 0  | .000  | 0  | 0  | 0      | .000  | 0  | 0        | .000 | 0   | 0  | 0  | 0    | 0.0   | 0.0 | .284   | 3-0  |
| 10/10/2025 | at Auburn          | 2  | 0      | 0 | 0  | .000 | 0   | 0  | .000  | 0  | 0  | 4      | 1.000 | 0  | 0        | .000 | 0   | 0  | 0  | 0    | 0.0   | 0.0 | .263   | 1-3  |
| 10/17/2025 | LSU                | 1  | 0      | 0 | 0  | .000 | 0   | 0  | .000  | 0  | 1  | 1      | .000  | 0  | 0        | .000 | 0   | 0  | 0  | 0    | 0.0   | 0.0 | .217   | 2-3  |
| 10/19/2025 | Ole Miss           | 1  | 0      | 0 | 0  | .000 | 1   | 1  | 1.000 | 0  | 0  | 4      | 1.000 | 0  | 0        | .000 | 0   | 0  | 0  | 0    | 0.0   | 0.0 | .197   | 2-3  |
| 10/24/2025 | Georgia            | 1  | 0      | 0 | 0  | .000 | 0   | 0  | .000  | 0  | 0  | 1      | 1.000 | 0  | 0        | .000 | 0   | 0  | 0  | 0    | 0.0   | 0.0 | .234   | 1-3  |
| 10/26/2025 | South Carolina     | 2  | 0      | 0 | 0  | .000 | 0   | 1  | .000  | 0  | 0  | 3      | 1.000 | 0  | 0        | .000 | 0   | 0  | 0  | 0    | 0.0   | 0.0 | .220   | 1-3  |
| 10/31/2025 | at Kentucky        | 2  | 0      | 0 | 0  | .000 | 0   | 0  | .000  | 0  | 0  | 4      | 1.000 | 0  | 0        | .000 | 1   | 0  | 0  | 0    | 0.0   | 0.0 | .108   | 0-3  |
| 11/02/2025 | Missouri           | 5  | 0      | 0 | 0  | .000 | 0   | 1  | .000  | 0  | 1  | 12     | .917  | 0  | 0        | .000 | 1   | 0  | 0  | 0    | 0.0   | 0.0 | .301   | 3-2  |
| 11/07/2025 | Tennessee          | 3  | 0      | 0 | 0  | .000 | 0   | 0  | .000  | 0  | 0  | 4      | 1.000 | 0  | 0        | .000 | 0   | 0  | 0  | 0    | 0.0   | 0.0 | .247   | 0-3  |
| 11/14/2025 | at Alabama         | 1  | 0      | 0 | 0  | .000 | 0   | 0  | .000  | 0  | 0  | 1      | 1.000 | 0  | 0        | .000 | 0   | 0  | 0  | 0    | 0.0   | 0.0 | .202   | 1-3  |
| 11/16/2025 | at Mississippi St. | 4  | 0      | 0 | 0  | .000 | 0   | 0  | .000  | 0  | 1  | 5      | .800  | 0  | 0        | .000 | 0   | 0  | 0  | 0    | 0.0   | 0.0 | .252   | 3-2  |
| Totals     |                    | 29 | 0      | 0 | 0  | .000 | 1   | 3  | .333  | 0  | 3  | 47     | .936  | 0  | 0        | .000 | 4   | 0  | 0  | 0    | 0.0   | 0.0 |        |      |

| Player Averages |               |                 |                      |              |                |                |  |
|-----------------|---------------|-----------------|----------------------|--------------|----------------|----------------|--|
| Sets Played     | Kills per set | Assists per set | Service aces per set | Digs per set | Blocks per set | Points per set |  |
| 29              | 0.00          | 0.03            | 0.00                 | 0.14         | 0.00           | 0.00           |  |

CAREER STATS

| SEASON  | TEAM | SM-MP   | K | K/S  | E | TA | PCT  | A | A/S  | SA | SA/S | SE | DIG | D/S  | RE | BS | BA | TB | B/S  | BE | BHE | PTS | PTS/S |
|---------|------|---------|---|------|---|----|------|---|------|----|------|----|-----|------|----|----|----|----|------|----|-----|-----|-------|
| 2025-26 | VU   | 29-14   | 0 | 0.00 | 0 | 0  | .000 | 1 | 0.03 | 0  | 0.00 | 3  | 4   | 0.14 | 0  | 0  | 0  | 0  | 0.00 | 0  | 0   | 0.0 | 0.00  |
| TOTAL   |      | 29 - 14 | 0 | 0.00 | 0 | 0  | .000 | 1 | 0.03 | 0  | 0.00 | 3  | 4   | 0.14 | 0  | 0  | 0  | 0  | 0.00 | 0  | 0   | 0.0 | 0.00  |

## 8 ELLI KINNEY

Libero | 5-8 | Junior  
Chattanooga, Tenn.  
Baylor School / Charleston



IG: @ellikinney

### The Kinney File

- Transferred to Vandy after spending her freshman year at Charleston
- Appeared in all 31 matches as a freshman
- Led the team in passing percentage (.958) in 2023

### Personal

- Mother played softball at Evansville
- Father played baseball at Tennessee Tech
- Brother plays professional baseball for the Tampa Bay Rays organization
- Majoring in human & organizational development

### Why Vanderbilt?

"Choosing Vanderbilt was an easy decision for me because of the opportunity to get an amazing education while competing at a high level. Being from Tennessee and growing up around Vanderbilt sports makes joining the first Vanderbilt volleyball team very special to me. I can't wait to be a part of the program and to work with an amazing coaching staff that will push me to be the best person and player that I can be."

### SEASON HIGHS

**DIGS:** 20 vs. South Carolina (10.26.25)  
**ASSISTS:** 6 at Auburn (10.10.25)  
**ACES:** 1 six times

### CAREER HIGHS

**DIGS:** 20 vs. South Carolina (10.26.25)  
**ASSISTS:** 6 at Auburn (10.10.25)  
**ACES:** 3 twice

### 2025 MATCH-BY-MATCH STATS

| Date       | Opponent            | Attack |   |   |    | Set   |    | Serve |       |    |    | Recept |       |    | Blocking |       |     |    | Team |    |       |     |        |      |       |
|------------|---------------------|--------|---|---|----|-------|----|-------|-------|----|----|--------|-------|----|----------|-------|-----|----|------|----|-------|-----|--------|------|-------|
|            |                     | SP     | K | E | TA | PCT   | A  | TA    | PCT   | SA | SE | TA     | PCT   | RE | TA       | PCT   | DIG | BS | BA   | BE | TOTAL | BHE | POINTS | HIT% | SCORE |
| 08/23/2025 | vs Kansas           | *5     | 0 | 0 | 0  | .000  | 2  | 5     | .400  | 1  | 0  | 21     | 1.000 | 2  | 20       | .900  | 3   | 0  | 0    | 0  | 0.0   | 0   | 1.0    | .108 | 2-3   |
| 08/29/2025 | Belmont             | *3     | 0 | 0 | 0  | .000  | 0  | 2     | .000  | 0  | 2  | 11     | .818  | 0  | 3        | 1.000 | 8   | 0  | 0    | 0  | 0.0   | 0   | 0.0    | .248 | 3-1   |
| 08/31/2025 | vs Illinois         | *4     | 0 | 0 | 0  | .000  | 1  | 4     | .250  | 1  | 1  | 11     | .909  | 1  | 12       | .917  | 11  | 0  | 0    | 0  | 0.0   | 0   | 1.0    | .174 | 1-3   |
| 09/04/2025 | at Lipscomb         | *4     | 0 | 0 | 0  | .000  | 0  | 1     | .000  | 0  | 1  | 19     | .947  | 1  | 14       | .929  | 7   | 0  | 0    | 0  | 0.0   | 0   | 0.0    | .354 | 3-1   |
| 09/05/2025 | Minnesota           | *3     | 0 | 0 | 0  | .000  | 0  | 3     | .000  | 0  | 0  | 0      | .000  | 2  | 21       | .905  | 4   | 0  | 0    | 0  | 0.0   | 0   | 0.0    | .116 | 0-3   |
| 09/10/2025 | at California       | *5     | 0 | 0 | 0  | .000  | 4  | 7     | .571  | 0  | 0  | 2      | 1.000 | 1  | 27       | .963  | 6   | 0  | 0    | 0  | 0.0   | 0   | 0.0    | .223 | 2-3   |
| 09/12/2025 | at UC Santa Barbara | *4     | 0 | 0 | 0  | .000  | 2  | 5     | .400  | 0  | 0  | 7      | 1.000 | 0  | 14       | 1.000 | 5   | 0  | 0    | 0  | 0.0   | 0   | 0.0    | .168 | 1-3   |
| 09/16/2025 | at Western Ky.      | *3     | 0 | 0 | 0  | .000  | 1  | 1     | 1.000 | 0  | 3  | 8      | .625  | 0  | 12       | 1.000 | 6   | 0  | 0    | 0  | 0.0   | 0   | 0.0    | .321 | 3-0   |
| 09/19/2025 | UC Irvine           | *4     | 0 | 0 | 0  | .000  | 2  | 7     | .286  | 0  | 2  | 8      | .750  | 1  | 19       | .947  | 8   | 0  | 0    | 0  | 0.0   | 0   | 0.0    | .313 | 3-1   |
| 09/24/2025 | at Texas            | *3     | 0 | 0 | 0  | .000  | 1  | 1     | 1.000 | 1  | 2  | 9      | .778  | 0  | 21       | 1.000 | 2   | 0  | 0    | 0  | 0.0   | 0   | 1.0    | .153 | 0-3   |
| 09/26/2025 | at Texas A&M        | *3     | 0 | 0 | 0  | .000  | 2  | 2     | 1.000 | 0  | 0  | 7      | 1.000 | 0  | 10       | 1.000 | 3   | 0  | 0    | 0  | 0.0   | 0   | 0.0    | .172 | 0-3   |
| 10/03/2025 | Oklahoma            | *4     | 0 | 0 | 1  | .000  | 2  | 4     | .500  | 1  | 0  | 17     | 1.000 | 2  | 21       | .905  | 12  | 0  | 0    | 0  | 0.0   | 0   | 1.0    | .239 | 1-3   |
| 10/05/2025 | Arkansas            | 3      | 0 | 0 | 0  | .000  | 2  | 2     | 1.000 | 1  | 0  | 12     | 1.000 | 1  | 14       | .929  | 16  | 0  | 0    | 0  | 0.0   | 0   | 1.0    | .284 | 3-0   |
| 10/10/2025 | at Auburn           | 4      | 0 | 0 | 0  | .000  | 6  | 19    | .316  | 0  | 2  | 7      | .714  | 1  | 24       | .958  | 10  | 0  | 0    | 0  | 0.0   | 0   | 0.0    | .263 | 1-3   |
| 10/12/2025 | at Florida          | 4      | 0 | 0 | 0  | .000  | 1  | 5     | .200  | 0  | 1  | 13     | .923  | 2  | 19       | .895  | 10  | 0  | 0    | 0  | 0.0   | 0   | 0.0    | .106 | 1-3   |
| 10/17/2025 | LSU                 | 5      | 1 | 0 | 1  | 1.000 | 5  | 20    | .250  | 0  | 1  | 17     | .941  | 0  | 20       | 1.000 | 16  | 0  | 0    | 0  | 0.0   | 0   | 1.0    | .217 | 2-3   |
| 10/19/2025 | Ole Miss            | 5      | 1 | 0 | 1  | 1.000 | 0  | 15    | .000  | 0  | 1  | 14     | .929  | 0  | 10       | 1.000 | 18  | 0  | 0    | 0  | 0.0   | 0   | 1.0    | .197 | 2-3   |
| 10/24/2025 | Georgia             | 4      | 0 | 0 | 0  | .000  | 5  | 10    | .500  | 0  | 2  | 10     | .800  | 0  | 28       | 1.000 | 14  | 0  | 0    | 0  | 0.0   | 0   | 0.0    | .234 | 1-3   |
| 10/26/2025 | South Carolina      | 4      | 0 | 0 | 0  | .000  | 4  | 11    | .364  | 0  | 1  | 11     | .909  | 0  | 12       | 1.000 | 20  | 0  | 0    | 0  | 0.0   | 0   | 0.0    | .220 | 1-3   |
| 10/31/2025 | at Kentucky         | 3      | 0 | 0 | 0  | .000  | 1  | 8     | .125  | 0  | 0  | 2      | 1.000 | 2  | 9        | .778  | 12  | 0  | 0    | 0  | 0.0   | 0   | 0.0    | .108 | 0-3   |
| 11/02/2025 | Missouri            | 5      | 0 | 0 | 0  | .000  | 5  | 14    | .357  | 0  | 0  | 0      | .000  | 1  | 16       | .938  | 19  | 0  | 0    | 0  | 0.0   | 0   | 0.0    | .301 | 3-2   |
| 11/07/2025 | Tennessee           | 3      | 0 | 0 | 0  | .000  | 2  | 7     | .286  | 0  | 0  | 5      | 1.000 | 1  | 12       | .917  | 5   | 0  | 0    | 0  | 0.0   | 0   | 0.0    | .247 | 0-3   |
| 11/14/2025 | at Alabama          | 4      | 0 | 0 | 0  | .000  | 2  | 11    | .182  | 1  | 1  | 12     | .917  | 3  | 22       | .864  | 9   | 0  | 0    | 0  | 0.0   | 0   | 1.0    | .202 | 1-3   |
| 11/16/2025 | at Mississippi St.  | 5      | 0 | 0 | 0  | .000  | 3  | 8     | .375  | 0  | 0  | 15     | 1.000 | 0  | 37       | 1.000 | 17  | 0  | 0    | 0  | 0.0   | 0   | 0.0    | .252 | 3-2   |
| Totals     |                     | 94     | 2 | 0 | 3  | .667  | 53 | 172   | .308  | 6  | 20 | 238    | .916  | 21 | 417      | .950  | 241 | 0  | 0    | 0  | 0.0   | 0   | 8.0    |      |       |

### Player Averages

| Sets Played | Kills per set | Assists per set | Service aces per set | Digs per set | Blocks per set | Points per set |
|-------------|---------------|-----------------|----------------------|--------------|----------------|----------------|
| 94          | 0.02          | 0.56            | 0.06                 | 2.56         | 0.00           | 0.09           |

### CAREER STATS

| SEASON              | TEAM            | SM-MP  | K        | K/S         | E        | TA        | PCT         | A         | A/S         | SA        | SA/S        | SE        | DIG        | D/S         | RE        | BS       | BA       | TB       | B/S         | BE       | BHE      | PTS         | PTS/S       |
|---------------------|-----------------|--------|----------|-------------|----------|-----------|-------------|-----------|-------------|-----------|-------------|-----------|------------|-------------|-----------|----------|----------|----------|-------------|----------|----------|-------------|-------------|
| 2023-24             | CC              | 108-30 | 2        | 0.02        | 2        | 20        | .000        | 35        | 0.32        | 17        | 0.16        | 15        | 303        | 2.81        | 22        | 0        | 0        | 0        | 0.00        | 0        | 1        | 19.0        | 0.18        |
| 2025-26             | VU              | 94-24  | 2        | 0.02        | 0        | 3         | .667        | 53        | 0.56        | 6         | 0.06        | 20        | 241        | 2.56        | 21        | 0        | 0        | 0        | 0.00        | 0        | 0        | 8.0         | 0.09        |
| <b>TOTAL FOR VU</b> | <b>94 - 24</b>  |        | <b>2</b> | <b>0.02</b> | <b>0</b> | <b>3</b>  | <b>.667</b> | <b>53</b> | <b>0.56</b> | <b>6</b>  | <b>0.06</b> | <b>20</b> | <b>241</b> | <b>2.56</b> | <b>21</b> | <b>0</b> | <b>0</b> | <b>0</b> | <b>0.00</b> | <b>0</b> | <b>0</b> | <b>8.0</b>  | <b>0.09</b> |
| <b>TOTAL</b>        | <b>202 - 54</b> |        | <b>4</b> | <b>0.02</b> | <b>2</b> | <b>23</b> | <b>.087</b> | <b>88</b> | <b>0.44</b> | <b>23</b> | <b>0.11</b> | <b>35</b> | <b>544</b> | <b>2.69</b> | <b>43</b> | <b>0</b> | <b>0</b> | <b>0</b> | <b>0.00</b> | <b>0</b> | <b>1</b> | <b>27.0</b> | <b>0.13</b> |



# 9 REESE ANIMASHAUN

*An-ih-MUH-shawn*

Outside | 5-11 | Sophomore  
Houston, Texas  
St. John's School



IG: @reese\_animashaun

## Double-Doubles

Career: Four

Season: Four

- Kansas (8.23.25) – 18 kills/11 digs
- Cal (9.10.25) – 17 kills/20 digs
- Oklahoma (10.3.25) – 10 kills/14 digs
- Ole Miss (10.19.25) – 15 kills/12 digs

## The Animashaun File

- Played club volleyball with the Houston Skyline in high school
- Holds high school track and field records in three events

## Personal

- Mother played volleyball at Texas State

## Why Vanderbilt?

“The Vanderbilt community is amazing. It is supportive and invested in the beginning of volleyball at Vanderbilt. The coaching staff cares about my development as a person, athlete and student. Finally, I wanted the opportunity to study at one of the top schools in the nation, compete with the best of the best in the SEC and experience the city of Nashville.”

## SEASON HIGHS

**KILLS:** 18 vs. Kansas (8.23.25)  
**DIGS:** 20 at California (9.10.25)  
**ASSISTS:** 6 at Alabama (11.14.25)  
**ACES:** 2 twice

## CAREER HIGHS

**KILLS:** 18 vs. Kansas (8.23.25)  
**DIGS:** 20 at California (9.10.25)  
**ASSISTS:** 6 at Alabama (11.14.25)  
**ACES:** 2 twice

## 2025 MATCH-BY-MATCH STATS

| Date       | Opponent            | SP | Attack |     |     |       | Set  |    | Serve |      |    |     | Recept |      |     | Blocking |      |     |    | Team  |     |        |      |       |     |
|------------|---------------------|----|--------|-----|-----|-------|------|----|-------|------|----|-----|--------|------|-----|----------|------|-----|----|-------|-----|--------|------|-------|-----|
|            |                     |    | K      | E   | TA  | PCT   | A    | TA | SA    | SE   | TA | PCT | RE     | TA   | PCT | DIG      | BS   | BA  | BE | TOTAL | BHE | POINTS | HIT% | SCORE |     |
| 08/23/2025 | vs Kansas           | *5 | 18     | 11  | 49  | .143  | 5    | 14 | .357  | 0    | 1  | 12  | .917   | 0    | 34  | 1.000    | 11   | 2   | 2  | 0     | 4.0 | 0      | 21.0 | .108  | 2-3 |
| 08/29/2025 | Belmont             | *3 | 6      | 3   | 22  | .136  | 4    | 4  | 1.000 | 0    | 1  | 9   | .889   | 1    | 9   | .889     | 2    | 0   | 2  | 0     | 2.0 | 0      | 7.0  | .248  | 3-1 |
| 08/31/2025 | vs Illinois         | *4 | 10     | 11  | 38  | -.026 | 5    | 17 | .294  | 1    | 2  | 13  | .846   | 0    | 19  | 1.000    | 9    | 0   | 0  | 0     | 0.0 | 0      | 11.0 | .174  | 1-3 |
| 09/04/2025 | at Lipscomb         | *4 | 9      | 3   | 26  | .231  | 3    | 13 | .231  | 1    | 3  | 9   | .667   | 2    | 11  | .818     | 4    | 1   | 1  | 0     | 2.0 | 0      | 11.5 | .354  | 3-1 |
| 09/05/2025 | Minnesota           | *3 | 6      | 6   | 25  | .000  | 5    | 11 | .455  | 0    | 1  | 8   | .875   | 2    | 24  | .917     | 5    | 0   | 0  | 0     | 0.0 | 0      | 6.0  | .116  | 0-3 |
| 09/10/2025 | at California       | *5 | 17     | 7   | 43  | .233  | 3    | 18 | .167  | 2    | 2  | 20  | .900   | 3    | 20  | .850     | 20   | 0   | 1  | 2     | 1.0 | 0      | 19.5 | .223  | 2-3 |
| 09/12/2025 | at UC Santa Barbara | *3 | 3      | 3   | 15  | .000  | 0    | 1  | .000  | 0    | 2  | 4   | .500   | 1    | 16  | .938     | 2    | 0   | 0  | 0     | 0.0 | 0      | 3.0  | .168  | 1-3 |
| 09/16/2025 | at Western Ky.      | *3 | 8      | 2   | 20  | .300  | 2    | 8  | .250  | 1    | 3  | 10  | .700   | 1    | 16  | .938     | 3    | 0   | 1  | 0     | 1.0 | 0      | 9.5  | .321  | 3-0 |
| 09/19/2025 | UC Irvine           | *4 | 9      | 3   | 33  | .182  | 3    | 7  | .429  | 2    | 4  | 17  | .765   | 2    | 24  | .917     | 17   | 0   | 1  | 1     | 1.0 | 0      | 11.5 | .313  | 3-1 |
| 09/24/2025 | at Texas            | *3 | 6      | 3   | 17  | .176  | 0    | 3  | .000  | 0    | 2  | 5   | .600   | 1    | 18  | .944     | 1    | 0   | 1  | 0     | 1.0 | 0      | 6.5  | .153  | 0-3 |
| 09/26/2025 | at Texas A&M        | *3 | 6      | 3   | 20  | .150  | 2    | 3  | .667  | 1    | 4  | 11  | .636   | 0    | 15  | 1.000    | 11   | 0   | 1  | 2     | 1.0 | 0      | 7.5  | .172  | 0-3 |
| 10/03/2025 | Oklahoma            | *4 | 10     | 9   | 34  | .029  | 0    | 3  | .000  | 1    | 1  | 16  | .938   | 2    | 23  | .913     | 14   | 0   | 1  | 0     | 1.0 | 0      | 11.5 | .239  | 1-3 |
| 10/05/2025 | Arkansas            | *3 | 8      | 5   | 25  | .120  | 2    | 4  | .500  | 2    | 1  | 15  | .933   | 1    | 13  | .923     | 13   | 0   | 0  | 0     | 0.0 | 0      | 10.0 | .284  | 3-0 |
| 10/10/2025 | at Auburn           | *4 | 12     | 5   | 38  | .184  | 4    | 12 | .333  | 1    | 5  | 14  | .643   | 0    | 16  | 1.000    | 8    | 0   | 0  | 0     | 0.0 | 0      | 13.0 | .263  | 1-3 |
| 10/12/2025 | at Florida          | *4 | 7      | 6   | 22  | .045  | 1    | 2  | .500  | 0    | 1  | 7   | .857   | 0    | 21  | 1.000    | 8    | 0   | 1  | 0     | 1.0 | 0      | 7.5  | .106  | 1-3 |
| 10/17/2025 | LSU                 | *5 | 9      | 4   | 31  | .161  | 3    | 9  | .333  | 1    | 3  | 9   | .667   | 3    | 33  | .909     | 10   | 1   | 0  | 0     | 1.0 | 0      | 11.0 | .217  | 2-3 |
| 10/19/2025 | Ole Miss            | *5 | 15     | 6   | 46  | .196  | 1    | 5  | .200  | 1    | 5  | 15  | .667   | 1    | 24  | .958     | 12   | 0   | 0  | 0     | 0.0 | 0      | 16.0 | .197  | 2-3 |
| 10/24/2025 | Georgia             | *4 | 8      | 2   | 30  | .200  | 1    | 3  | .333  | 1    | 1  | 9   | .889   | 0    | 19  | 1.000    | 8    | 0   | 2  | 0     | 2.0 | 0      | 10.0 | .234  | 1-3 |
| 10/26/2025 | South Carolina      | *4 | 16     | 6   | 41  | .244  | 2    | 4  | .500  | 0    | 2  | 16  | .875   | 2    | 21  | .905     | 9    | 0   | 1  | 1     | 1.0 | 0      | 16.5 | .220  | 1-3 |
| 10/31/2025 | at Kentucky         | *3 | 8      | 6   | 24  | .083  | 0    | 1  | .000  | 0    | 0  | 5   | 1.000  | 3    | 23  | .870     | 4    | 0   | 2  | 0     | 2.0 | 0      | 9.0  | .108  | 0-3 |
| 11/02/2025 | Missouri            | *5 | 16     | 4   | 43  | .279  | 0    | 6  | .000  | 0    | 3  | 16  | .813   | 5    | 37  | .865     | 14   | 0   | 3  | 0     | 3.0 | 0      | 17.5 | .301  | 3-2 |
| 11/07/2025 | Tennessee           | *3 | 7      | 8   | 24  | -.042 | 1    | 3  | .333  | 0    | 0  | 8   | 1.000  | 0    | 16  | 1.000    | 6    | 0   | 0  | 0     | 0.0 | 0      | 7.0  | .247  | 0-3 |
| 11/14/2025 | at Alabama          | *4 | 7      | 7   | 28  | .000  | 6    | 10 | .600  | 1    | 1  | 22  | .955   | 2    | 23  | .913     | 9    | 0   | 2  | 0     | 2.0 | 0      | 9.0  | .202  | 1-3 |
| 11/16/2025 | at Mississippi St.  | *5 | 6      | 10  | 31  | -.129 | 3    | 7  | .429  | 0    | 1  | 18  | .944   | 1    | 24  | .958     | 14   | 0   | 3  | 1     | 3.0 | 0      | 7.5  | .252  | 3-2 |
| Totals     |                     |    | 93     | 227 | 133 | 725   | .130 | 56 | 168   | .333 | 16 | 49  | .288   | .830 | 33  | 499      | .934 | 214 | 4  | 25    | 7   | 29.0   | 0    | 259.5 |     |

## Player Averages

| Sets Played | Kills per set | Assists per set | Service aces per set | Digs per set | Blocks per set | Points per set |
|-------------|---------------|-----------------|----------------------|--------------|----------------|----------------|
| 93          | 2.44          | 0.60            | 0.17                 | 2.30         | 0.31           | 2.79           |

## CAREER STATS

| SEASON  | TEAM | SM-MP   | K   | K/S  | E   | TA  | PCT  | A  | A/S  | SA | SA/S | SE | DIG | D/S  | RE | BS | BA | TB | B/S  | BE | BHE | PTS   | PTS/S |
|---------|------|---------|-----|------|-----|-----|------|----|------|----|------|----|-----|------|----|----|----|----|------|----|-----|-------|-------|
| 2025-26 | VU   | 93-24   | 227 | 2.44 | 133 | 725 | .130 | 56 | 0.60 | 16 | 0.17 | 49 | 214 | 2.30 | 33 | 4  | 25 | 29 | 0.31 | 7  | 0   | 259.5 | 2.79  |
| TOTAL   |      | 93 - 24 | 227 | 2.44 | 133 | 725 | .130 | 56 | 0.60 | 16 | 0.17 | 49 | 214 | 2.30 | 33 | 4  | 25 | 29 | 0.31 | 7  | 0   | 259.5 | 2.79  |

# 10 SYDNEY BRYANT

Outside | 6-4 | Freshman  
Richmond, Texas  
George Ranch HS



IG: @sydneynikole\_bryant

## The Bryant File

- Played for the Houston Juniors Volleyball Club in high school
- George Ranch kills leader two years in a row (2022, '23)

## Why Vanderbilt?

"I chose Vanderbilt because of the city, coaching staff, academics and the opportunity to make history. The resources that Vanderbilt can provide for me and the culture that will be brought to the team brings me so much joy and excitement."

## SEASON HIGHS

KILLS:  
DIGS:  
ACES:

## CAREER HIGHS

KILLS:  
DIGS:  
ACES:

## 2025 MATCH-BY-MATCH STATS

## CAREER STATS

11 MAYA WITHERSPOON

Outside | 5-11 | Freshman  
Wildwood, Mo.  
Lafayette HS



IG: @maya.witherspoon

The Witherspoon File

- 2024-25 Missouri Girls Volleyball Gatorade Player of the Year
- Played club volleyball for the Rockwood Thunder in high school
- Won three consecutive state championships with her high school volleyball team
- 2024 AVCA all-region

Personal

- Father, Will, played football at Georgia and in the NFL for the Eagles, Panthers, Rams and Titans
- Mother, Rebecca, played volleyball at Georgia
- Sister, Layne, plays volleyball at Augusta
- Cousin, Greg Hall Jr., played football at Appalachian State and Auburn

Why Vanderbilt?

“I chose Vanderbilt, because as cliché as it sounds, Nashville felt like home. I knew that the coaching staff supported me throughout my recruiting process. I wanted to challenge myself athletically but also academically, and Vanderbilt has a huge reputation for their academics and that drew me to the program. Both my parents played in the SEC, and I’ve always been drawn to play in that conference, because as they say, ‘it just means more.’ I knew that I wasn’t going to get the opportunity to be a part of a new program at a school with such high expectations anywhere else, and that new opportunity to help grow something new also is what made me choose Vanderbilt.”

SEASON HIGHS

**KILLS:** 11 twice  
**DIGS:** 12 vs. Ole Miss (10.19.25)  
**ACES:** 5 at Florida (10.12.25)

CAREER HIGHS

**KILLS:** 11 twice  
**DIGS:** 12 vs. Ole Miss (10.19.25)  
**ACES:** 5 at Florida (10.12.25)

2025 MATCH-BY-MATCH STATS

| Date       | Opponent            | SP | Attack |    |     |       | Set |    |       | Serve |    |     |       | Recept |     |       | Blocking |    |    |    | Team  |     |        |            |
|------------|---------------------|----|--------|----|-----|-------|-----|----|-------|-------|----|-----|-------|--------|-----|-------|----------|----|----|----|-------|-----|--------|------------|
|            |                     |    | K      | E  | TA  | PCT   | A   | TA | PCT   | SA    | SE | TA  | PCT   | RE     | TA  | PCT   | DIG      | BS | BA | BE | TOTAL | BHE | POINTS | HIT% SCORE |
| 08/23/2025 | vs Kansas           | 5  | 1      | 3  | 5   | .400  | 0   | 0  | .000  | 1     | 0  | 9   | 1.000 | 0      | 3   | 1.000 | 1        | 0  | 1  | 0  | 1.0   | 0   | 2.5    | .108 2-3   |
| 08/29/2025 | Belmont             | 3  | 6      | 4  | 17  | .118  | 0   | 0  | .000  | 0     | 1  | 6   | .833  | 0      | 1   | 1.000 | 5        | 0  | 1  | 0  | 1.0   | 0   | 6.5    | .248 3-1   |
| 08/31/2025 | vs Illinois         | 3  | 0      | 0  | 0   | .000  | 0   | 0  | .000  | 0     | 1  | 4   | .750  | 0      | 0   | .000  | 0        | 0  | 0  | 0  | 0.0   | 0   | 0.0    | .174 1-3   |
| 09/04/2025 | at Lipscomb         | 4  | 0      | 0  | 0   | .000  | 0   | 0  | .000  | 0     | 1  | 6   | .833  | 0      | 0   | .000  | 0        | 0  | 0  | 0  | 0.0   | 0   | 0.0    | .354 3-1   |
| 09/05/2025 | Minnesota           | 3  | 3      | 6  | 14  | -.214 | 0   | 0  | .000  | 2     | 1  | 13  | .923  | 0      | 2   | 1.000 | 3        | 0  | 0  | 0  | 0.0   | 0   | 5.0    | .116 0-3   |
| 09/10/2025 | at California       | 5  | 9      | 8  | 41  | .024  | 0   | 3  | .000  | 1     | 4  | 18  | .778  | 0      | 3   | 1.000 | 1        | 0  | 2  | 0  | 2.0   | 0   | 11.0   | .223 2-3   |
| 09/12/2025 | at UC Santa Barbara | 4  | 4      | 6  | 18  | -.111 | 0   | 3  | .000  | 0     | 2  | 3   | .333  | 1      | 5   | .800  | 0        | 0  | 0  | 0  | 0.0   | 0   | 4.0    | .168 1-3   |
| 09/16/2025 | at Western Ky.      | 2  | 0      | 0  | 0   | .000  | 0   | 0  | .000  | 1     | 1  | 4   | .750  | 0      | 0   | .000  | 2        | 0  | 0  | 0  | 0.0   | 0   | 1.0    | .321 3-0   |
| 09/19/2025 | UC Irvine           | 3  | 0      | 0  | 0   | .000  | 0   | 0  | .000  | 1     | 2  | 7   | .714  | 0      | 0   | .000  | 0        | 0  | 0  | 0  | 0.0   | 0   | 1.0    | .313 3-1   |
| 09/24/2025 | at Texas            | 2  | 0      | 0  | 0   | .000  | 0   | 0  | .000  | 1     | 1  | 4   | .750  | 0      | 0   | .000  | 1        | 0  | 0  | 0  | 0.0   | 0   | 1.0    | .153 0-3   |
| 09/26/2025 | at Texas A&M        | 3  | 0      | 0  | 0   | .000  | 0   | 0  | .000  | 1     | 0  | 11  | 1.000 | 0      | 0   | .000  | 1        | 0  | 0  | 0  | 0.0   | 0   | 1.0    | .172 0-3   |
| 10/03/2025 | Oklahoma            | 4  | 0      | 0  | 0   | .000  | 2   | 2  | 1.000 | 0     | 2  | 13  | .846  | 0      | 0   | .000  | 4        | 0  | 0  | 0  | 0.0   | 0   | 0.0    | .239 1-3   |
| 10/05/2025 | Arkansas            | 3  | 0      | 0  | 0   | .000  | 0   | 0  | .000  | 2     | 1  | 11  | .909  | 0      | 0   | .000  | 2        | 0  | 0  | 0  | 0.0   | 0   | 2.0    | .284 3-0   |
| 10/10/2025 | at Auburn           | 4  | 0      | 0  | 0   | .000  | 2   | 3  | .667  | 0     | 0  | 16  | 1.000 | 0      | 0   | .000  | 6        | 0  | 0  | 0  | 0.0   | 0   | 0.0    | .263 1-3   |
| 10/12/2025 | at Florida          | 4  | 0      | 0  | 0   | .000  | 0   | 3  | .000  | 5     | 0  | 14  | 1.000 | 0      | 0   | .000  | 3        | 0  | 0  | 0  | 0.0   | 0   | 5.0    | .106 1-3   |
| 10/17/2025 | LSU                 | 5  | 0      | 0  | 0   | .000  | 1   | 1  | 1.000 | 0     | 0  | 12  | 1.000 | 0      | 0   | .000  | 1        | 0  | 0  | 0  | 0.0   | 0   | 0.0    | .217 2-3   |
| 10/19/2025 | Ole Miss            | *5 | 8      | 6  | 32  | .063  | 2   | 5  | .400  | 2     | 1  | 18  | .944  | 2      | 30  | .933  | 12       | 1  | 4  | 0  | 5.0   | 0   | 13.0   | .197 2-3   |
| 10/24/2025 | Georgia             | *4 | 7      | 3  | 22  | .182  | 0   | 2  | .000  | 1     | 2  | 22  | .909  | 2      | 15  | .867  | 4        | 0  | 0  | 0  | 0.0   | 0   | 8.0    | .234 1-3   |
| 10/26/2025 | South Carolina      | *4 | 10     | 5  | 26  | .192  | 1   | 2  | .500  | 0     | 2  | 19  | .895  | 1      | 26  | .962  | 6        | 0  | 1  | 0  | 1.0   | 0   | 10.5   | .220 1-3   |
| 10/31/2025 | at Kentucky         | *3 | 6      | 5  | 20  | .050  | 0   | 1  | .000  | 1     | 0  | 12  | 1.000 | 2      | 14  | .857  | 4        | 0  | 0  | 0  | 0.0   | 0   | 7.0    | .108 0-3   |
| 11/02/2025 | Missouri            | *5 | 11     | 5  | 26  | .231  | 0   | 1  | .000  | 3     | 1  | 23  | .957  | 1      | 11  | .909  | 7        | 0  | 1  | 0  | 1.0   | 0   | 14.5   | .301 3-2   |
| 11/07/2025 | Tennessee           | *3 | 6      | 4  | 19  | .105  | 2   | 4  | .500  | 0     | 1  | 13  | .923  | 1      | 16  | .938  | 3        | 0  | 0  | 0  | 0.0   | 0   | 6.0    | .247 0-3   |
| 11/14/2025 | at Alabama          | *4 | 11     | 9  | 28  | .071  | 1   | 4  | .250  | 2     | 0  | 16  | 1.000 | 1      | 25  | .960  | 4        | 0  | 1  | 0  | 1.0   | 0   | 13.5   | .202 1-3   |
| 11/16/2025 | at Mississippi St.  | 5  | 8      | 4  | 20  | .200  | 1   | 5  | .200  | 2     | 0  | 18  | 1.000 | 0      | 7   | 1.000 | 3        | 0  | 2  | 0  | 2.0   | 0   | 11.0   | .252 3-2   |
| Totals     |                     | 90 | 90     | 68 | 288 | .076  | 12  | 39 | .308  | 26    | 24 | 292 | .918  | 11     | 158 | .930  | 73       | 1  | 13 | 0  | 14.0  | 0   | 123.5  |            |

| Player Averages |               |                 |                      |              |                |                |
|-----------------|---------------|-----------------|----------------------|--------------|----------------|----------------|
| Sets Played     | Kills per set | Assists per set | Service aces per set | Digs per set | Blocks per set | Points per set |
| 90              | 1.00          | 0.13            | 0.29                 | 0.81         | 0.16           | 1.37           |

CAREER STATS

| SEASON  | TEAM | SM-MP   | K  | K/S  | E  | TA  | PCT  | A  | A/S  | SA | SA/S | SE | DIG | D/S  | RE | BS | BA | TB | B/S  | BE | BHE | PTS   | PTS/S |
|---------|------|---------|----|------|----|-----|------|----|------|----|------|----|-----|------|----|----|----|----|------|----|-----|-------|-------|
| 2025-26 | VU   | 90-24   | 90 | 1.00 | 68 | 288 | .076 | 12 | 0.13 | 26 | 0.29 | 24 | 73  | 0.81 | 11 | 1  | 13 | 14 | 0.16 | 0  | 0   | 123.5 | 1.37  |
| TOTAL   |      | 90 - 24 | 90 | 1.00 | 68 | 288 | .076 | 12 | 0.13 | 26 | 0.29 | 24 | 73  | 0.81 | 11 | 1  | 13 | 14 | 0.16 | 0  | 0   | 123.5 | 1.37  |

12 KAYLA DUNLAP

Middle | 6-4 | Freshman  
Nashville, Tenn.  
Centennial HS



IG: @thekayladunlap

The Dunlap File

- Program’s first-ever recruit from Middle Tennessee
- Played with the Tennessee Performance Volleyball Club in high school

Personal

- Grandfather, King Dunlap IV, played football at Tennessee State
- Grandmother, Robin, was on the track and field team at TSU
- Father, King Dunlap V, played football at Auburn and in the NFL for the Eagles and Chargers
- Mother, Kenya Wyatt, played volleyball at Alabama State

Why Vanderbilt?

“I never thought about staying in state for college. Russ, Lauren and Anders helped me realize that having my family close after moving around meant the world to me. They instantly connected with me. I planned on a school with challenging academics. Nashville is home, and it always will be.”

SEASON HIGHS

**BLOCKS:** 9 vs. Missouri (11.2.25)  
**KILLS:** 14 vs. UC Irvine (9.19.25)  
**ACES:**

CAREER HIGHS

**BLOCKS:** 9 vs. Missouri (11.2.25)  
**KILLS:** 14 vs. UC Irvine (9.19.25)  
**ACES:**

2025 MATCH-BY-MATCH STATS

| Date       | Opponent            | SP | Attack |    |     |       | Set |    |       | Serve |    |    | Recept |    |    | Blocking |     |    |    | Team |       |     |        |            |
|------------|---------------------|----|--------|----|-----|-------|-----|----|-------|-------|----|----|--------|----|----|----------|-----|----|----|------|-------|-----|--------|------------|
|            |                     |    | K      | E  | TA  | PCT   | A   | TA | PCT   | SA    | SE | TA | PCT    | RE | TA | PCT      | DIG | BS | BA | BE   | TOTAL | BHE | POINTS | HIT% SCORE |
| 08/23/2025 | vs Kansas           | 1  | 0      | 0  | 0   | .000  | 0   | 0  | .000  | 0     | 0  | 0  | .000   | 1  | 1  | .000     | 1   | 0  | 1  | 0    | 1.0   | 0   | 0.5    | .108 2-3   |
| 08/29/2025 | Belmont             | 1  | 0      | 0  | 1   | .000  | 0   | 0  | .000  | 0     | 0  | 0  | .000   | 0  | 0  | .000     | 0   | 0  | 1  | 0    | 1.0   | 0   | 0.5    | .248 3-1   |
| 08/31/2025 | vs Illinois         | 2  | 3      | 0  | 4   | .750  | 0   | 0  | .000  | 0     | 1  | 2  | .500   | 0  | 0  | .000     | 0   | 1  | 0  | 0    | 1.0   | 0   | 4.0    | .174 1-3   |
| 09/04/2025 | at Lipscomb         | 2  | 0      | 0  | 0   | .000  | 1   | 1  | 1.000 | 0     | 0  | 0  | .000   | 0  | 0  | .000     | 0   | 0  | 0  | 0    | 0.0   | 0   | 0.0    | .354 3-1   |
| 09/05/2025 | Minnesota           | 1  | 3      | 0  | 3   | 1.000 | 0   | 0  | .000  | 0     | 0  | 0  | .000   | 0  | 0  | .000     | 0   | 0  | 0  | 0    | 0.0   | 0   | 3.0    | .116 0-3   |
| 09/10/2025 | at California       | *5 | 11     | 5  | 23  | .261  | 0   | 1  | .000  | 0     | 0  | 0  | .000   | 0  | 0  | .000     | 1   | 2  | 3  | 2    | 5.0   | 0   | 14.5   | .223 2-3   |
| 09/12/2025 | at UC Santa Barbara | *4 | 10     | 1  | 20  | .450  | 0   | 3  | .000  | 0     | 2  | 3  | .333   | 0  | 0  | .000     | 2   | 0  | 2  | 0    | 2.0   | 0   | 11.0   | .168 1-3   |
| 09/16/2025 | at Western Ky.      | *3 | 8      | 3  | 14  | .357  | 0   | 0  | .000  | 0     | 0  | 0  | .000   | 0  | 1  | 1.000    | 0   | 0  | 1  | 0    | 1.0   | 0   | 8.5    | .321 3-0   |
| 09/19/2025 | UC Irvine           | *4 | 14     | 2  | 20  | .600  | 0   | 0  | .000  | 0     | 0  | 0  | .000   | 0  | 0  | .000     | 0   | 0  | 1  | 1    | 1.0   | 0   | 14.5   | .313 3-1   |
| 09/24/2025 | at Texas            | *3 | 2      | 2  | 12  | .000  | 0   | 0  | .000  | 0     | 0  | 0  | .000   | 0  | 0  | .000     | 0   | 0  | 1  | 0    | 1.0   | 0   | 2.5    | .153 0-3   |
| 09/26/2025 | at Texas A&M        | *3 | 3      | 2  | 5   | .200  | 0   | 0  | .000  | 0     | 0  | 0  | .000   | 0  | 0  | .000     | 0   | 0  | 1  | 0    | 1.0   | 0   | 3.5    | .172 0-3   |
| 10/03/2025 | Oklahoma            | *4 | 8      | 4  | 16  | .250  | 0   | 2  | .000  | 0     | 0  | 0  | .000   | 0  | 0  | .000     | 0   | 0  | 3  | 0    | 3.0   | 0   | 9.5    | .239 1-3   |
| 10/05/2025 | Arkansas            | *3 | 5      | 3  | 17  | .118  | 0   | 0  | .000  | 0     | 0  | 0  | .000   | 0  | 0  | .000     | 0   | 0  | 3  | 0    | 3.0   | 0   | 6.5    | .284 3-0   |
| 10/10/2025 | at Auburn           | *4 | 3      | 1  | 9   | .222  | 0   | 0  | .000  | 0     | 0  | 0  | .000   | 0  | 0  | .000     | 1   | 1  | 2  | 0    | 3.0   | 0   | 5.0    | .263 1-3   |
| 10/12/2025 | at Florida          | *4 | 4      | 3  | 11  | .091  | 0   | 1  | .000  | 0     | 0  | 1  | 1.000  | 0  | 0  | .000     | 0   | 0  | 1  | 0    | 1.0   | 0   | 4.5    | .106 1-3   |
| 10/17/2025 | LSU                 | *5 | 7      | 3  | 13  | .308  | 0   | 0  | .000  | 0     | 0  | 0  | .000   | 0  | 0  | .000     | 1   | 1  | 2  | 1    | 3.0   | 0   | 9.0    | .217 2-3   |
| 10/19/2025 | Ole Miss            | *5 | 8      | 3  | 17  | .294  | 0   | 0  | .000  | 0     | 0  | 0  | .000   | 0  | 0  | .000     | 0   | 1  | 0  | 0    | 1.0   | 0   | 9.0    | .197 2-3   |
| 10/24/2025 | Georgia             | *4 | 7      | 4  | 15  | .200  | 0   | 0  | .000  | 0     | 0  | 0  | .000   | 0  | 0  | .000     | 0   | 0  | 1  | 0    | 1.0   | 0   | 7.5    | .234 1-3   |
| 10/26/2025 | South Carolina      | *4 | 6      | 1  | 11  | .455  | 1   | 1  | 1.000 | 0     | 0  | 0  | .000   | 0  | 0  | .000     | 0   | 0  | 4  | 0    | 4.0   | 0   | 8.0    | .220 1-3   |
| 10/31/2025 | at Kentucky         | *3 | 4      | 2  | 8   | .250  | 0   | 2  | .000  | 0     | 0  | 0  | .000   | 0  | 2  | 1.000    | 0   | 0  | 1  | 2    | 1.0   | 0   | 4.5    | .108 0-3   |
| 11/02/2025 | Missouri            | *5 | 5      | 1  | 10  | .400  | 0   | 1  | .000  | 0     | 0  | 0  | .000   | 0  | 0  | .000     | 0   | 1  | 8  | 0    | 9.0   | 0   | 10.0   | .301 3-2   |
| 11/07/2025 | Tennessee           | *3 | 3      | 1  | 7   | .286  | 0   | 0  | .000  | 0     | 0  | 0  | .000   | 0  | 0  | .000     | 0   | 0  | 0  | 0    | 0.0   | 0   | 3.0    | .247 0-3   |
| 11/14/2025 | at Alabama          | *4 | 5      | 1  | 11  | .364  | 0   | 0  | .000  | 0     | 0  | 0  | .000   | 0  | 0  | .000     | 0   | 1  | 4  | 0    | 5.0   | 0   | 8.0    | .202 1-3   |
| 11/16/2025 | at Mississippi St.  | *5 | 7      | 4  | 20  | .150  | 0   | 0  | .000  | 0     | 0  | 0  | .000   | 0  | 0  | .000     | 0   | 0  | 7  | 0    | 7.0   | 0   | 10.5   | .252 3-2   |
| Totals     |                     | 82 | 126    | 46 | 267 | .300  | 2   | 12 | .167  | 0     | 3  | 6  | .500   | 1  | 4  | .750     | 6   | 8  | 47 | 6    | 55.0  | 0   | 157.5  |            |

| Player Averages |               |                 |                      |              |                |                |  |  |  |  |
|-----------------|---------------|-----------------|----------------------|--------------|----------------|----------------|--|--|--|--|
| Sets Played     | Kills per set | Assists per set | Service aces per set | Digs per set | Blocks per set | Points per set |  |  |  |  |
| 82              | 1.54          | 0.02            | 0.00                 | 0.07         | 0.67           | 1.92           |  |  |  |  |

CAREER STATS

| SEASON  | TEAM | SM-MP   | K   | K/S  | E  | TA  | PCT  | A | A/S  | SA | SA/S | SE | DIG | D/S  | RE | BS | BA | TB | B/S  | BE | BHE | PTS   | PTS/S |
|---------|------|---------|-----|------|----|-----|------|---|------|----|------|----|-----|------|----|----|----|----|------|----|-----|-------|-------|
| 2025-26 | VU   | 82-24   | 126 | 1.54 | 46 | 267 | .300 | 2 | 0.02 | 0  | 0.00 | 3  | 6   | 0.07 | 1  | 8  | 47 | 55 | 0.67 | 6  | 0   | 157.5 | 1.92  |
| TOTAL   |      | 82 - 24 | 126 | 1.54 | 46 | 267 | .300 | 2 | 0.02 | 0  | 0.00 | 3  | 6   | 0.07 | 1  | 8  | 47 | 55 | 0.67 | 6  | 0   | 157.5 | 1.92  |



## 13 SYDNEY CONLEY

Opposite | 6-1 | Graduate  
Oviedo, Fla.  
Hagerty HS / Florida State



IG: @sydneygconley

### The Conley File

- Graduate transfer from Florida State
- Member of FSU's 2023 ACC champion team

### Personal

- Mother, Melanie, played volleyball at Nebraska-Omaha
- Father, Michael, played basketball at Nebraska-Omaha
- Received her undergraduate degree in sociology
- Pursuing a master's in human development studies

### Why Vanderbilt?

"I chose Vanderbilt because the opportunity to earn a great education and live in a beautiful city, all while being a part of a brand new program is something I could never pass up. The coaches are very passionate and excited about what we can do, and I'm grateful for the chance to be a part of that."

### SEASON HIGHS

**KILLS:** 8 at Alabama (11.14.25)  
**BLOCKS:** 4 twice  
**ACES:**

### CAREER HIGHS

**KILLS:** 15 vs. Syracuse (10.31.21)  
**BLOCKS:** 8 vs. Pittsburgh (11.3.23)  
**ACES:** 1 twice

### 2025 MATCH-BY-MATCH STATS

| Date       | Opponent            | SP | Attack |    |     |       | Set |    | Serve |    |    |    | Recept |    |    | Blocking |     |    |    | Team |       |     |        |      |       |
|------------|---------------------|----|--------|----|-----|-------|-----|----|-------|----|----|----|--------|----|----|----------|-----|----|----|------|-------|-----|--------|------|-------|
|            |                     |    | K      | E  | TA  | PCT   | A   | TA | PCT   | SA | SE | TA | PCT    | RE | TA | PCT      | DIG | BS | BA | BE   | TOTAL | BHE | POINTS | HIT% | SCORE |
| 08/23/2025 | vs Kansas           | 5  | 6      | 5  | 23  | .043  | 0   | 5  | .000  | 0  | 0  | 0  | .000   | 0  | 0  | .000     | 2   | 1  | 1  | 0    | 2.0   | 0   | 7.5    | .108 | 2-3   |
| 08/29/2025 | Belmont             | 4  | 5      | 3  | 12  | .167  | 0   | 1  | .000  | 0  | 0  | 0  | .000   | 0  | 5  | 1.000    | 5   | 0  | 4  | 0    | 4.0   | 0   | 7.0    | .248 | 3-1   |
| 08/31/2025 | vs Illinois         | 4  | 6      | 2  | 21  | .190  | 0   | 0  | .000  | 0  | 0  | 0  | .000   | 0  | 5  | 1.000    | 0   | 0  | 0  | 0    | 0.0   | 0   | 6.0    | .174 | 1-3   |
| 09/04/2025 | at Lipscomb         | 4  | 5      | 0  | 12  | .417  | 0   | 0  | .000  | 0  | 0  | 0  | .000   | 0  | 1  | 1.000    | 1   | 0  | 2  | 0    | 2.0   | 0   | 6.0    | .354 | 3-1   |
| 09/05/2025 | Minnesota           | 3  | 0      | 0  | 0   | .000  | 0   | 1  | .000  | 0  | 0  | 0  | .000   | 0  | 0  | .000     | 0   | 0  | 0  | 0    | 0.0   | 0   | 0.0    | .116 | 0-3   |
| 09/10/2025 | at California       | 4  | 0      | 1  | 2   | -.500 | 0   | 0  | .000  | 0  | 0  | 0  | .000   | 0  | 0  | .000     | 1   | 0  | 0  | 0    | 0.0   | 0   | 0.0    | .223 | 2-3   |
| 09/12/2025 | at UC Santa Barbara | 3  | 2      | 3  | 8   | -.125 | 0   | 1  | .000  | 0  | 0  | 1  | 1.000  | 0  | 0  | .000     | 2   | 0  | 3  | 0    | 3.0   | 0   | 3.5    | .168 | 1-3   |
| 09/16/2025 | at Western Ky.      | 3  | 4      | 1  | 10  | .300  | 2   | 4  | .500  | 0  | 0  | 0  | .000   | 0  | 0  | .000     | 0   | 0  | 2  | 0    | 2.0   | 0   | 5.0    | .321 | 3-0   |
| 09/19/2025 | UC Irvine           | 3  | 2      | 0  | 7   | .286  | 0   | 0  | .000  | 0  | 0  | 0  | .000   | 0  | 0  | .000     | 1   | 0  | 1  | 0    | 1.0   | 0   | 2.5    | .313 | 3-1   |
| 09/24/2025 | at Texas            | 2  | 0      | 0  | 0   | .000  | 0   | 0  | .000  | 0  | 0  | 0  | .000   | 0  | 0  | .000     | 0   | 0  | 0  | 0    | 0.0   | 0   | 0.0    | .153 | 0-3   |
| 09/26/2025 | at Texas A&M        | 2  | 0      | 0  | 1   | .000  | 0   | 0  | .000  | 0  | 0  | 0  | .000   | 0  | 0  | .000     | 0   | 1  | 0  | 0    | 1.0   | 0   | 1.0    | .172 | 0-3   |
| 10/03/2025 | Oklahoma            | 1  | 0      | 0  | 0   | .000  | 1   | 1  | 1.000 | 0  | 0  | 0  | .000   | 0  | 0  | .000     | 1   | 0  | 0  | 0    | 0.0   | 0   | 0.0    | .239 | 1-3   |
| 10/05/2025 | Arkansas            | 1  | 0      | 0  | 0   | .000  | 0   | 0  | .000  | 0  | 0  | 0  | .000   | 0  | 0  | .000     | 0   | 0  | 0  | 0    | 0.0   | 0   | 0.0    | .284 | 3-0   |
| 10/10/2025 | at Auburn           | 3  | 0      | 0  | 0   | .000  | 0   | 0  | .000  | 0  | 0  | 0  | .000   | 0  | 0  | .000     | 0   | 0  | 0  | 0    | 0.0   | 0   | 0.0    | .263 | 1-3   |
| 10/17/2025 | LSU                 | 4  | 1      | 0  | 2   | .500  | 0   | 0  | .000  | 0  | 0  | 0  | .000   | 0  | 0  | .000     | 0   | 0  | 0  | 0    | 0.0   | 0   | 1.0    | .217 | 2-3   |
| 10/19/2025 | Ole Miss            | 3  | 0      | 0  | 0   | .000  | 0   | 0  | .000  | 0  | 0  | 0  | .000   | 0  | 0  | .000     | 0   | 0  | 0  | 0    | 0.0   | 0   | 0.0    | .197 | 2-3   |
| 10/24/2025 | Georgia             | 4  | 6      | 5  | 15  | .067  | 0   | 1  | .000  | 0  | 0  | 0  | .000   | 0  | 0  | .000     | 0   | 0  | 0  | 0    | 0.0   | 0   | 6.0    | .234 | 1-3   |
| 10/26/2025 | South Carolina      | 4  | 6      | 1  | 16  | .313  | 0   | 0  | .000  | 0  | 0  | 0  | .000   | 0  | 0  | .000     | 2   | 0  | 2  | 0    | 2.0   | 0   | 7.0    | .220 | 1-3   |
| 10/31/2025 | at Kentucky         | 3  | 1      | 2  | 5   | -.200 | 0   | 0  | .000  | 0  | 0  | 0  | .000   | 0  | 1  | 1.000    | 0   | 0  | 0  | 0    | 0.0   | 0   | 1.0    | .108 | 0-3   |
| 11/02/2025 | Missouri            | 5  | 6      | 0  | 16  | .375  | 0   | 1  | .000  | 0  | 0  | 0  | .000   | 0  | 0  | .000     | 3   | 0  | 4  | 0    | 4.0   | 0   | 8.0    | .301 | 3-2   |
| 11/07/2025 | Tennessee           | 3  | 0      | 1  | 3   | -.333 | 0   | 1  | .000  | 0  | 0  | 0  | .000   | 0  | 0  | .000     | 1   | 0  | 0  | 0    | 0.0   | 0   | 0.0    | .247 | 0-3   |
| 11/14/2025 | at Alabama          | 3  | 8      | 2  | 12  | .500  | 0   | 0  | .000  | 0  | 0  | 1  | 1.000  | 0  | 0  | .000     | 0   | 0  | 0  | 0    | 0.0   | 0   | 8.0    | .202 | 1-3   |
| 11/16/2025 | at Mississippi St.  | 5  | 3      | 0  | 7   | .429  | 0   | 0  | .000  | 0  | 0  | 0  | .000   | 0  | 1  | 1.000    | 1   | 0  | 2  | 0    | 2.0   | 0   | 4.0    | .252 | 3-2   |
| Totals     |                     | 76 | 61     | 26 | 172 | .203  | 3   | 16 | .188  | 0  | 0  | 2  | 1.000  | 0  | 13 | 1.000    | 20  | 2  | 21 | 0    | 23.0  | 0   | 73.5   |      |       |

#### Player Averages

| Sets Played | Kills per set | Assists per set | Service aces per set | Digs per set | Blocks per set | Points per set |
|-------------|---------------|-----------------|----------------------|--------------|----------------|----------------|
| 76          | 0.80          | 0.04            | 0.00                 | 0.26         | 0.30           | 0.97           |

### CAREER STATS

| SEASON       | TEAM | SM-MP     | K   | K/S  | E   | TA   | PCT  | A  | A/S  | SA | SA/S | SE | DIG | D/S  | RE | BS | BA  | TB  | B/S  | BE | BHE | PTS   | PTS/S |
|--------------|------|-----------|-----|------|-----|------|------|----|------|----|------|----|-----|------|----|----|-----|-----|------|----|-----|-------|-------|
| 2020-21      | FSU  | 28-13     | 22  | 0.79 | 15  | 84   | .083 | 2  | 0.07 | 1  | 0.04 | 2  | 15  | 0.54 | 2  | 1  | 15  | 16  | 0.57 | 1  | 0   | 31.5  | 1.13  |
| 2021-22      | FSU  | 100-30    | 179 | 1.79 | 63  | 540  | .215 | 2  | 0.02 | 0  | 0.00 | 8  | 59  | 0.59 | 8  | 2  | 50  | 52  | 0.52 | 3  | 0   | 206.0 | 2.06  |
| 2022-23      | FSU  | 105-30    | 140 | 1.33 | 43  | 419  | .232 | 3  | 0.03 | 1  | 0.01 | 2  | 69  | 0.66 | 9  | 7  | 55  | 62  | 0.59 | 1  | 0   | 175.5 | 1.67  |
| 2023-24      | FSU  | 116-32    | 159 | 1.37 | 46  | 446  | .253 | 8  | 0.07 | 0  | 0.00 | 0  | 49  | 0.42 | 3  | 4  | 71  | 75  | 0.65 | 4  | 0   | 198.5 | 1.71  |
| 2025-26      | VU   | 76-23     | 61  | 0.80 | 26  | 172  | .203 | 3  | 0.04 | 0  | 0.00 | 0  | 20  | 0.26 | 0  | 2  | 21  | 23  | 0.30 | 0  | 0   | 73.5  | 0.97  |
| TOTAL FOR VU |      | 76 - 23   | 61  | 0.80 | 26  | 172  | .203 | 3  | 0.04 | 0  | 0.00 | 0  | 20  | 0.26 | 0  | 2  | 21  | 23  | 0.30 | 0  | 0   | 73.5  | 0.97  |
| TOTAL        |      | 425 - 128 | 561 | 1.32 | 193 | 1661 | .222 | 18 | 0.04 | 2  | 0.00 | 12 | 212 | 0.50 | 22 | 16 | 212 | 228 | 0.54 | 9  | 0   | 685.0 | 1.61  |

# 14 MIA SOERENSEN

ME-uh SORE-en-sen

Opposite | 6-4 | Graduate  
Meadville, Penn.  
Meadville Area HS / Kent State / UTSA



IG: @miasoerensen

## Double-Doubles

Career: One

Season:

## The Soerensen File

- Graduate transfer from Texas-San Antonio
- Started collegiate career at Kent State
- Two-time All-American Athletic Conference second team
- Two-time weekly AAC honorable mention
- Led UTSA in kills in 2023 with 337 and 2024 with 299
- Led the Roadrunners in blocks in 2024 with 109
- 2022 Mid-American Conference All-Freshman Team

## Personal

- Pursuing a master's in biological sciences

## Why Vanderbilt?

"I chose Vanderbilt because I wanted to be part of something bigger than myself. Building a volleyball program from the ground up is a once-in-a-lifetime opportunity, and the chance to help set the standard alongside my teammates motivates me every day. At the same time, Vanderbilt's academic excellence will challenge me off the court and prepare me for what's next."

## SEASON HIGHS

**KILLS:** 12 vs. Ole Miss (10.19.25)

**BLOCKS:** 6 vs. LSU (10.17.25)

**DIGS:** 10 at Auburn (10.10.25)

## CAREER HIGHS

**KILLS:** 22 at Campbell (9.8.23)

**BLOCKS:** 9 vs. Boise St. (9.21.24)

**DIGS:** 10 twice

## 2025 MATCH-BY-MATCH STATS

| Date       | Opponent            | SP | Attack |    |     |       | Set |    | Serve |    |    |     | Recept |    | Blocking |       |    |    | Team |       |      |        |       |       |     |
|------------|---------------------|----|--------|----|-----|-------|-----|----|-------|----|----|-----|--------|----|----------|-------|----|----|------|-------|------|--------|-------|-------|-----|
|            |                     |    | K      | E  | TA  | PCT   | A   | TA | SA    | SE | TA | PCT | RE     | TA | PCT      | DIG   | BS | BA | BE   | TOTAL | BHE  | POINTS | HIT%  | SCORE |     |
| 08/23/2025 | vs Kansas           | 4  | 0      | 0  | 0   | .000  | 0   | 1  | .000  | 0  | 0  | 0   | .000   | 0  | 0        | .000  | 0  | 0  | 1    | 0     | 1.0  | 0      | 0.5   | 108   | 2-3 |
| 08/29/2025 | Belmont             | 4  | 1      | 0  | 5   | .200  | 1   | 1  | 1.000 | 0  | 0  | 0   | .000   | 0  | 0        | .000  | 2  | 0  | 0    | 0     | 0.0  | 0      | 1.0   | 248   | 3-1 |
| 08/31/2025 | vs Illinois         | 4  | 3      | 1  | 6   | .333  | 0   | 0  | .000  | 0  | 0  | 0   | .000   | 0  | 1        | 1.000 | 1  | 0  | 0    | 1     | 0.0  | 0      | 3.0   | 174   | 1-3 |
| 09/04/2025 | at Lipscomb         | 4  | 0      | 0  | 2   | .000  | 0   | 0  | .000  | 0  | 0  | 0   | .000   | 0  | 0        | .000  | 0  | 0  | 0    | 0     | 0.0  | 0      | 0.0   | 354   | 3-1 |
| 09/12/2025 | at UC Santa Barbara | 2  | 1      | 0  | 1   | 1.000 | 0   | 0  | .000  | 0  | 0  | 0   | .000   | 0  | 0        | .000  | 0  | 0  | 0    | 0     | 0.0  | 0      | 1.0   | 168   | 1-3 |
| 09/19/2025 | UC Irvine           | 3  | 7      | 0  | 15  | .467  | 0   | 1  | .000  | 0  | 2  | 3   | .333   | 0  | 0        | .000  | 1  | 0  | 1    | 0     | 1.0  | 0      | 7.5   | 313   | 3-1 |
| 09/24/2025 | at Texas            | 3  | 5      | 2  | 14  | .214  | 0   | 2  | .000  | 0  | 0  | 0   | .000   | 0  | 0        | .000  | 0  | 0  | 1    | 0     | 1.0  | 0      | 5.5   | 153   | 0-3 |
| 09/26/2025 | at Texas A&M        | 3  | 2      | 2  | 10  | .000  | 0   | 0  | .000  | 0  | 0  | 0   | .000   | 0  | 0        | .000  | 0  | 0  | 3    | 0     | 3.0  | 0      | 3.5   | 172   | 0-3 |
| 10/03/2025 | Oklahoma            | 4  | 5      | 2  | 14  | .214  | 0   | 0  | .000  | 0  | 0  | 0   | .000   | 0  | 0        | .000  | 3  | 0  | 2    | 0     | 2.0  | 0      | 6.0   | 239   | 1-3 |
| 10/05/2025 | Arkansas            | 3  | 9      | 1  | 15  | .533  | 0   | 0  | .000  | 0  | 1  | 3   | .667   | 0  | 0        | .000  | 0  | 0  | 4    | 0     | 4.0  | 0      | 11.0  | 284   | 3-0 |
| 10/10/2025 | at Auburn           | 4  | 6      | 0  | 19  | .316  | 0   | 4  | .000  | 0  | 0  | 0   | .000   | 0  | 0        | .000  | 10 | 0  | 3    | 0     | 3.0  | 0      | 7.5   | 263   | 1-3 |
| 10/12/2025 | at Florida          | 4  | 9      | 3  | 21  | .286  | 0   | 2  | .000  | 0  | 0  | 0   | .000   | 0  | 0        | .000  | 1  | 0  | 2    | 1     | 2.0  | 0      | 10.0  | 106   | 1-3 |
| 10/17/2025 | LSU                 | 5  | 8      | 3  | 23  | .217  | 0   | 0  | .000  | 0  | 0  | 0   | .000   | 0  | 0        | .000  | 0  | 0  | 6    | 0     | 6.0  | 0      | 11.0  | 217   | 2-3 |
| 10/19/2025 | Ole Miss            | 5  | 12     | 4  | 28  | .286  | 0   | 0  | .000  | 0  | 0  | 0   | .000   | 0  | 0        | .000  | 3  | 0  | 4    | 1     | 4.0  | 0      | 14.0  | 197   | 2-3 |
| 10/24/2025 | Georgia             | *4 | 11     | 2  | 27  | .333  | 1   | 1  | 1.000 | 0  | 0  | 0   | .000   | 0  | 0        | .000  | 2  | 0  | 3    | 0     | 3.0  | 0      | 12.5  | 234   | 1-3 |
| 10/26/2025 | South Carolina      | *4 | 9      | 5  | 29  | .138  | 0   | 0  | .000  | 0  | 3  | 6   | .500   | 0  | 0        | .000  | 2  | 0  | 3    | 0     | 3.0  | 0      | 10.5  | 220   | 1-3 |
| 10/31/2025 | at Kentucky         | *3 | 8      | 4  | 26  | .154  | 0   | 1  | .000  | 0  | 0  | 0   | .000   | 0  | 0        | .000  | 1  | 0  | 3    | 1     | 3.0  | 0      | 9.5   | 108   | 0-3 |
| 11/02/2025 | Missouri            | *5 | 10     | 7  | 32  | .094  | 0   | 1  | .000  | 3  | 2  | 16  | .875   | 0  | 0        | .000  | 2  | 0  | 5    | 0     | 5.0  | 0      | 15.5  | 301   | 3-2 |
| 11/07/2025 | Tennessee           | *3 | 9      | 2  | 19  | .368  | 0   | 2  | .000  | 0  | 1  | 6   | .833   | 0  | 0        | .000  | 4  | 0  | 0    | 0     | 0.0  | 0      | 9.0   | 247   | 0-3 |
| 11/14/2025 | at Alabama          | *4 | 7      | 3  | 22  | .182  | 0   | 0  | .000  | 2  | 2  | 14  | .857   | 0  | 0        | .000  | 2  | 0  | 4    | 2     | 4.0  | 0      | 11.0  | 202   | 1-3 |
| 11/16/2025 | at Mississippi St.  | *5 | 9      | 3  | 23  | .261  | 0   | 5  | .000  | 0  | 2  | 10  | .800   | 0  | 0        | .000  | 5  | 0  | 4    | 1     | 4.0  | 0      | 11.0  | 252   | 3-2 |
| Totals     |                     | 80 | 131    | 44 | 351 | .248  | 2   | 21 | .095  | 5  | 13 | 58  | .776   | 0  | 1        | 1.000 | 42 | 0  | 49   | 7     | 49.0 | 0      | 160.5 |       |     |

## Player Averages

| Sets Played | Kills per set | Assists per set | Service aces per set | Digs per set | Blocks per set | Points per set |
|-------------|---------------|-----------------|----------------------|--------------|----------------|----------------|
| 80          | 1.64          | 0.03            | 0.06                 | 0.53         | 0.61           | 2.01           |

## CAREER STATS

| SEASON              | TEAM           | SM-MP            | K          | K/S         | E          | TA          | PCT         | A         | A/S         | SA        | SA/S        | SE        | DIG        | D/S         | RE       | BS        | BA         | TB         | B/S         | BE        | BHE      | PTS          | PTS/S       |
|---------------------|----------------|------------------|------------|-------------|------------|-------------|-------------|-----------|-------------|-----------|-------------|-----------|------------|-------------|----------|-----------|------------|------------|-------------|-----------|----------|--------------|-------------|
| 2022-23             | KentSt         | 85-25            | 198        | 2.33        | 72         | 487         | .259        | 1         | 0.01        | 0         | 0.00        | 0         | 25         | 0.29        | 0        | 3         | 51         | 54         | 0.64        | 3         | 1        | 226.5        | 2.66        |
| 2023-24             | UTSA           | 106-30           | 337        | 3.18        | 122        | 862         | .249        | 5         | 0.05        | 0         | 0.00        | 0         | 46         | 0.43        | 0        | 5         | 88         | 93         | 0.88        | 11        | 0        | 386.0        | 3.64        |
| 2024-25             | UTSA           | 105-29           | 299        | 2.85        | 106        | 799         | .242        | 7         | 0.07        | 13        | 0.12        | 21        | 83         | 0.79        | 0        | 6         | 103        | 109        | 1.04        | 9         | 1        | 369.5        | 3.52        |
| 2025-26             | VU             | 80-21            | 131        | 1.64        | 44         | 351         | .248        | 2         | 0.03        | 5         | 0.06        | 13        | 42         | 0.53        | 0        | 0         | 49         | 49         | 0.61        | 7         | 0        | 160.5        | 2.01        |
| <b>TOTAL FOR VU</b> | <b>80 - 21</b> |                  | <b>131</b> | <b>1.64</b> | <b>44</b>  | <b>351</b>  | <b>.248</b> | <b>2</b>  | <b>0.03</b> | <b>5</b>  | <b>0.06</b> | <b>13</b> | <b>42</b>  | <b>0.53</b> | <b>0</b> | <b>0</b>  | <b>49</b>  | <b>49</b>  | <b>0.61</b> | <b>7</b>  | <b>0</b> | <b>160.5</b> | <b>2.01</b> |
| <b>TOTAL</b>        |                | <b>376 - 105</b> | <b>965</b> | <b>2.57</b> | <b>344</b> | <b>2499</b> | <b>.248</b> | <b>15</b> | <b>0.04</b> | <b>18</b> | <b>0.05</b> | <b>34</b> | <b>196</b> | <b>0.52</b> | <b>0</b> | <b>14</b> | <b>291</b> | <b>305</b> | <b>0.81</b> | <b>30</b> | <b>2</b> | <b>1143</b>  | <b>3.04</b> |

15 MADDY BOWSER

Middle | 6-3 | Sophomore  
Vienna Va.  
Bishop O’Connell HS



IG: @maddy.bowser

The Bowser File

- Played for the Metro Volleyball Club of D.C. in high school
- 2023 AVCA first-team All-American

Personal

- Father ran track at Ohio State
- Sister played volleyball at Penn

Why Vanderbilt?

“The degree, the community, the opportunity to play in the SEC. I believe in the coaches’ vision for the program. They are knowledgeable and experienced, and I know they will take the program far and genuinely love their players.”

SEASON HIGHS

**BLOCKS:** 3 vs. Belmont (8.29.25)  
**KILLS:** 6 vs. Kansas (8.23.25)  
**ACES:** 1 three times

CAREER HIGHS

**BLOCKS:** 3 vs. Belmont (8.29.25)  
**KILLS:** 6 vs. Kansas (8.23.25)  
**ACES:** 1 three times

2025 MATCH-BY-MATCH STATS

| Date       | Opponent            | SP | Attack |    |    |       | Set  |    | Serve |      |    | Recept |       | Blocking |    |      | Team |    |    |       |     |        |      |       |     |  |
|------------|---------------------|----|--------|----|----|-------|------|----|-------|------|----|--------|-------|----------|----|------|------|----|----|-------|-----|--------|------|-------|-----|--|
|            |                     |    | K      | E  | TA | PCT   | A    | TA | PCT   | SA   | SE | TA     | PCT   | RE       | TA | DIG  | BS   | BA | BE | TOTAL | BHE | POINTS | HIT% | SCORE |     |  |
| 08/23/2025 | vs Kansas           | *5 | 6      | 2  | 16 | .250  | 0    | 2  | .000  | 1    | 0  | 7      | 1.000 | 0        | 0  | .000 | 1    | 0  | 1  | 0     | 1.0 | 0      | 7.5  | .108  | 2-3 |  |
| 08/29/2025 | Belmont             | *3 | 4      | 1  | 11 | .273  | 0    | 0  | .000  | 0    | 0  | 2      | 1.000 | 0        | 0  | .000 | 0    | 0  | 3  | 0     | 3.0 | 0      | 5.5  | .248  | 3-1 |  |
| 08/31/2025 | vs Illinois         | *3 | 2      | 0  | 7  | .286  | 0    | 2  | .000  | 1    | 0  | 5      | 1.000 | 0        | 0  | .000 | 0    | 1  | 1  | 0     | 2.0 | 0      | 4.5  | .174  | 1-3 |  |
| 09/04/2025 | at Lipscomb         | *4 | 5      | 0  | 8  | .625  | 0    | 1  | .000  | 1    | 1  | 4      | .750  | 0        | 0  | .000 | 3    | 0  | 0  | 0     | 0.0 | 0      | 6.0  | .354  | 3-1 |  |
| 09/05/2025 | Minnesota           | *3 | 3      | 1  | 9  | .222  | 0    | 0  | .000  | 0    | 1  | 4      | .750  | 0        | 0  | .000 | 0    | 1  | 0  | 0     | 1.0 | 0      | 4.0  | .116  | 0-3 |  |
| 09/12/2025 | at UC Santa Barbara | 1  | 1      | 2  | 3  | -.333 | 0    | 0  | .000  | 0    | 0  | 0      | .000  | 0        | 0  | .000 | 0    | 0  | 0  | 0     | 0.0 | 0      | 1.0  | .168  | 1-3 |  |
| 09/26/2025 | at Texas A&M        | 2  | 1      | 2  | 5  | -.200 | 0    | 0  | .000  | 0    | 0  | 0      | .000  | 0        | 0  | .000 | 1    | 0  | 1  | 0     | 1.0 | 0      | 1.5  | .172  | 0-3 |  |
| 10/12/2025 | at Florida          | 2  | 2      | 3  | 6  | -.167 | 0    | 0  | .000  | 0    | 0  | 0      | .000  | 0        | 0  | .000 | 0    | 0  | 1  | 0     | 1.0 | 0      | 2.5  | .106  | 1-3 |  |
| 11/07/2025 | Tennessee           | 1  | 0      | 0  | 0  | .000  | 0    | 0  | .000  | 0    | 0  | 0      | .000  | 0        | 0  | .000 | 0    | 0  | 0  | 0     | 0.0 | 0      | 0.0  | .247  | 0-3 |  |
| Totals     |                     |    | 24     | 24 | 11 | .65   | .200 | 0  | 5     | .000 | 3  | 2      | .22   | .909     | 0  | 0    | .000 | 5  | 2  | 7     | 0   | 9.0    | 0    | 32.5  |     |  |

Player Averages

| Sets Played | Kills per set | Assists per set | Service aces per set | Digs per set | Blocks per set | Points per set |
|-------------|---------------|-----------------|----------------------|--------------|----------------|----------------|
| 24          | 1.00          | 0.00            | 0.13                 | 0.21         | 0.38           | 1.35           |

CAREER STATS

| SEASON  | TEAM | SM-MP | K  | K/S  | E  | TA | PCT  | A | A/S  | SA | SA/S | SE | DIG | D/S  | RE | BS | BA | TB | B/S  | BE | BHE | PTS  | PTS/S |
|---------|------|-------|----|------|----|----|------|---|------|----|------|----|-----|------|----|----|----|----|------|----|-----|------|-------|
| 2025-26 | VU   | 24-9  | 24 | 1.00 | 11 | 65 | .200 | 0 | 0.00 | 3  | 0.13 | 2  | 5   | 0.21 | 0  | 2  | 7  | 9  | 0.38 | 0  | 0   | 32.5 | 1.35  |
| TOTAL   |      |       | 24 | 1.00 | 11 | 65 | .200 | 0 | 0.00 | 3  | 0.13 | 2  | 5   | 0.21 | 0  | 2  | 7  | 9  | 0.38 | 0  | 0   | 32.5 | 1.35  |

## 20 JACKIE MOORE

Middle | 6-1 | Senior  
Alameda, Calif.  
Alameda HS / Loyola Marymount



## The Moore File

- Played two seasons at Loyola Marymount before transferring to Vandy
- 2022, 2023 All-West Coast Conference first team
- 2022, 2023 AVCA All-Pacific South Region
- 2021 WCC All-Freshman Team
- Led the NCAA in hitting percentage at .454 in 2023
- Averaged 2.53 kills/set as a junior in 2023

## Personal

- Mother, Angelica, played volleyball and basketball at San Diego State
- Aunt, Kym Hampton, played basketball at Arizona State and then in the WNBA on the first New York Liberty team
- Majoring in political science

## Why Vanderbilt?

"I chose Vanderbilt because it's a once-in-a-lifetime opportunity to help build a volleyball program from the ground up, play in a high-level conference, and get a degree from an exceptional university. I love the coaches and felt extremely welcomed by the Vanderbilt community and I know that my time at Vanderbilt will benefit me for decades to come."

## SEASON HIGHS

**BLOCKS:** 8 vs. Ole Miss (10.19.25)  
**KILLS:** 31 at Mississippi State (11.16.25)  
**ACES:** 2 vs. South Carolina (10.26.25)

## CAREER HIGHS

**BLOCKS:** 9 at Pacific (10.9.21)  
**KILLS:** 31 at Mississippi State (11.16.25)  
**ACES:** 2 vs. South Carolina (10.26.25)

## 2025 MATCH-BY-MATCH STATS

|            |                     | Attack |    |     |    | Set  |      | Serve |       |      |    | Recept |       | Blocking |    |       |      | Team |    |     |       |      |        |       |       |  |
|------------|---------------------|--------|----|-----|----|------|------|-------|-------|------|----|--------|-------|----------|----|-------|------|------|----|-----|-------|------|--------|-------|-------|--|
| Date       | Opponent            | SP     | K  | E   | TA | PCT  | A    | TA    | PCT   | SA   | SE | TA     | PCT   | RE       | TA | PCT   | DIG  | BS   | BA | B/E | TOTAL | BHE  | POINTS | HIT%  | SCORE |  |
| 08/23/2025 | vs Kansas           | *5     | 17 | 7   | 31 | .323 | 0    | 3     | .000  | 0    | 0  | 0      | .000  | 0        | 2  | 1.000 | 1    | 0    | 4  | 0   | 4.0   | 0    | 19.0   | .108  | 2-3   |  |
| 08/29/2025 | Belmont             | *4     | 9  | 3   | 20 | .300 | 0    | 1     | .000  | 0    | 0  | 0      | .000  | 0        | 1  | 1.000 | 0    | 1    | 5  | 0   | 6.0   | 0    | 12.5   | .248  | 3-1   |  |
| 08/31/2025 | vs Illinois         | *4     | 13 | 3   | 29 | .345 | 0    | 1     | .000  | 0    | 0  | 0      | .000  | 0        | 0  | .000  | 3    | 0    | 0  | 0   | 0.0   | 0    | 13.0   | .174  | 1-3   |  |
| 09/04/2025 | at Lipscomb         | *4     | 8  | 3   | 15 | .333 | 0    | 0     | .000  | 0    | 0  | 0      | .000  | 0        | 0  | .000  | 1    | 0    | 5  | 0   | 5.0   | 0    | 10.5   | .354  | 3-1   |  |
| 09/05/2025 | Minnesota           | *3     | 6  | 2   | 12 | .333 | 0    | 1     | .000  | 0    | 0  | 0      | .000  | 0        | 0  | .000  | 0    | 1    | 0  | 1   | 1.0   | 0    | 6.5    | .116  | 0-3   |  |
| 09/10/2025 | at California       | *5     | 13 | 1   | 25 | .480 | 0    | 1     | .000  | 0    | 2  | 15     | .867  | 0        | 1  | 1.000 | 2    | 0    | 3  | 0   | 3.0   | 0    | 14.5   | .223  | 2-3   |  |
| 09/12/2025 | at UC Santa Barbara | *4     | 13 | 6   | 25 | .280 | 0    | 1     | .000  | 1    | 0  | 6      | 1.000 | 0        | 0  | .000  | 1    | 0    | 3  | 0   | 3.0   | 0    | 15.5   | .168  | 1-3   |  |
| 09/16/2025 | at Western Ky.      | *3     | 6  | 2   | 13 | .308 | 0    | 1     | .000  | 0    | 2  | 5      | .600  | 0        | 0  | .000  | 0    | 0    | 2  | 0   | 2.0   | 0    | 7.0    | .321  | 3-0   |  |
| 09/19/2025 | UC Irvine           | *4     | 12 | 0   | 29 | .414 | 0    | 1     | .000  | 0    | 1  | 9      | .889  | 0        | 0  | .000  | 2    | 2    | 4  | 1   | 6.0   | 0    | 16.0   | .313  | 3-1   |  |
| 09/24/2025 | at Texas            | *3     | 6  | 2   | 13 | .308 | 0    | 0     | .000  | 0    | 1  | 3      | .667  | 0        | 1  | 1.000 | 0    | 0    | 3  | 0   | 3.0   | 0    | 7.5    | .153  | 0-3   |  |
| 09/26/2025 | at Texas A&M        | *3     | 9  | 2   | 17 | .412 | 0    | 0     | .000  | 0    | 0  | 0      | .000  | 0        | 0  | .000  | 1    | 0    | 2  | 0   | 2.0   | 0    | 10.0   | .172  | 0-3   |  |
| 10/03/2025 | Oklahoma            | *4     | 11 | 2   | 21 | .429 | 0    | 1     | .000  | 0    | 1  | 1      | .000  | 0        | 0  | .000  | 2    | 2    | 1  | 0   | 3.0   | 0    | 13.5   | .239  | 1-3   |  |
| 10/05/2025 | Arkansas            | *3     | 9  | 1   | 16 | .500 | 1    | 1     | 1.000 | 0    | 0  | 0      | .000  | 0        | 0  | .000  | 0    | 0    | 4  | 0   | 4.0   | 0    | 11.0   | .284  | 3-0   |  |
| 10/10/2025 | at Auburn           | *4     | 19 | 3   | 35 | .457 | 0    | 3     | .000  | 0    | 0  | 0      | .000  | 0        | 0  | .000  | 3    | 0    | 3  | 0   | 3.0   | 0    | 20.5   | .263  | 1-3   |  |
| 10/12/2025 | at Florida          | *4     | 11 | 5   | 28 | .214 | 0    | 3     | .000  | 0    | 0  | 0      | .000  | 0        | 0  | .000  | 1    | 0    | 2  | 0   | 2.0   | 0    | 12.0   | .106  | 1-3   |  |
| 10/17/2025 | LSU                 | *5     | 23 | 6   | 41 | .415 | 0    | 2     | .000  | 0    | 0  | 0      | .000  | 1        | 2  | .500  | 1    | 0    | 7  | 0   | 7.0   | 0    | 26.5   | .217  | 2-3   |  |
| 10/19/2025 | Ole Miss            | *5     | 10 | 4   | 28 | .214 | 0    | 4     | .000  | 0    | 0  | 0      | .000  | 0        | 0  | .000  | 2    | 0    | 8  | 0   | 8.0   | 0    | 14.0   | .197  | 2-3   |  |
| 10/24/2025 | Georgia             | *4     | 10 | 2   | 26 | .308 | 0    | 0     | .000  | 0    | 3  | 14     | .786  | 1        | 1  | .000  | 1    | 2    | 4  | 1   | 6.0   | 0    | 14.0   | .234  | 1-3   |  |
| 10/26/2025 | South Carolina      | *4     | 9  | 5   | 24 | .167 | 0    | 1     | .000  | 2    | 2  | 14     | .857  | 1        | 1  | .000  | 0    | 1    | 2  | 1   | 3.0   | 0    | 13.0   | .220  | 1-3   |  |
| 10/31/2025 | at Kentucky         | *3     | 4  | 2   | 17 | .118 | 0    | 2     | .000  | 0    | 0  | 7      | 1.000 | 0        | 0  | .000  | 0    | 0    | 5  | 0   | 5.0   | 0    | 6.5    | .108  | 0-3   |  |
| 11/02/2025 | Missouri            | *5     | 23 | 4   | 36 | .528 | 0    | 1     | .000  | 1    | 2  | 16     | .875  | 0        | 0  | .000  | 4    | 0    | 5  | 0   | 5.0   | 0    | 26.5   | .301  | 3-2   |  |
| 11/07/2025 | Tennessee           | *3     | 13 | 0   | 21 | .619 | 0    | 2     | .000  | 1    | 0  | 9      | 1.000 | 0        | 1  | 1.000 | 1    | 0    | 0  | 0   | 0.0   | 0    | 14.0   | .247  | 0-3   |  |
| 11/14/2025 | at Alabama          | *4     | 13 | 2   | 25 | .440 | 0    | 1     | .000  | 0    | 3  | 10     | .700  | 0        | 2  | 1.000 | 4    | 0    | 3  | 0   | 3.0   | 0    | 14.5   | .202  | 1-3   |  |
| 11/16/2025 | at Mississippi St.  | *5     | 31 | 5   | 50 | .520 | 0    | 3     | .000  | 0    | 1  | 13     | .923  | 0        | 0  | .000  | 1    | 1    | 4  | 0   | 5.0   | 0    | 34.0   | .252  | 3-2   |  |
| Totals     |                     |        | 95 | 298 | 72 | .597 | .379 | 1     | .34   | .029 | 5  | 18     | .122  | .852     | 3  | .12   | .750 | 31   | 9  | 80  | 3     | 89.0 | 0      | 352.0 |       |  |

## Player Averages

| Sets Played | Kills per set | Assists per set | Service aces per set | Digs per set | Blocks per set | Points per set |
|-------------|---------------|-----------------|----------------------|--------------|----------------|----------------|
| 95          | 3.14          | 0.01            | 0.05                 | 0.33         | 0.94           | 3.71           |

## CAREER STATS

| SEASON              | TEAM | SM-MP            | K          | K/S         | E          | TA          | PCT         | A         | A/S         | SA       | SA/S        | SE        | DIG       | D/S         | RE       | BS        | BA         | TB         | B/S         | BE        | B/E      | PTS          | PTS/S       |
|---------------------|------|------------------|------------|-------------|------------|-------------|-------------|-----------|-------------|----------|-------------|-----------|-----------|-------------|----------|-----------|------------|------------|-------------|-----------|----------|--------------|-------------|
| 2021-22             | LMU  | 95-26            | 142        | 1.49        | 50         | 303         | .304        | 9         | 0.09        | 1        | 0.01        | 5         | 15        | 0.16        | 0        | 8         | 92         | 100        | 1.05        | 9         | 1        | 197.0        | 2.07        |
| 2022-23             | LMU  | 104-28           | 238        | 2.29        | 57         | 458         | .395        | 6         | 0.06        | 1        | 0.01        | 4         | 15        | 0.14        | 1        | 14        | 73         | 87         | 0.84        | 8         | 4        | 289.5        | 2.78        |
| 2023-24             | LMU  | 90-26            | 228        | 2.53        | 42         | 410         | .454        | 2         | 0.02        | 0        | 0.00        | 0         | 18        | 0.20        | 1        | 11        | 102        | 113        | 1.26        | 5         | 2        | 290.0        | 3.22        |
| 2025-26             | VU   | 95-24            | 298        | 3.14        | 72         | 597         | .379        | 1         | 0.01        | 5        | 0.05        | 18        | 31        | 0.33        | 3        | 9         | 80         | 89         | 0.94        | 3         | 0        | 352.0        | 3.71        |
| <b>TOTAL FOR VU</b> |      | <b>95 - 24</b>   | <b>298</b> | <b>3.14</b> | <b>72</b>  | <b>597</b>  | <b>.379</b> | <b>1</b>  | <b>0.01</b> | <b>5</b> | <b>0.05</b> | <b>18</b> | <b>31</b> | <b>0.33</b> | <b>3</b> | <b>9</b>  | <b>80</b>  | <b>89</b>  | <b>0.94</b> | <b>3</b>  | <b>0</b> | <b>352.0</b> | <b>3.71</b> |
| <b>TOTAL</b>        |      | <b>384 - 104</b> | <b>906</b> | <b>2.36</b> | <b>221</b> | <b>1768</b> | <b>.387</b> | <b>18</b> | <b>0.05</b> | <b>7</b> | <b>0.02</b> | <b>27</b> | <b>79</b> | <b>0.21</b> | <b>5</b> | <b>42</b> | <b>347</b> | <b>389</b> | <b>1.01</b> | <b>25</b> | <b>7</b> | <b>1129</b>  | <b>2.94</b> |



# 21 ARIEL CHIME

Middle | 6-3 | Freshman  
San Diego, Calif.  
Eastlake HS



IG: @arielchime

## The Chime File

- Played for the COAST Volleyball Club in high school
- 2024 Club All-America 17U honorable mention

## Why Vanderbilt?

“I wanted to be able to build a legacy at Vanderbilt by being a part of the school’s first-ever volleyball program in 2025. I was also drawn to the beautiful city of Nashville and the great academics Vanderbilt has to offer. Finally, the coaches and staff are amazing.”

## SEASON HIGHS

BLOCKS:  
KILLS:  
ACES:

## CAREER HIGHS

BLOCKS:  
KILLS:  
ACES:

## 2025 MATCH-BY-MATCH STATS

## CAREER STATS

22 TAYLOR PORTER

Libero | 5-10 | Freshman  
Cypress, Texas  
Cypress HS



IG: @\_taylorporter

The Porter File

- Played club volleyball with Houston Skyline in high school
- 2024 AVCA all-region
- First in Cypress Ranch HS history to record more than 1,700 kills, 1,300 digs and 160 aces

Personal

- Father, Rashad, played basketball at Emory
- Sister, Jordan, plays soccer at Louisiana Tech

Why Vanderbilt?

“I chose Vanderbilt, because I wanted to be a part of making history and be the first in building out a new program. I love the coaching staff, and the school is also in the SEC. Vandy offers so many opportunities beyond volleyball that’ll help me in the long run.”

SEASON HIGHS

DIGS: 5 vs. Illinois (8.31.25)  
ASSISTS: 2 vs. Belmont (8.29.25)  
ACES: 1 three times

CAREER HIGHS

DIGS: 5 vs. Illinois (8.31.25)  
ASSISTS: 2 vs. Belmont (8.29.25)  
ACES: 1 three times

2025 MATCH-BY-MATCH STATS

| Date       | Opponent            | SP | Attack |   |    | Set  |   |    | Serve |    |    | Recept |       |    | Blocking |       |     | Team |    |    |       |     |        |      |       |
|------------|---------------------|----|--------|---|----|------|---|----|-------|----|----|--------|-------|----|----------|-------|-----|------|----|----|-------|-----|--------|------|-------|
|            |                     |    | K      | E | TA | PCT  | A | TA | PCT   | SA | SE | TA     | PCT   | RE | TA       | PCT   | DIG | BS   | BA | BE | TOTAL | BHE | POINTS | HIT% | SCORE |
| 08/23/2025 | vs Kansas           | 3  | 0      | 0 | 0  | .000 | 0 | 1  | .000  | 0  | 0  | 0      | .000  | 2  | 6        | .667  | 0   | 0    | 0  | 0  | 0.0   | 0   | 0.0    | .108 | 2-3   |
| 08/29/2025 | Belmont             | 1  | 0      | 0 | 0  | .000 | 2 | 2  | 1.000 | 1  | 0  | 4      | 1.000 | 0  | 7        | 1.000 | 2   | 0    | 0  | 0  | 0.0   | 0   | 1.0    | .248 | 3-1   |
| 08/31/2025 | vs Illinois         | 3  | 0      | 0 | 0  | .000 | 0 | 0  | .000  | 1  | 0  | 5      | 1.000 | 1  | 4        | .750  | 5   | 0    | 0  | 0  | 0.0   | 0   | 1.0    | .174 | 1-3   |
| 09/04/2025 | at Lipscomb         | 2  | 0      | 0 | 0  | .000 | 0 | 0  | .000  | 0  | 0  | 1      | 1.000 | 0  | 2        | 1.000 | 2   | 0    | 0  | 0  | 0.0   | 0   | 0.0    | .354 | 3-1   |
| 09/10/2025 | at California       | 4  | 0      | 1 | 0  | .000 | 0 | 2  | .000  | 0  | 0  | 1      | 1.000 | 1  | 6        | .833  | 1   | 0    | 0  | 0  | 0.0   | 0   | 0.0    | .223 | 2-3   |
| 09/12/2025 | at UC Santa Barbara | 2  | 0      | 0 | 0  | .000 | 1 | 1  | 1.000 | 0  | 1  | 6      | .833  | 0  | 8        | 1.000 | 1   | 0    | 0  | 0  | 0.0   | 0   | 0.0    | .168 | 1-3   |
| 09/16/2025 | at Western Ky.      | 3  | 0      | 0 | 0  | .000 | 0 | 1  | .000  | 0  | 0  | 0      | .000  | 1  | 10       | .900  | 1   | 0    | 0  | 0  | 0.0   | 0   | 0.0    | .321 | 3-0   |
| 09/19/2025 | UC Irvine           | 3  | 0      | 0 | 0  | .000 | 0 | 2  | .000  | 0  | 0  | 0      | .000  | 0  | 5        | 1.000 | 2   | 0    | 0  | 0  | 0.0   | 0   | 0.0    | .313 | 3-1   |
| 09/24/2025 | at Texas            | 1  | 0      | 0 | 0  | .000 | 0 | 0  | .000  | 0  | 0  | 0      | .000  | 0  | 1        | 1.000 | 0   | 0    | 0  | 0  | 0.0   | 0   | 0.0    | .153 | 0-3   |
| 09/26/2025 | at Texas A&M        | 2  | 0      | 0 | 0  | .000 | 0 | 0  | .000  | 0  | 0  | 0      | .000  | 0  | 4        | 1.000 | 0   | 0    | 0  | 0  | 0.0   | 0   | 0.0    | .172 | 0-3   |
| 10/03/2025 | Oklahoma            | 1  | 0      | 0 | 0  | .000 | 0 | 0  | .000  | 0  | 0  | 0      | .000  | 0  | 1        | 1.000 | 0   | 0    | 0  | 0  | 0.0   | 0   | 0.0    | .239 | 1-3   |
| 10/17/2025 | LSU                 | 1  | 0      | 0 | 0  | .000 | 0 | 0  | .000  | 0  | 0  | 1      | 1.000 | 0  | 0        | .000  | 0   | 0    | 0  | 0  | 0.0   | 0   | 0.0    | .217 | 2-3   |
| 10/19/2025 | Ole Miss            | 2  | 0      | 0 | 0  | .000 | 0 | 0  | .000  | 0  | 0  | 0      | .000  | 0  | 1        | 1.000 | 0   | 0    | 0  | 0  | 0.0   | 0   | 0.0    | .197 | 2-3   |
| 10/24/2025 | Georgia             | 1  | 0      | 0 | 0  | .000 | 0 | 0  | .000  | 0  | 0  | 0      | .000  | 0  | 0        | .000  | 1   | 0    | 0  | 0  | 0.0   | 0   | 0.0    | .234 | 1-3   |
| 10/26/2025 | South Carolina      | 3  | 0      | 0 | 0  | .000 | 0 | 0  | .000  | 0  | 1  | 1      | .000  | 0  | 2        | 1.000 | 0   | 0    | 0  | 0  | 0.0   | 0   | 0.0    | .220 | 1-3   |
| 10/31/2025 | at Kentucky         | 2  | 0      | 0 | 0  | .000 | 1 | 2  | .500  | 1  | 0  | 5      | 1.000 | 0  | 2        | 1.000 | 1   | 0    | 0  | 0  | 0.0   | 0   | 1.0    | .108 | 0-3   |
| 11/02/2025 | Missouri            | 2  | 0      | 0 | 0  | .000 | 0 | 0  | .000  | 0  | 0  | 1      | 1.000 | 0  | 1        | 1.000 | 0   | 0    | 0  | 0  | 0.0   | 0   | 0.0    | .301 | 3-2   |
| 11/07/2025 | Tennessee           | 3  | 0      | 0 | 0  | .000 | 0 | 1  | .000  | 0  | 0  | 1      | 1.000 | 0  | 1        | 1.000 | 2   | 0    | 0  | 0  | 0.0   | 0   | 0.0    | .247 | 0-3   |
| 11/14/2025 | at Alabama          | 1  | 0      | 0 | 0  | .000 | 0 | 0  | .000  | 0  | 0  | 0      | .000  | 1  | 1        | .000  | 0   | 0    | 0  | 0  | 0.0   | 0   | 0.0    | .202 | 1-3   |
| 11/16/2025 | at Mississippi St.  | 2  | 0      | 0 | 0  | .000 | 0 | 0  | .000  | 0  | 0  | 1      | 1.000 | 0  | 0        | .000  | 1   | 0    | 0  | 0  | 0.0   | 0   | 0.0    | .252 | 3-2   |
| Totals     |                     | 42 | 0      | 0 | 1  | .000 | 4 | 12 | .333  | 3  | 2  | 27     | .926  | 6  | 62       | .903  | 19  | 0    | 0  | 0  | 0.0   | 0   | 3.0    |      |       |

| Player Averages |               |                 |                      |              |                |                |  |
|-----------------|---------------|-----------------|----------------------|--------------|----------------|----------------|--|
| Sets Played     | Kills per set | Assists per set | Service aces per set | Digs per set | Blocks per set | Points per set |  |
| 42              | 0.00          | 0.10            | 0.07                 | 0.45         | 0.00           | 0.07           |  |

CAREER STATS

| SEASON  | TEAM | SM-MP | K | K/S  | E | TA | PCT  | A | A/S  | SA | SA/S | SE | DIG | D/S  | RE | BS | BA | BT | B/S  | BE | BHE | PTS | PTS/S |
|---------|------|-------|---|------|---|----|------|---|------|----|------|----|-----|------|----|----|----|----|------|----|-----|-----|-------|
| 2025-26 | VU   | 3-3   | 1 | 0.33 | 1 | 5  | .000 | 0 | 0.00 | 0  | 0.00 | 1  | 0   | 0.00 | 0  | 0  | 1  | 1  | 0.33 | 0  | 0   | 1.5 | 0.50  |
| TOTAL   |      | 3 - 3 | 1 | 0.33 | 1 | 5  | .000 | 0 | 0.00 | 0  | 0.00 | 1  | 0   | 0.00 | 0  | 0  | 1  | 1  | 0.33 | 0  | 0   | 1.5 | 0.50  |

## THE RECORD WHEN...

|                               | SEC |    | All |    |
|-------------------------------|-----|----|-----|----|
|                               | W   | L  | W   | L  |
| Overall                       | 3   | 12 | 7   | 17 |
| Home                          | 2   | 6  | 4   | 7  |
| Away                          | 1   | 6  | 2   | 8  |
| Neutral                       | —   | —  | 0   | 2  |
| <u>In Three-Set Matches</u>   |     |    |     |    |
| Home                          | 1   | 1  | 1   | 2  |
| Away                          | 0   | 3  | 1   | 3  |
| Neutral                       | —   | —  | —   | —  |
| <u>In Four-Set Matches</u>    |     |    |     |    |
| Home                          | 0   | 3  | 2   | 3  |
| Away                          | 0   | 3  | 1   | 4  |
| Neutral                       | —   | —  | 0   | 1  |
| <u>In Five Set Matches</u>    |     |    |     |    |
| Home                          | 1   | 2  | 1   | 2  |
| Away                          | 1   | 0  | 1   | 1  |
| Neutral                       | —   | —  | 0   | 1  |
| <br>                          |     |    |     |    |
| In August                     | —   | —  | 1   | 2  |
| In September                  | 0   | 2  | 3   | 5  |
| In October                    | 1   | 8  | 1   | 8  |
| In November                   | 2   | 2  | 2   | 2  |
| In December                   | —   | —  | —   | —  |
| <br>                          |     |    |     |    |
| Winning Set 1                 | 2   | 4  | 6   | 7  |
| Losing Set 1                  | 1   | 8  | 1   | 10 |
| Winning Set 2                 | 3   | 4  | 7   | 5  |
| Losing Set 2                  | 0   | 8  | 0   | 12 |
| Winning Set 3                 | 2   | 1  | 3   | 3  |
| Losing Set 3                  | 1   | 11 | 4   | 14 |
| Winning Set 4                 | 1   | 1  | 4   | 1  |
| Losing Set 4                  | 1   | 7  | 1   | 11 |
| Winning Set 5                 | 2   | 0  | 2   | 0  |
| Losing Set 5                  | 0   | 2  | 0   | 5  |
| <br>                          |     |    |     |    |
| Hitting .400 or better        | —   | —  | —   | —  |
| Hitting .300 or better        | 1   | 0  | 4   | 0  |
| Hitting .200 or better        | 2   | 7  | 6   | 8  |
| Hitting below .200            | 0   | 4  | 0   | 8  |
| <br>                          |     |    |     |    |
| Leading in attack percentage  | 3   | 1  | 7   | 2  |
| Equal/lower attack percentage | 0   | 11 | 0   | 15 |
| <br>                          |     |    |     |    |
| Leading in kills              | 2   | 4  | 5   | 7  |
| Equal/fewer kills             | 1   | 8  | 2   | 10 |
| <br>                          |     |    |     |    |
| Leading in service aces       | 1   | 3  | 3   | 5  |
| Equal/fewer service aces      | 2   | 9  | 4   | 12 |
| <br>                          |     |    |     |    |
| Leading in digs               | 3   | 3  | 4   | 6  |
| Equal/fewer digs              | 0   | 9  | 3   | 11 |
| <br>                          |     |    |     |    |
| Leading in blocks             | 2   | 2  | 4   | 2  |
| Equal/fewer blocks            | 1   | 10 | 3   | 15 |

## THE LAST TIME...

| VANDERBILT PRODUCED |                                      | A DORE PRODUCED                                 |  |
|---------------------|--------------------------------------|---|--|
| 100+ kills          | —                                    | 35+ kills                                       | —  |
| 90+ kills           | —                                    | 30+ kills                                       | Moore (30) at Miss State (11.16.25)                                  |
| 80+ kills           | —                                    | 25+ kills                                       | Moore (30) at Miss State (11.16.25)                                  |
| 70+ kills           | 71 vs. Missouri (11.2.25)            | 20+ kills                                       | Moore (30) at Miss State (11.16.25)                                  |
| 60+ kills           | 66 at Mississippi State (11.16.25)   | Two Dore with 20+ kills                         | —  |
| 50+ kills           | 66 at Mississippi State (11.16.25)   |   |  |
| <br>                |                                      | *minimum 10 attempts                            | —  |
| .600+ hitting pct.  | —                                    | .900+ hitting pct.                              | —  |
| .550+ hitting pct.  | —                                    | .850+ hitting pct.                              | —  |
| .500+ hitting pct.  | —                                    | .800+ hitting pct.                              | —  |
| .450+ hitting pct.  | —                                    | .750+ hitting pct.                              | —  |
| .400+ hitting pct.  | —                                    | .700+ hitting pct.                              | —  |
| .350+ hitting pct.  | .354 at Lipscomb (9.4.25)            |   |  |
| .300+ hitting pct.  | .301 vs. Missouri (11.2.25)          | 60+ assists                                     | —  |
| <br>                |                                      | 50+ assists                                     | Bareford (59) at California (9.10.25)                                |
| 80+ assists         | —                                    | 40+ assists                                     | Bareford (44) at Miss State (11.16.25)                               |
| 70+ assists         | 71 at California (9.10.25)           |   |  |
| 60+ assists         | 64 at Mississippi State (11.16.25)   | 9+ service aces                                 | —  |
| 50+ assists         | 64 at Mississippi State (11.16.25)   | 8+ service aces                                 | —  |
| 40+ assists         | 64 at Mississippi State (11.16.25)   | 7+ service aces                                 | —  |
| <br>                |                                      | 6+ service aces                                 | Chaney (6) at WKU (9.16.25)  |
| 20+ service aces    | —                                    | 5+ service aces                                 | Witherspoon (5) at Florida (10.12.25)                                |
| 15+ service aces    | —                                    |   |  |
| 10+ service aces    | 11 vs. Arkansas (10.5.25)            | 35+ digs  | —  |
| 5+ service aces     | 6 at Alabama (11.14.25)              | 30+ digs  | —  |
| <br>                |                                      | 25+ digs  | Mack (26) at Cal (9.10.25)   |
| 120+ digs           | —                                    | 20+ digs  | Kinney (20) vs. S. Carolina (10.24.25)                               |
| 110+ digs           | —                                    | Two Dore with 10+ digs                          | Animashaun (14), Bareford (12), Kinney (17) at Miss State (11.16.25) |
| 100+ digs           | —                                    |   |  |
| 90+ digs            | —                                    | 12+ total blocks                                | —  |
| 80+ digs            | —                                    | 10+ total blocks                                | —  |
| 70+ digs            | 70 vs. Missouri (11.2.25)            | 8+ total blocks                                 | Dunlap (9) vs. Missouri (11.2.25)                                    |
| 60+ digs            | 61 at Mississippi State (11.16.25)   |   |  |
| <br>                |                                      | 35+ points                                      | —  |
| 25+ total blocks    | —                                    | 30+ points                                      | —  |
| 20+ total blocks    | —                                    | 25+ points                                      | Moore (26.5) vs. Missouri (11.2.25)                                  |
| 15+ total blocks    | —                                    | 20+ points                                      | Moore (26.5) vs. Missouri (11.2.25)                                  |
| 10+ total blocks    | 11.5 at Mississippi State (11.16.25) |   |  |
| <br>                |                                      | Double-double<br>10+ kills/10+ digs             | Animashaun vs. Missouri (11.2.25)<br>16 kills/14 digs                |
| <br>                |                                      | Double-double<br>10+ kills/10+ blocks           | —  |
| <br>                |                                      | Double-double<br>10+ assists/10+ digs           | Bareford at Miss State (11.16.25)<br>44 assists/12 digs              |
| <br>                |                                      | Triple-double<br>10+ kills/10+ digs/10+ blocks  | —  |
| <br>                |                                      | Triple-double<br>10+ kills/10+ digs/10+ assists | —  |
| <br>                |                                      | 20-20 match<br>20+ kills/20+ digs               | —  |
| <br>                |                                      | 20-20 match<br>20+ assists/20+ digs             | —  |

SEASON HIGHS - TEAM

| VANDERBILT   |                                     |                                    |
|--------------|-------------------------------------|------------------------------------|
|              | SEC                                 | ALL                                |
| Kills        | 71 vs. Missouri (11.2.25)           | 75 at California (9.10.25)         |
| Attacks      | 166 vs. Missouri (11.2.25)          | 193 at California (9.10.25)        |
| Hitting pct. | .301 vs. Missouri (11.2.25)         | .354 at Lipscomb (9.4.25)          |
| Digs         | 76 at Auburn (10.10.25)             | 79 at California (9.10.25)         |
| Blocks       | 14 vs. Missouri (11.2.25)           | 14 vs. Missouri (11.2.25)          |
| Aces         | 11 vs. Arkansas (10.5.25)           | 11 vs. Arkansas (10.5.25)          |
| Assists      | 67 vs. Missouri (11.2.25)           | 71 at California (9.10.25)         |
| Points       | 94 vs. Missouri (11.2.25)           | 94 vs. Missouri (11.2.25)          |
| OPPONENTS    |                                     |                                    |
|              | SEC                                 | ALL                                |
| Kills        | 66 at Mississippi State (11.16.25)  | 66 at Mississippi State (11.16.25) |
| Attacks      | 175 at Mississippi State (11.16.25) | 181 at California (9.10.25)        |
| Hitting pct. | .449 vs. Tennessee (11.7.25)        | .449 vs. Tennessee (11.7.25)       |
| Digs         | 71 at Auburn (10.10.25)             | 78 at California (9.10.25)         |
| Blocks       | 13 twice                            | 17 at UCSB (9.12.25)               |
| Aces         | 11 vs. LSU (10.17.25)               | 11 vs. LSU (10.17.25)              |
| Assists      | 61 twice                            | 61 twice                           |
| Points       | 82 at Mississippi State (11.16.25)  | 82 at Mississippi State (11.16.25) |

|              | SEC                                 | ALL                                |
|--------------|-------------------------------------|------------------------------------|
| Kills        | 66 at Mississippi State (11.16.25)  | 66 at Mississippi State (11.16.25) |
| Attacks      | 175 at Mississippi State (11.16.25) | 181 at California (9.10.25)        |
| Hitting pct. | .449 vs. Tennessee (11.7.25)        | .449 vs. Tennessee (11.7.25)       |
| Digs         | 71 at Auburn (10.10.25)             | 78 at California (9.10.25)         |
| Blocks       | 13 twice                            | 17 at UCSB (9.12.25)               |
| Aces         | 11 vs. LSU (10.17.25)               | 11 vs. LSU (10.17.25)              |
| Assists      | 61 twice                            | 61 twice                           |
| Points       | 82 at Mississippi State (11.16.25)  | 82 at Mississippi State (11.16.25) |

SEASON HIGHS - INDIVIDUALS

| VANDERBILT   |   |                                       |
|--------------|---|---------------------------------------|
|              | SEC                                       | ALL                                   |
| Kills        | Moore (30) at Miss State (11.16.25)       | Moore (30) at Miss State (11.16.25)   |
| Attacks      | Moore (50) at Miss State (11.16.25)       | Chaney (53) at California (9.10.25)   |
| Hitting pct. | Moore (.619) vs. Tennessee (11.7.25)      | Moore (.619) vs. Tennessee (11.7.25)  |
| Digs         | Kinney (20) vs. South Carolina (10.26.25) | Mack (28) vs. Kansas (8.23.25)        |
| Blocks       | Dunlap (9) vs. Missouri (11.2.25)         | Dunlap (9) vs. Missouri (11.2.25)     |
| Aces         | Witherspoon (5) at Florida (10.12.25)     | Chaney (6) at WKU (9.16.25)           |
| Assists      | Bareford (46) vs. Ole Miss (10.19.25)     | Bareford (59) at California (9.10.25) |
| Points       | Moore (34) at Miss State (11.16.25)       | Moore (34) at Miss State (11.16.25)   |

SEASON LOWS - TEAM

| VANDERBILT   |                             |                             |
|--------------|-----------------------------|-----------------------------|
|              | SEC                         | ALL                         |
| Kills        | 29 at Texas (9.24.25)       | 29 at Texas (9.24.25)       |
| Attacks      | 85 at Texas (9.24.25)       | 84 at WKU (9.16.25)         |
| Hitting pct. | .106 at Florida (10.12.25)  | .106 at Florida (10.12.25)  |
| Digs         | 15 at Texas (9.24.25)       | 15 at Texas (9.24.25)       |
| Blocks       | 0 vs. Tennessee (11.7.25)   | 0 vs. Tennessee (11.7.25)   |
| Aces         | 2 twice                     | 2 twice                     |
| Assists      | 28 at Texas (9.24.25)       | 28 at Texas (9.24.25)       |
| Points       | 37 at Texas (9.24.25)       | 37 at Texas (9.24.25)       |
| OPPONENTS    |                             |                             |
|              | SEC                         | ALL                         |
| Kills        | 26 vs. Arkansas (10.5.25)   | 26 vs. Arkansas (10.5.25)   |
| Attacks      | 74 at Texas (9.24.25)       | 74 at Texas (9.24.25)       |
| Hitting pct. | .134 vs. Arkansas (10.5.25) | .134 vs. Arkansas (10.5.25) |
| Digs         | 33 at Texas A&M (9.26.25)   | 28 at WKU (9.16.25)         |
| Blocks       | 4 at Texas (9.24.25)        | 3 at WKU (9.16.25)          |
| Aces         | 1 at Texas (9.24.25)        | 1 at Texas (9.24.25)        |
| Assists      | 24 vs. Arkansas (10.5.25)   | 24 vs. Arkansas (10.5.25)   |
| Points       | 34 vs. Arkansas (10.5.25)   | 34 vs. Arkansas (10.5.25)   |

|              | SEC                         | ALL                         |
|--------------|-----------------------------|-----------------------------|
| Kills        | 26 vs. Arkansas (10.5.25)   | 26 vs. Arkansas (10.5.25)   |
| Attacks      | 74 at Texas (9.24.25)       | 74 at Texas (9.24.25)       |
| Hitting pct. | .134 vs. Arkansas (10.5.25) | .134 vs. Arkansas (10.5.25) |
| Digs         | 33 at Texas A&M (9.26.25)   | 28 at WKU (9.16.25)         |
| Blocks       | 4 at Texas (9.24.25)        | 3 at WKU (9.16.25)          |
| Aces         | 1 at Texas (9.24.25)        | 1 at Texas (9.24.25)        |
| Assists      | 24 vs. Arkansas (10.5.25)   | 24 vs. Arkansas (10.5.25)   |
| Points       | 34 vs. Arkansas (10.5.25)   | 34 vs. Arkansas (10.5.25)   |





# 2025-26 Vanderbilt Women's Volleyball Overall Individual Statistics All games

Page 1/1  
as of Nov 20, 2025

## Game Records

| Overall | Conference | Home  | Away  | Neutral |
|---------|------------|-------|-------|---------|
| 7 - 17  | 3 - 12     | 4 - 7 | 3 - 8 | 0 - 2   |

## Team Box Score

| ##                | Player             | SP        | MP-MS        | Attack      |              |            |             |             | Set         |              |             |             | Serve      |             |            |             |             |
|-------------------|--------------------|-----------|--------------|-------------|--------------|------------|-------------|-------------|-------------|--------------|-------------|-------------|------------|-------------|------------|-------------|-------------|
|                   |                    |           |              | K           | K/S          | E          | TA          | PCT         | A           | A/S          | TA          | PCT         | SA         | SA/S        | SE         | TA          | PCT         |
| 1                 | Mack, Hailee       | 95        | 24-6         | 1           | 0.01         | 0          | 8           | .125        | 53          | 0.56         | 177         | .299        | 8          | 0.08        | 27         | 217         | .876        |
| 2                 | DeWese, Taryn      | 37        | 13-0         | 1           | 0.03         | 2          | 7           | -.143       | 111         | 3.00         | 278         | .399        | 3          | 0.08        | 16         | 48          | .667        |
| 3                 | Chaney, Kamryn     | 66        | 17-16        | 218         | 3.30         | 113        | 578         | .182        | 6           | 0.09         | 53          | .113        | 33         | 0.50        | 67         | 256         | .738        |
| 4                 | Bareford, Isabella | 94        | 24-24        | 36          | 0.38         | 9          | 100         | .270        | 840         | 8.94         | 2129        | .395        | 23         | 0.24        | 35         | 398         | .912        |
| 5                 | Ogunleye, Rachel   | 3         | 3-0          | 1           | 0.33         | 1          | 5           | .000        | 0           | 0.00         | 0           | .000        | 0          | 0.00        | 1          | 1           | .000        |
| 6                 | Berezowitz, Kati   | 29        | 14-0         | 0           | 0.00         | 0          | 0           | .000        | 1           | 0.03         | 3           | .333        | 0          | 0.00        | 3          | 47          | .936        |
| 8                 | Kinney, Elli       | 94        | 24-12        | 2           | 0.02         | 0          | 3           | .667        | 53          | 0.56         | 172         | .308        | 6          | 0.06        | 20         | 238         | .916        |
| 9                 | Animashaun, Reese  | 93        | 24-24        | 227         | 2.44         | 133        | 725         | .130        | 56          | 0.60         | 168         | .333        | 16         | 0.17        | 49         | 288         | .830        |
| 11                | Witherspoon, Maya  | 90        | 24-7         | 90          | 1.00         | 68         | 288         | .076        | 12          | 0.13         | 39          | .308        | 26         | 0.29        | 24         | 292         | .918        |
| 12                | Dunlap, Kayla      | 82        | 24-19        | 126         | 1.54         | 46         | 267         | .300        | 2           | 0.02         | 12          | .167        | 0          | 0.00        | 3          | 6           | .500        |
| 13                | Conley, Sydney     | 76        | 23-0         | 61          | 0.80         | 26         | 172         | .203        | 3           | 0.04         | 16          | .188        | 0          | 0.00        | 0          | 2           | 1.000       |
| 14                | Soerensen, Mia     | 80        | 21-7         | 131         | 1.64         | 44         | 351         | .248        | 2           | 0.03         | 21          | .095        | 5          | 0.06        | 13         | 58          | .776        |
| 15                | Bowser, Maddy      | 24        | 9-5          | 24          | 1.00         | 11         | 65          | .200        | 0           | 0.00         | 5           | .000        | 3          | 0.13        | 2          | 22          | .909        |
| 20                | Moore, Jacquelyn   | 95        | 24-24        | 298         | 3.14         | 72         | 597         | .379        | 1           | 0.01         | 34          | .029        | 5          | 0.05        | 18         | 122         | .852        |
| 22                | Porter, Taylor     | 42        | 20-0         | 0           | 0.00         | 0          | 1           | .000        | 4           | 0.10         | 12          | .333        | 3          | 0.07        | 2          | 27          | .926        |
| <b>VANDERBILT</b> |                    | <b>95</b> | <b>24-24</b> | <b>1216</b> | <b>12.80</b> | <b>525</b> | <b>3167</b> | <b>.218</b> | <b>1144</b> | <b>12.04</b> | <b>3119</b> | <b>.367</b> | <b>131</b> | <b>1.38</b> | <b>280</b> | <b>2022</b> | <b>.862</b> |
| <b>Opponents</b>  |                    | <b>95</b> | <b>24-24</b> | <b>1181</b> | <b>12.43</b> | <b>404</b> | <b>3010</b> | <b>.258</b> | <b>1091</b> | <b>11.48</b> | <b>2950</b> | <b>.370</b> | <b>137</b> | <b>1.44</b> | <b>236</b> | <b>2148</b> | <b>.890</b> |

| ##                | Player             | SP        | Receptions |             |             | Dig         |              | Blocking  |            |              |             |           | Points   |               |              |   |
|-------------------|--------------------|-----------|------------|-------------|-------------|-------------|--------------|-----------|------------|--------------|-------------|-----------|----------|---------------|--------------|---|
|                   |                    |           | RE         | TA          | PCT         | DIG         | DIG/S        | BS        | BA         | TOTAL        | BLK/S       | BE        | BHE      | PTS           | PTS/S        |   |
| 1                 | Mack, Hailee       | 95        | 39         | 552         | .929        | 249         | 2.62         | 0         | 0          | 0            | 0.00        | 0         | 0        | 9.0           | 0.09         |   |
| 2                 | DeWese, Taryn      | 37        | 2          | 2           | .000        | 19          | 0.51         | 0         | 0          | 0            | 0.00        | 0         | 0        | 4.0           | 0.11         |   |
| 3                 | Chaney, Kamryn     | 66        | 11         | 174         | .937        | 94          | 1.42         | 2         | 23         | 25           | 0.38        | 3         | 0        | 264.5         | 4.01         |   |
| 4                 | Bareford, Isabella | 94        | 1          | 9           | .889        | 159         | 1.69         | 1         | 6          | 7            | 0.07        | 2         | 0        | 63.0          | 0.67         |   |
| 5                 | Ogunleye, Rachel   | 3         | 0          | 0           | .000        | 0           | 0.00         | 0         | 1          | 1            | 0.33        | 0         | 0        | 1.5           | 0.50         |   |
| 6                 | Berezowitz, Kati   | 29        | 0          | 0           | .000        | 4           | 0.14         | 0         | 0          | 0            | 0.00        | 0         | 0        | 0.0           | 0.00         |   |
| 8                 | Kinney, Elli       | 94        | 21         | 417         | .950        | 241         | 2.56         | 0         | 0          | 0            | 0.00        | 0         | 0        | 8.0           | 0.09         |   |
| 9                 | Animashaun, Reese  | 93        | 33         | 499         | .934        | 214         | 2.30         | 4         | 25         | 29           | 0.31        | 7         | 0        | 259.5         | 2.79         |   |
| 11                | Witherspoon, Maya  | 90        | 11         | 158         | .930        | 73          | 0.81         | 1         | 13         | 14           | 0.16        | 0         | 0        | 123.5         | 1.37         |   |
| 12                | Dunlap, Kayla      | 82        | 1          | 4           | .750        | 6           | 0.07         | 8         | 47         | 55           | 0.67        | 6         | 0        | 157.5         | 1.92         |   |
| 13                | Conley, Sydney     | 76        | 0          | 13          | 1.000       | 20          | 0.26         | 2         | 21         | 23           | 0.30        | 0         | 0        | 73.5          | 0.97         |   |
| 14                | Soerensen, Mia     | 80        | 0          | 1           | 1.000       | 42          | 0.53         | 0         | 49         | 49           | 0.61        | 7         | 0        | 160.5         | 2.01         |   |
| 15                | Bowser, Maddy      | 24        | 0          | 0           | .000        | 5           | 0.21         | 2         | 7          | 9            | 0.38        | 0         | 0        | 32.5          | 1.35         |   |
| 20                | Moore, Jacquelyn   | 95        | 3          | 12          | .750        | 31          | 0.33         | 9         | 80         | 89           | 0.94        | 3         | 0        | 352.0         | 3.71         |   |
| 22                | Porter, Taylor     | 42        | 6          | 62          | .903        | 19          | 0.45         | 0         | 0          | 0            | 0.00        | 0         | 0        | 3.0           | 0.07         |   |
| -                 | TEAM               | -         | 9          | -           | -           | -           | -            | -         | -          | -            | -           | -         | -        | -             | -            | - |
| <b>VANDERBILT</b> |                    | <b>95</b> | <b>137</b> | <b>1912</b> | <b>.928</b> | <b>1176</b> | <b>12.38</b> | <b>29</b> | <b>272</b> | <b>165.0</b> | <b>1.74</b> | <b>28</b> | <b>0</b> | <b>1512.0</b> | <b>15.92</b> |   |
| <b>Opponents</b>  |                    | <b>95</b> | <b>131</b> | <b>1742</b> | <b>.925</b> | <b>1187</b> | <b>12.49</b> | <b>50</b> | <b>341</b> | <b>220.5</b> | <b>2.32</b> | <b>25</b> | <b>0</b> | <b>1538.5</b> | <b>16.19</b> |   |



## 2025-26 Vanderbilt Women's Volleyball Combined Team Statistics All games

Page 1/1  
as of Nov 20, 2025

### Game Records

| Overall | Conference | Home  | Away  | Neutral |
|---------|------------|-------|-------|---------|
| 7 - 17  | 3 - 12     | 4 - 7 | 3 - 8 | 0 - 2   |

### Team Box Score

|            |                    |    | Attack |       |     |      |       | Set  |       | Serve |     |      |     | Dig  |       | Blocking |     |       |       |    |     |         |
|------------|--------------------|----|--------|-------|-----|------|-------|------|-------|-------|-----|------|-----|------|-------|----------|-----|-------|-------|----|-----|---------|
| ##         | Player             | SP | K      | K/S   | E   | TA   | PCT   | A    | A/S   | SA    | SE  | SA/S | RE  | DIG  | DIG/S | BS       | BA  | TOT/S | BLK/S | BE | BHE | PTS     |
| 1          | Mack, Hailee       | 95 | 1      | 0.01  | 0   | 8    | .125  | 53   | 0.56  | 8     | 27  | 0.08 | 39  | 249  | 2.62  | 0        | 0   | 0     | 0.00  | 0  | 0   | 9.0     |
| 2          | DeWese, Taryn      | 37 | 1      | 0.03  | 2   | 7    | -.143 | 111  | 3.00  | 3     | 16  | 0.08 | 2   | 19   | 0.51  | 0        | 0   | 0     | 0.00  | 0  | 0   | 4.0     |
| 3          | Chaney, Kamryn     | 66 | 218    | 3.30  | 113 | 578  | .182  | 6    | 0.09  | 33    | 67  | 0.50 | 11  | 94   | 1.42  | 2        | 23  | 25    | 0.38  | 3  | 0   | 264.5   |
| 4          | Bareford, Isabella | 94 | 36     | 0.38  | 9   | 100  | .270  | 840  | 8.94  | 23    | 35  | 0.24 | 1   | 159  | 1.69  | 1        | 6   | 7     | 0.07  | 2  | 0   | 63.0    |
| 5          | Ogunleye, Rachel   | 3  | 1      | 0.33  | 1   | 5    | .000  | 0    | 0.00  | 0     | 1   | 0.00 | 0   | 0    | 0.00  | 0        | 1   | 1     | 0.33  | 0  | 0   | 1.5     |
| 6          | Berezowitz, Kati   | 29 | 0      | 0.00  | 0   | 0    | .000  | 1    | 0.03  | 0     | 3   | 0.00 | 0   | 4    | 0.14  | 0        | 0   | 0     | 0.00  | 0  | 0   | 0.0     |
| 8          | Kinney, Elli       | 94 | 2      | 0.02  | 0   | 3    | .667  | 53   | 0.56  | 6     | 20  | 0.06 | 21  | 241  | 2.56  | 0        | 0   | 0     | 0.00  | 0  | 0   | 8.0     |
| 9          | Animashaun, Reese  | 93 | 227    | 2.44  | 133 | 725  | .130  | 56   | 0.60  | 16    | 49  | 0.17 | 33  | 214  | 2.30  | 4        | 25  | 29    | 0.31  | 7  | 0   | 259.5   |
| 11         | Witherspoon, Maya  | 90 | 90     | 1.00  | 68  | 288  | .076  | 12   | 0.13  | 26    | 24  | 0.29 | 11  | 73   | 0.81  | 1        | 13  | 14    | 0.16  | 0  | 0   | 123.5   |
| 12         | Dunlap, Kayla      | 82 | 126    | 1.54  | 46  | 267  | .300  | 2    | 0.02  | 0     | 3   | 0.00 | 1   | 6    | 0.07  | 8        | 47  | 55    | 0.67  | 6  | 0   | 157.5   |
| 13         | Conley, Sydney     | 76 | 61     | 0.80  | 26  | 172  | .203  | 3    | 0.04  | 0     | 0   | 0.00 | 0   | 20   | 0.26  | 2        | 21  | 23    | 0.30  | 0  | 0   | 73.5    |
| 14         | Soerensen, Mia     | 80 | 131    | 1.64  | 44  | 351  | .248  | 2    | 0.03  | 5     | 13  | 0.06 | 0   | 42   | 0.53  | 0        | 49  | 49    | 0.61  | 7  | 0   | 160.5   |
| 15         | Bowser, Maddy      | 24 | 24     | 1.00  | 11  | 65   | .200  | 0    | 0.00  | 3     | 2   | 0.13 | 0   | 5    | 0.21  | 2        | 7   | 9     | 0.38  | 0  | 0   | 32.5    |
| 20         | Moore, Jacquelyn   | 95 | 298    | 3.14  | 72  | 597  | .379  | 1    | 0.01  | 5     | 18  | 0.05 | 3   | 31   | 0.33  | 9        | 80  | 89    | 0.94  | 3  | 0   | 352.0   |
| 22         | Porter, Taylor     | 42 | 0      | 0.00  | 0   | 1    | .000  | 4    | 0.10  | 3     | 2   | 0.07 | 6   | 19   | 0.45  | 0        | 0   | 0     | 0.00  | 0  | 0   | 3.0     |
| VANDERBILT |                    | 95 | 1216   | 12.80 | 525 | 3167 | .218  | 1144 | 12.04 | 131   | 280 | 1.38 | 137 | 1176 | 12.38 | 29       | 272 | 165   | 1.74  | 28 | 0   | 1,512.0 |
| Opponents  |                    | 95 | 1181   | 12.43 | 404 | 3010 | .258  | 1091 | 11.48 | 137   | 236 | 1.44 | 131 | 1187 | 12.49 | 50       | 341 | 220.5 | 2.32  | 25 | 0   | 1,538.5 |

### Team statistics

|                         | VU      | OPP     |
|-------------------------|---------|---------|
| <b>ATTACK</b>           |         |         |
| Kills                   | 1216    | 1181    |
| Errors                  | 525     | 404     |
| Total Attacks           | 3167    | 3010    |
| Attack Pct              | .218    | .258    |
| Kills/Set               | 12.80   | 12.43   |
| <b>SET</b>              |         |         |
| Assists                 | 1144    | 1091    |
| Attempts                | 3119    | 2950    |
| Assist Pct              | .367    | .370    |
| Assists/Set             | 12.04   | 11.48   |
| <b>SERVE</b>            |         |         |
| Aces                    | 131     | 137     |
| Errors                  | 280     | 236     |
| Attempts                | 2022    | 2148    |
| Serve Pct               | .862    | .890    |
| Aces/Set                | 1.38    | 1.44    |
| <b>SERVE RECEPTIONS</b> |         |         |
| Errors                  | 137     | 131     |
| Errors/Set              | 1.44    | 1.38    |
| Attempts                | 1912    | 1742    |
| Reception Pct           | .928    | .999    |
| <b>DEFENSE</b>          |         |         |
| Digs                    | 1176    | 1187    |
| Digs/Set                | 12.38   | 12.49   |
| <b>BLOCKING</b>         |         |         |
| Block solo              | 29      | 50      |
| Block Assist            | 272     | 341     |
| Total Blocks            | 165     | 220.5   |
| Blocks/Set              | 1.74    | 2.32    |
| Block Errors            | 28      | 25      |
| Ball handling errors    | 0       | 0       |
| <b>ATTENDANCE</b>       |         |         |
| Total                   | 32056   | 21527   |
| Dates/Avg Per Date      | 11/2914 | 11/1957 |
| Neutral Site #/Avg      | 2/10819 | -       |
| Current win streak      | 0       | -       |
| Home win streak         | 0       | -       |

### Team Results

| Date         | Opponent            | Score | Score-by-set                  | Att.  |
|--------------|---------------------|-------|-------------------------------|-------|
| 08/23/2025   | vs Kansas           | L 2-3 | 25-19,18-25,26-24,20-25,4-15  | 10438 |
| 08/29/2025   | Belmont             | W 3-1 | 25-17,25-15,18-25,25-21       | 3467  |
| 08/31/2025   | vs Illinois         | L 1-3 | 25-20,17-25,23-25,15-25       | 11200 |
| 09/04/2025   | at Lipscomb         | W 3-1 | 25-17,25-21,21-25,26-24       | 454   |
| 09/05/2025   | Minnesota           | L 0-3 | 23-25,20-25,21-25             | 3034  |
| 09/10/2025   | at California       | L 2-3 | 25-21,25-21,25-27,16-25,22-24 | 667   |
| 09/12/2025   | at UC Santa Barbara | L 1-3 | 17-25,16-25,25-20,21-25       | 276   |
| 09/16/2025   | at Western Ky.      | W 3-0 | 25-22,25-21,25-23             | 1724  |
| 09/19/2025   | UC Irvine           | W 3-1 | 26-24,25-22,24-26,25-20       | 2745  |
| * 09/24/2025 | at Texas            | L 0-3 | 13-25,18-25,21-25             | 4300  |
| * 09/26/2025 | at Texas A&M        | L 0-3 | 19-25,20-25,15-25             | 4666  |
| * 10/03/2025 | Oklahoma            | L 1-3 | 25-23,18-25,23-25,23-25       | 2410  |
| * 10/05/2025 | Arkansas            | W 3-0 | 25-17,25-18,25-18             | 3178  |
| * 10/10/2025 | at Auburn           | L 1-3 | 25-18,23-25,18-25,22-25       | 2202  |
| * 10/12/2025 | at Florida          | L 1-3 | 19-25,25-16,17-25,18-25       | 2595  |
| * 10/17/2025 | LSU                 | L 2-3 | 25-18,15-25,25-19,21-25,10-15 | 3355  |
| * 10/19/2025 | Ole Miss            | L 2-3 | 25-19,15-25,26-28,25-19,11-15 | 2280  |
| * 10/24/2025 | Georgia             | L 1-3 | 23-25,25-22,17-25,19-25       | 2418  |
| * 10/26/2025 | South Carolina      | L 1-3 | 22-25,25-22,21-25,23-25       | 2033  |
| * 10/31/2025 | at Kentucky         | L 0-3 | 13-25,16-25,21-25             | 3144  |
| * 11/02/2025 | Missouri            | W 3-2 | 26-24,25-13,23-25,21-25,16-14 | 2176  |
| * 11/07/2025 | Tennessee           | L 0-3 | 17-25,22-25,20-25             | 4960  |
| * 11/14/2025 | at Alabama          | L 1-3 | 19-25,25-22,21-25,21-25       | 1032  |
| * 11/16/2025 | at Mississippi St.  | W 3-2 | 23-25,25-22,25-23,18-25,15-10 | 467   |



## 2025-26 Vanderbilt Women's Volleyball Combined Team Statistics In Conference games

Page 1/1  
as of Nov 20, 2025

### Game Records

| Overall | Conference | Home  | Away  | Neutral |
|---------|------------|-------|-------|---------|
| 3 - 12  | 3 - 12     | 2 - 6 | 1 - 6 | 0 - 0   |

### Team Box Score

|            |                    |    | Attack |       |     |      |        | Set |       | Serve |     |      | Dig |     |       | Blocking |     |       |       |    |     |       |  |
|------------|--------------------|----|--------|-------|-----|------|--------|-----|-------|-------|-----|------|-----|-----|-------|----------|-----|-------|-------|----|-----|-------|--|
| ##         | Player             | SP | K      | K/S   | E   | TA   | PCT    | A   | A/S   | SA    | SE  | SA/S | RE  | DIG | DIG/S | BS       | BA  | TOT/S | BLK/S | BE | BHE | PTS   |  |
| 1          | Mack, Hailee       | 59 | 1      | 0.02  | 0   | 4    | .250   | 25  | 0.42  | 6     | 12  | 0.10 | 23  | 103 | 1.75  | 0        | 0   | 0     | 0.00  | 0  | 0   | 7.0   |  |
| 2          | DeWese, Taryn      | 29 | 1      | 0.03  | 2   | 7    | -.143  | 109 | 3.76  | 2     | 9   | 0.07 | 2   | 18  | 0.62  | 0        | 0   | 0     | 0.00  | 0  | 0   | 3.0   |  |
| 3          | Chaney, Kamryn     | 30 | 78     | 2.60  | 44  | 245  | .139   | 1   | 0.03  | 14    | 30  | 0.47 | 8   | 39  | 1.30  | 1        | 10  | 11    | 0.37  | 1  | 0   | 98.0  |  |
| 4          | Bareford, Isabella | 58 | 24     | 0.41  | 6   | 65   | .277   | 483 | 8.33  | 14    | 24  | 0.24 | 1   | 106 | 1.83  | 1        | 4   | 5     | 0.09  | 1  | 0   | 41.0  |  |
| 5          | Ogunleye, Rachel   | 1  | 0      | 0.00  | 1   | 1    | -1.000 | 0   | 0.00  | 0     | 0   | 0.00 | 0   | 0   | 0.00  | 0        | 1   | 1     | 1.00  | 0  | 0   | 0.5   |  |
| 6          | Berezowitz, Kati   | 26 | 0      | 0.00  | 0   | 0    | .000   | 1   | 0.04  | 0     | 3   | 0.00 | 0   | 3   | 0.12  | 0        | 0   | 0     | 0.00  | 0  | 0   | 0.0   |  |
| 8          | Kinney, Elli       | 59 | 2      | 0.03  | 0   | 3    | .667   | 41  | 0.69  | 4     | 11  | 0.07 | 13  | 183 | 3.10  | 0        | 0   | 0     | 0.00  | 0  | 0   | 6.0   |  |
| 9          | Animashaun, Reese  | 59 | 141    | 2.39  | 84  | 454  | .126   | 26  | 0.44  | 9     | 30  | 0.15 | 21  | 141 | 2.39  | 1        | 17  | 18    | 0.31  | 4  | 0   | 159.5 |  |
| 11         | Witherspoon, Maya  | 58 | 67     | 1.16  | 41  | 193  | .135   | 12  | 0.21  | 20    | 11  | 0.34 | 10  | 61  | 1.05  | 1        | 9   | 10    | 0.17  | 0  | 0   | 92.5  |  |
| 12         | Dunlap, Kayla      | 59 | 77     | 1.31  | 35  | 182  | .231   | 1   | 0.02  | 0     | 0   | 0.00 | 0   | 2   | 0.03  | 5        | 38  | 43    | 0.73  | 3  | 0   | 101.0 |  |
| 13         | Conley, Sydney     | 43 | 31     | 0.72  | 11  | 77   | .260   | 1   | 0.02  | 0     | 0   | 0.00 | 0   | 8   | 0.19  | 1        | 8   | 9     | 0.21  | 0  | 0   | 36.0  |  |
| 14         | Soerensen, Mia     | 59 | 119    | 2.02  | 43  | 322  | .236   | 1   | 0.02  | 5     | 11  | 0.08 | 0   | 38  | 0.64  | 0        | 47  | 47    | 0.80  | 6  | 0   | 147.5 |  |
| 15         | Bowser, Maddy      | 5  | 3      | 0.60  | 5   | 11   | -.182  | 0   | 0.00  | 0     | 0   | 0.00 | 0   | 1   | 0.20  | 0        | 2   | 2     | 0.40  | 0  | 0   | 4.0   |  |
| 20         | Moore, Jacquelyn   | 59 | 201    | 3.41  | 45  | 398  | .392   | 1   | 0.02  | 4     | 13  | 0.07 | 3   | 21  | 0.36  | 6        | 53  | 59    | 1.00  | 2  | 0   | 237.5 |  |
| 22         | Porter, Taylor     | 21 | 0      | 0.00  | 0   | 0    | .000   | 1   | 0.05  | 1     | 1   | 0.05 | 1   | 5   | 0.24  | 0        | 0   | 0     | 0.00  | 0  | 0   | 1.0   |  |
| VANDERBILT |                    | 59 | 745    | 12.63 | 317 | 1962 | .218   | 703 | 11.92 | 79    | 155 | 1.34 | 89  | 729 | 12.36 | 16       | 189 | 110.5 | 1.87  | 17 | 0   | 934.5 |  |
| Opponents  |                    | 59 | 766    | 12.98 | 236 | 1881 | .282   | 706 | 11.97 | 89    | 150 | 1.51 | 79  | 738 | 12.51 | 29       | 206 | 132   | 2.24  | 15 | 0   | 987.0 |  |

### Team statistics

|                         | VU     | OPP    |
|-------------------------|--------|--------|
| <b>ATTACK</b>           |        |        |
| Kills                   | 745    | 766    |
| Errors                  | 317    | 236    |
| Total Attacks           | 1962   | 1881   |
| Attack Pct              | .218   | .282   |
| Kills/Set               | 12.63  | 12.98  |
| <b>SET</b>              |        |        |
| Assists                 | 703    | 706    |
| Attempts                | 1908   | 1818   |
| Assist Pct              | .368   | .388   |
| Assists/Set             | 11.92  | 11.97  |
| <b>SERVE</b>            |        |        |
| Aces                    | 79     | 89     |
| Errors                  | 155    | 150    |
| Attempts                | 1229   | 1333   |
| Serve Pct               | .874   | .887   |
| Aces/Set                | 1.34   | 1.51   |
| <b>SERVE RECEPTIONS</b> |        |        |
| Errors                  | 89     | 79     |
| Errors/Set              | 1.51   | 1.34   |
| Attempts                | 1183   | 1074   |
| Reception Pct           | .925   | .999   |
| <b>DEFENSE</b>          |        |        |
| Digs                    | 729    | 738    |
| Digs/Set                | 12.36  | 12.51  |
| <b>BLOCKING</b>         |        |        |
| Block solo              | 16     | 29     |
| Block Assist            | 189    | 206    |
| Total Blocks            | 110.5  | 132    |
| Blocks/Set              | 1.87   | 2.24   |
| Block Errors            | 17     | 15     |
| Ball handling errors    | 0      | 0      |
| <b>ATTENDANCE</b>       |        |        |
| Total                   | 22810  | 18406  |
| Dates/Avg Per Date      | 8/2851 | 7/2629 |
| Neutral Site #/Avg      | 0/0    | -      |
| Current win streak      | 0      | -      |
| Home win streak         | 0      | -      |

### Team Results

| Date         | Opponent           | Score | Score-by-set                  | Att. |
|--------------|--------------------|-------|-------------------------------|------|
| * 09/24/2025 | at Texas           | L 0-3 | 13-25,18-25,21-25             | 4300 |
| * 09/26/2025 | at Texas A&M       | L 0-3 | 19-25,20-25,15-25             | 4666 |
| * 10/03/2025 | Oklahoma           | L 1-3 | 25-23,18-25,23-25,23-25       | 2410 |
| * 10/05/2025 | Arkansas           | W 3-0 | 25-17,25-18,25-18             | 3178 |
| * 10/10/2025 | at Auburn          | L 1-3 | 25-18,23-25,18-25,22-25       | 2202 |
| * 10/12/2025 | at Florida         | L 1-3 | 19-25,25-16,17-25,18-25       | 2595 |
| * 10/17/2025 | LSU                | L 2-3 | 25-18,15-25,25-19,21-25,10-15 | 3355 |
| * 10/19/2025 | Ole Miss           | L 2-3 | 25-19,15-25,26-28,25-19,11-15 | 2280 |
| * 10/24/2025 | Georgia            | L 1-3 | 23-25,25-22,17-25,19-25       | 2418 |
| * 10/26/2025 | South Carolina     | L 1-3 | 22-25,25-22,21-25,23-25       | 2033 |
| * 10/31/2025 | at Kentucky        | L 0-3 | 13-25,16-25,21-25             | 3144 |
| * 11/02/2025 | Missouri           | W 3-2 | 26-24,25-13,23-25,21-25,16-14 | 2176 |
| * 11/07/2025 | Tennessee          | L 0-3 | 17-25,22-25,20-25             | 4960 |
| * 11/14/2025 | at Alabama         | L 1-3 | 19-25,25-22,21-25,21-25       | 1032 |
| * 11/16/2025 | at Mississippi St. | W 3-2 | 23-25,25-22,25-23,18-25,15-10 | 467  |