



6 SEC TOURNAMENT CHAMPIONSHIPS • 29 NCAA TOURNAMENTS • 1 FINAL FOUR • 5 ELITE EIGHTS • 14 SWEET SIXTEENS

VANDERBILT

WOMEN'S BASKETBALL

2025-26 GAME NOTES • GAME 6 • TENNESSEE STATE

2025-26 SCHEDULE

Overall: 5-0 | SEC: 0-0

Home: 2-0 | Away: 2-0 | Neutral: 1-0

AP Poll: 17 | WBCA Coaches Poll: 17 | NET Ranking: --

Streak: W-5

OCTOBER (1-0)

27 vs. Memphis[&] (Exhibition) Win 104-68

NOVEMBER (5-0)

3 vs. California[^] Win 74-65

10 Furman Win 96-48

12 at Austin Peay Win 75-65

19 at Western Kentucky Win 87-49

21 Alabama State Win 92-38

23 Tennessee State Noon SEC Network+

27 vs. Oregon State[%] 7 p.m. ESPN+

29 vs. BYU or Virginia Tech[^] 11 a.m. ESPN+

DECEMBER (0-0)

3 Virginia[#] 4 p.m. SEC Network

15 South Florida 6:30 p.m. SEC Network+

18 UAlbany 6:30 p.m. SEC Network+

20 Texas Southern Noon SEC Network+

28 Stonehill 2 p.m. SEC Network+

JANUARY (0-0)

1 at Arkansas* 1 p.m. SEC Network+

4 LSU* 4 p.m. ESPN

8 Missouri* 6:30 p.m. SEC Network+

11 at Texas A&M* 2 p.m. SEC Network+

15 at Mississippi State* 5:30 p.m. SEC Network

19 vs. Michigan¹ 1:30 p.m. FOX

22 Auburn* 6:30 p.m. SEC Network+

25 at South Carolina* 2 p.m. ESPN

29 at Ole Miss* 6:30 p.m. SEC Network+

FEBRUARY (0-0)

1 Florida* 3 p.m. SEC Network

5 at Kentucky* 6 p.m. SEC Network+

9 Oklahoma* 8 p.m. ESPN2

12 Texas* 6:30 p.m. SEC Network+

15 at Georgia* 11 a.m. SEC Network

22 Kentucky* 2 p.m. SEC Network+

26 Alabama* 6:30 p.m. SEC Network+

MARCH (0-0)

1 at Tennessee* 1 p.m. ESPN

4-8 SEC Tournament TBD TBD

All times Central • Home games in bold • Neutral games in italics

* | SEC game • # | ACC/SEC Challenge

& | Hoops for St. Jude Tip Off Classic (Memphis, Tenn.) • ^ | OUI-Play Paris (Paris, France)

% Paradise Jam (St. Thomas, USVI) • ^ | Coretta Scott King Classic (Newark, N.J.)

Rankings: AP/WBCA Coaches Poll

All games times and dates are subject to change

GAME 6



#17/17 VANDERBILT (4-0, 0-0 SEC)
vs. TENNESSEE STATE (1-4, 0-0 OVC)



SUNDAY, NOV. 23

Noon CT



NASHVILLE, TENN.

Memorial Gymnasium (14,326)



SEC NETWORK+

Andrew Allegretta (Play-By-Play) • Drew Maddux (Analyst)



94.9 THE FAN

Vanderbilt Athletics App • Jake Lyman

STARTING FIVE

>> Vanderbilt heads into Sunday's game against Tennessee State sporting a 5-0 record after posting a 92-38 victory over Alabama State at Memorial Gym on Friday afternoon. The Commodores are off to a 5-0 start for the fifth-straight campaign, marking the first time in program history that Vandy has begun four consecutive campaigns by winning its first five games.

>> The Commodores are 54-19 against nonconference foes in the Ralph era, while Vanderbilt is 35-3 inside Memorial Gym against non-league teams. Vandy is 49-21 at home under Ralph's direction.

>> The Dores have won 22-straight non-conference home games dating back to the 2022-23 season and are riding a 10-game winning streak against non-SEC teams in regular-season play.

>> Sunday's game marks the 19th time that Vanderbilt and Tennessee State will face off. The Dores are a perfect 14-0 all-time against the Lady Tigers in the NCAA era (1981-82 to present), while they are 16-2 all-time against TSU. Vandy has won 15-straight games in the series.

>> It is the first matchup between the Commodores and Lady Tigers schools since Nov. 25, 2019, when Vanderbilt collected a 106-55 road win over TSU. It is the first time the two Music City foes will play in Memorial Gym since the 2018-19 campaign, when the Commodores posted an 89-63 victory.



TEAM COMPARISON

5-0	Overall Record	1-4
0-0	Conf. Record	0-0
84.8	Points Per Game	62.4
53.0	Opp. Per Game	84.0
45.3	Field Goal Pct.	37.0
34.5	Opp. Field Goal Pct.	48.0
35.9	3-Point Pct.	28.6
28.4	Opp. 3-Point Pct.	42.7
65.0	Free Throw Pct.	61.1
44.4	Rebounds Per Game	36.0
+11.4	Rebounding Margin	-4.4
19.8	Assists Per Game	9.8
13.0	Turnovers Per Game	19.4
13.8	Steals Per Game	8.4
6.0	Blocks Per Game	3.8

SERIES HISTORY

Games:	18
Vanderbilt Series Record:	16-2
Games in Memorial Gym:	10-0
Games in Gentry Center:	5-2
Neutral Site Games:	1-0
First Meeting:	November, 1977 in Nashville, Vanderbilt, 88-42
Last Meeting:	Nov. 25, 2019 in Gentry Center, Vanderbilt, 106-55
Last Vandy Win:	Nov. 25, 2019 in Gentry Center, 106-55
Last Loss:	Nov. 25, 2019 in Gentry Center, 66-54
Last Home Win:	Nov. 21, 2018, 89-63
Last Road Win:	Nov. 25, 2019, 106-55
Last Neutral Win:	Nov. 25, 2019 in Chattanooga, Tenn., 80-71
Last Home Loss:	Never
Last Road Loss:	Nov. 19, 1979, 58-56
Last Neutral Loss:	Never
vs. Tennessee St. under Ralph:	0-0
Current Vanderbilt Series Streak:	W-15

LAST FIVE GAMES

Date	Location	Vandy Result	Score
11.25.19	Gentry Center	Win	106-55
11.21.18	Memorial Gym	Win	89-63
12.20.09	Memorial Gym	Win	84-47
12.19.08	Memorial Gym	Win	98-82
12.03.94	Memorial Gym	Win	84-40

PROJECTED STARTERS

1

MIKAYLA BLAKES

G • 5-8 • So.
Somerset, N.J.
Rutgers Prep HS

Points • 23.4
FG% • 44.3
3P FG% • 33.3
Boards • 4.4
Assists • 3.2
Steals • 3.8

3

AUBREY GALVAN

G • 5-6 • Fr.
Deerfield, Ill.
Wilmette Loyola Academy

Points • 8.6
FG% • 34.7
3P FG% • 37.5
Boards • 5.0
Assists • 6.8
Ast/TO • 2.6

13

JUSTINE PISSOTT

G/F • 6-4 • Sr.
Toms River, N.J.
Tennessee

Points • 8.0
FG% • 35.0
3P FG% • 34.4
3P FG PG • 2.2
Boards • 4.8
Assists • 3.0

15

NDJAKALENGA
MWENENTANDA

G/F • 6-2 • Gr.
Sioux Falls, S.D.
Texas

Points • 8.8
FG% • 53.1
3P FG% • 54.5
Boards • 3.2
Assists • 1.4
Steals • 1.2

35

SACHA WASHINGTON

F • 6-2 • Gr.
Lawrenceville, Ga.
Collins Hill HS

Points • 10.4
FG% • 53.5
FT% • 66.7
Boards • 7.2
Off. Boards • 3.8
Steals • 2.2



PRONUNCIATION

JADA BROWN

Jay-Duh

AALYAH DEL ROSARIO

Ah-Lee-Uh • Dell Row-zar-E-O

AGA MAKURAT

Ah-gah • Mock-eww-Rah

AIYANA MITCHELL

Eye-on-Uh

NDJAKALENGA MWENENTANDA

Jack-Uh-LAN-Guh • MWEN-N-Tawn-duh

JUSTINE PISSOTT

Jus-Teen • PUH-sot

SACHA WASHINGTON

Sah-SHUH

MONIQUE WILLIAMS

Mo-NEEK

ROSTER BREAKDOWN

CLASS

GRADUATE (2): Ndjakalenga Mwenentanda, Sacha Washington

SENIOR (2): Jada Brown, Justine Pissott

JUNIOR (4): Aalyah Del Rosario, Madison Greene, Aga Makurat, Aiyana Mitchell

SOPHOMORE (2): Mikayla Blakes, Trinity Wilson

FRESHMAN (3): Ava Black, Aubrey Galvan, Monique Williams

POSITION

CENTER (1): Aalyah Del Rosario

FORWARD (5): Aiyana Mitchell, Justine Pissott, Sacha Washington, Monique Williams, Trinity Wilson

GUARD (8): Ava Black, Mikayla Blakes, Jada Brown, Aubrey Galvan, Madison Greene, Aga Makurat, Ndjakalenga Mwenentanda, Justine Pissott

HOME STATE/COUNTRY

NEW JERSEY (2): MIKAYLA BLAKES, JUSTINE PISSOTT

ARKANSAS (1): JADA BROWN

AUSTRALIA (1): MONIQUE WILLIAMS

COLORADO (1): AIYANA MITCHELL

DOMINICAN REPUBLIC (1): AALYAH DEL ROSARIO

GEORGIA (1): SACHA WASHINGTON

ILLINOIS (1): AUBREY GALVAN

MINNESOTA (1): TRINITY WILSON

NEW HAMPSHIRE (1): AVA BLACK

OHIO (1): MADISON GREENE

POLAND (1): AGA MAKURAT

SOUTH DAKOTA (1): NDJAKALENGA MWENENTANDA



FRONT ROW (L-R) JUSTINE PISSOTT, MIKAYLA BLAKES, SACHA WASHINGTON, JADA BROWN, AUBREY GALVAN, AGA MAKURAT
BACK ROW (L-R) AVA BLACK, NDJAKALENGA MWENENTANDA, MONIQUE WILLIAMS, AALYAH DEL ROSARIO, AIYANA MITCHELL, TRINITY WILSON, MADISON GREENE

2025-26 ROSTER

No.	Name	POS	HT	YR	EXP	Hometown (Previous School)
1	Mikayla Blakes	G	5-8	So.	1V	Somerset, N.J. (Rutgers Prep)
2	Jada Brown	G	5-8	Sr.	3V	Bentonville, Ark. (Bentonville HS)
3	Aubrey Galvan	G	5-6	Fr.	HS	Deerfield, Ill. (Wilmette Loyola Academy)
4	Madison Greene	G	5-6	Jr.	2V	Columbus, Ohio (Pickering Central HS)
8	Ava Black	G	5-11	Fr.	HS	Auburn, N.H. (Tabor Academy (Mass.))
11	Monique Williams	F	6-3	Fr.	HS	Perth, Australia (Willeton Senior HS)
13	Justine Pissott	G/F	6-4	Sr.	2V	Toms River, N.J. (Tennessee)
14	Aiyana Mitchell	F	6-4	Jr.	2V	Colorado Springs, Colo. (Fountain-Fort Carson HS)
15	Ndjakalenga Mwenentanda	G	6-2	Gr.	TR	Sioux Falls, S.D. (Texas)
24	Aga Makurat	G	6-3	Jr.	2V	Sierakowice, Poland (Sopocka Akademia Tenisowa)
30	Trinity Wilson	F	6-3	So.	1V	Lakeville, Minn. (Lakeville North HS)
32	Aalyah Del Rosario	C	6-6	Jr.	TR	Santo Domingo, D.R. (LSU)
35	Sacha Washington	F	6-2	Gr.	3V	Lawrenceville, Ga. (Collins Hill HS)

COACHING STAFF

HEAD COACH: Shea Ralph • 5th Season • UConn '01

ASSOCIATE HEAD COACH: Tom Garrick • 5th Season • Rhode Island '88

ASSISTANT COACH/RECRUITING COORDINATOR: Ashley Earley • 5th Season • Vanderbilt '05

ASSISTANT COACH/RECRUITING COORDINATOR: Kevin DeMille • 5th Season • UConn '13

ASSISTANT COACH/AST. DIRECTOR OF OPERATIONS: Eric Mundinger • 4th Season • Memphis '20

ASSISTANT COACH: Kaili McLaren • 1st Season • UConn '10

SEC STANDINGS (AS OF NOV. 21)

Team	Record	SEC	Streak
5/5 LSU	6-0	0-0	W-6
20/18 Kentucky	6-0	0-0	W-6
Auburn	6-0	0-0	W-6
Georgia	6-0	0-0	W-6
2/2 South Carolina	5-0	0-0	W-5
4/4 Texas	5-0	0-0	W-5
17/17 Vanderbilt	5-0	0-0	W-5
Alabama (--/RV)	5-0	0-0	W-5
13/14 Ole Miss	4-0	0-0	W-4
Texas A&M	3-0	0-0	W-3
8/7 Oklahoma	5-1	0-0	W-4
Arkansas	5-1	0-0	W-1
Florida	5-1	0-0	W-1
15/13 Tennessee	4-1	0-0	W-4
Mississippi State	4-1	0-0	L-1
Missouri	4-2	0-0	L-1

POLLS

Associated Press Top 25 Week 3

- | | |
|-------------------------|-----------------------|
| 1) UConn (28) | 14) North Carolina |
| 2) South Carolina* (3) | 15) Tennessee* |
| 3) UCLA (1) | 16) NC State |
| 4) Texas* | 17) VANDERBILT |
| 5) LSU* | 18) Oklahoma State |
| 6) Michigan* | 19) Iowa |
| 7) Baylor | 20) Kentucky* |
| 8) Oklahoma* | 21) Louisville |
| 9) Maryland | 22) Michigan State |
| 10) TCU | 23) West Virginia |
| 11) Southern California | 24) Notre Dame |
| 12) Iowa State | 25) Washington |
| 13) Ole Miss* | *Vanderbilt Opponent |

Received Votes: Duke, Minnesota, Ohio State, Stanford, South Dakota St., Nebraska, Richmond, Princeton, Fairfield

WBCA/USA Today Coaches Top 25 Week 3

- | | |
|------------------------|-----------------------|
| 1) UConn (28) | 14) Ole Miss* |
| 2) South Carolina* (3) | 15) Iowa State |
| 3) UCLA | 16) NC State |
| 4) Texas* | 17) VANDERBILT |
| 5) LSU* | 18) Kentucky* |
| 6) Maryland | 19) Louisville |
| 7) Oklahoma* | 20) Iowa |
| 8) TCU | 21) Oklahoma State |
| 9) Michigan* | 22) West Virginia |
| 10) Baylor | 23) Notre Dame |
| 11) Southern Cal | 24) Duke |
| 12) North Carolina | 25) Michigan State |
| 13) Tennessee* | *Vanderbilt Opponent |

Received Votes: Washington, Minnesota, South Dakota State, Ohio State, Alabama*, Nebraska, Richmond



**WOMEN'S
BASKETBALL**





TV/RADIO ROSTER



1 MIKAYLA BLAKES

G // 5-8 // So.
Somerset, N.J.
Rutgers Prep HS



2 JADA BROWN

G // 5-8 // Sr.
Bentonville, Ark.
Bentonville HS



3 AUBREY GALVAN

G // 5-6 // Fr.
Deerfield, Ill.
Wilmette Loyola Academy



4 MADISON GREENE

G // 5-6 // Jr.
Columbus, Ohio
Pickerington Central HS



8 AVA BLACK

F // 5-11 // Fr.
Auburn, N.H.
Tabor Academy (Mass.)



11 MONIQUE WILLIAMS

F // 6-3 // Fr.
Perth, Australia
Wilton Senior HS



13 JUSTINE PISSOTT

G/F // 6-4 // Sr.
Toms River, N.J.
Tennessee
Red Bank Catholic HS



14 AIYANA MITCHELL

F // 6-4 // Jr.
Colorado Springs, Colo.
Fountain-Fort Carson HS



15 NDJAKALENGA MWENENTANDA

G // 6-2 // Gr.
Sioux Falls, S.D.
Texas
Washington HS



24 AGA MAKURAT

G // 6-2 // Jr.
Sierakowice, Poland
Sopocka Akademia
Tenisowa



30 TRINITY WILSON

F // 6-3 // So.
Lakeville, Minn.
Lakeville North HS



32 AALYAH DEL ROSARIO

C // 6-6 // Jr.
Santo Domingo, D.R.
LSU
The Webb School (Tenn.)



35 SACHA WASHINGTON

F // 6-2 // Gr.
Lawrenceville, Ga.
Collins Hill HS

COACHING STAFF




SHEA RALPH

Head Coach
5th Season




TOM GARRICK

Associate
Head Coach
5th Season




ASHLEY EARLEY

Assistant Coach
5th Season



KEVIN DeMILLE

Assistant Coach
5th Season



ERIC MUNDINGER

Assistant Coach
4th Season



KAILI McLAREN

Assistant Coach
1st Season





VANDERBILT WBB QUICK FACTS

HOME ARENA: MEMORIAL GYMNASIUM (14,316)
2024-25 RECORD: 22-11 (.667)
2024-25 SEC RECORD: 8-8 (.500)
POSTSEASON: 0-1 (NCAA FIRST ROUND)
LETTERWINNERS RETURNING/LOST: 8/5
STARTERS RETURNING/LOST: 1/4
NEWCOMERS: 5

THE UNIVERSITY

LOCATION: NASHVILLE, TENN.
AFFILIATION: NCAA DIVISION I
CONFERENCE: SOUTHEASTERN (SEC)
MASCOT: COMMODORES
COLORS: BLACK & GOLD
CHANCELLOR: DANIEL DIERMEIER
DIRECTOR OF ATHLETICS: CANDICE STOREY LEE
FACULTY ATHLETICS REP: TRACE WILGUS

VANDERBILT WBB STAFF

HEAD COACH: SHEA RALPH • 5TH SEASON
ASSOCIATE HEAD COACH: TOM GARRICK • 5TH SEASON
ASSISTANT COACH/RECRUITING COORD.: ASHLEY EARLEY • 5TH SEASON
ASSISTANT COACH/RECRUITING COORD.: KEVIN DEMILLE • 5TH SEASON
AST. COACH/AST. DIR. OF OPS: ERIC MUNDINGER • 4TH SEASON
ASSISTANT COACH: KAILI MCLAREN • 1ST SEASON
CHIEF OF STAFF/EXECUTIVE DIR. OF OPS: CHRIS BRANN • 5TH SEASON
DIR. OF INTERNAL OPS/ON-CAMPUS RECRUITING COORD.: KOKO NELSON • 5TH SEASON
DIRECTOR OF STRENGTH & CONDITIONING: JENA READY • 2ND SEASON
SENIOR ASSO. ATHLETIC TRAINER: ALLISON SHEPHERD • 5TH SEASON
DIRECTOR OF CREATIVE CONTENT: LEAH DUSTERHOFT • 5TH SEASON
DIR. OF SPECIAL PROJECTS & ATHLETIC CULTURE: WONNE HAWKINS • 2ND SEASON
DIRECTOR OF PLAYER DEVELOPMENT: JORDYN OLIVER • 1ST SEASON
VIDEO COORDINATOR: JT OREM • 2ND SEASON
DIRECTOR OF STUDENT SERVICES: BRITNI LAGEORGE • 9TH SEASON
SPORTS INFORMATION DIRECTOR: CHRIS CASKEY • 3RD SEASON

PROGRAM HISTORY

ALL-TIME RECORD: 913-555 (.621)
ALL-TIME SEC RECORD: 273-281 (.493)
ALL-TIME SEC TOURNAMENT RECORD: 50-39 (.562)
SEC TOURNAMENT TITLES: 6 ('93, '95, '02, '04, '07, '09)
NCAA TOURNAMENT APPEARANCES: 29
NCAA TOURNAMENT RECORD: 40-29 (.560)
LAST NCAA TOURNAMENT APPEARANCE: 2025
LAST POSTSEASON APPEARANCE: 2025 (NCAA)
RECORD UNDER SHEA RALPH: 78-59 (.569)
SEC RECORD UNDER SHEA RALPH: 24-40 (.375)
SEC TOURNAMENT RECORD UNDER SHEA RALPH: 1-3 (.562)
NCAA TOURNAMENT RECORD UNDER SHEA RALPH: 1-2 (.333)
POSTSEASON RECORD UNDER SHEA RALPH: 3-3 (2 NCAA, 1 WNIT)

SOCIAL MEDIA

FACEBOOK: /VANDYWBB
INSTAGRAM: @VANDYWBB
TIKTOK: @VANDYWBB
X/TWITTER: @VANDYWBB
WEBSITE: VUCOMMODORES.com

DORE NOTES

GAME COVERAGE

Sunday's contest streams live at noon CT on SEC Network+, with Andrew Allegretta and Drew Madux on the call. Fans can listen to Jake Lyman locally on 94.9 The Fan and the Vanderbilt Commodores app outside of Nashville.

MASTERING THE MUSIC CITY

Vanderbilt takes on a Music City foe for the 53rd time in program history when it hosts Tennessee State on Sunday. The Commodores are 45-7 all-time against Nashville's NCAA Division I schools, and 38-1 since the NCAA began sponsoring women's basketball in the 1981-82 season.

IN-STATE, NONCONFERENCE DOMINATION

The Commodores will take on a nonconference foe from the Volunteer State for the 15th time under head coach Shea Ralph. Vandy is 9-4 against non-SEC teams from Tennessee under Ralph. The Dorees are 126-46 all-time against schools from the Volunteer State outside of the SEC and 110-23 in the NCAA era.

NATIONAL RANKINGS

Vanderbilt came in at No. 17 in both the Associated Press top 25 and in the USA Today/WBCA coaches poll this week. Vandy's No. 17 ranking in the AP poll marks the program's highest placement in the AP top 25 since Week 15 of the 2013-14 campaign, when the Dorees were ranked No. 16.

BLAKES' SCORING STREAK

Sophomore Mikayla Blakes is riding a 24-game double-digit scoring streak that dates back to last season, coming into Sunday's contest against Tennessee State. The guard has scored 20-plus points 16 times during the streak, which includes a 28-point performance at Western Kentucky this past Wednesday. Blakes has registered 10 or more points in 37 of the 38 career games she has played at Vanderbilt.

BALANCED SCORING

Vanderbilt has had three or more players score double-digit points in four of its five contests to open the 2025-26 season. Recently, the Commodores had five players score double figures in Friday's home victory vs. Tennessee State.

Dorees Bringing the Height

Vanderbilt has eight players who are 6-2 or taller on its 2025-25 season, with the tallest player being 6-6 center Aalyah Del Rosario. The 2025-26 Commodores hold an average height of 6-1, a growth spurt of four inches compared to their team average height of 5-10 from a season ago.

HIGH-VOLUME SCORER

Sophomore Mikayla Blakes enters the weekend ranked No. 10 nationally in scoring at 23.4 points per game. The guard is one of 34 NCAA Division I players to have a 30-point game this season, while she has had four games with 20-plus points in 2025-26.

MITCH'S BREAKOUT

Junior Aiyana Mitchell has enjoyed a breakout over the first five games of the 2025-26 season, as the 6-4 forward is averaging a career-best 9.2 points and 7.2 per game off the bench. Mitchell opened the season with three-straight double-digit scoring performances.

She has registered double-figure points in all but one game this season, which includes a 10-point effort her last time out vs. Alabama State on Friday.





DORE NOTES

AUBREY THE BALLER

Freshman Aubrey Galvan has made an immediate impact on Vanderbilt. The 5-6 point guard is the first NCAA Division I women's basketball player since at least 1999-00 to register 7-plus assists and 7-plus rebounds in back-to-back games to begin her career.

Galvan dished out a career-high eight assists in three separate games this season, which includes an 8-assist effort her last time out against Alabama State on Friday. Galvan is currently 10th in the nation in assists per game at 6.8, an average that also ranks third-best in the SEC.

SACHA MOVING UP THE VANDY SCORING LIST

Graduate Sacha Washington heads into Friday's game ranked 33rd on Vanderbilt's all-time scoring list with 1,060 career points.

She needs 33 points to pass Dee Davis (1,092 pts; 2004-07) for 32nd place and four points to pass Chelsie Hall (1,039 pts; 2018-21) for 36th.

HAPPY TO BE HOME

Vanderbilt opened the 2025-26 season with a long excursion, as the Commodores endured a 10-day stretch from Oct. 26 to Nov. 4 where they traveled roughly 9,458 miles.

The Commodores open the season playing in a pair of premier women's basketball events. Vandy defeated Memphis, 104-68, in an exhibition game at the FedExForum for the 2025 Hoops for St. Jude® Tip Off Classic. After making the 424-mile round-trip to Memphis, the Does traveled roughly 9,000 miles round-trip to Paris, France for Oui-Play Paris 2025. The Does spent Oct. 29-Nov. 4 in the City of Light, and knocked off California, 74-65, on Nov. 3.

WASHINGTON'S DOUBLE-DOUBLE IN CLARKSVILLE

Graduate Sacha Washington recorded a double-double in the win at Austin Peay, as the 6-2 forward scored 10 points and pulled down 10 rebounds. It is Washington's 23rd career double-double at Vanderbilt, while it is her first since March 20, 2024, after she missed last season due to a medical condition.

GAME-BY-GAME STARTERS

Team	G	G	G	F	F	Result
vs. California	Galvan	Blakes	Mwenentanda	Pissott	Washington	W, 74-65
Furman	Galvan	Blakes	Mwenentanda	Pissott	Washington	W, 96-48
at Austin Peay	Galvan	Blakes	Mwenentanda	Pissott	Washington	W, 75-65
at Western Ky.	Galvan	Blakes	Mwenentanda	Pissott	Washington	W, 87-49
Alabama State	Galvan	Blakes	Mwenentanda	Pissott	Washington	W, 92-38

LINEUP RECORDS

Galvan/Blakes/Mwenentanda/Pissott/Washington 5-0

STAT SUPERLATIVES

MOST GAMES PLAYED

108 • NDJAKALENGA MWENENTANDA*

MOST GAMES PLAYED AT VANDERBILT

104 • SACHA WASHINGTON

MOST GAMES STARTED

77 • SACHA WASHINGTON

MOST GAMES STARTED AT VANDERBILT

77 • SACHA WASHINGTON

MOST CONSECUTIVE GAMES PLAYED

39 • AIYANA MITCHELL

MOST CONSECUTIVE GAMES STARTED

10 • MIKAYLA BLAKES

GAMES W/ DOUBLE-DIGIT POINTS

	2025-26 CAREER	
MIKAYLA BLAKES	5	37
SACHA WASHINGTON	4	53
AIYANA MITCHELL	4	6
NDJAKALENGA MWENENTANDA*	2	20
JUSTINE PISSOTT*	2	11
AUBREY GALVAN	2	2
AGA MAKURAT	1	5
JADA BROWN	1	3
AVA BLACK	1	1
MADISON GREENE	--	13
AALYAH DEL ROSARIO*	--	4

20-PLUS POINT GAMES 2025-26 CAREER

MIKAYLA BLAKES	3	24
AGA MAKURAT	1	1
SACHA WASHINGTON	--	6
MADISON GREENE	--	1
AALYAH DEL ROSARIO*	--	1

20-PLUS POINT GAMES 2025-26 CAREER

MIKAYLA BLAKES	1	6
SACHA WASHINGTON	--	1

40-PLUS POINT GAMES 2025-26 CAREER

MIKAYLA BLAKES	--	2
----------------	----	---

50-PLUS POINT GAMES 2025-26 CAREER

MIKAYLA BLAKES	--	2
----------------	----	---

GAMES W/ DOUBLE-DIGIT REBOUNDS

	2025-26 CAREER	
SACHA WASHINGTON	1	28
MIKAYLA BLAKES	1	1
AIYANA MITCHELL	1	1
AALYAH DEL ROSARIO*	--	2
NDJAKALENGA MWENENTANDA*	--	1

DOUBLE-DOUBLES 2025-26 CAREER

SACHA WASHINGTON	1	23
MIKAYLA BLAKES	1	1
AIYANA MITCHELL	1	1
AALYAH DEL ROSARIO*	--	1
NDJAKALENGA MWENENTANDA*	--	1

CURRENT DOUBLE-DIGIT SCORING STREAK

24 • MIKAYLA BLAKES

CONSECUTIVE GAMES W/ MADE 3-POINTER

12 • MIKAYLA BLAKES

CONSECUTIVE GAMES W/ AN ASSIST

22 • MIKAYLA BLAKES

CONSECUTIVE GAMES W/ A STEAL

4 • MIKAYLA BLAKES

CONSECUTIVE GAMES W/ A BLOCK

2 • DEL ROSARIO/MWENENTANDA

* PLAYED AT ANOTHER SCHOOL





PLAYER QUICK NOTES

**1 • MIKAYLA BLAKES**

G • 5-8 • So. • Somerset, N.J. (Rutgers Prep HS)
Medicine, Health & Society

	GP-GS	MIN/G	FG%	3FG%	FT%	R/G	A/G	STL	BLK	PTS/G
'25-26	4-4	33.1	.429	.344	.655	4.5	2.8	3.8	0.1	24.0
CAREER	37-36	32.3	.453	.343	.858	3.5	3.1	2.5	0.3	23.4

- Ranks 10th in NCAA in scoring at 23.4 ppg
- Riding a 24-game double-digit scoring streak
- NCAA Freshman Single-Game Scoring Record Holder w/ 55 pts at Auburn on 2/16/25
- SEC & Vanderbilt Single-Game Scoring Record Holder (55 pts, at Auburn, 2/16/25)
- Six-time All-American & USBWA National FOTY ('25)
- Scored double figures in 35 of her 36 career gms

TOP GAMES

'25-26 SEASON	CAREER
PTS 30 • at Western Ky. (11/19/25)	PTS 55 • at Auburn (02/16/25)
REB 10 • at Western Ky. (11/19/25)	REB 10 • at Western Ky. (11/19/25)
AST 5 • Alabama State (11/21/25)	AST 8 • Hampton (11/20/24)

**2 • JADA BROWN**

G • 5-8 • Sr. • Bentonville, Ark. (Bentonville HS)
Human & Organizational Development • (Jay-Duh)

	GP-GS	MIN/G	FG%	3FG%	FT%	R/G	A/G	STL	BLK	PTS/G
'25-26	4-0	14.9	.353	.333	.000	0.3	1.8	1/3	0.3	3.8
CAREER	68-22	13.3	.299	.292	.792	0.9	0.6	0.4	0.0	2.6

- Kay Yow Servant Leadership Recipient
- Scored season-high 10 points vs. Furman (11/10/25)
- Made 22 career starts, all in '25-23
- Two-time SEC Winter Academic Honor Roll
- TikTok account generated 5.7 millions likes & 109,000 followers

TOP GAMES

'25-26 SEASON	CAREER
PTS 10 • Furman (11/10/25)	PTS 12 • vs. NC State (11/24/22)
REB 2 • Alabama State (11/21/25)	REB 4 (4x) • Last: Radford (12/31/22)
AST 4 • Alabama State (11/21/25)	AST 5 • Tarleton State (11/15/22)

**3 • AUBREY GALVAN**

G • 5-6 • Fr. • Deerfield, Ill. (Wilmette Loyola Academy)
Undeclared

	GP-GS	MIN/G	FG%	3FG%	FT%	R/G	A/G	STL	BLK	PTS/G
'25-26	4-4	34.7	.375	.375	1.000	5.5	5.5	2.0	0.0	9.8
CAREER	4-4	34.7	.375	.375	1.000	5.5	5.5	2.0	0.0	9.8

- Her 36.8 minutes per game leads the SEC & ranks eighth in NCAA
- Ranks 24th in NCAA in assist per game at 6.0
- First NCAA player to begin her career with 7-plus assists & 7-plus rebounds since at least 1999-00
- Works out with WNBA star Jewell Lloyd in the offseason

TOP GAMES

'25-26 SEASON	CAREER
PTS 18 • at APSU (11/12/25)	PTS 18 • at APSU (11/12/25)
REB 9 • vs. California (11/3/25)	REB 9 • vs. California (11/3/25)
AST 8 • 3x, Last: Ala. St. (11/21/25)	AST 8 • 3x, Last: Ala. St. (11/21/25)

**4 • MADISON GREENE**

G • 5-6 • Jr. • Columbus, Ohio (Pickerington Central HS)
Medicine, Health & Society

	GP-GS	MIN/G	FG%	3FG%	FT%	R/G	A/G	STL	BLK	PTS/G
'25-26	--	--	--	--	--	--	--	--	--	--
CAREER	44-4	20.2	.42.9	.35.4	.81.4	2.0	1.3	1.3	0.0	6.8

- Will miss 2025-26 season due to injury
- Scored a career-high 25 pts at Dayton on 12/19/24
- Led the team in points off the bench at 7.3 ppg in '24-25
- First Dore since 2017-18 to score 25-plus pts off the bench
- Double-digit pts off the bench in 8 games in '24-25

TOP GAMES

'25-26 SEASON	CAREER
PTS -- -- --	PTS 25 • at Dayton (12/19/24)
REB -- -- --	REB 6 • Alabama A&M (12/29/24)
AST -- -- --	AST 6 • Samford (11/22/24)

**8 • AVA BLACK**

G • 5-11 • Fr. • Auburn, N.H. (Tabor Academy)
Undeclared

	GP-GS	MIN/G	FG%	3FG%	FT%	R/G	A/G	STL	BLK	PTS/G
'25-26	2-0	8.4	.400	.000	1.000	1.5	1.0	1.0	0.0	2.5
CAREER	2-0	8.4	.400	.000	1.000	1.5	1.0	1.0	0.0	2.5

- Made her Vandy debut vs. Furman (11/10) and scored 3 pts and had 1 reb
- Ranked as one of New England's Top Prospects
- Two-time All-State selection
- First player from N.H. in program history
- Attended '23 USA WBB U16 National Trials

TOP GAMES

'25-26 SEASON	CAREER
PTS 11 • Alabama State (11/21/25)	PTS 11 • Alabama State (11/21/25)
REB 6 • Alabama State (11/21/25)	REB 6 • Alabama State (11/21/25)
AST 2 • at Western Ky. (11/21/25)	AST 2 • at Western Ky. (11/21/25)

**11 • MONIQUE WILLIAMS**


F • 6-3 • Fr. • Perth, Australia (Willeton Senior HS)
Undeclared • (Moh-NEEK)

	GP-GS	MIN/G	FG%	3FG%	FT%	R/G	A/G	STL	BLK	PTS/G
'25-26	2-0	2.8	.000	.000	.000	0.5	0.0	0.0	0.0	0.0
CAREER	2-0	2.8	.000	.000	.000	0.5	0.0	0.0	0.0	0.0

- Enrolled after the 2024 Fall semester and begins her in '25-26 with four years of eligibility
- Helped Australia win Silver at the FIBA U20 Women's World Cup & Gold at the FIBA U18 Women's Asia Cup
- Played in eight games in the Basketball Australia Centre of Excellence (CoE)
- Second player from Australia in program history

TOP GAMES

'25-26 SEASON	CAREER
PTS -- -- --	PTS -- -- --
REB 2 • Alabama State (11/21/25)	REB 2 • Alabama State (11/21/25)
AST -- -- --	AST -- -- --

**13 • JUSTINE PISSOTT**

G/F • 6-4 • Sr. • Toms River, N.J. (Tennessee)
Human & Organizational Development • (Pih-SOT)

	GP-GS	MIN/G	FG%	3FG%	FT%	R/G	A/G	STL	BLK	PTS/G
'25-26	4-4	28.7	.406	.385	.500	4.8	3.0	0.3	1.3	9.3
CAREER	87-32	14.1	.369	.355	.719	1.8	0.7	0.2	0.3	4.6

- Appeared in 59 games and made 31 starts at Vanderbilt
- Played in six NCAA Tournament games
- Holds a 37.1% 3-point field goal % at Vandy
- Played her freshman season at Tennessee & is the first-known Vandy player to transfer from UT

TOP GAMES

'25-26 SEASON	CAREER
PTS 13 • Furman (11/10/25)	PTS 17 • Dayton (12/20/23)
REB 7 • vs. California (11/3/25)	REB 7 • 2x, Last: vs. Cal (11/3/25)
AST 6 • Furman (11/10/25)	AST 6 • Furman (11/10/25)

**14 • AIYANA MITCHELL**

F • 6-4 • Jr. • Colorado Springs, Colo. (Fountain-Carson HS)
Medicine, Health & Society • (EYE-On-Uh)

	GP-GS	MIN/G	FG%	3FG%	FT%	R/G	A/G	STL	BLK	PTS/G
'25-26	4-0	17.8	.778	.000	.533	7.3	1.3	1.5	1.0	9.0
CAREER	52-1	9.7	.579	.000	.590	2.5	0.4	0.4	0.6	3.2

- Leads the team in rebounding at 8.3 rpg
- Ranks 9th in NCAA in Off. Reb. at 5.3 orpg
- Scored double-digits in three-straight games off the bench to begin 2025-26
- Holds a career field goal percentage of 57.9%
- One of five players to play in all 33 games in '24-25

TOP GAMES

'25-26 SEASON	CAREER
PTS 12 • 2x, Last: Furman (11/10/25)	PTS 12 • vs. California (11/3/25)
REB 10 • vs. California (11/3/25)	REB 10 • vs. California (11/3/25)
AST 3 • vs. California (11/3/25)	AST 3 • vs. California (11/3/25)

**15 • NDJAKALENGA MWENENTANDA**

G • 6-2 • Sr. • Sioux Falls, S.D. (Texas)
Undeclared • (JACK-UH-LEN-GUH MWEN-EN-TAWN-DUH)

	GP-GS	MIN/G	FG%	3FG%	FT%	R/G	A/G	STL	BLK	PTS/G
'25-26	4-4	20.6	.577	.556	.571	4.3	1.5	1.0	0.8	9.8
CAREER	107-22	13.6	.428	.222	.700	2.4	0.8	0.5	0.3	4.8

- Transferred to Vandy after three seasons at Texas
- Ndjakalenga mean "A gift of luck" from her mom's Luba tribe in Congo
- Won 3 Big 12 titles (2 tour., 1 reg.) and 1 SEC reg. season title at Texas
- Played in 106 games with 20 starts in college
- Appeared in 10 NCAA games, include 2 Elite 8s

TOP GAMES

'25-26 SEASON	CAREER
PTS 16 • Furman (11/10/25)	PTS 19 • Illinois (03/24/25)
REB 5 • 2x, Last: at APSU (11/12/25)	REB 11 • at Miss. State (02/27/25)
AST 4 • Furman (11/10/25)	AST 4 • 5x, Last: Furman (11/10/25)

**24 • AGA MAKURAT**

G • 6-2 • Jr. • Sierakowice, Poland (Sopocka Akademia Tenisowa)
Human & Organizational Development • (AH-Gah MOCK-ew-RAH)

	GP-GS	MIN/G	FG%	3FG%	FT%	R/G	A/G	STL	BLK	PTS/G
'25-26	4-0	13.4	.364	.200	.000	2.5	0.5	0.3	0.3	2.3
CAREER	51-3	13.1	.337	.307	.800	1.7	0.6	0.3	0.4	3.6

- Appeared in 50 games and made three starts at Vanderbilt
- First player from Poland in program history
- A member of the Polish National Team

TOP GAMES

'25-26 SEASON	CAREER
PTS 21 • Alabama State (11/21/25)	PTS 21 • Alabama State (11/21/25)
REB 5 • Furman (11/10/25)	REB 7 • at South Carolina (1/28/24)
AST 1 • 2x, Last: at APSU (11/12/25)	AST 3 (3x) • Last: App State (12/1/24)



PLAYER QUICK NOTES



30 • TRINITY WILSON
F • 6-3 • So. • Lakeville, Minn. (Lakeville North HS)
Human & Organizational Development

	GP-GS	MIN/G	FG%	3FG%	FT%	R/G	A/G	STL	BLK	PTS/G
25-26	2-0	2.9	.000	.000	.500	0.0	0.	0.5	0.0	0.5
CAREER	14-0	4.5	.381	.000	.400	1.2	0.6	0.1	0.2	1.4

- Played in 12 games, all off the bench, in her first year at Vanderbilt
- Pulled down 5 reb and scored 2 pts in her debut vs. Lipscomb (11/4/24)
- Fourth player from Minnesota in program history and first since 2016-17

TOP GAMES		CAREER	
PTS	1 • Furman (11/10/25)	PTS	6 • West Georgia (12/21/24)
REB	-- --	REB	5 (2x) • Last: APSU (11/8/24)
AST	-- --	AST	1 (5x) • Last: Ala. A&M (12/29/24)



32 • AALYAH DEL ROSARIO
C • 6-6 • Jr. • Santo Domingo, D.R. (LSU)
Undeclared

	GP-GS	MIN/G	FG%	3FG%	FT%	R/G	A/G	STL	BLK	PTS/G
25-26	4-0	6.3	1.000	.000	.500	1.8	0.8	0.5	0.8	3.0
CAREER	69-1	8.9	.515	.000	.545	2.8	0.2	20	41	3.5

- Transferred to Vanderbilt after two seasons at LSU
- Played in 65 games with one start with the Tigers
- Appeared in six NCAA Tournament games and has played in the Elite 8 in each of the last two seasons with the Tigers
- First player from Dominican Republic in program history

TOP GAMES		CAREER	
PTS	5 • 2x, Last: at WKU (11/19/25)	PTS	27 • McNeese St. (12/12/23)
REB	5 • Alabama State (11/21/25)	REB	10 (2x) • Last: Coppin St. (12/20/23)
AST	2 • Furman (11/10/25)	AST	2 • 2x, Last: Furman (11/10/25)



35 • SACHA WASHINGTON
F • 6-2 • Gr. • Lawrenceville, Ga. (Collins Hill HS)
Human & Organizational Development • (Sah-SHUH)

	GP-GS	MIN/G	FG%	3FG%	FT%	R/G	A/G	STL	BLK	PTS/G
25-26	4-4	24.0	.594	.000	.625	7.0	1.0	2.0	0.5	10.8
CAREER	103-76	24.9	.491	.000	.639	7.3	1.1	1.1	1.1	10.2

- Her 742 career rebounds are most among active SEC players
- Only active SEC player to amass over 1,000 pts, 700 reb, and 100 blk in their career
- Redshirted during the '24-25
- Appeared in 102 games and made 75 starts in three seasons at Vanderbilt
- Led the team with 8 double-doubles in '23-24

TOP GAMES		CAREER	
PTS	13 • at Western Ky. (11/19/25)	PTS	33 • vs. La. Tech (12/03/22)
REB	10 • at APSU (11/10/25)	REB	17 • Fairfield (11/12/23)
AST	2 • 2x, Last: at WKU (11/19/25)	AST	7 • Fairfield (11/12/23)



HC • SHEA RALPH
Fifth Season • UConn '01
7-Time NCAA National Champion • 2000 NCAA Tournament MOP

- 78-59 overall record through five seasons at Vanderbilt
- Led the Commodores to each of the last two NCAA Tournaments, marking the first time Vanderbilt has earned consecutive March Madness bids since going to 15-straight from 1999-2014
- First Vanderbilt women's coach to defeat Tennessee twice in the same season (2024-25)
- Guided Vanderbilt to its first NCAA Tournament bid since the 2014 NCAA Tournament in 2023-24 and posted the Dore's first NCAA Tournament victory since 2013
- Posted the largest win improvement from one season to next in school history during the 2023-24 season, as Vandy's 23 victories marked an 11-win improvement from 2022-23
- Guided Vandy to a school record six SEC road wins in '23-'24
- Six players have earned All-SEC honors under Ralph

RALPH COACHING CAREER AT VANDERBILT				
SEASON	OVERALL	SEC	SEC FINISH	POSTSEASON
2021-22	16-19	4-12	T-12th	WNIT, Sweet 16
2022-23	12-19	3-13	12th	--
2023-24	23-10	9-7	6th	NCAA, 1st Rd
2024-25	22-11	8-8	T-8th	NCAA, 1st Rd
2025-26	5-0	0-0	--	
TOTAL	78-59	24-40		2 NCAA, 1 WNIT

DORE NOTES

MITCH'S DOUBLE-DOUBLE OFF THE BENCH IN PARIS

Junior Aiyana Mitchell collected her first career double-double in the 2025-26 season-opening win over California. The 6-4 forward scored a personal-best 12 points pulled down 10 rebounds and had three assists, blocks and steals each in a career-high 25 minutes off the bench. Mitchell is the first Commodore to register a double-double in a reserve role since Leilani Kapinus had an 11-rebound, 10-point effort against Evansville on Dec. 14, 2024.

AUBREY'S STRONG DEBUT

Freshman Aubrey Galvan flirted with a triple-double in her Vanderbilt debut, as the 5-6 guard collected nine rebounds, seven points and seven assists against California in Paris.

Galvan's nine rebounds are the most by a Commodore freshman in their debut since Koi Love's 10-carom effort against Jacksonville State on Nov. 5, 2019.

Her seven assists are the most by a Vanderbilt freshman in their debut since Minta Spears had seven assists against Mississippi Valley State on Nov. 15, 2015.

AN ELITE SCORER RETURNS

Vanderbilt sophomore Mikayla Blakes returns the fourth-highest scoring average in all of NCAA Division I, as last year's USBWA Tamika Catchings National Freshman of the Year returns 23.3 points per game from a season ago. Blakes is also the top returning scorer among all returning SEC players this season.

WELCOME BACK SACHA

Vanderbilt graduate Sacha Washington played in her first official game for the Commodores in 957 days in Paris after she redshirted the 2024-25 campaign due to a medical condition. The 6-2 forward registered 10 points, eight rebounds and a team-high four steals in 27 minutes of action. It was her 50th career game with 10 points or more.



DORE NOTES

TV READY

Vanderbilt has 12 nationally televised games during the 2025-26. Vanderbilt plays on ESPN, ESPN2, or ESPNU a total of six times and will have five games on SEC Network in 2025-26. The Dore play once on FOX for the Coretta Scott King Classic on Jan. 19.

SEC PROJECTIONS

Expectations are high for the Commodores coming into the 2025-26 season, as the Commodores had their highest placement in the preseason SEC polls under Shea Ralph. Vanderbilt was selected to finish seventh in the preseason SEC media poll, while the league's coaches projected an eighth-place finish for the Dore. Vanderbilt has posted back-to-back non-losing campaigns in SEC play, winning a total of 17 conference games over the last two seasons.

Sophomore Mikayla Blakes earned preseason first-team All-SEC honors from both the coaches and media. The guard is the top returning scorer in the SEC this season, as she averaged 23.3 points per game as a freshman a season ago.

TRIO OF DORES HONORED

Vanderbilt had three players selected to a preseason watchlist for the Naismith Basketball Hall of Fame Starting 5 Awards. Graduate Sacha Washington was named to the Katrina McClain Power Forward of the Year Award, while sophomore Mikayla Blakes was selected to the Ann Meyers-Drysdale Shooting Guard of the Year Award and junior Aalyah Del Rosario earned a spot on the Lisa Leslie Center of the Year Award.

ONE OF THE SEC'S BEST RETURNS

Graduate Sacha Washington returns to action after missing the 2024-25 campaign with a medical issue. Now with a clean bill of health, the 6-2 forward looks to pick up where she left off in 2022-23. Washington is the only active SEC player to collect over 1,000 points, 700 rebounds, and 100 blocks in their career.

She became the 41st Commodore to score 1,000 career points during Vanderbilt's 2024 NCAA Tournament run. She comes into the year having amassed 1,008 points, 720 rebounds, 108 blocks, and 105 assists in 99 career games with 72 starts.

2025-26 ROSTER BREAKDOWN

Vanderbilt returns seven players from last season's squad and rounded out the roster with five newcomers. The Commodores also welcomed back the return of graduate Sacha Washington after she redshirted last season due to a medical condition.

Sophomore Mikayla Blakes is the lone returning starter from last year's 22-win team, while Washington has started in 72 career games at Vanderbilt and has averaged double-digit points in each of her three seasons at Vandy. Along with Blakes, the Commodores bring back Jada Brown, Madison Greene, Justine Pissott, Aiyana Mitchell, Aga Makurat and Trinity Wilson.

The Dore brought in a pair of NCAA Division I transfers and three high schoolers. Graduate Ndjakalenga Mwenentanda and junior Aalyah Del Rosario bring ample March Madness experience, playing in a combined 16 NCAA Tournament games. Mwenentanda, a 6-2 guard, comes to the Music City after a three-year tenure at Texas, where she started for the Longhorns in the Sweet 16, Elite 8 and Final Four. Del Rosario, a 6-6 center, transferred in from LSU, where she was an All-SEC freshman team selection in 2023-24.

Freshmen Ava Black, Aubrey Galvan and Monique Williams round out the roster. Williams enrolled at Vanderbilt for the 2025 Spring semester and practiced with the team. Black and Galvan come to the program with high profiles, with Black being ranked as one of New England's top prospects and Galvan being the MaxPreps Illinois Player of the Year.

SEC WEEKLY AWARDS

SEC PLAYER OF THE WEEK

Week 1: Liv McGill, Florida

Week 2: Joyce Edwards, South Carolina

SEC FRESHMAN OF THE WEEK

Week 1: Bonnie Deas, Arkansas

Week 2: Aaliyah Chavez, Oklahoma



**WOMEN'S
BASKETBALL**



2025-26 STATISTICAL RANKINGS

Statistic	RANKING (as of Nov. 21)		
	NCAA	SEC	VALUE
Assist/Turnover Ratio (359 ranked)	15	4	1.52
Assists Per Game (359 ranked)	18	3	19.8
Bench Points Per Game (359 ranked)	113	8	25.6
Blocks Per Game (359 ranked)	18	5	6.0
Field Goal Percentage (359 ranked)	74	10	45.3
Field Goal Percentage Defense (359 ranked)	50	9	34.5
Fouls Per Game (359 ranked)	115	10	16.8
Free Throw Attempts Per Game (359 ranked)	122	13	20.00
Free Throw Percentage (359 ranked)	258	14	65.0
Free Throws Made Per Game (359 ranked)	164	15	13.00
Rebound Margin (358 ranked)	38	9	11.4
Rebounds (Defensive) Per Game (359 ranked)	199	15	25.2
Rebounds (Offensive) Per Game (359 ranked)	6	2	19.2
Rebounds Per Game (359 ranked)	35	7	44.40
Scoring Defense (359 ranked)	38	8	53.0
Scoring Margin (359 ranked)	18	7	31.8
Scoring Offense (359 ranked)	27	7	84.8
Steals Per Game (359 ranked)	22	3	13.8
Three Point Attempts Per Game (359 ranked)	39	3	26.2
Three Point Percentage (359 ranked)	60	8	35.9
Three Point Percentage Defense (359 ranked)	165	9	28.4
Three Pointers Per Game (359 ranked)	17	2	9.4
Turnover Margin (359 ranked)	21	4	9.00
Turnovers Forced Per Game (359 ranked)	54	6	22.00
Turnovers Per Game (358 ranked)	35	5	13.0
Winning Percentage (340 ranked)	1	1	100.0

RANKING (as of Nov. 21)

INDIVIDUAL

	RANKING (as of Nov. 21)		
	NCAA	SEC	VALUE
Mikayla Blakes			
Field Goal Attempts	11	3	88
Field Goal Percentage	234	24	44.3
Field Goal Made	20	5	39
Free Throw Attempts	18	3	38
Free Throw Made	28	4	27
Points Scored	11	2	117
Points Per Game	10	2	23.4
Steals	19	5	19
Steals Per Game	17	5	3.80
Three Point Attempts	55	5	36
Three Point Percentage	213	24	33.3
Three Pointers Made	98	8	12
Three Pointers Per Game	108	6	2.40
Aubrey Galvan			
Assist/Turnover	69	9	2.62
Assists	12	2	34
Assists Per Game	10	3	6.8
Minutes Per Game	149	6	32.69
Aiyana Mitchell			
Blocks	130	16	6
Blocks Per Game	160	15	1.20
Rebounds Per Game	213	16	7.2
Justine Pissott			
Assist/Turnover	74	10	2.50
Blocks Per Game	207	20	1.00
Three Point Attempts	107	7	32
Three Point Percentage	207	11	34.4
Three Pointers Made	132	13	11
Three Pointers Per Game	145	1	2.20
Sacha Washington			
Blocks Per Game	207	20	1.00
Rebounds Per Game	213	16	7.2
Steals Per Game	209	13	2.20

2025-26 LEADERS & MISCELLANEOUS STATS

Leading Scorer • Season

Mikayla Blakes • 23.4 ppg

Leader in FG% • Season

Aiyana Mitchell • 81.0% (17-21)

Leader in FT% • Season

Mikayla Blakes • 71.1% (27-38)

Leader in 3P FG% • Season

Ndjakalenga Mwenentanda • 53.1% (6-11)

Leader in 3P FGM • Season

Mikayla Blakes • 12

Leading Rebounder • Season

Mitchell/Washington • 7.2 rpg

Leader in Assists • Season

Aubrey Galvan • 6.8 apg

Leader in Steals • Season

Mikayla Blakes • 3.8 spg

Leader in Blocks • Season

Aiyana Mitchell • 1.2 bpg

20-Pt Scoring Games

Mikayla Blakes • 3

30-Pt Scoring Games

Mikayla Blakes • 1

40-Pt Scoring Games

--

50-Pt Scoring Games

--

Ind. High Points • Game

30 • Mikayla Blakes
at Western Kentucky (11/19/25)

Ind. High Rebounds • Game

10 • Aiyana Mitchell
vs. California (11/03/25)10 • Sacha Washington
at Austin Peay (11/13/25)10 • Mikayla Blakes
at Western Kentucky (11/19/25)

Ind. High FTM • Game

8 • Mikayla Blakes
at Austin Peay (11/13/25)8 • Mikayla Blakes
at Western Kentucky (11/19/25)

Ind. High 3P FGM • Game

5 • Mikayla Blakes
at Western Kentucky (11/19/25)5 • Aga Makurat
at Western Kentucky (11/19/25)

Ind. High Assists • Game

8 • Aubrey Galvan (3x)
vs. Furman (11/10/25)
at Western Kentucky (11/19/25)
vs. Alabama State (11/21/25)

Ind. High Blocks • Game

3 • A. Mitchell/J. Pissott
vs. California (11/03/25)

Ind. High Steals • Game

6 • Mikayla Blakes
at Western Kentucky (11/19/25)Longest Scoring Run
19-0 • vs. California (11/03/25)Longest Opp. Scoring Run
12-0 • Austin Peay (11/12/25)Largest Margin of Victory
54 pts • 92-38 • Alabama St. (11/21/25)Largest Halftime Lead
28 pts • 50-22 • Alabama St. (11/19/25)Largest Halftime Deficit
2 pts • 31-33 • vs. California (11/03/25)Largest Halftime Deficit in a Win
2 pts • 31-33 • vs. California (11/03/25)Largest Halftime Lead in a Loss
--Largest Vandy Lead
58 pts • 87-29 • Alabama St. (11/21/25)Largest Vandy Deficit
9 pts • 24-33 • vs. California (11/03/25)Largest Vandy Lead in a Loss
--Largest Vandy Deficit in a Win
9 pts • 24-33 • vs. California (11/03/25)Largest 1st Half Deficit in a Win
9 pts • 24-33 • vs. California (11/03/25)Largest 2nd Half Deficit in a Win
2 pts • 35-37 • vs. California (11/03/25)

2025-26 SCORING HIGH-LOW QUARTERS

Most 1st Quarter Points Scored

24 • Alabama State • 11/21/25

Most 1st Quarter Points Scored (SEC Games)

--

Fewest 1st Quarter Points Scored

18 • vs. California • 11/03/25

Fewest 1st Quarter Points Scored (SEC Games)

--

Most 2nd Quarter Points Scored

26 • Alabama State • 11/21/25

Most 2nd Quarter Points Scored (SEC Games)

--

Fewest 2nd Quarter Points Scored

13 • 2x, Last: Alabama State • 11/21/25

Fewest 2nd Quarter Points Scored (SEC Games)

--

Most 3rd Quarter Points Scored

28 • Furman • 11/10/25

Most 3rd Quarter Points Scored (SEC Games)

--

Fewest 3rd Quarter Points Scored

24 • Last: 2x, Last: at Western Kentucky • 11/19/25

Fewest 3rd Quarter Points Scored (SEC Games)

--

Most 4th Quarter Points Scored

25 • Furman • 11/10/25

Most 4th Quarter Points Scored (SEC Games)

--

Fewest 4th Quarter Points Scored

12 • at Austin Peay • 11/12/25

Fewest 4th Quarter Points Scored (SEC Games)

--

Most 1st Quarter Points Allowed

19 • Austin Peay • 11/12/25

Most 1st Quarter Points Allowed (SEC Games)

--

Fewest 1st Quarter Points Allowed

9 • Alabama State • 11/21/25

Fewest 1st Quarter Points Allowed (SEC Games)

--

Most 2nd Quarter Points Allowed

15 • vs. California • 11/03/25

Most 2nd Quarter Points Allowed (SEC Games)

--

Fewest 2nd Quarter Points Allowed

9 • Furman • 11/10/25

Fewest 2nd Quarter Points Allowed (SEC Games)

--

Most 3rd Quarter Points Allowed

18 • Austin Peay • 11/12/25

Most 3rd Quarter Points Allowed (SEC Games)

--

Fewest 3rd Quarter Points Allowed

6 • Alabama State • 11/21/25

Fewest 3rd Quarter Points Allowed (SEC Games)

--

Most 4th Quarter Points Allowed

23 • vs. California • 11/03/25

Most 4th Quarter Points Allowed (SEC Games)

--

Fewest 4th Quarter Points Allowed

10 • 2x, Last: Alabama State • 11/21/25

Fewest 4th Quarter Points Allowed (SEC Games)

--





2025-26 OVERALL STATS

Game Records

Record	Overall	Home	Away	Neutral
ALL GAMES	5-0	2-0	2-0	1-0
CONFERENCE	0-0	0-0	0-0	0-0
NON-CONFERENCE	5-0	2-0	2-0	1-0

Score by Periods

Team	1st	2nd	3rd	4th	OT	TOT
Vanderbilt	107	101	128	88	0	424
Opponents	70	64	58	73	0	265

Team Box Score

No.	Player				Total		3-Point		F-Throw		Rebounds											
		GP-GS	MIN	AVG	FG-FGA	FG%	3FG-3FGA	3FG%	FT-FTA	FT%	OFF	DEF	TOT	AVG	PF	DQ	A	TO	BLK	STL	PTS	AVG
1	BLAKES, Mikayla	5-5	156:09	31.2	39-88	.443	12-36	.333	27-38	.711	9	13	22	4.4	9	0	16	13	2	19	117	23.4
35	WASHINGTON, Sacha	5-5	111:39	22.3	23-43	.535	0-0	.000	6-9	.667	19	17	36	7.2	12	0	4	10	5	11	52	10.4
14	MITCHELL, Aiyana	5-0	84:32	16.9	17-21	.810	0-0	.000	12-21	.571	20	16	36	7.2	10	0	5	8	6	5	46	9.2
15	MWENENTANDA, Ndjakalenga	5-5	99:29	19.9	17-32	.531	6-11	.545	4-7	.571	7	9	16	3.2	5	0	7	5	3	6	44	8.8
3	GALVAN, Aubrey	5-5	163:26	32.7	17-49	.347	6-18	.333	3-3	1.000	4	21	25	5.0	11	0	34	13	0	8	43	8.6
13	PISSOTT, Justine	5-5	131:40	26.3	14-40	.350	11-32	.344	1-2	.500	8	16	24	4.8	9	0	15	6	5	2	40	8.0
24	MAKURAT, Aga	5-0	72:59	14.6	12-27	.444	6-18	.333	0-0	.000	3	7	10	2.0	6	0	2	2	2	4	30	6.0
8	BLACK, Ava	3-0	38:46	12.9	6-13	.462	3-6	.500	1-1	1.000	7	4	11	3.7	8	0	3	0	0	5	16	5.3
2	BROWN, Jada	5-0	82:52	16.6	6-21	.286	3-10	.300	4-4	1.000	1	2	3	0.6	4	0	10	2	1	6	19	3.8
32	DEL ROSARIO, Aalyah	5-0	38:57	7.8	5-7	.714	0-0	.000	6-13	.462	4	9	13	2.6	7	0	3	3	6	2	16	3.2
30	WILSON, Trinity	2-0	03:58	2.0	0-0	.000	0-0	.000	1-2	.500	0	0	0	0.0	1	0	0	2	0	1	1	0.5
11	WILLIAMS, Monique	3-0	15:33	5.2	0-3	.000	0-0	.000	0-0	.000	2	1	3	1.0	2	0	0	0	0	0	0	0.0
Team											12	11	23					1				
Total		5	1000		156-344	.453	47-131	.359	65-100	.650	96	126	222	44.4	84	0	99	65	30	69	424	84.8
Opponents		5	1000		96-278	.345	31-109	.284	42-72	.583	59	106	165	33.0	92	2	54	110	16	30	265	53.0

Team Statistics

	VU	OPP
Scoring	424	265
Points per game	84.8	53.0
Scoring margin	+31.8	-
Field goals-att	156-344	96-278
Field goal pct	.453	.345
3 point fg-att	47-131	31-109
3-point FG pct	.359	.284
3-pt FG made per game	9.4	6.2
Free throws-att	65-100	42-72
Free throw pct	.650	.583
F-Throws made per game	13.0	8.4
Rebounds	222	165
Rebounds per game	44.4	33.0
Rebounding margin	+11.4	-
Assists	99	54
Assists per game	19.8	10.8
Turnovers	65	110
Turnovers per game	13.0	22.0
Turnover margin	+9.0	-
Assist/turnover ratio	1.5	0.5
Steals	69	30
Steals per game	13.8	6.0
Blocks	30	16
Blocks per game	6.0	3.2
Winning streak	5	-
Home win streak	2	-
Attendance	6085	2714
Home games-Avg/Game	2-3043	2-1357
Neutral site-Avg/Game	-	1-5712

Team Results

Date	Opponent		Score	Att.
11/03/2025	vs California	W	74-65	5712
11/10/2025	Furman	W	96-48	2352
11/12/2025	at Austin Peay	W	75-65	1178
11/19/2025	at Western Ky.	W	87-49	1536
11/21/2025	Alabama St.	W	92-38	3733



2024-25 SEC STATS



Game Records

Record	Overall	Home	Away	Neutral
ALL GAMES	8-8	4-4	4-4	0-0
CONFERENCE	8-8	4-4	4-4	0-0
NON-CONFERENCE	0-0	0-0	0-0	0-0

Score by Periods

Team	1st	2nd	3rd	4th	OT	TOT
Vanderbilt	276	296	331	358	26	1287
Opponents	278	266	349	347	24	1264

Team Box Score

No.	Player				Total		3-Point		F-Throw		Rebounds													
		GP-GS	MIN	AVG	FG-FGA	FG%	3FG-3FGA	3FG%	FT-FTA	FT%	OFF	DEF	TOT	AVG	PF	DQ	A	TO	BLK	STL	PTS	AVG		
1	BLAKES, Mikayla	16-15	559:11	34.9	134-286	.469	43-108	.398	119-132	.902	29	38	67	4.2	45	1	44	55	5	35	430	26.9		
12	PIERRE, Khamil	16-16	528:03	33.0	123-280	.439	4-16	.250	57-84	.679	37	95	132	8.3	50	2	39	27	5	36	307	19.2		
23	MOORE, Iyana	16-16	502:19	31.4	65-169	.385	30-93	.323	34-38	.895	15	26	41	2.6	35	2	38	37	3	21	194	12.1		
4	GREENE, Madison	16-0	318:58	19.9	31-77	.403	12-34	.353	17-22	.773	5	20	25	1.6	31	0	16	24	0	16	91	5.7		
13	PISSOTT, Justine	12-0	124:49	10.4	18-35	.514	13-30	.433	5-6	.833	5	9	14	1.2	13	0	7	8	1	2	54	4.5		
10	NWABA, Jane	16-16	216:47	13.5	19-50	.380	11-23	.478	11-16	.688	17	18	35	2.2	20	0	12	9	0	10	60	3.8		
11	OLIVER, Jordyn	16-16	512:38	32.0	26-51	.510	0-1	.000	5-7	.714	20	41	61	3.8	31	1	58	22	6	28	57	3.6		
5	KAPINUS, Leilani	16-1	291:60	18.2	18-45	.400	2-12	.167	8-11	.727	21	34	55	3.4	34	0	15	16	4	25	46	2.9		
24	MAKURAT, Aga	4-0	13:36	3.4	3-5	.600	3-5	.600	0-0	.000	0	1	1	0.3	2	0	1	0	0	0	9	2.3		
14	MITCHELL, Aiyana	16-0	175:05	10.9	12-30	.400	0-0	.000	10-14	.714	12	28	40	2.5	28	0	9	16	12	8	34	2.1		
2	BROWN, Jada	5-0	18:22	3.7	2-5	.400	1-3	.333	0-0	.000	1	2	3	0.6	2	0	1	2	0	0	5	1.0		
30	WILSON, Trinity	4-0	13:12	3.3	0-0	.000	0-0	.000	0-0	.000	0	1	1	0.3	4	0	3	1	0	0	0	0.0		
Team											29	31	60					6						
Total		16	3275		451-1033	.437	119-325	.366	266-330	.806	191	344	535	33.4	295	6	243	223	36	181	1287	80.4		
Opponents		16	3275		481-1018	.472	98-310	.316	204-282	.723	230	421	651	40.7	296	5	253	297	59	108	1264	79.0		

Team Statistics

	VU	OPP
Scoring	1287	1264
Points per game	80.4	79.0
Scoring margin	+1.4	-
Field goals-att	451-1033	481-1018
Field goal pct	.437	.472
3 point fg-att	119-325	98-310
3-point FG pct	.366	.316
3-pt FG made per game	7.4	6.1
Free throws-att	266-330	204-282
Free throw pct	.806	.723
F-Throws made per game	16.6	12.8
Rebounds	535	651
Rebounds per game	33.4	40.7
Rebounding margin	-7.3	-
Assists	243	253
Assists per game	15.2	15.8
Turnovers	223	297
Turnovers per game	13.9	18.6
Turnover margin	+4.6	-
Assist/turnover ratio	1.1	0.9
Steals	181	108
Steals per game	11.3	6.8
Blocks	36	59
Blocks per game	2.3	3.7
Winning streak	2	-
Home win streak	1	-
Attendance	45234	37284
Home games-Avg/Game	8-5654	8-4661
Neutral site-Avg/Game	-	0-0

Team Results

Date	Opponent		Score	Att.
01/02/2025	Georgia	W	108-82	3120
01/05/2025	Kentucky	L	78-96	8501
01/09/2025	at Ole Miss	L	59-87	3825
01/13/2025	at LSU	L	77-83	10201
01/19/2025	Tennessee	W	71-70	8299
01/23/2025	Arkansas	W	101-60	3500
01/26/2025	at Alabama	W	66-64	2712
01/30/2025	at Florida	W	99-86	1709
02/02/2025	Ole Miss	L	61-76	6021
02/06/2025	at Texas	L	66-87	7049
02/13/2025	Mississippi St.	Lot2	77-85	3577
02/16/2025	at Auburn	Wot	98-88	4353
02/20/2025	at Oklahoma	L	81-101	4073
02/23/2025	South Carolina	L	54-82	7805
02/27/2025	Texas A&M	W	91-58	4411
03/02/2025	at Missouri	W	100-59	3362





2025-25 HONORS & AWARDS

MIKAYLA BLAKES • So. • 5-8 • G • Somerset, N. J.

- John R. Wooden Award Top 50 Preseason Watch List (Nov. 18)
- USBWA Ann Meyers Drysdale Player of the Year Preseason Watch List (Nov. 7)
- WBCA Wade Trophy Player Watch List (Nov. 5)
- USA Today Sports Network Preseason All-America Second Team (Oct. 31)
- Jersey Mike's Naismith Trophy Women's College Player of the Year Watch List (Oct. 30)
- The Athletic Preseason All-America First Team (Oct. 28)
- Preseason Ann Meyers Drysdale Shooting Guard of the Year Award Watch List (Oct. 28)
- Preseason All-SEC First Team - Coaches (Oct. 22)
- Preseason All-SEC First Team - Media (Oct. 13)

SACHA WASHINGTON • Gr. • 6-2 • F • Lawrenceville, Ga.

- Preseason Katrina McLain Power Forward of the Year Award Watch List (Oct. 30)

AALYAH DEL ROSARIO • Jr. • 6-6 • C • Santo Domingo, D.R.

- Preseason Lisa Leslie Center of the Year Award Watch List (Oct. 31)

JADA BROWN • Sr. • 5-8 • G • Bentonville, Ark.

- Kay Yow Servant Leader Award

SEC PRESEASON POLLS

2025-26 PRESEASON SEC WOMEN'S BASKETBALL COACHES POLL

- | | |
|-------------------|-----------------------|
| 1) Texas | 9) Alabama |
| 2) South Carolina | 10) Florida |
| 3) LSU | 11) Georgia |
| 4) Oklahoma | 12) Mississippi State |
| 5) Tennessee | 13) Texas A&M |
| 6) Ole Miss | 14) Missouri |
| 7) Kentucky | 15) Auburn |
| 8) Vanderbilt | 16) Arkansas |

SEC PRESEASON PLAYER OF THE YEAR - COACHES

Madison Booker, Texas

ALL-SEC FIRST TEAM - COACHES

Flau'Jae Johnson, LSU
Mikaylah Williams, LSU
Raegan Beers, Oklahoma
Joyce Edwards, South Carolina
Ta'Niya Latson, South Carolina
Talaysia Cooper, Tennessee
Madison Booker, Texas
Mikayla Blakes, Vanderbilt

ALL-SEC SECOND TEAM - COACHES

Essence Cody, Alabama
Liv McGill, Florida
Teonni Key, Kentucky
Clara Strack, Kentucky
MiLaysia Fulwiley, LSU
Cotie McMahon, Ole Miss
Payton Verhulst, Oklahoma
Rori Harmon, Texas

2025-26 PRESEASON SEC WOMEN'S BASKETBALL MEDIA POLL

- | | |
|-------------------|-----------------------|
| 1) South Carolina | 9) Alabama |
| 2) Texas | 10) Mississippi State |
| 3) LSU | 11) Florida |
| 4) Tennessee | 12) Georgia |
| 5) Oklahoma | 13) Missouri |
| 6) Ole Miss | 14) Texas A&M |
| 7) Vanderbilt | 15) Auburn |
| 8) Kentucky | 16) Arkansas |

SEC PRESEASON PLAYER OF THE YEAR - MEDIA

Madison Booker, Texas

ALL-SEC FIRST TEAM - MEDIA

Flau'Jae Johnson, LSU
Reagan Beers, Oklahoma
Joyce Edwards, South Carolina
Madison Booker, Texas
Mikayla Blakes, Vanderbilt

ALL-SEC SECOND TEAM - MEDIA

Clara Strack, Kentucky
Mikaylah Williams, LSU
Cotie McMahon, Ole Miss
Ta'Niya Latson, South Carolina
Talaysia Cooper, Tennessee
Rori Harmon, Texas



MEMORIAL GYMNASIUM



Memorial Gymnasium, the Southeastern Conference's most historic venue for college basketball, serves as the home court for the Vanderbilt Commodores. Dedicated in 1952 as a memorial to all Vanderbilt men and women who served in World War II, the arena was built as a combination gymnasium and concert hall by the late master architect Edwin Keeble. Decades later, the unique style of Memorial Gym—with its benches on the baselines, a playing court that sits above portions of the crowd and deafening acoustics—continues to make the Commodores' home a dreaded stop for opponents.

“Memorial Magic,” with its capacity crowds, overflowing student section and lively pep band, have assisted in numerous Commodore victories. In the stands, fans across middle Tennessee have helped Memorial Gymnasium rank among the NCAA's top 30 attendance leaders on numerous occasions.

In all, Memorial Gym has been expanded three times. Constructed with a seating capacity of 6,583, the University saw its first need to increase seating in 1965 with the addition of two north-side balconies. Two years later, a pair of balancing balconies were erected on the south side of the gym and dubbed “The Balconies That Clyde Lee Built.”

Capacity has fluctuated throughout the history of the building. It reached its highest number of 15,646 in 1969 when 4,000 seats were added in the east and west ends. When chairback seats in the end zones and suites on the north side were installed in the late 1990s capacity lowered to 14,168. Shortly thereafter, university officials removed portions of media press row on the south side in an effort to expand the student section by nearly 150 seats. Official capacity is now 14,326.

YEAR-BY-YEAR HOME RECORD

Year	W-L
2025-26	2-0
2024-25	13-4
2023-24	12-5
2022-23	9-7
2021-22	12-5
2020-21*	3-2
2019-20	10-6
2018-19	5-9
2017-18	4-11
2016-17	10-5
2015-16	10-6
2014-15	9-6
2013-14	12-5
2012-13	12-2
2011-12	18-2
2010-11	12-3
2009-10	12-4
2008-09	15-1
2007-08	13-3
2006-07	15-1
2005-06	13-3
2004-05	11-3
2003-04	11-3
2002-03	11-2
2001-02	18-1
2000-01	16-2
1999-00	11-3
1998-99	9-5
1997-98	12-2
1996-97	13-1
1995-96	13-2
1994-95	16-1
1993-94	14-2
1992-93	15-1
1991-92	13-2
1990-91	11-3
1989-90	15-2
1988-89	10-1
1987-88	12-2
1986-87	15-2
1985-86	11-3
1984-85	6-4
1983-84	9-3
1982-83	5-6
1981-82	10-4
1980-81	6-5
1979-80	6-5
1978-79	7-5
1977-78	10-2
Total.....	534-165 (.765)

Vanderbilt has ranked among the top attendance draws in women's basketball over the years. Here is a year-by-year look at VU's home attendance figures, including where the team has ranked nationally in total attendance since the 1999-00 season:

Year	Games	Total	Average	National Rank (Total)
2025-26	2	6,085	3,043	--
2024-25	17	71,266	4,192	32nd
2023-24	17	47,479	2,793	53rd
2022-23	16	38,640	2,415	57th
2021-22	18	31,211	1,734	51st
2020-21*	5	209	42	--
2019-20	16	37,391	2,369	54th
2018-19	14	33,129	2,366	64th
2017-18	15	42,705	2,847	45th
2016-17	15	42,685	2,846	40th
2015-16	16	46,496	2,906	37th
2014-15	15	53,280	3,552	30th
2013-14	17	66,338	3,902	25th
2012-13	14	56,309	4,022	24th
2011-12	20	82,261	4,113	23rd
2010-11	15	68,828	4,589	20th
2009-10	16	69,521	4,345	21st
2008-09	16	76,150	4,759	18th
2007-08	17	91,279	5,369	17th
2006-07	16	72,215	4,513	23rd
2005-06	16	65,693	4,106	23rd
2004-05	14	51,682	3,692	31st
2003-04	14	44,352	3,168	33rd
2002-03	13	57,709	4,439	21st
2001-02	19	90,800	4,779	16th
2000-01	18	50,650	2,814	36th
1999-00	14	44,982	3,213	30th
1998-99	14	65,046	4,646	--
1997-98	14	91,056	6,504	--
1996-97	14	67,967	4,854	--
1995-96	15	88,151	5,877	--
1994-95	17	69,788	4,105	--
1993-94	14	73,686	5,253	--
1992-93	14	67,871	4,848	--
1991-92	15	36,266	2,418	--
1990-91	14	20,205	1,443	--
1989-90	17	25,887	1,522	--
1988-89	11	14,265	1,297	--
1987-88	13	7,324	563	--
1986-87	17	12,248	721	--
1985-86	14	5,750	411	--
1984-85	10	4,450	445	--
1983-84	12	8,664	722	--
1982-83	11	6,950	632	--
1981-82	14	6,310	451	--
1980-81	10	2,525	253	--

*Vanderbilt discontinued its 2020-21 season due to the COVID-19 pandemic

Memorial Gym Women's Basketball Crowds Over 10,000

Rank	Attendance	Opponent	Date
1.	15,317	Tennessee	1/30/1993
2.	15,311	Tennessee	2/7/1999
3.	15,187	Tennessee	2/25/1996
4.	14,848	Tennessee	2/16/1998
5.	14,316	Tennessee	2/17/2008
6.	14,168	Tennessee	2/16/2002
7.	13,227	Tennessee	12/31/1994
8.	13,127	Tennessee	1/19/2006
9.	12,645	Tennessee	1/31/1994
10.	12,417	Tennessee	1/19/1997
11.	12,131	Ohio State	1/6/1993
12.	12,034	Tennessee	2/9/2012
13.	12,009	Tennessee	1/25/2007
14.	11,401	Tennessee	2/2/2003
15.	11,386	Tennessee	2/14/2011
16.	10,561	Tennessee	2/15/2004
17.	10,154	Tennessee	1/24/2013
18.	10,149	Tennessee	2/24/2000

RECORDS AT A GLANCE

Points

Game	1.	55 • Mikayla Blakes at Auburn, 2.16.25
	10.	36 • Wendy Scholtens vs. Lipscomb, 1.9.90
	.	36 • Mikayla Blakes vs. Georgia, 1.2.25
Season	'25-26	30 • Mikayla Blakes, at Western Kentucky, 11.19.25
	1.	855 • Wendy Scholtens, 1989-90
	10.	633 • Jackie Cowan, 1985-86
Career	'25-26	117 • Mikayla Blakes
	1.	2,604 • Chantelle Anderson, 2000-03
	10.	1,618 • Jasmine Lister, 2011-14
	Active	1,060 • Sacha Washington, 2022-present

Field Goals Made

Game	1.	19 • Khamil Pierre vs. Evansville, 12.14.24
	.	Chantelle Anderson at Portland State, 12.23.00
	9.	15 • 9 Times, Last: Mikayla Blakes at Auburn, 02.16.25
Season	'25-26	10 • Mikayla Blakes, at Western Kentucky, 11.19.25
	1.	309 • Wendy Scholtens, 1989-90
	10.	244 • Sheri Sam, 1995-96
Career	'25-26	39 • Mikayla Blakes
	1.	1,020 • Chantelle Anderson, 2000-03
	10.	625 • Sheri Sam, 1992-96
	Active	426 • Sacha Washington, 2022-present

Field Goals Attempted

Game	1.	31 • Eva Lemeh at Georgia, 2.16.81
	9.	25 • Four times: Last: Khamil Pierre at Texas, 2.6.25
	'25-26	27 • Mikayla Blakes, vs. California, 11.3.25
Season	1.	571 • Barbara Brackman, 1981-82
	10.	504 • Jackie Cowan, 1985-86
	'25-26	88 • Mikayla Blakes
Career	1.	1,655 • Wendy Scholtens, 1988-91
	10.	1,301 • Carla Thomas, 2004-2007
	Active	871 • Sacha Washington, 2022-present

Field Goal Percentage

Game	1.	1.000 • 4 Times, Last: Hannah Tuomi, 10-10 vs. UF, 2.24.10
	(Min. 10 FGM)	9. .917 • 3 Times, Last: Ashley Earley, 11-12 at Tenn., 2.13.05
	'25-26	.625 • Mikayla Blakes, 10-16 at Western Kentucky, 11.19.25
Season	1.	.723 (292-404) • Chantelle Anderson, 2000-01
	(Min. 150 FGM)	10. .602 (103-171) • Nicole Jules, 2005-06
	'25-26	.810 (17-21) • Aiyana Mitchell
Career	1.	.651 (1,020-1,568) • Chantelle Anderson, 2000-03
	(Min. 400 FGM)	10. .543 (706-1,301) • Carla Thomas, 2004-07
	Active	.489 (426-871) • Sacha Washington, 2022-present

3-Pointers Made

Game	1.	9 • Iyana Moore, vs. Alabama State, 12.28.21
	5.	7 • 12 Times, Last: Mikayla Blakes at Oklahoma, 02.22.25
	'25-26	5 • 2x, Last: Aga Makurat, vs. Alabama State, 11.21.25
Season	1.	95 • Caroline Williams, 2005-06
	10.	80 • Christina Wirth, 2008-09
	'25-26	12 • Mikayla Blakes & Justine Pissott
Career	1.	276 • Christina Foggie, 2011-14
	10.	179 • Michelle Palmisano, 1995-97
	Active	94 • Justine Pissott, 2023-present

3-Pointers Attempted

Game	1.	17 • Christina Foggie vs. Virginia, 11.23.12
	.	17 • Christina Foggie vs. Maryland, 3.28.09
	8.	14 • Three Times, Last: Mikayla Blakes at Miami, 12.04.24
Season	'25-26	11 • Aga Makurat, vs. Alabama State, 11.21.25
	1.	225 • Merideth Marsh, 2009-10
	10.	207 • Merideth Marsh, 2008-09
Career	.	Iyana Moore, 2021-22
	'25-26	36 • Mikayla Blakes
	1.	735 • Christina Foggie, 2011-14
	10.	460 • Julie Powell, 1991-94
	Active	268 • Justine Pissott, 2023-present

3-Point Percentage

Game	1.	1.000 • 7 Times, Last: Erin Whalen (5-5) at Alabama, 1.21.18
	(Min. 5 3PM)	'25-26 .555 • Mikayla Blakes (5-9) at Western Kentucky, 11.19.25
	Season	1. .505 (48-95) • Caroline Williams, 2004-05
Season	(Min. 40 3PA)	10. .446 (37-83) • Christa Reed, 2016-17
	'25-26	.545 (6-11) • Ndjakalenga Mwenentanda
	Career	1. .465 (238-512) • Caroline Williams, 2004-07
(Min. 100 3PM)	10.	.394 (145-368) • Donna Harris, 1990-94
	Active	.351 (94-268) • Justine Pissott, 2023-present

Free Throws Made

Game	1.	23 • Mikayla Blakes at Auburn, 2.16.25
	2.	18 • Ashley McElhiney vs. LSU, 2.15.01
	.	18 • Wendy Scholtens at Tenn. Tech, 1.11.89
Season	5.	16 • Four Times, Last: Mikayla Blakes, at Florida 01.30.25
	'25-26	8 • 2x, Last: Mikayla Blakes vs. Alabama State, 11.21.25
	Season	1. 236 • Wendy Scholtens, 1989-90
Career	3.	193 • Mikayla Blakes, 2024-25
	10.	134 • Chantelle Anderson, 2000-01
	'25-26	27 • Mikayla Blakes
Career	1.	681 • Wendy Scholtens, 1988-91
	10.	298 • Ashley McElhiney, 2000-03
	Active	220 • Mikayla Blakes, 2025-present

Free Throws Attempted

Game	1.	24 • Mikayla Blakes at Auburn, 2.16.25
	2.	19 • Ashley McElhiney vs. LSU, 2.15.01
	3.	18 • 3 Times, Last: Mikayla Blakes, at Florida, 01.30.25
Season	'25-26	11 • Mikayla Blakes at Austin Peay, 11.12.25
	1.	264 • Wendy Scholtens, 1989-90
	10.	192 • Cijaja Harbison, 2022-23
Career	'25-26	38 • Mikayla Blakes
	1.	785 • Wendy Scholtens, 1988-91
	10.	413 • Dee Davis, 2004-07
	Active	325 • Sacha Washington, 2022-present

Free Throw Percentage

Game	1.	1.000 • 19 Times, Last: Iyana Moore (10-10) vs Ga., 3.3.24
	(Min. 10 FTM)	25-26 .727 • Mikayla Blakes (8-11), at Austin Peay, 11.12.25
	Season	1. .938 (61-65) • Christa Reed, 2017-18
(Min. 50 FTA)	5.	.883 (193-218) • Mikayla Blakes, 2024-25
	10.	.871 (54-62) • Christina Wirth, 2006-07
	'25-26	.711 (27-38) • Mikayla Blakes
Career	1.	.859 (220-256) • Mikayla Blakes, 2025-present
	(Min. 180 FTM)	10. .793 (195-246) • Christina Wirth, 2006-09
	Active	.859 (220-256) • Mikayla Blakes, 2025-present

Rebounds

Game	1.	22 • Wendy Scholtens vs. Lipscomb, 1.9.90
	.	22 • Wendy Scholtens vs. Wright State, 12.9.89
	.	22 • Barbara Brackman vs. Union, 1.4.83
Season	10.	19 • 6 Times, Last: Jennifer Holmes vs. Florida, 2.25.99
	'25-26	10 • 3x, Last: Mikayla Blakes, vs. Alabama State, 11.21.25
	1.	389 • Wendy Scholtens, 1989-90
Career	.	Karen Booker, 1986-87
	6.	315 • Wendy Scholtens, 1988-89
	10.	291 • Sheri Sam, 1989-90
	'25-26	36 • Aiyana Mitchell/Sacha Washington
Career	1.	1,272 • Wendy Scholtens, 1988-91
	10.	822 • Chantelle Anderson, 2000-03
	Active	756 • Sacha Washington, 2022-present

Assists

Game	1.	17 • Ashley McElhiney at Louisville, 1.2.03
	7.	13 • 5 Times, Last: Jasmine Lister vs. Tenn., 2.9.12
	'25-26	8 • 3x, Last: Aubrey Galvan, vs. Alabama State, 11.21.25
Season	1.	262 • Cathy Bender, 1981-82
	10.	168 • Jasmine Lister, 2012-13
	'25-26	34 • Aubrey Galvan
Career	1.	730 • Dee Davis, 2004-07
	10.	438 • Jordyn Cambridge, 2018-24
	Active	121 • Mikayla Blakes, 2025-present

Steals

Game	1.	11 • Eva Lemeh vs. Murray State, 12.14.80
	3.	9 • 4 Times, Last: Khamil Pierre vs. Texas A&M, 02.27.25
	'25-26	6 • Mikayla Blakes , at Western Kentucky, 11.19.25
Season	1.	129 • Jordyn Cambridge, 2021-22
	6.	94 • Eva Lemeh, 1980-81
	10.	89 • Donna Atkison, 1983-84
Career	'25-26	19 • Mikayla Blakes
	1.	351 • Jordyn Cambridge, 2018-24
	10.	221 • Jennifer Risper, 2006-09
	Active	114 • Sacha Washington, 2022-present

Blocked Shots

Game	1.	10 • Angela Gorsica vs. Wingate, 12.28.95
	.	10 • Heidi Gillingham vs. Middle Tennessee, 1.30.92
	4.	8 • 15 Times, Last: Angela Gorsica vs. DePaul, 2.19.97
Season	'25-26	3 • 2x, Last: Aalyah Del Rosario, vs. Alabama State, 11.21.25
	1.	131 • Heidi Gillingham, 1991-92
	10.	57 • Carolyn Peck, 1987-88
Career	'25-26	5 • Aiyana Mitchell
	1.	413 • Heidi Gillingham, 1991-94
	10.	112 • Harriet Brumfield, 1982-85
	Active	113 • Sacha Washington, 2022-present

Points Per Game

Season	1.	25.2 (855 pts) • Wendy Scholtens, 1989-90
	2.	23.3 (769 pts) • Mikayla Blakes, 2024-25
	10.	20.4 • Sheri Sam, 1995-96/Jackie Cowan, 1985-86
Career	'25-26	23.4 (117 pts) • Mikayla Blakes
	1.	21.3 (122 GP) • Wendy Scholtens, 1988-91
	(Min. 100 GP)	10. 12.8 (119 GP) • Karen Booker, 1984-87
	Active	10.2 (104 GP) • Sacha Washington, 2022-present

Games Played

Career	1.	137 • Jessica Mooney, 2007-10
	.	137 • Chantelle Anderson, 2000-03
	7.	132 • Six times, Last: Tiffany Clarke, 2010-13
	Active	104 • Sacha Washington, 2022-present

Minutes Played

Game	1.	50 • Karen McGinn vs. Auburn, 12.13.78
	.	50 • Ann Morrow vs. Auburn, 12.13.78
	9.	46 • Chavonne Hammond vs. Kansas, 3.18.00
Season		46 • Ashley Smith vs. George Washington, 12.22.98
	'25-26	40 • Mikayla Blakes vs. California, 11.3.25
		40 • Aubrey Galvan at Austin Peay, 11.12.25
Career	1.	1,298 • Ashley McElhiney, 2001-02
	10.	1,179 • Zuzi Klimesova, 2000-01
	'25-26	163 • Aubrey Galvan
Career	1.	4,626 • Jasmine Lister, 2011-14
	10.	3,779 • Christina Werth, 2006-09
	Active	2,577 • Sacha Washington, 2022-present



THE LAST TIME WHEN...

SCORING

Less than 40 pts	31 • East Tennessee St. • Johnson City, Tenn. • 12.01.22
40-49 pts	49 • Texas A&M • College Station, Texas • 02.15.24
Less than 50 pts & Won	49 • Texas A&M • College Station, Texas • 02.15.24
90-99 pts	92 • Alabama State • Nashville, Tenn. • 11.21.25
100+ pts (regulation)	100 • Missouri • Columbia, Mo. • 03.02.25
100+ pts	100 • Missouri • Columbia, Mo. • 03.02.25

OPPONENT SCORING

Less than 40 pts	38 • Alabama State • Nashville, Tenn. • 11.21.25
40-49 pts	49 • Western Kentucky • Bowling Green, Ky. • 11.19.25
Less than 50 pts & Won	44 • East Tennessee St. • Johnson City, Tenn. • 12.01.22
90-99 pts	96 • Kentucky • Nashville, Tenn. • 01.05.25
100+ pts (regulation)	101 • Oklahoma • Norman, Okla. • 02.20.25
100+ pts	101 • Oklahoma • Norman, Okla. • 02.20.25

FIELD GOAL PERCENTAGE

20.0%-29.9%	27.9% (19-68) • Florida • Gainesville, Fla. • 1.22.23
30.0%-39.9%	38.7% (29-75) • California • Paris, France • 11.03.25
30.0%-39.9% & Won	38.7% (29-75) • California • Paris, France • 11.03.25
50.0%-59.9%	56.1% (37-66) • Furman • Nashville, Tenn. • 11.10.25
60.0% or higher	69.2% (36-52) • Air Force • Nashville, Tenn. • 11.30.15

OPPONENT FIELD GOAL PERCENTAGE

20.0%-29.9%	27.1% (13-48) • Alabama State • Nashville, Tenn. • 11.21.25
20.0%-29.9% & won	27.4% (17-62) • East Tenn. St. • Johnson City, Tenn. • 12.1.22
30.0%-39.9%	32.7% (18-55) • Western Kentucky • Bowling Green, Ky. • 11.19.25
30.0%-39.9% & won	38.9% (35-90) • Mississippi State • Nashville, Tenn. • 02.13.25
50.0%-59.9%	54.7% (35-64) • South Carolina • Greenville, S.C. • 03.07.25
50.0%-59.9% & lost	51.6% (33-64) • Auburn • Auburn, Ala. • 02.16.25
60.0% or higher	66.7% (28-42) • Georgia • Nashville, Tenn. • 2.5.23

FREE THROW PERCENTAGE

Less than 50.0%	37.5% (3-8) • South Florida • Tampa, Fla. • 11.14.24
90.0%-99.9%	91.7% (11-12) • South Carolina • Greenville, S.C. • 03.07.25
1.000%	5-5 • Missouri • Columbia, Mo. • 03.02.25
1.000% w/ 10 or more makes	15-15 • Appalachian State • Nashville, Tenn. • 12.1.24

OPPONENT FREE THROW PERCENTAGE

Less than 50.0%	37.5% (3-8) • Tennessee • Greenville, S.C. • 03.06.25
90.0%-99.9%	92.3% (12-13) • Ole Miss • Oxford, Miss. • 01.09.25
1.000%	3-3 • South Florida • Tampa, Fla. • 11.14.24
1.000% w/ 10 or more makes	12-12 • Texas A&M • College Station, Texas • 2.10.22

BASKETS MADE

40+ field goals made	40 • Missouri • Columbia, Mo. • 03.02.25
10-14 3-point field goals made	11 • Alabama State • Nashville, Tenn. • 11.21.25
15+ 3-point field goals made	17 • Alabama State • Nashville, Tenn. • 12.28.21
Did not make a 3-pointer	0-9 • Butler • Indianapolis • 12.7.23
Made 20+ free throws	29 (29-32) • Auburn • Auburn, Ala. • 02.16.25
Made less than five free throws	3 (3-8) • South Florida • Tampa, Fla. • 11.14.24
Made 5-10 free throws	9 (9-12) • Western Ky. • Bowling Green, Ky. • 11.19.25

OPPONENT BASKETS MADE

40+ field goals made	42 • South Carolina • Nashville, Tenn. • 1.14.21
10-14 3-point field goals made	12 • Oklahoma • Norman, Okla. • 02.20.25
15+ 3-point field goals made	15 • Kentucky • Nashville, Tenn. • 01.05.25
Did not make a 3-pointer	0-8 • Ole Miss • Nashville, Tenn. • 2.20.22
Made 20+ free throws	22 (22-26) • Texas • Austin, Texas • 02.06.25
Made less than five free throws	3 (3-8) • Tennessee • Greenville, S.C. • 03.06.25
Made 5-10 free throws	7 (7-14) • Alabama State • Nashville, Tenn. • 11.21.25

REBOUNDS

10-20 rebounds	20 • Georgia • Nashville, Tenn. • 2.5.23
21-29 rebounds	28 • South Carolina • Greenville, S.C. • 03.07.25
40-44 rebounds	43 • Western Ky. • Bowling Green, Ky. • 11.19.25
45-49 rebounds	48 • Alabama State • Nashville, Tenn. • 11.21.25
50+ rebounds	51 • West Georgia • Nashville, Tenn. • 12.21.24
20+ rebound margin	+27 • Austin Peay • Nashville, Tenn. • 11.08.24
30+ rebound margin	+30 • Samford • Nashville, Tenn. • 11.22.24

OPPONENT REBOUNDS

20-24 rebounds	24 • Miami • Coral Gables, Fla. • 12.04.24
25-29 rebounds	27 • Western Ky. • Bowling Green, Ky. • 11.19.25
40-44 rebounds	41 • California • Paris, France • 11.03.25
45-49 rebounds	48 • Michigan State • Palm Springs, Calif. • 11.27.24
50+ rebounds	54 • Oklahoma • Norman, Okla. • 02.20.25
60+ rebounds	65 • Mississippi State • Nashville, Tenn. • 02.13.25
20+ rebound margin	+25 • Oklahoma • Norman, Okla. • 02.20.25

STEALS

0-5 steals	5 • South Carolina • Greenville, S.C. • 03.07.25
10-15 steals	15 • Alabama State • Nashville, Tenn. • 11.21.25
16-19 steals	18 • Western Kentucky • Bowling Green, Ky. • 11.10.25
20+ steals	21 • Texas A&M • Nashville, Tenn. • 02.27.25

OPPONENT STEALS

0-5 steals	4 • Alabama State • Nashville, Tenn. • 11.21.25
10-15 steals	12 • South Carolina • Greenville, S.C. • 03.07.25
15-19 steals	17 • Florida • Nashville, Tenn. • 1.7.24
20+ steals	22 • UCLA • Boston, Mass. • 11.26.95

ASSISTS

0-9 assists	8 • Texas • Austin, Texas • 02.06.25
15-19 assists	16 • Western Kentucky • Bowling Green, Ky. • 11.10.25
20-25 assists	22 • Alabama State • Nashville, Tenn. • 11.21.25
25-29 assists	28 • Furman • Nashville, Tenn. • 11.10.25
30-plus assists	30 • Alabama A&M • Nashville, Tenn. • 12.29.24

OPPONENT ASSISTS

0-9 assists	6 • Alabama State • Nashville, Tenn. • 11.21.25
15-19 assists	18 • California • Paris, France • 11.03.25
20-25 assists	25 • Oklahoma • Norman, Okla. • 02.20.25
26-30 assists	26 • Ole Miss • Oxford, Miss. • 01.09.25

TURNOVERS

5-10 turnovers	7 • Alabama State • Nashville, Tenn. • 11.21.25
20-24 turnovers	20 • Austin Peay • Clarksville, Tenn. • 11.12.25
25-29 turnovers	25 • Ole Miss • Oxford, Miss. • 01.09.25
30-40 turnovers	37 • UCLA • Boston, Mass. • 11.26.95

OPPONENT TURNOVERS

5-10 turnovers	10 • Tennessee • Nashville, Tenn. • 01.19.25
20-24 turnovers	24 • Western Kentucky • Bowling Green, Ky. • 11.10.25
25-29 turnovers	25 • Alabama State • Nashville, Tenn. • 11.21.25
30-40 turnovers	30 • Texas A&M • Nashville, Tenn. • 02.27.25

BLOCKED SHOTS

0 Blocks	0 • South Carolina • Nashville, Tenn. • 02.23.25
5-9 blocked shots	6 • Alabama State • Nashville, Tenn. • 11.21.25

OPPONENT BLOCKED SHOTS

0 Blocks	0 • Austin Peay • Clarksville, Tenn. • 11.12.25
5-9 blocked shots	5 • South Carolina • Greenville, S.C. • 03.07.25
10+ blocked shots	14 • South Carolina • Nashville, Tenn. • 1.19.23

MARGIN OF VICTORY

1 point	vs. Tennessee (71-7) • Nashville, Tenn. • 01.19.25
2 points	at Arkansas (66-64) • Tuscaloosa, Ala. • 01.26.25
10-19 points	10 • Austin Peay (75-65) • Clarksville, Tenn. • 11.12.25
20-30 points	26 • Georgia (108-82) • Georgia • Nashville, Tenn. • 01.02.25
Back-to-back 20+ points	49 • Hampton (94-45) • Nashville, Tenn. • 11.20.24
	45 • Samford (104-59) • Nashville, Tenn. • 11.22.24
30-39 points	38 • Western Kentucky (87-49) • Bowling Green, Ky. • 11.10.25
Back-to-back 30+ points	33 • Texas A&M (91-58) • Nashville, Tenn. • 02.27.25
	41 • Missouri (100-59) • Columbia, Mo. • 03.02.25
40-49 points	48 • Furman (96-48) • Nashville, Tenn. • 11.10.25
Back-to-back 40+ points	49 • Hampton (94-45) • Nashville, Tenn. • 11.20.24
	45 • Samford (104-59) • Nashville, Tenn. • 11.22.24
50-59 points	54 • Alabama State (92-38) • Nashville, Tenn. • 11.21.25
Back-to-back 50+ points	52 • Lipscomb (102-50) • Memorial Gym • 11.04.24
	56 • Austin Peay (93-37) • Nashville, Tenn. • 11.08.24
60-69 points	66 • Evansville (106-40) • Nashville, Tenn. • 12.14.24
70+ points	70 • Hampton (116-46) • Nashville, Tenn. • 11.29.98
Single-overtime win	at Auburn (98-88) • Auburn, Ala. • 02.16.25
Double-overtime win	at Florida (106-98) • Gainesville, Fla. • 2.6.11
Triple-overtime win	NEVER OCCURRED

OPPONENT MARGIN OF VICTORY

1 point	vs. Florida (53-52) • Greenville, S.C. • 3.3.22
2 points	vs. Missouri (65-63) • Nashville, Tenn. • 1.14.24
10-19 points	15 • Ole Miss (76-61) • Nashville, Tenn. • 02.02.25
20-30 points	21 • South Carolina (84-63) • Greenville, S.C. • 03.07.25
Back-to-back 20+ points	20 (101-81) • Oklahoma • Norman, Okla. • 02.20.25
	28 • South Carolina (82-54) • Nashville, Tenn. • 02.23.25
30-39 points	37 • Alabama (98-61) • Tuscaloosa, Ala. • 1.26.20
40-49 points	48 • South Carolina (96-48) • Nashville, Tenn. • 1.19.23
50-59 points	55 • South Carolina (85-30) • Columbia, S.C. • 01.24.22
60-69 points	63 • South Carolina (106-43) • Nashville, Tenn. • 01.14.21
70+ points	NEVER OCCURRED
Single-overtime win	Alabama (77-71) • Nashville, Tenn. • 2.6.22
Double-overtime win	Mississippi State (85-77) • Nashville, Tenn. • 02.13.25
Triple-overtime win	NEVER OCCURRED





LAST TIME...

A DORE SCORED 20 OR MORE PTS**Aga Makurat • 21 Pts vs. Alabama State • 11.21.25****TWO DORES SCORED 20 OR MORE PTS****Mikayla Blakes • 24 Pts vs. Tennessee • 03.06.25****Iyana Moore • 23 Pts vs. Tennessee • 03.06.25****AN OPPONENT SCORED 20 OR MORE PTS****Chloe Kitts • South Carolina • 25 Pts • 03.07.25****TWO OPPONENTS SCORED 20 OR MORE PTS****Yuting Deng • Auburn • 27 Pts • 02.16.25****DeYona Gaston • Auburn • 25 Pts • 02.16.25****A DORE SCORED 30 OR MORE PTS****Mikayla Blakes • 30 Pts at Western Ky. • 11.19.25****A DORE SCORED 40 OR MORE PTS****Mikayla Blakes • 55 Pts at Auburn • 02.16.25****A DORE SCORED 50 OR MORE PTS****Mikayla Blakes • 55 Pts at Auburn • 02.16.25****AN OPP. SCORED 30 OR MORE PTS****Raegan Beers • Oklahoma • 30 Pts • 02.20.25****A DORE COLLECTED 15 OR MORE REBS****Khamil Pierre • 15 Reb vs. Tennessee • 03.06.25****AN OPP. COLLECTED 15 OR MORE REBS****Madina Okot • Mississippi State • 23 Reb • 02.13.25****A DORE COLLECTED 10 OR MORE AST****Jordyn Oliver • 11 Ast vs. Georgia • 01.02.24****AN OPP. COLLECTED 10 OR MORE AST****Mar'shaun Bostic • Auburn • 11 Ast • 02.16.25****A DORE HAD FIVE OR MORE STL****Mikayla Blakes • 6 Stl at Western Ky. • 11.19.25****AN OPP. COLLECTED FIVE OR MORE STL****Rori Harmon • Texas • 5 Stl • 02.06.25****A DORE HAD FIVE OR MORE BLK****Sacha Washington • 6 Blk vs. Dayton • 12.20.23****AN OPP. COLLECTED FIVE OR MORE BLK****L'or Mputu • South Florida • 6 Blk • 11.14.24****A DORE MADE 10-PLUS FG****Mikayla Blakes • 11 FGM at Western Ky. • 11.19.25****A DORE MADE 10-PLUS FG IN BACK-TO-BACK GAMES****Khamil Pierre (3) • 11 FGM vs. Ole Miss • 02.02.25****10 FGM at Florida • 02.06.25****11 FGM vs. Mississippi State • 02.13.25****AN OPP. MADE 10 OR MORE FG****Chloe Kitts • South Carolina • 12 FGM • 03.07.25****A DORE ATTEMPTED 20 OR MORE FG****Mikayla Blakes • 20 FTA at Austin Peay • 11.12.25****AN OPP. ATTEMPTED 20 OR MORE FG****Yutling Deng • Auburn • 26 FGA • 02.16.25****A DORE MADE 10 OR MORE FREE THROWS****Mikayla Blakes • 23 FTM at Auburn • 02.16.25****AN OPP. MADE 10 OR MORE FREE THROWS****Diamond Battles • Georgia • 10 FTM • 2.5.23****A DORE MADE 5 OR MORE 3-PT FG****Aga Makurat • 5 3-Pt FGM vs. Alabama State • 11.21.25****AN OPP. MADE 5 OR MORE 3-PT FG****Kennedy Todd-Williams • Ole Miss • 5 3PT FGM • 01.09.25****VANDY HAD 5 OR PLAYERS IN DBL FIGURES****Five Players • vs. Alabama State • 11.21.25****AN OPP. HAD 5 OR PLAYERS IN DBL FIGURES****Ole Miss • Five Players • 01.09.25****VANDY PLAYER HAD A DOUBLE-DOUBLE****Mikayla Blakes • 30 pts, 10 reb at Western Kentucky • 11.21.25****A DORE HAD CONSECUTIVE DOUBLE-DOUBLES****Khamil Pierre (2) • 16 pts, 15 reb vs. Tennessee • 03.06.25****17 pts, 10 reb vs. South Carolina • 03.07.25****AN OPP. HAD A DOUBLE-DOUBLE****Chloe Kitts • South Carolina • 25 pts, 10 reb • 03.07.25****VANDY HAD 2 PLAYERS POST A DOUBLE-DOUBLE****vs. Evansville • 12.14.24****Khamil Pierre • 42 pts, 18 reb****Leilani Kapinus • 11 reb, 10 pts****AN OPP. HAD 2 PLAYERS POST A DOUBLE-DOUBLE****Ivy Wolf, Dayton • 23 pts, 10 reb • 12.19.24****Arianna Smith, Dayton • 16 pts, 12 reb • 12.19.24****VANDY HAD 3 PLAYERS POST A DOUBLE-DOUBLE****vs. Western Kentucky • 11.15.23****Sacha Washington • 18 pts, 10 reb****Jordyn Oliver • 15 pts, 10 reb****Jordyn Cambridge • 11 pts, 13 reb****VANDY PLAYER HAD A TRIPLE-DOUBLE****Jordyn Cambridge • vs. Texas A&M • 3.2.23****15 reb, 13 pts, 10 ast****ALL VANDY PLAYERS THAT PLAYED SCORED****8 players vs. Tennessee • 03.07.25**

RECORD WHEN...

2025-26 OVERALL**5-0**

AT HOME

2-0

ON THE ROAD

2-0

NEUTRAL GAMES

1-0

IN OVERTIME

0-0

IN DOUBLE OVERTIME

0-0

AFTER A WIN

4-0

AFTER A LOSS

0-0

LEADING AT HALFTIME

4-0

TRAILING AT HALFTIME

1-0

TIED AT HALFTIME

0-0

LEADING AFTER 1ST QUARTER

4-0

TRAILING AFTER 1ST QUARTER

0-0

TIED SCORE AFTER 1ST QUARTER

1-0

OUTSCORING OPP. IN 2ND HALF

5-0

OUTSCORED BY OPP. IN 2ND HALF

0-0

SCORING SAME PTS IN 2ND HALF

0-0

LEADING WITH 5 MIN. REMAINING

5-0

TRAILING WITH 5 MIN. REMAINING

0-0

TIED WITH 5 MIN. REMAINING

0-0

SCORING FEWER THAN 50 POINTS

0-0

SCORING 50-59 POINTS

0-0

SCORING 60-69 POINTS

0-0

SCORING 70-79 POINTS

2-0

SCORING 80-89 POINTS

1-0

SCORING 90-99 POINTS

2-0

SCORING 100+ POINTS

0-0

ALLOWING 39-OR-FEWER POINTS

1-0

ALLOWING 40-49 POINTS

2-0

ALLOWING 50-59 POINTS

0-0

ALLOWING 60-69 POINTS

2-0

ALLOWING 70-79 POINTS

0-0

ALLOWING 80-89 POINTS

0-0

ALLOWING 90-OR-MORE POINTS

0-0

GAME DECIDED BY 1-POINT

0-0

GAME DECIDED BY 2-3 POINTS

0-0

GAME DECIDED BY 4-5 POINTS

0-0

GAME DECIDED BY 6-9 POINTS

1-0

GAME DECIDED BY 10-19 POINTS

1-0

GAME DECIDED BY 20-29 POINTS

0-0

GAME DECIDED BY 30-39 POINTS

0-0

GAME DECIDED BY 40-49 POINTS

2-0

GAME DECIDED BY 50-59 POINTS

1-0

GAME DECIDED BY 60+ POINTS

0-0

HIGHER FIELD GOAL PERCENTAGE

4-0

LOWER FIELD GOAL PERCENTAGE

1-0

SAME FIELD GOAL PERCENTAGE

0-0

SHOOTING LESS THAN 30%

0-0

SHOOTING 30-39%

1-0

SHOOTING 40-49%

3-0

SHOOTING 50+%

1-0

OPP. SHOOTING LESS 30%

1-0

OPP. SHOOTING 30-39%

4-0

OPP. SHOOTING 40-49%

0-0

OPP. SHOOTING 50+%

0-0

MORE MADE 3-PT THAN OPP.

4-0

FEWER MADE 3-PT THAN OPP.

1-0

SAME 3-PT MAKES AS OPP.

0-0

MAKING FEWER THAN FIVE 3-PT FG

0-0

MAKING BETWEEN 5-9 3-PT FG

2-0

MAKING 10+ 3-PT FG

3-0

ALLOWING FEWER THAN 5 3-PT FG

0-0

ALLOWING BETWEEN 5-9 3-PT FG

5-0

ALLOWING 10+ 3-PT FG

0-0

MAKING MORE FREE THROWS

4-0

MAKING FEWER FREE THROWS

0-0

MAKING SAME FREE THROWS

1-0

MAKING FEWER THEN 10 FREE THROWS

1-0

MAKING 10-19 FREE THROWS

4-0

MAKINGS 20+ FREE THROWS

0-0

OPP. MAKES 0-10 FREE THROWS

4-0

OPP. MAKES 10-19 FREE THROWS

1-0

OPP. MAKES 20+ FREE THROWS

0-0

OUTREBOUNDING OPP.

5-0

OUTREBOUNDED BY OPP.

0-0

SAME TOTAL OF REBOUNDS

0-0

FEWER THAN 10 ASSISTS

0-0

10-19 ASSISTS

3-0

20+ ASSISTS

2-0

NO BLOCKS

0-0

1-4 BLOCKS

1-0

5+ BLOCKS

4-0

COMMITTING FEWER TURNOVERS

4-0

COMMITTING MORE TURNOVERS

1-0

COMMITTING SAME TURNOVERS

0-0

FORCING FEWER THAN 10 TURNOVERS

0-0

FORCING 10-19 TURNOVERS

2-0

FORCING 20-29 TURNOVERS

3-0

FORCING 30+ TURNOVERS

0-0

IN DAY GAMES

1-0

IN NIGHT GAMES

4-0

ON SUNDAY

0-0

ON MONDAY

2-0

ON TUESDAY

0-0

ON WEDNESDAY

2-0

ON THURSDAY

0-0

ON FRIDAY

1-0

ON SATURDAY

0-0

IN NOVEMBER

5-0

IN DECEMBER

0-0

IN JANUARY

0-0

IN FEBRUARY

0-0

IN MARCH

0-0

VS. SEC

0-0

VS. SEC AT MEMORIAL GYM

0-0

VS. SEC ON THE ROAD

0-0

VS. RANKED OPPONENTS

0-0

WINNING THE OPENING TIP

2-0

LOSING THE OPENING TIP

3-0

WEARING WHITE

4-0

WEARING VANDY SCRIPT WHITE

1-0

WEARING GOLD

0-0

WEARING BLACK

0-0

WEARING V BLACK

0-0

WEARING GRAY

0-0

WEARING PLAY4KAY JERSEY

0-0





2025-26 GAME LEADERS

OPPONENT	DATE	SCORE	W/L	POINTS	REBOUNDS	ASSISTS	STEALS	BLOCKS
vs. California	11-03-25	74-65	W	Blakes (27)	Mitchell (10)	Galvan (7)	Washington (4)	Mitchell/Pissott (3)
Furman	11-10-25	96-48	W	Mwenentanda (16)	Galvan (7)	Galvan (8)	Blakes (4)	Blakes/Makurat (1)
at Austin Peay	11-12-25	75-65	W	Blakes (26)	Washington (10)	Pissott (4)	Washington (3)	Washington (2)
at Western Kentucky	11-19-25	87-49	W	Blakes (30)	Blakes (10)	Galvan (8)	Blakes (6)	Del Rosario (3)
Alabama State	11-21-25	92-38	W	Makurat (21)	Washington (7)	Galvan (8)	Blakes (4)	Del Rosario/Washington (2)
Tennessee State	11-23-25							
vs. Oregon State	11-27-25							
vs. BYU/Va. Tech	11-29-25							
Virginia	12-03-25							
at South Florida	12-15-25							
UAlbany	12-18-25							
Texas Southern	12-20-25							
Stonehill	12-28-25							
at Arkansas	01-01-26							
LSU	01-04-26							
Missouri	01-08-26							
at Texas A&M	01-11-26							
at Mississippi State	01-15-26							
vs. Michigan	01-19-26							
Auburn	01-22-26							
at South Carolina	01-25-26							
at Ole Miss	01-29-26							
Florida	02-01-26							
at Kentucky	02-05-26							
Oklahoma	02-09-26							
Texas	02-12-26							
at Georgia	02-15-26							
Kentucky	02-22-26							
Alabama	02-26-26							
at Tennessee	03-01-26							

POINTS			REBOUNDS			ASSISTS			STEALS			BLOCKS		
Mikayla Blakes	3 (3-0)		Sacha Washington	2 (2-0)		Aubrey Galvan	4 (4-0)		Mikayla Blakes	3 (3-0)		Aalyah Del Rosario	2 (2-0)	
Aga Makurat	1 (1-0)		Mikayla Blakes	1 (1-0)		Justine Pissot	1 (1-0)		Sacha Washington	2 (2-0)		Sacha Washington	2 (2-0)	
Ndjakalenga Mwenentanda	1 (1-0)		Aubrey Galvan	1 (1-0)								Mikayla Blakes	1 (1-0)	
			Aiyana Mitchell	1 (1-0)								Aga Makurat	1 (1-0)	
												Aiyana Mitchell	1 (1-0)	
												Justine Pissott	1 (1-0)	

2025-26 GAME HIGHS & LOWS

HIGHS

Points	96	vs. Furman (11/10/25)
FG Made	37	vs. Furman (11/10/25)
FG Attempts	75	vs. California (11/3/25)
3-Pt FG Made	12	at Western Ky. (11/19/25)
3-PT FG Attempts	31	at Western Ky. (11/19/25)
FT Made	19	vs. Alabama State (11/21/25)
FT Attempts	25	vs. Furman (11/10/25) vs. Alabama State (11/21/25)
Rebounds	49	vs. California (11/3/25)
Assists	28	vs. Furman (11/10/25)
Steals	18	at Western Ky. (11/19/25)
Blocks	8	vs. California (11/3/25)
Turnovers	20	at Austin Peay (11/12/25)
Fouls	19	at Austin Peay (11/12/25)

LOWS

Points	74	vs. California (11/3/25)
FG Made	26	at Austin Peay (11/12/25)
FG Attempts	55	at Austin Peay (11/12/25)
3-Pt FG Made	6	vs. California (11/3/25)
3-PT FG Attempts	21	at Austin Peay (11/12/25)
FT Made	9	at Western Ky. (11/19/25)
FT Attempts	12	at Western Ky. (11/19/25)
Rebounds	37	vs. Furman (11/10/25)
Assists	15	vs. California (11/3/25) at Austin Peay (11/12/15)
Steals	6	at Austin Peay (11/12/25)
Blocks	2	vs. Furman (11/10/25)
Turnovers	7	vs. Alabama State (11/21/25)
Fouls	15	vs. Alabama State (11/21/25)





BENCH PRODUCTION

Game	VU-OPP	Diff.	Top Bench Scorer
vs. California	14-5	+9	Aiyana Mitchell, 12
Furman	33-26	+7	Aiyana Mitchell, 12
at Austin Peay	13-20	-7	Aiyana Mitchell, 10
at Western Ky.	18-17	+1	Aga Makurat, 7
Alabama State	50-16	+34	Aga Makurat, 21
Total	128-84	+44	Aiyana Mitchell, 46 pts
AVG.	25.6-16.8	+8.8	Aiyana Mitchell, 9.2 ppg

SPECIALTY STATS

Team	Off. TO	PAINT	2nd CHANCE	FAST BREAK
vs. California	19-13	40-34	25-15	14-6
Furman	41-5	33-26	12-5	22-4
at Austin Peay	13-22	32-28	14-7	8-9
at Western Ky.	25-6	36-20	24-9	10-5
Alabama State	38-4	34-10	17-1	11-0
Total	136-50	175-118	92-37	65-24
AVG.	27.2-10.0	35.0-23.6	18.4-7.4	13.0-4.8

2025-26 GAME-BY-GAME STATS

				Total		3-Pointers		Free throws		Rebounds											
Opponent	Date	Score		FG-FGA	PCT	3FG-3FGA	PCT	FT-FTA	PCT	OFF	DEF	TOT	AVG	PF	A	TO	BLK	STL	PTS	AVG	
vs California	11/03/2025	74-65	W	29-75	.387	6-22	.273	10-16	.625	27	22	49	49.0	17	15	14	8	15	74	74.0	
Furman	11/10/2025	96-48	W	37-66	.561	10-25	.400	12-22	.545	11	26	37	43.0	16	28	12	2	14	96	85.0	
at Austin Peay	11/12/2025	75-65	W	26-55	.473	8-21	.381	15-25	.600	15	25	40	42.0	19	15	20	6	6	75	81.7	
at Western Ky.	11/19/2025	87-49	W	33-75	.440	12-33	.364	9-12	.750	25	23	48	43.5	17	19	12	8	19	87	83.0	
Alabama St.	11/21/2025	92-38	W	31-73	.425	11-30	.367	19-25	.760	18	30	48	44.4	15	22	7	6	15	92	84.8	
Total		424		156-344	.453	47-131	.359	65-100	.650	96	126	222	44.4	84	99	65	30	69	424	84.8	
Opponents		265		96-278	.345	31-109	.284	42-72	.583	59	106	165	33.0	92	54	110	16	30	265	53.0	

Vanderbilt Averages

Games Played	Points/ game	FG Pct	3FG Pct	FT Pct	Rebounds/ game	Assists/ game	Turnovers/ game	Assist/Turnover ratio	Steals/ game	Blocks/ game
5	84.8	45.3	35.9	65.0	44.4	19.8	13.0	1.5	13.8	6.0





2025-26 GAME COMPARISON

Opponent	1st	2nd	3rd	4th	Final	Mar	Total FG	FG Pct	3-Pointers	3FG Pct	Free Throws	FT Pct	Rebs	Mar	Ast	TOver	Block	Steal	Fouls
vs. California	18-18	13-15	24-9	19-23	74-65	+9	29-75/26-67	.387/.388	6-22/7-28	.273/.250	10-16/6-13	.625/.462	49/41	+8	15/18	14/17	8/4	15/8	17/14
Furman	21-13	22-9	28-10	25-16	96-48	+48	37-66/17-51	.561/.333	10-25/7-21	.400/.333	12-22/7-21	.561/.333	37/28	+9	28/9	12/28	2/2	14/5	16/21
at Austin Peay	21-19	17-14	25-18	12-14	75-65	+10	26-55/22-55	.473/.393	8-21/6-24	.381/.250	15-25/15-20	.600/.750	40/28	+12	15/11	20/15	6/0	6/6	19/21
at Western Ky.	23-11	23-13	24-15	17-10	87-49	+38	33-67/18-55	.493/.327	12-31/6-18	.387/.333	9-12/7-11	.750/.636	43/27	+16	16/10	13/24	6/3	18/7	16/21
Alabama State	24-9	26-13	27-6	15-10	92-38	+54	31-73/13-48	.425/.271	11-30/5-18	.367/.278	19-25/7-14	.760/.500	48/36	+12	22/6	7/25	6/3	15/4	15/22
SEASON TOTAL	107-70	101-64	128-59	88-73	424-265	+159	156-344/96-278	.453/.345	47-131/31-109	.359/.284	65-100/42-72	.650/.583	222/165	+57	99/54	65/110	30/16	69/30	84/92
SEASON AVG	21.4-14.0	20.2-12.8	25.5-11.6	17.6-14.6	84.8-53.0	+31.8	31.2-68.8/19.2-55.6		9.4-26.2/6.2-21.8		13.0-20.0/8.4-14.4		44.4/33.0	+11.4	19.8/10.8	13.0/22.0	6.0/3.2	13.8/6.0	16.8/18.4

SEASON HIGH | SEASON LOW





SHEA RALPH

HEAD COACH

FIFTH SEASON
UConn • '01

Shea Ralph was named the sixth head coach in Vanderbilt women's basketball history on April 13, 2021. The 2025-26 campaign marks her fifth season leading the Commodores.

Ralph has given the Vanderbilt women's basketball program a resurgence in her short time in the Music City. Using her experience as a player and coach at one of the premier women's basketball programs in the nation, Ralph has brought the Commodores back into the forefront of the NCAA women's basketball landscape.

The Fayetteville, North Carolina, native and UConn graduate has guided the Does to the NCAA Tournament in 2023-24 and 2024-25. It marks the first time that Vanderbilt made consecutive March Madness appearances since earning 15-straight bids from 1999-2014.

Ralph has gone 73-59 (.553) during her four seasons in the Music City, while she is 45-21 (.682) over her last two seasons, which includes 17 victories over SEC teams. Ralph has collected four wins over ranked teams at Vanderbilt and she is the only Commodore women's basketball head coach to defeat in-state rival Tennessee twice in the same season (2024-25).

Ralph recruited and developed Vanderbilt's first National Freshman of the Year recipient, as Mikayla Blakes earned the USBWA Tamika Catchings National Freshman of the Year Award in 2024-25.

The fourth-year head coach has developed a pair of All-Americans at Vanderbilt, with both Mikayla Blakes and Khamil Pierre earning All-American status in 2024-25. She has coached a total of three All-SEC players (Mikayla Blakes (1st - 2024-25), Iyana Moore (2nd -2023-24) and Caja Harbison 2nd - 2022-23)) and has had four Commodores named to the All-SEC Freshman Team. Additionally, she has had nine student-athletes selected to the SEC Academic Honor Roll.

In her fourth season in 2024-25, Ralph guided the Commodores to a 22-11 overall record and an 8-8 mark in SEC play. She led Vanderbilt to its second-straight NCAA Tournament, earning an at-large bid as the No. 7 seed in the Birmingham Region 2.

The 22 wins also marked the first time the Commodores posted back-to-back 20-win seasons since the 2011-12 and 2012-13 campaigns. The Does were ranked in the AP Top 25 and the WBCA Coaches Poll for two weeks during the 2024-25 regular season, marking the first time since 2013-14 that the Commodores have been ranked in both



major polls for multiple weeks. Vanderbilt topped out at No. 23 in both polls on Jan. 28.

The Commodores collected three wins over ranked teams in 2024-25, which include a pair of wins over Tennessee, as Vanderbilt defeated the Lady Vols twice in one season for the first time in program history.

Ralph orchestrated one of the biggest turnarounds in program history during the 2023-24 season, as the Commodores went from being projected last in the SEC preseason polls to earning the program's first bid into the NCAA Tournament in 10 seasons.

Vanderbilt went 23-10 in Year 3 under Ralph's direction, as the Commodores made their first appearance in the NCAA Tournament since the 2013-14 campaign. The 23 wins marked an 11-win improvement from a season ago, which is the second-largest win improvement from one season to the next in program history.

Ralph orchestrated one of the biggest turnarounds in program history during the 2023-24 season, as the Commodores went from being projected last in the SEC preseason polls to earning the program's first bid into the NCAA Tournament in 10 seasons.

Vanderbilt went 23-10 in Year 3 under Ralph's direction, as the Commodores made their first appearance in the NCAA Tournament since the 2013-14 campaign. The 23 wins marked an 11-win improvement from a season ago, which is the second-largest win improvement from one season to the next in program history.

The Commodores went out and proved the preseason prognosticators wrong in 2023-24, as Vandy finished sixth in the SEC after being picked 13th in the Preseason SEC Coaches Poll and 14th in the Preseason SEC Media Poll. The Does went 9-7 in SEC play and won a program-record six road SEC games. The nine SEC wins were the most for Vanderbilt since the 2012-13 campaign. The Commodores earned the No. 6 seed in the 2024 SEC Women's Basketball Tournament, which was the program's highest seed at the SEC Tournament since 2011.

Vanderbilt's at-large bid into the 2024 NCAA Tournament marked the second time in her three seasons that Ralph has led the Commodores to the postseason.

A total of three Commodores earned All-SEC honors in Year 3 under Ralph. Iyana Moore made her first appearance on the All-SEC second team, while Jordyn Cambridge was named to the All-SEC defensive team for a school-record third time. Khamil Pierre was named to the All-SEC freshman team, making her the third Commodore to earn a spot on the team under Ralph, joining Moore and Sacha Washington. Pierre was also named SEC Freshman of the Week a program record five times during the season.

Vanderbilt's hard-nosed and gritty approach helped the Commodores become one of the elite defensive teams in the SEC, as Vandy ranked third in steals per game at 10.2 steals. The Does' 315 steals during the 2023-24 campaign are the third-most in a season in program history.

THE RALPH FILE

Vanderbilt (2021-Current) Head Coach

- 78-59 overall record in four seasons at Vanderbilt
- Led the Commodores to each of the last two NCAA Tournaments, marking the first time Vanderbilt has earned consecutive March Madness bids since going to 15-straight from 1999-2014
- First Vanderbilt women's coach to defeat Tennessee twice in the same season (2024-25)
- Guided Vanderbilt to its first NCAA Tournament bid since the 2014 NCAA Tournament in 2023-24 and posted the Does' first NCAA Tournament victory since 2013
- Posted the largest win improvement from one season to next in school history during the 2023-24 season, as Vandy's 23 victories marked an 11-win improvement from 2022-23
- Led Vanderbilt to its first postseason bid since the 2013-14 campaign with an appearance in the 2022 WNIT in her debut season in 2021-22
- Guided Vandy to a school record six SEC road wins in '23-'24
- Five players have earned All-SEC honors under Ralph

UConn (2008-2021) Assistant Coach

- 462-22 in 13 seasons as an assistant coach at UConn
- Won Six NCAA National Championships
- 12 Final Four Appearances
- 16 Conference Titles
- Coached 21 WNBA Draft Picks, 9 top-5 picks, three No. 1 picks

Pittsburgh (2003-2008) Assistant Coach

- 86-66 in five seasons as an assistant coach at Pittsburgh
- 2008 Sweet 16 Appearance
- Two NCAA Tournament Appearances (2007 & 08)
- 2006 WNIT Final Four

UConn (1996-2001) Player

- Drafted by Utah Starzz in 2001 WNBA Draft
- Scored 1,678 career points, Ranks 8th in UConn history
- Won 2000 NCAA National Championship
- 2000 NCAA Women's Final Four MVP
- 2000 Big East Player of the Year
- 2000 All-American
- 2000 Sports Illustrated Women's College Player of the Year
- Honda Award Winner





Vanderbilt was hit hard with a plethora of preseason injuries to begin the 2022-23 campaign. Coach Ralph was able to rally the Commodores and record a second-straight double-digit win season, marking the first time in six years that Vandy has posted back-to-back double-digit win campaigns.

During the 2022-23 campaign, Ralph guided Vanderbilt to a winning record inside Memorial Gymnasium for the 38th time in the last 40 seasons. The Commodores won nine games at Memorial Gym, which included victories over Texas A&M, Arkansas, and Kentucky.



Ralph was key in the development of Cija Harbison, who transferred into the program for her graduate season and became one of the most prolific scorers in the SEC. Harbison earned second team All-SEC honors after averaging 19.6 points per game and shot 40.6% from the field. The only player in the SEC to score 40 points in a game this season, Harbison had three outings with 30-plus points among the 23 times she has scored in double figures while recording the highest scoring average of her collegiate career. Harbison has led the Commodores in scoring 16 times, assists on 20 occasions and steals in 15 games. Harbison tied a school record with 41 points and added five steals in a January win over Texas A&M.

In her inaugural season, Ralph led Vanderbilt to its first postseason appearance since 2014. The Commodores reached the third round of the Women's National Invitation Tournament, their longest postseason run since 2013. Vanderbilt also recorded its first SEC Tournament victory in six years when it defeated Texas A&M 85-69 on March 2, 2022.

In all, Ralph accrued the third-most wins of any women's basketball coach in a debut season. That included a 63-59 victory against No. 15 Florida in Memorial Gymnasium on Feb. 24, 2022, the program's first win against a ranked opponent since 2020. Ralph wasted no time helping individual student-athletes realize their full potential. Jordyn Cambridge, Iyana Moore and Sacha Washington earned All-SEC accolades during the 2021-22 campaign. Cambridge recorded the program's first postseason triple-double during the SEC Tournament, while she and Moore contributed to a program-record 17 3-pointers against Alabama State on Dec. 28, 2021.

A seven-time national champion as a student-athlete or coach, Ralph arrived at Vanderbilt after spending the previous 13 seasons as an assistant coach alongside Geno Auriemma at the University of Connecticut. While serving as a coach at her alma mater, Ralph helped guide the Huskies to 12 Final Four appearances and six national championships, including an NCAA record four-consecutive titles from 2013-16.

Ralph was an instrumental figure in recruiting and player development with the Huskies.

She mentored standouts like Paige Bueckers, who in

RALPH BY THE RECORD

SEASON	TEAM	OVERALL	CONF.	CONF. FINISH	POSTSEASON
1996-97	UConn (Player)	33-1	18-0	1st	Elite Eight
1997-98	UConn (Redshirted)	34-3	17-1	1st	Elite Eight
1998-99	UConn (Player)	29-5	17-1	T-1st	Sweet 16
1999-00	UConn (Player)	36-1	18-0	T-1st	NCAA Champions
2000-01	UConn (Player)	32-3	17-1	1st	Final Four
2003-04	Pittsburgh (AC)	6-20	2-14	13th	--
2004-05	Pittsburgh (AC)	13-15	5-11	10th	--
2005-06	Pittsburgh (AC)	22-11	9-7	T-6th	WNIT Final Four
2006-07	Pittsburgh (AC)	24-9	10-6	T-5th	NCAA 2nd Round
2007-08	Pittsburgh (AC)	24-11	10-6	T-5th	Sweet 16
2008-09	UConn (AC)	39-0	16-0	1st	NCAA Champions
2009-10	UConn (AC)	39-0	16-0	1st	NCAA Champions
2010-11	UConn (AC)	36-2	16-0	1st	Final Four
2011-12	UConn (AC)	33-5	13-3	T-2nd	Final Four
2012-13	UConn (AC)	35-4	14-2	2nd	NCAA Champions
2013-14	UConn (AC)	40-0	18-0	1st	NCAA Champions
2014-15	UConn (AC)	38-1	18-0	1st	NCAA Champions
2015-16	UConn (AC)	38-0	18-0	1st	NCAA Champions
2016-17	UConn (AC)	36-1	16-0	1st	Final Four
2017-18	UConn (AC)	36-1	16-0	1st	Final Four
2018-19	UConn (AC)	35-3	16-0	1st	Final Four
2019-20	UConn (AC)	29-3	16-0	1st	NCAA Tournament Canceled
2020-21	UConn (AC)	28-2	18-0	1st	Final Four
2021-22	Vanderbilt (HC)	16-19	4-12	T-12th	WNIT Sweet 16
2022-23	Vanderbilt (HC)	12-19	3-13	12th	--
2023-24	Vanderbilt (HC)	23-10	9-7	6th	NCAA 1st Round
2024-25	Vanderbilt (HC)	22-11	8-8	T-8th	NCAA 1st Round
2025-26	Vanderbilt (HC)	5-0	0-0	--	--

RALPH OVERALL CAREER RECORD

SCHOOL	POS.	RECORD	CONF	POSTSEASON
UConn (1996-01)	Player	164-13	87-3	5 NCAA Tourn. • 1 NCAA Title • 2 Final Fours • 4 Elite Eights • 5 Sweet 16
Pittsburgh (2003-08)	Ast. Coach	89-66	36-44	2 NCAA Tourn. • 1 Sweet 16 • 2 NCAA 2nd Rd • 1 WNIT Final Four
UConn (2008-21)	Ast. Coach	462-19	211-5	12 NCAA Tourn. • 6 NCAA Title • 12 Final Fours • 4 Perfect Seasons
Vandy (2021-Pres.)	Head Coach	78-59	24-40	2 NCAA Tourn. • 1 WNIT Sweet 16
TOTAL	28 Seasons	794-157	358-92	21 NCAA Tourn. • 7 NCAA Titles • 14 Final Fours • 18 Elite Eights

RALPH UCONN PLAYING STATS

YEAR	GP	MIN	AVG	FG	FGA	FG%	3FG	3FGA	3P%	FT	FTA	FT%	REB	AVG	AST	AVG	TO	STL	AVG	PTS	AVG
1996-97	31	676	21.8	116	209	.555	7	30	.233	115	138	.833	140	4.5	59	1.9	65	35	1.1	354	11.4
1997-98																					
REDSHIRTED - INJURY																					
1998-99	30	727	24.2	164	277	.559	31	75	.413	144	180	.800	113	3.8	94	3.1	78	69	3.1	503	16.8
1999-00	37	1051	28.4	184	295	.624	22	55	.400	139	170	.818	138	3.7	181	4.9	90	95	4.9	529	14.3
2000-01	30	710	23.7	98	189	.519	21	63	.333	75	93	.806	119	4.0	122	4.1	57	53	4.1	292	9.7
TOTAL	128	3164	24.7	562	970	.579	81	223	.363	473	747	.814	510	4.0	456	3.6	290	252	2.0	1678	13.1

2020-21 became the first freshman to sweep the major national player-of-the-year awards: the Naismith Trophy, Associated Press Player of the Year, USBWA National Player of the Year, Lieberman Award and Wooden Award.

In all, Ralph worked with 21 WNBA draft picks at UConn, including nine top-five picks and three No. 1 overall selections: Tina Charles, Maya Moore and Breanna Stewart.

Prior to returning to UConn as an assistant, Ralph spent five seasons at the University of Pittsburgh from 2003-08. She was instrumental in a period of unprecedented success, helping the Panthers improve from single-digit victories to at least 22 victories in each of her final three seasons. Pitt also reached the Sweet 16 for the first time in program history in 2008.

As one of the most celebrated student-athletes in women's basketball history, Ralph ranks eighth in UConn's storied record book with 1,678 points. She also ranks among the program's all-time top 10 in career assists (456), steals (252) and field goal percentage (57.9). Ralph graduated from Connecticut in 2001 with a degree in exercise physiology.

In leading UConn to a national championship in 2000, Ralph was named an All-American and Big East Player of the Year. She was selected as the most valuable player in the 2000 NCAA Women's Final Four. She also won the Honda Award, presented to the premier female student-athlete in 12 collegiate sports, and the "Sports Illustrated for Women" Player of the Year.

Ralph was selected by the Utah Starzz in the 2001 WNBA Draft, but was unable to pursue a professional career due to a knee injury.

Ralph and her husband, Tom Garrick, have one daughter, Maysen. Currently a member of the Vanderbilt coaching staff, Garrick served as head coach of the UMass-Lowell women's basketball program from 2018-21 and previously served as a Vanderbilt assistant from 2009-15.

Her mother, Marsha Lake, is a trailblazer in women's college basketball, as she is the first All-American from the University of North Carolina and was a member of Team USA with Pat Summitt at the 1973 World University games in Soviet Russia.





1 MIKAYLA BLAKES

@MikaylaBlakes
@MikaylaBlakes
@MikaylaBlakes

G • 5-8 • So. • Somerset, N.J. • Rutgers Prep HS

SEASON HIGHS

Points • 30 • at Western Kentucky (11/21/25)
FG Made • 11 • at Western Kentucky (11/21/25)
FG Attempts • 27 • vs. California (11/3/25)
3-Pt Made • 5 • at Western Kentucky (11/19/25)
3-Pt Attempt • 9 • 2x, Last: at Western Ky. (11/19/25)
FT Made • 8 • 2x, Last: Alabama State (11/21/25)
FT Attempt • 11 • at Austin Peay (11/12/25)
Rebounds • 10 • at Western Kentucky (11/19/25)
Assists • 5 • Alabama State (11/21/25)
Steals • 6 • at Western Kentucky (11/19/25)
Blocks • 1 • 3x, Last: at Western Kentucky (11/19/25)
Minutes • 40 • vs. California (11/3/25)

CAREER HIGHS

Points • 55 • at Auburn (02/18/25)
FG Made • 16 • at Florida (01/30/25)
FG Attempts • 28 • at Auburn (02/18/25)
3-Pt Made • 7 • Last: at Oklahoma (02/20/25)
3-Pt Attempt • 14 • at Miami (12/04/24)
FT Made • 23 • at Auburn (02/18/25)
FT Attempt • 24 • at Auburn (02/18/25)
Rebounds • 10 • at Western Kentucky (11/19/25)
Assists • 8 • Hampton (11/20/24)
Steals • 7 • Appalachian State (12/1/24)
Blocks • 2 • LSU (01/13/25)
Minutes • 45 • Auburn (02/18/25)

- Preseason All-SEC First Team - Coaches & Media (2025-26)
- Won Gold with Team USA & earned MVP at 2025 FIBA Women's AmeriCup
- Holds the highest career scoring avg among active SEC players at 23.3 ppg
- Six-time All-American
- SEC Single-Game Scoring Record Holder with 55 pts at Auburn on Feb. 18, 2025
- NCAA DI Freshman Single-Game Scoring Record Holder with 55 points
- 2nd NCAA player to score 53-plus pts in a game 2x in the same season (2024-25)
- USBWA Tamika Catchings National Freshman of the Year (2024-25)
- SEC Freshman of the Year (2024-25)
- SEC Newcomer of the Year - USA Today (2024-25)
- All-SEC First Team (2024-25)

SUPERLATIVES	'25-26 CAREER		SUPERLATIVES	'25-26 CAREER	
10+ POINTS	4	36	5+ STEALS	1	4
15+ POINTS	4	32	3+ STEALS	4	21
20+ POINTS	3	24	2+ BLOCKS	--	1
25+ POINTS	3	13	DOUBLE-DOUBLES	--	--
30+ POINTS	1	6	LED VANDY IN PTS	3	22
40+ POINTS	--	2	LED VANDY IN REB	--	2
50+ POINTS	--	2	LED VANDY IN AST	--	11
MADE 3+ 3-PT FG	--	8	LED VANDY IN STL	3	12
10+ REBS	1	1	LED VANDY IN BLK	1	6
5+ ASSISTS	1	10			
3+ ASSISTS	4	23			

GAME-BY-GAME

DATE	OPPONENT	GS	MIN	FGM/A	FG%	3FG/A	3P%	FTM/A	FG%	OFF	DEF	TOT	AVG	PF	AST	T/O	BLK	STL	PTS	AVG
11.3.25	CALIFORNIA	*	40:00	9-27	.333	2-9	.222	7-10	.700	1	3	4	4.0	1	1	2	1	3	27	27.0
11.10.25	FURMAN	*	29:29	6-14	.429	2-6	.333	1-4	.250	1	3	4	4.0	2	4	2	1	4	15	21.0
11.12.25	AT AUSTIN PEAY	*	37:37	8-20	.400	2-8	.250	8-11	.727	1	0	1	3.0	3	3	6	0	2	26	22.7
11.19.25	AT WESTERN KY.	*	25:15	11-18	.611	5-9	.556	3-4	.750	4	6	10	4.8	1	3	2	0	6	30	24.5
11.21.25	ALABAMA STATE	*	23:48	5-9	.556	1-4	.250	8-9	.889	2	1	3	4.4	2	5	1	0	4	1	23.4
11.23.25	TENNESSEE STATE																			
11.27.25	VS. OREGON STATE																			
11.29.25	VS. BYU OR VA. TECH																			
12.3.25	VIRGINIA																			
12.15.25	SOUTH FLORIDA																			
12.18.25	UALBANY																			
12.20.25	TEXAS SOUTHERN																			
12.28.25	STONEHILL																			
1.1.26	AT ARKANSAS																			
1.4.26	LSU																			
1.8.26	MISSOURI																			
1.11.26	AT TEXAS A&M																			
1.15.26	AT MISSISSIPPI ST.																			
1.19.26	VS. MICHIGAN																			
1.22.26	AUBURN																			
1.25.26	AT SOUTH CAROLINA																			
1.29.26	AT OLE MISS																			
2.1.26	FLORIDA																			
2.5.26	AT KENTUCKY																			
2.9.26	OKLAHOMA																			
2.12.26	TEXAS																			
2.15.26	AT GEORGIA																			
2.22.26	KENTUCKY																			
2.26.26	ALABAMA																			
3.1.26	AT TENNESSEE																			
TOTAL		5	156:09	39-88	.443	12-36	.333	27-38	.711	9	13	22	4.4	9	16	13	2	19	117	23.4

CAREER STATS

YEAR	GP	GS	MIN	AVG	FG	FGA	PCT	3FG	3FGA	3PCT	FT	FTA	PCT	OFF	DEF	TOT	AVG	PF	FO	AST	TO	BLK	STL	PTS	AVG
2024-25	33	32	1062	32.2	250	548	.456	76	222	.342	193	218	.885	48	65	113	3.4	82	2	105	96	8	78	769	23.3
2025-26	5	5	156	31.2	39	88	.443	12	36	.33	27	38	.711	9	13	22	4.4	9	0	16	13	2	19	117	23.4
CAREER	38	37	1218	32.1	289	636	.454	88	258	.341	220	256	.859	57	78	135	3.6	91	2	121	109	10	97	886	23.3





2 JADA BROWN

@_JadaBrown
@BrownJadaa
@JadaBrown_

G • 5-8 • Sr. • Bentonville, Ark. • Bentonville HS

SEASON HIGHS

Points • 10 • Furman (11/10/25)
FG Made • 4 • Furman (11/10/25)
FG Attempts • 9 • at Western Kentucky (11/19/25)
3-Pt Made • 2 • Furman (11/10/25)
3-Pt Attempt • 3 • 3x, Last: at Western Ky. (11/19/25)
FT Made • 4 • Alabama State (11/21/25)
FT Attempt • 4 • Alabama State (11/21/25)
Rebounds • 1 • at Western Kentucky (11/19/25)
Assists • 4 • Alabama State (11/21/25)
Steals • 2 • 3x: Last: Alabama State (11/21/25)
Blocks • 1 • vs. California (11/3/25)
Minutes • 23 • Alabama State (11/21/25)

CAREER HIGHS

Points • 12 • vs. NC State (11/24/22)
FG Made • 4 • 2x, Last: Furman (11/10/25)
FG Attempts • 12 • Samford (11/10/22)
3-Pt Made • 4 • vs. NC State (11/24/22)
3-Pt Attempt • 8 • at LSU (01/01/23)
FT Made • 4 • Alabama State (11/21/25)
FT Attempt • 4 • Alabama State (11/21/25)
Rebounds • 4 • 4x, Last: Radford (12/31/23)
Assists • 5 • Tarleton State (11/15/22)
Steals • 3 • at Western Kentucky (11/19/25)
Blocks • 1 • 3x, Last: California (11/3/25)
Minutes • 42 • Lipscomb (12/18/22)

- Kay Yow Servant Leader Award (2025-26)
- Played in 69 games with 22 career starts at Vanderbilt
- Member of Coach Ralph's first signing class at Vanderbilt
- Her TikTok account has generated 5.7 million likes and 109,000 followers
- Second player from Arkansas in program history and first since 1990-91
- Two-time SEC Winter Academic Honor Roll (2023-24, 2024-25)
- Majoring in Human & Organizational Development

SUPERLATIVES	'25-26 CAREER		SUPERLATIVES	'25-26 CAREER	
10+ POINTS	1	3	3+ ASSISTS	2	3
15+ POINTS	--	--	5+ STEALS	--	--
20+ POINTS	--	--	3+ STEALS	--	--
25+ POINTS	--	--	2+ BLOCKS	--	--
30+ POINTS	--	--	DOUBLE-DOUBLES	--	--
40+ POINTS	--	--	LED VANDY IN PTS	--	--
50+ POINTS	--	--	LED VANDY IN REB	--	--
MADE 3+ 3-PT FG	--	3	LED VANDY IN AST	--	1
10+ REBS	--	--	LED VANDY IN STL	--	--
5+ ASSISTS	--	--	LED VANDY IN BLK	--	--

GAME-BY-GAME

DATE	OPPONENT	GS	MIN	FGM/A	FG%	3FG/A	3P%	FTM/A	FG%	OFF	DEF	TOT	AVG	PF	AST	T/O	BLK	STL	PTS	AVG
11.3.25	CALIFORNIA		04:08	0-1	.000	0-0	.000	0-0	.000	0	0	0	0.0	0	0	0	1	0	0	0.0
11.10.25	FURMAN		18:31	4-6	.667	2-3	.667	0-0	.000	0	0	0	0.0	1	2	0	0	2	10	5.0
11.12.25	AT AUSTIN PEAY		15:46	1-3	.333	1-3	.333	0-0	.000	0	0	0	0.0	0	1	0	0	0	3	4.3
11.19.25	AT WESTERN KY.		21:39	1-9	.111	0-3	.000	0-0	.000	1	0	1	0.3	3	3	1	0	2	2	3.8
11.21.25	ALABAMA STATE		22:48	0-2	.000	0-1	.000	4-4	1.000	0	2	2	0.6	0	4	1	0	2	4	3.8
11.23.25	TENNESSEE STATE																			
11.27.25	VS. OREGON STATE																			
11.29.25	VS. BYU OR VA. TECH																			
12.3.25	VIRGINIA																			
12.15.25	SOUTH FLORIDA																			
12.18.25	UALBANY																			
12.20.25	TEXAS SOUTHERN																			
12.28.25	STONEHILL																			
1.1.26	AT ARKANSAS																			
1.4.26	LSU																			
1.8.26	MISSOURI																			
1.11.26	AT TEXAS A&M																			
1.15.26	AT MISSISSIPPI ST.																			
1.19.26	VS. MICHIGAN																			
1.22.26	AUBURN																			
1.25.26	AT SOUTH CAROLINA																			
1.29.26	AT OLE MISS																			
2.1.26	FLORIDA																			
2.5.26	AT KENTUCKY																			
2.9.26	OKLAHOMA																			
2.12.26	TEXAS																			
2.15.26	AT GEORGIA																			
2.22.26	KENTUCKY																			
2.26.26	ALABAMA																			
3.1.26	AT TENNESSEE																			
TOTAL		0	82:52	6-21	.286	3-10	.300	4-4	1.000	1	2	3	0.6	4	10	2	1	6	19	3.8

CAREER STATS

YEAR	GP	GS	MIN	AVG	FG	FGA	PCT	3FG	3FGA	3PCT	FT	FTA	PCT	OFF	DEF	TOT	AVG	PF	FO	AST	TO	BLK	STL	PTS	AVG
2022-23	30	22	637	21.3	44	150	.293	32	105	.305	12	14	.857	13	19	32	1.1	35	0	24	44	1	14	132	4.4
2023-24	19	0	128	6.7	3	20	.150	2	16	.125	4	6	.667	2	9	11	0.6	12	0	7	6	0	2	12	0.6
2024-25	15	0	78	5.2	7	14	.500	3	7	.429	3	4	.750	5	9	14	0.9	9	0	6	6	0	6	20	1.3
2025-26	5	0	83	16.6	6	21	.286	3	10	.300	4	4	1.000	1	2	3	0.6	4	0	10	2	1	6	19	3.8
CAREER	69	22	926	13.4	60	205	.293	40	138	.290	23	28	.821	21	39	60	0.9	60	0	47	58	2	28	183	2.7





3 AUBREY GALVAN

@AubTheBaller1
@AubTheBaller
@AubTheBaller1

G • 5-6 • Fr. • Deerfield, Ill. • Wilmette Loyola Academy

SEASON HIGHS

Points • 18 • at Austin Peay (11/12/25)
FG Made • 6 • at Austin Peay (11/12/25)
FG Attempts • 14 • vs. California (11/3/25)
3-Pt Made • 3 • at Austin Peay (11/12/25)
3-Pt Attempt • 5 • at Austin Peay (11/12/25)
FT Made • 3 • at Austin Peay (11/12/25)
FT Attempt • 3 • at Austin Peay (11/12/25)
Rebounds • 9 • vs. California (11/3/25)
Assists • 8 • 3x, Last: Alabama State (11/21/25)
Steals • 3 • 2x, Last: Furman (11/10/25)
Blocks • - - - -
Minutes • 40 • at Austin Peay (11/12/25)

CAREER HIGHS

Points • 18 • at Austin Peay (11/12/25)
FG Made • 6 • at Austin Peay (11/12/25)
FG Attempts • 14 • vs. California (11/3/25)
3-Pt Made • 3 • at Austin Peay (11/12/25)
3-Pt Attempt • 5 • at Austin Peay (11/12/25)
FT Made • 3 • at Austin Peay (11/12/25)
FT Attempt • 3 • at Austin Peay (11/12/25)
Rebounds • 9 • vs. California (11/3/25)
Assists • 8 • 3x, Last: Alabama State (11/21/25)
Steals • 3 • 2x, Last: Furman (11/10/25)
Blocks • - - - -
Minutes • 40 • at Austin Peay (11/12/25)

- Her 7 ast vs. Cal were the most by a Vandy player in a debut since 2015-16
- Her 9 reb. vs. Cal were the most by a Commodore in a debut since 2019-20
- Top-ranked point guard in Illinois, according to multiple publications
- Two-time adidas All-American ('23, '24)
- 4-star recruit according to Prospect Nation and named to the site's Elite 150 for the Class of 2025
- Became the first NCAA player since at 1999-00 to open her career with back-to-back games with 7-plus assists and 7-plus rebounds
- Scored 2,132 career points as a prep player
- Works out with WNBA star Jewell Lloyd in the summers and considers the six-time WNBA All-Star a mentor

SUPERLATIVES	'25-26 CAREER		SUPERLATIVES	'25-26 CAREER	
10+ POINTS	2	2	3+ ASSISTS	5	5
15+ POINTS	1	1	5+ STEALS	- -	- -
20+ POINTS	- -	- -	3+ STEALS	2	2
25+ POINTS	- -	- -	2+ BLOCKS	- -	- -
30+ POINTS	- -	- -	DOUBLE-DOUBLES	- -	- -
40+ POINTS	- -	- -	LED VANDY IN PTS	- -	- -
50+ POINTS	- -	- -	LED VANDY IN REB	1	1
MADE 3+ 3-PT FG	1	1	LED VANDY IN AST	3	3
10+ REBS	- -	- -	LED VANDY IN STL	- -	- -
5+ ASSISTS	4	4	LED VANDY IN BLK	- -	- -

GAME-BY-GAME

DATE	OPPONENT	GS	MIN	FGM/A	FG%	3FG/A	3P%	FTM/A	FG%	OFF	DEF	TOT	AVG	PF	AST	T/O	BLK	STL	PTS	AVG
11.3.25	CALIFORNIA	*	39:10	3-14	.214	1-4	.250	0-0	.000	2	7	9	9.0	4	7	3	0	3	7	7.0
11.10.25	FURMAN	*	31:18	5-10	.500	1-4	.250	0-0	.000	2	5	7	8.0	3	8	6	0	3	11	9.0
11.12.25	AT AUSTIN PEAY	*	40:00	6-10	.600	3-5	.600	3-3	1.000	0	2	2	6.0	4	3	2	0	0	18	12.0
11.19.25	AT WESTERN KY.	*	27:08	1-6	.167	1-2	.500	0-0	.000	0	5	5	5.8	0	8	1	0	0	3	9.8
11.21.25	ALABAMA STATE	*	25:50	2-9	.222	0-3	.000	0-0	.000	0	2	2	5.0	0	8	1	0	2	4	8.6
11.23.25	TENNESSEE STATE																			
11.27.25	VS. OREGON STATE																			
11.29.25	VS. BYU OR VA. TECH																			
12.3.25	VIRGINIA																			
12.15.25	SOUTH FLORIDA																			
12.18.25	UALBANY																			
12.20.25	TEXAS SOUTHERN																			
12.28.25	STONEHILL																			
1.1.26	AT ARKANSAS																			
1.4.26	LSU																			
1.8.26	MISSOURI																			
1.11.26	AT TEXAS A&M																			
1.15.26	AT MISSISSIPPI ST.																			
1.19.26	VS. MICHIGAN																			
1.22.26	AUBURN																			
1.25.26	AT SOUTH CAROLINA																			
1.29.26	AT OLE MISS																			
2.1.26	FLORIDA																			
2.5.26	AT KENTUCKY																			
2.9.26	OKLAHOMA																			
2.12.26	TEXAS																			
2.15.26	AT GEORGIA																			
2.22.26	KENTUCKY																			
2.26.26	ALABAMA																			
3.1.26	AT TENNESSEE																			
TOTAL		5	163:26	17-49	.347	6-18	.333	3-3	1.000	4	21	25	5.0	11	34	13	0	8	43	8.6

CAREER STATS

YEAR	GP	GS	MIN	AVG	FG	FGA	PCT	3FG	3FGA	3PCT	FT	FTA	PCT	OFF	DEF	TOT	AVG	PF	FO	AST	TO	BLK	STL	PTS	AVG
2025-26	5	5	163	32.7	17	49	.347	6	18	.333	3	3	1.000	4	21	25	5.0	11	0	34	13	0	8	43	8.6
CAREER	5	5	163	32.7	17	49	.347	6	18	.333	3	3	1.000	4	21	25	5.0	11	0	34	13	0	8	43	8.6





4 MADISON GREENE

@Mad1son_O4

@Mad1son_O4

G • 5-6 • Jr. • Columbus, Ohio • Pickerington Central HS

SEASON HIGHS

Points • - - • - -
FG Made • - - • - -
FG Attempts • - - • - -
3-Pt Made • - - • - -
3-Pt Attempt • - - • - -
FT Made • - - • - -
FT Attempt • - - • - -
Rebounds • - - • - -
Assists • - - • - -
Steals • - - • - -
Blocks • - - • - -
Minutes • - - • - -

CAREER HIGHS

Points • 25 • at Dayton (12/19/24)
FG Made • 7 • 2x, Last: at Dayton (12/19/24)
FG Attempts • 14 • at Dayton (12/19/24)
3-Pt Made • 5 • at South Florida (11/14/24)
3-Pt Attempt • 8 • at South Florida (11/14/24)
FT Made • 8 • at Dayton (12/19/24)
FT Attempt • 10 • at Dayton (12/19/24)
Rebounds • 6 • Alabama A&M (12/29/24)
Assists • 6 • Samford (11/22/24)
Steals • 6 • Lipscomb (11/04/24)
Blocks • 1 • Austin Peay (11/08/24)
Minutes • 41 • Mississippi State (02/13/25)

- Will miss the 2025-25 season due to injury
- Played in 44 games with four career starts at Vanderbilt
- Earned a medical redshirt waiver for the 2023-24 season after missing the final 22 games due to injury
- Led the team in points off the bench at 7.3 ppg in 29 games in '24-25
- First Dore since 2018 to score 25-plus points off the bench in game vs. Dayton on Dec. 19, 2024
- SEC Winter Academic Honor Roll ('25)
- Majoring in Medicine, Health & Society

SUPERLATIVES	'25-26 CAREER	SUPERLATIVES	'25-26 CAREER
10+ POINTS	-- 13	3+ ASSISTS	-- 6
15+ POINTS	-- 5	5+ STEALS	-- 1
20+ POINTS	-- 1	3+ STEALS	-- 5
25+ POINTS	-- 1	2+ BLOCKS	-- --
30+ POINTS	-- --	DOUBLE-DOUBLES	-- --
40+ POINTS	-- --	LED VANDY IN PTS	-- 1
50+ POINTS	-- --	LED VANDY IN REB	-- --
MADE 3+ 3-PT FG	-- 4	LED VANDY IN AST	-- 4
10+ REBS	-- --	LED VANDY IN STL	-- 4
5+ ASSISTS	-- 1	LED VANDY IN BLK	-- --

GAME-BY-GAME

DATE	OPPONENT	GS	MIN	FGM/A	FG%	3FG/A	3P%	FTM/A	FG% OFF	DEF	TOT	AVG	PF	AST	T/O	BLK	STL	PTS	AVG
11.3.25	CALIFORNIA									REDSHIRTING									
11.10.25	FURMAN									REDSHIRTING									
11.12.25	AT AUSTIN PEAY									REDSHIRTING									
11.19.25	AT WESTERN KY.									REDSHIRTING									
11.21.25	ALABAMA STATE									REDSHIRTING									
11.23.25	TENNESSEE STATE									REDSHIRTING									
11.27.25	VS. OREGON STATE									REDSHIRTING									
11.29.25	VS. BYU OR VA. TECH									REDSHIRTING									
12.3.25	VIRGINIA									REDSHIRTING									
12.15.25	SOUTH FLORIDA									REDSHIRTING									
12.18.25	UALBANY									REDSHIRTING									
12.20.25	TEXAS SOUTHERN									REDSHIRTING									
12.28.25	STONEHILL									REDSHIRTING									
1.1.26	AT ARKANSAS									REDSHIRTING									
1.4.26	LSU									REDSHIRTING									
1.8.26	MISSOURI									REDSHIRTING									
1.11.26	AT TEXAS A&M									REDSHIRTING									
1.15.26	AT MISSISSIPPI ST.									REDSHIRTING									
1.19.26	VS. MICHIGAN									REDSHIRTING									
1.22.26	AUBURN									REDSHIRTING									
1.25.26	AT SOUTH CAROLINA									REDSHIRTING									
1.29.26	AT OLE MISS									REDSHIRTING									
2.1.26	FLORIDA									REDSHIRTING									
2.5.26	AT KENTUCKY									REDSHIRTING									
2.9.26	OKLAHOMA									REDSHIRTING									
2.12.26	TEXAS									REDSHIRTING									
2.15.26	AT GEORGIA									REDSHIRTING									
2.22.26	KENTUCKY									REDSHIRTING									
2.26.26	ALABAMA									REDSHIRTING									
3.1.26	AT TENNESSEE									REDSHIRTING									
TOTAL																			

CAREER STATS

YEAR	GP	GS	MIN	AVG	FG	FGA	PCT	3FG	3FGA	3PCT	FT	FTA	PCT	OFF	DEF	TOT	AVG	PF	FO	AST	TO	BLK	STL	PTS	AVG
2023-24	11	0	217	19.7	31	73	.425	10	28	.357	4	6	.667	5	11	16	1.5	22	0	13	14	0	15	76	6.9
2024-25	33	4	672	20.4	78	181	.431	25	71	.352	44	53	.830	19	52	71	2.2	58	0	44	56	1	40	225	6.8
2025-26	--	--	--	--	--	--	--	--	--	--	--	--	--	--	--	--	--	--	--	--	--	--	--	--	--
CAREER	44	4	889	20.2	109	254	.429	35	99	.354	48	59	.814	24	63	87	2.0	80	0	57	70	1	55	301	6.8





8 AVA BLACK

@Ava_Black0501
@Ava_Jaye_Black

G • 5-11 • Fr. • Auburn, N.H. • Tabor Academy (Mass.)

SEASON HIGHS

Points • 11 • Alabama State (11/21/25)
FG Made • 4 • Alabama State (11/21/25)
FG Attempts • 8 • Alabama State (11/21/25)
3-Pt Made • 3 • Alabama State (11/21/25)
3-Pt Attempt • 4 • Alabama State (11/21/25)
FT Made • 1 • Furman (11/10/25)
FT Attempt • 1 • Furman (11/10/25)
Rebounds • 6 • Alabama State (11/21/25)
Assists • 1 • Alabama State (11/21/25)
Steals • 3 • Alabama State (11/21/25)
Blocks • - - - -
Minutes • 22 • Alabama State (11/21/25)

CAREER HIGHS

Points • 11 • Alabama State (11/21/25)
FG Made • 4 • Alabama State (11/21/25)
FG Attempts • 8 • Alabama State (11/21/25)
3-Pt Made • 3 • Alabama State (11/21/25)
3-Pt Attempt • 4 • Alabama State (11/21/25)
FT Made • 1 • Furman (11/10/25)
FT Attempt • 1 • Furman (11/10/25)
Rebounds • 6 • Alabama State (11/21/25)
Assists • 1 • Alabama State (11/21/25)
Steals • 3 • Alabama State (11/21/25)
Blocks • - - - -
Minutes • 22 • Alabama State (11/21/25)

- Made her Vanderbilt debut vs. Furman on Nov. 10
- Ranked as one of New England's top prospects
- Attended the 2023 USA Women's Basketball U16 National Team trails
- First player in program history from New Hampshire
- Two-time All-State selection

SUPERLATIVES	'25-26 CAREER		SUPERLATIVES	'25-26 CAREER	
10+ POINTS	1	1	3+ ASSISTS	--	--
15+ POINTS	--	--	5+ STEALS	--	--
20+ POINTS	--	--	3+ STEALS	1	1
25+ POINTS	--	--	2+ BLOCKS	--	--
30+ POINTS	--	--	DOUBLE-DOUBLES	--	--
40+ POINTS	--	--	LED VANDY IN PTS	--	--
50+ POINTS	--	--	LED VANDY IN REB	--	--
MADE 3+ 3-PT FG	1	1	LED VANDY IN AST	--	--
10+ REBS	--	--	LED VANDY IN STL	--	--
5+ ASSISTS	--	--	LED VANDY IN BLK	--	--

GAME-BY-GAME

DATE	OPPONENT	GS	MIN	FGM/A	FG%	3FG/A	3P%	FTM/A	FG% OFF	DEF	TOT	AVG	PF	AST	T/O	BLK	STL	PTS	AVG	
11.3.25	CALIFORNIA																			
11.10.25	FURMAN		04:19	1-2	.500	0-1	.000	1-1	1.000	0	1	1	1.0	2	0	0	0	3	3.0	
11.12.25	AT AUSTIN PEAY																			
11.19.25	AT WESTERN KY.		12:30	1-3	.333	0-1	.000	0-0	.000	4	0	4	2.5	3	2	0	0	2	2.5	
11.21.25	ALABAMA STATE		21:57	4-8	.500	3-4	.750	0-0	.000	3	3	6	3.7	3	1	0	0	3	5.3	
11.23.25	TENNESSEE STATE																			
11.27.25	VS. OREGON STATE																			
11.29.25	VS. BYU OR VA. TECH																			
12.3.25	VIRGINIA																			
12.15.25	SOUTH FLORIDA																			
12.18.25	UALBANY																			
12.20.25	TEXAS SOUTHERN																			
12.28.25	STONEHILL																			
1.1.26	AT ARKANSAS																			
1.4.26	LSU																			
1.8.26	MISSOURI																			
1.11.26	AT TEXAS A&M																			
1.15.26	AT MISSISSIPPI ST.																			
1.19.26	VS. MICHIGAN																			
1.22.26	AUBURN																			
1.25.26	AT SOUTH CAROLINA																			
1.29.26	AT OLE MISS																			
2.1.26	FLORIDA																			
2.5.26	AT KENTUCKY																			
2.9.26	OKLAHOMA																			
2.12.26	TEXAS																			
2.15.26	AT GEORGIA																			
2.22.26	KENTUCKY																			
2.26.26	ALABAMA																			
3.1.26	AT TENNESSEE																			
TOTAL		0	38:46	6-13	.462	3-6	.500	1-1	1.000	7	4	11	3.7	8	3	0	0	5	16	5.3

CAREER STATS

YEAR	GP	GS	MIN	AVG	FG	FGA	PCT	3FG	3FGA	3PCT	FT	FTA	PCT	OFF	DEF	TOT	AVG	PF	FO	AST	TO	BLK	STL	PTS	AVG
2025-26	3	0	39	12.9	6	13	.462	3	6	.500	1	1	1.000	7	4	11	3.7	8	0	3	0	0	5	16	5.3
CAREER	3	0	39	12.9	6	13	.462	3	6	.500	1	1	1.000	7	4	11	3.7	8	0	3	0	0	5	16	5.3





11 MONIQUE WILLIAMS

@Monique.Williams6

@Monique_Williams11

F • 6-3 • Fr. • Perth, Australia • Willeton Senior HS

SEASON HIGHS

Points • - - • - -
FG Made • - - • - -
FG Attempts • 2 • Alabama State (11/21/25)
3-Pt Made • - - • - -
3-Pt Attempt • - - • - -
FT Made • - - • - -
FT Attempt • - - • - -
Rebounds • 2 • Alabama State (11/21/25)
Assists • - - • - -
Steals • - - • - -
Blocks • - - • - -
Minutes • 9 • Alabama State (11/21/25)

CAREER HIGHS

Points • - - • - -
FG Made • - - • - -
FG Attempts • 2 • Alabama State (11/21/25)
3-Pt Made • - - • - -
3-Pt Attempt • - - • - -
FT Made • - - • - -
FT Attempt • - - • - -
Rebounds • 2 • Alabama State (11/21/25)
Assists • - - • - -
Steals • - - • - -
Blocks • - - • - -
Minutes • 9 • Alabama State (11/21/25)

- Made her Vanderbilt debut vs. Furman on Nov. 10
- Enrolled into Vanderbilt during the 2025 Spring semester, where she practiced with the Commodores for the remainder of 2024-25
- Member of Australia's National Program
- Second player in program history from Australia and first since 1999-00
- Attended Willeton Senior High School in Perth, Australia
- Won Silver w/ Australia at the 2025 FIBA U19 Women's World Cup in Czechia
- Played in eight games in the Basketball Australia Centre of Excellence (CoE)

SUPERLATIVES	'25-26 CAREER	SUPERLATIVES	'25-26 CAREER
10+ POINTS	-- --	3+ ASSISTS	-- --
15+ POINTS	-- --	5+ STEALS	-- --
20+ POINTS	-- --	3+ STEALS	-- --
25+ POINTS	-- --	2+ BLOCKS	-- --
30+ POINTS	-- --	DOUBLE-DOUBLES	-- --
40+ POINTS	-- --	LED VANDY IN PTS	-- --
50+ POINTS	-- --	LED VANDY IN REB	-- --
MADE 3+ 3-PT FG	-- --	LED VANDY IN AST	-- --
10+ REBS	-- --	LED VANDY IN STL	-- --
5+ ASSISTS	-- --	LED VANDY IN BLK	-- --

GAME-BY-GAME

DATE	OPPONENT	GS	MIN	FGM/A	FG%	3FG/A	3P%	FTM/A	FG%	OFF	DEF	TOT	AVG	PF	AST	T/O	BLK	STL	PTS	AVG
11.3.25	CALIFORNIA																			
11.10.25	FURMAN		02:56	0-1	.000	0-0	.000	0-0	.000	0	0	0	0.0	1	0	0	0	0	0	0.0
11.12.25	AT AUSTIN PEAY																			
11.19.25	AT WESTERN KY.		03:42	0-0	.000	0-0	.000	0-0	.000	0	1	1	0.5	0	0	0	0	0	0	0.0
11.21.25	ALABAMA STATE		08:55	0-2	.000	0-0	.000	0-0	.000	2	0	2	1.0	1	0	0	0	0	0	0.0
11.23.25	TENNESSEE STATE																			
11.27.25	VS. OREGON STATE																			
11.29.25	VS. BYU OR VA. TECH																			
12.3.25	VIRGINIA																			
12.15.25	SOUTH FLORIDA																			
12.18.25	UALBANY																			
12.20.25	TEXAS SOUTHERN																			
12.28.25	STONEHILL																			
1.1.26	AT ARKANSAS																			
1.4.26	LSU																			
1.8.26	MISSOURI																			
1.11.26	AT TEXAS A&M																			
1.15.26	AT MISSISSIPPI ST.																			
1.19.26	VS. MICHIGAN																			
1.22.26	AUBURN																			
1.25.26	AT SOUTH CAROLINA																			
1.29.26	AT OLE MISS																			
2.1.26	FLORIDA																			
2.5.26	AT KENTUCKY																			
2.9.26	OKLAHOMA																			
2.12.26	TEXAS																			
2.15.26	AT GEORGIA																			
2.22.26	KENTUCKY																			
2.26.26	ALABAMA																			
3.1.26	AT TENNESSEE																			
TOTAL		0	15:33	0-3	.000	0-0	.000	0-0	.000	2	1	3	1.0	2	0	0	0	0	0	0.0

CAREER STATS

YEAR	GP	GS	MIN	AVG	FG	FGA	PCT	3FG	3FGA	3PCT	FT	FTA	PCT	OFF	DEF	TOT	AVG	PF	FO	AST	TO	BLK	STL	PTS	AVG
2025-26	3	0	16	5.2	0	3	.000	0	0	.000	0	0	.000	2	1	3	1.0	2	0	0	0	0	0	0	0.0
CAREER	3	0	16	5.2	0	3	.000	0	0	.000	0	0	.000	2	1	3	1.0	2	0	0	0	0	0	0	0.0





13 JUSTINE PISSOTT

@JustinePissott
@j.usssssyyy
@JustinePissott

G/F • 6-4 • Sr. • Toms River, N.J. • Tennessee/Red Bank Catholic

SEASON HIGHS

Points • 13 • Furman (11/10/25)
FG Made • 5 • Furman (11/10/25)
FG Attempts • 10 • 3x, Last: at Western Ky. (11/19/25)
3-Pt Made • 4 • at Western Kentucky (11/19/25)
3-Pt Attempt • 8 • 2x, Last: at Western Ky. (11/19/25)
FT Made • 1 • vs. California (11/3/25)
FT Attempt • 2 • vs. California (11/3/25)
Rebounds • 7 • vs. California (11/3/25)
Assists • 6 • Furman (11/10/25)
Steals • 1 • 2x, Last: Alabama State (11/21/25)
Blocks • 3 • vs. California (11/3/25)
Minutes • 39 • vs. California (11/3/25)

CAREER HIGHS

Points • 17 • Dayton (12/20/23)
FG Made • 6 • Dayton (12/20/23)
FG Attempts • 13 • Radford (12/31/23)
3-Pt Made • 5 • Dayton (12/20/23)
3-Pt Attempt • 8 • 2x, Last: vs. California (11/3/25)
FT Made • 4 • at Texas (02/06/25)
FT Attempt • 4 • at Texas (02/06/25)
Rebounds • 7 • 2x, Last: California (11/3/25)
Assists • 6 • Furman (11/10/25)
Steals • 2 • 2x, Last: at Missouri (02/29/24)
Blocks • 3 • 2x, Last: vs. California (11/3/25)
Minutes • 39 • vs. California (11/3/25)

- Matched her career high in rebounds with 7 vs. Cal in the 2025-26 opener
- Appeared in 61 games with 33 starts at Vandy
- Holds a career 3-point percentage of 37.5% at Vandy
- Appeared in six NCAA Tournament games
- First player to transfer to Vanderbilt from Tennessee
- Ranked No. 11 nationally in the Class of 2022 by HoopGurlz/espnW
- McDonald's All-American ('22)
- Her twin sister, Georgia (Gia) plays basketball at the U.S. Naval Academy
- Majoring in Human & Organizational Development

SUPERLATIVES	'25-26 CAREER	SUPERLATIVES	'25-26 CAREER
10+ POINTS	2 11	3+ ASSISTS	1 4
15+ POINTS	-- 2	5+ STEALS	-- --
20+ POINTS	-- --	3+ STEALS	-- --
25+ POINTS	-- --	2+ BLOCKS	1 3
30+ POINTS	-- --	DOUBLE-DOUBLES	-- --
40+ POINTS	-- --	LED VANDY IN PTS	-- --
50+ POINTS	-- --	LED VANDY IN REB	-- 1
MADE 3+ 3-PT FG	2 13	LED VANDY IN AST	-- --
10+ REBS	-- --	LED VANDY IN STL	-- --
5+ ASSISTS	1 1	LED VANDY IN BLK	1 11

GAME-BY-GAME

DATE	OPPONENT	GS	MIN	FGM/A	FG%	3FG/A	3P%	FTM/A	FG%	OFF	DEF	TOT	AVG	PF	AST	T/O	BLK	STL	PTS	AVG
11.3.25	CALIFORNIA	*	38:40	3-10	.300	2-8	.250	1-2	.500	3	4	7	7.0	1	2	1	3	1	9	9.0
11.10.25	FURMAN	*	26:14	5-10	.500	3-7	.429	0-0	.000	0	3	3	5.0	2	6	0	0	0	13	11.0
11.12.25	AT AUSTIN PEAY	*	29:02	1-5	.200	1-4	.250	0-0	.000	1	4	5	5.0	4	4	2	1	0	3	8.3
11.19.25	AT WESTERN KY.	*	20:35	4-10	.400	4-8	.500	0-0	.000	3	1	4	4.8	2	0	3	1	0	12	9.3
11.21.25	ALABAMA STATE	*	17:09	1-5	.200	1-5	.200	0-0	.000	1	4	5	4.8	0	3	0	0	1	3	8.0
11.23.25	TENNESSEE STATE																			
11.27.25	VS. OREGON STATE																			
11.29.25	VS. BYU OR VA. TECH																			
12.3.25	VIRGINIA																			
12.15.25	SOUTH FLORIDA																			
12.18.25	UALBANY																			
12.20.25	TEXAS SOUTHERN																			
12.28.25	STONEHILL																			
1.1.26	AT ARKANSAS																			
1.4.26	LSU																			
1.8.26	MISSOURI																			
1.11.26	AT TEXAS A&M																			
1.15.26	AT MISSISSIPPI ST.																			
1.19.26	VS. MICHIGAN																			
1.22.26	AUBURN																			
1.25.26	AT SOUTH CAROLINA																			
1.29.26	AT OLE MISS																			
2.1.26	FLORIDA																			
2.5.26	AT KENTUCKY																			
2.9.26	OKLAHOMA																			
2.12.26	TEXAS																			
2.15.26	AT GEORGIA																			
2.22.26	KENTUCKY																			
2.26.26	ALABAMA																			
3.1.26	AT TENNESSEE																			
TOTAL		5	131:40	14-40	.350	11-32	.344	1-2	.500	8	16	24	4.8	9	15	6	5		40	8.0

CAREER STATS

*at Tennessee

YEAR	GP	GS	MIN	AVG	FG	FGA	PCT	3FG	3FGA	3PCT	FT	FTA	PCT	OFF	DEF	TOT	AVG	PF	FO	AST	TO	BLK	STL	PTS	AVG
2022-23*	27	0	189	7.0	20	60	.333	12	46	.261	2	2	1.000	6	20	26	1.0	20	0	10	12	4	1	54	2.0
2023-24	33	28	698	21.2	80	225	.356	52	141	.369	12	16	.750	14	57	71	2.2	54	1	25	40	17	10	224	6.8
2024-25	23	0	222	9.6	28	65	.431	19	49	.388	8	12	.667	14	25	39	1.7	22	0	10	10	2	5	83	3.6
2025-26	5	5	132	26.3	14	40	.350	11	32	.344	1	2	.500	8	16	24	4.8	9	0	15	6	5	2	40	8.0
VANDY	61	33	1052	17.2	122	330	.370	82	222	.369	21	30	.700	36	98	134	2.2	85	1	50	56	24	17	347	5.7
CAREER	88	33	1241	14.1	142	390	.364	94	268	.351	23	32	.719	42	118	160	1.8	105	1	60	68	28	18	401	4.6





14 AIYANA MITCHELL

@AiyanaMitchell17

@AiyanaJM22

@AiyanaJM22

F • 6-4 • Jr. • Colorado Springs, Colo. • Fountain-Fort Carson HS

SEASON HIGHS

Points • 12 • 2x, Last: Furman (11/10/25)
FG Made • 6 • vs. California (11/3/25)
FG Attempts • 7 • 2x, Last: at Austin Peay (11/12/25)
3-Pt Made • -- • --
3-Pt Attempt • -- • --
FT Made • 4 • 2x, Last: Alabama State (11/21/25)
FT Attempt • 6 • 2x, Last: Alabama State (11/21/25)
Rebounds • 10 • vs. California (11/3/25)
Assists • 3 • vs. California (11/3/25)
Steals • 3 • vs. California (11/3/25)
Blocks • 3 • vs. California (11/3/25)
Minutes • 25 • vs. California (11/3/25)

CAREER HIGHS

Points • 12 • 2x, Last: Furman (11/10/25)
FG Made • 6 • vs. California (11/3/25)
FG Attempts • 10 • Appalachian St. (12/1/24)
3-Pt Made • --
3-Pt Attempt • --
FT Made • 5 • 2x, Last: South Carolina (02/23/25)
FT Attempt • 6 • 2x, Last: Furman (11/10/25)
Rebounds • 10 • vs. California (11/3/25)
Assists • 3 • vs. California (11/3/25)
Steals • 3 • 3x, Last: vs. California (11/3/25)
Blocks • 4 • at Auburn (02/16/25)
Minutes • 25 • vs. California (11/3/25)

- Has opened 2025-26 on a three-game double-digit scoring streak
- Collected her first career double-double vs. Cal with 12 pts, 10 reb
- Became the first Dore to have a double-double off the bench since Leilani Kapinus vs. Evansville on Dec. 14, 2024
- Appeared in 53 games with one start at Vandy
- Holds a career field goal percentage of 59.0 percent at Vandy
- One of five players to play in all 33 games in 2024-25
- SEC First -Year Academic Honor Roll ('24)
- Collected 20 double-doubles during her high school career
- Majoring in Medicine, Health & Society

SUPERLATIVES

'25-26 CAREER

10+ POINTS	4	6
15+ POINTS	--	--
20+ POINTS	--	--
25+ POINTS	--	--
30+ POINTS	--	--
40+ POINTS	--	--
50+ POINTS	--	--
MADE 3+ 3-PT FG	--	--
10+ REBS	1	1
5+ ASSISTS	--	--

SUPERLATIVES

'25-26 CAREER

3+ ASSISTS	1	1
5+ STEALS	--	--
3+ STEALS	1	3
2+ BLOCKS	1	6
DOUBLE-DOUBLES	1	1
LED VANDY IN PTS	--	--
LED VANDY IN REB	1	3
LED VANDY IN AST	--	--
LED VANDY IN STL	--	1
LED VANDY IN BLK	1	14

GAME-BY-GAME

DATE	OPPONENT	GS	MIN	FGM/A	FG%	3FG/A	3P%	FTM/A	FG%	OFF	DEF	TOT	AVG	PF	AST	T/O	BLK	STL	PTS	AVG
11.3.25	CALIFORNIA		24:32	6-7	.857	0-0	.000	0-2	.000	7	3	10	10.0	3	3	2	3	3	12	12.0
11.10.25	FURMAN		14:18	4-4	1.000	0-0	.000	4-6	.667	3	3	6	8.0	0	1	0	0	1	12	12.0
11.12.25	AT AUSTIN PEAY		20:47	4-7	.571	0-0	.000	2-5	.400	6	3	9	8.3	3	1	3	1	0	10	11.3
11.19.25	AT WESTERN KY.		12:17	0-0	.000	0-0	.000	2-2	1.000	1	4	5	7.5	2	0	2	1	0	2	9.0
11.21.25	ALABAMA STATE		12:39	3-3	1.000	0-0	.000	4-6	.667	3	3	6	7.2	2	0	1	1	1	10	9.2
11.23.25	TENNESSEE STATE																			
11.27.25	VS. OREGON STATE																			
11.29.25	VS. BYU OR VA. TECH																			
12.3.25	VIRGINIA																			
12.15.25	SOUTH FLORIDA																			
12.18.25	UALBANY																			
12.20.25	TEXAS SOUTHERN																			
12.28.25	STONEHILL																			
1.1.26	AT ARKANSAS																			
1.4.26	LSU																			
1.8.26	MISSOURI																			
1.11.26	AT TEXAS A&M																			
1.15.26	AT MISSISSIPPI ST.																			
1.19.26	VS. MICHIGAN																			
1.22.26	AUBURN																			
1.25.26	AT SOUTH CAROLINA																			
1.29.26	AT OLE MISS																			
2.1.26	FLORIDA																			
2.5.26	AT KENTUCKY																			
2.9.26	OKLAHOMA																			
2.12.26	TEXAS																			
2.15.26	AT GEORGIA																			
2.22.26	KENTUCKY																			
2.26.26	ALABAMA																			
3.1.26	AT TENNESSEE																			
TOTAL		0	84:32	17-21	.810	0-0	.000	12-21	.571	20	16	36	7.2	10	5	8	6	5	46	9.2

CAREER STATS

YEAR	GP	GS	MIN	AVG	FG	FGA	PCT	3FG	3FGA	3PCT	FT	FTA	PCT	OFF	DEF	TOT	AVG	PF	FO	AST	TO	BLK	STL	PTS	AVG
2023-24	15	0	58	3.9	6	11	.545	0	0	.000	2	4	.500	4	7	11	0.7	10	0	0	3	4	0	14	0.9
2024-25	33	1	374	11.3	46	85	.541	0	0	.000	26	42	.619	38	53	91	2.8	48	0	14	27	21	17	118	3.6
2025-26	5	0	85	16.9	17	21	.810	0	0	.000	12	21	.571	20	16	36	7.2	10	0	5	8	6	5	46	9.2
CAREER	53	1	516	9.7	69	117	.590	0	0	.000	40	67	.597	62	76	138	2.6	68	0	19	38	31	22	178	3.4





15 NDJAKALENGA MWENENTANDA

@Ndjakalenga

@Ndjakalenga

G • 6-2 • Gr. • Sioux Falls, S.D. • Texas/Washington HS

SEASON HIGHS

Points • 16 • Furman (11/10/25)
FG Made • 6 • Furman (11/10/25)
FG Attempts • 9 • at Western Kentucky (11/19/25)
3-Pt Made • 2 • Furman (11/10/25)
3-Pt Attempt • 4 • at Western Kentucky (11/19/25)
FT Made • 2 • 2x, Last: at Western Ky. (11/19/25)
FT Attempt • 5 • Furman (11/10/25)
Rebounds • 5 • 2x, Last: at Austin Peay (11/12/25)
Assists • 4 • Furman (11/10/25)
Steals • 3 • at Western Kentucky (11/19/25)
Blocks • 1 • 3x, Last: Alabama State (11/21/25)
Minutes • 28 • Furman (11/10/25)

CAREER HIGHS

Points • 19 • vs. Illinois (03/24/25)
FG Made • 7 • 2x, Last: Illinois (03/24/25)
FG Attempts • 12 • at Miss. State (02/27/25)
3-Pt Made • 2 • Furman (11/10/25)
3-Pt Attempt • 3 • 2x, Furman (11/10/25)
FT Made • 8 • Louisiana (11/11/22)
FT Attempt • 9 • Houston Christian (12/21/22)
Rebounds • 11 • at Miss. State (02/27/25)
Assists • 4 • 4x, Last: Missouri (01/30/25)
Steals • 6 • Southeast Missouri St. (11/10/24)
Blocks • 3 • 2x, Last: at Miss. State (02/27/25)
Minutes • 37 • at Mississippi State (02/27/25)

- Ndjakalenga means “a gift of luck” from her mother’s Luba tribe in Congo
- Appeared in 104 games with 18 starts over her three seasons at Texas
- Averaged 4.6 pts and 2.3 reb in 13.4 min per game during in Austin
- Won three Big 12 titles (2 tour., 1 reg. season) and one SEC reg. season title at Texas
- Played in 10 NCAA Tournament games, including a Final Four, two Elite 8s and two Sweet 16s
- Graduated from Texas in 2025 with a Bachelor’s Degree in Psychology
- Played prep ball at Washington HS in Sioux Falls, S.D., where she scored over 1,000 career points and won the AA state title as a junior

SUPERLATIVES

	'25-26 CAREER
10+ POINTS	2 20
15+ POINTS	1 6
20+ POINTS	-- --
25+ POINTS	-- --
30+ POINTS	-- --
40+ POINTS	-- --
50+ POINTS	-- --
MADE 3+ 3-PT FG	-- 1
10+ REBS	-- 1
5+ ASSISTS	-- --

SUPERLATIVES

	'25-26 CAREER
3+ ASSISTS	1 8
5+ STEALS	-- 1
3+ STEALS	-- 2
2+ BLOCKS	1 7
DOUBLE-DOUBLES	-- --
LED VANDY IN PTS	1 1
LED VANDY IN REB	-- --
LED VANDY IN AST	-- --
LED VANDY IN STL	-- --
LED VANDY IN BLK	1 1

GAME-BY-GAME

DATE	OPPONENT	GS	MIN	FGM/A	FG%	3FG/A	3P%	FTM/A	FG%	OFF	DEF	TOT	AVG	PF	AST	T/O	BLK	STL	PTS	AVG
11.3.25	CALIFORNIA	*	14:44	3-4	.750	1-1	1.000	0-0	.000	1	1	2	2.0	2	0	2	0	1	7	7.0
11.10.25	FURMAN	*	27:38	6-8	.750	2-3	.667	2-5	.400	1	4	5	3.5	2	4	0	0	1	16	11.5
11.12.25	AT AUSTIN PEAY	*	18:04	2-5	.400	1-1	1.000	0-0	.000	2	3	5	4.0	0	1	1	1	1	5	9.3
11.19.25	AT WESTERN KY.	*	22:17	4-9	.444	1-4	.250	2-2	1.000	3	0	3	3.8	0	1	1	1	3	11	9.8
11.21.25	ALABAMA STATE	*	16:46	2-6	.333	1-2	.500	0-0	.000	0	1	1	3.2	1	1	1	1	0	5	8.8
11.23.25	TENNESSEE STATE																			
11.27.25	VS. OREGON STATE																			
11.29.25	VS. BYU OR VA. TECH																			
12.3.25	VIRGINIA																			
12.15.25	SOUTH FLORIDA																			
12.18.25	UALBANY																			
12.20.25	TEXAS SOUTHERN																			
12.28.25	STONEHILL																			
1.1.26	AT ARKANSAS																			
1.4.26	LSU																			
1.8.26	MISSOURI																			
1.11.26	AT TEXAS A&M																			
1.15.26	AT MISSISSIPPI ST.																			
1.19.26	VS. MICHIGAN																			
1.22.26	AUBURN																			
1.25.26	AT SOUTH CAROLINA																			
1.29.26	AT OLE MISS																			
2.1.26	FLORIDA																			
2.5.26	AT KENTUCKY																			
2.9.26	OKLAHOMA																			
2.12.26	TEXAS																			
2.15.26	AT GEORGIA																			
2.22.26	KENTUCKY																			
2.26.26	ALABAMA																			
3.1.26	AT TENNESSEE																			
TOTAL		5	99:29	17-32	.531	6-11	.545	4-7	.57	7	9	16	3.2	5	7	5	3	6	44	8.8

CAREER STATS

*at Texas

YEAR	GP	GS	MIN	AVG	FG	FGA	PCT	3FG	3FGA	3PCT	FT	FTA	PCT	OFF	DEF	TOT	AVG	PF	FO	AST	TO	BLK	STL	PTS	AVG
2022-23*	31	3	373	12.0	44	131	.336	3	17	.176	44	63	.698	36	33	69	2.2	52	2	18	29	4	15	135	4.4
2023-24*	35	0	372	10.6	52	116	.448	3	10	.300	21	34	.618	22	36	58	1.7	41	0	23	33	9	11	128	3.7
2024-25*	37	15	632	17.1	82	178	.461	1	18	.056	43	56	.768	48	60	108	2.9	57	0	34	54	21	27	208	5.6
2025-26	5	5	99	19.9	17	32	.531	6	11	.545	4	7	.571	7	9	16	3.2	5	0	7	5	3	6	44	8.8
VANDY	5	5	99	19.9	17	32	.531	6	11	.545	4	7	.571	7	9	16	3.2	5	0	7	5	3	6	44	8.8
CAREER	108	23	1477	13.7	195	457	.427	13	56	.232	112	160	.700	113	138	251	2.3	155	2	82	121	37	59	515	4.8





24 AGA MAKURAT

@a.makurat24

G • 6-3 • Jr. • Sierakowice, Poland. • Sopocka Akademia Tenisowa

SEASON HIGHS

Points • 21 • Alabama State (11/21/25)
FG Made • 8 • Alabama State (11/21/25)
FG Attempts • 15 • Alabama State (11/21/25)
3-Pt Made • 5 • Alabama State (11/21/25)
3-Pt Attempt • 11 • Alabama State (11/21/25)
FT Made • -- • --
FT Attempt • -- • --
Rebounds • 5 • Furman (11/10/25)
Assists • 1 • 2x, Last: at Western Kentucky (11/19/25)
Steals • 3 • at Western Kentucky (11/19/25)
Blocks • 1 • Furman (11/10/25)
Minutes • 23 • at Western Kentucky (11/19/25)

CAREER HIGHS

Points • 21 • Alabama State (11/21/25)
FG Made • 8 • Alabama State (11/21/25)
FG Attempts • 15 • Alabama State (11/21/25)
3-Pt Made • 5 • 2x, Last: Alabama State (11/21/25)
3-Pt Attempt • 11 • Alabama State (11/21/25)
FT Made • 3 • Western Kentucky (11/15/23)
FT Attempt • 4 • Western Kentucky (11/15/23)
Rebounds • 7 • at South Carolina (01/28/24)
Assists • 3 • 3x, Last: App. State (12/01/24)
Steals • 3 • at Western Kentucky (11/19/25)
Blocks • 3 • Florida (01/07/24)
Minutes • 24 • at South Carolina (01/28/24)

- Appeared in 52 games with three starts at Vandy
- Represented Poland in the FIBA U20 EuroBasket ('24), FIBA U18 Euro Champ. ('22) and FIBA U16 Euro Champ. ('20)
- First player from Poland in program history
- Participated in the NBA Academy team ('23) and led her team to an undefeated record
- Has two older sisters, Anna (UConn) and Ola (Utah), that played NCAA Division I women's basketball
- Majoring in Human & Organizational Development

SUPERLATIVES	'25-26 CAREER		SUPERLATIVES	'25-26 CAREER	
10+ POINTS	1	5	3+ ASSISTS	--	3
15+ POINTS	1	3	5+ STEALS	--	--
20+ POINTS	1	1	3+ STEALS	--	--
25+ POINTS	--	--	2+ BLOCKS	--	5
30+ POINTS	--	--	DOUBLE-DOUBLES	--	--
40+ POINTS	--	--	LED VANDY IN PTS	--	2
50+ POINTS	--	--	LED VANDY IN REB	--	1
MADE 3+ 3-PT FG	5	5	LED VANDY IN AST	--	--
10+ REBS	--	--	LED VANDY IN STL	--	1
5+ ASSISTS	--	--	LED VANDY IN BLK	1	8

GAME-BY-GAME

DATE	OPPONENT	GS	MIN	FGM/A	FG%	3FG/A	3P%	FTM/A	FG%	OFF	DEF	TOT	AVG	PF	AST	T/O	BLK	STL	PTS	AVG
11.3.25	CALIFORNIA		06:06	0-0	.000	0-0	.000	0-0	.000	1	0	1	1.0	1	0	1	0	0	0	0.0
11.10.25	FURMAN		17:30	1-3	.333	0-1	.000	0-0	.000	1	4	5	3.0	0	1	0	1	0	2	1.0
11.12.25	AT AUSTIN PEAY		06:54	0-0	.000	0-0	.000	0-0	.000	0	1	1	2.3	0	1	1	0	0	0	0.7
11.19.25	AT WESTERN KY.		22:10	3-9	.333	1-6	.167	0-0	.000	1	2	3	2.5	2	0	0	1	3	7	2.3
11.21.25	ALABAMA STATE		20:19	8-15	.533	5-11	.455	0-0	.000	0	0	0	2.0	3	0	0	0	1	21	6.0
11.23.25	TENNESSEE STATE																			
11.27.25	VS. OREGON STATE																			
11.29.25	VS. BYU OR VA. TECH																			
12.3.25	VIRGINIA																			
12.15.25	SOUTH FLORIDA																			
12.18.25	UALBANY																			
12.20.25	TEXAS SOUTHERN																			
12.28.25	STONEHILL																			
1.1.26	AT ARKANSAS																			
1.4.26	LSU																			
1.8.26	MISSOURI																			
1.11.26	AT TEXAS A&M																			
1.15.26	AT MISSISSIPPI ST.																			
1.19.26	VS. MICHIGAN																			
1.22.26	AUBURN																			
1.25.26	AT SOUTH CAROLINA																			
1.29.26	AT OLE MISS																			
2.1.26	FLORIDA																			
2.5.26	AT KENTUCKY																			
2.9.26	OKLAHOMA																			
2.12.26	TEXAS																			
2.15.26	AT GEORGIA																			
2.22.26	KENTUCKY																			
2.26.26	ALABAMA																			
3.1.26	AT TENNESSEE																			
TOTAL		0	72:59	12-27	.444	6-18	.333	0-0	.000	3	7	10	2.0	6	2	2	2	4	30	6.0

CAREER STATS

YEAR	GP	GS	MIN	AVG	FG	FGA	PCT	3FG	3FGA	3PCT	FT	FTA	PCT	OFF	DEF	TOT	AVG	PF	FO	AST	TO	BLK	STL	PTS	AVG
2023-24	33	3	469	14.2	44	129	.341	29	90	.322	11	14	.786	12	37	49	1.5	29	0	19	32	13	10	128	3.9
2024-25	14	0	143	10.2	17	53	.321	12	42	.286	1	1	1.000	7	21	28	2.0	5	0	10	7	5	3	47	3.4
2025-26	5	0	73	14.6	12	27	.444	6	18	.333	0	0	.000	3	7	10	2.0	6	0	2	2	2	4	30	6.0
CAREER	52	3	685	13.2	73	209	.349	47	150	.313	12	15	.800	22	65	87	1.7	40	0	31	41	20	17	205	3.9





30 TRINITY WILSON

@Trinityy.Wilsonn
@TrinityWilson_BTS
@TrinityWilson30

C • 6-3 • So. • Lakeville, Minn. • Lakeville North HS

SEASON HIGHS

Points • 1 • Furman (11/10/25)
FG Made • - - - - -
FG Attempts • - - - - -
3-Pt Made • - - - - -
3-Pt Attempt • - - - - -
FT Made • 1 • Furman (11/10/25)
FT Attempt • 2 • Furman (11/10/25)
Rebounds • - - - - -
Assists • - - - - -
Steals • 1 • Furman (11/10/25)
Blocks • - - - - -
Minutes • 3 • Furman (11/10/25)

CAREER HIGHS

Points • 6 • West Georgia (12/21/24)
FG Made • 3 • West Georgia (12/21/24)
FG Attempts • 5 • West Georgia (12/21/24)
3-Pt Made • - -
3-Pt Attempt • - -
FT Made • 1 • 2x, Last: Furman (11/10/25)
FT Attempt • 2 • 2x, Last: Furman (11/10/25)
Rebounds • 5 • 2x, Last: Austin Peay (11/08/24)
Assists • 2 • at Missouri (03/02/25)
Steals • 1 • Furman (11/10/25)
Blocks • 1 • 2x, Last: West Georgia (12/21/24)
Minutes • 11 • Lipscomb (11/04/24)

- Played in 12 games, all off the bench, in her first year at Vanderbilt
- Ranked the fifth-best player in Minnesota according to PrepGirlsHoops.com
- Fourth player from Minnesota in program history and first since 2016-17
- Mother Brenda Marquis played at UConn and was a member of the 1995 undefeated NCAA championship team
- Majoring in Human & Organizational Development

SUPERLATIVES	'25-26 CAREER	SUPERLATIVES	'25-26 CAREER
10+ POINTS	-- --	3+ ASSISTS	-- --
15+ POINTS	-- --	5+ STEALS	-- --
20+ POINTS	-- --	3+ STEALS	-- --
25+ POINTS	-- --	2+ BLOCKS	-- --
30+ POINTS	-- --	DOUBLE-DOUBLES	-- --
40+ POINTS	-- --	LED VANDY IN PTS	-- --
50+ POINTS	-- --	LED VANDY IN REB	-- --
MADE 3+ 3-PT FG	-- --	LED VANDY IN AST	-- --
10+ REBS	-- --	LED VANDY IN STL	-- --
5+ ASSISTS	-- --	LED VANDY IN BLK	-- --

GAME-BY-GAME

DATE	OPPONENT	GS	MIN	FGM/A	FG%	3FG/A	3P%	FTM/A	FG% OFF	DEF	TOT	AVG	PF	AST	T/O	BLK	STL	PTS	AVG
11.3.25	CALIFORNIA																		
DNP - COACHES CHOICE																			
11.10.25	FURMAN		02:56	0-0	.000	0-0	.000	1-2	.500	0	0	0.0	1	0	2	0	1	1	1.0
11.12.25	AT AUSTIN PEAY																		
DNP - COACHES CHOICE																			
11.21.25	AT WESTERN KY.		00:45	0-0	.000	0-0	.000	0-0	.000	0	0	0.0	0	0	0	0	0	0	0.5
11.21.25	ALABAMA STATE																		
DNP - INJURY																			
11.23.25	TENNESSEE STATE																		
11.27.25	VS. OREGON STATE																		
11.29.25	VS. BYU OR VA. TECH																		
12.3.25	VIRGINIA																		
12.15.25	SOUTH FLORIDA																		
12.18.25	UALBANY																		
12.20.25	TEXAS SOUTHERN																		
12.28.25	STONEHILL																		
1.1.26	AT ARKANSAS																		
1.4.26	LSU																		
1.8.26	MISSOURI																		
1.11.26	AT TEXAS A&M																		
1.15.26	AT MISSISSIPPI ST.																		
1.19.26	VS. MICHIGAN																		
1.22.26	AUBURN																		
1.25.26	AT SOUTH CAROLINA																		
1.29.26	AT OLE MISS																		
2.1.26	FLORIDA																		
2.5.26	AT KENTUCKY																		
2.9.26	OKLAHOMA																		
2.12.26	TEXAS																		
2.15.26	AT GEORGIA																		
2.22.26	KENTUCKY																		
2.26.26	ALABAMA																		
3.1.26	AT TENNESSEE																		
TOTAL		0	04:09	0-0	.000	0-0	.000	1-2	.500	0	0	0.0	1	0	2	0	1	1	0.5

CAREER STATS

YEAR	GP	GS	MIN	AVG	FG	FGA	PCT	3FG	3FGA	3PCT	FT	FTA	PCT	OFF	DEF	TOT	AVG	PF	FO	AST	TO	BLK	STL	PTS	AVG
2024-25	12	0	55	4.6	8	21	.381	0	0	.000	1	3	.333	5	10	15	1.3	6	0	8	3	2	0	17	1.4
2025-26	2	0	4	2.0	0	0	.000	0	0	.000	1	2	.500	0	0	0	0.0	1	0	0	2	0	1	1	0.5
CAREER	14	0	59	4.5	8	21	.381	0	0	.000	2	5	.400	5	10	15	1.2	7	0	8	5	2	1	18	1.4





32 AALYAH DEL ROSARIO

@Aalyah.Rosario_03

@Aalyah.DelRosario

C • 6-6 • Jr. • Santo Domingo, D. R. • LSU/The Webb School (Tenn.)

SEASON HIGHS

Points • 5 • Furman (11/10/25)
FG Made • 2 • 2x, Last: at Western Ky. (11/19/25)
FG Attempts • 3 • Alabama State (11/21/25)
3-Pt Made • - - - -
3-Pt Attempt • - - - -
FT Made • 2 • 2x, Last: Alabama State (11/21/25)
FT Attempt • 5 • Alabama State (11/21/25)
Rebounds • 5 • at Western Kentucky (11/21/25)
Assists • 2 • Furman (11/10/25)
Steals • 1 • 2x, Last: at Western Kentucky (11/19/25)
Blocks • 3 • a at Western Ky. (11/19/25)
Minutes • 14 • Alabama State (11/21/25)

CAREER HIGHS

Points • 27 • McNeese State (12/12/23)
FG Made • 10 • McNeese State (12/12/23)
FG Attempts • 14 • McNeese State (12/12/23)
3-Pt Made • - -
3-Pt Attempts • - -
FT Made • 7 • McNeese State (12/12/23)
FT Attempt • 14 • McNeese State (12/12/23)
Rebounds • 10 • 2x, Last: Coppin St. (12/20/23)
Assists • 2 • 2x, Last: Furman (11/10/25)
Steals • 2 • 3x, Last: vs. Rice (03/22/24)
Blocks • 4 • Northwestern State (12/17/23)
Minutes • 23 • Texas Southern (11/20/23)

- Transferred to Vanderbilt after two seasons at LSU where she played in 65 games with one start
- Appeared in six NCAA Tournament games and has played in the Elite 8 in each of the last two seasons with the Tigers
- All-SEC Freshman Team (2023-24)
- Five-star recruit and ranked No. 7 in the Class of 2023 and the No. 2 post player by HoopGurlz/espnW
- Won Gold with Team USA at the FIBA U18 World Cup in Argentina ('22)
- Played at The Webb School in Bell Buckle, Tennessee, winning back-to-back state championships as a junior and senior

SUPERLATIVES	'25-26 CAREER	SUPERLATIVES	'25-26 CAREER
10+ POINTS	-- 4	3+ ASSISTS	-- --
15+ POINTS	-- 1	5+ STEALS	-- --
20+ POINTS	-- 1	3+ STEALS	-- --
25+ POINTS	-- 1	2+ BLOCKS	2 9
30+ POINTS	-- --	DOUBLE-DOUBLES	-- 1
40+ POINTS	-- --	LED VANDY IN PTS	-- --
50+ POINTS	-- --	LED VANDY IN REB	-- --
MADE 3+ 3-PT FG	-- --	LED VANDY IN AST	-- --
10+ REBS	-- 2	LED VANDY IN STL	-- --
5+ ASSISTS	-- --	LED VANDY IN BLK	2 2

GAME-BY-GAME

DATE	OPPONENT	GS	MIN	FGM/A	FG%	3FG/A	3P%	FTM/A	FG%	OFF	DEF	TOT	AVG	PF	AST	T/O	BLK	STL	PTS	AVG
11.3.25	CALIFORNIA		05:30	0-0	.000	0-0	.000	2-2	1.000	2	0	2	2.0	2	0	0	0	0	2	2.0
11.10.25	FURMAN		08:21	2-2	1.000	0-0	.000	1-2	.500	0	0	0	1.0	1	2	1	0	1	5	3.5
11.12.25	AT AUSTIN PEAY		03:00	0-0	.000	0-0	.000	0-2	.000	0	2	2	1.3	1	1	1	1	0	0	2.3
11.19.25	AT WESTERN KY.		08:28	2-2	1.000	0-0	.000	1-2	.500	2	3	5	2.3	2	0	1	3	1	5	3.0
11.21.25	ALABAMA STATE		13:38	1-3	.333	0-0	.000	2-5	.400	0	4	4	2.6	1	0	0	2	0	4	3.2
11.23.25	TENNESSEE STATE																			
11.27.25	VS. OREGON STATE																			
11.29.25	VS. BYU OR VA. TECH																			
12.3.25	VIRGINIA																			
12.15.25	SOUTH FLORIDA																			
12.18.25	UALBANY																			
12.20.25	TEXAS SOUTHERN																			
12.28.25	STONEHILL																			
1.1.26	AT ARKANSAS																			
1.4.26	LSU																			
1.8.26	MISSOURI																			
1.11.26	AT TEXAS A&M																			
1.15.26	AT MISSISSIPPI ST.																			
1.19.26	VS. MICHIGAN																			
1.22.26	AUBURN																			
1.25.26	AT SOUTH CAROLINA																			
1.29.26	AT OLE MISS																			
2.1.26	FLORIDA																			
2.5.26	AT KENTUCKY																			
2.9.26	OKLAHOMA																			
2.12.26	TEXAS																			
2.15.26	AT GEORGIA																			
2.22.26	KENTUCKY																			
2.26.26	ALABAMA																			
3.1.26	AT TENNESSEE																			
TOTAL		0	38:57	5-7	.714	0-0	.000	6-13	.462	4	9	13	2.6	7	3	3	6	2	16	3.2

CAREER STATS

*at LSU

YEAR	GP	GS	MIN	AVG	FG	FGA	PCT	3FG	3FGA	3PCT	FT	FTA	PCT	OFF	DEF	TOT	AVG	PF	FO	AST	TO	BLK	STL	PTS	AVG
2023-24*	37	1	416	11.2	60	111	.541	0	0	.000	53	93	.570	47	82	129	3.5	63	0	8	30	30	15	173	4.7
2024-25*	28	0	175	6.3	20	48	.417	0	0	.000	16	33	.485	25	32	57	2.0	39	1	2	12	8	3	56	2.0
2025-26	5	0	39	7.8	5	7	.714	0	0	.000	6	13	.462	4	9	13	2.6	7	0	3	3	6	2	16	3.2
VANDY	5	0	39	7.8	5	7	.714	0	0	.000	6	13	.462	4	9	13	2.6	7	0	3	3	6	2	16	3.2
CAREER	69	1	617	8.9	84	163	.515	0	0	.000	73	134	.545	75	118	193	2.8	108	1	13	45	41	20	241	3.5





35 SACHA WASHINGTON

F • 6-2 • Gr. • Lawrenceville, Ga. • Collins Hill HS

@Sacha_Washington
@Sacha_Washington
@SachaW33

SEASON HIGHS

Points • 15 • at Western Kentucky (11/19/25)
FG Made • 7 • at Western Kentucky (11/19/25)
FG Attempts • 12 • vs. California (11/3/25)
3-Pt Made • - - - -
3-Pt Attempt • - - - -
FT Made • 2 • 2x, Last: at Austin Peay (11/12/25)
FT Attempt • 4 • at Austin Peay (11/12/25)
Rebounds • 10 • at Austin Peay (11/12/25)
Assists • 2 • 2x, Last: at Western Kentucky (11/19/25)
Steals • 4 • vs. California (11/3/25)
Blocks • 2 • 2x, Last: Alabama State (11/12/25)
Minutes • 29 • at Austin Peay (11/12/25)

CAREER HIGHS

Points • 33 • Louisiana Tech (12/03/23)
FG Made • 15 • Louisiana Tech (12/03/23)
FG Attempts • 20 • Louisiana Tech (12/03/23)
3-Pt Made • - -
3-Pt Attempt • 1 • Lipscomb (12/18/22)
FT Made • 10 • Fairfield (11/12/23)
FT Attempt • 16 • Fairfield (11/12/23)
Rebounds • 17 • Fairfield (11/12/23)
Assists • 7 • Fairfield (11/12/23)
Steals • 8 • Louisiana Tech (12/03/23)
Blocks • 6 • Dayton (12/20/23)
Minutes • 40 • Florida (03/07/24)

- Returns to action after missing the 2024-25 season due to a medical condition
- Appeared in 104 games with 77 starts over her five seasons at Vanderbilt
- Became the 41st Commodore to score 1,000 career points and ranks 33rd on the program's all-time scoring list with 1,060 points
- Her 756 career rebounds are most among active SEC players
- Only active SEC player to amass over 1,000 pts, 700 reb, and 100 blk
- One of four active SEC players to score 1,000 career points
- Leads Vanderbilt with 77 career starts and 23 career double-doubles
- All-SEC freshman team ('22)
- Graduate from Vanderbilt in May 2025 with a Bachelor's Degree in Medicine, Health & Society

SUPERLATIVES

	'25-26 CAREER
10+ POINTS	4 53
15+ POINTS	1 21
20+ POINTS	- - 6
25+ POINTS	- - 1
30+ POINTS	- - - -
40+ POINTS	- - - -
50+ POINTS	- - - -
MADE 3+ 3-PT FG	- - - -
10+ REBS	1 25
5+ ASSISTS	- - 2

SUPERLATIVES

	'25-26 CAREER
3+ ASSISTS	- - 8
5+ STEALS	- - 2
3+ STEALS	2 11
2+ BLOCKS	2 30
DOUBLE-DOUBLES	1 23
LED VANDY IN PTS	- - 13
LED VANDY IN REB	1 54
LED VANDY IN AST	- - 5
LED VANDY IN STL	2 7
LED VANDY IN BLK	2 56

GAME-BY-GAME

DATE	OPPONENT	GS	MIN	FGM/A	FG%	3FG/A	3P%	FTM/A	FT%	OFF	DEF	TOT	AVG	PF	AST	T/O	BLK	STL	PTS	AVG
11.3.25	CALIFORNIA	*	27:11	5-12	.417	0-0	.000	0-0	.000	5	3	8	8.0	3	2	2	0	4	10	10.0
11.10.25	FURMAN	*	16:30	3-6	.500	0-0	.000	2-2	1.000	1	3	4	6.0	1	0	1	0	1	8	9.0
11.12.25	AT AUSTIN PEAY	*	28:50	4-5	.800	0-0	.000	2-4	.500	3	7	10	7.3	4	0	4	2	3	10	9.3
11.19.25	AT WESTERN KY.	*	22:57	6-9	.667	0-0	.000	1-2	.500	6	1	7	7.3	2	2	1	1	2	13	10.3
11.21.25	ALABAMA STATE	*	16:11	5-11	.455	0-0	.000	1-1	1.000	4	3	7	7.2	2	0	2	2	1	11	10.4
11.23.25	TENNESSEE STATE																			
11.27.25	VS. OREGON STATE																			
11.29.25	VS. BYU OR VA. TECH																			
12.3.25	VIRGINIA																			
12.15.25	SOUTH FLORIDA																			
12.18.25	UALBANY																			
12.20.25	TEXAS SOUTHERN																			
12.28.25	STONEHILL																			
1.1.26	AT ARKANSAS																			
1.4.26	LSU																			
1.8.26	MISSOURI																			
1.11.26	AT TEXAS A&M																			
1.15.26	AT MISSISSIPPI ST.																			
1.19.26	VS. MICHIGAN																			
1.22.26	AUBURN																			
1.25.26	AT SOUTH CAROLINA																			
1.29.26	AT OLE MISS																			
2.1.26	FLORIDA																			
2.5.26	AT KENTUCKY																			
2.9.26	OKLAHOMA																			
2.12.26	TEXAS																			
2.15.26	AT GEORGIA																			
2.22.26	KENTUCKY																			
2.26.26	ALABAMA																			
3.1.26	AT TENNESSEE																			
TOTAL		5	111:39	23-43	.535	0-0	.000	6-9	.667	19	17	36	7.2	12	4	10	5	11	52	10.4

CAREER STATS

YEAR	GP	GS	MIN	AVG	FG	FGA	PCT	3FG	3FGA	3PCT	FT	FTA	PCT	OFF	DEF	TOT	AVG	PF	FO	AST	TO	BLK	STL	PTS	AVG
2021-22	35	8	708	20.2	104	224	.464	0	0	.000	58	85	.682	113	117	230	6.6	87	2	26	57	19	26	266	7.6
2022-23	31	31	798	25.7	136	294	.463	0	1	.000	72	114	.632	91	137	228	7.4	87	5	35	67	45	25	344	11.1
2023-24	33	33	959	29.1	163	310	.526	0	0	.000	72	117	.615	118	144	262	7.9	91	4	44	90	44	52	398	12.1
2024-25	REDSHIRT SEASON DUE TO INJURY																								
2025-26	5	5	112	22.3	23	43	.535	0	0	.000	6	9	.667	19	17	36	7.2	12	0	4	10	5	11	52	10.4
CAREER	104	77	2577	24.8	426	871	.489	0	1	.000	208	325	.640	341	415	756	7.3	277	11	109	224	113	114	1060	10.2

DATE

Oct. 27, 2025

SITE

FedExForum (Memphis, Tenn.)

TIPOFF

5:30 p.m.

END

7:32 p.m.

ELAPSED

2:12

ATTENDANCE

8,500

DATE

Nov. 3, 2025

SITE

Adidas Arena (Paris, France)

TIPOFF

1:30 p.m.

END

3:24 p.m.

ELAPSED

1:56

ATTENDANCE

5,712

DATE

Nov. 10, 2025

SITE

Memorial Gymnasium (Nashville, Tenn.)

TIPOFF

6 p.m.

END

8:02 p.m.

ELAPSED

2:02

ATTENDANCE

3,352

BLAKES PUTS 40 POINTS ON MEMPHIS

MEMPHIS, Tenn. – Sophomore Mikayla Blakes dropped 40 points on the Memphis Tigers at the 2025 Hoops for St. Jude® Tip Off Classic, presented by Bad Boy Mowers, as the No. 19/21-ranked Vanderbilt women's basketball team posted a 104-68 win at the FedExForum in exhibition action on Monday.

Blakes, the reigning USBWA Tamika Catching National Freshman of the Year, picked up right where she left off in 2024-25. The guard shot a blistering 60 percent from the field, going 12-of-20 from the floor, including a 5-of-10 performance from behind the arc. Blakes filled up the stat sheet at the FedExForum, as she pulled down eight, had four assists and two steals. Her 40-point performance on Monday marks the most points scored by a player inside the FedExForum since Steph Curry's 52-point effort on April 1, 2025.

Vandy quickly jumped out to a double-digit lead against the Tigers, as the Dores opened the game on a 28-6 run. Vanderbilt held a double-figure advantage over the next two and a half quarters, before Memphis went on a 16-4 spurt to cut Vanderbilt's lead to five points with 1:48 remaining in the third. The Dores pushed its lead back out to double figures early in the fourth quarter, as Vanderbilt scored 42 points in the final stanza to claim a 36-point win.

Blakes was one of three double-digit scorers for the Commodores against the Tigers. She was joined by graduate Sacha Washington, who had a double-double with 22 points and 11 rebounds, and senior Justine Pissott, who also registered double-double with 11 points and 10 assists and connected on three shots from behind the arc. It was Washington's first game action since March 22, 2023, after missing last season due to a medical condition.

Vandy shot an even 50 percent from the field on Monday, while holding Memphis to a 38.6 percent success rate from the floor. The Dores did not allow a 3-point field goal, as they held the Tigers to 0-of-17 from behind the arc.

Vanderbilt - 1st																Record: 0-0													
NO. Name	Min.	FG	3P	FT	Rebounds	Fouls	TP	AS	TO	ST	Blocks	BS	BA	+	-	Shooting By Period													
35 Sacha Washington	F 25:37	9-14	0-0	4-6	6	5	11	3	4	22	3	3	0	1	2	30%	3-8	37.5%											
1 Mikayla Blakes	G 34:50	12-20	5-10	1-3	3	5	8	2	16	48	4	4	0	0	0	50%	5-8	62.5%											
3 Aubrey Galvan	G 17:58	2-6	1-3	0-0	1	1	2	1	3	5	4	1	1	0	1	33%	0-0	0%											
13 Justine Pissott	G 30:04	4-10	3-6	0-0	1	2	3	4	1	1	0	2	0	0	2	33%	0-0	0%											
15 Ndjakalenga Mwenetanda	22:40	4-11	0-2	1-2	2	2	4	3	1	1	1	3	0	0	0	0%	0-0	0%											
14 Ayana Mitchell	14:56	1-2	0-0	0-2	2	3	5	1	3	2	0	2	1	0	0	0%	0-0	0%											
2 Jada Brown	21:34	1-2	0-1	1-2	0	0	4	2	0	0	0	0	0	0	0	0%	0-0	0%											
8 Ava Black	06:41	1-2	0-1	0-0	2	1	3	1	0	0	3	0	0	0	0	0%	0-0	0%											
24 Aya Makurat	16:17	1-4	0-4	1-2	0	2	2	2	1	3	1	0	0	0	0	0%	0-0	0%											
32 Ayalah Del Rosario	02:54	3-5	0-0	0-0	0	1	1	0	0	0	0	0	0	0	0	0%	0-0	0%											
Team					3	5	0	0	0	0	0	0	0	0	0														
Totals		38	74	10	28	18	27	19	25	44	22	35	104	29	18	11	5	2	36										
Major Fouls: NONE																													
Vanderbilt - 2nd																				Record: 0-0									
NO. Name	Min.	FG	3P	FT	Rebounds	Fouls	TP	AS	TO	ST	Blocks	BS	BA	+	-	Shooting By Period													
10 Bailey Gilmore	F 12:58	1-2	0-0	2-2	0	0	0	2	0	4	0	2	0	0	0	0%	0-0	0%											
24 Tamara Smith	F 23:46	6-9	0-0	0-0	2	1	3	4	0	12	1	1	1	0	1	0%	0-0	0%											
1 Cori Allen	G 29:17	4-10	0-0	1-3	2	5	7	3	4	8	1	1	1	0	1	0%	0-0	0%											
2 Jordan Hunter	G 29:24	4-8	0-0	3-5	0	1	1	4	1	11	2	0	0	0	0	0%	0-0	0%											
5 Chad Harris	G 20:56	1-11	0-0	1-1	0	1	1	2	1	3	0	2	0	0	1	0%	0-0	0%											
12 Daphn Richmond	17:58	1-8	0-2	1-1	0	2	2	4	2	3	1	4	0	0	0	0%	0-0	0%											
32 Amari Williams	07:41	3-3	0-0	0-0	0	1	0	1	3	1	6	0	2	0	0	0%	0-0	0%											
33 Kennedy Alexander	10:17	1-2	0-1	1-2	0	1	1	2	1	3	0	0	0	0	0	0%	0-0	0%											
7 Paris Gaines	20:11	4-7	0-2	0-2	3	2	5	3	4	8	0	2	0	1	0	0%	0-0	0%											
13 Brooklyn Alexander	11:16	2-6	0-1	5-6	6	3	9	3	5	9	0	0	0	0	0	0%	0-0	0%											
32 JahnNessa Spiers	08:10	0-1	0-1	0-0	1	1	2	1	0	0	1	1	0	0	0	0%	0-0	0%											
22 Brooklyn Charles	05:06	0-3	0-3	0-0	0	0	0	1	0	0	1	0	0	0	0	0%	0-0	0%											
Team					4	3	7	0	0	0	0	2																	
Totals		27	70	17	14	25	35	32	35	7	23	3	2	5	36														
Major Fouls: NONE																													
Vanderbilt - 3rd																				Record: 0-0									
NO. Name	Min.	FG	3P	FT	Rebounds	Fouls	TP	AS	TO	ST	Blocks	BS	BA	+	-	Shooting By Period													
35 Sacha Washington	F 16:30	3-6	0-0	2-2	1	3	4	1	1	0	1	0	0	0	0	0%	0-0	0%											
1 Mikayla Blakes	G 29:29	8-16	2-6	1-1	3	4	2	16	2	4	1	1	1	0	1	33%	0-0	0%											
3 Aubrey Galvan	G 31:18	5-10	1-4	0-0	2	5	7	3	0	11	8	6	3	0	0	0%	0-0	0%											
13 Justine Pissott	G 26:14	5-10	3-7	0-0	0	3	3	2	9	6	0	0	0	0	0	0%	0-0	0%											
15 Ndjakalenga Mwenetanda	14:18	4-6	0-0	4-6	3	3	6	0	5	12	0	1	0	0	0	0%	0-0	0%											
24 Aya Makurat	17:30	1-3	0-1	0-0	1	4	5	0	1	2	0	1	0	0	1	0%	0-0	0%											
32 Jada Brown	18:31	4-6	2-3	0-0	0	0	1	1	10	2	0	2	0	0	0	0%	0-0	0%											
8 Ava Black	04:19	1-2	0-1	1-1	1	1	2	0	0	0	0	0	0	0	0	0%	0-0	0%											
32 Ayalah Del Rosario	08:21	2-2	0-0	1-2	0	0	1	1	5	2	1	0	0	0	0	0%	0-0	0%											
11 Monique Williams	02:56	0-1	0-0	0-0	0	0	0	0	1	0	0	0	0	0	0	0%	0-0	0%											
32 Ayalah Del Rosario	02:56	0-0	0-0	1-2	0	0	1	0	1	0	1	0	0	0	0	0%	0-0	0%											
Team					2	2	0	0	0	0	0	0	0	0	0														
Totals		37	66	10	25	12	25	11	26	16	21	16	48	9	28	12	1	2	148										
Major Fouls: NONE																													
Vanderbilt - 4th																				Record: 0-0									
NO. Name	Min.	FG	3P	FT	Rebounds	Fouls	TP	AS	TO	ST	Blocks	BS	BA	+	-	Shooting By Period													
35 Sacha Washington	F 16:30	3-6	0-0	2-2	1	3	4	1	1	0	1	0	0	0	0	0%	0-0	0%											
1 Mikayla Blakes	G 29:29	8-16	2-6	1-1	3	4	2	16	2	4	1	1	1	0	1	33%	0-0	0%											
3 Aubrey Galvan	G 31:18	5-10	1-4	0-0	2	5	7	3	0	11	8	6	3	0	0	0%	0-0	0%											
13 Justine Pissott	G 26:14	5-10	3-7	0-0	0	3	3	2	9	6	0	0	0	0	0	0%	0-0	0%											
15 Ndjakalenga Mwenetanda	14:18	4-6	0-0	4-6	3	3	6	0	5	12	0	1	0	0	0	0%	0-0	0%											
24 Aya Makurat	17:30	1-3	0-1	0-0	1	4	5	0	1	2	0	1	0	0	1	0%	0-0	0%											
32 Jada Brown	18:31	4-6	2-3	0-0	0	0	1	1	10	2	0	2	0	0	0	0%	0-0	0%											
8 Ava Black	04:19	1-2	0-1	1-1	1	1	2	0	0	0	0	0	0	0	0	0%	0-0	0%											
32 Ayalah Del Rosario	08:21	2-2	0-0	1-2	0	0	1	1	5	2	1	0	0	0	0	0%	0-0	0%											
11 Monique Williams	02:56	0-1	0-0	0-0	0	0	0	0	1	0	0	0	0	0	0	0%	0-0	0%											
32 Ayalah Del Rosario	02:56	0-0	0-0	1-2	0	0	1	0	1	0	1	0	0	0	0	0%	0-0	0%											
Team					2	2	0	0	0	0	0	0	0	0	0														
Totals		37	66	10	25	12	25	11	26	16	21	16	48	9	28	12	1	2	148										
Major Fouls: NONE																													
Vanderbilt - 5th																				Record: 0-0									
NO. Name	Min.	FG	3P	FT	Rebounds	Fouls	TP	AS	TO	ST	Blocks	BS	BA	+	-	Shooting By Period													
35 Sacha Washington	F 16:30	3-6	0-0	2-2	1	3	4	1	1	0	1	0	0	0	0	0%	0-0	0%											
1 Mikayla Blakes	G 29:29	8-16	2-6	1-1	3	4	2	16	2	4	1	1	1	0	1	33%	0-0	0%											
3 Aubrey Galvan	G 31:18	5-10	1-4	0-0	2	5	7	3	0	11	8	6	3	0	0	0%	0-0	0%											
13 Justine Pissott	G 26:14	5-10	3-7	0-0	0	3	3	2	9	6	0	0	0	0	0	0%	0-0	0%											
15 Ndjakalenga Mwenetanda	14:18	4-6	0-0	4-6	3	3	6	0	5	12	0	1	0	0	0	0%	0-0	0%											
24 Aya Makurat	17:30	1-3	0-1	0-0	1	4	5	0	1	2	0	1	0	0	1	0%	0-0	0%											
32 Jada Brown	18:31	4-6	2-3	0-0	0	0	1	1	10	2	0	2	0	0	0	0%	0-0	0%											
8 Ava Black	04:19	1-2	0-1	1-1	1	1	2	0	0	0	0	0	0	0	0	0%	0-0	0%											
32 Ayalah Del Rosario	08:21	2-2	0-0	1-2	0	0	1	1	5	2	1	0	0	0	0	0%	0-0	0%											
11 Monique Williams	02:56	0-1	0-0	0-0	0	0	0	0	1	0	0	0	0	0	0	0%	0-0	0%											
32 Ayalah Del Rosario	02:56	0-0	0-0	1-2	0	0	1	0	1	0	1	0	0	0	0	0%	0-0	0%											
Team					2	2	0	0	0	0	0	0	0	0	0														
Totals		37	66	10	25	12	25	11	26	16	21	16	48	9	28	12	1	2	148										
Major Fouls: NONE																													
Vanderbilt - 6th																				Record: 0-0									
NO. Name	Min.	FG	3P	FT	Rebounds	Fouls	TP	AS	TO	ST	Blocks	BS	BA	+	-	Shooting By Period													
35 Sacha Washington	F 16:30	3-6	0-0	2-2	1	3	4	1	1	0	1	0	0	0	0	0%	0-0	0%											
1 Mikayla Blakes	G 29:29	8-16	2-6	1-1	3	4	2	16	2	4	1	1	1	0	1	33%	0-0	0%											
3 Aubrey Galvan	G 31:18	5-10	1-4	0-0	2	5	7	3	0	11	8	6	3	0	0	0%	0-0	0%											
13 Justine Pissott	G 26:14	5-10	3-7	0-0	0	3	3	2	9	6	0	0	0	0	0	0%	0-0	0%											
15 Ndjakalenga Mwenetanda	14:18	4-6	0-0	4-6	3	3	6	0	5	12	0	1	0	0	0	0%	0-0	0%											
24 Aya Makurat	17:30	1-3	0-1	0-0	1	4	5	0	1	2	0	1	0	0	1	0%	0-0	0%											
32 Jada Brown	18:31	4-6	2-3	0-0	0	0	1	1	10	2	0	2	0	0	0	0%	0-0	0%											
8 Ava Black	04:19	1-2	0-1	1-1	1	1	2	0	0	0	0	0	0	0	0	0%	0-0	0%											
32 Ayalah Del Rosario	08:21	2-2	0-0	1-2	0	0	1	1	5	2	1	0	0	0	0	0%	0-0	0%											
11 Monique Williams	02:56	0-1	0-0	0-0	0	0	0	0	1	0	0	0	0	0	0	0%	0-0	0%											
32 Ayalah Del Rosario	02:56	0-0	0-0	1-2	0	0	1	0	1	0	1	0	0	0	0	0%	0-0	0%											
Team					2	2	0	0	0	0	0	0	0	0	0														
Totals		37	66	10	25	12	25	11	26	16	21	16	48	9	28	12	1	2	148										
Major Fouls: NONE																													
Vanderbilt - 7th																				Record: 0-0									
NO. Name	Min.	FG	3P	FT	Rebounds	Fouls	TP	AS	TO	ST	Blocks	BS	BA	+	-	Shooting By Period													
35 Sacha Washington	F 16:30	3-6	0-0	2-2	1	3	4	1	1	0	1	0	0	0	0	0%	0-0	0%											
1 Mikayla Blakes	G 29:29	8-16	2-6	1-1	3	4	2	16																					

GAME 3 #19/19 Vanderbilt at Austin Peay

DATE Nov. 12, 2025 **SITE** F&M Bank Arena (Clarksville, Tenn.)

DORES ESCAPE CLARKSVILLE

Though the Commodores never trailed in the game, they still had to fend off a feisty Austin Peay team that forced Vanderbilt into 20 turnovers on the night. The Dores had four players score double figures, while Vanderbilt held a 40-28 edge in rebounding to overcome its miscues. The Commodores pulled down 15 offensive boards on Wednesday, which led to 14 second-chance points. Vanderbilt shot 47.3 percent against Austin Peay, while limiting the Gavs to 39.3 percent from the floor.

Freshman Aubrey Galvan tallied double-digit points in back-to-back games for the first time in her collegiate career, as the Deerfield, Illinois, native scored 18 points and dished out three assists.

Junior Aiyana Mitchell tallied double-digits off the bench for the third consecutive game, as the 6-4 forward collected 10 points and pulled down nine rebounds.

	VU	APSU	Points from	VU	APSU	Period by Period Scoring					
Biggest lead	18 (3 rd 2-45)	0 (1 st 10:00)	Turnovers	13	22		1st	2nd	3rd	4th	TOT
Best Scoring Run	10 (1 st 3:32)	12 (2 nd 9:49)	Paint	32	28						
Lead Changes		0	Second Chance	14	7	VU	21	17	25	12	75
Times Tied	5		Fast Breaks	8	9						
						APSU	19	14	18	14	65

Points	M. Blakes • 26 pts A. Galvan • 18 pts	K. Perkins • 16 pts V. Charlton • 13 pts
Rebounds	S. Washington • 10 reb A. Mitchell • 9 reb	Gnahore/Perkins • 6 reb Branton/Neal • 3 reb
Assists	J. Pissott • 4 ast Blakes/Galvan • 3 ast	Charlton/Sheals • 4 ast 3 Players Tied • 1 ast
Steals	S. Washington • 3 stl M. Blakes • 2 stl	M. Neal • 2 stl 4 Players Tied • 1 stl
Blocks	S. Washington • 2 blk 4 Player Tied • 1 blk	No Blocks

GAME 4 #17/17 Vanderbilt at Western Ky.

DATE Nov. 19, 2025 **SITE** E.A. Diddle Arena (Bowling Green, Ky.)

DORES HANDLE WESTERN KENTUCKY

The All-American was efficient in her third 25-plus point scoring performance of the season. Blakes shot 62.5 percent, going 10-of-16 from the floor, while hitting a season-best five 3-pointers. The 5-8 guard flirted with her first collegiate double-double, as Blakes matched her career-high effort on the glass with nine rebounds. The guard also collected a season-best six steals, five of which came during the first two quarters of play.

Blakes was one of four Dore to score double figures on Wednesday. Graduate Sacha Washington tallied 15 points and pulled down six rebounds, while senior Justine Picot registered 12 points with the help of four 3-point field goals. Graduate Ndjakalenga Mwenetanda rounded out the group with an 11-point effort, while she led the team with two blocks.

Vanderbilt shot 49.3 percent from the floor and held Western Kentucky to 32.7 percent. The Dores had a 43-27 edge in rebounds, which led to a 24-9 edge in second-chance points. Vandy also forced WKU into 24 turnovers, which led to a 24-9 edge in points off turnovers for the Commodores.

Biggest lead	37 (4 th 0:19)	2 (1 st 10:00)	Points from	VAN	WKU	Period by Period Scoring					
Best Scoring Run	10 (1 st 4:59)	6 (2 nd 9:36)	Turnovers	25	6		1st	2nd	3rd	4th	TOT
Lead Changes	4	1	Paint	36	20	VAN	23	23	24	17	87
Times Tied	2		Second Chance	24	9						
Time with Lead	38:03	01:16	Fast Breaks	10	5	WKU	11	13	15	10	49
			Bench	18	17						

Points	M. Blakes • 30 pts S. Washington • 13 pts	T. Boetjier • 12 pts T. Shelling • 11 pts
Rebounds	M. Blakes • 10 reb S. Washington • 7 reb	T. James • 7 reb J. Shelling • 6 reb
Assists	A. Galvan • 8 ast Brown/Blakes • 3 ast	T. Shelling • 3 ast James/Khedr • 2 ast
Steals	M. Blakes • 6 stl A. Makurat • 3 stl	T. Shelling • 3 stl T. James • 2 stl
Blocks	A. Del Rosario • 3 blk 5 Players Tied • 1 blk	T. James • 3 blk 4 Players Tied • 1 blk

GAME 5 #17/17 Vanderbilt vs. Alabama St.

DATE Nov. 21, 2025 **SITE** Memorial Gymnasium (Nashville, Tenn.)

DATE Nov. 21, 2025 **SITE** Memorial Gymnasium (Nashville, Tenn.)

DORES SWAT LADY HORNETS

The Commodores used a balanced offensive attack to outpace the Lady Hornets, as 10 of the 11 Vandy players who played scored in Friday's victory. Vandy led from beginning to end in the victory. The Dores led by as many as 58 points before securing the 54-point win.

Junior Aga Makurat registered a career-high 21 points on Friday, as the guard recorded her first 20-point performance as a Commodore. Makurat shot 53.3 percent from the field, going 8-of-15, while she drilled five 3-point field goals to match her career-best performance from behind the arc.

Makurat was one of five Commodores to score double figures in the win over Alabama State. Sophomore McKayla Blakes registered 19 points to extend her double-digit scoring streak to a career high 24 games. Graduate Sacha Washington and freshman Ava Black tallied 11 points each, as Black set a new career high in points. Junior Aiyana Mitchell rounded out the group with a 10-point effort.

The Commodores scored a season high 50 points off the bench, led by Makurat's 21 points. It is the first time since a 106-55 win at Tennessee State on Nov. 25, 2019, that Vandy has scored 50-plus points off the bench. Vanderbilt also forced ASU into 25 turnovers, which led to a 38-4 edge in points off turnovers.

	Ala St	Vandy	Points from Turnovers	Ala St	Vandy	Period by Period Scoring					
Biggest lead	0 (1 st 10:00)	58 (4 th 3:59)	Tumblers	4	38	1 st	2 nd	3 rd	4 th	TOT	
Best Scoring Run	5 (1 st 1:32)	9 (3 rd 1:50)	Paint	10	34	Ala St	9	13	6	10	38
Lead Changes	0		Second Chance	1	17						
Times Tied	0		Fast Breaks	0	11	Vandy	24	26	27	15	92

Points	A. Makurat • 21 pts M. Blakes • 19 pts	Three Tied With • 9 pts K. Ponder • 4 pts
Rebounds	S. Washington • 7 reb Black/Mitchell • 6 reb	K. Ponder • 7 reb A. Franklin • 6 reb
Assists	A. Galvan • 8 ast M. Blakes • 5 ast	A. Franklin • 2 ast Four Tied With • 1 ast
Steals	M. Blakes • 4 stl A. Black • 3 stl	K. Ponder • 2 stl Gray/Walter-Norman • 1 stl
Blocks	Del Rosario/Washington • 2 blk Mwenenanda/Mitchell • 1 blk	3 Players tied • 1 blk