



6 SEC TOURNAMENT CHAMPIONSHIPS • 29 NCAA TOURNAMENTS • 1 FINAL FOUR • 5 ELITE EIGHTS • 14 SWEET SIXTEENS

VANDERBILT

WOMEN'S BASKETBALL

2025-26 GAME NOTES • GAME 8 • vs. BYU

2025-26 SCHEDULE

Overall: 7-0 | SEC: 0-0

Home: 3-0 | Away: 2-0 | Neutral: 2-0

AP Poll: 17 | WBCA Coaches Poll: 17 | NET Ranking: --

Streak: W-7

OCTOBER (1-0)

27 vs. Memphis[&] (Exhibition) Win 104-68

NOVEMBER (7-0)

3 vs. California[^] Win 74-65

10 Furman Win 96-48

12 at Austin Peay Win 75-65

19 at Western Kentucky Win 87-49

21 Alabama State Win 92-38

23 Tennessee State Win W, 99-43

27 vs. Oregon State[%] Win W, 88-6629 vs. BYU[^] 11 a.m. ESPN+

DECEMBER (0-0)

3 Virginia[#] 4 p.m. SEC Network

15 South Florida 6:30 p.m. SEC Network+

18 UAlbany 6:30 p.m. SEC Network+

20 Texas Southern Noon SEC Network+

28 Stonehill 2 p.m. SEC Network+

JANUARY (0-0)

1 at Arkansas* 1 p.m. SEC Network+

4 LSU* 4 p.m. ESPN

8 Missouri* 6:30 p.m. SEC Network+

11 at Texas A&M* 2 p.m. SEC Network+

15 at Mississippi State* 5:30 p.m. SEC Network

19 vs. Michigan¹ 1:30 p.m. FOX

22 Auburn* 6:30 p.m. SEC Network+

25 at South Carolina* 2 p.m. ESPN

29 at Ole Miss* 6:30 p.m. SEC Network+

FEBRUARY (0-0)

1 Florida* 3 p.m. SEC Network

5 at Kentucky* 6 p.m. SEC Network+

9 Oklahoma* 8 p.m. ESPN2

12 Texas* 6:30 p.m. SEC Network+

15 at Georgia* 11 a.m. SEC Network

22 Kentucky* 2 p.m. SEC Network+

26 Alabama* 6:30 p.m. SEC Network+

MARCH (0-0)

1 at Tennessee* 1 p.m. ESPN

4-8 SEC Tournament TBD TBD

All times Central • Home games in bold • Neutral games in italics

* | SEC game • # | ACC/SEC Challenge

& | Hoops for St. Jude Tip Off Classic (Memphis, Tenn.) • ^ | OUI-Play Paris (Paris, France)

% Paradise Jam (St. Thomas, USVI) • ^ | Coretta Scott King Classic (Newark, N.J.)

Rankings: AP/WBCA Coaches Poll

All games times and dates are subject to change

GAME 8

#17/17 VANDERBILT (7-0, 0-0 SEC)
vs. BYU (7-0, 0-0 Big XII)

SATURDAY, NOV. 29

11 a.m. CT • 1 p.m. AST



ST. THOMAS, USVI

UVI Sports and Fitness Center (3,000)



ESPN+

Kevin Lehman • Brad Wells



102.1 THE VILLE

Vanderbilt Athletics App • Jake Lyman

STARTING FIVE

>> Vanderbilt takes the court for the final in the Virgin Islands sporting a perfect record through seven contests to open the 2025-26 campaign. It is the third-straight season that Vanderbilt has opened a season at 7-0, marking the first time in program history the Dores have accomplished the feat.

>> The Commodores are 56-19 against nonconference foes in the Ralph era. Vanderbilt has won 13-straight games against non-SEC teams in the regular season heading into Saturday's contest against BYU.

>> This is the first time that Vanderbilt will play in a championship game at the Paradise Jam. The Dores are 3-4 all-time at this event, which includes Thursday's 88-66 win over Oregon State. The Commodores first participated in the Paradise Jam during the 2017-18 season, where it was held in Washington, D.C., due to hurricane damage on St. Thomas. Vandy returned to the event in 2021-22, where it was hosted at the University of the Virgin Islands.

>> Saturday's game marks the second time that Vanderbilt and BYU will face off on the hardwood. The Commodores won the only contest against the Cougars, as they scored an 86-47 victory on Dec. 20, 2004, in Malibu, California, as part of the Hilton Woodlands Hill Beach Classic.

>> Vandy is seeking its second multi-team event title under head coach Shea Ralph. The Dores previously won the 2023 South Point Shootout in Las Vegas, as they knocked off Iowa State (68-53) and Northern Iowa (68-64) to go 2-0 at the event. The Commodores are seeking their first championship at the Paradise Island Jam.



TEAM COMPARISON

7-0	Overall Record	7-0
0-0	Conf. Record	0-0
87.3	Points Per Game	77.3
53.4	Opp. Per Game	55.6
37.6	Field Goal Pct.	42.9
27.0	Opp. Field Goal Pct.	33.1
37.6	3-Point Pct.	28.8
27.0	Opp. 3-Point Pct.	24.4
64.6	Free Throw Pct.	65.4
42.6	Rebounds Per Game	44.7
+8.6	Rebounding Margin	+7.7
21.0	Assists Per Game	17.7
12.4	Turnovers Per Game	17.0
14.1	Steals Per Game	12.4
6.3	Blocks Per Game	5.7

SERIES HISTORY

Games:	1
Vanderbilt Series Record:	1-0
Games in Nashville:	0-0
Games in Provo:	0-0
Neutral Site Games:	1-0
First Meeting:	Dec. 20, 2004 in Malibu, Calif., Vanderbilt, 86-47
Last Meeting:	Dec. 20, 2004 in Malibu, Calif., Vanderbilt, 86-47
Last Vandy Win:	Dec. 20, 2004 in Malibu, Calif., Vanderbilt, 86-47
Last Loss:	Never
Last Home Win:	Never
Last Road Win:	Never
Last Neutral Win:	Dec. 20, 2004, 86-47
Last Home Loss:	Never
Last Road Loss:	Never
Last Neutral Loss:	Never
vs. BYU under Ralph:	0-0
Current Vanderbilt Series Streak:	W-1

ALL-TIME SERIES

Date	Location	Vandy Result	Score
12.20.04	Malibu, Calif.	Win	86-47

PROJECTED STARTERS

1

MIKAYLA
BLAKESG • 5-8 • So.
Somerset, N.J.
Rutgers Prep HSPoints • 25.1
FG% • 48.8
3P FG% • 33.3
Boards • 4.0
Assists • 3.1
Steals • 3.7

3

AUBREY
GALVANG • 5-6 • Fr.
Deerfield, Ill.
Wilmette Loyola AcademyPoints • 10.1
FG% • 37.2
3P FG% • 35.7
Boards • 4.1
Assists • 7.1
Ast/TO • 2.6

13

JUSTINE
PISSOTTG/F • 6-4 • Sr.
Toms River, N.J.
TennesseePoints • 9.9
FG% • 42.1
3P FG% • 41.9
3P FG PG • 2.6
Boards • 5.1
Assists • 3.0

15

NDJAKALENGA
MWENENTANDAG/F • 6-2 • Gr.
Sioux Falls, S.D.
TexasPoints • 7.4
FG% • 52.6
3P FG% • 46.2
Boards • 2.6
Assists • 1.6
Steals • 0.9

35

SACHA
WASHINGTONF • 6-2 • Gr.
Lawrenceville, Ga.
Collins Hill HSPoints • 9.9
FG% • 53.4
Boards • 7.7
Off. Boards • 4.0
Steals • 1.6
Blocks • 1.0



PRONUNCIATION

JADA BROWN

Jay-Duh

AALYAH DEL ROSARIO

Ah-Lee-Uh • Dell Row-zar-E-O

AGA MAKURAT

Ah-gah • Mock-eww-Rah

AIYANA MITCHELL

Eye-on-Uh

NDJAKALENGA MWENENTANDA

Jack-Uh-LANG-Uh • MWEN-N-Tawn-duh

JUSTINE PISSOTT

Jus-Teen • PUH-sot

SACHA WASHINGTON

Sah-SHUH

MONIQUE WILLIAMS

Mo-NEEK

ROSTER BREAKDOWN

CLASS

GRADUATE (2): Ndjakalenga Mwenentanda, Sacha Washington**SENIOR (2):** Jada Brown, Justine Pissott**JUNIOR (4):** Aalyah Del Rosario, Madison Greene, Aga Makurat, Aiyana Mitchell**SOPHOMORE (2):** Mikayla Blakes, Trinity Wilson**FRESHMAN (3):** Ava Black, Aubrey Galvan, Monique Williams

POSITION

CENTER (1): Aalyah Del Rosario**FORWARD (5):** Aiyana Mitchell, Justine Pissott, Sacha Washington, Monique Williams, Trinity Wilson**GUARD (8):** Ava Black, Mikayla Blakes, Jada Brown, Aubrey Galvan, Madison Greene, Aga Makurat, Ndjakalenga Mwenentanda, Justine Pissott

HOME STATE/COUNTRY

NEW JERSEY (2): MIKAYLA BLAKES, JUSTINE PISSOTT**ARKANSAS (1):** JADA BROWN**AUSTRALIA (1):** MONIQUE WILLIAMS**COLORADO (1):** AIYANA MITCHELL**DOMINICAN REPUBLIC (1):** AALYAH DEL ROSARIO**GEORGIA (1):** SACHA WASHINGTON**ILLINOIS (1):** AUBREY GALVAN**MINNESOTA (1):** TRINITY WILSON**NEW HAMPSHIRE (1):** AVA BLACK**OHIO (1):** MADISON GREENE**POLAND (1):** AGA MAKURAT**SOUTH DAKOTA (1):** NDJAKALENGA MWENENTANDA

FRONT ROW (L-R) JUSTINE PISSOTT, MIKAYLA BLAKES, SACHA WASHINGTON, JADA BROWN, AUBREY GALVAN, AGA MAKURAT
BACK ROW (L-R) AVA BLACK, NDJAKALENGA MWENENTANDA, MONIQUE WILLIAMS, AALYAH DEL ROSARIO, AIYANA MITCHELL, TRINITY WILSON, MADISON GREENE

2025-26 ROSTER

No.	Name	POS	HT	YR	EXP	Hometown (Previous School)
1	Mikayla Blakes	G	5-8	So.	1V	Somerset, N.J. (Rutgers Prep)
2	Jada Brown	G	5-8	Sr.	3V	Bentonville, Ark. (Bentonville HS)
3	Aubrey Galvan	G	5-6	Fr.	HS	Deerfield, Ill. (Wilmette Loyola Academy)
4	Madison Greene	G	5-6	Jr.	2V	Columbus, Ohio (Pickering Central HS)
8	Ava Black	G	5-11	Fr.	HS	Auburn, N.H. (Tabor Academy (Mass.))
11	Monique Williams	F	6-3	Fr.	HS	Perth, Australia (Willeton Senior HS)
13	Justine Pissott	G/F	6-4	Sr.	2V	Toms River, N.J. (Tennessee)
14	Aiyana Mitchell	F	6-4	Jr.	2V	Colorado Springs, Colo. (Fountain-Fort Carson HS)
15	Ndjakalenga Mwenentanda	G	6-2	Gr.	TR	Sioux Falls, S.D. (Texas)
24	Aga Makurat	G	6-3	Jr.	2V	Sierakowice, Poland (Sopocka Akademia Tenisowa)
30	Trinity Wilson	F	6-3	So.	1V	Lakeville, Minn. (Lakeville North HS)
32	Aalyah Del Rosario	C	6-6	Jr.	TR	Santo Domingo, D.R. (LSU)
35	Sacha Washington	F	6-2	Gr.	3V	Lawrenceville, Ga. (Collins Hill HS)

COACHING STAFF

HEAD COACH: Shea Ralph • 5th Season • UConn '01**ASSOCIATE HEAD COACH:** Tom Garrick • 5th Season • Rhode Island '88**ASSISTANT COACH/RECRUITING COORDINATOR:** Ashley Earley • 5th Season • Vanderbilt '05**ASSISTANT COACH/RECRUITING COORDINATOR:** Kevin DeMille • 5th Season • UConn '13**ASSISTANT COACH/AST. DIRECTOR OF OPERATIONS:** Eric Mundinger • 4th Season • Memphis '20**ASSISTANT COACH:** Kaili McLaren • 1st Season • UConn '10

SEC STANDINGS (AS OF NOV. 27)

Team	Record	SEC	Streak
Auburn	8-0	0-0	W-8
4/4 Texas	7-0	0-0	W-7
17/17 Vanderbilt	7-0	0-0	W-7
Alabama (---/RV)	7-0	0-0	W-7
Georgia	7-0	0-0	W-7
5/5 LSU	6-0	0-0	W-6
13/14 Ole Miss	5-0	0-0	W-5
2/2 South Carolina	7-1	0-0	W-7
20/18 Kentucky	7-1	0-0	L-1
Arkansas	7-1	0-0	W-3
Florida	6-1	0-0	W-2
Mississippi State	6-1	0-0	W-2
8/7 Oklahoma	5-1	0-0	W-4
15/13 Tennessee	5-1	0-0	W-5
Texas A&M	5-1	0-0	W-1
Missouri	5-2	0-0	W-1

POLLS

Associated Press Top 25 Week 4

- | | |
|------------------------|-----------------------|
| 1) UConn (30) | 14) Tennessee* |
| 2) South Carolina* (1) | 15) Baylor |
| 3) UCLA (1) | 16) Kentucky* |
| 4) Texas* | 17) VANDERBILT |
| 5) LSU* | 18) Southern Cal |
| 6) Michigan* | 19) Notre Dame |
| 7) Maryland | 20) Michigan State |
| 8) TCU | 21) West Virginia |
| 9) Oklahoma* | 22) Washington |
| 10) Iowa State | 23) Louisville |
| 11) Iowa | 24) Oklahoma State |
| 12) North Carolina | 25) NC State |
| 13) Ole Miss* | |

*Vanderbilt Opponent

Received Votes: Stanford, South Dakota St., Ohio State, Richmond, Nebraska, Texas Tech, Princeton, South Dakota, Oregon, Kansas, Fairfield

WBCA/USA Today Coaches Top 25 Week 4

- | | |
|------------------------|-----------------------|
| 1) UConn (29) | 14) Iowa |
| 2) South Carolina* (2) | 15) Kentucky* |
| 3) UCLA | 16) Baylor |
| 4) Texas* | 17) VANDERBILT |
| 5) LSU* | 18) Southern Cal |
| 6) Maryland | 19) Notre Dame |
| 7) TCU | 20) West Virginia |
| 8) Oklahoma* | 21) Michigan State |
| 9) Michigan* | 22) Louisville |
| 10) North Carolina | 23) Washington |
| 11) Tennessee* | 24) NC State |
| 12) Iowa State | 25) Oklahoma State |
| 13) Ole Miss* | |

*Vanderbilt Opponent

Received Votes: South Dakota St., Alabama, Ohio State, Duke, Stanford, Nebraska, Texas Tech, Oregon, Richmond, Rhode Island, Princeton



TV/RADIO ROSTER



**1 MIKAYLA
BLAKES**

G // 5-8 // So.
Somerset, N.J.
Rutgers Prep HS



**2 JADA
BROWN**

G // 5-8 // Sr.
Bentonville, Ark.
Bentonville HS



**3 AUBREY
GALVAN**

G // 5-6 // Fr.
Deerfield, Ill.
Wilmette Loyola
Academy



**4 MADISON
GREENE**

G // 5-6 // Jr.
Columbus, Ohio
Pickerington
Central HS



**8 AVA
BLACK**

F // 5-11 // Fr.
Auburn, N.H.
Tabor Academy (Mass.)



**11 MONIQUE
WILLIAMS**

F // 6-3 // Fr.
Perth, Australia
Wilton Senior HS



**13 JUSTINE
PISSOTT**

G/F // 6-4 // Sr.
Toms River, N.J.
Tennessee
Red Bank Catholic HS



**14 AIYANA
MITCHELL**

F // 6-4 // Jr.
Colorado Springs, Colo.
Fountain-Fort Carson HS



**15 NDJAKALENGA
MWENENTANDA**

G // 6-2 // Gr.
Sioux Falls, S.D.
Texas
Washington HS




**24 AGA
MAKURAT**

G // 6-2 // Jr.
Sierakowice, Poland
Sopocka Akademia
Tenisowa



**30 TRINITY
WILSON**

F // 6-3 // So.
Lakeville, Minn.
Lakeville North HS



**32 AALYAH
DEL ROSARIO**

C // 6-6 // Jr.
Santo Domingo, D.R.
LSU
The Webb School
(Tenn.)



**35 SACHA
WASHINGTON**

F // 6-2 // Gr.
Lawrenceville, Ga.
Collins Hill HS

COACHING STAFF




**SHEA
RALPH**

Head Coach
5th Season




**TOM
GARRICK**

Associate
Head Coach
5th Season




**ASHLEY
EARLEY**

Assistant Coach
5th Season



**KEVIN
DeMILLE**

Assistant Coach
5th Season



**ERIC
MUNDINGER**

Assistant Coach
4th Season



**KAILI
McLAREN**

Assistant Coach
1st Season





VANDERBILT WBB QUICK FACTS

HOME ARENA: MEMORIAL GYMNASIUM (14,316)
2024-25 RECORD: 22-11 (.667)
2024-25 SEC RECORD: 8-8 (.500)
POSTSEASON: 0-1 (NCAA FIRST ROUND)
LETTERWINNERS RETURNING/LOST: 8/5
STARTERS RETURNING/LOST: 1/4
NEWCOMERS: 5

THE UNIVERSITY

LOCATION: NASHVILLE, TENN.
AFFILIATION: NCAA DIVISION I
CONFERENCE: SOUTHEASTERN (SEC)
MASCOT: COMMODORES
COLORS: BLACK & GOLD
CHANCELLOR: DANIEL DIERMEIER
DIRECTOR OF ATHLETICS: CANDICE STOREY LEE
FACULTY ATHLETICS REP: TRACE WILGUS

VANDERBILT WBB STAFF

HEAD COACH: SHEA RALPH • 5TH SEASON
ASSOCIATE HEAD COACH: TOM GARRICK • 5TH SEASON
ASSISTANT COACH/RECRUITING COORD.: ASHLEY EARLEY • 5TH SEASON
ASSISTANT COACH/RECRUITING COORD.: KEVIN DEMILLE • 5TH SEASON
AST. COACH/AST. DIR. OF OPS: ERIC MUNDINGER • 4TH SEASON
ASSISTANT COACH: KAILI MCLAREN • 1ST SEASON
CHIEF OF STAFF/EXECUTIVE DIR. OF OPS: CHRIS BRANN • 5TH SEASON
DIR. OF INTERNAL OPS/ON-CAMPUS RECRUITING COORD.: KOKO NELSON • 5TH SEASON
DIRECTOR OF STRENGTH & CONDITIONING: JENA READY • 2ND SEASON
SENIOR ASSO. ATHLETIC TRAINER: ALLISON SHEPHERD • 5TH SEASON
DIRECTOR OF CREATIVE CONTENT: LEAH DUSTERHOFT • 5TH SEASON
DIR. OF SPECIAL PROJECTS & ATHLETIC CULTURE: WONNE HAWKINS • 2ND SEASON
DIRECTOR OF PLAYER DEVELOPMENT: JORDYN OLIVER • 1ST SEASON
VIDEO COORDINATOR: JT OREM • 2ND SEASON
DIRECTOR OF STUDENT SERVICES: BRITTON LAGEORGE • 9TH SEASON
SPORTS INFORMATION DIRECTOR: CHRIS CASKEY • 3RD SEASON

PROGRAM HISTORY

ALL-TIME RECORD: 915-555 (.622)
ALL-TIME SEC RECORD: 273-281 (.493)
ALL-TIME SEC TOURNAMENT RECORD: 50-39 (.562)
SEC TOURNAMENT TITLES: 6 ('93, '95, '02, '04, '07, '09)
NCAA TOURNAMENT APPEARANCES: 29
NCAA TOURNAMENT RECORD: 40-29 (.560)
LAST NCAA TOURNAMENT APPEARANCE: 2025
LAST POSTSEASON APPEARANCE: 2025 (NCAA)
RECORD UNDER SHEA RALPH: 80-59 (.576)
SEC RECORD UNDER SHEA RALPH: 24-40 (.375)
SEC TOURNAMENT RECORD UNDER SHEA RALPH: 1-3 (.562)
NCAA TOURNAMENT RECORD UNDER SHEA RALPH: 1-2 (.333)
POSTSEASON RECORD UNDER SHEA RALPH: 3-3 (2 NCAA, 1 WNIT)

SOCIAL MEDIA

FACEBOOK: /VANDYWBB
INSTAGRAM: @VANDYWBB
TIKTOK: @VANDYWBB
X/TWITTER: @VANDYWBB
WEBSITE: VUCOMMODORES.com

DORE NOTES

GAME COVERAGE

Saturday's contest streams live at 11 a.m. CT on ESPN+, with Kevin Lehman and Brad Wells on the call. Fans can listen to Jake Lyman locally on 94.9 The Fan and the Vanderbilt Commodores app outside of Nashville.

NATIONAL RANKINGS

Vanderbilt came in at No. 17 in both the Associated Press top 25 and in the USA Today/WBCA coaches poll this week. Vandy's No. 17 ranking in the AP poll marks the program's highest placement in the AP top 25 since Week 15 of the 2013-14 campaign, when the Dores were ranked No. 16.

GALVAN NAMED SEC FRESHMAN OF THE WEEK

Aubrey Galvan was named the SEC Co-Freshman of the Week after she tied a pair of school freshman single-game records.

The point guard matched the Vanderbilt freshman single-game record for assists, as well as the freshman single-game record for most steals against Tennessee State. The point guard recorded 15 assists and nine steals against the Lady Tigers in last Sunday's 99-43 victory.

Her 15 helpers vs. TSU matched Ashley Smith's Vanderbilt freshman record for most assists in a game, which she set on Nov. 29, 1998, against Hampton. Her nine steals equaled Deborah Denton's freshman single-game record set against New Mexico State on Jan. 4, 1987.

The Deerfield, Illinois, native averaged 10.3 assists, 7.7 points, 3.7 steals and 3.3 rebounds to help No. 17-ranked Vanderbilt go 3-0 this past week. The guard dished out eight or more assists in all three contests, as she shares SEC Freshman of the Week honors with Alabama's Ace Austin.

BLAKES FEAST ON THANKSGIVING

Sophomore Mikayla Blakes scored a season-high 35 points in Thursday's win over Oregon State at the Paradise Island Jam. The guard was efficient throughout the evening for the Commodores, as Blake shot 54.5 percent from the field, going 12-of-22. Her 35-point performance against the Beavers marks the seventh time Blakes has registered 30-plus points in her collegiate career, while it is her second 30-point game of this season. All 35 points Blakes scored came in the first three quarters of play, as the Dores maintained a 20-plus-point lead in the final frame.

JUSTINE IS ROLLING

Senior Justine Pissott equaled her career high in points and 3-pointers made in Thursday's win over Oregon State, as the 6-4 guard tallied 17 points and hit five shots from behind the arc. Pissott scored double-digit points for the second straight game. It marks the second time that Pissott has scored 10-plus points in back-to-back games at Vanderbilt, while it's the first time since tallying 12 points in two consecutive games at Missouri (Feb. 29, 2024) and vs. Georgia (March 3, 2024) during the 2023-24 campaign.

BLAKES' SCORING STREAK

Sophomore Mikayla Blakes is riding a 26-game double-digit scoring streak that dates back to last season, coming into the contest against BYU. The guard has scored 20-plus points 18 times during the streak. Blakes has registered 10 or more points in 39 of the 40 career games she has played at Vanderbilt.

DOUBLE TROUBLE

Graduate Sacha Washington and freshman Aubrey Galvan each had a double-double in Sunday's 99-43 victory over Tennessee State. Washington posted her second double-double of the season with a 13-point, 10-rebound effort against the Lady Tigers, while Galvan flirted with a triple-double, as she scored 16 points to go along with 15 assists and nine steals. It marked the first time a pair of Commodores had a double-double in the same game since Dec. 14, 2024, against Evansville.



DORE NOTES

BALANCED SCORING

Vanderbilt has had three or more players score double-digit points in six of its seven contests to open the 2025-26 season. Recently, the Commodores had four players record double figures in Sunday's home victory vs. Tennessee State.

TALL DORES

Vanderbilt has eight players who are 6-2 or taller on its 2025-25 season, with the tallest player being 6-6 center Aalyah Del Rosario. The 2025-26 Commodores hold an average height of 6-1, a growth spurt of four inches compared to their team average height of 5-10 from a season ago.

AUBREY'S RECORD-MATCHING PERFORMANCE

Aubrey Galvan dished out 15 assists and had nine steals to tie the Vandy freshman single-game record. Her 15 helpers matched Ashley Smith's freshman program record, which she set on Nov. 29, 1998, against Hampton. Galvan's nine steals equaled Deborah Denton's record set against New Mexico State on Jan. 4, 1987.

HIGH-VOLUME SCORER

Sophomore Mikayla Blakes heads into the Saturday's leading the SEC in scoring at 25.1 points per game, which also ranks as the third-best scoring average nationally this season.

MITCH'S BREAKOUT

Junior Aiyana Mitchell has enjoy a breakout over the first seven games of the 2025-26 season, as the 6-4 forward is averaging a career-best 8.4 points and 6.7 per game off the bench. Mitchell opened the season with three-straight double-digit scoring performances.

GAME-BY-GAME STARTERS

Team	G	G	G	F	F	Result
vs. California	Galvan	Blakes	Mwenentanda	Pissott	Washington	W, 74-65
Furman	Galvan	Blakes	Mwenentanda	Pissott	Washington	W, 96-48
at Austin Peay	Galvan	Blakes	Mwenentanda	Pissott	Washington	W, 75-65
at Western Ky.	Galvan	Blakes	Mwenentanda	Pissott	Washington	W, 87-49
Alabama State	Galvan	Blakes	Mwenentanda	Pissott	Washington	W, 92-38
Tennessee State	Galvan	Blakes	Mwenentanda	Pissott	Washington	W, 99-43
vs. Oregon State	Galvan	Blakes	Mwenentanda	Pissott	Washington	W, 88-66

LINEUP RECORDS

Galvan/Blakes/Mwenentanda/Pissott/Washington 7-0

STAT SUPERLATIVES

MOST GAMES PLAYED

110 • NDJAKALENGA MWENENTANDA*

MOST GAMES PLAYED AT VANDERBILT

106 • SACHA WASHINGTON

MOST GAMES STARTED

79 • SACHA WASHINGTON

MOST GAMES STARTED AT VANDERBILT

79 • SACHA WASHINGTON

MOST CONSECUTIVE GAMES PLAYED

41 • AIYANA MITCHELL

MOST CONSECUTIVE GAMES STARTED

12 • MIKAYLA BLAKES

GAMES W/ DOUBLE-DIGIT POINTS

	2025-26 CAREER	
MIKAYLA BLAKES	7	39
SACHA WASHINGTON	5	54
JUSTINE PISSOTT*	4	13
AIYANA MITCHELL	4	6
AUBREY GALVAN	4	4
NDJAKALENGA MWENENTANDA*	2	20
AGA MAKURAT	1	5
JADA BROWN	1	3
AVA BLACK	1	1
MADISON GREENE	--	13
AALYAH DEL ROSARIO*	--	4

20-PLUS POINT GAMES 2025-26 CAREER

MIKAYLA BLAKES	5	26
AGA MAKURAT	1	1
SACHA WASHINGTON	--	6
MADISON GREENE	--	1
AALYAH DEL ROSARIO*	--	1

30-PLUS POINT GAMES 2025-26 CAREER

MIKAYLA BLAKES	2	7
SACHA WASHINGTON	--	1

40-PLUS POINT GAMES 2025-26 CAREER

MIKAYLA BLAKES	--	2
----------------	----	---

50-PLUS POINT GAMES 2025-26 CAREER

MIKAYLA BLAKES	--	2
----------------	----	---

GAMES W/ DOUBLE-DIGIT REBOUNDS

	2025-26 CAREER	
SACHA WASHINGTON	2	29
MIKAYLA BLAKES	1	1
AIYANA MITCHELL	1	1
AALYAH DEL ROSARIO*	--	2
NDJAKALENGA MWENENTANDA*	--	1

DOUBLE-DOUBLES 2025-26 CAREER

SACHA WASHINGTON	2	24
MIKAYLA BLAKES	1	1
AIYANA MITCHELL	1	1
AUBREY GALVAN		
AALYAH DEL ROSARIO*	--	1
AUBREY GALVAN	--	1
NDJAKALENGA MWENENTANDA*	--	1

CURRENT DOUBLE-DIGIT SCORING STREAK

26 • MIKAYLA BLAKES

CONSECUTIVE GAMES W/ MADE 3-POINTER

14 • MIKAYLA BLAKES

CONSECUTIVE GAMES W/ AN ASSIST

24 • MIKAYLA BLAKES

CONSECUTIVE GAMES W/ A STEAL

6 • MIKAYLA BLAKES

CONSECUTIVE GAMES W/ A BLOCK

2 • MIKAYLA BLAKES/AIYANA MITCHELL

* PLAYED AT ANOTHER SCHOOL





PLAYER QUICK NOTES

**1 • MIKAYLA BLAKES**

G • 5-8 • So. • Somerset, N.J. (Rutgers Prep HS)
Medicine, Health & Society

	GP-GS	MIN/G	FG%	3FG%	FT%	R/G	A/G	STL	BLK	PTS/G
'25-26	7-7	30.6	.488	.333	.750	4.0	3.1	3.7	0.6	25.1
CAREER	40-39	31.9	.462	.341	.861	3.5	3.2	2.6	0.3	23.6

- Ranks 10th in NCAA in scoring at 23.4 ppg
- Riding a 24-game double-digit scoring streak
- NCAA Freshman Single-Game Scoring Record Holder w/ 55 pts at Auburn on 2/16/25
- SEC & Vanderbilt Single-Game Scoring Record Holder (55 pts, at Auburn, 2/16/25)
- Six-time All-American & USBWA National FOTY ('25)
- Scored double figures in 35 of her 36 career gms

TOP GAMES

'25-26 SEASON	CAREER
PTS 35 • vs. Oregon St. (11/27/25)	PTS 55 • at Auburn (02/16/25)
REB 10 • at Western Ky. (11/19/25)	REB 10 • at Western Ky. (11/19/25)
AST 5 • Alabama State (11/21/25)	AST 8 • Hampton (11/20/24)

**2 • JADA BROWN**


G • 5-8 • Sr. • Bentonville, Ark. (Bentonville HS)
Human & Organizational Development • (Jay-Duh)

	GP-GS	MIN/G	FG%	3FG%	FT%	R/G	A/G	STL	BLK	PTS/G
'25-26	7-0	17.0	.387	.412	1.000	1.0	1.9	1.1	0.1	5.0
CAREER	71-22	13.5	.307	.303	.821	0.9	0.7	30	0.4	2.8

- Kay Yow Servant Leadership Recipient
- Scored season-high 10 points vs. Furman (11/10/25)
- Made 22 career starts, all in '25-23
- Two-time SEC Winter Academic Honor Roll
- TikTok account generated 5.7 millions likes & 109,000 followers

TOP GAMES

'25-26 SEASON	CAREER
PTS 10 • Furman (11/10/25)	PTS 12 • vs. NC State (11/24/22)
REB 3 • vs. Oregon St. (11/27/25)	REB 4 (4x) • Last: Radford (12/31/22)
AST 4 • Alabama State (11/21/25)	AST 5 • Tarleton State (11/15/22)

**3 • AUBREY GALVAN**

G • 5-6 • Fr. • Deerfield, Ill. (Wilmette Loyola Academy)
Undeclared

	GP-GS	MIN/G	FG%	3FG%	FT%	R/G	A/G	STL	BLK	PTS/G
'25-26	7-7	32.1	.372	.357	.600	4.1	7.1	3.3	1	10.1
CAREER	7-7	32.1	.372	.357	.600	4.1	7.1	3.3	1	10.1

- Her 36.8 minutes per game leads the SEC & ranks eighth in NCAA
- Ranks 24th in NCAA in assist per game at 6.0
- First NCAA player to begin her career with 7-plus assists & 7-plus rebounds since at least 1999-00
- Works out with WNBA star Jewell Lloyd in the offseason

TOP GAMES

'25-26 SEASON	CAREER
PTS 18 • at APSU (11/12/25)	PTS 18 • at APSU (11/12/25)
REB 9 • vs. California (11/3/25)	REB 9 • vs. California (11/3/25)
AST 15 • Tennessee St. (11/23/25)	AST 15 • Tennessee St. (11/23/25)

**4 • MADISON GREENE**

G • 5-6 • Jr. • Columbus, Ohio (Pickerington Central HS)
Medicine, Health & Society

	GP-GS	MIN/G	FG%	3FG%	FT%	R/G	A/G	STL	BLK	PTS/G
'25-26	--	--	--	--	--	--	--	--	--	--
CAREER	44-4	20.2	.42.9	.35.4	.81.4	2.0	1.3	1.3	0.0	6.8

- Will miss 2025-26 season due to injury
- Scored a career-high 25 pts at Dayton on 12/19/24
- Led the team in points off the bench at 7.3 ppg in '24-25
- First Dore since 2017-18 to score 25-plus pts off the bench
- Double-digit pts off the bench in 8 games in '24-25

TOP GAMES

'25-26 SEASON	CAREER
PTS -- -- --	PTS 25 • at Dayton (12/19/24)
REB -- -- --	REB 6 • Alabama A&M (12/29/24)
AST -- -- --	AST 6 • Samford (11/22/24)

**8 • AVA BLACK**

G • 5-11 • Fr. • Auburn, N.H. (Tabor Academy)
Undeclared

	GP-GS	MIN/G	FG%	3FG%	FT%	R/G	A/G	STL	BLK	PTS/G
'25-26	5-0	13.7	.500	.429	.500	3.8	1.2	1.4	0.2	4.0
CAREER	5-0	13.7	.500	.429	.500	3.8	1.2	1.4	0.2	4.0

- Made her Vandy debut vs. Furman (11/10) and scored 3 pts and had 1 reb
- Ranked as one of New England's Top Prospects
- Two-time All-State selection
- First player from N.H. in program history
- Attended '23 USA WBB U16 National Trials

TOP GAMES

'25-26 SEASON	CAREER
PTS 11 • Alabama State (11/21/25)	PTS 11 • Alabama State (11/21/25)
REB 6 • 2x, Last: Tenn. St. (11/23/25)	REB 6 • 2x, Last: Tenn. St. (11/23/25)
AST 2 • 2x, Last: Tenn. St. (11/23/25)	AST 2 • 2x, Last: Tenn. St. (11/23/25)

**11 • MONIQUE WILLIAMS**

F • 6-3 • Fr. • Perth, Australia (Willeton Senior HS)
Undeclared • (Moh-NEEK)

	GP-GS	MIN/G	FG%	3FG%	FT%	R/G	A/G	STL	BLK	PTS/G
'25-26	4-0	5.2	.000	.000	.500	0.8	0.0	0.0	0.0	0.5
CAREER	4-0	5.2	.000	.000	.500	0.8	0.0	0.0	0.0	0.5

- Enrolled after the 2024 Fall semester and begins her in '25-26 with four years of eligibility
- Helped Australia win Silver at the FIBA U20 Women's World Cup & Gold at the FIBA U18 Women's Asia Cup
- Played in eight games in the Basketball Australia Centre of Excellence (CoE)
- Second player from Australia in program history

TOP GAMES

'25-26 SEASON	CAREER
PTS 2 • Tennessee St. (11/23/25)	PTS 2 • Tennessee St. (11/23/25)
REB 2 • Alabama State (11/21/25)	REB 2 • Alabama State (11/21/25)
AST -- -- --	AST -- -- --

**13 • JUSTINE PISSOTT**

G/F • 6-4 • Sr. • Toms River, N.J. (Tennessee)
Human & Organizational Development • (Pih-SOT)

	GP-GS	MIN/G	FG%	3FG%	FT%	R/G	A/G	STL	BLK	PTS/G
'25-26	7-7	26.8	.421	.419	.750	5.1	3.0	0.4	0.9	9.9
CAREER	90-35	14.4	.373	.362	.735	1.9	0.7	0.2	0.3	4.8

- Appeared in 59 games and made 31 starts at Vanderbilt
- Played in six NCAA Tournament games
- Holds a 37.1% 3-point field goal % at Vandy
- Played her freshman season at Tennessee & is the first-known Vandy player to transfer from UT

TOP GAMES

'25-26 SEASON	CAREER
PTS 17 • vs. Oregon St. (11/27/25)	PTS 17 • 2x, Last: vs. Ore. St. (11/27/25)
REB 7 • vs. California (11/3/25)	REB 7 • 2x, Last: vs. Cal (11/3/25)
AST 6 • Furman (11/10/25)	AST 6 • Furman (11/10/25)

**14 • AIYANA MITCHELL**

F • 6-4 • Jr. • Colorado Springs, Colo. (Fountain-Carson HS)
Medicine, Health & Society • (EYE-On-Uh)

	GP-GS	MIN/G	FG%	3FG%	FT%	R/G	A/G	STL	BLK	PTS/G
'25-26	7-0	17.8	.719	.000	.565	6.7	0.9	1.0	1.4	8.4
CAREER	55-1	10.1	.586	.000	.594	2.7	0.4	0.4	0.6	3.5

- Leads the team in rebounding at 8.3 rpg
- Ranks 9th in NCAA in Off. Reb. at 5.3 orpg
- Scored double-digits in three-straight games off the bench to begin 2025-26
- Holds a career field goal percentage of 57.9%
- One of five players to play in all 33 games in '24-25

TOP GAMES

'25-26 SEASON	CAREER
PTS 12 • 2x, Last: Furman (11/10/25)	PTS 12 • vs. California (11/3/25)
REB 10 • vs. California (11/3/25)	REB 10 • vs. California (11/3/25)
AST 3 • vs. California (11/3/25)	AST 3 • vs. California (11/3/25)

**15 • NDJAKALENGA MWENENTANDA**

G • 6-2 • Sr. • Sioux Falls, S.D. (Texas)
Undeclared • (JACK-UH-LANG-UH MWEN-EN-TAWN-DUH)

	GP-GS	MIN/G	FG%	3FG%	FT%	R/G	A/G	STL	BLK	PTS/G
'25-26	7-7	20.1	.526	.462	.667	2.6	1.6	0.9	0.4	7.4
CAREER	109-24	13.7	.427	.228	.700	2.3	0.8	0.5	0.3	4.7

- Transferred to Vandy after three seasons at Texas
- Ndjakalenga mean "A gift of luck" from her mom's Luba tribe in Congo
- Won 3 Big 12 titles (2 tour., 1 reg.) and 1 SEC reg. season title at Texas
- Played in 106 games with 20 starts in college
- Appeared in 10 NCAA games, include 2 Elite 8s

TOP GAMES

'25-26 SEASON	CAREER
PTS 16 • Furman (11/10/25)	PTS 19 • Illinois (03/24/25)
REB 5 • 2x, Last: at APSU (11/12/25)	REB 11 • at Miss. State (02/27/25)
AST 4 • Furman (11/10/25)	AST 4 • 5x, Last: Furman (11/10/25)

**24 • AGA MAKURAT**

G • 6-2 • Jr. • Sierakowice, Poland (Sopocka Akademia Tenisowa)
Human & Organizational Development • (AH-Gah MOCK-ew-RAH)

	GP-GS	MIN/G	FG%	3FG%	FT%	R/G	A/G	STL	BLK	PTS/G
'25-26	7-0	13.8	.429	.318	.000	1.9	0.9	0.6	0.4	5.3
CAREER	54-3	13.1	.350	.312	.800	1.7	0.6	0.3	0.4	3.9

- Appeared in 50 games and made three starts at Vanderbilt
- First player from Poland in program history
- A member of the Polish National Team

TOP GAMES

'25-26 SEASON	CAREER
PTS 21 • Alabama State (11/21/25)	PTS 21 • Alabama State (11/21/25)
REB 5 • Furman (11/10/25)	REB 7 • at South Carolina (1/28/24)
AST 3 • Tennessee State (11/23/25)	AST 3 • 4x, Last: Tenn. St. (11/23/24)



PLAYER QUICK NOTES

**30 • TRINITY WILSON**

F • 6-3 • So. • Lakeville, Minn. (Lakeville North HS)
Human & Organizational Development

	GP-GS	MIN/G	FG%	3FG%	FT%	R/G	A/G	STL	BLK	PTS/G
25-26	2-0	2.0	.000	.000	.500	0.0	0.0	0.5	0.0	0.5
CAREER	14-0	4.2	.381	.000	.400	1.1	0.6	1	2	1.3

- Played in 12 games, all off the bench, in her first year at Vanderbilt
- Pulled down 5 reb and scored 2 pts in her debut vs. Lipscomb (11/4/24)
- Fourth player from Minnesota in program history and first since 2016-17

TOP GAMES**'25-26 SEASON**

PTS 1 • Furman (11/10/25)

REB -- --


AST -- --

CAREER

PTS 6 • West Georgia (12/21/24)

REB 5 (2x) • Last: APSU (11/8/24)

AST 1 (5x) • Last: Ala. A&M (12/29/24)

**32 • AALYAH DEL ROSARIO**

C • 6-6 • Jr. • Santo Domingo, D.R. (LSU)
Undeclared

	GP-GS	MIN/G	FG%	3FG%	FT%	R/G	A/G	STL	BLK	PTS/G
25-26	7-0	7.8	.583	.000	.462	2.0	0.7	0.4	1.1	2.9
CAREER	72-1	9.0	.509	.000	.540	2.8	0.2	0.3	0.6	3.5

- Transferred to Vanderbilt after two seasons at LSU
- Played in 65 games with one start with the Tigers
- Appeared in six NCAA Tournament games and has played in the Elite 8 in each of the last two seasons with the Tigers
- First player from Dominican Republic in program history

TOP GAMES**'25-26 SEASON**

PTS 5 • 2x, Last: at WKU (11/19/25)

REB 5 • Alabama State (11/21/25)

AST 2 • 2x, Last: Tenn. St. (11/23/25)

CAREER

PTS 27 • McNeese St. (12/12/23)

REB 10 (2x) • Last: Coppin St. (12/20/23)

AST 2 • 3x, Last: Tenn. St. (11/23/25)

**35 • SACHA WASHINGTON**

F • 6-2 • Gr. • Lawrenceville, Ga. (Collins Hill HS)
Human & Organizational Development • (Sah-SHUH)

	GP-GS	MIN/G	FG%	3FG%	FT%	R/G	A/G	STL	BLK	PTS/G
25-26	7-7	20.8	.534	.000	.538	7.4	1.0	1.6	1.0	9.9
CAREER	106-79	24.6	.490	.000	.635	7.3	1.1	1.1	1.1	10.2

- Her 742 career rebounds are most among active SEC players
- Only active SEC player to amass over 1,000 pts, 700 reb, and 100 blk in their career
- Redshirted during the '24-25
- Appeared in 102 games and made 75 starts in three seasons at Vanderbilt
- Led the team with 8 double-doubles in '23-24

TOP GAMES**'25-26 SEASON**

PTS 13 • 2x, Last: Tenn. St. (11/23/25)

REB 10 • 2x, Last: Tenn. St. (11/23/25)

AST 3 • Tennessee St. (11/23/25)

CAREER

PTS 33 • vs. La. Tech (12/03/22)

REB 17 • Fairfield (11/12/23)

AST 7 • Fairfield (11/12/23)

**HC • SHEA RALPH**

Fifth Season • UConn '01
7-Time NCAA National Champion • 2000 NCAA Tournament MOP

- 79-59 overall record through five seasons at Vanderbilt
- Led the Commodores to each of the last two NCAA Tournaments, marking the first time Vanderbilt has earned consecutive March Madness bids since going to 15-straight from 1999-2014
- First Vanderbilt women's coach to defeat Tennessee twice in the same season (2024-25)
- Guided Vanderbilt to its first NCAA Tournament bid since the 2014 NCAA Tournament in 2023-24 and posted the Dores' first NCAA Tournament victory since 2013
- Posted the largest win improvement from one season to next in school history during the 2023-24 season, as Vandy's 23 victories marked an 11-win improvement from 2022-23
- Guided Vandy to a school record six SEC road wins in '23-'24
- Six players have earned All-SEC honors under Ralph

RALPH COACHING CAREER AT VANDERBILT

SEASON	OVERALL	SEC	SEC FINISH	POSTSEASON
2021-22	16-19	4-12	T-12th	WNIT, Sweet 16
2022-23	12-19	3-13	12th	--
2023-24	23-10	9-7	6th	NCAA, 1st Rd
2024-25	22-11	8-8	T-8th	NCAA, 1st Rd
2025-26	7-0	0-0	--	
TOTAL	80-59	24-40		2 NCAA, 1 WNIT

DORE NOTES

AUBREY THE BALLER

Freshman Aubrey Galvan has made an immediate impact on Vanderbilt. The 5-6 point guard is the first NCAA Division I women's basketball player since at least 1999-00 to register 7-plus assists and 7-plus rebounds in back-to-back games to begin her career.

Galvan dished out a career-high eight assists in three separate games this season, which includes an 8-assist effort her last time out against Alabama State on Friday. Galvan is currently third in the nation in assists with 49, while she is fifth in assists per game at 8.2, as both marks ranks second in the SEC.

SACHA MOVING UP THE VANDY SCORING LIST

Graduate Sacha Washington ranks 33rd on Vanderbilt's all-time scoring list with 1,073 career points She needs 20 points to pass Dee Davis (1,092 pts; 2004-07) for 32nd place.

HAPPY TO BE HOME

Vanderbilt opened the 2025-26 season with a long excursion, as the Commodores endured a 10-day stretch from Oct. 26 to Nov. 4 where they traveled roughly 9,458 miles.

The Commodores open the season playing in a pair of premier women's basketball events. Vandy defeated Memphis, 104-68, in an exhibition game at the FedExForum for the 2025 Hoops for St. Jude® Tip Off Classic. After making the 424-mile round-trip to Memphis, the Dores traveled roughly 9,000 miles round-trip to Paris, France for Oui-Play Paris 2025. The Dores spent Oct. 29-Nov. 4 in the City of Light, and knocked off California, 74-65, on Nov. 3.

WASHINGTON'S DOUBLE-DOUBLE IN CLARKSVILLE

Graduate Sacha Washington recorded a double-double in the win at Austin Peay, as the 6-2 forward scored 10 points and pulled down 10 rebounds. It is Washington's 23rd career double-double at Vanderbilt, while it is her first since March 20, 2024, after she missed last season due to a medical condition.



DORE NOTES

MITCH'S DOUBLE-DOUBLE OFF THE BENCH IN PARIS

Junior Aiyana Mitchell collected her first career double-double in the 2025-26 season-opening win over California. The 6-4 forward scored a personal-best 12 points pulled down 10 rebounds and had three assists, blocks and steals each in a career-high 25 minutes off the bench. Mitchell is the first Commodore to register a double-double in a reserve role since Leilani Kapinus had an 11-rebound, 10-point effort against Evansville on Dec. 14, 2024.

AUBREY'S STRONG DEBUT

Freshman Aubrey Galvan flirted with a triple-double in her Vanderbilt debut, as the 5-6 guard collected nine rebounds, seven points and seven assists against California in Paris.

Galvan's nine rebounds are the most by a Commodore freshman in their debut since Koi Love's 10-carom effort against Jacksonville State on Nov. 5, 2019.

Her seven assists are the most by a Vanderbilt freshman in their debut since Minta Spears had seven assists against Mississippi Valley State on Nov. 15, 2015.

AN ELITE SCORER RETURNS

Vanderbilt sophomore Mikayla Blakes returns the fourth-highest scoring average in all of NCAA Division I, as last year's USBWA Tamika Catchings National Freshman of the Year returns 23.3 points per game from a season ago. Blakes is also the top returning scorer among all returning SEC players this season.

WELCOME BACK SACHA

Vanderbilt graduate Sacha Washington played in her first official game for the Commodores in 957 days in Paris after she redshirted the 2024-25 campaign due to a medical condition. The 6-2 forward registered 10 points, eight rebounds and a team-high four steals in 27 minutes of action. It was her 50th career game with 10 points or more.

TV READY

Vanderbilt has 12 nationally televised games during the 2025-26. Vanderbilt plays on ESPN, ESPN2, or ESPNU a total of six times and will have five games on SEC Network in 2025-26. The Dore play once on FOX for the Coretta Scott King Classic on Jan. 19.

SEC PROJECTIONS

Expectations are high for the Commodores coming into the 2025-26 season, as the Commodores had their highest placement in the preseason SEC polls under Shea Ralph. Vanderbilt was selected to finish seventh in the preseason SEC media poll, while the league's coaches projected an eighth-place finish for the Dore. Vanderbilt has posted back-to-back non-losing campaigns in SEC play, winning a total of 17 conference games over the last two seasons.

Sophomore Mikayla Blakes earned preseason first-team All-SEC honors from both the coaches and media. The guard is the top returning scorer in the SEC this season, as she averaged 23.3 points per game as a freshman a season ago.

TRIO OF DORES HONORED

Vanderbilt had three players selected to a preseason watchlist for the Naismith Basketball Hall of Fame Starting 5 Awards. Graduate Sacha Washington was named to the Katrina McClain Power Forward of the Year Award, while sophomore Mikayla Blakes was selected to the Ann Meyers-Drysdale Shooting Guard of the Year Award and junior Aalyah Del Rosario earned a spot on the Lisa Leslie Center of the Year Award.

ONE OF THE SEC'S BEST RETURNS

Graduate Sacha Washington returns to action after missing the 2024-25 campaign with a medical issue. Now with a clean bill of health, the 6-2 forward looks to pick up where she left off in 2022-23. Washington is the only active SEC player to collect over 1,000 points, 700 rebounds, and 100 blocks in their career.

She became the 41st Commodore to score 1,000 career points during Vanderbilt's 2024 NCAA Tournament run. She comes into the year having amassed 1,008 points, 720 rebounds, 108 blocks, and 105 assists in 99 career games with 72 starts.

2025-26 ROSTER BREAKDOWN

Vanderbilt returns seven players from last season's squad and rounded out the roster with five newcomers. The Commodores also welcomed back the return of graduate Sacha Washington after she redshirted last season due to a medical condition.

Sophomore Mikayla Blakes is the lone returning starter from last year's 22-win team, while Washington has started in 72 career games at Vanderbilt and has averaged double-digit points in each of her three seasons at Vandy. Along with Blakes, the Commodores bring back Jada Brown, Madison Greene, Justine Pissott, Aiyana Mitchell, Aga Makurat and Trinity Wilson.

The Dore brought in a pair of NCAA Division I transfers and three high schoolers. Graduate Ndjakalenga Mwenentanda and junior Aalyah Del Rosario bring ample March Madness experience, playing in a combined 16 NCAA Tournament games. Mwenentanda, a 6-2 guard, comes to the Music City after a three-year tenure at Texas, where she started for the Longhorns in the Sweet 16, Elite 8 and Final Four. Del Rosario, a 6-6 center, transferred in from LSU, where she was an All-SEC freshman team selection in 2023-24.

Freshmen Ava Black, Aubrey Galvan and Monique Williams round out the roster. Williams enrolled at Vanderbilt for the 2025 Spring semester and practiced with the team. Black and Galvan come to the program with high profiles, with Black being ranked as one of New England's top prospects and Galvan being the MaxPreps Illinois Player of the Year.



**DORE NOTES****SEC WEEKLY AWARDS****SEC PLAYER OF THE WEEK**

Week 1: Liv McGill, Florida

Week 2: Joyce Edwards, South Carolina

Week 3: Clara Strack, Kentucky

SEC FRESHMAN OF THE WEEK

Week 1: Bonnie Deas, Arkansas

Week 2: Aaliyah Chavez, Oklahoma

Week 3: Aubrey Galvan, Vanderbilt/Ace Austin, Alabama



**WOMEN'S
BASKETBALL**



2025-26 STATISTICAL RANKINGS

Statistic	RANKING (as of Nov. 27)		
	NCAA	SEC	VALUE
Assist/Turnover Ratio (359 ranked)	7	1	1.69
Assists Per Game (359 ranked)	6	1	21.0
Bench Points Per Game (359 ranked)	108	7	24.9
Blocks Per Game (359 ranked)	13	4	6.3
Field Goal Percentage (359 ranked)	31	7	47.3
Field Goal Percentage Defense (359 ranked)	42	8	34.7
Fouls Per Game (359 ranked)	81	5	15.7
Free Throw Attempts Per Game (359 ranked)	173	15	18.14
Free Throw Percentage (359 ranked)	285	15	64.6
Free Throws Made Per Game (359 ranked)	216	16	11.71
Rebound Margin (359 ranked)	49	11	8.6
Rebounds (Defensive) Per Game (359 ranked)	189	14	25.3
Rebounds (Offensive) Per Game (359 ranked)	18	3	17.3
Rebounds Per Game (359 ranked)	48	8	42.57
Scoring Defense (359 ranked)	30	7	53.4
Scoring Margin (359 ranked)	12	6	33.9
Scoring Offense (358 ranked)	12	6	87.3
Steals Per Game (358 ranked)	16	3	14.1
Three Point Attempts Per Game (359 ranked)	47	3	25.4
Three Point Percentage (359 ranked)	32	5	37.6
Three Point Percentage Defense (359 ranked)	109	7	27.0
Three Pointers Per Game (359 ranked)	18	2	9.6
Turnover Margin (359 ranked)	10	3	10.43
Turnovers Forced Per Game (359 ranked)	32	7	22.86
Turnovers Per Game (359 ranked)	21	4	12.4
Winning Percentage (344 ranked)	1	1	100.0

INDIVIDUAL

	RANKING (as of Nov. 27)		
	NCAA	SEC	VALUE
Mikayla Blakes			
Assist/Turnover Ratio	181	21	1.57
Field Goal Attempts	3	1	127
Field Goal Percentage	146	17	48.8
Field Goal Made	6	2	62
Free Throw Attempts	20	3	36
Free Throw Made	47	5	27
Points Scored	3	1	176
Points Per Game	3	1	25.1
Steals	12	5	26
Steals Per Game	17	5	3.71
Three Point Attempts	41	4	48
Three Point Percentage	182	11	33.3
Three Pointers Made	80	6	16
Three Pointers Per Game	121	7	2.29
Aubrey Galvan			
Assist/Turnover Ratio	51	8	2.63
Assists	7	3	50
Assists Per Game	7	2	7.1
Steals	23	7	23
Steals Per Game	31	8	3.29
Aiyana Mitchell			
Blocks	64	9	10
Blocks Per Game	83	9	1.42
Justine Pissott			
Assist/Turnover Ratio	52	8	2.63
Three Point Attempts	92	6	43
Three Point Percentage	88	6	41.9
Three Pointers Made	42	3	18
Three Pointers Per Game	76	4	2.57
Sacha Washington			
Blocks Per Game	202	20	1.00
Rebounds	113	14	52
Off. Rebounds Per Game	20	2	4.1
Rebounds Per Game	160	14	7.4
Aalyah Del Rosario			
Blocks	117	16	8
Blocks Per Game	182	17	1.44

2025-26 LEADERS & MISCELLANEOUS STATS

Leading Scorer • Season
Mikayla Blakes • 25.1 ppg**Leader in FG% • Season**
Aiyana Mitchell • 71.9% (23-32)**Leader in FT% • Season**
Mikayla Blakes • 75.0% (36-48)**Leader in 3P FG% • Season**
Justine Pissott • 41.9% (18-43)**Leader in 3P FGM • Season**
Justine Pissott • 18**Leading Rebounder • Season**
Sacha Washington • 7.4 rpg**Leader in Assists • Season**
Aubrey Galvan • 7.1 apg**Leader in Steals • Season**
Mikayla Blakes • 3.7 spg**Leader in Blocks • Season**
Aiyana Mitchell • 1.4 bpg**20-Pt Scoring Games**
Mikayla Blakes • 5**30-Pt Scoring Games**
Mikayla Blakes • 2**40-Pt Scoring Games**
--**50-Pt Scoring Games**
--**Ind. High Points • Game**
35 • Mikayla Blakes
vs. Oregon State (11/27/25)**Ind. High Rebounds • Game**
10 • Aiyana Mitchell
vs. California (11/03/25)10 • Sacha Washington (2x)
at Austin Peay (11/13/25)
Tennessee State (11/23/25)10 • Mikayla Blakes
at Western Kentucky (11/19/25)**Ind. High FTM • Game**
9 • Mikayla Blakes
vs. Oregon State (11/27/25)**Ind. High 3P FGM • Game**
5 • Mikayla Blakes
at Western Kentucky (11/19/25)5 • Aga Makurat
at Western Kentucky (11/19/25)5 • Justine Pissott
vs. Oregon State (11/27/25)**Ind. High Assists • Game**
15 • Aubrey Galvan
Tennessee State (11/23/25)**Ind. High Blocks • Game**
3 • A. Mitchell/J. Pissott
vs. California (11/03/25)**Ind. High Steals • Game**
9 • Aubrey Galvan
Tennessee State (11/23/25)**Longest Scoring Run**
27-0 • vs. Tennessee State (11/23/25)**Longest Opp. Scoring Run**
13-0 • vs. Oregon State (11/27/25)**Largest Margin of Victory**
56 pts • 99-43 • Tennessee St. (11/23/25)**Largest Halftime Lead**
46 pts • 56-10 • Tennessee St. (11/23/25)**Largest Halftime Deficit**
2 pts • 31-33 • vs. California (11/03/25)**Largest Halftime Deficit in a Win**
2 pts • 31-33 • vs. California (11/03/25)**Largest Halftime Lead in a Loss**
--**Largest Vandy Lead**
61 pts • 95-34 • Tennessee St. (11/23/25)**Largest Vandy Deficit**
9 pts • 24-33 • vs. California (11/03/25)**Largest Vandy Lead in a Loss**
--**Largest Vandy Deficit in a Win**
9 pts • 24-33 • vs. California (11/03/25)**Largest 1st Half Deficit in a Win**
9 pts • 24-33 • vs. California (11/03/25)**Largest 2nd Half Deficit in a Win**
2 pts • 35-37 • vs. California (11/03/25)

2025-26 SCORING HIGH-LOW QUARTERS

Most 1st Quarter Points Scored

31 • Tennessee State • 11/23/25

Most 1st Quarter Points Scored (SEC Games)

--

Fewest 1st Quarter Points Scored

18 • vs. California • 11/03/25

Fewest 1st Quarter Points Scored (SEC Games)

--

Most 2nd Quarter Points Scored

26 • Alabama State • 11/21/25

Most 2nd Quarter Points Scored (SEC Games)

--

Fewest 2nd Quarter Points Scored

13 • 2x, Last: Alabama State • 11/21/25

Fewest 2nd Quarter Points Scored (SEC Games)

--

Most 3rd Quarter Points Scored

30 • vs. Oregon State (11/27/25)

Most 3rd Quarter Points Scored (SEC Games)

--

Fewest 3rd Quarter Points Scored

24 • Last: 2x, Last: at Western Kentucky • 11/19/25

Fewest 3rd Quarter Points Scored (SEC Games)

--

Most 4th Quarter Points Scored

25 • Furman • 11/10/25

Most 4th Quarter Points Scored (SEC Games)

--

Fewest 4th Quarter Points Scored

12 • at Austin Peay • 11/12/25

Fewest 4th Quarter Points Scored (SEC Games)

--

Most 1st Quarter Points Allowed

19 • Austin Peay • 11/12/25

Most 1st Quarter Points Allowed (SEC Games)

--

Fewest 1st Quarter Points Allowed

4 • Tennessee State • 11/23/25

Fewest 1st Quarter Points Allowed (SEC Games)

--

Most 2nd Quarter Points Allowed

25 • vs. Oregon State (11/27/25)

Most 2nd Quarter Points Allowed (SEC Games)

--

Fewest 2nd Quarter Points Allowed

4 • Tennessee State • 11/23/25

Fewest 2nd Quarter Points Allowed (SEC Games)

--

Most 3rd Quarter Points Allowed

18 • Austin Peay • 11/12/25

Most 3rd Quarter Points Allowed (SEC Games)

--

Fewest 3rd Quarter Points Allowed

6 • Alabama State • 11/21/25

Fewest 3rd Quarter Points Allowed (SEC Games)

--

Most 4th Quarter Points Allowed

23 • vs. California • 11/03/25

Most 4th Quarter Points Allowed (SEC Games)

--

Fewest 4th Quarter Points Allowed

10 • 2x, Last: Alabama State • 11/21/25

Fewest 4th Quarter Points Allowed (SEC Games)

--



2025-26 OVERALL STATS



Game Records

Record	Overall	Home	Away	Neutral
ALL GAMES	7-0	3-0	2-0	2-0
CONFERENCE	0-0	0-0	0-0	0-0
NON-CONFERENCE	7-0	3-0	2-0	2-0

Score by Periods

Team	1st	2nd	3rd	4th	OT	TOT
Vanderbilt	164	143	183	121	0	611
Opponents	89	93	84	108	0	374

Team Box Score

No.	Player				Total		3-Point		F-Throw		Rebounds											
		GP-GS	MIN	AVG	FG-FGA	FG%	3FG-3FGA	3FG%	FT-FTA	FT%	OFF	DEF	TOT	AVG	PF	DQ	A	TO	BLK	STL	PTS	AVG
1	BLAKES, Mikayla	7-7	214:14	30.6	62-127	.488	16-48	.333	36-48	.750	9	19	28	4.0	12	0	22	14	4	26	176	25.1
3	GALVAN, Aubrey	7-7	224:48	32.1	29-78	.372	10-28	.357	3-5	.600	4	25	29	4.1	14	0	50	19	1	23	71	10.1
35	WASHINGTON, Sacha	7-7	145:22	20.8	31-58	.534	0-0	.000	7-13	.538	29	23	52	7.4	13	0	7	11	7	11	69	9.9
13	PISSOTT, Justine	7-7	187:54	26.8	24-57	.421	18-43	.419	3-4	.750	9	27	36	5.1	14	0	21	8	6	3	69	9.9
14	MITCHELL, Aiyana	7-0	124:15	17.8	23-32	.719	0-0	.000	13-23	.565	24	23	47	6.7	14	0	6	9	10	7	59	8.4
15	MWENENTANDA, Ndjakalenga	7-7	140:33	20.1	20-38	.526	6-13	.462	6-9	.667	8	10	18	2.6	8	0	11	8	3	6	52	7.4
24	MAKURAT, Aga	7-0	96:19	13.8	15-35	.429	7-22	.318	0-0	.000	5	8	13	1.9	7	0	6	2	3	4	37	5.3
2	BROWN, Jada	7-0	119:01	17.0	12-31	.387	7-17	.412	4-4	1.000	1	6	7	1.0	8	0	13	7	1	8	35	5.0
8	BLACK, Ava	5-0	68:41	13.7	8-16	.500	3-7	.429	1-2	.500	8	11	19	3.8	10	0	6	3	1	7	20	4.0
32	DEL ROSARIO, Aalyah	7-0	54:18	7.8	7-12	.583	0-0	.000	6-13	.462	5	9	14	2.0	7	0	5	3	8	3	20	2.9
30	WILSON, Trinity	2-0	03:58	2.0	0-0	.000	0-0	.000	1-2	.500	0	0	0	0.0	1	0	0	2	0	1	1	0.5
11	WILLIAMS, Monique	4-0	20:37	5.2	0-4	.000	0-0	.000	2-4	.500	2	1	3	0.8	2	0	0	0	0	0	2	0.5
Team											17	15	32					1				
Total		7	1400		231-488	.473	67-178	.376	82-127	.646	121	177	298	42.6	110	0	147	87	44	99	611	87.3
Opponents		7	1400		137-395	.347	41-152	.270	59-96	.615	84	154	238	34.0	116	2	74	160	19	39	374	53.4

Team Statistics

	VU	OPP
Scoring	611	374
Points per game	87.3	53.4
Scoring margin	+33.9	-
Field goals-att	231-488	137-395
Field goal pct	.473	.347
3 point fg-att	67-178	41-152
3-point FG pct	.376	.270
3-pt FG made per game	9.6	5.9
Free throws-att	82-127	59-96
Free throw pct	.646	.615
F-Throws made per game	11.7	8.4
Rebounds	298	238
Rebounds per game	42.6	34.0
Rebounding margin	+8.6	-
Assists	147	74
Assists per game	21.0	10.6
Turnovers	87	160
Turnovers per game	12.4	22.9
Turnover margin	+10.4	-
Assist/turnover ratio	1.7	0.5
Steals	99	39
Steals per game	14.1	5.6
Blocks	44	19
Blocks per game	6.3	2.7
Winning streak	7	-
Home win streak	3	-
Attendance	8593	2714
Home games-Avg/Game	3-2864	2-1357
Neutral site-Avg/Game	-	2-3268

Team Results

Date	Opponent		Score	Att.
11/03/2025	vs California	W	74-65	5712
11/10/2025	Furman	W	96-48	2352
11/12/2025	at Austin Peay	W	75-65	1178
11/19/2025	at Western Ky.	W	87-49	1536
11/21/2025	Alabama St.	W	92-38	3733
11/23/2025	Tennessee St.	W	99-43	2508
11/27/2025	vs Oregon St.	W	88-66	824



2024-25 SEC STATS



Game Records

Record	Overall	Home	Away	Neutral
ALL GAMES	8-8	4-4	4-4	0-0
CONFERENCE	8-8	4-4	4-4	0-0
NON-CONFERENCE	0-0	0-0	0-0	0-0

Score by Periods

Team	1st	2nd	3rd	4th	OT	TOT
Vanderbilt	276	296	331	358	26	1287
Opponents	278	266	349	347	24	1264

Team Box Score

No.	Player				Total		3-Point		F-Throw		Rebounds													
		GP-GS	MIN	AVG	FG-FGA	FG%	3FG-3FGA	3FG%	FT-FTA	FT%	OFF	DEF	TOT	AVG	PF	DQ	A	TO	BLK	STL	PTS	AVG		
1	BLAKES, Mikayla	16-15	559:11	34.9	134-286	.469	43-108	.398	119-132	.902	29	38	67	4.2	45	1	44	55	5	35	430	26.9		
12	PIERRE, Khamil	16-16	528:03	33.0	123-280	.439	4-16	.250	57-84	.679	37	95	132	8.3	50	2	39	27	5	36	307	19.2		
23	MOORE, Iyana	16-16	502:19	31.4	65-169	.385	30-93	.323	34-38	.895	15	26	41	2.6	35	2	38	37	3	21	194	12.1		
4	GREENE, Madison	16-0	318:58	19.9	31-77	.403	12-34	.353	17-22	.773	5	20	25	1.6	31	0	16	24	0	16	91	5.7		
13	PISSOTT, Justine	12-0	124:49	10.4	18-35	.514	13-30	.433	5-6	.833	5	9	14	1.2	13	0	7	8	1	2	54	4.5		
10	NWABA, Jane	16-16	216:47	13.5	19-50	.380	11-23	.478	11-16	.688	17	18	35	2.2	20	0	12	9	0	10	60	3.8		
11	OLIVER, Jordyn	16-16	512:38	32.0	26-51	.510	0-1	.000	5-7	.714	20	41	61	3.8	31	1	58	22	6	28	57	3.6		
5	KAPINUS, Leilani	16-1	291:60	18.2	18-45	.400	2-12	.167	8-11	.727	21	34	55	3.4	34	0	15	16	4	25	46	2.9		
24	MAKURAT, Aga	4-0	13:36	3.4	3-5	.600	3-5	.600	0-0	.000	0	1	1	0.3	2	0	1	0	0	0	9	2.3		
14	MITCHELL, Aiyana	16-0	175:05	10.9	12-30	.400	0-0	.000	10-14	.714	12	28	40	2.5	28	0	9	16	12	8	34	2.1		
2	BROWN, Jada	5-0	18:22	3.7	2-5	.400	1-3	.333	0-0	.000	1	2	3	0.6	2	0	1	2	0	0	5	1.0		
30	WILSON, Trinity	4-0	13:12	3.3	0-0	.000	0-0	.000	0-0	.000	0	1	1	0.3	4	0	3	1	0	0	0	0.0		
Team											29	31	60					6						
Total		16	3275		451-1033	.437	119-325	.366	266-330	.806	191	344	535	33.4	295	6	243	223	36	181	1287	80.4		
Opponents		16	3275		481-1018	.472	98-310	.316	204-282	.723	230	421	651	40.7	296	5	253	297	59	108	1264	79.0		

Team Statistics

	VU	OPP
Scoring	1287	1264
Points per game	80.4	79.0
Scoring margin	+1.4	-
Field goals-att	451-1033	481-1018
Field goal pct	.437	.472
3 point fg-att	119-325	98-310
3-point FG pct	.366	.316
3-pt FG made per game	7.4	6.1
Free throws-att	266-330	204-282
Free throw pct	.806	.723
F-Throws made per game	16.6	12.8
Rebounds	535	651
Rebounds per game	33.4	40.7
Rebounding margin	-7.3	-
Assists	243	253
Assists per game	15.2	15.8
Turnovers	223	297
Turnovers per game	13.9	18.6
Turnover margin	+4.6	-
Assist/turnover ratio	1.1	0.9
Steals	181	108
Steals per game	11.3	6.8
Blocks	36	59
Blocks per game	2.3	3.7
Winning streak	2	-
Home win streak	1	-
Attendance	45234	37284
Home games-Avg/Game	8-5654	8-4661
Neutral site-Avg/Game	-	0-0

Team Results

Date	Opponent		Score	Att.
01/02/2025	Georgia	W	108-82	3120
01/05/2025	Kentucky	L	78-96	8501
01/09/2025	at Ole Miss	L	59-87	3825
01/13/2025	at LSU	L	77-83	10201
01/19/2025	Tennessee	W	71-70	8299
01/23/2025	Arkansas	W	101-60	3500
01/26/2025	at Alabama	W	66-64	2712
01/30/2025	at Florida	W	99-86	1709
02/02/2025	Ole Miss	L	61-76	6021
02/06/2025	at Texas	L	66-87	7049
02/13/2025	Mississippi St.	Lot2	77-85	3577
02/16/2025	at Auburn	Wot	98-88	4353
02/20/2025	at Oklahoma	L	81-101	4073
02/23/2025	South Carolina	L	54-82	7805
02/27/2025	Texas A&M	W	91-58	4411
03/02/2025	at Missouri	W	100-59	3362





2025-25 HONORS & AWARDS

MIKAYLA BLAKES • So. • 5-8 • G • Somerset, N. J.

- John R. Wooden Award Top 50 Preseason Watch List (Nov. 18)
- USBWA Ann Meyers Drysdale Player of the Year Preseason Watch List (Nov. 7)
- WBCA Wade Trophy Player Watch List (Nov. 5)
- USA Today Sports Network Preseason All-America Second Team (Oct. 31)
- Jersey Mike's Naismith Trophy Women's College Player of the Year Watch List (Oct. 30)
- The Athletic Preseason All-America First Team (Oct. 28)
- Preseason Ann Meyers Drysdale Shooting Guard of the Year Award Watch List (Oct. 28)
- Preseason All-SEC First Team - Coaches (Oct. 22)
- Preseason All-SEC First Team - Media (Oct. 13)

SACHA WASHINGTON • Gr. • 6-2 • F • Lawrenceville, Ga.

- Preseason Katrina McLain Power Forward of the Year Award Watch List (Oct. 30)

AALYAH DEL ROSARIO • Jr. • 6-6 • C • Santo Domingo, D.R.

- Preseason Lisa Leslie Center of the Year Award Watch List (Oct. 31)

JADA BROWN • Sr. • 5-8 • G • Bentonville, Ark.

- Kay Yow Servant Leader Award

AUBREY GALVAN • Fr. • 5-6 • G • Deerfield, Ill.

- SEC Co-Freshman of the Week (Nov. 25)
- NCAA Starting Five (Nov. 25)

SEC PRESEASON POLLS

2025-26 PRESEASON SEC WOMEN'S BASKETBALL COACHES POLL

- | | |
|-------------------|-----------------------|
| 1) Texas | 9) Alabama |
| 2) South Carolina | 10) Florida |
| 3) LSU | 11) Georgia |
| 4) Oklahoma | 12) Mississippi State |
| 5) Tennessee | 13) Texas A&M |
| 6) Ole Miss | 14) Missouri |
| 7) Kentucky | 15) Auburn |
| 8) Vanderbilt | 16) Arkansas |

SEC PRESEASON PLAYER OF THE YEAR - COACHES

Madison Booker, Texas

ALL-SEC FIRST TEAM - COACHES

Flau'Jae Johnson, LSU
Mikaylah Williams, LSU
Raegan Beers, Oklahoma
Joyce Edwards, South Carolina
Ta'Niya Latson, South Carolina
Talaysia Cooper, Tennessee
Madison Booker, Texas
Mikayla Blakes, Vanderbilt

ALL-SEC SECOND TEAM - COACHES

Essence Cody, Alabama
Liv McGill, Florida
Teonni Key, Kentucky
Clara Strack, Kentucky
MiLaysia Fulwiley, LSU
Cotie McMahon, Ole Miss
Payton Verhulst, Oklahoma
Rori Harmon, Texas

2025-26 PRESEASON SEC WOMEN'S BASKETBALL MEDIA POLL

- | | |
|-------------------|-----------------------|
| 1) South Carolina | 9) Alabama |
| 2) Texas | 10) Mississippi State |
| 3) LSU | 11) Florida |
| 4) Tennessee | 12) Georgia |
| 5) Oklahoma | 13) Missouri |
| 6) Ole Miss | 14) Texas A&M |
| 7) Vanderbilt | 15) Auburn |
| 8) Kentucky | 16) Arkansas |

SEC PRESEASON PLAYER OF THE YEAR - MEDIA

Madison Booker, Texas

ALL-SEC FIRST TEAM - MEDIA

Flau'Jae Johnson, LSU
Reagan Beers, Oklahoma
Joyce Edwards, South Carolina
Madison Booker, Texas
Mikayla Blakes, Vanderbilt

ALL-SEC SECOND TEAM - MEDIA

Clara Strack, Kentucky
Mikaylah Williams, LSU
Cotie McMahon, Ole Miss
Ta'Niya Latson, South Carolina
Talaysia Cooper, Tennessee
Rori Harmon, Texas





MEMORIAL GYMNASIUM



Memorial Gymnasium, the Southeastern Conference's most historic venue for college basketball, serves as the home court for the Vanderbilt Commodores. Dedicated in 1952 as a memorial to all Vanderbilt men and women who served in World War II, the arena was built as a combination gymnasium and concert hall by the late master architect Edwin Keeble. Decades later, the unique style of Memorial Gym—with its benches on the baselines, a playing court that sits above portions of the crowd and deafening acoustics—continues to make the Commodores' home a dreaded stop for opponents.

“Memorial Magic,” with its capacity crowds, overflowing student section and lively pep band, have assisted in numerous Commodore victories. In the stands, fans across middle Tennessee have helped Memorial Gymnasium rank among the NCAA's top 30 attendance leaders on numerous occasions.

In all, Memorial Gym has been expanded three times. Constructed with a seating capacity of 6,583, the University saw its first need to increase seating in 1965 with the addition of two north-side balconies. Two years later, a pair of balancing balconies were erected on the south side of the gym and dubbed “The Balconies That Clyde Lee Built.”

Capacity has fluctuated throughout the history of the building. It reached its highest number of 15,646 in 1969 when 4,000 seats were added in the east and west ends. When chairback seats in the end zones and suites on the north side were installed in the late 1990s capacity lowered to 14,168. Shortly thereafter, university officials removed portions of media press row on the south side in an effort to expand the student section by nearly 150 seats. Official capacity is now 14,326.

YEAR-BY-YEAR HOME RECORD

Year	W-L
2025-26	3-0
2024-25	13-4
2023-24	12-5
2022-23	9-7
2021-22	12-5
2020-21*	3-2
2019-20	10-6
2018-19	5-9
2017-18	4-11
2016-17	10-5
2015-16	10-6
2014-15	9-6
2013-14	12-5
2012-13	12-2
2011-12	18-2
2010-11	12-3
2009-10	12-4
2008-09	15-1
2007-08	13-3
2006-07	15-1
2005-06	13-3
2004-05	11-3
2003-04	11-3
2002-03	11-2
2001-02	18-1
2000-01	16-2
1999-00	11-3
1998-99	9-5
1997-98	12-2
1996-97	13-1
1995-96	13-2
1994-95	16-1
1993-94	14-2
1992-93	15-1
1991-92	13-2
1990-91	11-3
1989-90	15-2
1988-89	10-1
1987-88	12-2
1986-87	15-2
1985-86	11-3
1984-85	6-4
1983-84	9-3
1982-83	5-6
1981-82	10-4
1980-81	6-5
1979-80	6-5
1978-79	7-5
1977-78	10-2
Total.....	535-165 (.765)

Vanderbilt has ranked among the top attendance draws in women's basketball over the years. Here is a year-by-year look at VU's home attendance figures, including where the team has ranked nationally in total attendance since the 1999-00 season:

Year	Games	Total	Average	National Rank (Total)
2025-26	3	6,085	3,043	--
2024-25	17	71,266	4,192	32nd
2023-24	17	47,479	2,793	53rd
2022-23	16	38,640	2,415	57th
2021-22	18	31,211	1,734	51st
2020-21*	5	209	42	--
2019-20	16	37,391	2,369	54th
2018-19	14	33,129	2,366	64th
2017-18	15	42,705	2,847	45th
2016-17	15	42,685	2,846	40th
2015-16	16	46,496	2,906	37th
2014-15	15	53,280	3,552	30th
2013-14	17	66,338	3,902	25th
2012-13	14	56,309	4,022	24th
2011-12	20	82,261	4,113	23rd
2010-11	15	68,828	4,589	20th
2009-10	16	69,521	4,345	21st
2008-09	16	76,150	4,759	18th
2007-08	17	91,279	5,369	17th
2006-07	16	72,215	4,513	23rd
2005-06	16	65,693	4,106	23rd
2004-05	14	51,682	3,692	31st
2003-04	14	44,352	3,168	33rd
2002-03	13	57,709	4,439	21st
2001-02	19	90,800	4,779	16th
2000-01	18	50,650	2,814	36th
1999-00	14	44,982	3,213	30th
1998-99	14	65,046	4,646	--
1997-98	14	91,056	6,504	--
1996-97	14	67,967	4,854	--
1995-96	15	88,151	5,877	--
1994-95	17	69,788	4,105	--
1993-94	14	73,686	5,253	--
1992-93	14	67,871	4,848	--
1991-92	15	36,266	2,418	--
1990-91	14	20,205	1,443	--
1989-90	17	25,887	1,522	--
1988-89	11	14,265	1,297	--
1987-88	13	7,324	563	--
1986-87	17	12,248	721	--
1985-86	14	5,750	411	--
1984-85	10	4,450	445	--
1983-84	12	8,664	722	--
1982-83	11	6,950	632	--
1981-82	14	6,310	451	--
1980-81	10	2,525	253	--

*Vanderbilt discontinued its 2020-21 season due to the COVID-19 pandemic

Memorial Gym Women's Basketball Crowds Over 10,000

Rank	Attendance	Opponent	Date
1.	15,317	Tennessee	1/30/1993
2.	15,311	Tennessee	2/7/1999
3.	15,187	Tennessee	2/25/1996
4.	14,848	Tennessee	2/16/1998
5.	14,316	Tennessee	2/17/2008
6.	14,168	Tennessee	2/16/2002
7.	13,227	Tennessee	12/31/1994
8.	13,127	Tennessee	1/19/2006
9.	12,645	Tennessee	1/31/1994
10.	12,417	Tennessee	1/19/1997
11.	12,131	Ohio State	1/6/1993
12.	12,034	Tennessee	2/9/2012
13.	12,009	Tennessee	1/25/2007
14.	11,401	Tennessee	2/2/2003
15.	11,386	Tennessee	2/14/2011
16.	10,561	Tennessee	2/15/2004
17.	10,154	Tennessee	1/24/2013
18.	10,149	Tennessee	2/24/2000

RECORDS AT A GLANCE

Points

Game	1.	55 • Mikayla Blakes at Auburn, 2.16.25
	10.	36 • Wendy Scholtens vs. Lipscomb, 1.9.90
	.	36 • Mikayla Blakes vs. Georgia, 1.2.25
Season	'25-26	35 • Mikayla Blakes, vs. Oregon State, 11.27.25
	1.	855 • Wendy Scholtens, 1989-90
	10.	633 • Jackie Cowan, 1985-86
Career	'25-26	176 • Mikayla Blakes
	1.	2,604 • Chantelle Anderson, 2000-03
	10.	1,618 • Jasmine Lister, 2011-14
	Active	1,077 • Sacha Washington, 2022-present

Field Goals Made

Game	1.	19 • Khamil Pierre vs. Evansville, 12.14.24
	.	Chantelle Anderson at Portland State, 12.23.00
	9.	15 • 9 Times, Last: Mikayla Blakes at Auburn, 02.16.25
Season	'25-26	12 • Mikayla Blakes, vs. Oregon State, 11.27.25
	1.	309 • Wendy Scholtens, 1989-90
	10.	244 • Sheri Sam, 1995-96
Career	'25-26	62 • Mikayla Blakes
	1.	1,020 • Chantelle Anderson, 2000-03
	10.	625 • Sheri Sam, 1992-96
	Active	434 • Sacha Washington, 2022-present

Field Goals Attempted

Game	1.	31 • Eva Lemeh at Georgia, 2.16.81
	9.	25 • Four times: Last: Khamil Pierre at Texas, 2.6.25
	'25-26	27 • Mikayla Blakes, vs. California, 11.3.25
Season	1.	571 • Barbara Brackman, 1981-82
	10.	504 • Jackie Cowan, 1985-86
	'25-26	127 • Mikayla Blakes
Career	1.	1,655 • Wendy Scholtens, 1988-91
	10.	1,301 • Carla Thomas, 2004-2007
	Active	886 • Sacha Washington, 2022-present

Field Goal Percentage

Game	1.	1.000 • 4 Times, Last: Hannah Tuomi, 10-10 vs. UF, 2.24.10
	(Min. 10 FGM)	9. .917 • 3 Times, Last: Ashley Earley, 11-12 at Tenn., 2.13.05
	'25-26	.647 • Mikayla Blakes, 11-17 vs. Tennessee State, 11.23.25
Season	1.	.723 (292-404) • Chantelle Anderson, 2000-01
	(Min. 150 FGM)	10. .602 (103-171) • Nicole Jules, 2005-06
	'25-26	.488 (62-127) • Mikayla Blakes
Career	1.	.651 (1,020-1,568) • Chantelle Anderson, 2000-03
	(Min. 400 FGM)	10. .543 (706-1,301) • Carla Thomas, 2004-07
	Active	.491 (432-880) • Sacha Washington, 2022-present

3-Pointers Made

Game	1.	9 • Iyana Moore, vs. Alabama State, 12.28.21
	5.	7 • 12 Times, Last: Mikayla Blakes at Oklahoma, 02.22.25
	'25-26	5 • 3x, Last: Justine Pissott, vs. Oregon State, 11.27.25
Season	1.	95 • Caroline Williams, 2005-06
	10.	80 • Christina Wirth, 2008-09
	'25-26	18 • Justine Pissott
Career	1.	276 • Christina Foggie, 2011-14
	10.	179 • Michelle Palmisano, 1995-97
	Active	101 • Justine Pissott, 2023-present

3-Pointers Attempted

Game	1.	17 • Christina Foggie vs. Virginia, 11.23.12
	.	17 • Christina Foggie vs. Maryland, 3.28.09
	8.	14 • Three Times, Last: Mikayla Blakes at Miami, 12.04.24
Season	'25-26	11 • 2 Times, Last: Aga Makurat, vs. Alabama St., 11.21.25
	1.	225 • Merideth Marsh, 2009-10
	10.	207 • Merideth Marsh, 2008-09
Career	.	Iyana Moore, 2021-22
	'25-26	48 • Mikayla Blakes
	1.	735 • Christina Foggie, 2011-14
	10.	460 • Julie Powell, 1991-94
	Active	279 • Justine Pissott, 2023-present

3-Point Percentage

Game	1.	1.000 • 7 Times, Last: Erin Whalen (5-5) at Alabama, 1.21.18
	(Min. 5 3PM)	'25-26 .555 • 2x, Last: Justine Pissott (5-9) vs. Oregon St., 11.27.25
	Season	1. .505 (48-95) • Caroline Williams, 2004-05
(Min. 40 3PA)	10.	.446 (37-83) • Christa Reed, 2016-17
	'25-26	.419 (18-43) • Justine Pissott
	Career	1. .465 (238-512) • Caroline Williams, 2004-07
(Min. 100 3PM)	10.	.394 (145-368) • Donna Harris, 1990-94
	Active	.362 (101-279) • Justine Pissott, 2023-present

Free Throws Made

Game	1.	23 • Mikayla Blakes at Auburn, 2.16.25
	2.	18 • Ashley McElhiney vs. LSU, 2.15.01
	.	18 • Wendy Scholtens at Tenn. Tech, 1.11.89
Season	5.	16 • Four Times, Last: Mikayla Blakes , at Florida 01.30.25
	'25-26	9 • Mikayla Blakes vs. Oregon State, 11.27.25
	1.	236 • Wendy Scholtens, 1989-90
Career	3.	193 • Mikayla Blakes, 2024-25
	10.	134 • Chantelle Anderson, 2000-01
	'25-26	36 • Mikayla Blakes
Career	1.	681 • Wendy Scholtens, 1988-91
	10.	298 • Ashley McElhiney, 2000-03
	Active	229 • Mikayla Blakes, 2025-present

Free Throws Attempted

Game	1.	24 • Mikayla Blakes at Auburn, 2.16.25
	2.	19 • Ashley McElhiney vs. LSU, 2.15.01
	3.	18 • 3 Times, Last: Mikayla Blakes, at Florida, 01.30.25
Season	'25-26	11 • Mikayla Blakes at Austin Peay, 11.12.25
	1.	264 • Wendy Scholtens, 1989-90
	10.	192 • Cijaja Harbison, 2022-23
Career	'25-26	48 • Mikayla Blakes
	1.	785 • Wendy Scholtens, 1988-91
	10.	413 • Dee Davis, 2004-07
	Active	329 • Sacha Washington, 2022-present

Free Throw Percentage

Game	1.	1.000 • 19 Times, Last: Iyana Moore (10-10) vs Ga., 3.3.24
	(Min. 10 FTM)	25-26 .900 • Mikayla Blakes (9-10), vs. Oregon State, 11.27.25
	Season	1. .938 (61-65) • Christa Reed, 2017-18
(Min. 50 FTA)	5.	.883 (193-218) • Mikayla Blakes, 2024-25
	10.	.871 (54-62) • Christina Wirth, 2006-07
	'25-26	.750 (36-48) • Mikayla Blakes
Career	1.	.861 (229-266) • Mikayla Blakes, 2025-present
	(Min. 180 FTM)	10. .793 (195-246) • Christina Wirth, 2006-09
	Active	.861 (229-266) • Mikayla Blakes, 2025-present

Rebounds

Game	1.	22 • Wendy Scholtens vs. Lipscomb, 1.9.90
	.	22 • Wendy Scholtens vs. Wright State, 12.9.89
	.	22 • Barbara Brackman vs. Union, 1.4.83
Season	10.	19 • 6 Times, Last: Jennifer Holmes vs. Florida, 2.25.99
	'25-26	10 • 4x, Last: Sacha Washington , vs. Tennessee St., 11.23.25
	1.	389 • Wendy Scholtens, 1989-90
Career	.	Karen Booker, 1986-87
	6.	315 • Wendy Scholtens, 1988-89
	10.	291 • Sheri Sam, 1989-90
	'25-26	52 • Sacha Washington
Career	1.	1,272 • Wendy Scholtens, 1988-91
	10.	822 • Chantelle Anderson, 2000-03
	Active	772 • Sacha Washington, 2022-present

Assists

Game	1.	17 • Ashley McElhiney at Louisville, 1.2.03
	7.	13 • 5 Times, Last: Jasmine Lister vs. Tenn., 2.9.12
	'25-26	15 • Aubrey Galvan , vs. Tennessee State, 11.23.25
Season	1.	262 • Cathy Bender, 1981-82
	10.	168 • Jasmine Lister, 2012-13
	'25-26	50 • Aubrey Galvan
Career	1.	730 • Dee Davis, 2004-07
	10.	438 • Jordyn Cambridge, 2018-24
	Active	127 • Mikayla Blakes, 2025-present

Steals

Game	1.	11 • Eva Lemeh vs. Murray State, 12.14.80
	3.	9 • 4 Times, Last: Aubrey Galvan vs. Tennessee St., 11.23.25
	'25-26	9 • Aubrey Galvan , Tennessee State, 11.23.25
Season	1.	129 • Jordyn Cambridge, 2021-22
	6.	94 • Eva Lemeh, 1980-81
	10.	89 • Donna Atkison, 1983-84
Career	'25-26	26 • Mikayla Blakes
	1.	351 • Jordyn Cambridge, 2018-24
	10.	221 • Jennifer Risper, 2006-09
	Active	114 • Sacha Washington, 2022-present

Blocked Shots

Game	1.	10 • Angela Gorsica vs. Wingate, 12.28.95
	.	10 • Heidi Gillingham vs. Middle Tennessee, 1.30.92
	4.	8 • 15 Times, Last: Angela Gorsica vs. DePaul, 2.19.97
Season	'25-26	3 • 2x, Last: Aalyah Del Rosario , vs. Alabama State, 11.21.25
	1.	131 • Heidi Gillingham, 1991-92
	10.	57 • Carolyn Peck, 1987-88
Career	'25-26	10 • Aiyana Mitchell
	1.	413 • Heidi Gillingham, 1991-94
	10.	112 • Harriet Brumfield, 1982-85
	Active	115 • Sacha Washington, 2022-present

Points Per Game

Season	1.	25.2 (855 pts) • Wendy Scholtens, 1989-90
	2.	23.3 (769 pts) • Mikayla Blakes, 2024-25
	10.	20.4 • Sheri Sam, 1995-96/Jackie Cowan, 1985-86
Career	'25-26	25.1 (176 pts) • Mikayla Blakes
	1.	21.3 (122 GP) • Wendy Scholtens, 1988-91
	(Min. 100 GP)	10. 12.8 (119 GP) • Karen Booker, 1984-87
	Active	10.2 (106 GP) • Sacha Washington, 2022-present

Games Played

Career	1.	137 • Jessica Mooney, 2007-10
	.	137 • Chantelle Anderson, 2000-03
	7.	132 • Six times, Last: Tiffany Clarke, 2010-13
	Active	105 • Sacha Washington, 2022-present

Minutes Played

Game	1.	50 • Karen McGinn vs. Auburn, 12.13.78
	.	50 • Ann Morrow vs. Auburn, 12.13.78
	9.	46 • Chavonne Hammond vs. Kansas, 3.18.00
Season	.	46 • Ashley Smith vs. George Washington, 12.22.98
	'25-26	40 • Mikayla Blakes vs. California, 11.3.25
	.	40 • Aubrey Galvan at Austin Peay, 11.12.25
Career	1.	1,298 • Ashley McElhiney, 2001-02
	10.	1,179 • Zuzi Klimesova, 2000-01
	'25-26	224 • Aubrey Galvan
Career	1.	4,626 • Jasmine Lister, 2011-14
	10.	3,779 • Christina Werth, 2006-09
	Active	2,611 • Sacha Washington, 2022-present



THE LAST TIME WHEN...

SCORING

Less than 40 pts	31 • East Tennessee St. • Johnson City, Tenn. • 12.01.22
40-49 pts	49 • Texas A&M • College Station, Texas • 02.15.24
Less than 50 pts & Won	49 • Texas A&M • College Station, Texas • 02.15.24
90-99 pts	99 • Tennessee State • Nashville, Tenn. • 11.23.25
100+ pts (regulation)	100 • Missouri • Columbia, Mo. • 03.02.25
100+ pts	100 • Missouri • Columbia, Mo. • 03.02.25

OPPONENT SCORING

Less than 40 pts	38 • Alabama State • Nashville, Tenn. • 11.21.25
40-49 pts	43 • Tennessee State • Nashville, Tenn. • 11.23.25
Less than 50 pts & Won	44 • East Tennessee St. • Johnson City, Tenn. • 12.01.22
90-99 pts	96 • Kentucky • Nashville, Tenn. • 01.05.25
100+ pts (regulation)	101 • Oklahoma • Norman, Okla. • 02.20.25
100+ pts	101 • Oklahoma • Norman, Okla. • 02.20.25

FIELD GOAL PERCENTAGE

20.0%-29.9%	27.9% (19-68) • Florida • Gainesville, Fla. • 1.22.23
30.0%-39.9%	38.7% (29-75) • California • Paris, France • 11.03.25
30.0%-39.9% & Won	38.7% (29-75) • California • Paris, France • 11.03.25
50.0%-59.9%	56.6% (43-76) • Tennessee State • Nashville, Tenn. • 11.23.25
60.0% or higher	69.2% (36-52) • Air Force • Nashville, Tenn. • 11.30.15

OPPONENT FIELD GOAL PERCENTAGE

20.0%-29.9%	26.8% (15-56) • Tennessee State • Nashville, Tenn. • 11.23.25
20.0%-29.9% & won	27.4% (17-62) • East Tenn. St. • Johnson City, Tenn. • 12.1.22
30.0%-39.9%	32.7% (18-55) • Western Kentucky • Bowling Green, Ky. • 11.19.25
30.0%-39.9% & won	38.9% (35-90) • Mississippi State • Nashville, Tenn. • 02.13.25
50.0%-59.9%	54.7% (35-64) • South Carolina • Greenville, S.C. • 03.07.25
50.0%-59.9% & lost	51.6% (33-64) • Auburn • Auburn, Ala. • 02.16.25
60.0% or higher	66.7% (28-42) • Georgia • Nashville, Tenn. • 2.5.23

FREE THROW PERCENTAGE

Less than 50.0%	37.5% (3-8) • South Florida • Tampa, Fla. • 11.14.24
90.0%-99.9%	91.7% (11-12) • South Carolina • Greenville, S.C. • 03.07.25
1.000%	5-5 • Missouri • Columbia, Mo. • 03.02.25
1.000% w/ 10 or more makes	15-15 • Appalachian State • Nashville, Tenn. • 12.1.24

OPPONENT FREE THROW PERCENTAGE

Less than 50.0%	37.5% (3-8) • Tennessee • Greenville, S.C. • 03.06.25
90.0%-99.9%	92.3% (12-13) • Ole Miss • Oxford, Miss. • 01.09.25
1.000%	3-3 • South Florida • Tampa, Fla. • 11.14.24
1.000% w/ 10 or more makes	12-12 • Texas A&M • College Station, Texas • 2.10.22

BASKETS MADE

40+ field goals made	43 • Tennessee State • Nashville, Tenn. • 11.23.25
10-14 3-point field goals made	12 • Oregon State • St. Thomas, USVI. • 11.27.25
15+ 3-point field goals made	17 • Alabama State • Nashville, Tenn. • 12.28.21
Did not make a 3-pointer	0-9 • Butler • Indianapolis • 12.7.23
Made 20+ free throws	29 (29-32) • Auburn • Auburn, Ala. • 02.16.25
Made less than five free throws	3 (3-8) • South Florida • Tampa, Fla. • 11.14.24
Made 5-10 free throws	5 (5-10) • Tennessee State • Nashville, Tenn. • 11.23.25

OPPONENT BASKETS MADE

40+ field goals made	42 • South Carolina • Nashville, Tenn. • 1.14.21
10-14 3-point field goals made	12 • Oklahoma • Norman, Okla. • 02.20.25
15+ 3-point field goals made	15 • Kentucky • Nashville, Tenn. • 01.05.25
Did not make a 3-pointer	0-8 • Ole Miss • Nashville, Tenn. • 2.20.22
Made 20+ free throws	22 (22-26) • Texas • Austin, Texas • 02.06.25
Made less than five free throws	3 (3-8) • Tennessee • Greenville, S.C. • 03.06.25
Made 5-10 free throws	7 (7-9) • Oregon State • St. Thomas, USVI. • 11.27.25

REBOUNDS

10-20 rebounds	20 • Georgia • Nashville, Tenn. • 2.5.23
21-29 rebounds	28 • South Carolina • Greenville, S.C. • 03.07.25
40-44 rebounds	43 • Western Ky. • Bowling Green, Ky. • 11.19.25
45-49 rebounds	45 • Tennessee State • Nashville, Tenn. • 11.23.25
50+ rebounds	51 • West Georgia • Nashville, Tenn. • 12.21.24
20+ rebound margin	+27 • Austin Peay • Nashville, Tenn. • 11.08.24
30+ rebound margin	+30 • Samford • Nashville, Tenn. • 11.22.24

OPPONENT REBOUNDS

20-24 rebounds	24 • Miami • Coral Gables, Fla. • 12.04.24
25-29 rebounds	27 • Western Ky. • Bowling Green, Ky. • 11.19.25
40-44 rebounds	42 • Oregon State • St. Thomas, USVI. • 11.27.25
45-49 rebounds	48 • Michigan State • Palm Springs, Calif. • 11.27.24
50+ rebounds	54 • Oklahoma • Norman, Okla. • 02.20.25
60+ rebounds	65 • Mississippi State • Nashville, Tenn. • 02.13.25
20+ rebound margin	+25 • Oklahoma • Norman, Okla. • 02.20.25

STEALS

0-5 steals	5 • South Carolina • Greenville, S.C. • 03.07.25
10-15 steals	12 • Oregon State • St. Thomas, USVI. • 11.27.25
16-19 steals	18 • Tennessee State • Nashville, Tenn. • 11.23.25
20+ steals	21 • Texas A&M • Nashville, Tenn. • 02.27.25

OPPONENT STEALS

0-5 steals	3 • Oregon State • St. Thomas, USVI. • 11.27.25
10-15 steals	12 • South Carolina • Greenville, S.C. • 03.07.25
15-19 steals	17 • Florida • Nashville, Tenn. • 1.7.24
20+ steals	22 • UCLA • Boston, Mass. • 11.26.95

ASSISTS

0-9 assists	8 • Texas • Austin, Texas • 02.06.25
15-19 assists	15 • Oregon State • St. Thomas, USVI. • 11.27.25
20-25 assists	22 • Alabama State • Nashville, Tenn. • 11.21.25
25-29 assists	28 • Furman • Nashville, Tenn. • 11.10.25
30-plus assists	33 • Tennessee State • Nashville, Tenn. • 11.23.25

OPPONENT ASSISTS

0-9 assists	8 • Tennessee State • Nashville, Tenn. • 11.23.25
15-19 assists	18 • California • Paris, France • 11.03.25
20-25 assists	25 • Oklahoma • Norman, Okla. • 02.20.25
26-30 assists	26 • Ole Miss • Oxford, Miss. • 01.09.25

TURNOVERS

5-10 turnovers	7 • Oregon State • St. Thomas, USVI. • 11.27.25
20-24 turnovers	20 • Austin Peay • Clarksville, Tenn. • 11.12.25
25-29 turnovers	29 • Ole Miss • Oxford, Miss. • 01.09.25
30-40 turnovers	37 • UCLA • Boston, Mass. • 11.26.95

OPPONENT TURNOVERS

5-10 turnovers	10 • Tennessee • Nashville, Tenn. • 01.19.25
20-24 turnovers	21 • Oregon State • St. Thomas, USVI. • 11.27.25
25-29 turnovers	29 • Tennessee State • Nashville, Tenn. • 11.23.25
30-40 turnovers	30 • Texas A&M • Nashville, Tenn. • 02.27.25

BLOCKED SHOTS

0 Blocks	0 • South Carolina • Nashville, Tenn. • 02.23.25
5-9 blocked shots	5 • Oregon State • St. Thomas, USVI. • 11.27.25

OPPONENT BLOCKED SHOTS

0 Blocks	0 • Austin Peay • Clarksville, Tenn. • 11.12.25
5-9 blocked shots	5 • South Carolina • Greenville, S.C. • 03.07.25
10+ blocked shots	14 • South Carolina • Nashville, Tenn. • 1.19.23

MARGIN OF VICTORY

1 point	vs. Tennessee (71-7) • Nashville, Tenn. • 01.19.25
2 points	at Arkansas (66-64) • Tuscaloosa, Ala. • 01.26.25
10-19 points	10 • Austin Peay (75-65) • Clarksville, Tenn. • 11.12.25
20-30 points	22 • Oregon State (88-66) • St. Thomas, USVI. • 11.27.25
Back-to-back 20+ points	56 • Tennessee St. (99-43) • Nashville, Tenn. • 11.23.25
	22 • Oregon State (88-66) • St. Thomas, USVI. • 11.27.25
30-39 points	38 • Western Kentucky (87-49) • Bowling Green, Ky. • 11.10.25
Back-to-back 30+ points	54 • Alabama St. (92-38) • Nashville, Tenn. • 11.21.25
	56 • Tennessee State (99-43) • Nashville, Tenn. • 11.23.25
40-49 points	48 • Furman (96-48) • Nashville, Tenn. • 11.10.25
Back-to-back 40+ points	54 • Alabama St. (92-38) • Nashville, Tenn. • 11.21.25
	56 • Tennessee St. (99-43) • Nashville, Tenn. • 11.23.25
50-59 points	56 • Tennessee State (99-43) • Nashville, Tenn. • 11.23.25
Back-to-back 50+ points	54 • Alabama St. (92-38) • Nashville, Tenn. • 11.21.25
	56 • Tennessee St. (99-43) • Nashville, Tenn. • 11.23.25
60-69 points	66 • Evansville (106-40) • Nashville, Tenn. • 12.14.24
70+ points	70 • Hampton (116-46) • Nashville, Tenn. • 11.29.98
Single-overtime win	at Auburn (98-88) • Auburn, Ala. • 02.16.25
Double-overtime win	at Florida (106-98) • Gainesville, Fla. • 2.6.11
Triple-overtime win	NEVER OCCURRED

OPPONENT MARGIN OF VICTORY

1 point	vs. Florida (53-52) • Greenville, S.C. • 3.3.22
2 points	vs. Missouri (65-63) • Nashville, Tenn. • 1.14.24
10-19 points	15 • Ole Miss (76-61) • Nashville, Tenn. • 02.02.25
20-30 points	21 • South Carolina (84-63) • Greenville, S.C. • 03.07.25
Back-to-back 20+ points	20 (101-81) • Oklahoma • Norman, Okla. • 02.20.25
	28 • South Carolina (82-54) • Nashville, Tenn. • 02.23.25
30-39 points	37 • Alabama (98-61) • Tuscaloosa, Ala. • 1.26.20
40-49 points	48 • South Carolina (96-48) • Nashville, Tenn. • 1.19.23
50-59 points	55 • South Carolina (85-30) • Columbia, S.C. • 01.24.22
60-69 points	63 • South Carolina (106-43) • Nashville, Tenn. • 01.14.21
70+ points	NEVER OCCURRED
Single-overtime win	Alabama (77-71) • Nashville, Tenn. • 2.6.22
Double-overtime win	Mississippi State (85-77) • Nashville, Tenn. • 02.13.25
Triple-overtime win	NEVER OCCURRED





LAST TIME...

A DORE SCORED 20 OR MORE PTS**Mikayla Blakes • 35 Pts vs. Oregon State • 11.27.25****TWO DORES SCORED 20 OR MORE PTS****Mikayla Blakes • 24 Pts vs. Tennessee • 03.06.25**
Iyana Moore • 23 Pts vs. Tennessee • 03.06.25**AN OPPONENT SCORED 20 OR MORE PTS****Chloe Kitts • South Carolina • 25 Pts • 03.07.25****TWO OPPONENTS SCORED 20 OR MORE PTS****Yuting Deng • Auburn • 27 Pts • 02.16.25**
DeYona Gaston • Auburn • 25 Pts • 02.16.25**A DORE SCORED 30 OR MORE PTS****Mikayla Blakes • 35 Pts vs. Oregon State • 11.27.25****A DORE SCORED 40 OR MORE PTS****Mikayla Blakes • 55 Pts at Auburn • 02.16.25****A DORE SCORED 50 OR MORE PTS****Mikayla Blakes • 55 Pts at Auburn • 02.16.25****AN OPP. SCORED 30 OR MORE PTS****Raegan Beers • Oklahoma • 30 Pts • 02.20.25****A DORE COLLECTED 15 OR MORE REBS****Khamil Pierre • 15 Reb vs. Tennessee • 03.06.25****AN OPP. COLLECTED 15 OR MORE REBS****Madina Okot • Mississippi State • 23 Reb • 02.13.25****A DORE COLLECTED 10 OR MORE AST****Aubrey Galvan • 15 Ast vs. Tennessee State • 11.23.25****AN OPP. COLLECTED 10 OR MORE AST****Mar'shaun Bostic • Auburn • 11 Ast • 02.16.25****A DORE HAD FIVE OR MORE STL****Aubrey Galvan • 6 Stl vs. Oregon State • 11.27.25****AN OPP. COLLECTED FIVE OR MORE STL****Rori Harmon • Texas • 5 Stl • 02.06.25****A DORE HAD FIVE OR MORE BLK****Sacha Washington • 6 Blk vs. Dayton • 12.20.23****AN OPP. COLLECTED FIVE OR MORE BLK****L'or Mputu • South Florida • 6 Blk • 11.14.24****A DORE MADE 10-PLUS FG****Mikayla Blakes • 12 FGM vs. Oregon State • 11.27.25****A DORE MADE 10-PLUS FG IN BACK-TO-BACK GAMES****Mikayla Blakes (2) • 11 FGM vs. Tenn. State • 11.23.25**
12 FGM vs. Oregon St. • 11.27.25**AN OPP. MADE 10 OR MORE FG****Chloe Kitts • South Carolina • 12 FGM • 03.07.25****A DORE ATTEMPTED 20 OR MORE FG****Mikayla Blakes • 20 FTA at Austin Peay • 11.12.25****AN OPP. ATTEMPTED 20 OR MORE FG****Yutling Deng • Auburn • 26 FGA • 02.16.25****A DORE MADE 10 OR MORE FREE THROWS****Mikayla Blakes • 23 FTM at Auburn • 02.16.25****AN OPP. MADE 10 OR MORE FREE THROWS****Diamond Battles • Georgia • 10 FTM • 2.5.23****A DORE MADE 5 OR MORE 3-PT FG****Justine Pissott • 5 3-Pt FGM vs. Oregon State • 11.27.25****AN OPP. MADE 5 OR MORE 3-PT FG****Kennedy Todd-Williams • Ole Miss • 5 3PT FGM • 01.09.25****VANDY HAD 5 OR PLAYERS IN DBL FIGURES****Five Players • vs. Alabama State • 11.21.25****AN OPP. HAD 5 OR PLAYERS IN DBL FIGURES****Ole Miss • Five Players • 01.09.25****VANDY PLAYER HAD A DOUBLE-DOUBLE****Aubrey Galvan • 16 pts, 15 ast vs. Tennessee State • 11.23.25****Sacha Washington • 13 pts, 10 reb vs. Tennessee State • 11.23.25****A DORE HAD CONSECUTIVE DOUBLE-DOUBLES****Khamil Pierre (2) • 16 pts, 15 reb vs. Tennessee • 03.06.25**
17 pts, 10 reb vs. South Carolina • 03.07.25**AN OPP. HAD A DOUBLE-DOUBLE****Ally Schimel • Oregon State • 15 pts, 10 reb • 11.27.25****VANDY HAD 2 PLAYERS POST A DOUBLE-DOUBLE****vs. Tennessee State • 11.23.25****Aubrey Galvan • 16 pts, 15 ast****Sacha Washington • 13 pts, 10 reb****AN OPP. HAD 2 PLAYERS POST A DOUBLE-DOUBLE****Ivy Wolf, Dayton • 23 pts, 10 reb • 12.19.24****Arianna Smith, Dayton • 16 pts, 12 reb • 12.19.24****VANDY HAD 3 PLAYERS POST A DOUBLE-DOUBLE****vs. Western Kentucky • 11.15.23****Sacha Washington • 18 pts, 10 reb****Jordyn Oliver • 15 pts, 10 reb****Jordyn Cambridge • 11 pts, 13 reb****VANDY PLAYER HAD A TRIPLE-DOUBLE****Jordyn Cambridge • vs. Texas A&M • 3.2.23**
15 reb, 13 pts, 10 ast**ALL VANDY PLAYERS THAT PLAYED SCORED****11 Players vs. Tennessee State • 11.23.25**

RECORD WHEN...

2025-26 OVERALL**7-0**

AT HOME

3-0

ON THE ROAD

2-0

NEUTRAL GAMES

2-0

IN OVERTIME

0-0

IN DOUBLE OVERTIME

0-0

AFTER A WIN

6-0

AFTER A LOSS

0-0

LEADING AT HALFTIME

6-0

TRAILING AT HALFTIME

1-0

TIED AT HALFTIME

0-0

LEADING AFTER 1ST QUARTER

6-0

TRAILING AFTER 1ST QUARTER

0-0

TIED SCORE AFTER 1ST QUARTER

1-0

OUTSCORING OPP. IN 2ND HALF

7-0

OUTSCORED BY OPP. IN 2ND HALF

0-0

SCORING SAME PTS IN 2ND HALF

0-0

LEADING WITH 5 MIN. REMAINING

7-0

TRAILING WITH 5 MIN. REMAINING

0-0

TIED WITH 5 MIN. REMAINING

0-0

SCORING FEWER THAN 50 POINTS

0-0

SCORING 50-59 POINTS

0-0

SCORING 60-69 POINTS

0-0

SCORING 70-79 POINTS

2-0

SCORING 80-89 POINTS

2-0

SCORING 90-99 POINTS

3-0

SCORING 100+ POINTS

0-0

ALLOWING 39-OR-FEWER POINTS

1-0

ALLOWING 40-49 POINTS

3-0

ALLOWING 50-59 POINTS

0-0

ALLOWING 60-69 POINTS

3-0

ALLOWING 70-79 POINTS

0-0

ALLOWING 80-89 POINTS

0-0

ALLOWING 90-OR-MORE POINTS

0-0

GAME DECIDED BY 1-POINT

0-0

GAME DECIDED BY 2-3 POINTS

0-0

GAME DECIDED BY 4-5 POINTS

0-0

GAME DECIDED BY 6-9 POINTS

1-0

GAME DECIDED BY 10-19 POINTS

1-0

GAME DECIDED BY 20-29 POINTS

1-0

GAME DECIDED BY 30-39 POINTS

0-0

GAME DECIDED BY 40-49 POINTS

2-0

GAME DECIDED BY 50-59 POINTS

2-0

GAME DECIDED BY 60+ POINTS

0-0

HIGHER FIELD GOAL PERCENTAGE

6-0

LOWER FIELD GOAL PERCENTAGE

1-0

SAME FIELD GOAL PERCENTAGE

0-0

SHOOTING LESS THAN 30%

0-0

SHOOTING 30-39%

1-0

SHOOTING 40-49%

5-0

SHOOTING 50+%

1-0

OPP. SHOOTING LESS 30%

2-0

OPP. SHOOTING 30-39%

4-0

OPP. SHOOTING 40-49%

1-0

OPP. SHOOTING 50+%

0-0

MORE MADE 3-PT THAN OPP.

6-0

FEWER MADE 3-PT THAN OPP.

1-0

SAME 3-PT MAKES AS OPP.

0-0

MAKING FEWER THAN FIVE 3-PT FG

0-0

MAKING BETWEEN 5-9 3-PT FG

4-0

MAKING 10+ 3-PT FG

3-0

ALLOWING FEWER THAN 5 3-PT FG

1-0

ALLOWING BETWEEN 5-9 3-PT FG

6-0

ALLOWING 10+ 3-PT FG

0-0

MAKING MORE FREE THROWS

4-0

MAKING FEWER FREE THROWS

1-0

MAKING SAME FREE THROWS

1-0

MAKING FEWER THEN 10 FREE THROWS

1-0

MAKING 10-19 FREE THROWS

6-0

MAKINGS 20+ FREE THROWS

0-0

OPP. MAKES 0-10 FREE THROWS

5-0

OPP. MAKES 10-19 FREE THROWS

2-0

OPP. MAKES 20+ FREE THROWS

0-0

OUTREBOUNDING OPP.

6-0

OUTREBOUNDED BY OPP.

1-0

SAME TOTAL OF REBOUNDS

0-0

FEWER THAN 10 ASSISTS

0-0

10-19 ASSISTS

5-0

20+ ASSISTS

2-0

NO BLOCKS

0-0

1-4 BLOCKS

1-0

5+ BLOCKS

6-0

COMMITTING FEWER TURNOVERS

6-0

COMMITTING MORE TURNOVERS

1-0

COMMITTING SAME TURNOVERS

0-0

FORCING FEWER THAN 10 TURNOVERS

0-0

FORCING 10-19 TURNOVERS

2-0

FORCING 20-29 TURNOVERS

5-0

FORCING 30+ TURNOVERS

0-0

IN DAY GAMES

2-0

IN NIGHT GAMES

5-0

ON SUNDAY

1-0

ON MONDAY

2-0

ON TUESDAY

0-0

ON WEDNESDAY

2-0

ON THURSDAY

1-0

ON FRIDAY

1-0

ON SATURDAY

0-0

IN NOVEMBER

7-0

IN DECEMBER

0-0

IN JANUARY

0-0

IN FEBRUARY

0-0

IN MARCH

0-0

VS. SEC

0-0

VS. SEC AT MEMORIAL GYM

0-0

VS. SEC ON THE ROAD

0-0

VS. RANKED OPPONENTS

0-0

WINNING THE OPENING TIP

2-0

LOSING THE OPENING TIP

5-0

WEARING WHITE

5-0

WEARING VANDY SCRIPT WHITE

1-0

WEARING GOLD

1-0

WEARING BLACK

0-0

WEARING V BLACK

0-0

WEARING GRAY

0-0

WEARING PLAY4KAY JERSEY

0-0



2025-26 GAME LEADERS

OPPONENT	DATE	SCORE	W/L	POINTS	REBOUNDS	ASSISTS	STEALS	BLOCKS
vs. California	11-03-25	74-65	W	Blakes (27)	Mitchell (10)	Galvan (7)	Washington (4)	Mitchell/Pissott (3)
Furman	11-10-25	96-48	W	Mwenentanda (16)	Galvan (7)	Galvan (8)	Blakes (4)	Blakes/Makurat (1)
at Austin Peay	11-12-25	75-65	W	Blakes (26)	Washington (10)	Pissott (4)	Washington (3)	Washington (2)
at Western Kentucky	11-19-25	87-49	W	Blakes (30)	Blakes (10)	Galvan (8)	Blakes (6)	Del Rosario (3)
Alabama State	11-21-25	92-38	W	Makurat (21)	Washington (7)	Galvan (8)	Blakes (4)	Del Rosario/Washington (2)
Tennessee State	11-23-25	99-43	W	Blakes (24)	Washington (10)	Galvan (15)	Galvan (9)	Del Rosario/Mitchell/Washington (2)
vs. Oregon State	11-27-25	88-66	W	Blakes (35)	Pissott/Washington (6)	Blakes/Pissott (4)	Galvan (6)	Aiyana Mitchell (2)
vs. BYU	11-29-25							
Virginia	12-03-25							
at South Florida	12-15-25							
UAlbany	12-18-25							
Texas Southern	12-20-25							
Stonehill	12-28-25							
at Arkansas	01-01-26							
LSU	01-04-26							
Missouri	01-08-26							
at Texas A&M	01-11-26							
at Mississippi State	01-15-26							
vs. Michigan	01-19-26							
Auburn	01-22-26							
at South Carolina	01-25-26							
at Ole Miss	01-29-26							
Florida	02-01-26							
at Kentucky	02-05-26							
Oklahoma	02-09-26							
Texas	02-12-26							
at Georgia	02-15-26							
Kentucky	02-22-26							
Alabama	02-26-26							
at Tennessee	03-01-26							

POINTS

Mikayla Blakes	5 (5-0)
Aga Makurat	1 (1-0)
Ndjakalenga Mwenentanda	1 (1-0)

REBOUNDS

Sacha Washington	4 (4-0)
Mikayla Blakes	1 (1-0)
Aubrey Galvan	1 (1-0)
Aiyana Mitchell	1 (1-0)
Justine Pissott	1 (1-0)

ASSISTS

Aubrey Galvan	5 (5-0)
Justine Pissot	2 (2-0)
Mikayla Blakes	1 (1-0)
Sacha Washington	1 (1-0)

STEALS

Mikayla Blakes	3 (3-0)
Sacha Washington	2 (2-0)
Aubrey Galvan	2 (2-0)

BLOCKS

Aalyah Del Rosario	3 (3-0)
Sacha Washington	3 (3-0)
Aiyana Mitchell	3 (3-0)
Mikayla Blakes	1 (1-0)
Aga Makurat	1 (1-0)
Justine Pissott	1 (1-0)

2025-26 GAME HIGHS & LOWS

HIGHS

Points	99	vs. Tennessee State (11/21/25)
FG Made	43	vs. Tennessee State (11/21/25)
FG Attempts	76	vs. Tennessee State (11/21/25)
3-Pt FG Made	12	at Western Ky. (11/19/25) vs. Oregon State (11/27/25)
3-PT FG Attempts	31	at Western Ky. (11/19/25)
FT Made	19	vs. Alabama State (11/21/25)
FT Attempts	25	vs. Furman (11/10/25) vs. Alabama State (11/21/25)
Rebounds	49	vs. California (11/3/25)
Assists	33	vs. Tennessee State (11/21/25)
Steals	18	at Western Ky. (11/19/25) vs. Tennessee State (11/21/25)
Blocks	9	vs. Tennessee State (11/21/25)
Turnovers	20	at Austin Peay (11/12/25)
Fouls	19	at Austin Peay (11/12/25)

LOWS

Points	74	vs. California (11/3/25)
FG Made	26	at Austin Peay (11/12/25)
FG Attempts	55	at Austin Peay (11/12/25)
3-Pt FG Made	6	vs. California (11/3/25)
3-PT FG Attempts	21	at Austin Peay (11/12/25) vs. Tennessee State (11/21/25)
FT Made	5	vs. Tennessee State (11/21/25)
FT Attempts	10	vs. Tennessee State (11/21/25)
Rebounds	31	vs. Oregon State (11/27/25)
Assists	15	vs. California (11/3/25) at Austin Peay (11/12/15)
Steals	6	at Austin Peay (11/12/25)
Blocks	2	vs. Furman (11/10/25)
Turnovers	7	vs. Alabama State (11/21/25) vs. Oregon State (11/27/25)
Fouls	12	vs. Oregon State (11/27/25)





BENCH PRODUCTION

Game	VU-OPP	Diff.	Top Bench Scorer
vs. California	14-5	+9	Aiyana Mitchell, 12
Furman	33-26	+7	Aiyana Mitchell, 12
at Austin Peay	13-20	-7	Aiyana Mitchell, 10
at Western Ky.	18-17	+1	Aga Makurat, 7
Alabama St.	50-16	+34	Aga Makurat, 21
Tennessee St.	32-18	+14	Aiyana Mitchell, 8
vs. Oregon St.	14-22	-8	Jada Brown, 9
Total	174-124	+50	Aiyana Mitchell, 59 pts
AVG.	24.9-17.7	+7.1	Aiyana Mitchell, 8.4 ppg

SPECIALTY STATS

Team	Off. TO	PAINT	2nd CHANCE	FAST BREAK
vs. California	19-13	40-34	25-15	14-6
Furman	41-5	33-26	12-5	22-4
at Austin Peay	13-22	32-28	14-7	8-9
at Western Ky.	25-6	36-20	24-9	10-5
Alabama State	38-4	34-10	17-1	11-0
Tennessee St.	38-9	64-22	20-12	31-10
vs. Oregon St.	27-12	30-36	6-13	13-2
Total	201-71	269-176	118-62	109-36
AVG.	28.7-10.1	38.4-25.1	16.9-8.9	15.6-5.1

2025-26 GAME-BY-GAME STATS

				Total		3-Pointers		Free throws		Rebounds											
Opponent	Date	Score		FG-FGA	PCT	3FG-3FGA	PCT	FT-FTA	PCT	OFF	DEF	TOT	AVG	PF	A	TO	BLK	STL	PTS	AVG	
vs California	11/03/2025	74-65	W	29-75	.387	6-22	.273	10-16	.625	27	22	49	49.0	17	15	14	8	15	74	74.0	
Furman	11/10/2025	96-48	W	37-66	.561	10-25	.400	12-22	.545	11	26	37	43.0	16	28	12	2	14	96	85.0	
at Austin Peay	11/12/2025	75-65	W	26-55	.473	8-21	.381	15-25	.600	15	25	40	42.0	19	15	20	6	6	75	81.7	
at Western Ky.	11/19/2025	87-49	W	33-75	.440	12-33	.364	9-12	.750	25	23	48	43.5	17	19	12	8	19	87	83.0	
Alabama St.	11/21/2025	92-38	W	31-73	.425	11-30	.367	19-25	.760	18	30	48	44.4	15	22	7	6	15	92	84.8	
Tennessee St.	11/23/2025	99-43	W	43-76	.566	8-21	.381	5-10	.500	15	30	45	44.5	11	33	15	9	18	99	87.2	
vs Oregon St.	11/27/2025	88-66	W	32-68	.471	12-26	.462	12-17	.706	10	21	31	42.6	15	15	7	5	12	88	87.3	
Total		611		231-488	.473	67-178	.376	82-127	.646	121	177	298	42.6	110	147	87	44	99	611	87.3	
Opponents		374		137-395	.347	41-152	.270	59-96	.615	84	154	238	34.0	116	74	160	19	39	374	53.4	

Vanderbilt Averages

Games Played	Points/ game	FG Pct	3FG Pct	FT Pct	Rebounds/ game	Assists/ game	Turnovers/ game	Assist/Turnover ratio	Steals/ game	Blocks/ game
7	87.3	47.3	37.6	64.6	42.6	21.0	12.4	1.7	14.1	6.3



2025-26 GAME COMPARISON

Opponent	1st	2nd	3rd	4th	Final	Mar	Total FG	FG Pct	3-Pointers	3FG Pct	Free Throws	FT Pct	Rebs	Mar	Ast	TOver	Block	Steal	Fouls
vs. California	18-18	13-15	24-9	19-23	74-65	+9	29-75/26-67	.387/.388	6-22/7-28	.273/.250	10-16/6-13	.625/.462	49/41	+8	15/18	14/17	8/4	15/8	17/14
Furman	21-13	22-9	28-10	25-16	96-48	+48	37-66/17-51	.561/.333	10-25/7-21	.400/.333	12-22/7-21	.561/.333	37/28	+9	28/9	12/28	2/2	14/5	16/21
at Austin Peay	21-19	17-14	25-18	12-14	75-65	+10	26-55/22-55	.473/.393	8-21/6-24	.381/.250	15-25/15-20	.600/.750	40/28	+12	15/11	20/15	6/0	6/6	19/21
at Western Ky.	23-11	23-13	24-15	17-10	87-49	+38	33-67/18-55	.493/.327	12-31/6-18	.387/.333	9-12/7-11	.750/.636	43/27	+16	16/10	13/24	6/3	18/7	16/21
Alabama State	24-9	26-13	27-6	15-10	92-38	+54	31-73/13-48	.425/.271	11-30/5-18	.367/.278	19-25/7-14	.760/.500	48/36	+12	22/6	7/25	6/3	15/4	15/22
Tennessee St.	31-6	25-4	25-17	18-16	99-43	+56	43-76/15-56	.566/.268	8-21/3-21	.381/.143	5-10/10-15	.500/.667	45/31	+14	33/8	15/29	9/1	18/6	11/13
vs. Oregon St.	26-13	17-25	30-9	15-19	88-66	+22	32-68/26-61	.471/.426	12-26/7-22	.462/.318	12-17/7-9	.706/.778	31/42	-9	15/12	7/21	5/2	12/3	15/11
SEASON TOTAL	164-89	143-94	183-85	121-108	611-373	+237	231-488/137-395	.473/.347	67-178/41-152	.376/.270	82-127/59-96	.646/.615	298/238	+60	147/74	87/160	44/19	99/39	110/116
SEASON AVG	23.4-12.7	20.4-13.3	26.1-12.1	17.3-15.4	87.3-53.3	+33.9	33.0-69.7/19.6-56.4		9.6-25.4/5.9-21.7		11.7-18.1/8.7-13.7		42.6/34.0	+8.6	21.0/10.6	12.4/22.9	6.3/2.7	14.1/5.6	15.7/16.5

SEASON HIGH | SEASON LOW





SHEA RALPH

HEAD COACH

FIFTH SEASON
UConn • '01

Shea Ralph was named the sixth head coach in Vanderbilt women's basketball history on April 13, 2021. The 2025-26 campaign marks her fifth season leading the Commodores.

Ralph has given the Vanderbilt women's basketball program a resurgence in her short time in the Music City. Using her experience as a player and coach at one of the premier women's basketball programs in the nation, Ralph has brought the Commodores back into the forefront of the NCAA women's basketball landscape.

The Fayetteville, North Carolina, native and UConn graduate has guided the Does to the NCAA Tournament in 2023-24 and 2024-25. It marks the first time that Vanderbilt made consecutive March Madness appearances since earning 15-straight bids from 1999-2014.

Ralph has gone 73-59 (.553) during her four seasons in the Music City, while she is 45-21 (.682) over her last two seasons, which includes 17 victories over SEC teams. Ralph has collected four wins over ranked teams at Vanderbilt and she is the only Commodore women's basketball head coach to defeat in-state rival Tennessee twice in the same season (2024-25).

Ralph recruited and developed Vanderbilt's first National Freshman of the Year recipient, as Mikayla Blakes earned the USBWA Tamika Catchings National Freshman of the Year Award in 2024-25.

The fourth-year head coach has developed a pair of All-Americans at Vanderbilt, with both Mikayla Blakes and Khamil Pierre earning All-American status in 2024-25. She has coached a total of three All-SEC players (Mikayla Blakes (1st - 2024-25), Iyana Moore (2nd -2023-24) and Caja Harbison (2nd - 2022-23)) and has had four Commodores named to the All-SEC Freshman Team. Additionally, she has had nine student-athletes selected to the SEC Academic Honor Roll.

In her fourth season in 2024-25, Ralph guided the Commodores to a 22-11 overall record and an 8-8 mark in SEC play. She led Vanderbilt to its second-straight NCAA Tournament, earning an at-large bid as the No. 7 seed in the Birmingham Region 2.

The 22 wins also marked the first time the Commodores posted back-to-back 20-win seasons since the 2011-12 and 2012-13 campaigns. The Does were ranked in the AP Top 25 and the WBCA Coaches Poll for two weeks during the 2024-25 regular season, marking the first time since 2013-14 that the Commodores have been ranked in both



major polls for multiple weeks. Vanderbilt topped out at No. 23 in both polls on Jan. 28.

The Commodores collected three wins over ranked teams in 2024-25, which include a pair of wins over Tennessee, as Vanderbilt defeated the Lady Vols twice in one season for the first time in program history.

Ralph orchestrated one of the biggest turnarounds in program history during the 2023-24 season, as the Commodores went from being projected last in the SEC preseason polls to earning the program's first bid into the NCAA Tournament in 10 seasons.

Vanderbilt went 23-10 in Year 3 under Ralph's direction, as the Commodores made their first appearance in the NCAA Tournament since the 2013-14 campaign. The 23 wins marked an 11-win improvement from a season ago, which is the second-largest win improvement from one season to the next in program history.

Ralph orchestrated one of the biggest turnarounds in program history during the 2023-24 season, as the Commodores went from being projected last in the SEC preseason polls to earning the program's first bid into the NCAA Tournament in 10 seasons.

Vanderbilt went 23-10 in Year 3 under Ralph's direction, as the Commodores made their first appearance in the NCAA Tournament since the 2013-14 campaign. The 23 wins marked an 11-win improvement from a season ago, which is the second-largest win improvement from one season to the next in program history.

The Commodores went out and proved the preseason prognosticators wrong in 2023-24, as Vandy finished sixth in the SEC after being picked 13th in the Preseason SEC Coaches Poll and 14th in the Preseason SEC Media Poll. The Does went 9-7 in SEC play and won a program-record six road SEC games. The nine SEC wins were the most for Vanderbilt since the 2012-13 campaign. The Commodores earned the No. 6 seed in the 2024 SEC Women's Basketball Tournament, which was the program's highest seed at the SEC Tournament since 2011.

Vanderbilt's at-large bid into the 2024 NCAA Tournament marked the second time in her three seasons that Ralph has led the Commodores to the postseason.

A total of three Commodores earned All-SEC honors in Year 3 under Ralph. Iyana Moore made her first appearance on the All-SEC second team, while Jordyn Cambridge was named to the All-SEC defensive team for a school-record third time. Khamil Pierre was named to the All-SEC freshman team, making her the third Commodore to earn a spot on the team under Ralph, joining Moore and Sacha Washington. Pierre was also named SEC Freshman of the Week a program record five times during the season.

Vanderbilt's hard-nosed and gritty approach helped the Commodores become one of the elite defensive teams in the SEC, as Vandy ranked third in steals per game at 10.2 steals. The Does' 315 steals during the 2023-24 campaign are the third-most in a season in program history.

THE RALPH FILE

Vanderbilt (2021-Current) Head Coach

- 80-59 overall record in four seasons at Vanderbilt
- Led the Commodores to each of the last two NCAA Tournaments, marking the first time Vanderbilt has earned consecutive March Madness bids since going to 15-straight from 1999-2014
- First Vanderbilt women's coach to defeat Tennessee twice in the same season (2024-25)
- Guided Vanderbilt to its first NCAA Tournament bid since the 2014 NCAA Tournament in 2023-24 and posted the Does' first NCAA Tournament victory since 2013
- Posted the largest win improvement from one season to next in school history during the 2023-24 season, as Vandy's 23 victories marked an 11-win improvement from 2022-23
- Led Vanderbilt to its first postseason bid since the 2013-14 campaign with an appearance in the 2022 WNIT in her debut season in 2021-22
- Guided Vandy to a school record six SEC road wins in '23-'24
- Five players have earned All-SEC honors under Ralph

UConn (2008-2021) Assistant Coach

- 462-22 in 13 seasons as an assistant coach at UConn
- Won Six NCAA National Championships
- 12 Final Four Appearances
- 16 Conference Titles
- Coached 21 WNBA Draft Picks, 9 top-5 picks, three No. 1 picks

Pittsburgh (2003-2008) Assistant Coach

- 86-66 in five seasons as an assistant coach at Pittsburgh
- 2008 Sweet 16 Appearance
- Two NCAA Tournament Appearances (2007 & 08)
- 2006 WNIT Final Four

UConn (1996-2001) Player

- Drafted by Utah Starzz in 2001 WNBA Draft
- Scored 1,678 career points, Ranks 8th in UConn history
- Won 2000 NCAA National Championship
- 2000 NCAA Women's Final Four MVP
- 2000 Big East Player of the Year
- 2000 All-American
- 2000 Sports Illustrated Women's College Player of the Year
- Honda Award Winner





Vanderbilt was hit hard with a plethora of preseason injuries to begin the 2022-23 campaign. Coach Ralph was able to rally the Commodores and record a second-straight double-digit win season, marking the first time in six years that Vandy has posted back-to-back double-digit win campaigns.

During the 2022-23 campaign, Ralph guided Vanderbilt to a winning record inside Memorial Gymnasium for the 38th time in the last 40 seasons. The Commodores won nine games at Memorial Gym, which included victories over Texas A&M, Arkansas, and Kentucky.



Ralph was key in the development of Cija Harbison, who transferred into the program for her graduate season and became one of the most prolific scorers in the SEC. Harbison earned second team All-SEC honors after averaging 19.6 points per game and shot 40.6% from the field. The only player in the SEC to score 40 points in a game this season, Harbison had three outings with 30-plus points among the 23 times she has scored in double figures while recording the highest scoring average of her collegiate career. Harbison has led the Commodores in scoring 16 times, assists on 20 occasions and steals in 15 games. Harbison tied a school record with 41 points and added five steals in a January win over Texas A&M.

In her inaugural season, Ralph led Vanderbilt to its first postseason appearance since 2014. The Commodores reached the third round of the Women's National Invitation Tournament, their longest postseason run since 2013. Vanderbilt also recorded its first SEC Tournament victory in six years when it defeated Texas A&M 85-69 on March 2, 2022.

In all, Ralph accrued the third-most wins of any women's basketball coach in a debut season. That included a 63-59 victory against No. 15 Florida in Memorial Gymnasium on Feb. 24, 2022, the program's first win against a ranked opponent since 2020. Ralph wasted no time helping individual student-athletes realize their full potential. Jordyn Cambridge, Iyana Moore and Sacha Washington earned All-SEC accolades during the 2021-22 campaign. Cambridge recorded the program's first postseason triple-double during the SEC Tournament, while she and Moore contributed to a program-record 17 3-pointers against Alabama State on Dec. 28, 2021.

A seven-time national champion as a student-athlete or coach, Ralph arrived at Vanderbilt after spending the previous 13 seasons as an assistant coach alongside Geno Auriemma at the University of Connecticut. While serving as a coach at her alma mater, Ralph helped guide the Huskies to 12 Final Four appearances and six national championships, including an NCAA record four-consecutive titles from 2013-16.

Ralph was an instrumental figure in recruiting and player development with the Huskies.

She mentored standouts like Paige Bueckers, who in

RALPH BY THE RECORD

SEASON	TEAM	OVERALL	CONF.	CONF. FINISH	POSTSEASON
1996-97	UConn (Player)	33-1	18-0	1st	Elite Eight
1997-98	UConn (Redshirted)	34-3	17-1	1st	Elite Eight
1998-99	UConn (Player)	29-5	17-1	T-1st	Sweet 16
1999-00	UConn (Player)	36-1	18-0	T-1st	NCAA Champions
2000-01	UConn (Player)	32-3	17-1	1st	Final Four
2003-04	Pittsburgh (AC)	6-20	2-14	13th	--
2004-05	Pittsburgh (AC)	13-15	5-11	10th	--
2005-06	Pittsburgh (AC)	22-11	9-7	T-6th	WNIT Final Four
2006-07	Pittsburgh (AC)	24-9	10-6	T-5th	NCAA 2nd Round
2007-08	Pittsburgh (AC)	24-11	10-6	T-5th	Sweet 16
2008-09	UConn (AC)	39-0	16-0	1st	NCAA Champions
2009-10	UConn (AC)	39-0	16-0	1st	NCAA Champions
2010-11	UConn (AC)	36-2	16-0	1st	Final Four
2011-12	UConn (AC)	33-5	13-3	T-2nd	Final Four
2012-13	UConn (AC)	35-4	14-2	2nd	NCAA Champions
2013-14	UConn (AC)	40-0	18-0	1st	NCAA Champions
2014-15	UConn (AC)	38-1	18-0	1st	NCAA Champions
2015-16	UConn (AC)	38-0	18-0	1st	NCAA Champions
2016-17	UConn (AC)	36-1	16-0	1st	Final Four
2017-18	UConn (AC)	36-1	16-0	1st	Final Four
2018-19	UConn (AC)	35-3	16-0	1st	Final Four
2019-20	UConn (AC)	29-3	16-0	1st	NCAA Tournament Canceled
2020-21	UConn (AC)	28-2	18-0	1st	Final Four
2021-22	Vanderbilt (HC)	16-19	4-12	T-12th	WNIT Sweet 16
2022-23	Vanderbilt (HC)	12-19	3-13	12th	--
2023-24	Vanderbilt (HC)	23-10	9-7	6th	NCAA 1st Round
2024-25	Vanderbilt (HC)	22-11	8-8	T-8th	NCAA 1st Round
2025-26	Vanderbilt (HC)	7-0	0-0	--	--

RALPH OVERALL CAREER RECORD

SCHOOL	POS.	RECORD	CONF	POSTSEASON
UConn (1996-01)	Player	164-13	87-3	5 NCAA Tourn. • 1 NCAA Title • 2 Final Fours • 4 Elite Eights • 5 Sweet 16
Pittsburgh (2003-08)	Ast. Coach	89-66	36-44	2 NCAA Tourn. • 1 Sweet 16 • 2 NCAA 2nd Rd • 1 WNIT Final Four
UConn (2008-21)	Ast. Coach	462-19	211-5	12 NCAA Tourn. • 6 NCAA Title • 12 Final Fours • 4 Perfect Seasons
Vandy (2021-Pres.)	Head Coach	80-59	24-40	2 NCAA Tourn. • 1 WNIT Sweet 16
TOTAL	28 Seasons	796-157	358-92	21 NCAA Tourn. • 7 NCAA Titles • 14 Final Fours • 18 Elite Eights

RALPH UCONN PLAYING STATS

YEAR	GP	MIN	AVG	FG	FGA	FG%	3FG	3FGA	3P%	FT	FTA	FT%	REB	AVG	AST	AVG	TO	STL	AVG	PTS	AVG
1996-97	31	676	21.8	116	209	.555	7	30	.233	115	138	.833	140	4.5	59	1.9	65	35	1.1	354	11.4
1997-98																					
REDSHIRTED - INJURY																					
1998-99	30	727	24.2	164	277	.559	31	75	.413	144	180	.800	113	3.8	94	3.1	78	69	3.1	503	16.8
1999-00	37	1051	28.4	184	295	.624	22	55	.400	139	170	.818	138	3.7	181	4.9	90	95	4.9	529	14.3
2000-01	30	710	23.7	98	189	.519	21	63	.333	75	93	.806	119	4.0	122	4.1	57	53	4.1	292	9.7
TOTAL	128	3164	24.7	562	970	.579	81	223	.363	473	747	.814	510	4.0	456	3.6	290	252	2.0	1678	13.1

2020-21 became the first freshman to sweep the major national player-of-the-year awards: the Naismith Trophy, Associated Press Player of the Year, USBWA National Player of the Year, Lieberman Award and Wooden Award.

In all, Ralph worked with 21 WNBA draft picks at UConn, including nine top-five picks and three No. 1 overall selections: Tina Charles, Maya Moore and Breanna Stewart.

Prior to returning to UConn as an assistant, Ralph spent five seasons at the University of Pittsburgh from 2003-08. She was instrumental in a period of unprecedented success, helping the Panthers improve from single-digit victories to at least 22 victories in each of her final three seasons. Pitt also reached the Sweet 16 for the first time in program history in 2008.

As one of the most celebrated student-athletes in women's basketball history, Ralph ranks eighth in UConn's storied record book with 1,678 points. She also ranks among the program's all-time top 10 in career assists (456), steals (252) and field goal percentage (57.9). Ralph graduated from Connecticut in 2001 with a degree in exercise physiology.

In leading UConn to a national championship in 2000, Ralph was named an All-American and Big East Player of the Year. She was selected as the most valuable player in the 2000 NCAA Women's Final Four. She also won the Honda Award, presented to the premier female student-athlete in 12 collegiate sports, and the "Sports Illustrated for Women" Player of the Year.

Ralph was selected by the Utah Starzz in the 2001 WNBA Draft, but was unable to pursue a professional career due to a knee injury.

Ralph and her husband, Tom Garrick, have one daughter, Maysen. Currently a member of the Vanderbilt coaching staff, Garrick served as head coach of the UMass-Lowell women's basketball program from 2018-21 and previously served as a Vanderbilt assistant from 2009-15.

Her mother, Marsha Lake, is a trailblazer in women's college basketball, as she is the first All-American from the University of North Carolina and was a member of Team USA with Pat Summitt at the 1973 World University games in Soviet Russia.





1 MIKAYLA BLAKES

@MikaylaBlakes
 @MikaylaBlakes
 @MikaylaBlakes

G • 5-8 • So. • Somerset, N.J. • Rutgers Prep HS

SEASON HIGHS

Points • 35 • vs. Oregon State (11/27/25)
FG Made • 12 • vs. Oregon State (11/27/25)
FG Attempts • 27 • vs. California (11/3/25)
3-Pt Made • 5 • at Western Kentucky (11/19/25)
3-Pt Attempt • 9 • 2x, Last: at Western Ky. (11/19/25)
FT Made • 9 • vs. Oregon State (11/27/25)
FT Attempt • 11 • at Austin Peay (11/12/25)
Rebounds • 10 • at Western Kentucky (11/19/25)
Assists • 5 • Alabama State (11/21/25)
Steals • 6 • at Western Kentucky (11/19/25)
Blocks • 1 • 4x, Last: at Tennessee State (11/23/25)
Minutes • 40 • vs. California (11/3/25)

CAREER HIGHS

Points • 55 • at Auburn (02/18/25)
FG Made • 16 • at Florida (01/30/25)
FG Attempts • 28 • at Auburn (02/18/25)
3-Pt Made • 7 • Last: at Oklahoma (02/20/25)
3-Pt Attempt • 14 • at Miami (12/04/24)
FT Made • 23 • at Auburn (02/18/25)
FT Attempt • 24 • at Auburn (02/18/25)
Rebounds • 10 • at Western Kentucky (11/19/25)
Assists • 8 • Hampton (11/20/24)
Steals • 7 • Appalachian State (12/1/24)
Blocks • 2 • LSU (01/13/25)
Minutes • 45 • Auburn (02/18/25)

- Preseason All-SEC First Team - Coaches & Media (2025-26)
- Won Gold with Team USA & earned MVP at 2025 FIBA Women's AmeriCup
- Holds the highest career scoring avg among active SEC players at 23.3 ppg
- Six-time All-American
- SEC Single-Game Scoring Record Holder with 55 pts at Auburn on Feb. 18, 2025
- NCAA DI Freshman Single-Game Scoring Record Holder with 55 points
- 2nd NCAA player to score 53-plus pts in a game 2x in the same season (2024-25)
- USBWA Tamika Catchings National Freshman of the Year (2024-25)
- SEC Freshman of the Year (2024-25)
- SEC Newcomer of the Year - USA Today (2024-25)
- All-SEC First Team (2024-25)

SUPERLATIVES	'25-26 CAREER		SUPERLATIVES	'25-26 CAREER	
10+ POINTS	7	39	5+ STEALS	1	4
15+ POINTS	7	35	3+ STEALS	5	22
20+ POINTS	5	26	2+ BLOCKS	--	1
25+ POINTS	4	14	DOUBLE-DOUBLES	--	--
30+ POINTS	2	7	LED VANDY IN PTS	5	24
40+ POINTS	--	2	LED VANDY IN REB	--	2
50+ POINTS	--	2	LED VANDY IN AST	1	12
MADE 3+ 3-PT FG	--	8	LED VANDY IN STL	3	12
10+ REBS	1	1	LED VANDY IN BLK	1	6
5+ ASSISTS	1	10			
3+ ASSISTS	5	24			

GAME-BY-GAME

DATE	OPPONENT	GS	MIN	FGM/A	FG%	3FG/A	3P%	FTM/A	FG%	OFF	DEF	TOT	AVG	PF	AST	T/O	BLK	STL	PTS	AVG
11.3.25	CALIFORNIA	*	40:00	9-27	.333	2-9	.222	7-10	.700	1	3	4	4.0	1	1	2	1	3	27	27.0
11.10.25	FURMAN	*	29:29	6-14	.429	2-6	.333	1-4	.250	1	3	4	4.0	2	4	2	1	4	15	21.0
11.12.25	AT AUSTIN PEAY	*	37:37	8-20	.400	2-8	.250	8-11	.727	1	0	1	3.0	3	3	6	0	2	26	22.7
11.19.25	AT WESTERN KY.	*	25:15	11-18	.611	5-9	.556	3-4	.750	4	6	10	4.8	1	3	2	0	6	30	24.5
11.21.25	ALABAMA STATE	*	23:48	5-9	.556	1-4	.250	8-9	.889	2	1	3	4.4	2	5	1	0	4	19	23.4
11.23.25	TENNESSEE STATE	*	20:31	11-17	.647	2-6	.333	0-0	.000	0	2	2	4.0	1	2	0	1	4	24	23.5
11.27.25	VS. OREGON STATE	*	37:34	12-22	.545	2-6	.333	9-10	.900	0	4	4	4.0	2	4	1	1	3	35	25.1
11.29.25	VS. BYU																			
12.3.25	VIRGINIA																			
12.15.25	SOUTH FLORIDA																			
12.18.25	UALBANY																			
12.20.25	TEXAS SOUTHERN																			
12.28.25	STONEHILL																			
1.1.26	AT ARKANSAS																			
1.4.26	LSU																			
1.8.26	MISSOURI																			
1.11.26	AT TEXAS A&M																			
1.15.26	AT MISSISSIPPI ST.																			
1.19.26	VS. MICHIGAN																			
1.22.26	AUBURN																			
1.25.26	AT SOUTH CAROLINA																			
1.29.26	AT OLE MISS																			
2.1.26	FLORIDA																			
2.5.26	AT KENTUCKY																			
2.9.26	OKLAHOMA																			
2.12.26	TEXAS																			
2.15.26	AT GEORGIA																			
2.22.26	KENTUCKY																			
2.26.26	ALABAMA																			
3.1.26	AT TENNESSEE																			
TOTAL		7	214:14	62-127	.488	16-48	.333	36-48	.750	9	19	28	4.0	12	22	14	4	26	176	25.1

CAREER STATS

YEAR	GP	GS	MIN	AVG	FG	FGA	PCT	3FG	3FGA	3PCT	FT	FTA	PCT	OFF	DEF	TOT	AVG	PF	FO	AST	TO	BLK	STL	PTS	AVG
2024-25	33	32	1062	32.2	250	548	.456	76	222	.342	193	218	.885	48	65	113	3.4	82	2	105	96	8	78	769	23.3
2025-26	7	7	214	30.6	62	127	.488	16	48	.333	36	48	.750	9	19	28	4.0	12	0	22	14	4	26	176	25.1
CAREER	40	39	1276	31.9	312	675	.462	92	270	.341	229	266	.861	57	84	141	3.5	94	2	127	110	12	104	945	23.6





2 JADA BROWN

@_JadaBrown
@BrownJadaa
@JadaBrown_

G • 5-8 • Sr. • Bentonville, Ark. • Bentonville HS

SEASON HIGHS

Points • 10 • Furman (11/10/25)
FG Made • 4 • Furman (11/10/25)
FG Attempts • 9 • at Western Kentucky (11/19/25)
3-Pt Made • 3 • vs. Oregon State (11/27/25)
3-Pt Attempt • 4 • vs. Oregon State (11/27/25)
FT Made • 4 • Alabama State (11/21/25)
FT Attempt • 4 • Alabama State (11/21/25)
Rebounds • 3 • vs. Oregon State (11/27/25)
Assists • 4 • Alabama State (11/21/25)
Steals • 2 • 3x: Last: Alabama State (11/21/25)
Blocks • 1 • vs. California (11/3/25)
Minutes • 23 • Alabama State (11/21/25)

CAREER HIGHS

Points • 12 • vs. NC State (11/24/22)
FG Made • 4 • 2x, Last: Furman (11/10/25)
FG Attempts • 12 • Samford (11/10/22)
3-Pt Made • 4 • vs. NC State (11/24/22)
3-Pt Attempt • 8 • at LSU (01/01/23)
FT Made • 4 • Alabama State (11/21/25)
FT Attempt • 4 • Alabama State (11/21/25)
Rebounds • 4 • 4x, Last: Radford (12/31/23)
Assists • 5 • Tarleton State (11/15/22)
Steals • 3 • at Western Kentucky (11/19/25)
Blocks • 1 • 3x, Last: California (11/3/25)
Minutes • 42 • Lipscomb (12/18/22)

- Kay Yow Servant Leader Award (2025-26)
- Played in 71 games with 22 career starts at Vanderbilt
- Member of Coach Ralph's first signing class at Vanderbilt
- Her TikTok account has generated 5.7 million likes and 109,000 followers
- Second player from Arkansas in program history and first since 1990-91
- Two-time SEC Winter Academic Honor Roll (2023-24, 2024-25)
- Majoring in Human & Organizational Development

SUPERLATIVES	'25-26 CAREER		SUPERLATIVES	'25-26 CAREER	
10+ POINTS	1	3	3+ ASSISTS	2	3
15+ POINTS	--	--	5+ STEALS	--	--
20+ POINTS	--	--	3+ STEALS	--	--
25+ POINTS	--	--	2+ BLOCKS	--	--
30+ POINTS	--	--	DOUBLE-DOUBLES	--	--
40+ POINTS	--	--	LED VANDY IN PTS	--	--
50+ POINTS	--	--	LED VANDY IN REB	--	--
MADE 3+ 3-PT FG	1	4	LED VANDY IN AST	--	1
10+ REBS	--	--	LED VANDY IN STL	--	--
5+ ASSISTS	--	--	LED VANDY IN BLK	--	--

GAME-BY-GAME

DATE	OPPONENT	GS	MIN	FGM/A	FG%	3FG/A	3P%	FTM/A	FG%	OFF	DEF	TOT	AVG	PF	AST	T/O	BLK	STL	PTS	AVG
11.3.25	CALIFORNIA		04:08	0-1	.000	0-0	.000	0-0	.000	0	0	0	0.0	0	0	0	1	0	0	0.0
11.10.25	FURMAN		18:31	4-6	.667	2-3	.667	0-0	.000	0	0	0	0.0	1	2	0	0	2	10	5.0
11.12.25	AT AUSTIN PEAY		15:46	1-3	.333	1-3	.333	0-0	.000	0	0	0	0.0	0	1	0	0	0	3	4.3
11.19.25	AT WESTERN KY.		21:39	1-9	.111	0-3	.000	0-0	.000	1	0	1	0.3	3	3	1	0	2	2	3.8
11.21.25	ALABAMA STATE		22:48	0-2	.000	0-1	.000	4-4	1.000	0	2	2	0.6	0	4	1	0	2	4	3.8
11.23.25	TENNESSEE STATE		16:03	3-5	.600	1-3	.333	0-0	.000	0	1	1	0.7	2	2	5	0	1	7	4.3
11.27.25	VS. OREGON STATE		20:06	3-5	.600	3-4	.750	0-0	.000	0	3	3	1.0	2	1	0	0	1	9	5.0
11.29.25	VS. BYU																			
12.3.25	VIRGINIA																			
12.15.25	SOUTH FLORIDA																			
12.18.25	UALBANY																			
12.20.25	TEXAS SOUTHERN																			
12.28.25	STONEHILL																			
1.1.26	AT ARKANSAS																			
1.4.26	LSU																			
1.8.26	MISSOURI																			
1.11.26	AT TEXAS A&M																			
1.15.26	AT MISSISSIPPI ST.																			
1.19.26	VS. MICHIGAN																			
1.22.26	AUBURN																			
1.25.26	AT SOUTH CAROLINA																			
1.29.26	AT OLE MISS																			
2.1.26	FLORIDA																			
2.5.26	AT KENTUCKY																			
2.9.26	OKLAHOMA																			
2.12.26	TEXAS																			
2.15.26	AT GEORGIA																			
2.22.26	KENTUCKY																			
2.26.26	ALABAMA																			
3.1.26	AT TENNESSEE																			
TOTAL		0	119:01	12-31	.387	7-17	.412	4-4	1.000	1	6	7	1.0	8	13	7	1	8	35	5.0

CAREER STATS

YEAR	GP	GS	MIN	AVG	FG	FGA	PCT	3FG	3FGA	3PCT	FT	FTA	PCT	OFF	DEF	TOT	AVG	PF	FO	AST	TO	BLK	STL	PTS	AVG
2022-23	30	22	637	21.3	44	150	.293	32	105	.305	12	14	.857	13	19	32	1.1	35	0	24	44	1	14	132	4.4
2023-24	19	0	128	6.7	3	20	.150	2	16	.125	4	6	.667	2	9	11	0.6	12	0	7	6	0	2	12	0.6
2024-25	15	0	78	5.2	7	14	.500	3	7	.429	3	4	.750	5	9	14	0.9	9	0	6	6	0	6	20	1.3
2025-26	7	0	119	17.0	12	31	.387	7	17	.412	4	4	1.000	1	6	7	1.0	8	0	13	7	1	8	35	5.0
CAREER	71	22	962	13.5	66	215	.307	44	145	.303	23	28	.821	21	43	64	0.9	64	0	50	63	2	30	199	2.8





3 AUBREY GALVAN

@AubTheBaller1
@AubTheBaller
@AubTheBaller1

G • 5-6 • Fr. • Deerfield, Ill. • Wilmette Loyola Academy

SEASON HIGHS

Points • 18 • at Austin Peay (11/12/25)
FG Made • 7 • Tennessee State (11/23/25)
FG Attempts • 15 • vs. Tennessee State (11/23/25)
3-Pt Made • 3 • at Austin Peay (11/12/25)
3-Pt Attempt • 5 • 3x, Last: vs. Oregon St. (11/27/25)
FT Made • 3 • at Austin Peay (11/12/25)
FT Attempt • 3 • at Austin Peay (11/12/25)
Rebounds • 9 • vs. California (11/3/25)
Assists • 15 • Tennessee State (11/23/25)
Steals • 9 • Tennessee State (11/23/25)
Blocks • 1 • vs. Oregon State (11/27/25)
Minutes • 40 • at Austin Peay (11/12/25)

CAREER HIGHS

Points • 18 • at Austin Peay (11/12/25)
FG Made • 7 • Tennessee State (11/23/25)
FG Attempts • 15 • vs. Tennessee State (11/23/25)
3-Pt Made • 3 • at Austin Peay (11/12/25)
3-Pt Attempt • 5 • 3x, Last: vs. Oregon St. (11/27/25)
FT Made • 3 • at Austin Peay (11/12/25)
FT Attempt • 3 • at Austin Peay (11/12/25)
Rebounds • 9 • vs. California (11/3/25)
Assists • 15 • Tennessee State (11/23/25)
Steals • 9 • Tennessee State (11/23/25)
Blocks • 1 • vs. Oregon State (11/27/25)
Minutes • 40 • at Austin Peay (11/12/25)

- Her 7 ast vs. Cal were the most by a Vandy player in a debut since 2015-16
- Her 9 reb. vs. Cal were the most by a Commodore in a debut since 2019-20
- Top-ranked point guard in Illinois, according to multiple publications
- Two-time adidas All-American ('23, '24)
- 4-star recruit according to Prospect Nation and named to the site's Elite 150 for the Class of 2025
- Became the first NCAA player since at 1999-00 to open her career with back-to-back games with 7-plus assists and 7-plus rebounds
- Scored 2,132 career points as a prep player
- Works out with WNBA star Jewell Lloyd in the summers and considers the six-time WNBA All-Star a mentor

SUPERLATIVES	'25-26 CAREER		SUPERLATIVES	'25-26 CAREER	
10+ POINTS	4	4	3+ ASSISTS	6	6
15+ POINTS	2	2	5+ STEALS	2	2
20+ POINTS	--	--	3+ STEALS	4	4
25+ POINTS	--	--	2+ BLOCKS	--	--
30+ POINTS	--	--	DOUBLE-DOUBLES	1	1
40+ POINTS	--	--	LED VANDY IN PTS	--	--
50+ POINTS	--	--	LED VANDY IN REB	1	1
MADE 3+ 3-PT FG	1	1	LED VANDY IN AST	5	5
10+ REBS	--	--	LED VANDY IN STL	2	2
5+ ASSISTS	5	5	LED VANDY IN BLK	--	--

GAME-BY-GAME

DATE	OPPONENT	GS	MIN	FGM/A	FG%	3FG/A	3P%	FTM/A	FG%	OFF	DEF	TOT	AVG	PF	AST	T/O	BLK	STL	PTS	AVG
11.3.25	CALIFORNIA	*	39:10	3-14	.214	1-4	.250	0-0	.000	2	7	9	9.0	4	7	3	0	3	7	7.0
11.10.25	FURMAN	*	31:18	5-10	.500	1-4	.250	0-0	.000	2	5	7	8.0	3	8	6	0	3	11	9.0
11.12.25	AT AUSTIN PEAY	*	40:00	6-10	.600	3-5	.600	3-3	1.000	0	2	2	6.0	4	3	2	0	0	18	12.0
11.19.25	AT WESTERN KY.	*	27:08	1-6	.167	1-2	.500	0-0	.000	0	5	5	5.8	0	8	1	0	0	3	9.8
11.21.25	ALABAMA STATE	*	25:50	2-9	.222	0-3	.000	0-0	.000	0	2	2	5.0	0	8	1	0	2	4	8.6
11.23.25	TENNESSEE STATE	*	30:53	7-15	.467	2-5	.400	0-0	.000	0	3	3	4.7	0	15	5	0	9	16	9.8
11.27.25	VS. OREGON STATE	*	30:29	5-14	.357	2-5	.400	0-2	.000	0	1	1	4.1	3	1	1	1	6	12	10.1
11.29.25	VS. BYU																			
12.3.25	VIRGINIA																			
12.15.25	SOUTH FLORIDA																			
12.18.25	UALBANY																			
12.20.25	TEXAS SOUTHERN																			
12.28.25	STONEHILL																			
1.1.26	AT ARKANSAS																			
1.4.26	LSU																			
1.8.26	MISSOURI																			
1.11.26	AT TEXAS A&M																			
1.15.26	AT MISSISSIPPI ST.																			
1.19.26	VS. MICHIGAN																			
1.22.26	AUBURN																			
1.25.26	AT SOUTH CAROLINA																			
1.29.26	AT OLE MISS																			
2.1.26	FLORIDA																			
2.5.26	AT KENTUCKY																			
2.9.26	OKLAHOMA																			
2.12.26	TEXAS																			
2.15.26	AT GEORGIA																			
2.22.26	KENTUCKY																			
2.26.26	ALABAMA																			
3.1.26	AT TENNESSEE																			
TOTAL		7	224:48	29-78	.372	10-28	.357	3-5	.600	4	25	29	4.1	14	50	19	1	23	71	10.1

CAREER STATS

YEAR	GP	GS	MIN	AVG	FG	FGA	PCT	3FG	3FGA	3PCT	FT	FTA	PCT	OFF	DEF	TOT	AVG	PF	FO	AST	TO	BLK	STL	PTS	AVG
2025-26	7	7	225	32.1	29	78	.372	10	28	.357	3	5	.600	4	25	29	4.1	14	0	50	19	1	23	71	10.1
CAREER	7	7	225	32.1	29	78	.372	10	28	.357	3	5	.600	4	25	29	4.1	14	0	50	19	1	23	71	10.1





4 MADISON GREENE

@Mad1son_O4

@Mad1son_O4

G • 5-6 • Jr. • Columbus, Ohio • Pickerington Central HS

SEASON HIGHS

Points • - - • - -
FG Made • - - • - -
FG Attempts • - - • - -
3-Pt Made • - - • - -
3-Pt Attempt • - - • - -
FT Made • - - • - -
FT Attempt • - - • - -
Rebounds • - - • - -
Assists • - - • - -
Steals • - - • - -
Blocks • - - • - -
Minutes • - - • - -

CAREER HIGHS

Points • 25 • at Dayton (12/19/24)
FG Made • 7 • 2x, Last: at Dayton (12/19/24)
FG Attempts • 14 • at Dayton (12/19/24)
3-Pt Made • 5 • at South Florida (11/14/24)
3-Pt Attempt • 8 • at South Florida (11/14/24)
FT Made • 8 • at Dayton (12/19/24)
FT Attempt • 10 • at Dayton (12/19/24)
Rebounds • 6 • Alabama A&M (12/29/24)
Assists • 6 • Samford (11/22/24)
Steals • 6 • Lipscomb (11/04/24)
Blocks • 1 • Austin Peay (11/08/24)
Minutes • 41 • Mississippi State (02/13/25)

- Will miss the 2025-25 season due to injury
- Played in 44 games with four career starts at Vanderbilt
- Earned a medical redshirt waiver for the 2023-24 season after missing the final 22 games due to injury
- Led the team in points off the bench at 7.3 ppg in 29 games in '24-25
- First Dore since 2018 to score 25-plus points off the bench in game vs. Dayton on Dec. 19, 2024
- SEC Winter Academic Honor Roll ('25)
- Majoring in Medicine, Health & Society

SUPERLATIVES

'25-26 CAREER

10+ POINTS	--	13
15+ POINTS	--	5
20+ POINTS	--	1
25+ POINTS	--	1
30+ POINTS	--	--
40+ POINTS	--	--
50+ POINTS	--	--
MADE 3+ 3-PT FG	--	4
10+ REBS	--	--
5+ ASSISTS	--	1

SUPERLATIVES

'25-26 CAREER

3+ ASSISTS	--	6
5+ STEALS	--	1
3+ STEALS	--	5
2+ BLOCKS	--	--
DOUBLE-DOUBLES	--	--
LED VANDY IN PTS	--	1
LED VANDY IN REB	--	--
LED VANDY IN AST	--	4
LED VANDY IN STL	--	4
LED VANDY IN BLK	--	--

GAME-BY-GAME

DATE	OPPONENT	GS	MIN	FGM/A	FG%	3FG/A	3P%	FTM/A	FG% OFF	DEF	TOT	AVG	PF	AST	T/O	BLK	STL	PTS	AVG	
11.3.25	CALIFORNIA																			
11.10.25	FURMAN																			
11.12.25	AT AUSTIN PEAY																			
11.19.25	AT WESTERN KY.																			
11.21.25	ALABAMA STATE																			
11.23.25	TENNESSEE STATE																			
11.27.25	VS. OREGON STATE																			
11.29.25	VS. BYU OR VA. TECH																			
12.3.25	VIRGINIA																			
12.15.25	SOUTH FLORIDA																			
12.18.25	UALBANY																			
12.20.25	TEXAS SOUTHERN																			
12.28.25	STONEHILL																			
1.1.26	AT ARKANSAS																			
1.4.26	LSU																			
1.8.26	MISSOURI																			
1.11.26	AT TEXAS A&M																			
1.15.26	AT MISSISSIPPI ST.																			
1.19.26	VS. MICHIGAN																			
1.22.26	AUBURN																			
1.25.26	AT SOUTH CAROLINA																			
1.29.26	AT OLE MISS																			
2.1.26	FLORIDA																			
2.5.26	AT KENTUCKY																			
2.9.26	OKLAHOMA																			
2.12.26	TEXAS																			
2.15.26	AT GEORGIA																			
2.22.26	KENTUCKY																			
2.26.26	ALABAMA																			
3.1.26	AT TENNESSEE																			
TOTAL																				

CAREER STATS

YEAR	GP	GS	MIN	AVG	FG	FGA	PCT	3FG	3FGA	3PCT	FT	FTA	PCT	OFF	DEF	TOT	AVG	PF	FO	AST	TO	BLK	STL	PTS	AVG
2023-24	11	0	217	19.7	31	73	.425	10	28	.357	4	6	.667	5	11	16	1.5	22	0	13	14	0	15	76	6.9
2024-25	33	4	672	20.4	78	181	.431	25	71	.352	44	53	.830	19	52	71	2.2	58	0	44	56	1	40	225	6.8
2025-26	--	--	--	--	--	--	--	--	--	--	--	--	--	--	--	--	--	--	--	--	--	--	--	--	--
CAREER	44	4	889	20.2	109	254	.429	35	99	.354	48	59	.814	24	63	87	2.0	80	0	57	70	1	55	301	6.8





8 AVA BLACK

@Ava_Black0501

@Ava_Jaye_Black

G • 5-11 • Fr. • Auburn, N.H. • Tabor Academy (Mass.)

SEASON HIGHS

Points • 11 • Alabama State (11/21/25)
FG Made • 4 • Alabama State (11/21/25)
FG Attempts • 8 • Alabama State (11/21/25)
3-Pt Made • 3 • Alabama State (11/21/25)
3-Pt Attempt • 4 • Alabama State (11/21/25)
FT Made • 1 • Furman (11/10/25)
FT Attempt • 1 • Furman (11/10/25)
Rebounds • 6 • 2x, Last: Tennessee State (11/21/25)
Assists • 2 • 2x, Last: Tennessee State (11/21/25)
Steals • 3 • Alabama State (11/21/25)
Blocks • 1 • Tennessee State (11/21/25)
Minutes • 22 • Alabama State (11/21/25)

CAREER HIGHS

Points • 11 • Alabama State (11/21/25)
FG Made • 4 • Alabama State (11/21/25)
FG Attempts • 8 • Alabama State (11/21/25)
3-Pt Made • 3 • Alabama State (11/21/25)
3-Pt Attempt • 4 • Alabama State (11/21/25)
FT Made • 1 • Furman (11/10/25)
FT Attempt • 1 • Furman (11/10/25)
Rebounds • 6 • 2x, Last: Tennessee State (11/21/25)
Assists • 2 • 2x, Last: Tennessee State (11/21/25)
Steals • 3 • Alabama State (11/21/25)
Blocks • 1 • Tennessee State (11/21/25)
Minutes • 22 • Alabama State (11/21/25)

- Made her Vanderbilt debut vs. Furman on Nov. 10
- Scored a career-high 11 points vs. Alabama State
- Ranked as one of New England's top prospects
- Attended the 2023 USA Women's Basketball U16 National Team trails
- First player in program history from New Hampshire
- Two-time All-State selection

SUPERLATIVES	'25-26 CAREER		SUPERLATIVES	'25-26 CAREER	
10+ POINTS	1	1	3+ ASSISTS	--	--
15+ POINTS	--	--	5+ STEALS	--	--
20+ POINTS	--	--	3+ STEALS	1	1
25+ POINTS	--	--	2+ BLOCKS	--	--
30+ POINTS	--	--	DOUBLE-DOUBLES	--	--
40+ POINTS	--	--	LED VANDY IN PTS	--	--
50+ POINTS	--	--	LED VANDY IN REB	--	--
MADE 3+ 3-PT FG	1	1	LED VANDY IN AST	--	--
10+ REBS	--	--	LED VANDY IN STL	--	--
5+ ASSISTS	--	--	LED VANDY IN BLK	--	--

GAME-BY-GAME

DATE	OPPONENT	GS	MIN	FGM/A	FG%	3FG/A	3P%	FTM/A	FG%	OFF	DEF	TOT	AVG	PF	AST	T/O	BLK	STL	PTS	AVG
11.3.25	CALIFORNIA																			
11.10.25	FURMAN		04:19	1-2	.500	0-1	.000	1-1	1.000	0	1	1	1.0	2	0	0	0	0	3	3.0
11.12.25	AT AUSTIN PEAY																			
11.19.25	AT WESTERN KY.		12:30	1-3	.333	0-1	.000	0-0	.000	4	0	4	2.5	3	2	0	0	2	2	2.5
11.21.25	ALABAMA STATE		21:57	4-8	.500	3-4	.750	0-0	.000	3	3	6	3.7	3	1	0	0	3	11	5.3
11.23.25	TENNESSEE STATE		20:34	2-3	.667	0-1	.000	0-1	.000	1	5	6	4.3	1	2	2	1	1	4	5.0
11.27.25	VS. OREGON STATE		09:21	0-0	.000	0-0	.000	0-0	.000	0	2	2	3.8	1	1	1	0	1	0	4.0
11.29.25	VS. BYU																			
12.3.25	VIRGINIA																			
12.15.25	SOUTH FLORIDA																			
12.18.25	UALBANY																			
12.20.25	TEXAS SOUTHERN																			
12.28.25	STONEHILL																			
1.1.26	AT ARKANSAS																			
1.4.26	LSU																			
1.8.26	MISSOURI																			
1.11.26	AT TEXAS A&M																			
1.15.26	AT MISSISSIPPI ST.																			
1.19.26	VS. MICHIGAN																			
1.22.26	AUBURN																			
1.25.26	AT SOUTH CAROLINA																			
1.29.26	AT OLE MISS																			
2.1.26	FLORIDA																			
2.5.26	AT KENTUCKY																			
2.9.26	OKLAHOMA																			
2.12.26	TEXAS																			
2.15.26	AT GEORGIA																			
2.22.26	KENTUCKY																			
2.26.26	ALABAMA																			
3.1.26	AT TENNESSEE																			
TOTAL		0	68:41	8-16	.500	3-7	.429	1-2	.500	8	11	19	3.8	10	6	3	1	7	20	4.0

CAREER STATS

YEAR	GP	GS	MIN	AVG	FG	FGA	PCT	3FG	3FGA	3PCT	FT	FTA	PCT	OFF	DEF	TOT	AVG	PF	FO	AST	TO	BLK	STL	PTS	AVG
2025-26	5	0	69	13.7	8	16	.500	3	7	.429	1	2	.500	8	11	19	3.8	10	0	6	3	1	7	20	4.0
CAREER	5	0	69	13.7	8	16	.500	3	7	.429	1	2	.500	8	11	19	3.8	10	0	6	3	1	7	20	4.0





11 MONIQUE WILLIAMS



@Monique.Williams6



@Monique_Williams11

F • 6-3 • Fr. • Perth, Australia • Willeton Senior HS

SEASON HIGHS

Points • 2 • Tennessee State (11/23/25)**FG Made • - - - -****FG Attempts • 2 • Alabama State (11/21/25)****3-Pt Made • - - - -****3-Pt Attempt • - - - -****FT Made • 2 • Tennessee State (11/23/25)****FT Attempt • 4 • Tennessee State (11/23/25)****Rebounds • 2 • Alabama State (11/21/25)****Assists • - - - -****Steals • - - - -****Blocks • - - - -****Minutes • 9 • Alabama State (11/21/25)**

CAREER HIGHS

Points • 2 • Tennessee State (11/23/25)**FG Made • - - - -****FG Attempts • 2 • Alabama State (11/21/25)****3-Pt Made • - - - -****3-Pt Attempt • - - - -****FT Made • 2 • Tennessee State (11/23/25)****FT Attempt • 4 • Tennessee State (11/23/25)****Rebounds • 2 • Alabama State (11/21/25)****Assists • - - - -****Steals • - - - -****Blocks • - - - -****Minutes • 9 • Alabama State (11/21/25)**

- Made her Vanderbilt debut vs. Furman on Nov. 10
- Enrolled into Vanderbilt during the 2025 Spring semester, where she practiced with the Commodores for the remainder of 2024-25
- Member of Australia's National Program
- Second player in program history from Australia and first since 1999-00
- Attended Willeton Senior High School in Perth, Australia
- Won Silver w/ Australia at the 2025 FIBA U19 Women's World Cup in Czechia
- Played in eight games in the Basketball Australia Centre of Excellence (CoE)

SUPERLATIVES

10+ POINTS

15+ POINTS

20+ POINTS

25+ POINTS

30+ POINTS

40+ POINTS

50+ POINTS

MADE 3+ 3-PT FG

10+ REBS

5+ ASSISTS

'25-26 CAREER

--

--

--

--

--

--

--

--

--

--

SUPERLATIVES

3+ ASSISTS

5+ STEALS

3+ STEALS

2+ BLOCKS

DOUBLE-DOUBLES

LED VANDY IN PTS

LED VANDY IN REB

LED VANDY IN AST

LED VANDY IN STL

LED VANDY IN BLK

'25-26 CAREER

--

--

--

--

--

--

--

--

--

--

GAME-BY-GAME

DATE	OPPONENT	GS	MIN	FGM/A	FG%	3FG/A	3P%	FTM/A	FG%	OFF	DEF	TOT	AVG	PF	AST	T/O	BLK	STL	PTS	AVG
11.3.25	CALIFORNIA																			
11.10.25	FURMAN		02:56	0-1	.000	0-0	.000	0-0	.000	0	0	0	0.0	1	0	0	0	0	0	0.0
11.12.25	AT AUSTIN PEAY																			
11.19.25	AT WESTERN KY.		03:42	0-0	.000	0-0	.000	0-0	.000	0	1	1	0.5	0	0	0	0	0	0	0.0
11.21.25	ALABAMA STATE		08:55	0-2	.000	0-0	.000	0-0	.000	2	0	2	1.0	1	0	0	0	0	0	0.0
11.23.25	TENNESSEE STATE		05:04	0-1	.000	0-0	.000	2-4	.500	0	0	0	0.8	0	0	0	0	0	2	0.5
11.27.25	VS. OREGON STATE																			
11.29.25	VS. BYU																			
12.3.25	VIRGINIA																			
12.15.25	SOUTH FLORIDA																			
12.18.25	UALBANY																			
12.20.25	TEXAS SOUTHERN																			
12.28.25	STONEHILL																			
1.1.26	AT ARKANSAS																			
1.4.26	LSU																			
1.8.26	MISSOURI																			
1.11.26	AT TEXAS A&M																			
1.15.26	AT MISSISSIPPI ST.																			
1.19.26	VS. MICHIGAN																			
1.22.26	AUBURN																			
1.25.26	AT SOUTH CAROLINA																			
1.29.26	AT OLE MISS																			
2.1.26	FLORIDA																			
2.5.26	AT KENTUCKY																			
2.9.26	OKLAHOMA																			
2.12.26	TEXAS																			
2.15.26	AT GEORGIA																			
2.22.26	KENTUCKY																			
2.26.26	ALABAMA																			
3.1.26	AT TENNESSEE																			
TOTAL		0	20:37	0-4	.000	0-0	.000	2-4	.500	2	1	3	0.8	2	0	0	0	0	2	0.5

CAREER STATS

YEAR	GP	GS	MIN	AVG	FG	FGA	PCT	3FG	3FGA	3PCT	FT	FTA	PCT	OFF	DEF	TOT	AVG	PF	FO	AST	TO	BLK	STL	PTS	AVG
2025-26	4	0	21	5.2	0	4	.000	0	0	.000	2	4	.500	2	1	3	0.8	2	0	0	0	0	0	2	0.5
CAREER	4	0	21	5.2	0	4	.000	0	0	.000	2	4	.500	2	1	3	0.8	2	0	0	0	0	0	2	0.5





13 JUSTINE PISSOTT

@JustinePissott
@j.usssssyyy
@JustinePissott

G/F • 6-4 • Sr. • Toms River, N.J. • Tennessee/Red Bank Catholic

SEASON HIGHS

Points • 17 • vs. Oregon State (11/27/25)
FG Made • 6 • vs. Oregon State (11/27/25)
FG Attempts • 12 • vs. Oregon State (11/27/25)
3-Pt Made • 5 • vs. Oregon State (11/27/25)
3-Pt Attempt • 9 • vs. Oregon State (11/27/25)
FT Made • 2 • Tennessee St. (11/23/25)
FT Attempt • 2 • 2x, Last: Tennessee St. (11/23/25)
Rebounds • 7 • vs. California (11/3/25)
Assists • 6 • Furman (11/10/25)
Steals • 1 • 3x, Last: Tennessee State (11/23/25)
Blocks • 3 • vs. California (11/3/25)
Minutes • 39 • vs. California (11/3/25)

CAREER HIGHS

Points • 17 • 2x, Last: vs. Oregon State (11/27/25)
FG Made • 6 • 2x, Last: vs. Oregon State (11/27/25)
FG Attempts • 13 • Radford (12/31/23)
3-Pt Made • 5 • 2x, Last: vs. Oregon State (11/27/25)
3-Pt Attempt • 9 • vs. Oregon State (11/27/25)
FT Made • 4 • at Texas (02/06/25)
FT Attempt • 4 • at Texas (02/06/25)
Rebounds • 7 • 2x, Last: California (11/3/25)
Assists • 6 • Furman (11/10/25)
Steals • 2 • 2x, Last: at Missouri (02/29/24)
Blocks • 3 • 2x, Last: vs. California (11/3/25)
Minutes • 39 • vs. California (11/3/25)

- Matched her career high in rebounds with 7 vs. Cal in the 2025-26 opener
- Appeared in 63 games with 35 starts at Vandy
- Holds a career 3-point percentage of 38.2% at Vandy
- Appeared in six NCAA Tournament games
- First player to transfer to Vanderbilt from Tennessee
- Ranked No. 11 nationally in the Class of 2022 by HoopGurlz/ESPNW
- McDonald's All-American ('22)
- Her twin sister, Georgia (Gia) plays basketball at the U.S. Naval Academy
- Majoring in Human & Organizational Development

SUPERLATIVES	'25-26 CAREER		SUPERLATIVES	'25-26 CAREER	
10+ POINTS	4	13	3+ ASSISTS	2	5
15+ POINTS	1	3	5+ STEALS	--	--
20+ POINTS	--	--	3+ STEALS	--	--
25+ POINTS	--	--	2+ BLOCKS	1	3
30+ POINTS	--	--	DOUBLE-DOUBLES	--	--
40+ POINTS	--	--	LED VANDY IN PTS	--	--
50+ POINTS	--	--	LED VANDY IN REB	1	2
MADE 3+ 3-PT FG	3	14	LED VANDY IN AST	1	1
10+ REBS	--	--	LED VANDY IN STL	--	--
5+ ASSISTS	1	1	LED VANDY IN BLK	1	11

GAME-BY-GAME

DATE	OPPONENT	GS	MIN	FGM/A	FG%	3FG/A	3P%	FTM/A	FT%	OFF	DEF	TOT	AVG	PF	AST	T/O	BLK	STL	PTS	AVG
11.3.25	CALIFORNIA	*	38:40	3-10	.300	2-8	.250	1-2	.500	3	4	7	7.0	1	2	1	3	1	9	9.0
11.10.25	FURMAN	*	26:14	5-10	.500	3-7	.429	0-0	.000	0	3	3	5.0	2	6	0	0	0	13	11.0
11.12.25	AT AUSTIN PEAY	*	29:02	1-5	.200	1-4	.250	0-0	.000	1	4	5	5.0	4	4	2	1	0	3	8.3
11.19.25	AT WESTERN KY.	*	20:35	4-10	.400	4-8	.500	0-0	.000	3	1	4	4.8	2	0	3	1	0	12	9.3
11.21.25	ALABAMA STATE	*	17:09	1-5	.200	1-5	.200	0-0	.000	1	4	5	4.8	0	3	0	0	1	3	8.0
11.23.25	TENNESSEE STATE	*	22:10	4-5	.800	2-2	1.000	2-2	1.000	0	6	6	5.0	3	2	2	0	1	12	8.7
11.27.25	VS. OREGON STATE	*	34:04	6-12	.500	5-9	.556	0-0	.000	1	5	6	5.1	2	4	0	1	0	17	9.9
11.29.25	VS. BYU																			
12.3.25	VIRGINIA																			
12.15.25	SOUTH FLORIDA																			
12.18.25	UALBANY																			
12.20.25	TEXAS SOUTHERN																			
12.28.25	STONEHILL																			
1.1.26	AT ARKANSAS																			
1.4.26	LSU																			
1.8.26	MISSOURI																			
1.11.26	AT TEXAS A&M																			
1.15.26	AT MISSISSIPPI ST.																			
1.19.26	VS. MICHIGAN																			
1.22.26	AUBURN																			
1.25.26	AT SOUTH CAROLINA																			
1.29.26	AT OLE MISS																			
2.1.26	FLORIDA																			
2.5.26	AT KENTUCKY																			
2.9.26	OKLAHOMA																			
2.12.26	TEXAS																			
2.15.26	AT GEORGIA																			
2.22.26	KENTUCKY																			
2.26.26	ALABAMA																			
3.1.26	AT TENNESSEE																			
TOTAL		7	187:54	24-57	.421	18-43	.419	3-4	.750	9	27	36	5.1	14	21	8	6	3	69	9.9

CAREER STATS

*at Tennessee

YEAR	GP	GS	MIN	AVG	FG	FGA	PCT	3FG	3FGA	3PCT	FT	FTA	PCT	OFF	DEF	TOT	AVG	PF	FO	AST	TO	BLK	STL	PTS	AVG
2022-23*	27	0	189	7.0	20	60	.333	12	46	.261	2	2	1.000	6	20	26	1.0	20	0	10	12	4	1	54	2.0
2023-24	33	28	698	21.2	80	225	.356	52	141	.369	12	16	.750	14	57	71	2.2	54	1	25	40	17	10	224	6.8
2024-25	23	0	222	9.6	28	65	.431	19	49	.388	8	12	.667	14	25	39	1.7	22	0	10	10	2	5	83	3.6
2025-26	7	7	188	26.8	24	57	.421	18	43	.419	3	4	.750	9	27	36	5.1	14	0	21	8	6	3	69	9.9
VANDY	63	35	1108	17.6	132	347	.380	89	233	.382	23	32	.719	37	109	146	2.3	90	1	56	58	25	18	376	6.0
CAREER	90	35	1297	14.4	152	407	.373	101	279	.362	25	34	.735	43	129	172	1.9	110	1	66	70	29	19	430	4.8





14 AIYANA MITCHELL

@AiyanaMitchell17

@AiyanaJM22

@AiyanaJM22

F • 6-4 • Jr. • Colorado Springs, Colo. • Fountain-Fort Carson HS

SEASON HIGHS

Points • 12 • 2x, Last: Furman (11/10/25)
FG Made • 6 • vs. California (11/3/25)
FG Attempts • 7 • 3x, Last: Tennessee St. (11/23/25)
3-Pt Made • - - - -
3-Pt Attempt • - - - -
FT Made • 4 • 2x, Last: Alabama State (11/21/25)
FT Attempt • 6 • 2x, Last: Alabama State (11/21/25)
Rebounds • 10 • vs. California (11/3/25)
Assists • 3 • vs. California (11/3/25)
Steals • 3 • vs. California (11/3/25)
Blocks • 3 • vs. California (11/3/25)
Minutes • 25 • vs. California (11/3/25)

CAREER HIGHS

Points • 12 • 2x, Last: Furman (11/10/25)
FG Made • 6 • vs. California (11/3/25)
FG Attempts • 10 • Appalachian St. (12/1/24)
3-Pt Made • - -
3-Pt Attempt • -
FT Made • 5 • 2x, Last: South Carolina (02/23/25)
FT Attempt • 6 • 2x, Last: Furman (11/10/25)
Rebounds • 10 • vs. California (11/3/25)
Assists • 3 • vs. California (11/3/25)
Steals • 3 • 3x, Last: vs. California (11/3/25)
Blocks • 4 • at Auburn (02/16/25)
Minutes • 25 • vs. California (11/3/25)

- Opened 2025-26 on a three-game double-digit scoring streak
- Collected her first career double-double vs. Cal with 12 pts, 10 reb
- Became the first Dore to have a double-double off the bench since Leilani Kapinus vs. Evansville on Dec. 14, 2024
- Appeared in 55 games with one start at Vandy
- Holds a career field goal percentage of 58.6 percent at Vandy
- One of five players to play in all 33 games in 2024-25
- SEC First -Year Academic Honor Roll ('24)
- Collected 20 double-doubles during her high school career
- Majoring in Medicine, Health & Society

SUPERLATIVES

'25-26 CAREER

10+ POINTS 4 6
15+ POINTS - - - -
20+ POINTS - - - -
25+ POINTS - - - -
30+ POINTS - - - -
40+ POINTS - - - -
50+ POINTS - - - -
MADE 3+ 3-PT FG - - - -
10+ REBS 1 1
5+ ASSISTS - - - -

SUPERLATIVES

'25-26 CAREER

3+ ASSISTS 1 1
5+ STEALS - - - -
3+ STEALS 1 3
2+ BLOCKS 3 8
DOUBLE-DOUBLES 1 1
LED VANDY IN PTS - - - -
LED VANDY IN REB 1 3
LED VANDY IN AST - - - -
LED VANDY IN STL - - 1
LED VANDY IN BLK 3 16

GAME-BY-GAME

DATE	OPPONENT	GS	MIN	FGM/A	FG%	3FG/A	3P%	FTM/A	FG%	OFF	DEF	TOT	AVG	PF	AST	T/O	BLK	STL	PTS	AVG
11.3.25	CALIFORNIA		24:32	6-7	.857	0-0	.000	0-2	.000	7	3	10	10.0	3	3	2	3	3	12	12.0
11.10.25	FURMAN		14:18	4-4	1.000	0-0	.000	4-6	.667	3	3	6	8.0	0	1	0	0	1	12	12.0
11.12.25	AT AUSTIN PEAY		20:47	4-7	.571	0-0	.000	2-5	.400	6	3	9	8.3	3	1	3	1	0	10	11.3
11.19.25	AT WESTERN KY.		12:17	0-0	.000	0-0	.000	2-2	1.000	1	4	5	7.5	2	0	2	1	0	2	9.0
11.21.25	ALABAMA STATE		12:39	3-3	1.000	0-0	.000	4-6	.667	3	3	6	7.2	2	0	1	1	1	10	9.2
11.23.25	TENNESSEE STATE		18:19	4-7	.571	0-0	.000	0-0	.000	2	4	6	7.0	2	0	0	2	1	8	9.0
11.27.25	VS. OREGON STATE		21:24	2-4	.500	0-0	.000	1-2	.500	2	3	5	6.7	2	1	1	2	1	5	8.4
11.29.25	VS. BYU																			
12.3.25	VIRGINIA																			
12.15.25	SOUTH FLORIDA																			
12.18.25	UALBANY																			
12.20.25	TEXAS SOUTHERN																			
12.28.25	STONEHILL																			
1.1.26	AT ARKANSAS																			
1.4.26	LSU																			
1.8.26	MISSOURI																			
1.11.26	AT TEXAS A&M																			
1.15.26	AT MISSISSIPPI ST.																			
1.19.26	VS. MICHIGAN																			
1.22.26	AUBURN																			
1.25.26	AT SOUTH CAROLINA																			
1.29.26	AT OLE MISS																			
2.1.26	FLORIDA																			
2.5.26	AT KENTUCKY																			
2.9.26	OKLAHOMA																			
2.12.26	TEXAS																			
2.15.26	AT GEORGIA																			
2.22.26	KENTUCKY																			
2.26.26	ALABAMA																			
3.1.26	AT TENNESSEE																			
TOTAL		0	124:15	23-32	.719	0-0	.000	13-23	.565	24	23	47	6.7	14	6	9	10	7	59	8.4

CAREER STATS

YEAR	GP	GS	MIN	AVG	FG	FGA	PCT	3FG	3FGA	3PCT	FT	FTA	PCT	OFF	DEF	TOT	AVG	PF	FO	AST	TO	BLK	STL	PTS	AVG
2023-24	15	0	58	3.9	6	11	.545	0	0	.000	2	4	.500	4	7	11	0.7	10	0	0	3	4	0	14	0.9
2024-25	33	1	374	11.3	46	85	.541	0	0	.000	26	42	.619	38	53	91	2.8	48	0	14	27	21	17	118	3.6
2025-26	7	0	124	17.8	23	32	.719	0	0	.000	13	23	.565	24	23	47	6.7	14	0	6	9	10	7	59	8.4
CAREER	55	1	556	10.1	75	128	.586	0	0	.000	41	69	.594	66	83	149	2.7	72	0	20	39	35	24	191	3.5





15 NDJAKALENGA MWENENTANDA

@Ndjakalenga

@Ndjakalenga

G • 6-2 • Gr. • Sioux Falls, S.D. • Texas/Washington HS

SEASON HIGHS

Points • 16 • Furman (11/10/25)
FG Made • 6 • Furman (11/10/25)
FG Attempts • 9 • at Western Kentucky (11/19/25)
3-Pt Made • 2 • Furman (11/10/25)
3-Pt Attempt • 4 • at Western Kentucky (11/19/25)
FT Made • 2 • 3x, Last: vs. Oregon State (11/27/25)
FT Attempt • 5 • Furman (11/10/25)
Rebounds • 5 • 2x, Last: at Austin Peay (11/12/25)
Assists • 4 • Furman (11/10/25)
Steals • 3 • at Western Kentucky (11/19/25)
Blocks • 1 • 4x, Last: Tennessee State (11/23/25)
Minutes • 28 • Furman (11/10/25)

CAREER HIGHS

Points • 19 • vs. Illinois (03/24/25)
FG Made • 7 • 2x, Last: Illinois (03/24/25)
FG Attempts • 12 • at Miss. State (02/27/25)
3-Pt Made • 2 • Furman (11/10/25)
3-Pt Attempt • 3 • 2x, Furman (11/10/25)
FT Made • 8 • Louisiana (11/11/22)
FT Attempt • 9 • Houston Christian (12/21/22)
Rebounds • 11 • at Miss. State (02/27/25)
Assists • 4 • 4x, Last: Missouri (01/30/25)
Steals • 6 • Southeast Missouri St. (11/10/24)
Blocks • 3 • 2x, Last: at Miss. State (02/27/25)
Minutes • 37 • at Mississippi State (02/27/25)

- Ndjakalenga means “a gift of luck” from her mother’s Luba tribe in Congo
- Appeared in 104 games with 18 starts over her three seasons at Texas
- Averaged 4.6 pts and 2.3 reb in 13.4 min per game during in Austin
- Won three Big 12 titles (2 tour., 1 reg. season) and one SEC reg. season title at Texas
- Played in 10 NCAA Tournament games, including a Final Four, two Elite 8s and two Sweet 16s
- Graduated from Texas in 2025 with a Bachelor’s Degree in Psychology
- Played prep ball at Washington HS in Sioux Falls, S.D., where she scored over 1,000 career points and won the AA state title as a junior

SUPERLATIVES

10+ POINTS
15+ POINTS
20+ POINTS
25+ POINTS
30+ POINTS
40+ POINTS
50+ POINTS
MADE 3+ 3-PT FG
10+ REBS
5+ ASSISTS

'25-26 CAREER

2	20
1	6
--	--
--	--
--	--
--	--
--	--
--	1
--	1
--	--

SUPERLATIVES

3+ ASSISTS	1	8
5+ STEALS	--	1
3+ STEALS	--	2
2+ BLOCKS	1	7
DOUBLE-DOUBLES	--	--
LED VANDY IN PTS	1	1
LED VANDY IN REB	--	--
LED VANDY IN AST	--	--
LED VANDY IN STL	--	--
LED VANDY IN BLK	1	1

GAME-BY-GAME

DATE	OPPONENT	GS	MIN	FGM/A	FG%	3FG/A	3P%	FTM/A	FG%	OFF	DEF	TOT	AVG	PF	AST	T/O	BLK	STL	PTS	AVG
11.3.25	CALIFORNIA	*	14:44	3-4	.750	1-1	1.000	0-0	.000	1	1	2	2.0	2	0	2	0	1	7	7.0
11.10.25	FURMAN	*	27:38	6-8	.750	2-3	.667	2-5	.400	1	4	5	3.5	2	4	0	0	1	16	11.5
11.12.25	AT AUSTIN PEAY	*	18:04	2-5	.400	1-1	1.000	0-0	.000	2	3	5	4.0	0	1	1	1	1	5	9.3
11.19.25	AT WESTERN KY.	*	22:17	4-9	.444	1-4	.250	2-2	1.000	3	0	3	3.8	0	1	1	1	3	11	9.8
11.21.25	ALABAMA STATE	*	16:46	2-6	.333	1-2	.500	0-0	.000	0	1	1	3.2	1	1	1	1	0	5	8.8
11.23.25	TENNESSEE STATE	*	18:34	1-2	.500	0-1	.000	0-0	.000	1	0	1	2.8	1	2	0	0	0	2	7.7
11.27.25	VS. OREGON STATE	*	22:30	2-4	.500	0-1	.000	2-2	1.000	0	1	1	2.6	2	2	3	0	0	6	7.4
11.29.25	VS. BYU																			
12.3.25	VIRGINIA																			
12.15.25	SOUTH FLORIDA																			
12.18.25	UALBANY																			
12.20.25	TEXAS SOUTHERN																			
12.28.25	STONEHILL																			
1.1.26	AT ARKANSAS																			
1.4.26	LSU																			
1.8.26	MISSOURI																			
1.11.26	AT TEXAS A&M																			
1.15.26	AT MISSISSIPPI ST.																			
1.19.26	VS. MICHIGAN																			
1.22.26	AUBURN																			
1.25.26	AT SOUTH CAROLINA																			
1.29.26	AT OLE MISS																			
2.1.26	FLORIDA																			
2.5.26	AT KENTUCKY																			
2.9.26	OKLAHOMA																			
2.12.26	TEXAS																			
2.15.26	AT GEORGIA																			
2.22.26	KENTUCKY																			
2.26.26	ALABAMA																			
3.1.26	AT TENNESSEE																			
TOTAL		7	140:33	20-38	.526	6-13	.462	6-9	.667	8	10	18	2.6	8	11	8	3	36	52	7.4

CAREER STATS

*at Texas

YEAR	GP	GS	MIN	AVG	FG	FGA	PCT	3FG	3FGA	3PCT	FT	FTA	PCT	OFF	DEF	TOT	AVG	PF	FO	AST	TO	BLK	STL	PTS	AVG
2022-23*	31	3	373	12.0	44	131	.336	3	17	.176	44	63	.698	36	33	69	2.2	52	2	18	29	4	15	135	4.4
2023-24*	35	0	372	10.6	52	116	.448	3	10	.300	21	34	.618	22	36	58	1.7	41	0	23	33	9	11	128	3.7
2024-25*	37	15	632	17.1	82	178	.461	1	18	.056	43	56	.768	48	60	108	2.9	57	0	34	54	21	27	208	5.6
2025-26	7	7	141	20.1	20	38	.526	6	13	.462	6	9	.667	8	10	18	2.6	8	0	11	8	3	6	52	7.4
VANDY	7	7	141	20.1	20	38	.526	6	13	.462	6	9	.667	8	10	18	2.6	8	0	11	8	3	6	52	7.4
CAREER	110	25	1518	13.8	198	463	.428	13	58	.224	114	162	.704	114	139	253	2.3	158	2	86	124	37	59	523	4.8





24 AGA MAKURAT

@a.makurat24

G • 6-3 • Jr. • Sierakowice, Poland. • Sopocka Akademia Tenisowa

SEASON HIGHS

Points • 21 • Alabama State (11/21/25)
FG Made • 8 • Alabama State (11/21/25)
FG Attempts • 15 • Alabama State (11/21/25)
3-Pt Made • 5 • Alabama State (11/21/25)
3-Pt Attempt • 11 • Alabama State (11/21/25)
FT Made • -- • --
FT Attempt • -- • --
Rebounds • 5 • Furman (11/10/25)
Assists • 3 • Tennessee State (11/23/25)
Steals • 3 • at Western Kentucky (11/19/25)
Blocks • 1 • Furman (11/10/25)
Minutes • 23 • at Western Kentucky (11/19/25)

CAREER HIGHS

Points • 21 • Alabama State (11/21/25)
FG Made • 8 • Alabama State (11/21/25)
FG Attempts • 15 • Alabama State (11/21/25)
3-Pt Made • 5 • 2x, Last: Alabama State (11/21/25)
3-Pt Attempt • 11 • Alabama State (11/21/25)
FT Made • 3 • Western Kentucky (11/15/23)
FT Attempt • 4 • Western Kentucky (11/15/23)
Rebounds • 7 • at South Carolina (01/28/24)
Assists • 3 • 3x, Last: App. State (12/01/24)
Steals • 3 • 2x, Last: Tennessee State (11/23/25)
Blocks • 3 • Florida (01/07/24)
Minutes • 24 • at South Carolina (01/28/24)

- Appeared in 54 games with three starts at Vandy
- Represented Poland in the FIBA U20 EuroBasket ('24), FIBA U18 Euro Champ. ('22) and FIBA U16 Euro Champ. ('20)
- First player from Poland in program history
- Participated in the NBA Academy team ('23) and led her team to an undefeated record
- Has two older sisters, Anna (UConn) and Ola (Utah), that played NCAA Division I women's basketball
- Majoring in Human & Organizational Development

SUPERLATIVES	'25-26 CAREER		SUPERLATIVES	'25-26 CAREER	
10+ POINTS	1	5	3+ ASSISTS	1	4
15+ POINTS	1	3	5+ STEALS	--	--
20+ POINTS	1	1	3+ STEALS	--	--
25+ POINTS	--	--	2+ BLOCKS	--	5
30+ POINTS	--	--	DOUBLE-DOUBLES	--	--
40+ POINTS	--	--	LED VANDY IN PTS	--	2
50+ POINTS	--	--	LED VANDY IN REB	--	1
MADE 3+ 3-PT FG	1	5	LED VANDY IN AST	--	--
10+ REBS	--	--	LED VANDY IN STL	--	1
5+ ASSISTS	--	--	LED VANDY IN BLK	1	8

GAME-BY-GAME

DATE	OPPONENT	GS	MIN	FGM/A	FG%	3FG/A	3P%	FTM/A	FG%	OFF	DEF	TOT	AVG	PF	AST	T/O	BLK	STL	PTS	AVG
11.3.25	CALIFORNIA		06:06	0-0	.000	0-0	.000	0-0	.000	1	0	1	1.0	1	0	1	0	0	0	0.0
11.10.25	FURMAN		17:30	1-3	.333	0-1	.000	0-0	.000	1	4	5	3.0	0	1	0	1	0	2	1.0
11.12.25	AT AUSTIN PEAY		06:54	0-0	.000	0-0	.000	0-0	.000	0	1	1	2.3	0	1	1	0	0	0	0.7
11.19.25	AT WESTERN KY.		22:10	3-9	.333	1-6	.167	0-0	.000	1	2	3	2.5	2	0	0	1	3	7	2.3
11.21.25	ALABAMA STATE		20:19	8-15	.533	5-11	.455	0-0	.000	0	0	0	2.0	3	0	0	0	1	21	6.0
11.23.25	TENNESSEE STATE		17:24	3-7	.429	1-3	.333	0-0	.000	2	1	3	2.2	1	3	0	1	0	7	6.2
11.27.25	VS. OREGON STATE		05:56	0-1	.000	0-1	.000	0-0	.000	0	0	0	1.9	0	1	0	0	0	0	5.3
11.29.25	VS. BYU																			
12.3.25	VIRGINIA																			
12.15.25	SOUTH FLORIDA																			
12.18.25	UALBANY																			
12.20.25	TEXAS SOUTHERN																			
12.28.25	STONEHILL																			
1.1.26	AT ARKANSAS																			
1.4.26	LSU																			
1.8.26	MISSOURI																			
1.11.26	AT TEXAS A&M																			
1.15.26	AT MISSISSIPPI ST.																			
1.19.26	VS. MICHIGAN																			
1.22.26	AUBURN																			
1.25.26	AT SOUTH CAROLINA																			
1.29.26	AT OLE MISS																			
2.1.26	FLORIDA																			
2.5.26	AT KENTUCKY																			
2.9.26	OKLAHOMA																			
2.12.26	TEXAS																			
2.15.26	AT GEORGIA																			
2.22.26	KENTUCKY																			
2.26.26	ALABAMA																			
3.1.26	AT TENNESSEE																			
TOTAL		0	96:19	15-35	.429	7-22	.318	0-0	.000	5	8	13	1.9	7	6	2	3	4	37	5.3

CAREER STATS

YEAR	GP	GS	MIN	AVG	FG	FGA	PCT	3FG	3FGA	3PCT	FT	FTA	PCT	OFF	DEF	TOT	AVG	PF	FO	AST	TO	BLK	STL	PTS	AVG
2023-24	33	3	469	14.2	44	129	.341	29	90	.322	11	14	.786	12	37	49	1.5	29	0	19	32	13	10	128	3.9
2024-25	14	0	143	10.2	17	53	.321	12	42	.286	1	1	1.000	7	21	28	2.0	5	0	10	7	5	3	47	3.4
2025-26	7	0	96	13.8	15	35	.429	7	22	.318	0	0	.000	5	8	13	1.9	7	0	6	2	3	4	37	5.3
CAREER	54	3	708	13.1	76	217	.350	48	154	.312	12	15	.800	24	66	90	1.7	41	0	35	41	21	17	212	3.9





30 TRINITY WILSON

@Trinityy.Wilsonn
@TrinityWilson_BTS
@TrinityWilson30

C • 6-3 • So. • Lakeville, Minn. • Lakeville North HS

SEASON HIGHS

Points • 1 • Furman (11/10/25)
FG Made • - - - - -
FG Attempts • - - - - -
3-Pt Made • - - - - -
3-Pt Attempt • - - - - -
FT Made • 1 • Furman (11/10/25)
FT Attempt • 2 • Furman (11/10/25)
Rebounds • - - - - -
Assists • - - - - -
Steals • 1 • Furman (11/10/25)
Blocks • - - - - -
Minutes • 3 • Furman (11/10/25)

CAREER HIGHS

Points • 6 • West Georgia (12/21/24)
FG Made • 3 • West Georgia (12/21/24)
FG Attempts • 5 • West Georgia (12/21/24)
3-Pt Made • - -
3-Pt Attempt • - -
FT Made • 1 • 2x, Last: Furman (11/10/25)
FT Attempt • 2 • 2x, Last: Furman (11/10/25)
Rebounds • 5 • 2x, Last: Austin Peay (11/08/24)
Assists • 2 • at Missouri (03/02/25)
Steals • 1 • Furman (11/10/25)
Blocks • 1 • 2x, Last: West Georgia (12/21/24)
Minutes • 11 • Lipscomb (11/04/24)

- Played in 12 games, all off the bench, in her first year at Vanderbilt
- Ranked the fifth-best player in Minnesota according to PrepGirlsHoops.com
- Fourth player from Minnesota in program history and first since 2016-17
- Mother Brenda Marquis played at UConn and was a member of the 1995 undefeated NCAA championship team
- Majoring in Human & Organizational Development

SUPERLATIVES	'25-26 CAREER	SUPERLATIVES	'25-26 CAREER
10+ POINTS	-- --	3+ ASSISTS	-- --
15+ POINTS	-- --	5+ STEALS	-- --
20+ POINTS	-- --	3+ STEALS	-- --
25+ POINTS	-- --	2+ BLOCKS	-- --
30+ POINTS	-- --	DOUBLE-DOUBLES	-- --
40+ POINTS	-- --	LED VANDY IN PTS	-- --
50+ POINTS	-- --	LED VANDY IN REB	-- --
MADE 3+ 3-PT FG	-- --	LED VANDY IN AST	-- --
10+ REBS	-- --	LED VANDY IN STL	-- --
5+ ASSISTS	-- --	LED VANDY IN BLK	-- --

GAME-BY-GAME

DATE	OPPONENT	GS	MIN	FGM/A	FG%	3FG/A	3P%	FTM/A	FG%	OFF	DEF	TOT	AVG	PF	AST	T/O	BLK	STL	PTS	AVG
11.3.25	CALIFORNIA									DNP - COACHES CHOICE										
11.10.25	FURMAN		02:56	0-0	.000	0-0	.000	1-2	.500	0	0	0	0.0	1	0	2	0	1	1	1.0
11.12.25	AT AUSTIN PEAY									DNP - COACHES CHOICE										
11.21.25	AT WESTERN KY.		00:45	0-0	.000	0-0	.000	0-0	.000	0	0	0	0.0	0	0	0	0	0	0	0.5
11.21.25	ALABAMA STATE									DNP - INJURY										
11.23.25	TENNESSEE STATE									DNP - INJURY										
11.27.25	VS. OREGON STATE									DNP - INJURY										
11.29.25	VS. BYU																			
12.3.25	VIRGINIA																			
12.15.25	SOUTH FLORIDA																			
12.18.25	UALBANY																			
12.20.25	TEXAS SOUTHERN																			
12.28.25	STONEHILL																			
1.1.26	AT ARKANSAS																			
1.4.26	LSU																			
1.8.26	MISSOURI																			
1.11.26	AT TEXAS A&M																			
1.15.26	AT MISSISSIPPI ST.																			
1.19.26	VS. MICHIGAN																			
1.22.26	AUBURN																			
1.25.26	AT SOUTH CAROLINA																			
1.29.26	AT OLE MISS																			
2.1.26	FLORIDA																			
2.5.26	AT KENTUCKY																			
2.9.26	OKLAHOMA																			
2.12.26	TEXAS																			
2.15.26	AT GEORGIA																			
2.22.26	KENTUCKY																			
2.26.26	ALABAMA																			
3.1.26	AT TENNESSEE																			
TOTAL		0	04:09	0-0	.000	0-0	.000	1-2	.500	0	0	0	0.0	1	0	2	0	1	1	0.5

CAREER STATS

YEAR	GP	GS	MIN	AVG	FG	FGA	PCT	3FG	3FGA	3PCT	FT	FTA	PCT	OFF	DEF	TOT	AVG	PF	FO	AST	TO	BLK	STL	PTS	AVG
2024-25	12	0	55	4.6	8	21	.381	0	0	.000	1	3	.333	5	10	15	1.3	6	0	8	3	2	0	17	1.4
2025-26	2	0	4	2.0	0	0	.000	0	0	.000	1	2	.500	0	0	0	0.0	1	0	0	2	0	1	1	0.5
CAREER	14	0	59	4.5	8	21	.381	0	0	.000	2	5	.400	5	10	15	1.2	7	0	8	5	2	1	18	1.4





32 AALYAH DEL ROSARIO

@Aalyah.Rosario_03

@Aalyah.DelRosario

C • 6-6 • Jr. • Santo Domingo, D. R. • LSU/The Webb School (Tenn.)

SEASON HIGHS

Points • 5 • Furman (11/10/25)
FG Made • 2 • 3x, Last: Tennessee State (11/23/25)
FG Attempts • 5 • Tennessee State (11/23/25)
3-Pt Made • - - - -
3-Pt Attempt • - - - -
FT Made • 2 • 2x, Last: Alabama State (11/21/25)
FT Attempt • 5 • Alabama State (11/21/25)
Rebounds • 5 • at Western Kentucky (11/21/25)
Assists • 2 • 2x, Last: Tennessee State (11/23/25)
Steals • 1 • 3x, Last: Tennessee State (11/23/25)
Blocks • 3 • at Western Ky. (11/19/25)
Minutes • 14 • Alabama State (11/21/25)

CAREER HIGHS

Points • 27 • McNeese State (12/12/23)
FG Made • 10 • McNeese State (12/12/23)
FG Attempts • 14 • McNeese State (12/12/23)
3-Pt Made • - -
3-Pt Attempts • - -
FT Made • 7 • McNeese State (12/12/23)
FT Attempt • 14 • McNeese State (12/12/23)
Rebounds • 10 • 2x, Last: Coppin St. (12/20/23)
Assists • 2 • 3x, Last: Tennessee State (11/23/25)
Steals • 2 • 3x, Last: vs. Rice (03/22/24)
Blocks • 4 • Northwestern State (12/17/23)
Minutes • 23 • Texas Southern (11/20/23)

- Transferred to Vanderbilt after two seasons at LSU where she played in 65 games with one start
- Appeared in six NCAA Tournament games and has played in the Elite 8 in each of the last two seasons with the Tigers
- All-SEC Freshman Team (2023-24)
- Five-star recruit and ranked No. 7 in the Class of 2023 and the No. 2 post player by HoopGurlz/espnW
- Won Gold with Team USA at the FIBA U18 World Cup in Argentina ('22)
- Played at The Webb School in Bell Buckle, Tennessee, winning back-to-back state championships as a junior and senior

SUPERLATIVES	'25-26 CAREER		SUPERLATIVES	'25-26 CAREER	
10+ POINTS	--	4	3+ ASSISTS	--	--
15+ POINTS	--	1	5+ STEALS	--	--
20+ POINTS	--	1	3+ STEALS	--	--
25+ POINTS	--	1	2+ BLOCKS	3	10
30+ POINTS	--	--	DOUBLE-DOUBLES	--	1
40+ POINTS	--	--	LED VANDY IN PTS	--	--
50+ POINTS	--	--	LED VANDY IN REB	--	--
MADE 3+ 3-PT FG	--	--	LED VANDY IN AST	--	--
10+ REBS	--	2	LED VANDY IN STL	--	--
5+ ASSISTS	--	--	LED VANDY IN BLK	3	3

GAME-BY-GAME

DATE	OPPONENT	GS	MIN	FGM/A	FG%	3FG/A	3P%	FTM/A	FG%	OFF	DEF	TOT	AVG	PF	AST	T/O	BLK	STL	PTS	AVG
11.3.25	CALIFORNIA		05:30	0-0	.000	0-0	.000	2-2	1.000	2	0	2	2.0	2	0	0	0	0	2	2.0
11.10.25	FURMAN		08:21	2-2	1.000	0-0	.000	1-2	.500	0	0	0	1.0	1	2	1	0	1	5	3.5
11.12.25	AT AUSTIN PEAY		03:00	0-0	.000	0-0	.000	0-2	.000	0	2	2	1.3	1	1	1	1	0	0	2.3
11.19.25	AT WESTERN KY.		08:28	2-2	1.000	0-0	.000	1-2	.500	2	3	5	2.3	2	0	1	3	1	5	3.0
11.21.25	ALABAMA STATE		13:38	1-3	.333	0-0	.000	2-5	.400	0	4	4	2.6	1	0	0	2	0	4	3.2
11.23.25	TENNESSEE STATE		11:22	2-5	.400	0-0	.000	0-0	.000	1	0	1	2.3	0	2	0	2	1	4	3.3
11.27.25	VS. OREGON STATE		03:59	0-0	.000	0-0	.000	0-0	.000	0	0	0	2.0	0	0	0	0	0	0	2.9
11.29.25	VS. BYU																			
12.3.25	VIRGINIA																			
12.15.25	SOUTH FLORIDA																			
12.18.25	UALBANY																			
12.20.25	TEXAS SOUTHERN																			
12.28.25	STONEHILL																			
1.1.26	AT ARKANSAS																			
1.4.26	LSU																			
1.8.26	MISSOURI																			
1.11.26	AT TEXAS A&M																			
1.15.26	AT MISSISSIPPI ST.																			
1.19.26	VS. MICHIGAN																			
1.22.26	AUBURN																			
1.25.26	AT SOUTH CAROLINA																			
1.29.26	AT OLE MISS																			
2.1.26	FLORIDA																			
2.5.26	AT KENTUCKY																			
2.9.26	OKLAHOMA																			
2.12.26	TEXAS																			
2.15.26	AT GEORGIA																			
2.22.26	KENTUCKY																			
2.26.26	ALABAMA																			
3.1.26	AT TENNESSEE																			
TOTAL		0	54:18	7-12	.583	0-0	.000	6-13	.462	5	9	14	2.0	7	5	3	8	3	20	2.9

CAREER STATS

*at LSU

YEAR	GP	GS	MIN	AVG	FG	FGA	PCT	3FG	3FGA	3PCT	FT	FTA	PCT	OFF	DEF	TOT	AVG	PF	FO	AST	TO	BLK	STL	PTS	AVG
2023-24*	37	1	416	11.2	60	111	.541	0	0	.000	53	93	.570	47	82	129	3.5	63	0	8	30	30	15	173	4.7
2024-25*	28	0	175	6.3	20	48	.417	0	0	.000	16	33	.485	25	32	57	2.0	39	1	2	12	8	3	56	2.0
2025-26	7	0	54	7.8	7	12	.583	0	0	.000	6	13	.462	5	9	14	2.0	7	0	5	3	8	3	20	2.9
VANDY	7	0	54	7.8	7	12	.583	0	0	.000	6	13	.462	5	9	14	2.0	7	0	5	3	8	3	20	2.9
CAREER	72	1	646	9.0	87	171	.509	0	0	.000	75	139	.540	77	123	200	2.8	109	1	15	45	46	21	249	3.5





35 SACHA WASHINGTON



@Sacha_Washington



@Sacha_Washington



@SachaW33

F • 6-2 • Gr. • Lawrenceville, Ga. • Collins Hill HS

SEASON HIGHS

Points • 15 • at Western Kentucky (11/19/25)
FG Made • 7 • at Western Kentucky (11/19/25)
FG Attempts • 12 • vs. California (11/3/25)
3-Pt Made • - - - -
3-Pt Attempt • - - - -
FT Made • 2 • 2x, Last: at Austin Peay (11/12/25)
FT Attempt • 4 • at Austin Peay (11/12/25)
Rebounds • 10 • at Austin Peay (11/12/25)
Assists • 2 • 2x, Last: at Western Kentucky (11/19/25)
Steals • 4 • vs. California (11/3/25)
Blocks • 2 • 2x, Last: Alabama State (11/12/25)
Minutes • 29 • at Austin Peay (11/12/25)

CAREER HIGHS

Points • 33 • Louisiana Tech (12/03/23)
FG Made • 15 • Louisiana Tech (12/03/23)
FG Attempts • 20 • Louisiana Tech (12/03/23)
3-Pt Made • - -
3-Pt Attempt • 1 • Lipscomb (12/18/22)
FT Made • 10 • Fairfield (11/12/23)
FT Attempt • 16 • Fairfield (11/12/23)
Rebounds • 17 • Fairfield (11/12/23)
Assists • 7 • Fairfield (11/12/23)
Steals • 8 • Louisiana Tech (12/03/23)
Blocks • 6 • Dayton (12/20/23)
Minutes • 40 • Florida (03/07/24)

- Returns to action after missing the 2024-25 season due to a medical condition
- Appeared in 106 games with 79 starts over her five seasons at Vanderbilt
- Became the 41st Commodore to score 1,000 career points and ranks 33rd on the program's all-time scoring list with 1,077 points
- Her 772 career rebounds are most among active SEC players
- Only active SEC player to amass over 1,000 pts, 700 reb, and 100 blk
- One of four active SEC players to score 1,000 career points
- Leads Vanderbilt with 79 career starts and 24 career double-doubles
- All-SEC freshman team ('22)
- Graduate from Vanderbilt in May 2025 with a Bachelor's Degree in Medicine, Health & Society

SUPERLATIVES

	'25-26 CAREER
10+ POINTS	5 54
15+ POINTS	1 21
20+ POINTS	- - 6
25+ POINTS	- - 1
30+ POINTS	- - - -
40+ POINTS	- - - -
50+ POINTS	- - - -
MADE 3+ 3-PT FG	- - - -
10+ REBS	2 26
5+ ASSISTS	- - 2

SUPERLATIVES

	'25-26 CAREER
3+ ASSISTS	1 9
5+ STEALS	- - 2
3+ STEALS	2 11
2+ BLOCKS	3 31
DOUBLE-DOUBLES	2 24
LED VANDY IN PTS	- - 13
LED VANDY IN REB	3 56
LED VANDY IN AST	- - 5
LED VANDY IN STL	2 7
LED VANDY IN BLK	3 57

GAME-BY-GAME

DATE	OPPONENT	GS	MIN	FGM/A	FG%	3FG/A	3P%	FTM/A	FT%	OFF	DEF	TOT	AVG	PF	AST	T/O	BLK	STL	PTS	AVG
11.3.25	CALIFORNIA	*	27:11	5-12	.417	0-0	.000	0-0	.000	5	3	8	8.0	3	2	2	0	4	10	10.0
11.10.25	FURMAN	*	16:30	3-6	.500	0-0	.000	2-2	1.000	1	3	4	6.0	1	0	1	0	1	8	9.0
11.12.25	AT AUSTIN PEAY	*	28:50	4-5	.800	0-0	.000	2-4	.500	3	7	10	7.3	4	0	4	2	3	10	9.3
11.19.25	AT WESTERN KY.	*	22:57	6-9	.667	0-0	.000	1-2	.500	6	1	7	7.3	2	2	1	1	2	13	10.3
11.21.25	ALABAMA STATE	*	16:11	5-11	.455	0-0	.000	1-1	1.000	4	3	7	7.2	2	0	2	2	1	11	10.4
11.23.25	TENNESSEE STATE	*	19:06	6-9	.667	0-0	.000	1-3	.333	5	5	10	7.7	0	3	1	2	0	13	10.8
11.27.25	VS. OREGON STATE	*	14:37	2-6	.333	0-0	.000	0-1	.000	5	1	6	7.4	1	0	0	0	0	4	9.9
11.29.25	VS. BYU																			
12.3.25	VIRGINIA																			
12.15.25	SOUTH FLORIDA																			
12.18.25	UALBANY																			
12.20.25	TEXAS SOUTHERN																			
12.28.25	STONEHILL																			
1.1.26	AT ARKANSAS																			
1.4.26	LSU																			
1.8.26	MISSOURI																			
1.11.26	AT TEXAS A&M																			
1.15.26	AT MISSISSIPPI ST.																			
1.19.26	VS. MICHIGAN																			
1.22.26	AUBURN																			
1.25.26	AT SOUTH CAROLINA																			
1.29.26	AT OLE MISS																			
2.1.26	FLORIDA																			
2.5.26	AT KENTUCKY																			
2.9.26	OKLAHOMA																			
2.12.26	TEXAS																			
2.15.26	AT GEORGIA																			
2.22.26	KENTUCKY																			
2.26.26	ALABAMA																			
3.1.26	AT TENNESSEE																			
TOTAL		7	145:22	31-58	.534	0-0	.000	7-13	.538	29	23	52	7.4	13	7	11	7	11	69	9.9



CAREER STATS

YEAR	GP	GS	MIN	AVG	FG	FGA	PCT	3FG	3FGA	3PCT	FT	FTA	PCT	OFF	DEF	TOT	AVG	PF	FO	AST	TO	BLK	STL	PTS	AVG
2021-22	35	8	708	20.2	104	224	.464	0	0	.000	58	85	.682	113	117	230	6.6	87	2	26	57	19	26	266	7.6
2022-23	31	31	798	25.7	136	294	.463	0	1	.000	72	114	.632	91	137	228	7.4	87	5	35	67	45	25	344	11.1
2023-24	33	33	959	29.1	163	310	.526	0	0	.000	72	117	.615	118	144	262	7.9	91	4	44	90	44	52	398	12.1
2024-25	REDSHIRT SEASON DUE TO INJURY																								
2025-26	7	7	145	20.8	31	58	.534	0-0	.000	7	13	.538	29	23	52	7.4	13	0	7	11	7	11	69	9.9	
CAREER	106	79	2611	24.6	434	886	.490	0	1	.000	209	329	.635	351	421	772	7.3	278	11	112	225	115	114	1077	10.2



GAME RECAPS

GAME 3 #19/19 Vanderbilt at Austin Peay

	1	2	3	4	TOTAL
	21	17	25	12	75
	19	14	18	14	65

DATE Nov. 12, 2025 **SITE** F&M Bank Arena (Clarksville, Tenn.)

TIPOFF 6 p.m. **END** 8:02 p.m. **ELAPSED** 2:08
ATTENDANCE 1,178

DORES ESCAPE CLARKSVILLE

CLARKSVILLE, Tenn. – The No. 19-ranked Vanderbilt women's basketball team fought off a pesky Austin Peay squad on Wednesday night at F&M Bank Arena, as the Commodores picked up a 75-65 victory on the road.

Though the Commodores never trailed in the game, they still had to fend off a feisty Austin Peay team that forced Vanderbilt into 20 turnovers on the night. The Dores had four players score double figures, while Vanderbilt held a 40-28 edge in rebounding to overcome its miscues. The Commodores pulled down 15 offensive boards on Wednesday, which led to 14 second-chance points. Vanderbilt shot 47.3 percent against Austin Peay, while limiting the Govs to 39.3 percent from the floor.

Sophomore Mikayla Blakes recorded her second 20-plus point performance of the season, as the guard registered a game-high 26 points in the victory. Her offensive performance against the Governors extends her double-digit scoring streak to 22 games, while she records 25-plus points in a game for the 12th time at Vanderbilt.

Freshman Aubrey Galvan tallied double-digit points in back-to-back games for the first time in her collegiate career, as the Deerfield, Illinois, native scored 18 points and dished out three assists.

Graduate Sacha Washington recorded her first double-double of the 2025-26 campaign with a 10-point, 10-rebound effort against the Govs. It is the 23rd career double-double for Washington, while it is her first since March 20, 2024, after missing last season due to a medical condition.

Junior Aiyana Mitchell tallied double-digits off the bench for the third consecutive game, as the 6-4 forward collected 10 points and pulled down nine rebounds.

BOX SCORE

Vanderbilt - 75		Record: 3-0														
NO. Name	Min	FG	3P	FT	Rebounds	Fouls	TP	AS	TO	ST	Blocks	BS	BA	+	Shooting By Period	
		Min	Max	AA	OR	DR	PF	FO	PT	AS	TO	ST	BS	BA	+	
35 Sacha Washington	28:50	4-9	0-0	2-4	3	7	10	4	3	10	0	4	3	2	0	12
1 Mikayla Blakes	37:27	9-28	2-6	8-14	1	0	1	3	18	26	3	6	0	0	6	6
3 Aubrey Galvan	40:00	6-10	0-5	3-3	0	2	2	4	1	18	3	2	0	0	0	10
13 Justine Pissott	30:02	1-5	1-4	0-0	1	4	5	4	1	3	4	2	0	1	0	8
15 Ndjakalanga Mwemntanda	16:04	2-5	1-1	0-0	2	3	5	0	2	5	1	1	1	1	0	2
14 Aiyana Mitchell	20:47	4-7	0-0	2-5	6	3	9	3	3	10	1	3	0	1	0	3
24 Aga Makurat	05:54	0-0	0-0	0-0	0	1	1	0	0	0	1	1	0	0	0	0
2 Jada Brown	15:46	1-3	1-3	0-0	0	0	0	0	0	3	0	1	0	0	0	0
33 Aaliyah Del Rosario	03:00	0-0	0-0	0-2	0	2	2	1	1	0	1	0	1	0	1	0
Team					3	5	2	1	0	1	1	0	1	0	0	0
Totals	28:50	62-121	15-25	15	25	40	19	21	75	125	20	6	0	6	10	0
Major Fouls: Washington (TF) 4 3 5 6 49																
Austin Peay - 65		Record: 1-1														
NO. Name	Min	FG	3P	FT	Rebounds	Fouls	TP	AS	TO	ST	Blocks	BS	BA	+	Shooting By Period	
		Min	Max	AA	OR	DR	PF	FO	PT	AS	TO	ST	BS	BA	+	
3 Vernonja Charlton	35:09	3-6	1-3	6-6	0	1	1	2	4	13	4	1	1	0	0	3
4 Anovisa Sheals	33:38	4-14	1-7	2-4	1	1	2	2	5	11	4	3	0	0	2	5
12 JemMyah Branton	31:59	2-4	0-0	0-0	0	3	3	0	0	4	1	2	1	0	0	0
15 Mya Williams	29:36	2-11	2-8	0-0	0	1	1	3	1	6	1	3	1	0	2	9
24 Iren Gnahore	27:52	5-6	0-0	1-2	4	6	2	6	2	11	0	2	0	0	1	10
2 Kyra Perkins	26:37	5-9	2-4	4-6	3	3	6	5	6	16	1	1	1	0	0	0
11 Jakhani Newell	11:29	0-3	0-2	2-2	0	1	1	0	0	2	0	1	0	0	0	10
21 McKenize Neal	15:13	1-3	0-0	0-0	1	2	3	0	3	0	0	1	2	0	1	1
23 Maeva Fotua	01:20	0-0	0-0	0-0	0	0	0	2	0	0	0	0	0	0	0	3
Team					3	2	5	0	0	1	1					
Totals	22:56	62-124	15-20	10	18	28	22	18	55	11	15	6	0	6	10	0
Major Fouls: Sheals (TF) 1 1 3 47																

	VU	APSU	Points from Turnovers	VU	APSU	Period by Period Scoring
Biggest lead	18 (3 rd 2-45)	0 (1 st 10-00)	13	25		1st 2nd 3rd 4th TOT
Best Scoring Run	10 (1 st 3-20)	12 (2 nd 9-40)	Paint	32	26	VU 21 17 26 12 75
Lead Changes	0	2	Second Chance	14	7	
Times Tied	5	0	Fast Breaks	8	9	APSU 19 14 18 14 65
Time with Lead	37:54	0:00	Bench	13	20	

INDIVIDUAL LEADERS



Points

M. Blakes • 26 pts
A. Galvan • 18 pts

Rebounds

S. Washington • 10 reb
A. Mitchell • 9 reb

Assists

J. Pissott • 4 ast
Blakes/Galvan • 3 ast

Steals

S. Washington • 3 stl
M. Blakes • 2 stl

Blocks

S. Washington • 2 blk
4 Player Tied • 1 blk



K. Perkins • 16 pts
V. Charlton • 13 pts

Gnahore/Perkins • 6 reb
Branton/Neal • 3 reb


J. Pissott • 4 ast
Charlton/Sheals • 4 ast

3 Players Tied • 1 ast

M. Neal • 2 stl
4 Players Tied • 1 stl

No Blocks

GAME 4 #17/17 Vanderbilt at Western Ky.

	1	2	3	4	TOTAL
	23	23	24	17	87
	11	13	15	10	49

DATE Nov. 19, 2025 **SITE** E.A. Diddle Arena (Bowling Green, Ky.)

TIPOFF 6:30 p.m. **END** 8:24 p.m. **ELAPSED** 1:56
ATTENDANCE 1,536

DORES HADLE WESTERN KENTUCKY

BOWLING GREEN, Ky. – Sophomore Mikayla Blakes scored a season-high 28 points on Wednesday night at Western Kentucky, as the No. 17-ranked Vanderbilt women's basketball team cruised to an 87-49 victory over the Lady Toppers inside E.A. Diddle Arena.

The All-American was efficient in her third 25-plus point scoring performance of the season. Blakes shot 62.5 percent, going 10-of-16 from the floor, while hitting a season-best five 3-pointers. The 5-8 guard flirted with her first collegiate double-double, as Blakes matched her career-high effort on the glass with nine rebounds. The guard also collected a season-best six steals, five of which came during the first two quarters of play.

With the victory, Vanderbilt improves to 4-0 on the year. It also marks the first time in program history that the Dores have begun four-straight seasons going undefeated through their first four contests.

Blakes was one of four Dores to score double figures on Wednesday. Graduate Sacha Washington tallied 15 points and pulled down six rebounds, while senior Justine Picot registered 12 points with the help of four 3-point field goals. Graduate Ndjakalanga Mwemntanda rounded out the group with an 11-point effort, while she led the team with two blocks.

The Commodores opened the game on a 14-3 run and never looked back. The only time Vandy trailed in the contest game came before the contest, as the Dores were given an administrative technical foul that gave Western Kentucky a 1-0 advantage before the opening tip. Vanderbilt's lead was cut to nine points in the early stages of the second quarter, but a 17-4 spurt gave the Commodores a 22-point advantage. They would maintain a 20-plus point lead for the remainder of the contest.

Vanderbilt shot 49.3 percent from the floor and held Western Kentucky to 32.7 percent. The Dores had a 43-27 edge in rebounds, which led to a 24-9 edge in second-chance points. Vandy also forced WKU into 24 turnovers, which led to a 24-9 edge in points off turnovers for the Commodores.

The victory at Western Kentucky on Wednesday, coupled with last week's win at Austin Peay, marks the first time since the 2013-14 season that the Commodores have picked up back-to-back true nonconference road wins.


BOX SCORE

Vanderbilt - 87		Record: 4-0														
NO. Name	Min	FG	3P	FT	Rebounds	Fouls	TP	AS	TO	ST	Blocks	BS	BA	+	Shooting By Period	
		Min	Max	AA	OR	DR	PF	FO	PT	AS	TO	ST	BS	BA	+	
35 Sacha Washington	22:57	6-9	0-0	1-2	6	1	7	2	3	13	2	1	2	1	2	27
1 Mikayla Blakes	35:25	11-18	5-9	3-4	6	10	1	3	30	2	8	0	0	0	28	4
3 Aubrey Galvan	37:08	1-6	1-2	0-0	0	5	0	0	8	1	0	1	0	1	34	0
13 Justine Pissott	30:35	4-10	4-8	0-0	3	1	4	2	10	0	3	0	1	2	28	0
15 Ndjakalanga Mwemntanda	22:17	4-9	1-4	2-2	3	0	3	0	1	1	1	1	3	1	0	15
14 Aiyana Mitchell	12:17	0-0	0-0	0-2	1	4	5	2	1	2	0	2	0	1	0	11
24 Aga Makurat	22:10	2-9	1-6	0-0	1	2	3	2	0	0	0	3	1	0	1	11
2 Jada Brown	21:39	1-9	0-3	0-0	1	0	1	3	2	2	3	1	2	0	2	14
32 Aaliyah Del Rosario	08:28	0-2	0-0	1-2	3	5	2	2	0	1	1	3	0	5	0	0
8 Aava Black	12:38	1-3	0-1	4-6	3	1	2	0	0	0	0	0	0	0	0	10
11 Monique Williams	03:42	0-0	0-0	0-0	1	1	0	0	0	0	0	0	0	0	0	4
30 Trevis Wilson	01:02	0-0	0-0	0-0	0	0	0	0	0	0	0	0	0	0	0	0
Team					0	0	0	0	0	0	0	0	0	0	0	0
Totals	35:25	12-30	9-12	10	25	28	17	13	13	12	18	8	7	8	38	0
Major Fouls: Team (TP) 1 1 10-00																
WKU - 49		Record: 2-3														
NO. Name	Min	FG	3P	FT	Rebounds	Fouls	TP	AS	TO	ST	Blocks	BS	BA	+	Shooting By Period	
		Min	Max	AA	OR	DR	PF	FO	PT	AS	TO	ST	BS	BA	+	
2 Tori James	33:51	2-6	0-0	2-4	4	3	7	1	8	0	5	2	3	2	37	0
22 Zosha Telepy	34:00	2-5	1-4	2-2	1	3	4	1	7	0	1	1	1	0	38	0
22 Jennifer Shiva	35:50	2-6	0-0	0-0	3	5	3	3	4	1	0	1	0	1	0	24
3 Tia Shelling	30:39	4-16	0-3	3-3	0	6	4	3	11	3	8	0	0	4	29	0
34 Gaius Khedr	12:18	2-7	0-0	0-0	0	0	1	4	2	3	0	1	1	1	12	0
13 Tatum Boettjer	28:15	4-18	4-8	0-0	2	2	1	0	10	0	2	0	1	0	28	0
5 Mya Pritchett	08:06	0-1	0-0	0-0	0	0	0	0	0	2	0	0	0	0	4	0
21 Eriq Alenavus	13:29	2-6	1-2	0-0	3	2	6	1	2	0	0	1	0	1	7	0
4 Caleigh-Rose West	17:20	0-1	0-0	0-0	1	0	1	2	1	0	2	1	0	0	14	0
0 Lola Bond	03:32	0-0	0-0	0-0	0	0	0	0	0	0	0	1	0	0	7	0
24 Yendi Acosta	00:40	0-0	0-0	0-2	0	0	1	0	0	0	1	0	0	0	4	0
Team					1	2	0	0	1	1	1	0	0	0	0	0
Totals	19:58	6-18	7-11	13	19	32	13	13	45	10	25	7	7	8	38	0
Major Fouls: NONE																

	VAN	WKU	Points from	VAN	WKU	Period by Period Scoring					
Biggest lead	37 (4 th 0-19)	2 (1 st 10-00)	Turnovers	25	6		1st	2nd	3rd	4th	TOT
Best Scoring Run	10 (1 st 4-59)	6 (2 nd 9-36)	Paint	36	20	VAN	23	23	24	17	87
Lead Changes	1		Second Chance	24	9	WKU	11	12	15	18	56
Times Tied	2		Fast Breaks	10	5						

GAME RECAPS

GAME 6 #17/17 Vanderbilt vs. Tennessee St.

	1	2	3	4	TOTAL
	6	4	17	16	43
V	31	25	25	18	99

DATE Nov. 23, 2025 **SITE** Memorial Gymnasium (Nashville, Tenn.)

TIPOFF Noon **END** 1:42 p.m. **ELAPSED** 1:42
ATTENDANCE 2,508

DORES OUTRUN TIGERS

NASHVILLE, Tenn. – Point guard Aubrey Galvan put on a spectacular show against Tennessee State on Sunday afternoon at Memorial Gymnasium, as she matched the Vanderbilt women's basketball freshman record for most assists and steals in a game to lead the No. 17-ranked Commodores to a 99-43 victory over the Lady Tigers.

Vanderbilt's victory over Tennessee State improves its overall record to 6-0. Vanderbilt has now won 23-straight nonconference home games dating back to the 2022-23 campaign.

Galvan dished out 15 assists and had nine steals to equal the Vandy freshman single-game record. Her 15 helpers matched Ashley Smith's freshman program record, which she set on Nov. 29, 1998, against Hampton. Galvan's nine steals equaled Deborah Denton's record set against New Mexico State on Jan. 4, 1987.

The freshman added 16 points to her stat line to give her first career double-double at the collegiate level. Galvan is the first Dore to record a double-double via points and assists since Jordyn Cambridge had 12 points and 12 assists at Kentucky on Jan. 11, 2024.

Galvan was one of two Commodores who had a double-double against TSU, as graduate Sacha Washington tallied 13 points and 10 rebounds to post her second double-double of the season. The last time two Vanderbilt players had a double-double in the same contest happened on Dec. 14, 2024, when Khamil Pierre (42 points, 18 rebounds) and Leilani Kapius (11 rebounds, 10 points) each recorded one against Evansville.

The Commodores had four players score double figures in the victory over the Lady Tigers. Sophomore Mikayla Blakes registered 24 points in 21 minutes of action to lead Vanderbilt. Senior Justine Pissott tallied 12 points and was one of three Dores to hit a team-high two 3-point field goals. Galvan's 16 points and Washington's 13 points round out the group.

Vanderbilt shot 56.6 percent from the floor, while limiting Tennessee State to a 26.8 shooting percentage. The Dores dished out a season-high 33 assists, which is tied for seventh-most in a game in program history. The Commodores forced TSU into 29 turnovers, which led to a 38-9 edge in points off turnovers.



BOX SCORE

Tennessee St. - 43													Record: 1-5
NO. Name	Min	FG	3P	FT	Rebounds	Fouls	TP	AS	TO	ST	Blocks	±	
		M/A	M/A	M/A	off tot	off tot	PF				BS		
10 Kalyah Montoya	12	0/0	0/0	2/2	4	2	0	2	1	1	0	1	16
24 Brianna Woodridge	14	0/0	1/2	1	1	2	1	2	3	0	0	0	-48
0 Aamyia Webb	13	1/7	5/6	0	3	3	1	4	16	1	3	0	2
1 Xai Whitfield	04:05	0/0	0/0	0	1	1	0	0	0	2	0	0	-46
2 Sonnah Kamara	10:20	1/5	0/2	2/4	0	1	1	1	2	4	0	0	1
3 Kiki Roberts	12:21	0/1	0/0	0/0	3	3	0	0	0	2	0	0	-27
23 Sadie Sanchez	05:50	0/0	0/0	0	0	0	1	0	0	1	8	0	-23
22 Erin Martin	27:54	3/6	5/1	2/3	5	0	5	2	2	8	1	0	20
65 Amiyah Ferguson	14:16	1/5	1/3	0/0	0	2	2	0	0	3	1	1	0
12 Zoe Young	10:16	1/2	0/0	0/0	2	2	0	0	0	0	2	0	1
11 Genesis Harris	26:08	2/9	1/6	0/0	0	1	1	2	1	5	1	4	0
21 Laila Lancaster	05:00	0/1	0/0	0	1	0	1	2	0	0	1	0	-9
7 Jovell Thomas	14:05	0/2	0/1	0/0	0	1	1	1	0	2	2	0	-12
Team					1	4	5	0	0	0	1	1	
Totals	15:56	3/21	10/10	10/21	31	13	11	43	8	29	6	1	56
Major Fouls: NONE													
Shooting By Period													
1 st FGM	1/7	14.3%											
2 nd FGM	2/16	12.5%											
3 rd FGM	5/16	31.3%											
4 th FGM	6/10	60%											
GM FGM	7/17	41.2%											
3PT	2/4	50.0%											
FT	10/21	47.6%											
GM FGM	15/26	57.7%											
3PT	3/21	14.3%											
FT	10/15	66.7%											
Dead Ball Rebounds: 6													


Vanderbilt - 99													Record: 6-0
NO. Name	Min	FG	3P	FT	Rebounds	Fouls	TP	AS	TO	ST	Blocks	±	
		M/A	M/A	M/A	off tot	off tot	PF				BS		
25 Sacha Washington	19:06	6/9	0/0	1/3	5	0	10	4	13	3	1	0	2
1 Mikayla Blakes	20:31	11/17	2/6	0/0	2	6	1	1	24	2	0	4	1
3 Aubrey Galvan	20:53	7/15	2/5	0/0	0	3	3	0	0	16	5	9	0
13 Justine Pissott	20:10	4/6	2/2	0/0	6	6	3	2	12	2	1	0	0
15 Ndikalema Mwenentanda	18:34	1/2	0/1	0/0	1	0	1	1	1	2	0	0	0
14 Aiyana Mitchell	18:19	4/7	0/0	0/0	2	4	6	2	0	0	0	1	2
2 Jada Brown	16:03	5/5	1/3	0/0	0	1	1	2	1	7	2	5	1
8 Ava Black	20:34	2/3	0/1	0/1	1	5	6	1	2	4	2	2	1
24 Aga Makurat	17:24	3/7	1/3	0/0	2	1	3	1	0	7	3	0	0
32 Aiyah Del Rosario	11:22	2/5	0/0	0/0	1	0	1	0	0	4	2	0	2
11 Montique Williams	05:04	0/1	0/0	2/4	0	0	1	1	2	0	0	0	-1
Team					3	6	0	0	0	0	0	0	
Totals	43:76	5/21	5/10	15/30	45	11	13	39	33	18	9	1	56
Major Fouls: NONE													
Shooting By Period													
1 st FGM	14/23	60.9%											
2 nd FGM	10/17	58.8%											
3 rd FGM	10/17	58.8%											
4 th FGM	11/17	64.7%											
GM FGM	43/76	56.6%											
3PT	5/21	23.8%											
FT	15/30	50.0%											
Dead Ball Rebounds: 2													

	TSU	VANDY
Biggest lead	7 (1 st 7:50)	61 (4 th 3:29)
Best Scoring Run	7 (4 th 1:39)	27 (2 nd 3:52)
Lead Changes	2	1
Times Tied	1	0
Time with Lead	00:12	39:08

INDIVIDUAL LEADERS

		
Points	M. Blakes • 24 pts A. Galvan • 16 pts	A. Webb • 16 pts E. Martin • 8 pts
Rebounds	S. Washington • 10 reb 3 Players Tied • 6 reb	K. Martin • 5 reb E. Montoya • 4 reb
Assists	A. Galvan • 15 ast Makurat/Washington • 3 ast	I. Thomas • 2 ast 6 Players Tied • 1 ast
Steals	A. Galvan • 9 stl M. Blakes • 4 stl	E. Martin/Z. Young • 2 stl A. Ferguson/G. Harris • 1 stl
Blocks	3 Players Tied • 2 blk 3 Players Tied • 1 blk	L. Lancaster • 2 ast

GAME 7 #17/17 Vanderbilt vs. Oregon State

	1	2	3	4	TOTAL
	6	4	17	16	43
V	31	25	25	18	99

DATE Nov. 27, 2025 **SITE** UVI Sports & Fitness Center (St. Thomas, USVI)

TIPOFF 7 p.m. **END** 8:42 p.m. **ELAPSED** 1:42
ATTENDANCE 824

DORES FEAST ON THANKSGIVING

ST. THOMAS, U.S. Virgin Islands – Sophomore Mikayla Blakes feasted on Thanksgiving, as the All-American dropped a season-high 35 points to help the No. 17-ranked Vanderbilt women's basketball team defeat Oregon State, 88-66, to open the 2025 U.S. Virgin Islands Paradise Jam.

The guard was efficient throughout the evening for the Commodores, as Blake shot 54.5 percent from the field, going 12-of-22. Her 35-point performance against the Beavers marks the seventh time Blakes has registered 30-plus points in her collegiate career, while it is her second 30-point game of this season. All 35 points Blakes scored came in the first three quarters of play, as the Dores maintained a 20-plus-point lead in the final frame.

Vanderbilt improves to 7-0 on the year. It is the third-straight season the Commodores have won seven-straight games to begin the year, which marks a program first.

The Dores now advance to the title game of the Island Division at the 2025 Paradise Jam. No. 17 Vanderbilt will take on BYU on Saturday at 11 a.m. CT on ESPN+.

Blakes was one of three double-digit scorers for the Dores on Thanksgiving night, as senior Justine Pissott matched her career high with 17 points, while matching her career-best performance behind the arc with five 3-pointers against the Beavers. Freshman Aubrey Galvan tallied 12 points and had a game-high six steals.

The Dores held a 13-point lead at the end of the first quarter at 26-13. Oregon State was able to punch back and take a brief lead in the late second quarter, but Vanderbilt ended the frame, making its last four shots to take a 43-38 lead into the locker room. Vandy dropped the hammer on OSU in the third, as the Commodores outscored the Beavers, 30-9, in the stanza to take a commanding 26-point lead at 73-47. The Dores maintained a 20-plus-point advantage throughout the fourth to score their seventh victory of the season.

Vanderbilt shot 47.1 percent on the night and matched a season-high in 3-pointers made with 12. The Commodores forced Oregon State into 21 turnovers, which Vandy turned into 27 points. The Dores had a total of 12 steals, six of which came from Galvan.

BOX SCORE

Oregon St. - 66													Record: 5-2
NO. Name	Min	FG	3P	FT	Rebounds	Fouls	TP	AS	TO	ST	Blocks	±	
		M/A	M/A	M/A	off tot	off tot	PF				BS		
32 Nene Sow	C 13:18	0/0	0/0	0/0	0	1	1	0	0	0	0	0	-13
0 Tara Bolden	G 20:41	4/13	1/4	0/0	2	3	5	3	0	9	2	3	0
1 Kennede Shuler	G 32:23	2/8	0/1	1/1	2	5	3	4	5	7	0	0	-18
3 Jenna Villa	G 34:07	4/11	1/7	6/7	0	3	3	6	15	0	1	2	0
4 Ally Schmel	G 38:06	6/12	3/7	0/0	1	9	10	1	0	15	1	1	1
15 Lizzy Williamson	24:25	7/10	0/0	0/1	3	6	0	4	14	0	3	1	2
22 Lara Alonso	08:12	1/4	0/0	0/0	3	1	4	0	1	2	1	0	-15
10 Susana Yipes	07:47	1/2	1/2	0/0	0	0	1	0	3	0	3	0	-18
31 Cice Vucina	13:44	1/1	1/1	0/0	0	0	3	2	0	0	0	0	-5
25 Keira Lindemann	02:59	0/0	0/0	0/0	0	0	0	0	0	0	0	0	-9
20 Katelyn Field	02:41	0/0	0/0	0/0	0	0	0	0	0	0	0	0	-2
16 Elita Melyar	00:37	0/0	0/0	0/0	0	0	0	0	0	0	0	0	-3
Team					2	4	0	0	0	1	0	0	
Totals	26:51	7/22	7/19	15/27	42	12	15	66	12	21	3	2	5
Major Fouls: Coach (TF) 1 st 0:31 Villa (F) 3 rd 3:42													
Shooting By Period													
1 st FGM	14/23	60.9%											
2 nd FGM	10/17	58.8%											
3 rd FGM	10/17	58.8%											
4 th FGM	11/17	64.7%											
GM FGM	43/76	56.6%											
3PT	5/21	23.8%											
FT	15/30	50.0%											
Dead Ball Rebounds: 1													

Vanderbilt - 88													Major Points: 100													Record: 7-0												
No. Name		Min	FG	3P	FT	Rebounds	Fouls	TP	AS	TO	ST	Blocks	±																									
			M/A	M/A	M/A	off tot	off tot	PF				BS																										
35	Sacha Washington	F 14:27	2/6	0/0	0/1	5	1	6	1	4	0	0	0	1	1																							
1	Mikayla Blakes	G 37:34	12/22	2/6	9/10	0	4	4	2	4	35	4	1	3	23																							
3	Aubrey Galvan	G 30:29	5/14	2/5	0/2	0	1	1	3	2	12	1	6	1	1																							
13	Justine Pissott	G 34:06	6/12	5/8	0/0	1	5	6	2	0	17	4	0	1	28																							
15	Ndikalema Mwenentanda	G 22:30	2/4	0/1	2/2	0	1	1	2	1	6	2	0	0	0																							
14	Aiyana Mitchell	21:34	2/4	0/0	1/2	2	3	5	2	5	1	1	1	2	23																							
2	Sacha Brown	20:08	0/0	0/0	0/0	0	0	0	0	0	0	0	0	0	0																							
8	Ava Black	09:21	0/0	0/0	0/2	2	1	0	0	0	0	1	1	0	5																							
4	Aiyana Mitchell	05:56	0/1	0/1	0/0	0	0	0	0	0	0	0	0	0	0																							
4	Ayaka Dai Roudot	05:59	0/0	0/0	0/0	0	0	0	0	0	0	0	0	0	0																							
Team						2	1	3	0	0	0	0	0	0	0																							
Totals		30:68	12/26	12/17	10/21	31	15	11	88	15	7	12	5	2	22																							
																Major Points: 20																						
																Shooting By Period																						
																1ST 54 50 70%																						
																2ND 54 79%																						
																3RD 54 80%																						
																4TH 54 75%																						
																FT 60 60%																						
																3PT 60 60%																						
																1ST 17 17%																						
																2ND 79 74%																						
																3RD 54 60%																						
																4TH 54 50%																						
																FT 54 60%																						
																3PT 54 50%																						
																1ST 12 46%																						
																2ND 17 54%																						