



# MISSOURI

## 2025 FOOTBALL GAME NOTES



MISSOURI STRATEGIC COMMUNICATIONS | CHAMPIONS DRIVE SUITE 200 COLUMBIA, MO 65211-3110 • MUTIGERS.COM

### 2025 SCHEDULE/RESULTS

DATE	OPPONENT (TV)	TIME (CT)
Aug. 28	CENTRAL ARKANSAS (SECN)	W, 61-6
Sept. 6	KANSAS (ESPN2)	W, 42-31
Sept. 13	LOUISIANA (SECN+/ESPN+)	W, 52-10
Sept. 20	RV/#24 SOUTH CAROLINA * (ESPN)	W, 29-20
Sept. 27	UMASS (ESPNU)	W, 42-6
Oct. 11	#8/#8 ALABAMA * (ABC)	L, 24-27
Oct. 18	@ Auburn * (SECN)	W, 23-17 (20T)
Oct. 25	@ #10/#12 Vanderbilt * (ESPN)	2:30 P.M.
Nov. 8	#3/#3 TEXAS A&M * (TBA)	FLEX
Nov. 15	MISSISSIPPI STATE * (TBA)	NIGHT
Nov. 22	@ #13/#11 Oklahoma * (ABC or ESPN)	11 A.M.
Nov. 29	@ Arkansas * (TBA)	NIGHT

Home games in **BOLD CAPS**, played on Faurot Field.

\* - Southeastern Conference game

### ON THE AIR

#### TV: ESPN

- Play-by-Play ..... Bob Wischusen
- Analyst ..... Louis Riddick
- Sideline ..... Kris Budden
- **Online:** WatchESPN.com
- **Mobile App:** ESPN

#### RADIO: Tiger Radio Network

- Play-by-Play ..... Mike Kelly
- Analyst ..... Howard Richards
- Sideline Reporter ..... Chris Gervino
- **Local:** 1580 AM / 105.1 FM
- **Satellite:** SiriusXM 121 or 202
- **App:** Mizzou Tigers / The Varsity Network: Search "Missouri"

**LIVE STATS:** Mizzou.StatBroadcast.com

### SOCIAL MEDIA

- X ..... @MizzouFootball | @CoachDrinkwitz
- Hashtag ..... #MIZ | #STP
- Instagram ..... @MizzouFootball
- Facebook ..... MizzouAthletics | MizzouFootballShowMe
- Web ..... MUTigers.com

### STRATEGIC COMMUNICATIONS

**JOSH MAXSON** ..... Director/Primary Contact  
Phone (C) ..... (205) 242-5917  
Email ..... josh.maxson@missouri.edu

**BROCK BUSICK**... Associate Director/Secondary Contact  
Phone (C) ..... (515) 979-9812  
Email ..... bbusick@missouri.edu

**JESSICA CRUSAN**... Associate Director/Tertiary Contact  
Phone (C) ..... (248) 982-4279  
Email ..... jmcnr9@missouri.edu

GAME  
8

### No. 15 MISSOURI TIGERS

6-1, 2-1 SEC

SATURDAY, OCTOBER 25 • 2:30 P.M. CT • FIRSTBANK STADIUM • NASHVILLE, TENN.



#### MISSOURI TIGERS

**AP/Coaches:** #15/#14

**Head Coach:** Eli Drinkwitz

**Record at Mizzou:** 44-25 (6th Year)

**Overall Record:** 58-26 (7th Year)



#### VANDERBILT COMMODORES

**AP/Coaches:** #10/12

**Head Coach:** Clark Lea

**Record at Vanderbilt:** 22-34 (5th Year)

**Overall Record:** 22-34 (5th Year)

### No. 10 VANDERBILT COMMODORES

6-1, 2-1 SEC

#### GAME INFORMATION

**Facility:** FirstBank Stadium

**Capacity:** 35,000

**TV:** ESPN

**Radio:** 1580 AM / 105.1 FM / SiriusXM 121 or 202

**Online:** The Varsity Network: Search "Missouri"

**Series Record:** Mizzou leads, 12-4-1

**In Nashville:** Mizzou leads, 4-2

**Last Meeting:** Mizzou 30, Vandy 27 (20T; 9/21/24)

**Last Meeting in Nashville:** Mizzou 38, Vandy 21 (9/30/23)

**First Meeting:** Mizzou 16, Vandy 0 (1895)

#### SETTING THE SCENE

University of Missouri football avenged its first loss of the season with a double-overtime victory on the road at Auburn last weekend, defeating the home-team Tigers, 23-17, to improve to 6-1 (2-1 SEC) overall. Mizzou will go on the road for the second time this season for a chance at its first road win over a top-10 team since taking down No. 7 Georgia in Athens on Oct. 12, 2013. Saturday's game will mark the 18th meeting between the two programs with Missouri leading the all-time series, 12-4-1 over the Commodores. Mizzou will aim to make it six-straight wins over Vandy and nine out of the last 10 dating back to 2016. Kick off is slated for 2:30 p.m. CT on **ESPN** and **Tiger Radio Network**.

#### COMIN' TO YOUR CITY...

Saturday's matchup between No. 15 Missouri and No. 10 Vanderbilt in Nashville was selected by ESPN as this week's College Game Day location. It will mark the seventh College Game Day appearance for the Tigers as they enter with a record of 3-3 in such games. Mizzou has won its last two Game Day matchups and will look to make it three in a row. The most recent Game Day matchup was a 21-20 win at No. 13 South Carolina in 2014 and before that it was a 36-27 win over No. 3 Oklahoma in Columbia - the only time Mizzou has ever hosted College Game Day.

#### ON THE ROAD AGAIN...

After opening the season with a six-game homestand, Mizzou will go on the road for the second week in a row and travel to Nashville, Tennessee, for a matchup with No. 10 Vanderbilt at FirstBank Stadium on Saturday afternoon. The Tigers will aim to pick up their 12th all-time road win over an AP top-10 ranked opponent.

#### THE COACHES

**Eli Drinkwitz** is in his sixth season as Mizzou's head coach and enters Saturday's game with a 44-25 mark (56-26 overall). The Alma, Arkansas, native has led the Tigers to bowl eligibility in each of his first six seasons in Columbia, making him the only MU head coach in program history to achieve that feat. Prior to taking the Mizzou job, Drinkwitz was 12-1 in his lone season as head coach at Appalachian State (2019). Drinkwitz boasts the best home winning percentage (min. four seasons) in program history at .800 and is 32-8 on Faurot Field during his tenure. Since the start of 2023, Drinkwitz and the Tigers have gone 27-6 (.818) - tied for fourth-best nationally and second best in the SEC over that stretch, trailing only Georgia (.857).

**Clark Lea** is in his fifth season at the helm of the Vanderbilt football program, amassing an overall record of 22 wins and 34 losses to date, including a 6-1 mark this season as the Commodores are in the midst of a historic season. Vandy's 6-1 start marks their best since 1950 and has the Commodores bowl eligible after their win over then-ranked No. 10 LSU on Oct. 18. Under Lea, Vanderbilt is now postseason eligible for a second-straight year for the first time since a three-year stretch from 2011-13. Lea has guided Vandy to two wins over AP top-25 opponents for the first time since 2008 and two wins over AP top-15 opponents for the first time in program history.

#### SCOUTING THE COMMODORES

Vanderbilt is off to a 6-1 (2-1 SEC) start to the season - their best start since 1950. The Commodores enter with the No. 8 scoring offense in the country, averaging over 41 points per game. They also bring the nation's No. 21 rushing attack (213.0 YPG) and No. 15 team passing efficiency into the weekend. The Commodores have been successful on third down all season long, converting at a .557 clip to rank second nationally. In addition to the high-powered offense, Vanderbilt owns the No. 12 rushing defense and 29th-ranked overall defense in the country. Quarterback **Diego Pavia** is completing .705 percent of his passes to rank 12th in FBS while his 15 passing touchdowns are No. 18 in the country. Running back **Sedrick Alexander** is sixth nationally with 10 total touchdowns.

#### FIRST AND TEN - STORYLINES

- Mizzou is seeking its first road win against an AP Top-10 opponent since knocking off No. 7 Georgia on Oct. 12, 2013, and its 12th such win all-time.
- The Tigers are 27-6 since the start of 2023 (.818) - tied for fourth-best nationally and second best in the SEC over that stretch, trailing only Georgia (.857).
- Mizzou is one of nine teams nationally to allow four or fewer second-half touchdowns.
- MU has upped its scoring margin to +156 (+22.3 PPG) through its first seven games, giving the Tigers their largest differential since 1908 when MU was +157 (+22.4 PPG) through seven matchups.
- The Tigers rank fourth nationally in time of possession, owning the ball for an average of 34:32 per game.
- MU boasts the nation's No. 5 defense (243.0 YPG) and No. 10 offense (486.3 YPG) in yardage, making MU one of three teams in the country to rank within the top 10 in both departments. The Tigers are outgaining their opponents by an average of 243.6 yards per game - the third-best ratio in the country, trailing only Oregon (+259.5) and Indiana (+248.6).
- Missouri owns the No. 7 rushing defense in the nation, holding opponents to just 83.9 yards per game all while brandishing one of the nation's most lethal rushing attacks, averaging 244.9 yards per game of its own to rank seventh nationally.
- RB **Ahmad Hardy** ranks third in the country in rushing with 840 yards. According to PFF, Hardy's 670 yards after contact are the most in the nation and account for 79.8 percent of his 840 total rushing yards. He also ranks second nationally in missed tackles forced (54) according to PFF.
- Hardy has rushed for 100-plus yards in 11 of his last 14 games dating back to last season while playing at UL-Monroe.

The **University of Missouri Strategic Communications Office** is ready to assist you in to make the experience of covering MU Athletics productive and rewarding.

UNIVERSITY OF MISSOURI ATHLETICS

Mizzou Arena • Suite 200

One Champions Drive • Columbia, MO 65211-3110

## STRATEGIC COMMUNICATIONS

**Josh Maxson** ..... **Director/Primary Contact**

(205) 242-5917 ..... josh.maxson@missouri.edu

**Brock Busick** ..... **Associate Director/Secondary Contact**

(515) 979-9812 ..... bbusick@missouri.edu

**Jessica Crusan** ..... **Associate Director/Tertiary Contact**

(248) 982-4279 ..... jmcnr9@missouri.edu

## CREDENTIALS

Credentials issued by Mizzou Athletics are required to cover all regular-season events that take place on the University of Missouri campus, or an event in which Mizzou has been assigned to distribute credentials.

Credentials are provided to working members of the media to assist in the coverage of Mizzou Athletics events. Credentials do not imply any guarantee to access. Credentials are limited to single-event or single-season duration. Credentials are not transferable and are revocable and must be worn at all times within Memorial Stadium.

Loaning or transferring credentials to another person may result in immediate permanent revocation of media credentials and ejection from the event of the original holder and unauthorized holder of the credentials. Failure to adhere to the requirements of this policy may result in revocation of credentials for the representative and their outlet. All credentials are subject to space availability restrictions in working media areas at various facilities. Media credentials should be requested by Tuesday of game week via Sports Systems' online SEC portal ([sportssystem.com/clients/seccredentials](http://sportssystem.com/clients/seccredentials)).

## MEDIA PARKING

Media parking is located at Tiger Avenue Parking Structure (TAPS), at the corner of Tiger Avenue and Hospital Drive. The main entrance is on the east side of the building. All parking passes are digital and distributed via email. Parking requests are available through the same online request system for single-game and season credentials.

## MEDIA WILL CALL

Game day media will call is located at Gate 5W, on the west side of Memorial Stadium. Home game credentials can typically be picked up on Fridays at the south entrance of Mizzou Arena. Contact **Jessica Crusan** to arrange for pickup prior to game days.

## PRESS BOX

The Memorial Stadium / Faurot Field press box is located on the sixth floor of the west side of the stadium. On game days, the facility opens to the working media three hours prior to kickoff. The space is accessible using the elevator at Gate 5W. Mizzou Athletics will provide a meal, drinks and snacks during the game.

## POSTGAME

Postgame interviews with Mizzou head coach **Eli Drinkwitz** and select student-athletes will be held in SEZ Defensive Meeting Room following a brief cooling-off period. Unauthorized in-game and postgame interviews on the field are prohibited. Visiting team post-game media availability is subject to the direction of the visiting communications staff. The visiting team's postgame interview room is located in the southeast tunnel (labeled Q20), across from the visiting locker room.

## MOBILE APP

The Mizzou Tigers app for iPhone, iPad and Android devices offers fans a wide variety of information on the Tigers. The free app is available in the App Store and Google Play and required to receive MU digital parking.

## TIGER TALK RADIO SHOW

The hour-long program airs weekly through the season from Harpo's Bar & Grill in Columbia. Shows run from 7-8 p.m. CT on Tuesdays. Hosted by Mike Kelly, fans can listen to the show via KTGR 105.1 FM/KTGR 1580 AM, or watch via the Mizzou Athletics Facebook page.

## WEEKLY PRESS CONFERENCE

Head coach **Eli Drinkwitz** will be available to the media every Tuesday during the season, with the exception of MU's bye week. Drinkwitz's press conferences will take place in the SEZ Defensive Meeting Room on the second level of the building and will be streamed live on X via @MizzouFootball. Players will be made available immediately following Coach Drinkwitz's press conference. Please make any player requests through **Brock Busick** before 10 a.m. [CT] on Mondays.

## SEC TELECONFERENCE

The 16 SEC coaches will be featured on a weekly media teleconference each Wednesday during the regular season from 10 a.m. - 1 p.m. [CT].

TIME	COACH	SCHOOL
10:00 a.m.	Brian Kelly	LSU
10:10 a.m.	Kirby Smart	Georgia
10:20 a.m.	Billy Gonzales	Florida
10:30 a.m.	Brent Venables	Oklahoma
10:40 a.m.	Sam Pittman	Arkansas
10:50 a.m.	Josh Heupel	Tennessee
11:00 a.m.	Open	
11:10 a.m.	Shane Beamer	South Carolina
<b>11:20 a.m.</b>	<b>Eli Drinkwitz</b>	<b>Missouri</b>
11:30 a.m.	Kalen DeBoer	Alabama
11:40 a.m.	Mark Stoops	Kentucky
11:50 a.m.	Jeff Leiby	Mississippi State
12:00 p.m.	Hugh Freeze	Auburn
12:10 p.m.	Lane Kiffin	Ole Miss
12:20 p.m.	Clark Lea	Vanderbilt
12:30 p.m.	Steve Sarkisian	Texas
12:40 p.m.	Mike Elko	Texas A&M

## ON THE WEB

Information on the Mizzou football team is available at MUTigers.com. To receive the MU updates via email, please send a request to **Dave Matter** or **Josh Maxson**. Information on the Southeastern Conference is available through the league's web site at SECSports.com.

## QUICK FACTS

### GENERAL

Location ..... Columbia, Mo.  
 Founded ..... 1839  
 2024-25 Enrollment ..... 31,121  
 Nickname ..... Tigers  
 Colors ..... Black & Gold  
 Mascot ..... Truman the Tiger  
 Stadium ..... Memorial Stadium/Faurot Field (1926)  
 2025 Capacity / All-Time Record .... 57,321 / 336-199-19  
 Surface ..... Artificial (AstroTurf)  
 Affiliation ..... NCAA FBS  
 Conference ..... Southeastern  
 Chancellor ..... Dr. Mun Y. Choi  
 Director of Athletics ..... Laird Veatch  
 Faculty Athletic Rep ..... Pamela Bruzina  
 Official Website ..... MUTigers.com

### HISTORY

First Year of Football ..... 1890  
 Post NCAA action, overall record ..... 720-592-52  
 Pre NCAA action, overall record ..... 729-594-52  
 No. of Bowl Appearances (Record) ..... 37 (17-20)  
 Last Bowl Appearance ..... Dec. 30, 2024 (Music City)  
 Result ..... Defeated Iowa, 27-24

*Due to NCAA action, MU vacated five wins from the 2015 season (5-7 overall, 1-7 SEC) and four wins from the 2016 season (4-8 overall, 2-6 SEC).*

### TEAM INFORMATION

2024 Record ..... 10-3  
 SEC Record / Finish ..... 5-3 / T-4th  
 Offense / Defense ..... Multiple / Multiple  
 Starters Returning (13) ..... 4 (0) / 7 (0) / 2 (ST)  
 Starters Lost (13) ..... 7 (0) / 4 (0) / 2 (ST)

### COACHING STAFF

Head Coach ..... Eli Drinkwitz  
 Alma Mater ..... Arkansas Tech, '04  
 Record at MU / Year ..... 38-24/6th  
 Career Record / Year ..... 50-25/7th  
 Football Office Phone ..... (573) 882-2214  
 X ..... @CoachDrinkwitz  
 Best time to reach coach ..... Contact SID  
 Defensive Coordinator ..... Corey Batoon  
 Offensive Coordinator ..... Kirby Moore  
 Special Teams Coordinator ..... Erik Link  
 Assistant Head Coach / CB ..... Al Pogue  
 Assistant Coach / DT ..... David Blackwell  
 Assistant Coach / TE ..... Derham Cato  
 Assistant Coach / EDGE ..... Brian Early  
 Assistant Coach / QB ..... Sean Gleeson  
 Assistant Coach / OL ..... Brandon Jones  
 Assistant Coach / RB ..... Curtis Luper  
 Assistant Coach / LB ..... Derek Nicholson  
 Assistant Coach / WR / Rec. Coordinator .... Jacob Peeler  
 Assistant Coach / S ..... Jacob Yoro  
 Offensive Assistant / OL ..... Jack Abercrombie  
 Defensive Assistant / LB ..... Chris Ball  
 Offensive Assistant / Pass Game ..... Andrew Belluomini  
 Offensive Assistant / Pass Game ..... Brendan Boylan  
 Defensive Assistant / Run Game ..... Brian Hamilton  
 Defensive Assistant / EDGE ..... Brandon Lewis  
 Special Teams Assistant ..... Brock Olivo  
 Offensive Assistant / WR ..... Keyan Williams

AMONG THE ELITE

- Since the start of 2023, the Tigers are 27-6 (.818), tied for fourth-best nationally and second best in the SEC over that period.

WIN PERCENTAGE SINCE 2023  
(NATIONAL LEADERS)

NO.	TEAM	WIN %	RECORD
1.	Ohio State	.889	32-4
2.	Oregon	.886	31-4
3.	Georgia	.857	30-5
4.	Missouri	.818	27-6
	Memphis	.818	27-6
	Ole Miss	.818	27-6

- Over that same 33-game stretch, Mizzou's 27 wins are tied for seventh most in the country and third most in the SEC over that period, trailing only Georgia (30) and Texas (30) within the league.

TOTAL WINS SINCE 2023  
(NATIONAL LEADERS)

NO.	TEAM	W/L	WIN %
1.	Ohio State	32-4	.889
2.	Oregon	31-4	.886
3.	Georgia	30-5	.857
	Texas	30-7	.811
5.	Notre Dame	29-7	.806
6.	Michigan	28-7	.800
7.	Missouri	27-6	.818
	Memphis	27-6	.818
	Ole Miss	27-6	.818
	Alabama	27-7	.794
	SMU	27-8	.771

ANOTHER SOLD-OUT ZOU

- The sellout at Memorial Stadium vs. Alabama on Oct. 11 extended Mizzou's sellout streak to 18 games - tying the longest streak in program history (1974-78).

MISSOURI LONGEST HOME SELLOUT STREAKS

NO.	STARTED	ENDED	STREAK
1.	Nov. 23, 1974	Sept. 16, 1978	18 games
	Sept. 16, 2023	--	18 games
3.	Nov. 18, 1967	Sept. 11, 1971	17 games

- The Tigers sold out all seven games on their 2024 home schedule, marking the first time MU has accomplished a season sellout since 1979.
- Mizzou has sold out the first six games of its eight-game home slate for 2025.
- In addition to the first six, the Tigers' home game vs. Mississippi State on Nov. 15 has also sold out.
- If the game on Nov. 8 vs. #3 Texas A&M sells out, the streak will reach a program record 19 games before ultimately extending to 20 games against Mississippi State in the home finale on Nov. 15.
- It would also clinch the second-straight season sellout and just the third since 1979.
- The Tigers drew 438,347 spectators for their seven home games in 2024, which ranked as the No. 4 home attendance total and average in Memorial Stadium history.

MISSOURI SINGLE-SEASON HOME ATTENDANCE

NO.	SEASON	TOTAL	AVG.
1.	2012	472,333	67,478
2.	2014	456,996	65,285
3.	2013	444,532	63,505
4.	2024	438,347	62,821
5.	1981	432,511	61,787
6.	2023	421,184	60,169

FEROCIOUS ON FAUROT

- On Oct. 11 vs. then-ranked No. 8 Alabama, the Tigers saw their 15-game home winning streak come to an end with a three-point loss to the Crimson Tide.
- The streak dated back to a 34-12 victory over South Carolina on Oct. 21, 2023, and was the longest home winning streak in 82 years and tied for second-longest in program history.

MISSOURI LONGEST HOME WINNING STREAKS

NO.	STARTED	ENDED	STREAK
1.	Michigan St. (1938)	Nebraska (1943)	21
2.	South Car. (2023)	#8 Alabama (2025)	15
	Truman St. (1906)	Westminster (1908)	15
4.	Kansas (2006)	Buffalo (2008)	10

- The Tigers have won 20 of their last 22 home games overall, dating back to a Nov. 19, 2022, win over New Mexico St.
- MU has owned its home turf in recent years against non-conference competition, winning each of its last 23 non-SEC games on Faurot Field since an Oct. 21, 2017, win over Idaho.
- Missouri completed the 2024 season with a perfect 7-0 record on Faurot Field and notched its first 7-0 home finish ever, as well as its 15th perfect home slate on Faurot Field — and its first since 2010.
- Overall, the Tigers are 336-199-19 at Memorial Stadium.

MATCHING THEM UP

No. 15 MISSOURI (6-1, 2-1 SEC)

2025 TEAM STATISTICS	MIZ	OPP
Points/Game	39.0	16.7
First Downs	185	97
Rushing/Game	244.9	83.9
Passing/Game	241.7	159.1
Total Offense/Game	486.6	243.0
Fumbles-Lost	10-1	5-2
Pen./Yds per Game	32/47.0	39/40.0
Time of Possession	34:32	25:28

INDIVIDUAL LEADERS

RUSHING	Att	Net	Avg	TD	YPG
Hardy	139	840	6.0	11	120.0
Roberts	56	406	7.2	3	58.0

PASSING	C-A-I	Pct.	Yds	TD	YPG
Pribula	149-213-7	.700	1,617	11	231.0
Zollers	6-6-0	1.000	75	1	25.0

RECEIVING	Rec	Yds	Avg	TD	YPG
Coleman Jr.	44	449	10.2	1	64.1
Johnson	25	322	12.9	2	46.0

DEFENSE	U-A-TT	TFL	Sack	Int.	PBU
Trotter	24-20-44	8.0	1.0	0	0
Banner	11-16-27	0.0	0.0	1	0

No. 10 VANDERBILT (6-1, 2-1 SEC)

2025 TEAM STATISTICS	VAN	OPP
Points/Game	41.4	20.0
First Downs	167	121
Rushing/Game	213.0	92.1
Passing/Game	244.7	222.9
Total Offense/Game	457.7	315.0
Fumbles-Lost	4-2	8-6
Pen./Yds per Game	48/63.3	44/55.7
Time of Possession	31:45	28:15

INDIVIDUAL LEADERS

RUSHING	Att	Net	Avg	TD	YPG
Cobb	70	453	6.5	4	75.5
Arnold	83	247	3.0	6	41.2

PASSING	C-A-I	Pct.	Yds	TD	YPG
Arnold	106-165-0	.642	983	5	163.8
Knight	2-5-0	.400	20	0	20.0

RECEIVING	Rec	Yds	Avg	TD	YPG
Singleton Jr.	30	279	9.3	2	46.5
Coleman	24	305	12.7	2	50.8

DEFENSE	U-A-TT	TFL	Sack	Int.	PBU
Atkins	26-11-37	7.0	3.0	1	1
Woodyard Jr.	18-9-27	3.0	2.0	0	0

2025 NCAA TEAM RANKINGS

CATEGORY	MIZ	VAN
Total Offense	10	25
Rushing Offense	7	21
Passing Offense	58	55
Team Passing Efficiency	47	15
Scoring Offense	12	8
Total Defense	5	29
Rushing Defense	7	12
Passing Yards Allowed	13	71
Team Passing Efficiency Def.	21	95
Scoring Defense	16	33
Turnover Margin	90	32
3rd Down Conversion Pct	6	2
4th Down Conversion Pct	7	71
3rd Down Conversion Pct Def.	7	65
4th Down Conversion Pct Def.	130	79
Red Zone Offense	28	46
Red Zone Defense	71	102
Net Punting	73	12
Punt Returns	64	41
Kickoff Returns	68	10
First Downs Offense	3	18
First Downs Defense	8	33
Fewest Penalties Per Game	14	91
Time of Possession	4	27

## DRINK IT UP

- Head coach **Eli Drinkwitz** is 32-8 (.800) at home during his Mizzou tenure.
- The 32 home wins for Drinkwitz and the Tigers are tied for third most in the country since the start of 2020. Amongst SEC competition, the Tigers trail only Alabama (36) over that stretch.
- Additionally, Drinkwitz has led MU to 44 victories in 69 games at the helm. He passed **Al Onofrio** on the Tigers' all-time wins list and moved to sixth with the season-opening win over Central Arkansas. He then tied **Gwinn Henry** for the No. 5 spot on the chart with the win over Kansas and passed him for sole ownership of fifth after defeating Louisiana, 52-10, on Sept. 13.
- Under the leadership of Drinkwitz, Mizzou's 27 wins since the start of 2023 are tied for seventh most in the country and third most in the SEC over that stretch, trailing only Georgia (30) and Texas (30) within the league.
- The Tigers are 27-6 over that stretch (.818) - tied for fourth-best nationally and second best in the SEC over that period, trailing only Georgia (.857).

 MIZZOU HEAD COACHING WINS  
(CAREER)

NO.	COACH	YEARS	WINS
1.	Gary Pinkel	2001-15	118
2.	Don Faurot	1935-56	101
3.	Dan Devine	1958-70	93
4.	Warren Powers	1978-84	46
5.	<b>Eli Drinkwitz</b>	<b>2020-Pres.</b>	<b>44</b>
6.	Gwinn Henry	1923-31	40
7.	Al Onofrio	1971-77	38
8.	Larry Smith	1994-00	33
9.	Barry Odom	2016-19	25

 MIZZOU HEAD COACHES ON FAUROT FIELD  
(MIN. 4 SEASONS)

NO.	COACH	YEARS	W-L-T	PCT
1.	<b>Eli Drinkwitz</b>	<b>6</b>	<b>32-8</b>	<b>.800</b>
2.	Dan Devine	13	45-16-5	.720
3.	Gary Pinkel	15	66-28	.702
4.	Don Faurot	19	57-26-4	.678
5.	Gwinn Henry	6	14-6-3	.674
6.	Warren Powers	7	26-15-2	.628
7.	Barry Odom	4	14-10	.583
8.	Al Onofrio	7	22-17	.564

 MIZZOU HEAD COACHING WINS  
(THRU FIRST FIVE SEASONS)

NO.	COACH	YEARS	WINS
1.	<b>Eli Drinkwitz</b>	<b>2020-Pres.</b>	<b>38</b>
2.	Dan Devine	1958-62	37
3.	Warren Powers	1978-82	36
4.	Gary Pinkel	2001-05	29
5.	Al Onofrio	1971-75	28
6.	Gwinn Henry	1923-27	27
7.	Larry Smith	1994-98	26
	Don Faurot	1935-39	26

## IN THE RANKINGS

- Following Mizzou's 42-31 win over Kansas in week two, the Tigers entered the AP Poll top 25 rankings, checking in at No. 25 with 109 points.
- MU jumped up a spot to No. 15 (748 pts) following the double-OT victory and got a two-spot boost in the USA Today Coaches poll to No. 14 (778 pts.), marking the Tigers' second appearance in the top-15 of each respective poll.

## SOMETHING TO PROVE

- Over the past two seasons, Mizzou has claimed wins in four top-25 matchups, including three victories over ranked teams in 2023.
- Despite compiling a 21-5 record over the past two seasons, the Tigers were not ranked in either major preseason poll.
- The 2025 Tigers became just the fourth power-conference team over the past decade to be omitted from the Preseason AP Top 25 after posting consecutive 10+ win seasons.
- Mizzou became the first such SEC program to be omitted from the Preseason AP Top 25 since 1984 (Georgia).

## I AM THE CAPTAIN NOW

- Mizzou voted nine captains to lead the Tigers during the 2025 season. The group includes QB **Beau Pribula**, QB **Sam Horn**, OL **Connor Tollison**, OL **Cayden Green**, DE **Zion Young**, LB **Khalil Jacobs**, S **Daylan Carnell**, S **Jalen Catalan** and WR (ST) **Logan Muckey**.

## PRESEASON RECOGNITION

- The Tigers had names littered on numerous preseason watch lists this summer.
- A total of eight Tigers had their names listed on a total of a dozen national award watch lists:

**Ahmad Hardy**..... Maxwell, Doak Walker  
**Cayden Green** .....Outland,  
**Connor Tollison** ... Rimington, Comeback POY, AFCA Good Works, Wuerffel  
**Triston Newson**..... Butkus  
**Blake Craig** ..... Lou Groza  
**Kevin Coleman Jr.**..... Biletnikoff  
**Brett Norfleet**..... Mackey  
**Josiah Trotter**..... Lombardi

## PRESEASON ALL-AMERICAN

- Junior OL **Cayden Green** was a popular All-America pick this preseason, landing on a plethora of lists.

**Phil Steele** ..... First Team  
**Sports Illustrated** ..... First Team  
**Associated Press (AP)**..... Second Team  
**Walter Camp** ..... Second Team  
**Sporting News** ..... Second Team  
**Athlon Sports** ..... Third Team

## TIGERS DOMINANT IN NON-CONFERENCE

- With its 42-6 win over UMass, Mizzou extended its regular-season non-conference win streak to 14 games, dating back to Sept. 17, 2022.
- Mizzou has owned its home turf in recent years against non-conference competition, winning each of its last 23 non-SEC games on Faurot Field dating back to an October 21, 2017, victory over Idaho.
- Under head coach **Eli Drinkwitz**, the Tigers are 20-4 overall in non-conference action - including wins over No. 7 Ohio State (2023 Cotton Bowl) and Iowa (2024 Music City Bowl). In regular-season non-conference action, Missouri is 18-2 under Drinkwitz.

## UN-BEAU-LIEVABLE: NATIONAL HONORS

- Mizzou QB **Beau Pribula** broke out on the national stage with his performance in the 42-31 win over Kansas on Sept. 6 and was named the Maxwell Award's National Player of the Week, in addition to being named to the Davey O'Brien Award "Great Eight".
- The Penn State transfer completed 30-of-39 passes (76.9%) for 334 yards, 3 TD and 0 INT and finished with a passer rating of 174.25.
- Pribula led Mizzou back from three deficits in the game, including 15 points in the first half and two second-half deficits, on the way to an 11-point victory.
- Pribula was 10-of-12 passing on 3rd down for 119 yards with five first down conversions and went 4-for-5 on 4th down for 54 yards and two touchdowns.

## GIUDICE GARNERS NATIONAL ATTENTION

- In addition to earning SEC Offensive Lineman of the Week honors on Sept. 8, MU offensive lineman **Dominick Giudice** was named Outland Trophy National Player of the Week on Tuesday, Sept. 9, for his performance in the win over Kansas on Sept. 6.
- He helped pave the way for a pair of 100-yard rushers (**Jamal Roberts**, 143; **Ahmad Hardy**, 112) as the Tigers exploded for 261 yards on the ground. Overall, Mizzou amassed 595 yards of offense.
- Giudice was named to the *Pro Football Focus* National Team of the Week at left guard on Sept. 15 after helping RB **Ahmad Hardy** rush for a career-high 250 yards and three touchdowns vs. Louisiana.

## HARDY NAMED DOAK WALKER, WALTER CAMP POW

- RB **Ahmad Hardy** picked up multiple national honors after his 250-yard, 3-TD performance against Louisiana.
- Hardy was first named the *Pro Football Focus* Offensive Player of the Week on Sept. 14, then added Doak Walker Award Player of the Week and Walter Camp National Offensive Player of the Week to his name on Sept. 16.

## FOUR TIGERS EARN SEC HONORS FOLLOWING OPENER

- Following the 29-20 win over South Carolina in the SEC opener on Sept. 20, four Tigers took home weekly accolades from the Southeastern Conference:

**Ahmad Hardy**..... Offensive Player of the Week  
**Keagan Trost** ..... OL of the Week  
**Zion Young** ..... OL of the Week  
**Robert Meyer** ..... Freshman of the Week

## PFF WEEK 5 SEC TEAM OF THE WEEK PERFORMERS

- Following the 42-6 homecoming win over UMass on Sept. 27, RB **Ahmad Hardy** and WR **Kevin Coleman Jr.** landed on *Pro Football Focus'* Southeastern Conference Week 5 Team of the Week.
- Hardy ran the ball 24 times for 130 yards and matched a career high with three touchdowns to notch his seventh-consecutive 100-yard rushing game dating back to last season while at UL-Monroe.
- Coleman Jr. reeled in a career-best 12 receptions for 108 yards to log his seventh-career 100-yard receiving game and his second of the season.

## PUT 'EM ON NOTICE: MIDSEASON WATCH LIST ADDITIONS

- Last week, a pair of Tigers saw their names added to midseason watch lists for a pair of prestigious national awards.
- QB **Beau Pribula** was added to the midseason Maxwell Award Watch List, an award given to the nation's best all-around player.
- LB **Josiah Trotter** was added to the midseason Bednarik Award Watch List, an award given annually to the nation's top defensive player.
- Trotter was also added to the Lombardi Award midseason watch list on October 14.

**SIX-GAME HOMESTAND**

- Mizzou found itself with one of the most unique schedules in the country for 2025, opening the season with six-consecutive home games.
- The Tigers kicked off the season with a 61-6 win over Central Arkansas and followed it up with wins over Kansas [42-31] and Louisiana [52-10].
- Mizzou opened SEC play with a 29-20 win over South Carolina to stay unbeaten before earning a 42-6 homecoming win over UMass to improve to 5-0.
- MU finished the homestand by suffering its first home defeat since October 7, 2023, dropping a three-point game to No. 8 Alabama and seeing the nation's second-longest home winning streak (15 games) come to a close.
- All in all, Mizzou will play eight home games during the 2025 season - the most home games in program history.

**TOP 10 ROAD WINS**

- Mizzou is seeking its first road win against an AP Top-10 opponent since knocking off No. 7 Georgia on Oct. 12, 2013, and its 12th such win all-time.
- MU's first top-10 victory away from home came in 1961 when the Tigers took down 10th ranked Kansas, 10-7.

**ROAD WINS VS. AP TOP 10**

OPP [RANK]	DATE	SCORE
Kansas [10]	11/25/61	10-7
Arkansas [8]	9/28/63	7-6
Notre Dame [8]	10/21/72	30-26
Nebraska [5]	10/12/74	21-10
USC [8]	9/11/76	46-25
Ohio State [2]	9/25/76	22-21
Nebraska [3]	10/23/76	34-24
Notre Dame [5]	9/9/78	3-0
Nebraska [2]	11/18/78	35-31
Mississippi State [9]	10/3/81	14-3
Georgia [7]	10/12/13	41-26

**HIGH-POWERED OFFENSE**

- Mizzou totaled 560 yards of offense in its 61-6 season-opening win over Central Arkansas, which was the most since September 18, 2021, when the Tigers racked up 675 yards against Southeast Missouri State.
- Missouri is 46-13 all-time and 15-1 in the Drinkwitz era when recording over 500 yards of offense.
- Mizzou's 61 points scored marked the fifth time in the last nine season openers topping the 50-point plateau and were the most in a home opener since scoring 72 points against Missouri State on Sept. 2, 2017.
- In their week two win over Kansas, the Tigers outdid their week-one output, exploding for 595 total yards before again topping their total again with 606 total yards against Louisiana in game three.
- It marked the fourth time MU has reached 600+ yards of total offense under Drinkwitz as the Tigers improved to 14-4 all-time when doing so.
- The Tigers' have upped their scoring margin to +156 (+22.3 PPG) through its first seven games, giving the Tigers their largest differential since 1908 when MU was +157 (+22.4 PPG) through seven matchups.
- Missouri ranks 10th nationally and fourth in the SEC in total offense with 486.6 yards per game and ranks 12th nationally (3rd SEC) in scoring, averaging 39.0 points per game.
- In addition, Mizzou leads the SEC and is seventh nationally in rushing at 244.9 YPG. The passing offense ranks No. 58 nationally (241.7 YPG).

**WARNING: EXPLOSIVE**

- Mizzou boasts one of the most dynamic offenses in the nation, ranking fifth nationally in total defense (243.0 YPG) while ranking 10th in total offense (486.6 YPG).
- A key to that success so far has been explosive plays – 10-plus yards on rushes and 15-plus yards on passes – with the Tigers totaling 90 explosive plays in seven games (12.9 per game).
- MU has 54 explosive rushes on the season and another 36 explosive passes.
- The Tigers have 12 pass plays of 25 yards or more with a long of 50 yards while the rushing attack boasts 16 rushes of 20 yards or more, including a 63-yard touchdown by **Jamal Roberts** and a 71-yard scoring scamper from **Ahmad Hardy**.
- Hardy is third nationally among running backs with 23 carries of 10-plus yards this season.

**THIRD-DOWN SUCCESS**

- Mizzou ranks sixth nationally and third in the SEC in 3rd-down conversion percentage, converting at a .535 clip.
- The Tigers have picked up a total of 185 first downs on the season to rank third nationally, averaging 26.4 first downs per game. Mizzou trails Tennessee (188) by three for the national lead.
- On the flip side, MU has the No. 7 third-down defense in the country, holding opponents to a .275 conversion rate.
- Mizzou has limited opponents to just 97 first downs on the season - an average of 13.8 per contest, the eighth-fewest in the nation.

**OWN THE BALL**

- The Tigers have owned the ball and controlled the time of possession game through the first half of the season.
- Mizzou ranks fourth nationally and leads the SEC in time of possession (34:32). Army is the national leader (36:17).
- The Tigers have won the TOP margin in six of seven games this season and have twice owned the ball for 40-plus minutes.
- Mizzou controlled the clock for a season-high 42:51 in a 52-10 win over Louisiana.
- The Tigers lost the TOP battle for the first time all season in their three-point loss to the eighth-ranked Crimson Tide, maintaining possession for a season-low 21:27.
- The Tigers are 6-0 this season when winning the time of possession battle.
- In the Drinkwitz era, Mizzou is 33-7 overall when winning the time of possession battle.

**OFFENSIVE PUNCH**

- MU owns the nation's No. 12 scoring offense and is averaging 39.0 points per game offensively, outscoring opponents by a margin of 22.3 points per game.

**LOPSIDED YARDAGE**

- Mizzou is one of three teams in the country to rank inside the top 10 in both total defense (No. 5, 243.0 YPG) and total offense (No. 10, 486.6 YPG), along with Oregon (No. 6 / No. 6) and Indiana (No. 7 / No. 7)
- The Tigers are outgaining their opponents by an average of 243.6 yards per game - the third-best ratio in FBS.
- In comparison, No. 6 Oregon, who ranks sixth in both total offense and total defense, is outgaining its opponents by 259.5 yards per game.
- No. 2 Indiana, who ranks seventh in both total offense and total defense, is outgaining its opponents by 248.6 yards per game.
- This week's opponent, No. 10 Vanderbilt, ranks among the national leaders in this statistic as well, with a +142.7 ratio.

**NATIONAL LEADERS: TOTAL YARDAGE RATIO**

(TOTAL OFFENSIVE YARDS TO TOTAL DEFENSIVE YARDS ALLOWED)

NO.	TEAM	TOTAL OFF.	TOTAL DEF.	RATIO
1.	Oregon	505.1 <sup>#6</sup>	245.6 <sup>#6</sup>	+259.5
2.	Indiana	497.3 <sup>#7</sup>	248.7 <sup>#7</sup>	+248.6
3.	<b>Missouri</b>	<b>486.6<sup>#10</sup></b>	<b>243.0<sup>#5</sup></b>	<b>+243.6</b>
4.	Texas Tech	517.9 <sup>#3</sup>	276.4 <sup>#11</sup>	+241.5
5.	Toledo	456.1 <sup>#28</sup>	224.1 <sup>#3</sup>	+232.0
6.	Ohio St.	431.4 <sup>#36</sup>	216.9 <sup>#2</sup>	+214.5
7.	Florida St.	523.3 <sup>#2</sup>	327.3 <sup>#35</sup>	+196.0
8.	JMU	432.3 <sup>#35</sup>	237.0 <sup>#4</sup>	+195.3
9.	Oklahoma	379.0 <sup>#73</sup>	213.0 <sup>#1</sup>	+166.0
10.	USC	530.0 <sup>#1</sup>	365.0 <sup>#70</sup>	+165.0
11.	Utah	461.1 <sup>#22</sup>	306.1 <sup>#23</sup>	+155.0
12.	UCF	445.1 <sup>#30</sup>	292.1 <sup>#18</sup>	+153.0
13.	BYU	436.7 <sup>#34</sup>	293.0 <sup>#28</sup>	+143.7
14.	<b>Vanderbilt</b>	<b>457.7<sup>#25</sup></b>	<b>315.0<sup>#25</sup></b>	<b>+142.7</b>
15.	Nebraska	416.1 <sup>#50</sup>	279.3 <sup>#13</sup>	+136.8
16.	Texas A&M	464.0 <sup>#17</sup>	327.7 <sup>#37</sup>	+136.3
17.	Ole Miss	491.9 <sup>#8</sup>	362.3 <sup>#68</sup>	+129.6
18.	Boise St.	478.6 <sup>#12</sup>	349.9 <sup>#51</sup>	+128.7

**RUN THE BALL, STOP THE RUN**

- Along with a lopsided yardage ratio, Mizzou owns the second best rushing touchdowns to rushing touchdowns allowed ratios in the country.
- This week's matchup will feature the two best teams in the nation in this department as the Commodores lead the way with Mizzou right on their tail.

**NATIONAL LEADERS: RUSH TD SCORED/ALLOWED RATIO**

(RUSHING TD SCORED TO RUSHING TD ALLOWED)

NO.	TEAM	TD SCORED	TD ALLOW.	RATIO
1.	Vanderbilt	22	3	+19
2.	<b>Missouri</b>	<b>22</b>	<b>4</b>	<b>+18</b>
3.	JMU	19	2	+17
4.	Memphis	23	8	+15
5.	Florida St.	22	7	+15

PUT ON YOUR HARD-Y HAT

- 2024 Freshman All-America transfer RB **Ahmad Hardy** gave fans a glimpse of his talent in Mizzou's 61-6 season-opening win over Central Arkansas on August 28.
- He carried the rock 10 times for 100 yards and a touchdown to mark the seventh time eclipsing 100 yards on the ground in his last eight games dating back to last season at UL-Monroe.
- In the win over Kansas he carried the rock 25 times for 112 yards and a score.
- According to *Pro Football Focus*, Hardy forced 12 missed tackles vs. KU - more than any back in the country.
- Against Louisiana, the powerful sophomore went off for a career-high 250 yards and rushed for three touchdowns on 22 carries. His 250 yards were the seventh most all-time by a Tiger in a single game.
- Of his 250 yards, 167 of them came after contact as he forced another dozen missed tackles, leading the country in both categories for the week and grading out at 91.4 for the week by *Pro Football Focus*. In addition, Hardy had nine rushes of 10+ yards against the Ragin' Cajuns to lead the nation in that department.
- In his first SEC action, Hardy toted the rock another 22 times for 138 yards and a score against South Carolina.
- Hardy went over the 100-yard mark for the fifth game in a row to begin the season with a 24 carry, 130-yard effort in the homecoming win over UMass - rushing for three touchdowns for the second time of his career.
- He ranks third in the entire country with 840 rushing yards and second with 11 rushing touchdowns, leading the SEC in both departments.
- Hardy has hit paydirt at least once in six out of seven games and has scored multiple touchdowns thrice.
- Including the first five games of this season, Hardy has rushed for 100+ yards in 11 out of his last 14 games dating back to last season while playing at UL-Monroe.
- The Oma, Mississippi, native ran for 1,351 yards (5.9 avg.) and 13 TD in his freshman year at UL-Monroe, earning Sun Belt Fresh. of the Year honors before bringing his talents to Columbia.

HARDY: 0-STAR RECRUIT TO MIDSEASON ALL-AMERICAN

- From the small town of Oma, Mississippi, Hardy was not highly-recruited - even after putting up 2,442 yards as a senior and leading the entire state in rushing, also playing linebacker on the other side of the ball.
- Hardy was ranked outside the top 150 running backs in the country and received just one DI offer, UL-Monroe.
- After turning heads with his Freshman All-America and Sun Belt Freshman of the Year campaign in 2024, Hardy entered the portal as a 4-star recruit and the No. 6 running back before choosing Mizzou over Ole Miss and others.
- If he hadn't already, Hardy officially entered the national spotlight after being named a Midseason All-American by *Sporting News*, *CBS Sports* and *The Athletic*, respectively.
- Hardy was also named KIA Player of the Month on Oct. 14.

HARD-Y TO HANDLE

- Sophomore RB **Ahmad Hardy** is proving to be one of the nation's best running backs early in the 2025 season and a big part of that his ability to gain yards after contact.
- He is third nationally in rushing, averaging 120.0 yards per game and is *Pro Football Focus'* No. 6 graded back (88.9), but his ability to absorb contact and keep going has separated him from the rest.
- According to PFF, Hardy's 670 yards after contact are the most in the nation and account for 79.8 percent of his 840 total rushing yards this season.

NATIONAL YAC LEADERS  
(YARDS AFTER CONTACT, PER *PRO FOOTBALL FOCUS*)

NO.	PLAYER	YAC	% OF TOTAL
1.	A. Hardy (MIZZOU)	670	79.8%
2.	C. Cook (JVILLE STATE)	649	68.4%
3.	Robert Henry Jr. (UTSA)	574	65.7%
4.	LJ Martin (BYU)	540	69.9%
5.	H. Smothers (NC STATE)	500	67.7%

WRAP UP!

- Missouri's five running backs who have a carry this season have forced 90 missed tackles on 239 carries.
- **Ahmad Hardy** ranks second nationally in missed tackles forced according to PFF with 54, trailing only Cam Cook (60; Jacksonville State).
- PFF also features a signature stat, called the elusive rating, that measures the success and impact of a runner with the ball independently of blocking. Hardy boasts an elusive rating of 186.1, which leads the nation by a large margin (min. 85 rush attempts).

MISSED TACKLES FORCED  
(MIZZOU RUNNING BACKS)

NO.	PLAYER	MISSED TACK. FORCED	RUSHES
1.	Ahmad Hardy	54	139
2.	Jamal Roberts	18	56
3.	Marquise Davis	15	34
4.	Brendon Haygood	2	4
5.	Tavorus Jones	1	6
Total:		90	239

DYNAMIC DUO

- Mizzou running backs **Ahmad Hardy** and **Jamal Roberts** have been one of the nation's most dynamic rushing duos through the season's first seven games.
- While Hardy ranks third nationally and leads the Southeastern Conference with 840 rushing yards (6.0 YPC), Roberts has added 406 yards on 56 carries (7.2 YPC) to rank 11th in the SEC himself.
- The rushing duo of Hardy and Roberts ranks fourth nationally and second among RB duos behind only Notre Dame's Jeremiah Love and Jadarian Price.
- Hardy and Roberts trail Price and Love by just 21 yards.

TOP RUSHING DUOS NATIONALLY  
(TOTAL RUSHING YARDS, \* = QB)

NO.	PLAYER	YARDS	AVG.
1.	Cook/*Creel (JVILLE STATE)	1,387	6.0
2.	Love/Price (NOTRE DAME)	1,267	6.3
3.	Washington Jr./*Green (ARKANSAS)	1,260	7.0
4.	Hardy/Roberts (MIZZOU)	1,246	6.4
5.	Henry Jr./Henderson III (UTSA)	1,207	7.8
6.	Haynes/Marshall (MICHIGAN)	1,139	6.4
7.	Martin/*Bachmeir (BYU)	1,133	5.4
8.	*Szarka/Allen (AIR FORCE)	1,097	6.1
9.	Bangura/*Navarro (OHIO)	1,069	5.5
10.	*Riley/Gaines (BOISE STATE)	1,068	6.6

GETTING RICH WITH PAYDIRT

- Through the season's first seven games, the Tigers have rushed for 22 touchdowns - the second-most in program history through the season's first seven games.
- Mizzou's 22 rushing touchdowns are just one shy of the national leaders (Memphis, North Texas, Texas St., Air Force) who all have rushed for 23 scores.

MOST RUSHING TOUCHDOWNS SINCE 2000  
(THROUGH FIRST SEVEN / EIGHT GAMES)

NO.	SEASON	TDs	AFTER 8 GMS
1.	2017	23	25
2.	2025	22	-
	2013	22	23

- The Tigers have rushed for at least one touchdown in every game this season and have rushed for multiple scores in every game but one (Alabama).

2025 GAME-BY-GAME RUSHING TOUCHDOWNS  
(ALL GAMES)

GAME	OPPONENT	TDs
1	Central Arkansas	4
2	Kansas	2
3	Louisiana	5
4	South Carolina	2
5	UMass	5
6	Alabama	1
7	Auburn	3

## WELCOME TO THE BEAU SHOW

- In his Missouri debut, QB **Beau Pribula** went 23-of-28 passing with 346 total yards of offense and four total TD.
- Pribula recorded the highest completion percentage by a Mizzou quarterback in their debut (23-28, 82%), topping **Brady Cook**'s debut in 2021 against Army (27-34, 79%).
- Pribula became the first Missouri QB to throw for two touchdowns and run for two touchdowns in the same game since **Drew Lock** against Arkansas in 2018.
- Pribula became the sixth quarterback to throw for at least 200 yards and a pair of touchdowns in his Mizzou debut. His 283 yards rank sixth all-time in Mizzou quarterback debuts.
- Pribula's two rushing touchdowns were the most by a quarterback in their Mizzou debut since **Warren Seitz** in 1984 against Illinois (Sept. 8). The York, Pennsylvania native totaled 65 rushing yards on ten attempts.
- Pribula became the 10th Missouri QB since 1958 (Start of Big 8) and first since **James Franklin** at Baylor in 2011 with at least 283 yards passing and 65 yards rushing.
- Pribula ran in a 31-yard touchdown in the second quarter, marking the longest touchdown run by a Missouri quarterback since **Blaine Gabbert** in 2010 (32 against Kansas State.)
- On his first pass attempt as a Tiger, Pribula found a wide open **Marquis Johnson** on a deep post for a 49-yard touchdown for Missouri's first points of the season. The touchdown strike came on just the fourth play of the season for the Tigers.
- Pribula sparked the Tigers to 61 points and 560 yards of total offense, 346 yards of which he accounted for.

## COOL UNDER PRESSURE

- In the win over Kansas, QB **Beau Pribula** completed/converted (1st down or TD) four 4th down passes as the Tigers went 4-for-5 (80%) overall on 4th down and Pribula set a program record.
- On 3rd and 4th down vs. Kansas, Pribula went 14-of-17 for 179 yards and three touchdowns.
- On the season, Pribula is 39-of-62 for 418 yards, six touchdowns and 29 first downs (46.7%).

MOST 4TH DOWN PASS CONVERSIONS IN A SEASON  
(LAST 30 YEARS)

NO.	PLAYER	YEAR	COMP.
1.	Connor Bazelak	2020	6
2.	<b>Beau Pribula</b>	<b>2025</b>	<b>[4 vs. KU] 5</b>
	Brady Cook	2022	5
	Drew Lock	2018	5
	Brad Smith	2002	5
6.	James Franklin	2011	4
	Blaine Gabbert	2009	4
	Chase Daniel	2007	4

MOST 4TH-DOWN TD PASSES IN A SEASON  
(LAST 30 YEARS)

NO.	PLAYER	YEAR	COMP.
1.	James Franklin	2011	3
	Chase Daniel	2007	3
3.	<b>Beau Pribula</b>	<b>2025</b>	<b>[all vs. KU] 2</b>

## PASSING WITH PRECISION

- Through the first seven weeks of the season, Mizzou QB **Beau Pribula** is No. 15 in all of FBS and No. 4 in the SEC in completion percentage (.700).

## BEAU KNOWS BORDER WAR

- With his 30-for-39, 334-yard passing performance with three touchdowns against the Jayhawks, QB **Beau Pribula** put together one of the best days for a Mizzou signal caller in Border War history on Sept. 6.
- Pribula's 334 passing yards marked the most by a Tiger against Kansas since **Chase Daniel** threw for 361 yards in 2007 as No. 3 Mizzou took down No. 2 Kansas at Arrowhead Stadium.

## GET YOURSELF A COLEMAN

- WR **Kevin Coleman Jr.**, a first-year transfer by way of Mississippi State, returns to his home state after being named a Third Team All-SEC selection for the Bulldogs in 2024.
- A native of St. Louis, Coleman Jr. hauled in 74 receptions for six touchdowns and came up just shy of a 1,000-yard season (932 yards) to rank fifth in the SEC - leading the Bulldogs in all three receiving categories a year ago.
- Coleman Jr. registered four 100-yard games in 2024 and went over 50 yards on 11 occasions.
- In his Missouri debut, Coleman Jr. led the team with six receptions, totaling 48 yards to go along with a big 44-yard punt return - marking Mizzou's longest since **Luther Burden III**'s 78-yard return against Albilene Christian (Sept. 17, 2022).
- K.C. had his coming out party in the 42-31 win over Kansas, hauling in a career-high 10 receptions for 126 yards and a pair of touchdowns.
- It marked the sixth 100-yard outing of Coleman's career and marked the best performance by a Tiger pass catcher vs. the Jayhawks since Justin Gage hauled in 11 balls for 148 yards in 2001.
- He added eight catches and 84 yards in the win over Louisiana on Sept. 13.
- Coleman set a career high in receptions (12) once again in the homecoming win over UMass, totaling 108 receiving yards to notch his seventh-career 100-yard performance.
- On the season, Coleman Jr. has logged six-plus catches in four of the season's first seven contests.
- Coleman Jr. leads the team with 44 receptions and 449 receiving yards (64.1 YPG).

## SAY IT WITH ME NOW, "UH-LOO-BIH-DAY"

- True freshman WR **Donovan Olugbode** gave fans a glimpse of his talent in his collegiate debut vs. Central Arkansas on August 28.
- A former consensus four-star recruit, top-100 player nationally and No. 20 WR by ESPN, Olugbode sticks out with a physical 6-2, 212-pound frame as a freshman.
- In his first action as a Tiger, Olugbode reeled in four catches for 37 yards, tying for third on the team in receptions.
- In the win over Kansas, Olugbode came down with one of the biggest catches of the game when he hauled in a one-handed catch over a KU defensive back for a first down on a crucial 4th and 10 late in the first half, leading to a field goal that cut the deficit to 21-18 at the time.
- The freshman showed up in the matchup with No. 8 Alabama, leading the Tigers with three receptions for a career-high 55 yards and his first collegiate touchdown.
- He led the Tigers in receiving for a second-straight game in the road win at Auburn - the first road game of his career - hauling in five passes for 69 yards.

## IN THE GREEN

- Preseason consensus All-American OL **Cayden Green** looked the part in the 42-31 win over Kansas on Sept. 6.
- Making his second start at left tackle, Green played 47 pass-block snaps without allowing a single pressure. *Pro Football Focus* graded him out at 90.9 for the week.
- In his third-career start at LT against Louisiana in week three, he was the top-ranked tackle in the country, rating out at 92.0 by *Pro Football Focus*.
- Green is currently graded as the No. 16 tackle in the country according to PFF with a grade of 78.5.

## IN KEAGEN WE TROST

- At the other end of the offensive line, right tackle **Keagen Trost** is currently the nation's second-ranked offensive lineman by PFF with a grade of 87.3.
- Beyond that, Trost is the fourth-ranked run blocker in the country according to PFF, earning a grade of 85.0.
- Trost was the second-highest graded offensive tackle nationally in the win over Louisiana at 89.6.
- In the SEC opener against South Carolina, Trost earned PFF's No. 4 grade among all O-linemen at 86.6.

## GET ON YOUR FEET FOR NORFLEET

- TE **Brett Norfleet** found the endzone with a one-yard reception from QB **Beau Pribula** at the end of the first half in Mizzou's 61-6 win over Central Arkansas in the season opener on August 28.
- The big tight end broke out for a career day in Mizzou's 42-31 win over Kansas, registering career bests in receptions (7) and receiving yards (76) while hauling in a pair of touchdowns for the second time of his career.
- In the homecoming win over UMass, Norfleet hauled in six receptions for 52 yards and his fourth touchdown of the campaign.
- He leads the Tigers with five receiving touchdowns on the year while his 25 receptions trail only WR **Kevin Coleman Jr.** (44).
- His 221 receiving yards are third most on the team while he's caught at least one pass in every game this season.
- Additionally, Norfleet's five receiving touchdowns are tied for the most in the country by a tight end this season with Texas Tech's Terrance Carter Jr.
- With his TD against UMass, he passed Michael Egnew for seventh all-time for most TDs by an MU tight end (9).
- Norfleet propelled himself into the top five with a 26-yard scoring reception from Pribula on the Tigers' opening drive against the Crimson Tide.
- He is now tied for fifth all-time in touchdowns among Mizzou tight ends with Andy Gibler and Kellen Winslow at 10.
- Norfleet also tied former Tiger tight ends Albert Okwuegbunam and Dwayne Blakley for most touchdowns by a tight end through the first six games of a season (5).

## CAREER DAY FOR 'QUIS

- In Mizzou's season-opening win over Central Arkansas, WR **Marquis Johnson** went off for a career night.
- Johnson hauled in a 49-yard touchdown from Pribula on a deep post on Mizzou's first passing play (fourth play overall) of the season to put the Tigers on the board early.
- The speedy receiver led the Tigers with a career-high 134 receiving yards and a touchdown on five receptions - second to only fellow WR **Kevin Coleman Jr.** who reeled in six catches for 48 yards.
- In the win over South Carolina, his seven receptions matched a career-best mark, totaling 80 yards in the conference opener for his second-best output of the year.
- On the season, Johnson is second on the squad with 322 receiving yards and is tied for second with 25 receptions.

STRONG ON THE MARGINS

- The Tigers have been a strong second-half team this season, ranking among the national leaders in both second-half scoring margin and fourth-quarter scoring margin.
- Mizzou carries a +9.7 second-half scoring margin, tied for eighth nationally. In the fourth quarter, the Tigers have a +6.0 scoring margin to rank fifth nationally.
- MU is one of nine teams nationally to allow four or fewer second-half touchdowns.

SECOND-HALF SCORING MARGIN

(NATIONAL LEADERS)

NO.	TEAM	POINTS/ALLOWED	MARGIN
1.	Indiana	19.5-4.7	+14.8
2.	Memphis	18.0-4.5	+13.5
3.	JMU	18.0-5.3	+12.7
4.	Notre Dame	18.3-6.3	+12.0
5.	Ohio State	16.7-4.8	+11.9
6.	Vanderbilt	19.5-8.8	+10.7
7.	USF	22.0-11.5	+10.5
8.	Missouri	15.7-6.0	+9.7
	Georgia	17.2-7.5	+9.7

FOURTH-QUARTER SCORING MARGIN

(NATIONAL LEADERS)

NO.	TEAM	POINTS/ALLOWED	MARGIN
1.	Memphis	10.8-2.3	+8.5
2.	Washington	11.0-3.3	+7.7
3.	Ohio State	9.8-2.2	+7.6
4.	Louisville	11.0-4.4	+6.6
5.	Missouri	8.8-2.8	+6.0

DEATH ROW DEFENSE

- Entering the Auburn matchup, Mizzou ranks fifth nationally in total defense (243.0 YPG).
- MU owns the country's No. 7 rushing defense (83.9 YPG) and No. 13 pass defense (159.1 YPG).
- After holding Louisiana to just four passing yards in week three, the Tigers then held South Carolina to minus-9 rushing yards in week four and limited UMass to just 124 total yards in week five.
- Louisiana's four passing yards were the fewest by a Tiger opponent since Oklahoma recorded zero in 1976.
- The minus-9 rushing yards for the Gamecocks were the sixth-fewest allowed in program history, the best since minus-14 vs. Colorado in 2009 and the fewest against an SEC opponent since joining the SEC.
- In addition, Mizzou ranks seventh nationally in third-down conversion defense (.275) and eighth in first down defense (.97).
- The Tigers rank 16th nationally in scoring defense, allowing just 16.7 points per game.

NO FLY ZONE

- Along with boasting the nation's second-ranked rushing defense, Mizzou currently ranks 13th nationally in passing defense, allowing just 159.1 yards per game through the air.
- In addition, the Tigers rank 16th nationally in scoring defense, allowing just 16.7 points per game.
- MU has also allowed the eighth-fewest first downs in the country (97) while picking up the third-most offensively (185).

SUFFOCATING RUN DEFENSE

- The Tigers are currently allowing a stingy 83.9 yards per game on the ground - the seventh fewest in the country.
- Mizzou has limited opponents to 31 yards or fewer on the ground three times this season (Kansas, 31; South Caolina, -9; UMass, 19).
- In total, the Tigers have given up just 587 rushing yards - the second fewest in program history through the season's first seven games (1961; 535 yards).
- On the other side of the ball, the Tigers have the No. 7 rushing attack in the nation, averaging 244.9 yards per game on the ground.
- Missouri is out-rushing its opponents by an average of 161.0 yards.

HISTORICAL RUN DEFENSE

- Entering the Vanderbilt matchup, Mizzou has allowed just 587 yards on the ground (83.9 YPG) - good for No. 7 in the country.
- The 587 yards is just 52 yards more than the program record though seven games in 1961.

FEWEST RUSHING YARDS ALLOWED

(THROUGH FIRST SEVEN GAMES)

NO.	SEASON	YARDS ALLOWED	AVG.
1.	1961	535	76.4
2.	2025	587	83.9
3.	2006	616	88.0
	1980	616	88.0
5.	1960	647	92.4
6.	1962	650	92.9

- The Tigers have a chance to set the best mark ever through the season's first eight games.

FEWEST RUSHING YARDS ALLOWED

(THROUGH FIRST EIGHT GAMES)

NO.	SEASON	YARDS ALLOWED	AVG.
1.	1961	591	73.9
2.	1967	630	78.8
3.	1962	741	92.6
4.	1983	749	93.6
5.	1960	778	97.3

TROTTER LEADS TIGER DEFENSE

- R-So. LB **Josiah Trotter** transferred to Mizzou by way of West Virginia after earning 2024 Freshman All-America honors, totaling 92 tackles, 4.0 TFL, 0.5 sack, one INT, two PBUs and five QB pressures
- The son of 11-year NFL veteran, four-time Pro Bowler and Eagles Hall of Fame inductee, Jeremiah Trotter Sr., Trotter led the Tigers with eight tackles in his Missouri debut, adding a TFL.
- He again led the team with 11 tackles in the conference opener against South Carolina, just one shy of a career best. The Philadelphia, Pa., native also caused disruption in the backfield with a pair of quarterback hurries and a TFL.
- He added five more tackles and a pair of TFLs in the win over Kansas, and added a pair of TFLs in the win over Louisiana on Sept. 13.
- Trotter totaled eight stops (three solo) with a pair of quarterback hurries, leading the Tiger defense once again in the three-point loss to Alabama.
- He once again led the Mizzou defense in the win at Auburn, coming up with eight stops (seven solo), his first sack as a Tiger, 2.0 TFL and a quarterback hurry.
- Trotter leads the Tigers with 44 total tackles and ranks second on the team with 8.0 TFL through the first seven games.

WILSON II GETS TO THE QUARTERBACK

- A junior DE transfer and two-year letterwinner at Georgia, **Damon Wilson II** announced his presence in his Tiger debut.
- After totaling 26 tackles, 6.0 TFL, 3.5 sacks, two caused fumbles, two fumble recoveries and four QB pressures in 26 career games at Georgia, Wilson II racked up a pair of sacks in his Missouri debut.
- He recorded his third sack of the season in Mizzou's 52-10 win over Louisiana on Sept. 13, then picked up 0.5 sacks against South Carolina on Sept. 20 to match his career-high 3.5 sacks in a season and build on his team lead in the category.
- He added a tackle and forced three quarterback hurries in the homecoming win over UMass.
- Wilson II got to the quarterback twice more in MU's three-point loss to Alabama, running his team-leading sack total to 5.5 - good for 15th nationally and third in the SEC.
- He also recovered a fumble and hurried the quarterback twice against the Crimson Tide.
- On the season, Wilson II has pressured the quarterback 27 times, according to *Pro Football Focus*, ranking 17th in the country in that category.
- He ranks fifth in the SEC and 23rd nationally among EDGE rushers with 17 QB hurries, according to PFF.

YOU KNOW WHAT TIME IT IS

- EDGE rusher **Zion Young** forms a formidable duo, lining up on the opposite side of **Damon Wilson II** to give Mizzou a pair of elite EDGE rushers.
- Young ranks 23rd nationally with 5.0 sacks to give the duo of Tiger EDGE rushers 10.5 on the season.
- Young leads the Tigers with 9.5 TFL, ranking 11th nationally in that statistic.
- According to PFF, Young ranks 10th nationally in QB hits (7) and 13th in total pressures (28).
- In the win at Auburn, Young notched a pair of sacks, 2.5 TFL and five total tackles (three solo), including a sack in overtime to help seal the double-OT victory.
- He was named SEC Defensive Lineman of the Week on Oct. 20 for his performance.

CRUSHING THE QUARTERBACK

- The Tiger pass rush has sacked the quarterback five times in two of its first three SEC games this season.
- This marks the fifth season since joining the Southeastern Conference that Mizzou has logged multiple league games with 5-plus sacks.

SEASONS WITH MULTIPLE 5+ SACK GAMES

(SEC GAMES, SINCE JOINING CONFERENCE)

SEASON	OPPONENT	SACKS
2013	Vanderbilt	7
	Florida	6
	Kentucky	7
2014	Florida	6
	Tennessee	6
2022	Kentucky	5
	Arkansas	7
2023	South Carolina	6
	Arkansas	5
2025	South Carolina	5
	Auburn	5

## 2025 MIZZOU DRIVE CHART

LONGEST DRIVES BY YARDS  
(MIN. 75 YARDS)

OPP.	QTR.	PLAYS	YARDS	TIME	RESULT
UCA	2Q	15	99	3:30	TD
USC	1Q	9	99	4:38	TD
UCA	3Q	7	99	3:09	TD
UMASS	2Q	14	89	7:31	TD
UCA	3Q	7	85	3:27	TD
KU	2Q	4	84	0:28	FG
BAMA	1Q	6	78	2:43	TD
KU	1Q	15	75	7:03	TD
KU	3Q	12	75	5:24	TD
USC	3Q	10	75	5:46	TD
KU	4Q	10	75	4:37	TD
UL	3Q	10	75	4:58	TD
BAMA	4Q	7	75	1:37	TD
USC	3Q	6	75	2:53	TD
UL	2Q	2	75	0:34	TD

LONGEST DRIVES BY PLAYS  
(MIN. 10 PLAYS)

OPP.	QTR.	PLAYS	YARDS	TIME	RESULT
UL	3Q	17	73	10:43	TD
KU	2Q	17	63	8:40	FG
UCA	2Q	15	99	3:30	TD
KU	1Q	15	75	7:03	TD
UMASS	2Q	14	89	7:31	TD
UL	2Q	14	71	3:27	FG
UCA	1Q	14	35	6:05	FG
KU	3Q	12	75	5:24	TD
USC	2Q	11	71	2:14	FG
USC	2Q	11	60	5:32	FG
USC	3Q	10	75	5:46	TD
UL	3Q	10	75	4:58	TD
KU	4Q	10	75	4:37	TD
UL	1Q	10	73	5:17	TD
BAMA	2Q	10	57	3:32	FG
USC	4Q	10	57	3:29	FG
UCA	1Q	10	50	4:29	FG
AU	1Q	10	24	5:05	FG

LONGEST DRIVES BY TIME  
(MIN. 5:00)

OPP.	QTR.	PLAYS	YARDS	TIME	RESULT
UL	3Q	17	73	10:43	TD
KU	2Q	17	63	8:40	FG
UMASS	2Q	14	89	7:31	TD
KU	1Q	15	75	7:03	TD
UCA	1Q	14	35	6:05	FG
USC	3Q	10	75	5:46	TD
USC	2Q	11	60	5:32	FG
KU	3Q	12	75	5:24	TD
UL	1Q	10	73	5:17	TD
AU	1Q	10	24	5:05	FG

GAME-OPENING DRIVES  
(FIRST OFFENSIVE DRIVE OF EVERY GAME)

OPP.	QTR.	PLAYS	YARDS	TIME	RESULT
UCA	1Q	4	64	2:12	TD
KU	1Q	5	71	2:09	TD
UL	1Q	10	73	5:17	TD
USC	1Q	11	39	5:30	PUNT
UMASS	1Q	7	68	3:24	TD
BAMA	1Q	6	78	2:43	TD
AU	1Q	6	11	2:53	PUNT

### GOING THE DISTANCE

- In the 61-6 season-opening win over Central Arkansas, the Tigers drove the length of the field on two occasions, marking the first time in 20 years that a Southeastern Conference team had two 99-yard touchdown drives in a single game [per ESPN].
- Mizzou used 15 plays to drive 99 yards [3:30] just before half time, capped off with a one-yard pass from QB **Beau Pribula** to TE **Brett Norfleet** for six.
- In the third quarter, Pribula capped a seven play, 99-yard drive that took 3:09 with a one-yard keeper for his second rushing touchdown of the game.
- On the Tigers' second drive of the game in the SEC opener against South Carolina, Mizzou went 99 yards in nine plays [4:38] for its third field-length drive of the season. QB **Beau Pribula** found WR **Joshua Manning** for the receiver's first touchdown of the season to put the Tigers on the board from eight yards out.
- The 99-yard scoring drive marked the most for the Tigers in a season since at least 1984.

FORCED THREE-AND-OUTS  
(BY MIZZOU DEFENSE)

OPP.	QTR.	PLAYS	YARDS	TIME	RESULT
UCA	1Q	3	7	1:44	PUNT
UCA	2Q	3	4	1:47	PUNT
UCA	4Q	3	6	1:24	PUNT
KU	1Q	3	8	1:58	PUNT
KU	2Q	3	7	0:28	PUNT
KU	3Q	3	2	0:50	PUNT
KU	4Q	3	3	1:29	PUNT
UL	1Q	3	5	1:17	PUNT
UL	1Q	3	-2	1:13	PUNT
UL	1Q	3	9	1:54	PUNT
UL	2Q	3	-4	0:50	PUNT
UL	3Q	3	-7	1:55	PUNT
UL	3Q	3	0	0:30	PUNT
USC	2Q	3	-19	2:01	PUNT
USC	4Q	3	3	1:09	PUNT
USC	4Q	3	1	1:00	PUNT
UMASS	1Q	3	4	1:24	PUNT
UMASS	1Q	3	2	1:01	PUNT
UMASS	2Q	3	5	0:24	PUNT
UMASS	3Q	3	0	0:52	PUNT
UMASS	3Q	3	2	1:06	PUNT
UMASS	3Q	3	0	0:57	INT
UMASS	3Q	3	-5	0:36	PUNT
BAMA	4Q	3	0	0:23	PUNT
AU	1Q	3	-7	1:35	PUNT
AU	2Q	3	8	1:46	PUNT
AU	4Q	3	2	2:00	PUNT

- The Tigers have forced 27 three-and-outs through the season's first seven games (3.9 per game).
- In the homecoming win over UMass, Mizzou forced a season-high seven three-and-outs.

## CARDIAC CATS

### COMEBACK WINS (since 2023)

Opponent	Largest Deficit	Result
Middle Tennessee <sup>(2023)</sup>	7-3 (8:14, 2Q)	23-19
Kansas State <sup>(2023)</sup>	7-0 (10:46, 1Q)	30-27
Memphis <sup>(2023)</sup>	10-7 (2:15, 1Q)	34-27
Vanderbilt <sup>(2023)</sup>	7-3 (3:46, 1Q)	38-21
Kentucky <sup>(2023)</sup>	14-0 (2:09, 1Q)	38-21
Tennessee <sup>(2023)</sup>	7-3 (12:25, 2Q)	36-7
Florida <sup>(2023)</sup>	7-3 (7:49, 1Q)	33-31
Ohio State <sup>(2023)</sup>	3-0 (3:12, 1Q)	14-3
Boston College <sup>(2024)</sup>	14-3 (9:44, 2Q)	27-21
Vanderbilt <sup>(2024)</sup>	7-0 (9:06, 1Q)	30-27
Auburn <sup>(2024)</sup>	17-3 (11:08, 3Q)	21-17
Oklahoma <sup>(2024)</sup>	23-16 (2:00, 4Q)	30-23
Mississippi State <sup>(2024)</sup>	3-0 (11:42, 1Q)	39-20
Arkansas <sup>(2024)</sup>	14-7 (11:41, 3Q)	28-21
Iowa <sup>(2024)</sup>	24-14 (5:19, 3Q)	27-24
Kansas <sup>(2025)</sup>	21-6 (2:13, 1Q)	42-31
South Carolina <sup>(2025)</sup>	17-12 (8:27, 3Q)	29-20
Auburn <sup>(2025)</sup>	17-10 (10:31, 4Q)	23-17
(Time opposing team took the lead, quarter)		

### 2ND HALF / OT COMEBACKS (since 2023)

Opponent	Deficit[s]	Result
Kansas State <sup>(2023)</sup>	24-17 (0:00, 4Q)	30-27
Kentucky <sup>(2023)</sup>	21-20 (14:14, 4Q)	38-21
Florida <sup>(2023)</sup>	14-13, 21-20 (3Q) 31-30 (0:05, 4Q)	33-31
Ohio State <sup>(2023)</sup>	3-0 (14:55, 4Q)	14-3
Vanderbilt <sup>(2024)</sup>	13-10 (8:18, 3Q) 27-20 (OT)	30-27
Auburn <sup>(2024)</sup>	17-3 (0:46, 4Q)	21-17
Oklahoma <sup>(2024)</sup>	9-3 (3Q), 23-16 (0:22, 4Q)	30-23
Arkansas <sup>(2024)</sup>	14-7 (3Q), 21-20 (1:53, 4Q)	28-21
Iowa <sup>(2024)</sup>	24-14 (3Q), 24-21 (4:36, 4Q)	27-24
Kansas <sup>(2025)</sup>	24-21 (3Q), 31-28 (4:14, 4Q)	42-31
South Carolina <sup>(2025)</sup>	17-12 (3Q), 20-18 (9:32, 4Q)	29-20
Auburn <sup>(2025)</sup>	17-10 (4Q, 2-OT)	23-17
(Time that Missouri regained the lead for remainder of game)		

### LARGEST COMEBACKS (since 2023)

15 points	[21-6] vs. Kansas
14 points	[14-0] at Kentucky, [17-3] vs. Auburn
11 points	[14-3] vs. Boston College

**STACKING WINS**

- The Tigers made history in 2024 by securing nine-plus victories for the 10th time in program history.
- Missouri's 11-2 season in 2023 represented the ninth time in program history - and the first since 2014 - the Tigers reached the nine-win mark.
- The back-to-back nine-win seasons marked the first time since 2013-14 and just the third time in program history (2013-14 & 2007-08) the Tigers had achieved the feat. The Tigers achieved 10+ wins in all six years of those stretches.

**MISSOURI'S NINE-WIN SEASONS**

YEAR	W-L	NOTES
2024	10-3	Music City Bowl
2023	11-2	Cotton Bowl
2014	11-3	SEC East/Citrus Bowl
2013	12-2	SEC East/Cotton Bowl
2010	10-3	Big 12 North/Insight Bowl
2008	10-4	Alamo Bowl
2007	12-2	Big 12 North/Cotton Bowl
1969	9-2	Big 8/Orange Bowl
1960	11-0	Big 8/Orange Bowl
1899	9-2	--

**SEASON-OPENING SUCCESS DURING DRINKWITZ ERA**

- With the 61-6 win over Central Arkansas last Thursday, the Tigers improved to 5-1 in season-opening games (all at home) since head coach **Eli Drinkwitz** took over the program in 2020 and 87-43-5 all time in season openers.
- The 61 points posted by the Tigers marked the fifth time in the last nine season openers topping the 50-point plateau.

**ACADEMIC SUCCESS**

- The Tigers posted a team GPA of 3.00 this spring to mark the second-highest team GPA of any semester over the past decade.
- Over 35 Tigers appeared on the SEC Honor Roll.
- In addition, 56 players earned a GPA of 3.0 or higher this past spring while 20 student-athletes achieved a GPA of 3.5 or higher.
- Last season, Mizzou boasted a 97% exhausted-eligibility graduation rate.
- A total of 11 student-athletes on Mizzou's 2025 roster have completed graduation: **Jalen Catalon, Beau Pribula, Daylan Carnell, Triston Newson, Tommy Lock, Connor Weselman, Connor Tollison, Dominick Giudice, Keagen Trost, Bralen Henderson** and **Drey Norwood**.

**TIGERS IN THE PROS**

- As of October 20, 2025, Mizzou football has a total of 23 former student-athletes on NFL rosters.
- Most recently, Mizzou OL **Armand Membou** was selected in the first round (7th overall) of the 2025 NFL Draft by the New York Jets, tying former Tiger **Aldon Smith** as the third-highest pick in program history.
- Two more Tigers were selected in the 2025 NFL Draft following Membou's first-round selection: WR **Luther Burden III** (Round 2, 39th overall, Chicago Bears) and OL **Marcus Bryant** (Round 7, 220th overall, NE Patriots).

**Darius Robinson** (DE - ACTIVE) ..... Arizona Cardinals  
**Akayleb Evans** (CB - ACTIVE) ..... Carolina Panthers  
**Luther Burden III** (WR - ACTIVE) ..... Chicago Bears  
**Javon Foster** (OT/OG - PS) ..... Cincinnati Bengals  
**Isaiah McGuire** (DE - ACTIVE) ..... Cleveland Browns  
**Kris-Abrams Draine** (CB - ACTIVE) ..... Denver Broncos  
**Tyler Badie** (RB/KR - ACTIVE) ..... Denver Broncos  
**Johnny Walker Jr.** (DLB - RES.) ..... Denver Broncos  
**Trystan Colon** (C/OG - ACTIVE) ..... Detroit Lions  
**Ennis Rakestraw Jr.** (CB - RES.) ..... Detroit Lions  
**Ty'Ron Hopper** (LB - ACTIVE) ..... Green Bay Packers  
**JC Carlies** (LB - RES.) ..... Indianapolis Colts  
**Cody Schrader** (RB - ACTIVE) ..... Jacksonville Jaguars  
**Nick Bolton** (LB - ACTIVE) ..... Kansas City Chiefs  
**Albert Okwuegbunam** (TE - PS) ..... Las Vegas Raiders  
**Larry Borom** (OT - ACTIVE) ..... Miami Dolphins  
**Theo Wease Jr.** (WR - PS) ..... Miami Dolphins  
**Marcus Bryant** (OT - ACTIVE) ..... New England Patriots  
**Yasir Durant** (OT - RES.) ..... New England Patriots  
**Brady Cook** (QB - PS) ..... New York Jets  
**Armand Membou** (OT - ACTIVE) ..... New York Jets  
**Drew Lock** (QB - ACTIVE) ..... Seattle Seahawks  
**Jordan Elliott** (OT - ACTIVE) ..... San Francisco 49ers

**FUTURE OF FAUROT FIELD**

- The University of Missouri celebrated a historic day, Nov. 30, 2024, by breaking ground on the newly named **Memorial Stadium Centennial Project**, a transformative renovation effort that will modernize the iconic home of Mizzou's football program.
- Construction on the **Memorial Stadium Centennial Project** is ongoing for the entirety of the 2025 season.
- The \$250 million renovation will be complete for the 2026 season, coinciding with the 100-year anniversary of Memorial Stadium's opening.
- The **Memorial Stadium Centennial Project** includes enhancements to fan amenities, expanded premium area seating and state-of-the-art facilities to ensure Memorial Stadium remains a premier venue for college football while honoring its tradition of excellence and service to Mizzou.



- Designed by Kansas City architecture firm DLR Group, the project includes a new multi-level north concourse addition and will feature a wide variety of new premium seating options, along with modernized concessions, enhanced restrooms and a new stadium entry plaza.
- As the largest renovation project in Memorial Stadium's history, the Centennial Project emphasizes collaboration between the university, athletics department, donors and the broader Mizzou community.



## MIZZOU CAREER PARTICIPATION CHART

PLAYER	Consecutive GP-GS	Career G-GS	2025 G-GS	2024 G-GS	2023 G-GS	2022 G-GS	2021 G-GS	2020 G-GS	2019 G-GS
Santana Banner	7-0	24-11	7-0	*12-11	*5-0	-	-	-	-
Jeremiah Beasley	7-0	19-0	7-0	12-0	-	-	-	-	-
Daniel Blood	30-0	30-0	7-0	13-0	10-0	-	-	-	-
Vince Brown II	6-0	51-16	6-0	*13-12	*12-0	*11-4	*9-0	-	-
Marvin Burks Jr.	33-3	33-19	7-6	13-13	13-0	-	-	-	-
Daylan Carnell	33-12	50-33	7-7	13-12	13-13	13-1	4-0	-	-
Jalen Catalon	21-21	50-41	7-7	*14-14	*8-4	*1-1	*6-6	*10-9	*4-0
Kevin Coleman Jr.	46-3	46-36	7-5	*12-12	*14-11	*13-8	-	-	-
Blake Craig	0-0	17-0	1-0	13-0	3-0	-	-	-	-
Marquise Davis	0-0	3-0	3-0	-	-	-	-	-	-
Nick Deloach Jr.	20-0	20-0	7-0	13-7	0-0	-	-	-	-
Jaylen Early	0-0	21-6	3-0	*8-6	*6-0	*4-0	-	-	-
Damarion Fowlkes	7-0	7-0	7-0	-	-	-	-	-	-
Dominick Giudice	7-7	25-12	7-7	*10-5	*3-0	*3-0	*2-0	-	-
Marquis Gracial	20-0	23-5	7-4	13-1	2-0	1-0	-	-	-
Trajen Greco	20-0	20-0	7-0	13-0	-	-	-	-	-
Cayden Green	2-2	29-23	5-5	13-13	*11-5	-	-	-	-
Whit Hafer	6-0	7-0	6-0	1-0	-	-	-	-	-
Stephen Hall	28-4	52-41	7-4	*13-13	*11-3	*12-12	*3-3	*6-6	-
Jackson Hancock	7-0	8-0	7-0	1-0	-	-	-	-	-
Ahmad Hardy	19-0	19-14	7-5	*12-9	-	-	-	-	-
Jordon Harris	2-0	30-9	7-2	12-6	12-1	-	-	-	-
Bralen Henderson	1-0	39-16	6-0	*14-14	*12-2	*5-0	*2-0	-	-
Sam Horn	0-0	5-0	1-0	0-0	3-0	1-0	-	-	-
Brian Huff	7-0	8-0	7-0	1-0	-	-	-	-	-
Khalil Jacobs	7-1	37-6	7-2	6-1	*13-3	*11-0	-	-	-
Jude James	7-0	9-0	7-0	2-0	-	-	-	-	-
Marquis Johnson	13-1	32-8	7-6	12-2	12-0	-	-	-	-
Nate Johnson	0-0	31-16	6-0	*11-6	*14-10	-	-	-	-
Keiton Jones	0-0	2-0	2-0	-	-	-	-	-	-
Tavorus Jones	4-0	15-0	6-0	5-0	4-0	-	-	-	-
Ryan Jostes	0-0	2-0	2-0	-	-	-	-	-	-
Cameron Keys	7-0	8-0	7-0	1-0	-	-	-	-	-
Langden Kitchen	18-0	26-3	7-0	*11-3	*8-0	-	-	-	-
Jack Lange	0-0	1-0	1-0	-	-	-	-	-	-
Xavier Loyd	21-0	31-13	7-0	*14-13	*8-0	*2-0	*0-0	-	-
James Madison II	0-0	3-0	6-0	3-0	-	-	-	-	-
Joshua Manning	32-9	32-14	7-7	13-7	12-0	-	-	-	-
Jalen Marshall	16-0	21-1	7-0	12-1	1-0	1-0	-	-	-
Chris McClellan	45-9	45-17	7-7	13-9	12-1	13-0	-	-	-
Dante McClellan	6-0	6-0	6-0	-	-	-	-	-	-
Shamar McNeil	0-0	8-0	2-0	5-0	1-0	-	-	-	-
Robert Meyer	7-0	7-0	7-0	-	-	-	-	-	-
Triston Newson	14-0	55-27	7-4	12-12	13-2	*9-9	*9-0	*5-0	-
Brett Norfleet	7-7	30-22	7-7	11-8	12-7	-	-	-	-
Drey Norwood	28-1	48-24	7-5	13-13	12-5	13-1	*3-0	-	-
Donovan Olugbode	7-0	7-0	7-0	-	-	-	-	-	-
Curtis Peagler	8-7	10-7	7-7	3-0	-	-	-	-	-
Mose Phillips III	7-0	32-13	7-0	*12-11	*13-2	-	-	-	-
Beau Pribula	7-7	31-7	7-7	*13-0	*11-0	0-0	-	-	-
Toriano Pride Jr.	20-9	46-15	7-7	13-6	*12-1	*14-1	-	-	-
Jayven Richardson	6-0	15-2	6-2	6-0	*3-0	-	-	-	-
Logan Reichert	0-0	11-0	0-0	11-0	-	-	-	-	-
Jamal Roberts	20-1	22-2	7-2	13-0	2-0	-	-	-	-
Nicholas Rodriguez	17-0	18-1	7-1	11-0	-	-	-	-	-
Darris Smith	7-0	23-0	7-0	0-0	*5-0	*11-0	-	-	-
Connor Tollison	7-7	44-42	7-7	9-9	13-13	13-13	2-0	-	-
Keagan Trost	19-7	43-26	7-7	*12-11	*7-7	*11-0	*3-1	-	*3-0
Josiah Trotter	7-7	19-18	7-7	*12-11	0-0	-	-	-	-
Sterling Webb	6-3	44-21	6-3	13-3	*14-8	*11-7	-	-	-
Connor Weselman	31-0	32-0	7-0	*12-0	*12-0	*0-0	*1-0	-	-
Johnny Williams IV	0-0	21-2	3-0	*13-2	*5-0	-	-	-	-
Sam Williams	0-0	8-0	2-0	6-0	-	-	-	-	-
Tristan Wilson	11-0	16-0	7-0	8-0	1-0	-	-	-	-
Damon Wilson II	21-7	33-9	7-7	*14-2	*12-0	-	-	-	-
Zion Young	32-24	40-31	7-7	13-13	*12-9	*8-2	-	-	-
Matt Zollers	1-0	4-0	4-0	-	-	-	-	-	-

# THE DRINKWITZ ERA



PROPERTY OF  
MISSOURI FOOTBALL  
EST. 1839

## THE TIGERS - A DRINKWITZ-ERA COMPARISON

CATEGORY	2020	2021	2022	2023	2024	2025
Points Per Game	26.7	29.1	24.8	32.5	28.9	39.0
Total TDs	31	41	34	50	43	35
Yards Per Game	402.0	413.7	389.8	434.3	389.5	486.6
Yards Per Play	5.6	5.9	5.4	6.5	5.5	6.3
Rushing Yards Per Game	135.2	179.8	155.7	172.0	164.5	244.9
Rushing Yards Per Carry	3.9	5.0	4.1	4.5	4.1	5.4
Passing Yards Per Game	266.8	233.9	214.1	262.3	225.1	241.7
Passing Yards Per Attempt	7.4	6.7	7.0	9.0	7.2	7.7
Penalties/Yards/Per Game	58/498/49.8	83/775/59.6	101/828/63.7	93/709/54.5	73/658/50.6	32/329/47.0
Third-Down Conversion	43%	45%	40%	43%	46%	53%
Red Zone Conversion (TDs)	94% (59% TDs)	90% (65% TDs)	81% (60% TDs)	97% (62% TDs)	92% (62% TDs)	92% (69% TDs)
Takeaways	10 (4 INT/6 FR)	16 (11 INT/5 FR)	18 (11 INT/7 FR)	19 (9 INT/10 FR)	17 (7 INT/10 FR)	6 (4 INT/2 FR)
Giveaways	14 (6 INT/8 FL)	13 (11 INT/2 FL)	21 (9 INT/12 FL)	9 (7 INT/2 FL)	9 (5 INT/4 FL)	8 (7 INT/1 FL)
Points Allowed Per Game	32.3	33.8	25.2	20.8	20.4	16.7
Total TDs Allowed	42	57	37	31	29	14
Yards Allowed Per Game	408.0	434.2	339.9	336.1	317.5	243.0
Yards Allowed Per Play	6.1	6.4	5.3	5.3	5.4	4.3
Rushing Yards Allowed	162.2	227.4	125.5	122.8	136.2	83.9
Yards Allowed Per Carry	4.5	5.3	3.7	3.8	4.1	2.9
Passing Yards Allowed	245.8	206.8	214.4	213.2	181.3	159.1
Yards Allowed Per Attempt	7.9	8.2	7.1	6.8	7.3	5.7
Opponent Third-Down Conversion	38%	43%	34%	37%	30%	27%
Opponent Red Zone Conversion (TDs)	92% (81% TDs)	94% (76% TDs)	88% (65% TDs)	82% (54% TDs)	83% (56% TDs)	84% (53% TDs)

## OFFENSE

<b>LT</b>	<b>70</b>	<b>Cayden Green</b>	<b>6-5</b>	<b>324</b>	<b>Jr.</b>
	75	Jayven Richardson	6-6	313	R-Jr.
<b>LG</b>	<b>56</b>	<b>Dominick Giudice</b>	<b>6-4</b>	<b>312</b>	<b>Gr.</b>
	50	Jaylen Early	6-4	321	R-Sr.
<b>C</b>	<b>55</b>	<b>Connor Tollison</b>	<b>6-5</b>	<b>290</b>	<b>Gr.</b>
	73	Tristan Wilson	6-4	302	R-Jr.
<b>RG</b>	<b>77</b>	<b>Curtis Peagler</b>	<b>6-4</b>	<b>338</b>	<b>R-Jr.</b>
	54	Henry Fenuku	6-3	305	Fr.
<b>RT</b>	<b>79</b>	<b>Keagen Trost</b>	<b>6-4</b>	<b>316</b>	<b>Gr.</b>
	60	Johnny Williams IV	6-7	327	R-So.
<b>TE-Y</b>	<b>87</b>	<b>Brett Norfleet</b>	<b>6-6</b>	<b>260</b>	<b>Jr.</b>
-or-	<b>86</b>	<b>Jordon Harris</b>	<b>6-4</b>	<b>268</b>	<b>Jr.</b>
	89	Jude James	6-2	236	R-Fr.
-or-	12	Vince Brown II	6-6	240	R-Sr.
<b>WR-X</b>	<b>2</b>	<b>Marquis Johnson</b>	<b>5-11</b>	<b>190</b>	<b>Jr.</b>
	6	Xavier Loyd	6-2	196	Gr.
-or-	82	Logan Muckey	6-0	199	Sr.
-or-	4	James Madison II	6-3	210	R-Fr.
<b>WR-H</b>	<b>3</b>	<b>Kevin Coleman Jr.</b>	<b>5-11</b>	<b>180</b>	<b>Sr.</b>
	10	Daniel Blood	5-10	194	Jr.
-or-	8	Shaun Terry II	5-11	175	Fr.
<b>WR-Z</b>	<b>0</b>	<b>Josh Manning</b>	<b>6-0</b>	<b>213</b>	<b>Jr.</b>
	1	Donovan Olugbode	6-2	212	Fr.
-or-	11	DaMarion Fowlkes	5-9	184	Fr.
<b>QB</b>	<b>9</b>	<b>Beau Pribula</b>	<b>6-2</b>	<b>212</b>	<b>Gr.</b>
	5	Matt Zollers	6-4	214	Fr.
<b>RB</b>	<b>29</b>	<b>Ahmad Hardy</b>	<b>5-10</b>	<b>210</b>	<b>So.</b>
-or-	<b>20</b>	<b>Jamal Roberts</b>	<b>6-0</b>	<b>212</b>	<b>R-So.</b>
	22	Tavorus Jones	5-9	207	R-Jr.
-or-	7	Marquise Davis	6-0	217	Fr.

## DEFENSE

<b>DE</b>	<b>9</b>	<b>Zion Young</b>	<b>6-5</b>	<b>265</b>	<b>Sr.</b>
	11	Langden Kitchen	6-6	264	Jr.
-or-	90	Nate Johnson	6-5	252	Jr.
<b>NT</b>	<b>10</b>	<b>Sterling Webb</b>	<b>6-1</b>	<b>290</b>	<b>Sr.</b>
-or-	<b>33</b>	<b>Marquis Gracial</b>	<b>6-4</b>	<b>322</b>	<b>R-Jr.</b>
	91	Elias Williams	6-3	270	R-Fr.
<b>DT</b>	<b>7</b>	<b>Chris McClellan</b>	<b>6-4</b>	<b>323</b>	<b>Sr.</b>
	81	Bralen Henderson	6-2	293	Gr.
-or-	95	Jalen Marshall	6-4	335	R-Jr.
<b>JACK</b>	<b>8</b>	<b>Damon Wilson II</b>	<b>6-4</b>	<b>250</b>	<b>Jr.</b>
	19	Darris Smith	6-5	240	R-Jr.
<b>WLB</b>	<b>14</b>	<b>Triston Newson</b>	<b>6-2</b>	<b>230</b>	<b>Gr.</b>
	20	Nicholas Rodriguez	6-0	215	So.
<b>MLB</b>	<b>40</b>	<b>Josiah Trotter</b>	<b>6-2</b>	<b>240</b>	<b>R-So.</b>
-or-	<b>5</b>	<b>Khalil Jacobs</b>	<b>6-1</b>	<b>228</b>	<b>Sr.</b>
	18	Jeremiah Beasley	6-0	237	So.
<b>STAR</b>	<b>13</b>	<b>Daylan Carnell</b>	<b>6-2</b>	<b>225</b>	<b>Gr.</b>
	3	Mose Phillips III	6-2	200	Jr.
<b>ROVER</b>	<b>6</b>	<b>Jalen Catalon</b>	<b>5-10</b>	<b>204</b>	<b>Gr.</b>
	15	Santana Banner	6-3	210	R-So.
<b>FS</b>	<b>1</b>	<b>Marvin Burks Jr.</b>	<b>6-1</b>	<b>207</b>	<b>Jr.</b>
	4	Trajen Greco	5-11	200	So.
<b>CB</b>	<b>12</b>	<b>Drey Norwood</b>	<b>6-0</b>	<b>187</b>	<b>R-Sr.</b>
	24	Nick DeLoach Jr.	6-0	187	R-So.
<b>CB</b>	<b>2</b>	<b>Toriano Pride Jr.</b>	<b>5-10</b>	<b>190</b>	<b>Jr.</b>
-or-	<b>0</b>	<b>Stephen Hall</b>	<b>6-0</b>	<b>206</b>	<b>R-Sr.</b>

## SPECIAL TEAMS

<b>P</b>	<b>45</b>	<b>Conor Weselman</b>	<b>6-3</b>	<b>225</b>	<b>Gr.</b>
	43	John Butcher	6-1	217	Jr.
<b>PK</b>	<b>88</b>	<b>Robert Meyer</b>	<b>6-3</b>	<b>180</b>	<b>Fr.</b>
	48	Oliver Robbins	5-10	175	So.
<b>KO</b>	<b>48</b>	<b>Oliver Robbins</b>	<b>5-10</b>	<b>175</b>	<b>So.</b>
<b>H</b>	<b>45</b>	<b>Conor Weselman</b>	<b>6-3</b>	<b>225</b>	<b>Gr.</b>
	9	Beau Pribula	6-2	212	Gr.
<b>SNP</b>	<b>51</b>	<b>Brett Le Blanc</b>	<b>6-3</b>	<b>214</b>	<b>Jr.</b>
	38	Henry Crosby	6-2	184	Jr.
<b>PR</b>	<b>3</b>	<b>Kevin Coleman Jr.</b>	<b>5-11</b>	<b>180</b>	<b>Sr.</b>
	10	Daniel Blood	5-10	194	Jr.
-or-	11	DaMarion Fowlkes	5-9	184	Fr.
<b>KOR</b>	<b>22</b>	<b>Tavorus Jones</b>	<b>5-9</b>	<b>207</b>	<b>R-Jr.</b>
-or-	<b>20</b>	<b>Jamal Roberts</b>	<b>6-0</b>	<b>212</b>	<b>R-So.</b>
<b>KOR</b>	<b>1</b>	<b>Marvin Burks Jr.</b>	<b>6-1</b>	<b>207</b>	<b>Jr.</b>
-or-	<b>11</b>	<b>DaMarion Fowlkes</b>	<b>5-9</b>	<b>184</b>	<b>Fr.</b>

## PRONUNCIATIONS

NICK **DELOACH** JR. ....DIH-LOACH  
 ANTHONY **FAVROW**.....FAV (PRONOUNCED LIKE "HAVE")-ROW  
 HENRY **FENUKU**.....FIH-NEW-KOO  
**DAMARION FOWLKES**.....DAH-MAR-EE-ON FOLKS  
 DOMINICK **GIUDICE**.....JOO-DEECE  
 MARQUIS **GRACIAL**.....GRAH-CEE-ELLE  
**TRAJEN GRECO**.....TRAY-JIN  
 WHIT **HAFER**.....HAY-FURR  
**JAVION HILSON**.....JAY-VEE-ON  
**DAEDEN HOPKINS**.....DAY-DEN  
**KEITON JONES**.....KEET-UN  
**TAVORUS JONES**.....TUH-VAR-US  
 RYAN **JOSTES**.....JOE-STISS

JACK **LANGE**.....LANG  
**XAVIER LOYD**.....X-AVIER  
**SHAMAR MCNEIL**.....SHUH-MAR  
 ADAM **MOLITOR**.....MALL-IH-TER  
 DONOVAN **OLUGBODE**.....UH-LOO-BIH-DAY  
**MOSE PHILLIPS III**.....MOWS  
**BEAU PRIBULA**.....PRI-BYOU-LA  
 LOGAN **REICHERT**.....RYE-KERT  
 KEAGAN **TROST**.....TROWST (RHYMES: THROW, TOAST)  
 CONNOR **WESELMAN**.....WES-UHL-MEN  
 MATT **ZOLLERS**.....ZAHL-ERS

## ALPHABETICAL ROSTER

NO.	NAME	POS.	HT.	WT.	YR.	HOMETOWN/PREVIOUS	NO.	NAME	POS.	HT.	WT.	YR.	HOMETOWN/PREVIOUS
15	Banner, Santana	S	6-3	210	R-So.	Flint, Mich. / Mountain View [Ga.] / Northern Illinois	71	Jostes, Ryan	OL	6-6	317	R-Fr.	Washington, Mo. / Washington HS
30	Bass III, CJ	S	6-2	209	Fr.	St. Louis, Mo. / East St. Louis Senior [Ill.]	29	Keys, Cameron	CB	5-11	175	R-Fr.	Panama City, Fla. / A. Crawford Mosley
18	Beasley, Jeremiah	LB	6-0	237	So.	Detroit, Mich. / Belleville / Michigan	25	King, Jason	LB	6-1	227	Fr.	St. Louis, Mo. / De Smet Jesuit
10	Blood, Daniel	WR	5-10	194	Jr.	Destrehan, La. / Destrehan	11	Kitchen, Langden	DE	6-6	264	Jr.	Huntsville, Mo. / Westran / Northwest Missouri State
55	Bodford, Justin	DT	6-0	289	R-Fr.	Plantation, Fla. / St. Thomas Aquinas	76	Lange, Jack	OL	6-8	305	Fr.	Eureka, Mo. / Eureka
80	Bolton, Jayden	WR	6-3	193	Sr.	Frisco, Texas / Lone Star / UMHB	51	Le Blanc, Brett	LS	6-3	214	Jr.	Elkhorn, Wis. / Elkhorn Area
12	Brown II, Vince	TE	6-6	240	R-Sr.	Matteson, Ill. / Rich Central / Colorado State	15	Lock, Tommy	QB	6-3	180	Gr.	Lee's Summit, Mo. / Lee's Summit
14	Brown, Brett	QB	6-1	185	R-Jr.	Brentwood, Tenn. / Battle Ground Academy	6	Loyd, Xavier	WR	6-2	196	Gr.	Blue Springs, Mo. / Blue Springs / Illinois State
1	Burks Jr., Marvin	S	6-1	207	Jr.	St. Louis, Mo. / Cardinal Ritter	4	Madison II, James	WR	6-3	210	R-Fr.	Kansas City, Mo. / St. Thomas Aquinas [Fla.]
43	Butcher, John	P	6-1	217	Jr.	San Diego, Calif. / Grossmont HS / Grossmont CC	28	Manfred III, Mark	CB	6-1	175	Fr.	Marietta, Ga. / Sprayberry
13	Carnell, Daylan	S	6-2	225	Gr.	Indianapolis, Ind. / Ben Davis	0	Manning, Joshua	WR	6-2	213	Jr.	Lee's Summit, Mo. / Lee's Summit
6	Catalon, Jalen	S	5-10	204	Gr.	Mansfield, Texas / Mansfield Legacy / UNLV	95	Marshall, Jalen	DT	6-4	335	R-Jr.	Overland Park, Kan. / Saint Thomas Aquinas
3	Coleman Jr., Kevin	WR	5-11	180	Sr.	St. Louis, Mo. / St. Mary's HS / Mississippi State	7	McClellan, Chris	DT	6-4	323	Sr.	North Tulsa, Okla. / Owasso / Florida
19	Craig, Blake	K	5-11	205	R-So.	Kansas City, Mo. / Liberty North	22	McClellan, Dante	LB	6-1	216	Fr.	Canton, Ohio / McKinley
38	Crosby, Henry	LS	6-2	184	Fr.	Memphis, Tenn. / Evangelical Christian School	65	McDermott, Henry	OL	6-5	325	Sr.	Webster Groves, Mo. / Webster Groves
46	Daily, Jackson	LB	6-1	234	So.	Alma, Ark. / Alma	26	McNeil, Shamar	CB	6-3	176	R-So.	Lauderhill, Fla. / American Heritage
7	Davis, Marquise	RB	6-0	217	Fr.	Cleveland, Ohio / Cleveland Heights	41	Merriweather, Rico	S	5-11	199	Jr.	St. Louis, Mo. / Lutheran North
24	DeLoach Jr., Nick	CB	6-0	187	R-So.	Cahokia, Ill. / Cahokia	88	Meyer, Robert	K	6-3	180	Fr.	Colfax, Calif. / Colfax
92	Dowell, Jason	DT	6-3	306	Fr.	Cahokia, Ill. / Althoff Catholic	63	Missouri, Chace	OL	6-0	316	R-Fr.	McDonough, Ga. / Eagle's Landing Christian Academy
96	Dubbert, Aidan	DE	6-2	246	Jr.	Columbia, Mo. / Rock Bridge	84	Molitor, Adam	TE	6-6	221	So.	Minneapolis, Minn. / Totino-Grace
50	Early, Jaylen	OL	6-4	321	R-Sr.	Duncanville, Texas / Duncanville / Florida State	82	Muckey, Logan	WR	6-0	200	Gr.	Lee's Summit, Mo. / Lee's Summit North
17	Eleby, Kameron	QB	6-1	212	Fr.	Maryland Heights, Mo. / Pattonville	14	Newson, Triston	LB	6-2	230	Gr.	Independence, Miss. / Independence / NE Mississippi CC
31	Favrow, Anthony	RB	5-8	206	Sr.	San Clemente, Calif. / Olathe West [Kan.]	87	Norfleet, Brett	TE	6-6	260	Jr.	O'Fallon, Mo. / Francis Howell
54	Fenuku, Henry	OL	6-3	305	Fr.	Fort Worth, Texas / North Crowley	12	Norwood, Drey	CB	6-0	187	R-Sr.	Fort Smith, Ark. / Northside / Texas A&M
81	Flaskamp, Noah	WR	6-1	203	Jr.	Collierville, Tenn. / Collierville	1	Olughbode, Donovan	WR	6-2	212	Fr.	Chicago, Ill. / IMG Academy [Fla.]
49	Flesner, Garrett	DE	6-3	268	Jr.	Quincy, Ill. / Quinicy Notre Dame	77	Peagler, Curtis	OL	6-4	338	R-Jr.	Demopolis, Ala. / Demopolis
11	Fowlkes, DaMarion	WR	5-9	184	Fr.	Montgomery Village, Md. / Our Lady of Good Counsel	3	Phillips III, Mose	S	6-2	200	Jr.	Nashville, Tenn. / Cane Ridge / Virginia Tech
99	Frick, Jadon	DT	6-0	265	So.	Orlando, Fla. / Boone	39	Pitts, Cameron	WR	6-0	160	Fr.	Chicago, Ill. / Christ the King Jesuit
56	Giudice, Dominick	OL	6-4	312	Gr.	Freehold, N.J. / Mater Dei / Michigan	31	Pogue, Nasir	CB	6-2	199	Sr.	Montgomery, Ala. / Auburn HS / Troy
97	Goodwin, Ryder	K	6-0	190	R-So.	Bristow, Okla. / Bristow / NEO A&M	9	Pribula, Beau	QB	6-2	212	Gr.	York, Pa. / Central York / Penn State
33	Gracial, Marquis	DT	6-4	322	R-Jr.	St. Louis, Mo. / St. Charles	2	Pride Jr., Toriano	CB	5-11	191	Sr.	St. Louis, Mo. / East St. Louis Senior [Ill.] / Clemson
4	Greco, Trajen	S	5-11	200	So.	Buford, Ga. / Mill Creek	53	Reese, Tommy	LB	6-0	217	Jr.	Newport Beach, Calif. / Mission Viejo
70	Green, Cayden	OL	6-5	324	Jr.	Lee's Summit, Mo. / Lee's Summit North / Oklahoma	66	Reichert, Logan	OL	6-6	344	R-So.	Kansas City, Mo. / Raytown
36	Gross, Sean	LS	6-0	214	Fr.	St. Louis, Mo. / Westminster Christian Academy	75	Richardson, Jayven	OL	6-6	313	R-Jr.	Baton Rouge, La. / East Ascension / Hutchinson CC
74	Hafer, Whit	OL	6-6	301	R-Fr.	Joplin, Mo. / Joplin	20	Roberts, Jamal	RB	6-0	212	R-So.	St. Louis, Mo. / St. Mary's HS
0	Hall, Stephen	CB	6-0	206	R-Sr.	Memphis, Tenn. / Olive Branch / Washington State	48	Robbins, Oliver	K	5-10	175	So.	Palm Beach Gardens, Fla. / Dwyer / Florida Memorial
34	Hancock, Jackson	S	6-0	196	R-Fr.	Canton, Ga. / Sequoyah	20	Rodriguez, Nicholas	LB	6-0	215	So.	Miami, Fla. / St. Thomas Aquinas
29	Hardy, Ahmad	RB	5-10	210	So.	Oma, Miss. / Lawrence County / Louisiana Monroe	64	Schranz, Joe	OL	6-3	280	Fr.	Kearney, Mo. / Kearney
86	Harris, Jordan	TE	6-4	268	Jr.	Pine Bluff, Ark. / Pine Bluff	19	Smith, Darris	DE	6-5	240	R-Jr.	Baxley, Ga. / Appling County / Georgia
16	Haygood, Brendon	RB	5-10	190	Fr.	Wylie, Texas / Sachse	18	Smith, Essien	QB	6-0	193	Fr.	Festus, Mo. / Festus
81	Henderson, Bralen	DT	6-2	293	Gr.	Pittsburgh, Pa. / Central Catholic / Ohio	78	Solis, Brandon	OL	6-7	301	R-So.	Nashville, Tenn. / David Lipscomb Academy
32	Hermestroff, Maddux	S	6-0	188	Fr.	Mundelein, Ill. / Mundelein	85	Terrell, Dakota	TE	6-8	220	Fr.	Pocola, Okla. / Pocola
16	Hilson, Javion	DE	6-4	240	Fr.	Cocoa, Fla. / Cocoa	8	Terry II, Shaun	WR	5-11	175	Fr.	Ironton, Ohio / Ironton
88	Hoffman, Gavin	TE	6-5	239	R-Fr.	Leawood, Kan. / Blue Valley Northwest / Iowa	55	Tollison, Connor	OL	6-4	290	Gr.	Jackson, Mo. / Jackson
93	Hopkins, Daeden	DE	6-6	243	Fr.	Hermann, Mo. / Hermann	79	Trost, Keagen	OL	6-4	316	Gr.	Kankakee, Ill. / Kankakee / Wake Forest
21	Horn, Sam	QB	6-4	222	R-Jr.	Lawrenceville, Ga. / Collins Hill	40	Trotter, Josiah	LB	6-2	240	R-So.	Philadelphia, Pa. / Saint Joseph's Prep / West Virginia
17	Huff, Brian	LB	6-2	218	R-Fr.	Jonesboro, Ark. / Valley View	10	Webb, Sterling	DT	6-1	290	Sr.	St. Louis, Mo. / Westminster Christian / New Mexico State
26	Hultman, Brady	LB	5-11	200	Jr.	St. Charles, Mo. / Francis Howell / Wyoming	45	Weselman, Connor	P	6-3	225	Gr.	Atlanta, Ga. / The Westminster School / Stanford
5	Jacobs, Khalil	LB	6-1	228	Sr.	Jackson, Miss. / Niceville [Fla.] / South Alabama	60	Williams IV, Johnny	OL	6-7	327	R-So.	Macon, Ga. / Northeast / West Virginia
89	James, Jude	TE	6-2	236	R-Fr.	St. Charles, Mo. / Francis Howell	91	Williams, Elias	DT	6-3	270	R-Fr.	Tampa, Fla. / Hudson
2	Johnson, Marquis	WR	5-11	190	Jr.	Dickinson, Texas / Dickinson	94	Williams, Sam	DT	6-3	295	R-So.	Hogansville, Ga. / Callaway
90	Johnson, Nate	DE	6-5	252	Jr.	Gaffney, S.C. / Gaffney / Appalachian State	8	Wilson II, Damon	DE	6-4	250	Jr.	Venice, Fla. / Venice / Georgia
68	Jones, Kelton	OL	6-4	328	Fr.	Coffeyville, Kan. / Field Kindley Memorial	73	Wilson, Tristan	OL	6-4	302	R-Jr.	Lebanon, Mo. / Lebanon
22	Jones, Tavorus	RB	5-9	207	R-Jr.	El Paso, Texas / Burges	32	Wyatt, Gavin	WR	5-10	194	R-Jr.	Warrensburg, Mo. / Warrensburg / William Jewel
							9	Young, Zion	DE	6-5	265	Sr.	Atlanta, Ga. / Westlake / Michigan State
							5	Zollers, Matt	QB	6-4	214	Fr.	Royersford, Pa. / Spring-Ford

NO.	NAME	POS.	HT.	WT.	YR.	HOMETOWN/PREVIOUS	NO.	NAME	POS.	HT.	WT.	YR.	HOMETOWN/PREVIOUS
0	Stephen Hall	CB	6-0	206	R-Sr.	Memphis, Tenn. / Olive Branch / Washington State	32	Maddux Hermestroff	S	6-0	188	Fr.	Mundelein, Ill. / Mundelein
0	Joshua Manning	WR	6-0	213	Jr.	Lee's Summit, Mo. / Lee's Summit	32	Gavin Wyatt	WR	5-10	194	R-Jr.	Warrensburg, Mo. / Warrensburg / William Jewel
1	Marvin Burks Jr.	S	6-1	207	Jr.	St. Louis, Mo. / Cardinal Ritter	33	Marquis Gracial	DT	6-4	322	R-Jr.	St. Louis, Mo. / St. Charles
1	Donovan Dlugbode	WR	6-2	212	Fr.	Chicago, Ill. / IMG Academy [Fla.]	34	Jackson Hancock	S	6-0	196	R-Fr.	Canton, Ga. / Sequoyah
2	Marquis Johnson	WR	5-11	190	Jr.	Dickinson, Texas / Dickinson	36	Sean Gross	LS	6-0	214	Fr.	St. Louis, Mo. / Westminster Christian Academy
2	Toriano Pride Jr.	CB	5-11	191	Sr.	St. Louis, Mo. / East St. Louis Senior [Ill.] / Clemson	38	Henry Crosby	LS	6-2	184	Fr.	Memphis, Tenn. / Evangelical Christian School
3	Kevin Coleman Jr.	WR	5-11	180	Sr.	St. Louis, Mo. / St. Mary's HS / Mississippi State	39	Cameron Pitts	WR	6-0	160	Fr.	Chicago, Ill. / Christ the King Jesuit
3	Mose Phillips III	S	6-2	200	Jr.	Nashville, Tenn. / Cane Ridge / Virginia Tech	40	Josiah Trotter	LB	6-2	240	R-So.	Philadelphia, Pa. / Saint Joseph's Prep / West Virginia
4	Trajen Greco	S	5-11	200	So.	Buford, Ga. / Mill Creek	41	Rico Merriweather	S	5-11	199	Jr.	St. Louis, Mo. / Lutheran North
4	James Madison II	WR	6-3	210	R-Fr.	Kansas City, Mo. / St. Thomas Aquinas [Fla.]	43	John Butcher	P	6-1	217	Jr.	San Diego, Calif. / Grossmont HS / Grossmont CC
5	Khalil Jacobs	LB	6-1	228	Sr.	Jackson, Miss. / Niceville [Fla.] / South Alabama	45	Connor Weselman	P	6-3	225	Gr.	Atlanta, Ga. / The Westminster School / Stanford
5	Matt Zollers	QB	6-4	214	Fr.	Royersford, Pa. / Spring-Ford	46	Jackson Daily	LB	6-1	234	So.	Alma, Ark. / Alma
6	Jalen Catalon	S	5-10	204	Gr.	Mansfield, Texas / Mansfield Legacy / UNLV	48	Oliver Robbins	K	5-10	175	So.	Palm Beach Gardens, Fla. / Dwyer / Florida Memorial
6	Xavier Loyd	WR	6-2	196	Gr.	Blue Springs, Mo. / Blue Springs / Illinois State	49	Flesner, Garrett	DE	6-3	268	Jr.	Quincy, Ill. / Quinicy Notre Dame
7	Marquise Davis	RB	6-0	217	Fr.	Cleveland, Ohio / Cleveland Heights	50	Jaylen Early	OL	6-4	321	R-Sr.	Duncanville, Texas / Duncanville / Florida State
7	Chris McClellan	DT	6-4	323	Sr.	North Tulsa, Okla. / Owasso / Florida	51	Brett Le Blanc	LS	6-3	214	Jr.	Elkhorn, Wis. / Elkhorn Area
8	Shaun Terry II	WR	5-11	175	Fr.	Ironton, Ohio / Ironton	53	Tommy Reese	LB	6-0	217	Jr.	Newport Beach, Calif. / Mission Viejo
8	Damon Wilson II	DE	6-4	250	Jr.	Venice, Fla. / Venice / Georgia	54	Henry Fenuku	OL	6-3	305	Fr.	Fort Worth, Texas / North Crowley
9	Beau Pribula	QB	6-2	212	Gr.	York, Pa. / Central York / Penn State	55	Justin Bodford	DT	6-0	289	R-Fr.	Plantation, Fla. / St. Thomas Aquinas
9	Zion Young	DE	6-5	265	Sr.	Atlanta, Ga. / Westlake / Michigan State	55	Connor Tollison	OL	6-4	290	Gr.	Jackson, Mo. / Jackson
10	Daniel Blood	WR	5-10	194	Jr.	Destrehan, La. / Destrehan	56	Dominick Giudice	OL	6-4	312	Gr.	Freehold, N.J. / Mater Dei / Michigan
10	Sterling Webb	DT	6-1	290	Sr.	St. Louis, Mo. / Westminster Christian / New Mexico State	60	Johnny Williams IV	OL	6-7	327	R-So.	Macon, Ga. / Northeast / West Virginia
11	DaMarion Fowlkes	WR	5-9	184	Fr.	Montgomery Village, Md. / Our Lady of Good Counsel	63	Chace Missouri	OL	6-0	316	R-Fr.	McDonough, Ga. / Eagle's Landing Christian Academy
11	Langden Kitchen	DE	6-6	264	Jr.	Huntsville, Mo. / Westran / Northwest Missouri State	64	Joe Schranz	OL	6-3	280	Fr.	Kearney, Mo. / Kearney
12	Vince Brown II	TE	6-6	240	R-Sr.	Matteson, Ill. / Rich Central / Colorado State	65	Henry McDermott	OL	6-5	325	Sr.	Webster Groves, Mo. / Webster Groves
12	Drey Norwood	CB	6-0	187	R-Sr.	Fort Smith, Ark. / Northside / Texas A&M	66	Logan Reichert	OL	6-6	344	R-So.	Kansas City, Mo. / Raytown
13	Daylan Carnell	S	6-2	225	Gr.	Indianapolis, Ind. / Ben Davis	68	Keiton Jones	OL	6-4	328	Fr.	Coffeyville, Kan. / Field Kindley Memorial
14	Brown, Brett	QB	6-1	185	R-Jr.	Brentwood, Tenn. / Battle Ground Academy	70	Cayden Green	OL	6-5	324	Jr.	Lee's Summit, Mo. / Lee's Summit North / Oklahoma
14	Triston Newson	LB	6-2	230	Gr.	Independence, Miss. / Independence / NE Mississippi CC	71	Ryan Jostes	OL	6-6	317	R-Fr.	Washington, Mo. / Washington HS
15	Santana Banner	S	6-3	210	R-So.	Flint, Mich. / Mountain View [Ga.] / Northern Illinois	73	Tristan Wilson	OL	6-4	302	R-Jr.	Lebanon, Mo. / Lebanon
15	Tommy Lock	QB	6-3	180	Gr.	Lee's Summit, Mo. / Lee's Summit	74	Whit Hafer	OL	6-6	301	R-Fr.	Joplin, Mo. / Joplin
16	Brendon Haygood	RB	5-10	190	Fr.	Wylie, Texas / Sachse	75	Jayven Richardson	OL	6-6	313	R-Jr.	Baton Rouge, La. / East Ascension / Hutchinson CC
16	Javion Hilson	DE	6-4	240	Fr.	Cocoa, Fla. / Cocoa	76	Jack Lange	OL	6-8	305	Fr.	Eureka, Mo. / Eureka
17	Kameron Eleby	QB	6-1	212	Fr.	Maryland Heights, Mo. / Pattonville	77	Curtis Peagler	OL	6-4	338	R-Jr.	Demopolis, Ala. / Demopolis
17	Brian Huff	LB	6-2	218	R-Fr.	Jonesboro, Ark. / Valley View	78	Brandon Solis	OL	6-7	301	R-So.	Nashville, Tenn. / David Lipscomb Academy
18	Jeremiah Beasley	LB	6-0	237	So.	Detroit, Mich. / Belleville / Michigan	79	Keagen Trost	OL	6-4	316	Gr.	Kankakee, Ill. / Kankakee / Wake Forest
18	Essien Smith	QB	6-0	193	Fr.	Festus, Mo. / Festus	80	Jayden Bolton	WR	6-3	193	Sr.	Frisco, Texas / Lone Star / UMHB
19	Blake Craig	K	5-11	205	R-So.	Kansas City, Mo. / Liberty North	81	Noah Flaskamp	WR	6-1	203	Jr.	Collierville, Tenn. / Collierville
19	Darris Smith	DE	6-5	240	R-Jr.	Baxley, Ga. / Appling County / Georgia	81	Bralen Henderson	DT	6-2	293	Gr.	Pittsburgh, Pa. / Central Catholic / Ohio
20	Jamal Roberts	RB	6-0	212	R-So.	St. Louis, Mo. / St. Mary's HS	82	Logan Muckey	WR	6-0	200	Gr.	Lee's Summit, Mo. / Lee's Summit North
20	Nicholas Rodriguez	LB	6-0	215	So.	Miami, Fla. / St. Thomas Aquinas	84	Adam Molitor	TE	6-6	221	So.	Minneapolis, Minn. / Totino-Grace
21	Sam Horn	QB	6-4	222	R-Jr.	Lawrenceville, Ga. / Collins Hill	85	Dakotah Terrell	TE	6-8	220	Fr.	Pocola, Okla. / Pocola
22	Tavorus Jones	RB	5-9	207	R-Jr.	El Paso, Texas / Burges	86	Jordan Harris	TE	6-4	268	Jr.	Pine Bluff, Ark. / Pine Bluff
22	Dante McClellan	LB	6-1	216	Fr.	Canton, Ohio / McKinley	87	Brett Norfleet	TE	6-6	260	Jr.	O'Fallon, Mo. / Francis Howell
24	Nick DeLoach Jr.	CB	6-0	187	R-So.	Cahokia, Ill. / Cahokia	88	Gavin Hoffman	TE	6-5	239	R-Fr.	Leawood, Kan. / Blue Valley Northwest / Iowa
25	Jason King	LB	6-1	227	Fr.	St. Louis, Mo. / De Smet Jesuit	88	Robert Meyer	K	6-3	180	Fr.	Colfax, Calif. / Colfax
26	Brady Hultman	LB	5-11	200	Jr.	St. Charles, Mo. / Francis Howell / Wyoming	89	Jude James	TE	6-2	236	R-Fr.	St. Charles, Mo. / Francis Howell
26	Shamar McNeil	CB	6-3	176	R-So.	Lauderhill, Fla. / American Heritage	90	Nate Johnson	DE	6-5	252	Jr.	Gaffney, S.C. / Gaffney / Appalachian State
28	Mark Manfred III	CB	6-1	175	Fr.	Marietta, Ga. / Sprayberry	91	Elias Williams	DT	6-3	270	R-Fr.	Tampa, Fla. / Hudson
29	Ahmad Hardy	RB	5-10	210	So.	Oma, Miss. / Lawrence County / Louisiana Monroe	92	Jason Dowell	DT	6-3	306	Fr.	Cahokia, Ill. / Althoff Catholic
29	Cameron Keys	CB	5-11	175	R-Fr.	Panama City, Fla. / A. Crawford Mosley	93	Daeden Hopkins	DE	6-6	243	Fr.	Hermann, Mo. / Hermann
30	CJ Bass III	S	6-2	209	Fr.	St. Louis, Mo. / East St. Louis Senior [Ill.]	94	Sam Williams	DT	6-3	295	R-So.	Hogansville, Ga. / Callaway
31	Anthony Favrow	RB	5-8	206	Sr.	San Clemente, Calif. / Olathe West [Kan.]	95	Jalen Marshall	DT	6-4	335	R-Jr.	Overland Park, Kan. / Saint Thomas Aquinas
31	Nasir Pogue	CB	6-2	199	Sr.	Montgomery, Ala. / Auburn HS / Troy	96	Aidan Dubbert	DE	6-2	246	Jr.	Columbia, Mo. / Rock Bridge
							97	Ryder Goodwin	K	6-0	190	R-So.	Bristow, Okla. / Bristow / NEO A&M

ROSTER BREAKDOWN

QUARTERBACKS [7]

14	Brett Brown	QB	6-1	185	R-Jr.	Brentwood, Tenn. / Battle Ground Academy
17	Kameron Eleby	QB	6-1	190	Fr.	Maryland Heights, Mo. / Pattonville
21	Sam Horn	QB	6-4	222	R-Jr.	Lawrenceville, Ga. / Collins Hill
15	Tommy Lock	QB	6-3	177	Gr.	Lee's Summit, Mo. / Lee's Summit
9	Beau Pribula	QB	6-2	212	Gr.	York, Pa. / Central York / Penn State
18	Essien Smith	QB	6-0	180	Fr.	Festus, Mo. / Festus
5	Matt Zollers	QB	6-4	214	Fr.	Royersford, Pa. / Spring-Ford

RUNNING BACKS [6]

7	Marquise Davis	RB	6-0	213	Fr.	Cleveland, Ohio / Cleveland Heights
31	Anthonyv Favrow	RB	5-8	206	Sr.	San Clemente, Calif. / Olathe West [Kan.]
29	Ahmad Hardy	RB	5-10	210	So.	Oma, Miss. / Lawrence County / Louisiana Monroe
16	Brendon Haygood	RB	5-10	190	Fr.	Wylie, Texas / Sachse
22	Tavorus Jones	RB	5-9	207	R-Jr.	El Paso, Texas / Burges
20	Jamal Roberts	RB	6-0	212	R-So.	St. Louis, Mo. / St. Mary's HS

TIGHT ENDS [7]

12	Vince Brown II	TE	6-6	240	R-Sr.	Matteson, Ill. / Rich Central / Colorado State
86	Jordon Harris	TE	6-4	268	Jr.	Pine Bluff, Ark. / Pine Bluff
88	Gavin Hoffman	TE	6-5	239	R-Fr.	Leawood, Kan. / Blue Valley Northwest / Iowa
89	Jude James	TE	6-2	236	R-Fr.	St. Charles, Mo. / Francis Howell
84	Adam Molitor	TE	6-6	221	So.	Minneapolis, Minn. / Totino-Grace
87	Brett Norfleet	TE	6-6	260	Jr.	O'Fallon, Mo./ Francis Howell
85	Dakotah Terrell	TE	6-8	220	Fr.	Pocola, Okla. / Pocola

WIDE RECEIVERS [13]

10	Daniel Blood	WR	5-10	191	Jr.	Destrehan, La. / Destrehan
80	Jayden Bolton	WR	6-3	193	Sr.	Frisco, Texas / Lone Star / UMHB
3	Kevin Coleman Jr.	WR	5-11	180	Sr.	St. Louis, Mo. / St. Mary's HS / Mississippi State
81	Noah Flaskamp	WR	6-1	203	Jr.	Collierville, Tenn. / Collierville
11	DaMarion Fowlkes	WR	5-9	184	Fr.	Montgomery Village, Md. / Our Lady of Good Counsel
2	Marquis Johnson	WR	5-11	190	Jr.	Dickinson, Texas / Dickinson
6	Xavier Loyd	WR	6-2	196	Gr.	Blue Springs, Mo. / Blue Springs / Illinois State
4	James Madison II	WR	6-3	210	R-Fr.	Kansas City, Mo. / St. Thomas Aquinas [Fla.]
0	Joshua Manning	WR	6-2	213	Jr.	Lee's Summit, Mo. / Lee's Summit
82	Logan Muckey	WR	6-0	199	Gr.	Lee's Summit, Mo. / Lee's Summit North
1	Donovan Olugbode	WR	6-2	207	Fr.	Chicago, Ill. / IMG Academy [Fla.]
39	Cameron Pitts	WR	6-0	160	Fr.	Chicago, Ill. / Christ The King Jesuit
8	Shaun Terry II	WR	5-11	175	Fr.	Ironton, Ohio / Ironton
32	Gavin Wyatt	WR	5-10	180	R-Jr.	Warrensburg, Mo. / Warrensburg / William Jewell

OFFENSIVE LINE [19]

50	Jaylen Early	OL	6-4	321	R-Sr.	Duncanville, Texas / Duncanville / Florida State
54	Henry Fenuku	OL	6-3	298	Fr.	Fort Worth, Texas / North Crowley
56	Dominick Giudice	OL	6-4	312	Gr.	Freehold, N.J. / Mater Dei / Michigan
70	Cayden Green	OL	6-5	324	Jr.	Lee's Summit, Mo. / Lee's Summit North / Oklahoma
74	Whit Hafer,	OL	6-6	301	R-Fr.	Joplin, Mo. / Joplin
68	Keiton Jones	OL	6-4	333	Fr.	Coffeyville, Kan. / Field Kindley Memorial
71	Ryan Jostes	OL	6-6	317	R-Fr.	Washington, Mo. / Washington HS
76	Jack Lange	OL	6-8	305	Fr.	Eureka, Mo. / Eureka
65	Henry McDermott	OL	6-5	308	Sr.	Webster Groves, Mo. / Webster Groves
63	Chace Missouri	OL	6-0	300	R-Fr.	McDonough, Ga. / Eagle's Landing Christian Academy
77	Curtis Peagler	OL	6-4	338	R-Jr.	Demopolis, Ala. / Demopolis
66	Logan Reichert	OL	6-6	344	R-So.	Kansas City, Mo. / Raytown
75	Jayven Richardson	OL	6-6	313	R-Jr.	Baton Rouge, La. / East Ascension / Hutchinson CC
64	Joe Schranz	OL	6-3	280	Fr.	Kearney, Mo. / Kearney
78	Brandon Solis	OL	6-7	301	R-So.	Nashville, Tenn. / David Lipscomb Academy
55	Connor Tollison	OL	6-4	290	Gr.	Jackson, Mo. / Jackson
79	Keagen Trost	OL	6-4	316	Gr.	Kankakee, Ill. / Kankakee / Wake Forest
60	Johnny Williams IV	OL	6-7	327	R-So.	Macon, Ga. / Northeast / West Virginia
73	Tristan Wilson	OL	6-4	302	R-Jr.	Lebanon, Mo. / Lebanon

RETURNING/LOST

STARTERS RETURNING [4]

OL	Cayden Green
WR	Josh Manning [7]
TE	Brett Norfleet [8]
OL	Connor Tollison [9]

STARTERS LOST [7]

WR	Luther Burden III [10]
LT	Marcus Bryant
QB	Brady Cook [12]
RG	Cam'Ron Johnson [12]
RT	Armand Membou [12]
RB	Nate Noel [11]
WR	Theo Wease Jr.

LETTERWINNERS RETURNING [14]

WR	Daniel Blood
OL	Cayden Green
TE	Jordon Harris
WR	Marquis Johnson
RB	Tavorus Jones
WR	Josh Manning
WR	Logan Muckey
TE	Brett Norfleet
OL	Curtis Peagler
OL	Logan Reichert
OL	Jayven Richardson
RB	Jamal Roberts
OL	Connor Tollison
OL	Tristan Wilson

LETTERWINNERS LOST [15]

QB	JR Blood
OL	Marcus Bryant
WR	Luther Burden III
RB	Marcus Carroll
QB	Brady Cook
WR	Mookie Cooper
OL	Drake Heismeyer
OL	Cam'Ron Johnson
OL	Armand Membou
WR	Mekhi Miller
RB	Nate Noel
QB	Drew Pyne
TE	Tyler Stephens
OL	Mitchell Walters
WR	Theo Wease Jr.

CORNERBACKS (8)

24	Nick DeLoach Jr.,	CB	6-0	187	R-So.	Cahokia, Ill. / Cahokia
0	Stephen Hall	CB	6-0	202	R-Sr.	Memphis, Tenn. / Olive Branch / Washington State
29	Cameron Keys	CB	5-11	175	R-Fr.	Panama City, Fla. / A. Crawford Mosley
28	Mark Manfred III	CB	6-1	175	Fr.	Marietta, Ga. / Sprayberry
26	Shamar McNeil	CB	6-3	176	R-So.	Lauderhill, Fla. / American Heritage
12	Drey Norwood	CB	6-0	187	R-Sr.	Fort Smith, Ark. / Northside / Texas A&M
31	Nasir Pogue	CB	6-2	199	Sr.	Montgomery, Ala. / Auburn HS / Troy
2	Toriano Pride Jr.	CB	5-11	188	Sr.	St. Louis, Mo. / East St. Louis Senior [III.] / Clemson

SAFETIES (10)

15	Santana Banner	S	6-3	210	R-So.	Flint, Mich. / Mountain View [Ga.] / Northern Illinois
30	CJ Bass III	S	6-2	209	Fr.	St. Louis, Mo. / East St. Louis Senior [III.]
13	Daylan Carnell	S	6-2	225	Gr.	Indianapolis, Ind. / Ben Davis
6	Jalen Catalon	S	5-10	200	Gr.	Mansfield, Texas / Mansfield Legacy / UNLV
1	Marvin Burks Jr.	S	6-1	204	Jr.	St. Louis, Mo. / Cardinal Ritter
4	Trajen Greco	S	5-11	193	So.	Buford, Ga. / Mill Creek
34	Jackson Hancock	S	6-0	196	R-Fr.	Canton, Ga. / Sequoyah
32	Maddux Hermestroff	S	6-0	188	Fr.	Mundelein, Ill. / Mundelein
3	Mose Phillips III	S	6-2	200	Jr.	Nashville, Tenn. / Cane Ridge / Virginia Tech
41	Rico Merriweather	S	5-11	195	Jr.	St. Louis, Mo. / Lutheran North

DEFENSIVE TACKLES (10)

55	Justin Bodford	DT	6-0	289	R-Fr.	Plantation, Fla. / St. Thomas Aquinas
92	Jason Dowell	DT	6-3	306	Fr.	Cahokia, Ill. / Althoff Catholic
99	Jadon Frick	DT	6-0	265	So.	Orlando, Fla. / Boone
33	Marquis Gracial	DT	6-4	322	R-Jr.	St. Louis, Mo. / St. Charles
81	Bralen Henderson	DT	6-2	293	Gr.	Pittsburgh, Pa. / Central Catholic / Ohio
95	Jalen Marshall	DT	6-4	335	R-Jr.	Overland Park, Kan. / Saint Thomas Aquinas
7	Chris McClellan	DT	6-4	323	Sr.	North Tulsa, Okla. / Owasso / Florida
10	Sterling Webb	DT	6-1	285	Sr.	St. Louis, Mo. / Westminster Christian / New Mexico State
91	Elias Williams	DT	6-3	270	R-Fr.	Tampa, Fla. / Hudson
94	Sam Williams	DT	6-3	300	R-So.	Hogansville, Ga. / Callaway

DEFENSIVE ENDS (9)

96	Aidan Dubbert	DE	6-2	242	Jr.	Columbia, Mo. / Rock Bridge
49	Garrett Flesner	DE	6-3	268	Jr.	Quincy, Ill. / Quincy Notre Dame
16	Javion Hilson	DE	6-4	240	Fr.	Cocoa, Fla. / Cocoa
93	Daeden Hopkins	DE	6-6	237	Fr.	Hermann, Mo. / Hermann
90	Nate Johnson	DE	6-5	252	Jr.	Gaffney, S.C. / Gaffney / Appalachian State
11	Langden Kitchen	DE	6-6	264	Jr.	Huntsville, Mo. / Westran / Northwest Missouri State
19	Darris Smith	DE	6-5	240	R-Jr.	Baxley, Ga. / Appling County / Georgia
8	Damon Wilson II	DE	6-4	250	Jr.	Venice, Fla. / Venice / Georgia
9	Zion Young	DE	6-5	262	Sr.	Atlanta, Ga. / Westlake / Michigan State

LINEBACKERS (11)

18	Jeremiah Beasley	LB	6-0	237	So.	Detroit, Mich. / Belleville / Michigan
46	Jackson Daily	LB	6-1	234	So.	Alma, Ark. / Alma
17	Brian Huff	LB	6-2	218	R-Fr.	Jonesboro, Ark. / Valley View
26	Brady Hultman	LB	5-11	200	Jr.	St. Charles, Mo. / Francis Howell / Wyoming
5	Khalil Jacobs	LB	6-1	228	Sr.	Jackson, Miss. / Niceville [Fla.] / South Alabama
25	Jason King	LB	6-1	227	Fr.	St. Louis, Mo. / De Smet Jesuit
22	Dante McClellan	LB	6-1	216	Fr.	Canton, Ohio / McKinley
14	Triston Newson	LB	6-2	230	Gr.	Independence, Miss. / Independence / NE Mississippi CC
53	Tommy Reese	LB	6-0	217	Jr.	Newport Beach, Calif. / Mission Viejo
20	Nicholas Rodriguez	LB	6-0	215	So.	Miami, Fla. / St. Thomas Aquinas
40	Josiah Trotter	LB	6-2	237	R-So.	Philadelphia, Pa. / Saint Joseph's Prep / West Virginia

SPECIALISTS (9)

19	Blake Craig	K	5-11	205	R-So.	Kansas City, Mo. / Liberty North
97	Ryder Goodwin	K	6-0	190	R-So.	Bristow, Okla. / Bristow / NEO A&M
88	Robert Meyer	K	6-3	180	Fr.	Colfax, Calif. / Colfax
48	Oliver Robbins	K	5-10	175	So.	Palm Beach Gardens, Fla. / Dwyer / Florida Memorial
43	John Butcher	P	6-1	217	Jr.	San Diego, Calif. / Grossmont HS / Grossmont CC
45	Connor Weselman	P	6-3	225	Gr.	Atlanta, Ga. / The Westminster School / Stanford
38	Henry Crosby	LS	6-2	175	Fr.	Memphis, Tenn. / Evangelical Christian School
36	Sean Gross	LS	6-0	190	Fr.	St. Louis, Mo. / Westminster Christian Academy
51	Brett Le Blanc	LS	6-1	214	Jr.	Elkhorn, Wis. / Elkhorn Area

DEF. RETURNING/LOST

STARTERS RETURNING (7)

S	Marvin Burks Jr.
S	Daylan Carnell [12]
CB	Nick DeLoach Jr. [7]
DT	Chris McClellan [9]
LB	Triston Newson [12]
CB	Drey Norwood
DE	Zion Young

STARTERS LOST (4)

S	Joseph Charleston [11]
LB	Corey Flagg Jr. [7]
DE	Johnny Walker Jr.
DT	Kristian Williams

LETTERWINNERS RETURNING (18)

LB	Jeremiah Beasley
S	Marvin Burks
S	Daylan Carnell
CB	Nick DeLoach Jr.
DT	Marquis Gracial
S	Trajen Greco
LB	Brady Hultman
LB	Khalil Jacobs
DT	Jalen Marshall
DT	Chris McLellan
CB	Shamar McNeil
LB	Triston Newson
CB	Drey Norwood
CB	Toriano Pride Jr.
LB	Nicholas Rodriguez
DT	Sterling Webb
DT	Sam Williams
DE	Zion Young

LETTERWINNERS LOST (13)

S	Joseph Charleston
LB	Corey Flagg Jr.
LB	Chuck Hicks
S	Tre'Vez Johnson
DE	Eddie Kelly Jr.
LB	Brayshaw Littlejohn
DE	Joe Moore
LB	Will Norris
S	Phillip Roche
DE	Johnny Walker Jr.
CB	Ja'Marion Wayne
DT	Kristian Williams
S	Sidney Williams Sr.

ST RETURNING/LOST

STARTERS RETURNING (7)

K	Blake Craig
LS	Brett LeBlanc

STARTERS LOST (7)

P	Luke Bauer
LS	Trey Flint

LETTERWINNERS RETURNING (2)

K	Blake Craig
LS	Brett LeBlanc

LETTERWINNERS LOST (2)

P	Luke Bauer
LS	Trey Flint

## HEAD COACH

## ELI DRINKWITZ

SIXTH YEAR • ARKANSAS TECH '04

A winner at every stage of his career, **Eli Drinkwitz** – considered one of college football's top offensive minds – was introduced as the University of Missouri's 33rd football head coach in December 2019. The 2025 campaign will mark his sixth running the Tigers' program and seventh season overall as a head coach.

With over 25 years of experience, Drinkwitz has coached in 12 bowl games, including the 2011 BCS National Championship game, and mentored 55 student-athletes to all-conference honors. He's helped develop seven All-Americans and worked with 19 National Football League (NFL) draft selections while as a head coach. Additionally, he's produced seven 1,000-yard rushers, five 3,000-yard passers and five 1,000-yard receivers throughout his career as a head coach and coordinator. During four of those years (2015, 2017, 2018 and 2023) his offenses produced at least one in each category.

The 2023 Associated Press SEC Coach of the Year and Bear Bryant Award finalist, Drinkwitz brings a 38-24 record at MU (five seasons) and 50-25 overall mark as a head coach into the 2025 campaign. Under his guidance, the Tigers have earned bowl berths in each of his first five seasons in Columbia, joining Warren Powers (1978-81) as one of only two MU head coaches to achieve the feat.

Under Drinkwitz's leadership, Mizzou produced its highest-ranked recruiting classes: 2021 No. 20, 2022 No. 15 (per 247), the No. 1 wide receiver in the 2022 class (Burden), the nation's top player in the 2024 class (Nwaneri), the No. 16 class in 2025 (On3) for five straight Top 25 ranked classes.

The 2024 Tigers put together a 10-3 season that saw MU finish the season at No. 22 in the Associated Press poll. The double-digit wins campaign was the second straight for the program. Mizzou went 5-3 in SEC games (11-5 in SEC games over the last two seasons). The Tigers defeated Iowa 27-24 to win the Music City Bowl to cap the season.

Mizzou's track record of player development success was on full display at the 2025 NFL Draft, with three Tigers selected. Armand Membou became MU's latest first-round selection, going No. 7 overall to the New York Jets. Membou was the 22nd Mizzou player to be drafted in the first round. Luther Burden III heard his name called the next night, going in the second round (39th overall) to the Chicago Bears. Marcus Bryant was taken in the seventh round by the New England Patriots.

The 2023 Tigers put together an 11-2 season that saw MU move into the Top 10 of all three national polls. The double-digit wins campaign was the first since 2014. Mizzou went 6-2 in SEC games, won both the Mayor's Cup over South Carolina and Battle Line Rivalry over Arkansas and qualified for its first New Year's Six bowl and defeated Ohio State in the Goodyear Cotton Bowl.

The 2022 season showcased a much-improved defense, ranked fourth in the Southeastern Conference and 34th nationally by allowing just 340.8 yards per game, 93.8 less than in 2021. Freshman phenom Luther Burden III took no time making his mark at the college level. The St. Louis native became the first true freshman since 2008 to record two receiving touchdowns, two rushing touchdowns, and a punt-return touchdown in the same season. Burden III's eight scores from scrimmage were second amongst SEC true freshmen (Ole Miss' Quinshon Judkins) and led true freshmen receivers nationally.

The 2021 season saw Tyler Badie set the school's single-season record for rushing yards (1,604). His 14 touchdowns in 12 games are ninth on Mizzou's single-season and top-10 list. He was a CoSIDA Academic All-American, the SEC Football Scholar-Athlete of the Year (Mizzou's first-ever), first-team All-SEC and was named to multiple All-America teams.

In 2020, the Tigers overcame an 0-2 start to win five of their last eight games despite playing with less than 60 scholarship players for over half of those contests. Picked to finish sixth in the SEC East Division by many preseason pundits and projected to win only two or three games at most against the All-SEC schedule, the Tigers' five SEC wins were their second-most ever behind a pair of 7-1 marks during back-to-back SEC East crowns in 2013 and 2014.

Of the SEC's four new head coaches to begin work in the nation's toughest conference in 2020, Drinkwitz's 5-5 regular-season record was the league's best, ahead of Ole Miss' Lane Kiffin (4-5), Mississippi State's Mike Leach (3-7) and Arkansas' Sam Pittman (3-7). Drinkwitz took over the Tigers program



following an impressive 2019 season at Appalachian State that saw the 20th-ranked Mountaineers win the Sun Belt Conference title en route to a 12-1 record.

Drinkwitz graduated magna cum laude and was the student body president at Arkansas Tech (bachelor's, education) before beginning his coaching career at the prep level in his hometown of Alma, Ark., in 2005. He and his wife, Lindsey (Sivils), have four daughters: Addison, Emerson, Ella and Parker Lynn.

## THE DRINKWITZ FILE



## PERSONAL INFORMATION

**Born:** April 12, 1983**Hometown:** Alma, Ark.**Wife:** Lindsey (Sivils)**Children:** Addison, Emerson, Ella and Parker Lynn**Education:** Arkansas Tech (2004)**Year in Coaching:** 21st**Twitter** @CoachDrinkwitz**Instagram** @EliahDrinkwitz

## COACHING CAREER

YEAR	SCHOOL	POSITION
2005	Alma HS (Ark.)	Assistant
2006-09	Springdale HS (Ark.)	Offensive Coordinator
2010-11	Auburn	Quality Control Assistant
2012	Arkansas State	Running Backs
2013	Arkansas State	Co-Offensive Coordinator/RBs
2014	Boise State	Tight Ends
2015	Boise State	Offensive Coordinator/QBs
2016-18	NC State	Offensive Coordinator/QBs
2019	Appalachian State	Head Coach
2020-pres.	Missouri	Head Coach

## DRINKWITZ'S HEAD COACHING RECORD


YEAR	SCHOOL	OVERALL	CONFERENCE	NOTABLE
2019	Appalachian State	12-1	7-1	Sun Belt Champs / New Orleans Bowl (didn't coach)
2020	Mizzou	5-5	5-5	Music City Bowl (no game)
2021	Mizzou	6-7	3-5	Armed Forces Bowl
2022	Mizzou	6-7	3-5	Gasparilla Bowl
2023	Mizzou	11-2	6-2	Cotton Bowl
2024	Mizzou	10-3	5-3	Music City Bowl
2025	Mizzou	6-1	2-1	
<b>TOTALS</b>	<b>MIZZOU (6 SEASONS)</b>	<b>44-25 (.638)</b>	<b>24-21 (.533)</b>	-
	<b>OVERALL (7 SEASONS)</b>	<b>56-26 (.683)</b>	<b>31-22 (.585)</b>	-

## COACHING STAFF

**COREY BATOON****DEFENSIVE COORDINATOR**


SECOND SEASON • LONG BEACH STATE '91

- Entering second season as Mizzou's defensive coordinator after previously performing the same role at South Alabama and Hawai'i.
- Mizzou went from 33rd and 47th in third down conversion percentage defense the two previous seasons, respectively, to fifth nationally in 2024 while ranking 17th in total defense.
- A two-time Broyles Award nominee, Batoon brings a total of 33 years of coaching experience to Mizzou, including 11 bowl games and three conference/division titles at the collegiate level.

**COACHING BOOTH****ERIK LINK****SPECIAL TEAMS COORDINATOR**

SIXTH SEASON • DRAKE '03

- A 20-year coaching veteran, Link has coordinated the Tigers' special teams since his arrival in 2019.
- Link has mentored nine student-athletes to postseason honors, including 2021 All-America kicker Harrison Mevis.
- Link also mentored Blake Craig during his first year as the Tigers' primary kicker in 2024 - as he booted six 50+ yard field goals.
- Part of four-straight conference championship-winning staffs, including a BCS National Championship with Auburn (2010).

**FIELD****KIRBY MOORE****OFFENSIVE COORDINATOR**

THIRD SEASON • BOISE STATE '12

- Former Boise State standout who came to Columbia in January 2023 after six years in various roles at Fresno State, including the Bulldogs' OC in 2022.
- During his tenure at Fresno, the Bulldogs topped the 4,600-yard mark in total offense five times.
- Mentored QB Brady Cook to an illustrious career, including 2023 Goodyear Cotton Bowl Offensive MVP and 2024 TransPerfect Music City Bowl honors. Under two years with Moore's guidance, Cook completed 445-of-690 (.645) passes for 5,852 yards with 32 touchdowns. The Tigers went 21-5 during that stretch.

**COACHING BOOTH****AL POGUE****ASSISTANT HEAD COACH/ CORNERBACKS**


FOURTH SEASON • ALABAMA STATE '98

- Joined the Tigers' staff in 2022 following stints at Troy, Auburn and West Virginia.
- In his first season in Columbia, helped engineer a defensive turnaround that saw Mizzou rank fourth in the SEC and 33rd nationally in total defense. In 2024, the Tigers improved to the No. 17 total defense in the country.
- Troy led the nation in red zone defense in 2017, as the Trojans won the Sun Belt while eclipsing the school record for wins.

**FIELD****DAVID BLACKWELL****DEFENSIVE TACKLES**


SECOND SEASON • EAST CAROLINA '97

- Elevated to his current role in 2024, Blackwell boasts 30 years of collegiate coaching experience across 10 different schools, including 11 years as a defensive coordinator at Louisiana Tech.
- During his final season in Ruston, La., his defense ranked No. 1 in Conference USA and 18th nationally in fourth down conversion defense (.400).

**FIELD****DERHAM CATO****TIGHT ENDS**


THIRD SEASON • DARTMOUTH '05

- Helped coach tight end Brett Norfleet to 26 receptions for 235 yards and a pair of touchdowns, ranking third on the squad, while accumulating the fourth-most receiving yards on the team IN 2024.
- While at Washington, he mentored All Pac-12 first team tight end Cade Otton who earned an invite to the Senior Bowl before being selected in the fourth round of the NFL Draft.

**FIELD****BRIAN EARLY****DEFENSIVE EDGE**


SECOND SEASON • ARKANSAS-MONTICELLO '94

- A veteran with more than 30 years of coaching experience spanning high school and the FBS level, Early's unit made an immediate impact during in his first season in Columbia.
- During his time with the Cougars, six of Early's student-athletes made active NFL rosters, including four NFL Draft picks and two free agent signees.
- A 2017 Broyles Award nominee, he also made stops at Arkansas State and Arkansas before his time at Houston.

**FIELD****SEAN GLEESON****QUARTERBACKS**

SECOND SEASON • WILLIAMS '07

- Gleeson mentored two NFL draft picks, Bo Melton (Seahawks) and Isaiah Pacheco (Chiefs), and was named a candidate for the 2020 Broyles Award while at Rutgers.
- At Oklahoma State in 2019 as the offensive coordinator and quarterbacks coach, the offense averaged 32.5 points (36th nationally) and 453.9 yards (22nd nationally) per game with two ranked wins and a berth in the 2019 Texas Bowl.
- Additionally, he mentored Big 12 Offensive Player of the Year, Da'Quan Walker Award finalist and consensus All-American Chuba Hubbard.

**COACHING BOOTH****BRANDON JONES****OFFENSIVE LINE**

THIRD SEASON • TEXAS TECH '06

- Jones joined the Mizzou coaching staff in April 2023 after helping develop successful offensive line units at Texas Tech, Cal and East Carolina.
- In just two years, Jones has coached three Tiger offensive linemen that have gone on to be selected in the NFL Draft, including first round pick Armand Membou in 2025. After being chosen seventh overall, Membou tied former Tiger Aldon Smith (2022) as the third-highest NFL Draft pick in Mizzou's history.

**FIELD****CURTIS LUPER****RUNNING BACKS**

SIXTH SEASON • STEPHEN F. AUSTIN '96

- A 28-year coaching veteran who came to Mizzou in 2019.
- Luper joined the Tigers' staff after notable stops at TCU, Auburn and Oklahoma State.
- At Mizzou, Luper has mentored six Tigers to 700-plus rushing yards in a season, including three 1,000-yard rushers: Rountree III (1,019 in 2020), Badie (program-record 1,669 in 2021), and Cody Schrader (new record 1,654 in 2023).
- Recruited the likes of Heisman Trophy-winner Cam Newton, and notable NFL Pro Bowlers Dez Bryant and Russell Okung.

**FIELD****DEREK NICHOLSON****LINEBACKERS**

FIRST SEASON • FLORIDA STATE '08

- Comes to Columbia after a two-year stint at the University of Miami as the Hurricanes linebackers coach before being elevated to the co-defensive coordinator and linebackers coach in 2024.
- Had a hand in the development of two-time Second Team All-ACC linebacker Francisco Mauigoa, who led the Hurricanes in tackles (82 and 96) and tackles for loss (18.0 and 11.0) in 2023 and 2024, respectively.

**FIELD****JACOB PEELER****WIDE RECEIVERS/ RECRUITING COORDINATOR**

FOURTH SEASON • LOUISIANA TECH '07

- Came to Mizzou after stops on the offensive staffs at Texas State, Ole Miss and Cal.
- Helped sign and develop 5-star WR and Biletnikoff Award semifinalist Luther Burden III who was drafted 39th overall by the Chicago Bears in 2025 after an illustrious career at Mizzou.
- At Ole Miss, Peeler mentored a pair of NFL standouts in Philadelphia's A.J. Brown and Seattle's D.K. Metcalf.
- During his time at Cal, the offense ranked among the top 10 in the nation in passing, top 15 in total offense and top 25 in scoring for three-straight seasons.

**FIELD****JACOB YORO****SAFETIES**

SECOND SEASON • HAWAII '08

- Yoro boasts over two decades of coaching experience on the FBS, FCS, Division III, NAIA and high school levels.
- In his first season in Columbia, Yoro assisted defensive coordinator Corey Batoon in taking Mizzou from 47th and 47th nationally the two previous seasons in passing yards allowed to 18th in the country. Additionally, the Tigers improved to No. 5 nationally in third down conversion percentage defense.
- Helped Hawai'i to a program-record four consecutive bowl appearances.

**FIELD**

GAME-BY-GAME CAPSULES



CENTRAL ARKANSAS

AUGUST 28, 2025

MEMORIAL STADIUM

	1	2	3	4	-	F
Central Arkansas	0	0	0	6	-	6
Missouri	9	17	14	21	-	61

SCORING PLAYS

1st	11:06	MIZ	Johnson 49 yd pass from Pribula (rush failed)
			4-64, 2:12, MIZ 6 - UCA 0
	2:22	MIZ	Craig 49 yd FG
			10-50, 4:29, MIZ 9 - UCA 0
2nd	9:33	MIZ	Craig 55 yd FG
			14-35, 6:05, MIZ 12 - UCA 0
	6:48	MIZ	Pribula 31 yd rush (Craig PAT)
			2-33, 0:53, MIZ 19 - UCA 0
	0:08	MIZ	Norfleet 1 yd pass from Pribula (Craig PAT)
			15-99, 3:30, MIZ 26 - UCA 0
3rd	11:23	MIZ	Hardy 4 yd rush (Craig PAT)
			7-85, 3:27, MIZ 33 - UCA 0
	4:54	MIZ	Pribula 1 yd rush (Meyer PAT)
			7-99, 3:09, MIZ 40 - UCA 0
4th	11:05	MIZ	James 40 yd pass from Zollers (Meyer PAT)
			4-54, 1:51, MIZ 47 - UCA 0
	7:32	MIZ	David 3 yd rush (Meyer PAT)
			4-14, 2:00, MIZ 54 - UCA 0
	2:48	MIZ	McClellan 83 yd int. return (Meyer PAT)
			MIZ 61 - UCA 0
	0:22	UCA	Smith 3 yd pass from Richesson (rush failed)
			10-63, 2:21, MIZ 61 - UCA 6

	MIZ	UCA
1st Downs.....	25	15
3rd down efficiency .....	9-13	2-13
4th down efficiency.....	1-1	1-1
Total Yards.....	560	227
Passing .....	341	73
Comp-Att.....	26-31	13-23
Yards per pass .....	11.0	3.2
Interceptions thrown.....	0	1
Rushing.....	219	154
Rushing Attempts .....	38	39
Yards per rush.....	5.8	3.9
Penalties.....	8-70	5-60
Turnovers.....	0	2
Fumbles lost.....	0	1
Interceptions thrown.....	0	1
Possession.....	30:09	29:51

LEADERS

RUSHING	A	Y	TD	LG	AVG
MIZ Hardy	10	100	1	44	10.0
UCA Chambers	15	63	0	10	4.2

PASSING	C-A-I	Y	TD	LG	SCK
MIZ Pribula	23-28-0	283	2	49	1
UCA Richesson	13-23-1	73	1	14	2

RECEIVING	R	Y	YAC	TD	LG
MIZ Johnson	5	134	17	1	49
UCA Henry	3	18	15	0	9

TACKLES	S	A	TOT	TFL	SCK	INT
MIZ Trotter	5	3	8	1.0	0.0	0
MIZ Beasley	7	0	7	0.0	0.0	0
UCA Williams	5	3	8	0.0	0.0	0
UCA Land	4	3	7	0.0	0.0	0



KANSAS

SEPTEMBER 6, 2025

MEMORIAL STADIUM

	1	2	3	4	-	F
Kansas	21	0	3	7	-	31
Missouri	6	15	7	14	-	42

SCORING PLAYS

1st	10:53	MIZ	Hardy 32 yd rush (PAT blocked)
			5-71, 2:09, MIZ 6 - KU 0
	8:09	KU	Hanika 15 yd pass from Daniels (Marjan PAT)
			7-62, 2:41, MIZ 6 - KU 7
	6:53	KU	Alexander 28 yd fumble recovery (Marjan PAT)
			MIZ 6 - KU 14
	2:13	KU	Daniels 1 yd rush (Marjan PAT)
			6-53, 2:33, MIZ 6 - KU 21
2nd	10:10	MIZ	Coleman Jr. 3 yd pass from Pribula (Meyer PAT)
			15-75, 7:03, MIZ 13 - KU 21
	9:49	MIZ	Safety
			MIZ 15 - KU 21
	1:03	MIZ	Meyer 25 yd FG
			17-63, 8:40, MIZ 18 - KU 21
	0:00	MIZ	Meyer 20 yd FG
			4-84, 0:28, MIZ 21 - KU 21
3rd	5:48	KU	Marjan 26 yd FG
			11-53, 4:29, MIZ 21 - KU 24
	0:24	MIZ	Norfleet 11 yd pass from Pribula (Meyer PAT)
			12-75, 5:24, MIZ 28 - KU 24
4th	8:45	KU	Hanika 6 yd pass from Pribula (Marjan PAT)
			8-92, 3:51, MIZ 28 - KU 31
	4:14	MIZ	Norfleet 27 yd pass from Pribula (Meyer PAT)
			10-75, 4:31, MIZ 35 - KU 31
	1:49	MIZ	Roberts 63 yd rush (Meyer PAT)
			3-75, 0:56, MIZ 42 - KU 31

	MIZ	KU
1st Downs.....	28	13
3rd down efficiency .....	10-19	3-11
4th down efficiency.....	4-5	2-2
Total Yards.....	595	226
Passing .....	334	223
Comp-Att.....	30-39	18-30
Yards per pass .....	7.4	8.6
Interceptions thrown.....	0	1
Rushing.....	261	3
Rushing Attempts .....	47	19
Yards per rush.....	5.6	0.2
Penalties.....	7-70	2-10
Turnovers.....	1	1
Fumbles lost.....	1	0
Interceptions thrown.....	0	1
Possession.....	40:27	19:33

LEADERS

RUSHING	A	Y	TD	LG	AVG
MIZ Roberts	13	143	1	63	11.0
KU Daniels	10	17	1	19	1.7

PASSING	C-A-I	Y	TD	LG	SCK
MIZ Pribula	30-39-0	334	3	50	4
KU Daniels	18-30-1	223	2	50	3

RECEIVING	R	Y	YAC	TD	LG
MIZ Coleman Jr.	10	126		1	50
KU Hanika	6	74		2	24

TACKLES	S	A	TOT	TFL	SCK	INT
MIZ Catalon	3	3	6	0.0	0.0	0
MIZ Trotter	2	3	5	2.0	0.0	0
KU Lathan	5	8	13	0.5	0.5	0
KU Rawls	4	6	10	0.0	0.0	0



LOUISIANA

SEPTEMBER 13, 2025

MEMORIAL STADIUM

	1	2	3	4	-	F
Louisiana	0	10	0	0	-	10
Missouri	14	24	7	7	-	52

SCORING PLAYS

1st	8:26	MIZ	Hardy 7 yd rush (Meyer PAT)
			10-73, 5:17, MIZ 7 - UL 0
	2:38	MIZ	Johnson 11 yd pass from Pribula (Meyer PAT)
			8-60, 4:30, MIZ 14 - UL 0
2nd	14:18	MIZ	Pribula 14 yd rush (Meyer PAT)
			4-59, 1:21, MIZ 21 - UL 0
	10:31	MIZ	Roberts 39 yd pass from Pribula (Meyer PAT)
			5-74, 2:04, MIZ 28 - UL 0
	6:22	UL	Sterner 34 yd FG
			4-5, 1:59, MIZ 28 - UL 3
	5:41	MIZ	Hardy 71 yd rush (Meyer PAT)
			2-72, 0:34, MIZ 35 - UL 3
	3:27	UL	Perry 84 yd rush (Sterner PAT)
			1-84, 0:14, MIZ 35 - UL 10
	0:00	MIZ	Meyer 22 yd FG
			14-71, 3:27, MIZ 38 - UL 10
3rd	10:02	MIZ	Hardy 7 yd rush (Meyer PAT)
			10-75, 4:58, MIZ 45 - UL 10
4th	7:02	MIZ	Davis 2 yd rush (Meyer PAT)
			17-73, 10:43, MIZ 52 - UL 10

	MIZ	UL
1st Downs.....	32	4
3rd down efficiency .....	9-13	1-11
4th down efficiency.....	1-1	0-0
Total Yards.....	606	121
Passing .....	179	4
Comp-Att.....	17-24	2-14
Yards per pass .....	7.5	0.3
Interceptions thrown.....	1	0
Rushing.....	427	117
Rushing Attempts .....	62	22
Yards per rush.....	6.9	5.3
Penalties.....	3-35	6-32
Turnovers.....	1	0
Fumbles lost.....	0	0
Interceptions thrown.....	1	0
Possession.....	42:51	17:09

LEADERS

RUSHING	A	Y	TD	LG	AVG
MIZ Hardy	22	250	3	71	11.4
UL Perry	5	86	1	84	17.2

PASSING	C-A-I	Y	TD	LG	SCK
MIZ Pribula	15-22-1	174	2	39	2
UL Beale	1-8-0	5	0	5	2

RECEIVING	R	Y	YAC	TD	LG
MIZ Coleman Jr.	8	84	80	0	20
UL Jensen	1	5	2	0	5

TACKLES	S	A	TOT	TFL	SCK	INT
MIZ Wilson II	1	3	4	1.0	1.0	0
MIZ Young	2	1	3	2.0	0.0	0
UL Dugger	3	8	11	2.0	1.0	0
UL Skipper	5	3	8	0.0	0.0	0

SOUTH CAROLINA

SEPTEMBER 20, 2025

MEMORIAL STADIUM

1

2

3

4

-

F

South Carolina

0

14

6

0

-

20

Missouri

0

12

6

11

-

29

SCORING PLAYS

2nd 14:24 MIZ Manning 8 yd pass from Pribula [PAT missed]  
9-99, 4:38, MIZ 6 - USC 0

11:26 USC Jacobs 49 yd pass from Sellers [Joyce PAT]  
6-67, 2:52, MIZ 6 - USC 7

5:54 MIZ Meyer 23 yd FG  
11-60, 5:32, MIZ 9 - USC 7

2:31 USC Rowe Jr. 24 yd pass from Sellers [Joyce PAT]  
4-70, 1:15, MIZ 9 - USC 14

0:17 MIZ Meyer 22 yd FG  
11-71, 2:14, MIZ 12 - USC 14

3rd 8:27 USC Joyce 32 yd FG  
8-49, 4:23, MIZ 12 - USC 17

5:34 MIZ Hardy 5 yd rush [Roberts rush failed]  
6-75, 2:53, MIZ 18 - USC 17

0:18 USC Joyce 36 yd FG  
9-56, 5:10, MIZ 18 - USC 20

4th 9:32 MIZ Roberts 16 yd rush [Pribula rush]  
10-75, 5:46, MIZ 26 - USC 20

1:34 MIZ Meyer 40 yd FG  
10-57, 3:29, MIZ 29 - USC 20

MIZ

USC

1st Downs2915

3rd down efficiency7-133-11

4th down efficiency0-00-1

Total Yards456293

Passing171302

Comp-Att16-2718-28

Yards per pass6.310.8

Interceptions thrown10

Rushing285-9

Rushing Attempts4822

Yards per rush5.9-0.4

Penalties5-5414-98

Turnovers10

Fumbles lost00

Interceptions thrown10

Possession35:3424:43

LEADERS

RUSHING

A

Y

TD

LG

AVG

MIZ Hardy

22

138

1

38

6.3

USC Fuller

2

7

0

6

3.5

PASSING

C-A-I

Y

TD

LG

SCK

MIZ Pribula

16-27-1

171

1

25

1

USC Sellers

18-28-0

302

2

49

5

RECEIVING

R

Y

YAC

TD

LG

MIZ Johnson

7

80

31

0

18

USC Jacobs

7

128

109

1

49

TACKLES

S

A

TOT

TFL

SCK

INT

MIZ Trotter

5

6

11

1.0

0.0

0

MIZ Rodriguez

4

1

5

1.0

1.0

0

USC Swain

8

2

10

0.0

0.0

0

USC J. Kilgore

3

7

10

0.0

0.0

0

MASSACHUSETTS

SEPTEMBER 27, 2025

MEMORIAL STADIUM

1

2

3

4

-

F

UMass

6

0

0

0

-

6

Missouri

14

7

14

7

-

42

SCORING PLAYS

1st 10:12 MIZ Roberts 9 yd rush [Meyer PAT]  
7-68, 3:24, MIZ 7 - UMASS 0

4:31 MASS Dowling 2 yd pass from Hairston [PAT blocked]  
6-21, 1:53, MIZ 7 - UMASS 6

0:35 MIZ Hardy 5 yd rush [Meyer PAT]  
8-56, 3:47, MIZ 14 - UMASS 6

2nd 4:45 MIZ Hardy 1 yd rush [Meyer PAT]  
14-89, 7:31, MIZ 21 - UMASS 6

3rd 11:33 MIZ Hardy 16 yd rush [Meyer PAT]  
7-63, 3:27, MIZ 28 - UMASS 6

0:56 MIZ Norfleet 9 yd pass from Pribula [Meyer PAT]  
2-8, 0:38, MIZ 35 - UMASS 6

4th 13:09 MIZ Jones 3 yd rush [Meyer PAT]  
5-37, 2:11, MIZ 42 - UMASS 6

MIZ

UMASS

1st Downs319

3rd down efficiency10-154-16

4th down efficiency0-00-0

Total Yards521124

Passing253105

Comp-Att27-3214-39

Yards per pass7.92.7

Interceptions thrown10

Rushing26819

Rushing Attempts5216

Yards per rush5.21.2

Penalties1-53-10

Turnovers10

Fumbles lost00

Interceptions thrown10

Possession38:4321:17

LEADERS

RUSHING

A

Y

TD

LG

AVG

MIZ Hardy

24

130

3

18

5.4

MASS Griffin

5

23

0

7

4.6

PASSING

C-A-I

Y

TD

LG

SCK

MIZ Pribula

26-29-1

241

1

20

4

MASS Hairston

11-31-1

75

1

24

1

RECEIVING

R

Y

YAC

TD

LG

MIZ Coleman Jr.

12

108

75

0

17

MASS Gibson

6

30

10

0

24

TACKLES

S

A

TOT

TFL

SCK

INT

MIZ Catalon

1

4

5

0.0

0.0

0

MIZ Young

1

2

3

0.0

0.0

0

MASS Hinspeter

5

12

17

2.0

1.0

1

MASS Craig

4

7

11

0.5

0.5

0

No. 8 ALABAMA

OCTOBER 11, 2025

MEMORIAL STADIUM

1

2

3

4

-

F

Alabama

7

10

3

7

-

27

Missouri

7

3

7

7

-

24

SCORING PLAYS

1st 12:10 MIZ Norfleet 26 yd pass from Pribula [Meyer PAT]  
6-78, 2:43, MIZ 7 - BAMA 0

6:05 BAMA Riley 6 yd pass from Simpson [Talty PAT]  
11-78, 5:58, MIZ 7 - BAMA 7

2nd 14:51 BAMA Horton 16 yd pass from Simpson [Talty PAT]  
10-67, 4:48, MIZ 7 - BAMA 14

7:10 BAMA Talty 46 yd FG  
9-40, 4:47, MIZ 7 - BAMA 17

0:00 MIZ Meyer 35 yd FG  
10-57, 3:32, MIZ 10 - BAMA 17

3rd 13:18 MIZ Pribula 5 yd rush [Meyer PAT]  
3-19, 1:27, MIZ 17 - BAMA 17

0:09 BAMA Talty 22 yd FG  
17-66, 9:00, MIZ 17 - BAMA 20

4th 3:16 BAMA Hill 1 yd pass from Simpson [Talty PAT]  
8-40, 3:46, MIZ 17 - BAMA 27

1:39 MIZ Olugbode 3 yd pass from Pribula [Meyer PAT]  
7-75, 1:37, MIZ 24 - BAMA 27

MIZ

BAMA

1st Downs1522

3rd down efficiency1-106-15

4th down efficiency2-33-3

Total Yards330325

Passing167200

Comp-Att16-2823-31

Yards per pass6.06.5

Interceptions thrown20

Rushing163125

Rushing Attempts2844

Yards per rush5.82.8

Penalties4-455-30

Turnovers21

Fumbles lost01

Interceptions thrown20

Possession21:2738:33

LEADERS

RUSHING

A

Y

TD

LG

AVG

MIZ Pribula

11

61

1

23

5.5

BAMAMiller

20

85

0

12

4.2

PASSING

C-A-I

Y

TD

LG

SCK

MIZ Pribula

16-28-2

167

2

27

2

BAMASimpson

23-31-0

200

3

29

4

RECEIVING

R

Y

YAC

TD

LG

MIZ Olugbode

3

55

5

1

27

BAMABrooks

4

58

20

0

29

TACKLES

S

A

TOT

TFL

SCK

INT

MIZ Trotter

3

5

8

0.0

0.0

0

MIZ Carnell

4

3

7

1.0

0.0

0

BAMALawson

5

2

7

0.0

0.0

0

BAMAHill-Green

3

4

7

0.0

0.0

0

GAME-BY-GAME CAPSULES



AUBURN

OCTOBER 18, 2025

JORDAN-HARE STADIUM

	1	2	3	4	OT	2OT	F
Auburn	7	0	7	3	0	0	17
Missouri	3	7	0	7	0	6	23

SCORING PLAYS

- 1st

9:54

AUB

Arnold 1 yd rush [McPherson PAT]

12-75, 5:06, MIZ 0 - AUB 7
- 1:44

MIZ

Meyer 24 yd FG

10-24, 5:05, MIZ 3 - AUB 7
- 2nd

10:21

MIZ

Hardy 2 yd rush [Meyer PAT]

9-65, 4:48, MIZ 10 - AUB 7
- 3rd

0:35

AUB

Mabson II 1 yd rush [McPherson PAT]

12-86, 4:58, MIZ 10 - AUB 14
- 4th

10:31

AUB

McPherson 22 yd FG

8-73, 3:52, MIZ 10 - AUB 17
- 5:07

MIZ

Hardy 3 yd rush [Meyer PAT]

5-60, 1:09, MIZ 17 - AUB 17
- 2OT

0:00

MIZ

Pribula 3 yd rush [pass failed]

7-25, MIZ 23 - AUB 17

	MIZ	AUB
1st Downs.....	28	19
3rd down efficiency .....	8-17	6-16
4th down efficiency.....	0-0	0-1
Total Yards.....	343	357
Passing .....	252	207
Comp-Att.....	23-40	18-30
Yards per pass .....	6.3	6.9
Interceptions thrown.....	2	1
Rushing.....	91	150
Rushing Attempts .....	44	41
Yards per rush.....	2.1	3.7
Penalties .....	4-50	4-40
Turnovers.....	2	1
Fumbles lost.....	0	0
Interceptions thrown.....	2	1
Possession .....	32:47	27:13

LEADERS

RUSHING		A	Y	TD	LG	AVG
MIZ	Hardy	24	58	2	17	2.4
AUB	Cobb	19	111	0	41	5.8

PASSING		C-A-I	Y	TD	LG	SCK
MIZ	Pribula	23-40-2	252	0	27	3
AUB	Arnold	18-30-1	207	0	46	5

RECEIVING		R	Y	YAC	TD	LG
MIZ	Olugbode	5	69	33	0	27
AUB	Coleman	6	108	14	0	46

TACKLES		S	A	TOT	TFL	SCK	INT
MIZ	Trotter	7	1	8	2.0	1.0	0
MIZ	Banner	5	2	7	0.0	0.0	0
AUB	Atkins	10	1	11	2.0	2.0	0
AUB	Woodyard Jr.	9	2	11	4.0	0.0	0

THE LAST TIME ...

RUSHING

30 attempts	35 – Cody Schrader vs. Tennessee, 11/11/23
25 attempts	25 – Ahmad Hardy vs. Kansas, 9/6/25
20+ attempts (two players)	22 - Ahmad Hardy, 20 - Marquise Davis vs. Louisiana, 9/13/25
100 yards	130 - Ahmad Hardy vs. UMass, 9/27/25
200 yards	250 - Ahmad Hardy vs. Louisiana, 9/13/25
250 yards	250 - Ahmad Hardy vs. Louisiana, 9/13/25
3 TDs	3 – Ahmad Hardy vs. UMass, 9/27/25
4 TDs	4 – Damarea Crockett vs. Middle Tennessee, 10/22/16
50+ yard rush	71 – Ahmad Hardy vs. Louisiana, 9/13/25
75+ yard rush	86 – Henry Josey at Kentucky, 11/9/13
Two 100-yard rushers (same game)	250 - Ahmad Hardy, 113 - Marquise Davis vs. Louisiana, 9/13/25
Two 100-yard rushers (consecutive games)	143 – Jamal Roberts, 112 - Ahmad Hardy vs. Kansas, 9/6/25
	250 – Ahmad Hardy, 113 - Marquise Davis vs. Louisiana, 9/13/25
Five consecutive 100-yard games	Cody Schrader (6) 159 vs. South Carolina, 10/21/23; 112 at Georgia, 11/4/23; 205 vs. Tennessee, 11/11/23; 148 vs. Florida, 11/18/23; 217 at Arkansas, 11/24/23; 128 vs. Ohio State, 12/29/23
	<i>*Two games in 2024 while playing at UL-Monroe.....</i> Ahmad Hardy (7) 204 at Arkansas State*, 11/23/24; 172 vs. Louisiana*, 11/30/24; 100 vs. Central Arkansas, 8/28/25 112 vs. Kansas, 9/6/25; 250 vs. Louisiana, 9/13/25; 138 vs. South Carolina, 9/20/25; 130 vs. UMass, 9/27/25

PASSING

30-39 attempts	39 – Beau Pribula vs. Kansas, 9/6/25
40-49 attempts	40 - Beau Pribula at Auburn, 10/18/25
50 attempts	51 – Connor Bazelak at Kentucky, 9/11/21
30-39 completions	30 – Beau Pribula vs. Kansas, 9/6/25
300 yards	334 – Beau Pribula vs. Kansas, 9/6/25
400 yards	411 – Brady Cook vs. LSU, 10/7/23
75+ yard completion	77 – Brady Cook to Theo Wease Jr. vs. Florida, 11/18/23
50+ yard completion	50 – Beau Pribula to Kevin Coleman Jr. vs. Kansas, 9/6/25
Two QBS over 100 yards	Maty Mauk, 181; Drew Lock 138 vs. SEMO, 9/5/15
3 TDs	3 – Beau Pribula vs. Kansas, 9/6/25
4 TDs	4 – Brady Cook at Vanderbilt, 9/30/23
5 TDs	5 – Drew Lock at UConn, 10/28/17
6 TDs	6 – Drew Lock vs. Idaho, 10/21/17
7 TDs	7 – Drew Lock vs. Missouri State, 9/2/17
4 interceptions	Maty Mauk vs. Georgia, 10/11/14
5 interceptions	Terry McMillan vs. Penn State, 1/1/70
6 interceptions	Kent Kiefer vs. Miami (Fla), 9/23/89
15 consecutive completions	21 - Beau Pribula vs UMass, 9/27/25

RECEIVING

12+ receptions	12 - Kevin Coleman Jr. vs. UMass 9/27/25
10+ receptions	12 – Kevin Coleman Jr. vs. UMass, 9/27/25
8+ receptions	12 - Kevin Coleman Jr. vs. UMass, 9/27/25
100 yards	108 – Kevin Coleman Jr. vs. UMass, 9/27/25
150 yards	177 – Luther Burden vs. Memphis, 9/23/23
200 yards	233 – Danario Alexander vs. Kansas, 11/28/09
75+ yard reception	77 (TD) – Theo Wease Jr. vs. Florida, 11/18/23
Two 100-yard performances	140 (11) Luther Burden at Vanderbilt, 9/30/23
(same game)	118 (10) – Theo Wease Jr. at Vanderbilt, 9/30/23
Three 100-yard performances	172 (6) – Jeremy Maclin vs. Nevada, 9/13/08
(same game)	127 (6) – Chase Coffman vs. Nevada, 9/13/08
	100 (6) – Tommy Saunders vs. Nevada, 9/13/08
3 TDs	3 – Albert Okwuegbunam vs. Memphis, 10/20/18
4 TDs	4 – J'Mon Moore vs. Delaware State, 9/24/16

DEFENSIVE

15+ tackles	15 – Triston Newson at Arkansas, 11/24/23
3.0+ sacks	3.5 – Blaze Alldredge vs. Central Michigan, 9/4/21
2.0+ sacks	2.0 – Damon Wilson II vs. Alabama, 10/11/25
3.0+ TFL	3.5 – Chuck Hicks at Arkansas, 11/24/23
4.0+ TFL	6.0 – Blaze Alldredge vs. Central Michigan, 9/4/21
2 Interceptions	2 – Cale Garrett vs. Troy, 10/5/19
Pick Six	Dante McClellan (83 yards) vs. Central Arkansas, 8/28/25

TOTAL OFFENSE (RUSHING & PASSING)

400+ yards	404 – Brady Cook vs. LSU, 10/7/23
300-399 yards	340 - Beau Pribula vs. Kansas, 9/6/25
100-yard rusher + 100-yard receiver	130 rush – Ahmad Hardy vs. UMass, 9/27/25
(same game)	108 rec. - Kevin Coleman Jr. vs. UMass, 9/27/25
Two 100-yard rushers + 100-yard receiver	143 rush – Jamal Roberts vs. Kansas, 9/6/25
(same game)	112 rush – Ahmad Hardy vs. Kansas, 9/6/25
	126 rec. - Kevin Coleman Jr. vs. Kansas, 9/6/25

FIELD GOALS

60 yards	61 – Harrison Mevis vs. Kansas State, 9/16/23
55 yards	55 - Blake Craig vs. Central Arkansas, 8/28/25
50 yards	55 - Blake Craig vs. Central Arkansas, 8/28/25
4 FG made	4 – Blake Craig vs. Boston College, 9/14/24
5 FG made	5 – Harrison Mevis vs. Georgia, 10/1/22
Game-winning field goal (under 5 mins.)	56 yards (4:36), Blake Craig vs. Iowa, 12/30/24
Game-winning field goal (walk-off)	37 yards, Blake Craig vs. Vanderbilt (OT), 9/21/24

TOUCHDOWN RETURNS (YARDAGE)

Kickoff Return TD	100 – Kris Abrams-Draine vs. Tennessee, 10/2/2021
Punt Return TD	78 – Luther Burden vs. Abilene Christian, 9/17/22
Interception Return TD	83 - Dante McClellan vs. Central Arkansas, 8/28/25
Fumble Return TD	68 – Daylan Carnell at Mississippi State, 11/23/24
Blocked Field Goal Return TD	70 – Carlos Posey vs. West Virginia, 12/26/98
Blocked Punt Return TD	41 – Aarion Penton vs. SEMO, 9/5/15

TEAM

Shut out opponent on Faurot Field	38-0 vs. Buffalo, 9/7/24
Shut out opponent on the road	14-0 at Iowa State, 11/20/10
Shut out opponents, back-to-back	51-0 vs. Murray State, 8/29/24; 38-0 vs. Buffalo, 9/7/24
Won in overtime	23-17 (2OT) at Auburn, 10/18/25
Blocked a punt	vs. South Dakota (Caimin Hayes), 8/31/23
Blocked a field goal	at Kentucky (Blaze Alldredge), 9/11/21
Blocked a PAT	vs. UMass (Sterling Webb), 9/27/25
Scored a safety	vs. Kansas, 9/6/25
Scored a 2-point conversion	vs. Arkansas (Luther Burden III pass), 11/30/24
Scored 50 points	52-10 - vs. Louisiana, 9/13/25
Scored 60 points	61-6 - vs. Central Arkansas, 8/28/25
500 yards of total offense	521 - win vs. UMass, 9/27/25
600 yards of total offense	606 - win vs. Louisiana, 9/13/25
700 yards of total offense	815 - win vs. Missouri State, 9/2/17
800 yards of total offense	815 - win vs. Missouri State, 9/2/17
500+ yards of total offense (three-consecutive games )	560 - win vs. Central Arkansas, 8/28/25
	585 - win vs. Kansas, 9/6/25; 606 - win vs. Louisiana, 9/13/25

When scoring 60 points	54-0
When scoring 50 points	73-0
When scoring 40 points	173-3
Held opponent under 200 yards of total offense	124 - vs. UMass, 9/27/25
Held opponent under 150 yards of total offense	124 - vs. UMass, 9/27/25
Held opponent under 100 passing yards	4 - win vs. Louisiana, 9/13/25
Held opponent under 50 passing yards	4 - win vs. Louisiana, 9/13/25
Held opponent under 25 passing yards	4 - win vs. Louisiana, 9/13/25
Held opponent to under 10 pass completions	2 - vs. Louisiana, 9/13/25
Held opponent to under 5 pass completions	2 - vs. Louisiana, 9/13/25

OPPONENT RUSHING

30+ attempts	38 – Benny Snell, Kentucky, 10/29/16
200 yards	207 – Chris Rodriguez, Kentucky, 9/11/21
300 yards	304 – Tre Mason, Auburn, 12/7/13
3 TDs	3 - Ja'Quinden Jackson, Arkansas, 11/30/24
4 TDs	5, Kerryon Johnson, Auburn, 9/23/17
Two 100-yard performances (same game)	134 - L. Diggs & 130 - J. Daniels, vs. LSU, 10/7/23

OPPONENT PASSING

40-49 attempts	40 - Spencer Rattler, South Carolina, 10/21/23
50+ attempts	55 – David Blough, Purdue, 9/15/18
30-39 completions	31 – Seth Henigan, Memphis, 9/23/23
40+ completions	44 – Graham Harrell, Texas Tech, 10/20/07
400 yards	430 – Myles Brennan, LSU, 10/10/20
500 yards	572 – David Blough, Purdue, 9/15/18
4 TDs	Austin Aune, North Texas, 10/9/21
5 TDs	LaNorris Sellers, South Carolina, 11/16/24

OPPONENT RECEIVING

10+ receptions	10 – Treylon Burks, Arkansas, 12/5/20
200+ yards	206 – Treylon Burks, Arkansas, 12/5/20
175-199 yards	180 – Aaron Pflugrad, Arizona State, 9/9/11
150-174 yards	163 – Malik Earl, Missouri State, 9/2/17
2 TDs	2 – DeShawn Hanika, Kansas, 9/6/25
3 TDs	3 - Terrace Marshall Jr., LSU, 10/10/20
Two 100-yard perf. (same game)	146 - Hyatt, 111 - McCoy, Tennessee, 11/12/22

OPPONENT TOTAL OFFENSE (RUSHING & PASSING)

500 yards	590 – David Blough, Purdue, 9/15/18
400 yards	405 – Hendon Hooker, Tennessee, 11/12/22

OPPONENT FIELD GOALS

50+ yards	56 – Zach Schmit, Oklahoma, 11/9/24
4 FG made	4 – Mitch Jeter, South Carolina, 10/21/23
3 FG made	3 – Zach Schmit, Oklahoma, 11/9/24

OPPONENT TOUCHDOWN RETURNS (YARDAGE)

Kickoff Return TD	97 – Deebo Samuel, South Carolina, 9/9/17
Punt Return TD	76 – Phillip Brooks, Kansas State, 9/10/22
Interception Return TD	49 – Jaydon Hill, Florida, 10/8/22
Fumble Return TD	28 – Austin Alexander, Kansas, 9/6/25

OPPONENT TEAM

Shut out Mizzou on Faurot Field	34-0 vs. Georgia, 10/11/14
Shut out Mizzou on road	34-0 at Alabama, 10/26/24
Scored 30-39 points	31 vs. Kansas, win, 9/6/25
Scored 40-49 points	41 at Texas AGM, loss, 10/5/24
Scored 50-59 points	51 at Mississippi State, loss, 12/19/20
Scored 60+ points	66 vs. Tennessee, loss, 11/12/22
Recorded safety	Middle Tennessee, 9/9/23

INDIVIDUAL GAME HIGHS - MISSOURI

CATEGORY	PLAYER
RUSHES	25, Ahmad Hardy vs. Kansas, [9/6/2025]
YARDS RUSHING	250, Ahmad Hardy vs. Louisiana [9/13/2025]
TD RUSHES	3, Ahmad Hardy twice, last: vs. UMass [9/27/2025]
LONG RUSH	71, Ahmad Hardy vs. Louisiana [9/13/2025]
PASS ATTEMPTS	40, Beau Pribula at Auburn [10/18/2025]
PASS COMPLETIONS	30, Beau Pribula vs. Kansas, [9/6/2025]
YARDS PASSING	334, Beau Pribula vs. Kansas, [9/6/2025]
TD PASSES	3, Beau Pribula vs. Kansas, [9/6/2025]
LONG PASS	50, Beau Pribula vs. Kansas, [9/6/2025]
RECEPTIONS	12, Kevin Coleman Jr. vs. UMass, [9/27/2025]
YARDS RECEIVING	134, Marquis Johnson vs. Central Arkansas, [8/28/2025]
TD RECEPTIONS	2, Brett Norfleet vs. Kansas, [9/6/2025]
LONG RECEPTION	50, Kevin Coleman Jr. vs. Kansas, [9/6/2025]
PUNTS	5, Connor Weselman at Auburn [10/18/2025]
PUNTING AVG	50.0, Connor Weselman vs. Kansas, [9/6/2025]
LONG PUNT	53, Connor Weselman vs. UMass, [9/27/2025]
PUNTS INSIDE 20	2, Connor Weselman vs. UMass [9/27/25]
LONG PUNT RETURN	44, Kevin Coleman Jr. vs. Central Arkansas, [8/28/2025]
LONG KICKOFF RETURN	44, DaMarion Fowlkes vs. UMass, [9/27/2025]
TACKLES	11, Josiah Trotter vs. South Carolina [9/20/25]
SACKS	2.0 three times, last: Zion Young at Auburn [10/18/2025]
TACKLES FOR LOSS	2.5, Zion Young at Auburn [10/18/2025]

INDIVIDUAL GAME HIGHS - OPPONENTS

CATEGORY	PLAYER
RUSHES	20, Jam Miller [Alabama, 10/11/2025]
YARDS RUSHING	111, Jeremiah Cobb [Auburn, 10/18/2025]
TD RUSHES	1 twice, last: Omar Mabson II [Auburn, 10/18/2025]
LONG RUSH	84, Zylan Perry [Louisiana, 9/13/2025]
PASS ATTEMPTS	31 twice, last Ty Simpson [Alabama, 10/11/2025]
PASS COMPLETIONS	23, Ty Simpson [Alabama, 10/11/2025]
YARDS PASSING	302, LaNorris Sellers [South Carolina, 9/20/25]
TD PASSES	3, Ty Simpson [Alabama, 10/11/2025]
LONG PASS	50, Jalon Daniels [Kansas, 9/6/2025]
RECEPTIONS	7, Vandrevious Jacobs [South Carolina, 9/20/25]
YARDS RECEIVING	128, Vandrevious Jacobs [South Carolina, 9/20/25]
TD RECEPTIONS	2, DeShawn Hanika [Kansas, 9/6/2025]
LONG RECEPTION	50, Levi Wentz [Kansas, 9/6/2025]
PUNTS	10, Keegan Andrews [UMass, 9/27/2025]
PUNTING AVG	54.0, Luther Richesson [Central Arkansas, 8/28/2025]
LONG PUNT	58, Keegan Andrews [UMass, 9/27/2025]
PUNTS INSIDE 20	4, Keegan Andrews [UMass, 9/27/2025]
LONG PUNT RETURN	21, Tate Nagy [Kansas, 9/6/2025]
LONG KICKOFF RETURN	28, Emmanuel Henderson Jr. [Kansas, 9/6/2025]
TACKLES	17, Timmy Hinspeter [UMass, 9/27/2025]
SACKS	2.0, Xavier Atkins [Auburn, 10/18/2025]
TACKLES FOR LOSS	4.0, Robert Woodyard Jr. [Auburn, 10/18/2025]

HIGH/LOW COMPARISON - TEAM

TEAM GAME HIGHS

OPPONENT	CATEGORY	MISSOURI
44, Alabama [10/11/2025]	RUSHES	62, vs. Louisiana [9/13/2025]
154, Central Arkansas [8/28/2025]	YARDS RUSHING	427, vs. Louisiana [9/13/2025]
5.3, Louisiana [9/13/2025]	YARDS PER RUSH	6.9, vs. Louisiana [9/13/2025]
2, Auburn [10/18/2025]	TD RUSHES	5, vs. Louisiana [9/13/2025] and vs. UMass [9/27/25]
39, UMass [9/27/2025]	PASS ATTEMPTS	40, at Auburn [10/18/2025]
23, Alabama [10/11/2025]	PASS COMPLETIONS	30, vs. Kansas [9/6/2025]
302, South Carolina [9/20/25]	YARDS PASSING	341, vs. Central Arkansas [8/28/2025]
10.8, South Carolina [9/20/25]	YARDS PER PASS	11.0 vs. Central Arkansas [8/28/2025]
3, Alabama [10/11/2025]	TD PASSES	3 twice, last: vs. Kansas [9/6/2025]
75, Alabama [10/11/2025]	TOTAL PLAYS	86 twice, last: vs. Louisiana [9/13/2025]
357, Auburn [10/18/2025]	TOTAL OFFENSE	606, vs. Louisiana [9/13/2025]
5.9, South Carolina [9/20/25]	YARDS PER PLAY	8.1, vs. Central Arkansas [8/28/2025]
31, Kansas [9/6/2025]	POINTS	61, vs. Central Arkansas [8/28/2025]
4, Kansas [9/6/2025] and UMass [9/27/2025]	SACKS BY	5.0 twice, last: at Auburn [10/18/2025]
22, Alabama [10/11/2025]	FIRST DOWNS	32, vs. Louisiana [9/13/2025]
14, South Carolina [9/20/25]	PENALTIES	8, vs. Central Arkansas [8/28/2025]
98, South Carolina [9/20/25]	PENALTY YARDS	70 twice, last: vs. Kansas [9/6/2025]
2 twice, last: Auburn [10/18/2025]	INTERCEPTIONS BY	1 three times, last: at Auburn [10/18/2025]
10, UMass [9/27/2025]	PUNTS	5, at Auburn [10/18/2025]
45.8, Kansas [9/6/2025]	PUNTING AVG	50.0, vs. Kansas [9/6/2025]
58, UMass [9/27/2025]	LONG PUNT	56, vs. South Carolina [9/20/25]
4, UMass [9/27/2025]	PUNTS INSIDE 20	2, vs. UMass [9/27/25]
21, Kansas [9/6/2025]	LONG PUNT RETURN	44, vs. Central Arkansas [8/28/2025]

TEAM GAME LOWS

OPPONENT	CATEGORY	MISSOURI
16, UMass [9/27/2025]	RUSHES	28, vs. Alabama [10/11/2025]
-9, South Carolina [9/20/25]	YARDS RUSHING	91, at Auburn [10/18/2025]
-0.4, South Carolina [9/20/25]	YARDS PER RUSH	2.1, at Auburn [10/18/2025]
0, four times, last: Alabama [10/11/2025]	TD RUSHES	1, vs. Alabama [10/11/2025]
14, Louisiana [9/13/2025]	PASS ATTEMPTS	24, vs. Louisiana [9/13/2025]
2, Louisiana [9/13/2025]	PASS COMPLETIONS	16 twice, last vs. Alabama [10/11/2025]
4, Louisiana [9/13/2025]	YARDS PASSING	167, vs. Alabama [10/11/2025]
0.3, Louisiana [9/13/2025]	YARDS PER PASS	6.0, vs. Alabama [10/11/2025]
0 twice, last: Auburn [10/18/2025]	TD PASSES	0, at Auburn [10/18/2025]
36, Louisiana [9/13/2025]	TOTAL PLAYS	56, vs. Alabama [10/11/2025]
121, Louisiana [9/13/2025]	TOTAL OFFENSE	330, vs. Alabama [10/11/2025]
2.3, UMass [9/27/2025]	YARDS PER PLAY	4.1, at Auburn [10/18/2025]
6, Central Arkansas [8/28/2025] and UMass [9/27/2025]	POINTS	23, at Auburn [10/18/2025]
1, Central Arkansas [8/28/2025] and South Carolina [9/20/25]	SACKS BY	1.0, vs. UMass [9/27/25]
13, Kansas [9/6/2025]	FIRST DOWNS	15, vs. Alabama [10/11/2025]
2, Kansas [9/6/2025]	PENALTIES	1, vs. UMass [9/27/25]
10, Kansas [9/6/2025]	PENALTY YARDS	35, vs. Louisiana [9/13/2025]
0 twice, last Kansas [9/6/2025]	INTERCEPTIONS BY	0 three times, last: vs. UMass [9/27/25]
3, Alabama [10/11/2025]	PUNTS	1 twice, last: vs. Louisiana [9/13/2025]
33.7, Alabama [10/11/2025]	PUNTING AVG	34.5, vs. Alabama [10/11/2025]
43, Alabama [10/11/2025]	LONG PUNT	37, vs. Alabama [10/11/2025]
0, Kansas [9/6/2025]	PUNTS INSIDE 20	0 twice, last vs. Alabama [10/11/2025]
0 twice, last: Louisiana [9/13/2025]	LONG PUNT RETURN	0, vs. South Carolina [9/20/25]

# 2025 MISSOURI FOOTBALL

							SITUATIONAL STATS	
	2025	Pct.	Drinkwitz Era	Pct.	All-Time	Pct.	Streak	Since When
Overall	6-1	.857	44-25	.638	720-592-52	.547	W1	all-time
Conference Games	0-0		22-20	.524	383-345-32	.525	W2	all-time
When playing at home	5-1	.833	32-8	.800	426-233-26	.641	L1	all-time
When playing on road	1-0	1.000	9-15	.375	244-311-23	.442	W2	all-time
At Neutral Sites	0-0		3-2	.600	50-48-3	.510	W3	all-time
When playing on natural grass	1-0	1.000	5-14	.263	518-390-47	.567	W2	all-time
When playing on artificial turf	5-1	.833	39-11	.780	202-202-5	.500	L1	all-time
When playing during the day	2-1	.833	28-19	.596	653-535-51	.548	L1	all-time
When playing at night	4-0	1.000	16-6	.727	67-57-1	.540	W13	all-time
When scoring first	5-1	.833	32-9	.780	298-111-11	.723	L1	since 1958
When opponent scores first	1-0	1.000	12-16	.429	117-238-2	.331	W4	since 1958
When leading after first quarter	3-0	1.000	25-5	.833	256-70-7	.779	W10	since 1958
When trailing after first quarter	2-0	1.000	10-18	.357	77-212-1	.267	W3	since 1958
When tied after first quarter	1-1	.500	9-2	.818	82-67-6	.548	L1	since 1958
When leading at halftime	4-0	1.000	33-3	.917	332-62-5	.838	W14	since 1958
When trailing at halftime	1-1	.500	7-18	.280	53-256-4	.176	L1	since 1958
When tied at halftime	1-0	1.000	4-4	.500	30-31-5	.492	W3	since 1958
When leading after three quarters	4-0	1.000	33-3	.917	355-35-5	.905	W14	since 1958
When trailing after three quarters	2-1	.667	10-21	.323	42-293-5	.131	W1	since 1958
When tied after three quarters	0-0		1-1	.500	18-21-4	.465	W1	since 1958
In overtime	1-0	1.000	3-2	.600	14-7	.667	W2	all-time
When MIZ has more rushing yards	5-1	.833	35-7	.833	110-23	.827	L1	since 2008
When opponent has more rushing yards	1-0	1.000	9-18	.333	19-63	.232	W3	since 2008
When MIZ rushes for 150 or more yards	5-1	.833	32-7	.821	103-29	.780	L1	since 2008
When MIZ rushes for 200 or more yards	5-0	1.000	26-1	.963	69-13	.841	W18	since 2008
When MIZ holds opponent to < than 150 rushing yards	4-1	.833	34-7	.829	97-30	.764	L1	since 2008
When MIZ holds opponent to < than 100 rushing yards	3-0	1.000	21-2	.913	61-7	.897	W13	since 2008
When MIZ has more passing yards	5-0	1.000	33-10	.767	86-33	.723	W19	since 2008
When opponent has more passing yards	1-1	.500	11-15	.423	43-53	.448	L1	since 2008
When MIZ passes for 200 or more yards	4-0	1.000	35-15	.700	96-53	.644	W6	since 20s08
When MIZ passes for 300 or more yards	2-0	1.000	11-3	.786	38-19	.667	W4	since 2008
When MIZ holds opponent to < than 200 passing yards	3-0	1.000	24-9	.727	57-25	.695	W16	since 2008
When MIZ holds opponent to < than 150 passing yards	3-0	1.000	17-5	.773	31-14	.689	W13	since 2008
When MIZ holds opponent to < than 100 passing yards	2-0	1.000	7-2	.778	15-5	.750	W5	since 2008
When MIZ has more total yards	5-1	.833	39-4	.907	114-25	.820	L1	since 2008
When opponent has more total yards	1-0	1.000	5-21	.192	15-61	.197	W2	since 2008
When MIZ has 300 or more yards	6-0	1.000	42-16	.724	120-59	.670	W9	since 2008
When MIZ has 400 or more yards	5-0	1.000	31-2	.939	93-26	.782	W14	since 2008
When MIZ has 500 or more yards	4-0	1.000	15-1	.938	46-13	.780	W7	since 2008
When MIZ has 600 or more yards	1-0	1.000	4-0	1.000	14-4	.778	W5	since 2008
When MIZ has 700 or more yards	0-0		0-0	.000	2-1	.667	W1	since 2008
When MIZ has more first downs	6-0	1.000	37-3	.925	306-110-6	.732	W27	since 1958
When opponent has more first downs	0-1	.000	4-21	.160	90-219-7	.296	L1	since 1958
When first downs are equal	0-0		3-1	.750	19-20-1	.488	L1	since 1958
When MIZ wins turnover battle	1-0	1.000	26-3	.897	263-67-4	.793	W17	since 1958
When opponent wins turnover battle	3-1	.750	7-15	.318	77-210-6	.273	W1	since 1958
When turnovers are equal	2-0	1.000	11-7	.611	75-72-4	.510	W2	since 1958
In games decided by one score	1-1	.500	18-9	.667	208-210	.498	W1	all-time
In games decided by three points or less	0-1	.000	9-3	.750	82-79	.509	L1	all-time
Following a loss	1-0	1.000	15-7	.682	259-236-21	.522	W7	all-time
When MIZ has more TOP	6-0	1.000	33-7	.825				
When opponent has more TOP	0-1	.000	11-18	.379				



15 SANTANA BANNER

S

Redshirt Sophomore | Flint, Mich. (Northern Illinois)

Year-By-Year

2024											
Opponent	Solo	Ast	Total	TFL	SACK	INT	PBU	FF	FR	QBH	
Western Illinois <sup>1</sup>	0	2	2	0.0-0	0.0-0	0	0	0	0	0	0
Notre Dame <sup>2</sup>	3	3	6	0.0-0	0.0-0	0	0	0	0	0	0
Buffalo <sup>3</sup>	1	2	3	0.0-0	0.0-0	0	0	1	0	0	0
NC State <sup>4</sup>	2	0	2	1.0-0	0.0-0	0	0	0	0	0	0
Massachusetts <sup>5</sup>	4	4	8	0.0-0	0.0-0	0	2	0	0	0	0
Bowling Green <sup>6</sup>	1	0	1	0.0-0	0.0-0	0	0	0	0	0	0
Toledo <sup>7</sup>	3	1	4	0.0-0	0.0-0	0	0	0	0	1	1
<b>Ball State<sup>8</sup></b>	<b>4</b>	<b>5</b>	<b>9</b>	<b>0.5-0</b>	<b>0.0-0</b>	<b>0</b>	<b>0</b>	<b>0</b>	<b>0</b>	<b>0</b>	<b>0</b>
Western Michigan <sup>9</sup>	4	4	8	0.0-0	0.0-0	1	0	0	0	0	0
Akron <sup>10</sup>	0	0	0	0.0-0	0.0-0	0	0	0	0	0	0
Miami (OH) <sup>11</sup>	1	2	3	0.0-0	0.0-0	0	0	0	0	0	0
Central Michigan	6	2	8	0.0-0	0.0-0	0	1	0	0	0	0
Fresno State	-DNP-										

2025											
Opponent	Solo	Ast	Total	TFL	SACK	INT	PBU	FF	FR	QBH	
Central Arkansas	2	3	5	0.0-0	0.0-0	0	0	0	0	0	0
Kansas	2	0	2	0.0-0	0.0-0	0	0	0	0	0	0
Louisiana	0	1	1	0.0-0	0.0-0	0	0	0	0	0	0
South Carolina	0	4	4	0.0-0	0.0-0	0	0	0	0	0	0
Massachusetts	0	1	1	0.0-0	0.0-0	1	0	0	0	0	0
Alabama	2	5	7	0.0-0	0.0-0	0	0	0	0	0	0
Auburn	5	2	7	0.0-0	0.0-0	0	0	0	0	0	0
Vanderbilt											
Texas A&M											
Mississippi State											
Oklahoma											
Arkansas											

Year	G/GS	Solo	Ast	Total	TFL	SACK	INT	PBU	FF	FR	QBH
2023 <sup>8</sup>	5/0	0	0	0	0.0-0	0.0-0	0	0	0	0	0
2024 <sup>8</sup>	12/11	29	25	54	1.5-3	0.0-0	1	3	1	0	1
2025	7/0	11	16	27	0.0-0	0.0-0	1	0	0	0	0
Total	24/11	40	41	81	1.5-3	0.0-0	2	3	1	0	1

NOTE: Played the 2023 and 2024 seasons at Northern Illinois

NOTE: Blocked one kick (FG) against Ball State, 2024



18 JEREMIAH BEASLEY

LB

Sophomore | Belleville, Mich. (Michigan)

Year-By-Year

2024											
Opponent	Solo	Ast	Total	TFL	SACK	INT	PBU	FF	FR	QBH	
Murray State	1	0	1	0.0-0	0.0-0	0	0	0	0	0	0
Buffalo	1	0	1	0.0-0	0.0-0	0	0	0	0	0	0
Boston College	-DNP-										
Vanderbilt	0	0	0	0.0-0	0.0-0	0	0	0	0	0	0
Texas A&M	0	0	0	0.0-0	0.0-0	0	0	0	0	0	0
Massachusetts	0	1	1	0.0-0	0.0-0	0	0	0	0	0	0
Auburn	0	0	0	0.0-0	0.0-0	0	0	0	0	0	0
Alabama	0	0	0	0.0-0	0.0-0	0	0	0	0	0	0
Oklahoma	0	0	0	0.0-0	0.0-0	0	0	0	0	0	0
South Carolina	1	0	1	0.0-0	0.0-0	0	0	0	0	0	0
Mississippi State	1	1	2	0.0-0	0.0-0	0	0	0	0	0	0
Arkansas	0	1	1	0.0-0	0.0-0	0	0	0	0	0	0
Iowa	1	0	1	0.0-0	0.0-0	0	0	0	0	0	0

2025											
Opponent	Solo	Ast	Total	TFL	SACK	INT	PBU	FF	FR	QBH	
<b>Central Arkansas</b>	<b>7</b>	<b>0</b>	<b>7</b>	<b>0.0-0</b>	<b>0.0-0</b>	<b>0</b>	<b>0</b>	<b>1</b>	<b>0</b>	<b>0</b>	<b>0</b>
Kansas	1	0	1	0.0-0	0.0-0	0	0	0	0	0	0
Louisiana	0	1	1	0.0-0	0.0-0	0	0	0	0	0	0
South Carolina	0	1	1	0.0-0	0.0-0	0	0	0	0	0	0
Massachusetts	1	1	2	0.0-0	0.0-0	0	0	0	0	0	0
Alabama	0	0	0	0.0-0	0.0-0	0	0	0	0	0	0
Auburn	0	0	0	0.0-0	0.0-0	0	0	0	0	0	0
Vanderbilt											
Texas A&M											
Mississippi State											
Oklahoma											
Arkansas											

Year	G/GS	Solo	Ast	Total	TFL	SACK	INT	PBU	FF	FR	QBH
2024	12/0	5	3	8	0.0-0	0.0-0	0	0	0	0	0
2025	7/0	9	3	12	0.0-0	0.0-0	0	0	1	0	0
Total	19/0	14	6	20	0.0-0	0.0-0	0	0	1	0	0

NOTE: Transferred from Michigan after 2024 spring season



10 DANIEL BLOOD

WR

Junior | Destrehan, La. | Destrehan HS

Year-By-Year

2023											
Opponent	Rec	Yds	Lg	TD		Rush	Yds	Lg	TD		
South Dakota	-DNP-										
Middle Tennessee	-DNP-										
Kansas State	-DNP-										
Memphis	0	0	0	0		0	0	0	0		0
Vanderbilt	0	0	0	0		0	0	0	0		0
LSU	2	20	16	0		0	0	0	0		0
Kentucky	0	0	0	0		0	0	0	0		0
South Carolina	0	0	0	0		0	0	0	0		0
Georgia	0	0	0	0		0	0	0	0		0
Tennessee	0	0	0	0		0	0	0	0		0
Florida	0	0	0	0		0	0	0	0		0
Arkansas	0	0	0	0		0	0	0	0		0
Ohio State	0	0	0	0		0	0	0	0		0

2024											
Opponent	Rec	Yds	Lg	TD		Rush	Yds	Lg	TD		
<b>Murray State</b>	<b>5</b>	<b>42</b>	<b>15</b>	<b>0</b>		<b>0</b>	<b>0</b>	<b>0</b>	<b>0</b>		<b>0</b>
Buffalo	1	1	1	0		0	0	0	0		0
Boston College	0	0	0	0		0	0	0	0		0
Vanderbilt	0	0	0	0		0	0	0	0		0
Texas A&M	0	0	0	0		0	0	0	0		0
Massachusetts	0	0	0	0		0	0	0	0		0
Auburn	0	0	0	0		0	0	0	0		0
Alabama	0	0	0	0		0	0	0	0		0
Oklahoma	0	0	0	0		0	0	0	0		0
South Carolina	0	0	0	0		0	0	0	0		0
Mississippi State	0	0	0	0		0	0	0	0		0
Arkansas	0	0	0	0		0	0	0	0		0
Iowa	2	38	21	0		0	0	0	0		0

	KOR	Yds	Lg	TD		PR	Yds	Lg	TD		
Murray State	0	0	0	0		0	0	0	0		0
Buffalo	0	0	0	0		0	0	0	0		0
Boston College	0	0	0	0		0	0	0	0		0
Vanderbilt	0	0	0	0		0	0	0	0		0
Texas A&M	0	0	0	0		0	0	0	0		0
Massachusetts	0	0	0	0		3	6	6	0		0
Auburn	0	0	0	0		0	0	0	0		0
Alabama	0	0	0	0		0	0	0	0		0
Oklahoma	0	0	0	0		0	0	0	0		0
South Carolina	0	0	0	0		0	0	0	0		0
Mississippi State	0	0	0	0		1	0	0	0		0
Arkansas	0	0	0	0		0	0	0	0		0
Iowa	0	0	0	0		0	0	0	0		0

2025											
Opponent	Rec	Yds	Lg	TD		Rush	Yds	Lg	TD		
Central Arkansas	0	0	0	0		0	0	0	0		0
Kansas	2	39	26	0		0	0	0	0		0
Louisiana	1	-4	0	0		0	0	0	0		0
South Carolina	0	0	0	0		0	0	0	0		0
Massachusetts	1	2	2	0		0	0	0	0		0
Alabama	0	0	0	0		0	0	0	0		0
Auburn	0	0	0	0		0	0	0	0		0
Vanderbilt											
Texas A&M											
Mississippi State											
Oklahoma											
Arkansas											

Year	G/GS	Rec	Yards	Avg.	TD	Lg
2023	10/0	2	20	10.00	0	16
2024	13/0	8	81	10.13	0	21
2025	7/0	4	37	9.25	0	26
Total	30/0	14	138	9.86	0	26

Year	G/GS	PR	Yards	Avg.	TD	Lg
2023	10/0	0	0	0.00	0	0
2024	13/0	4	6	1.50	0	6
2025	7/0	0	0	0	0	0
Total	30/0	4	6	1.50	0	6

# 2025 MISSOURI FOOTBALL



12 VINCE BROWN II

TE

Redshirt Senior | Matteson, Ill. (Colorado State)

## Year-By-Year

Opponent	Rec	Yds	Lg	TD	Rush	Yds	Lg	TD
Ellsworth Community	0	0	0	0	0	0	0	0
Iowa Central Community	2	13	8	0	0	0	0	0
Hocking College	-DNP-							
Erie Community College	2	6	5	0	0	0	0	0
Nassau Community College	-DNP-							
Detroit Community Christian	1	10	10	0				
Hocking College	0	0	0	0	0	0	0	0
Liberty Prep	2	27	25	1	0	0	0	0
Georgia Military College	0	0	0	0	0	0	0	0
Ellsworth Community	0	0	0	0	0	0	0	0
Nassau Community College	2	35	32	0	0	0	0	0

Opponent	Rec	Yds	Lg	TD	Rush	Yds	Lg	TD
Ellsworth Community	3	106	73	2	0	0	0	0
Rochester Community <sup>1</sup>	0	0	0	0	0	0	0	0
Hocking College <sup>2</sup>	2	15	10	0	0	0	0	0
Community Christian (Mich.) <sup>3</sup>	1	5	5	0	0	0	0	0
Iowa Central Community	0	0	0	0	0	0	0	0
Erie Community	3	40	20	1	0	0	0	0
Community Christian (Mich.)	3	73	32	0	0	0	0	0
Hocking College <sup>4</sup>	4	61	34	0	0	0	0	0
Liberty Prep	1	20	20	0	0	0	0	0
Georgia Military College	1	35	35	1	0	0	0	0
North Dakota State College of Science	2	18	10	0	0	0	0	0

Opponent	Rec	Yds	Lg	TD	Rush	Yds	Lg	TD
Washington State	2	18	11	0	0	0	0	0
Colorado	0	0	0	0	0	0	0	0
Middle Tennessee	0	0	0	0	0	0	0	0
Utah Tech	0	0	0	0	0	0	0	0
Utah State	2	14	9	0	0	0	0	0
Boise State	0	0	0	0	0	0	0	0
UNLV	0	0	0	0	0	0	0	0
Air Force	0	0	0	0	0	0	0	0
Wyoming	0	0	0	0	0	0	0	0
San Diego State	0	0	0	0	0	0	0	0
Nevada	0	0	0	0	0	0	0	0
Hawaii	0	0	0	0	0	0	0	0

Opponent	Rec	Yds	Lg	TD	Rush	Yds	Lg	TD
Texas <sup>5</sup>	2	12	12	0	0	0	0	0
Northern Colorado <sup>6</sup>	1	30	30	0	0	0	0	0
Colorado <sup>7</sup>	2	15	9	0	0	0	0	0
UTEP	1	9	9	0	0	0	0	0
Oregon State <sup>8</sup>	2	18	16	0	0	0	0	0
San Jose State <sup>9</sup>	4	28	13	0	0	0	0	0
Air Force <sup>10</sup>	2	37	23	1	0	0	0	0
New Mexico <sup>11</sup>	0	0	0	0	0	0	0	0
Nevada <sup>12</sup>	1	10	10	0	0	0	0	0
Wyoming <sup>13</sup>	1	4	4	0	0	0	0	0
Fresno State <sup>14</sup>	0	0	0	0	0	0	0	0
Utah State <sup>15</sup>	5	52	26	2	0	0	0	0
Miami (OH) <sup>16</sup>	3	41	22	0	0	0	0	0

Opponent	Rec	Yds	Lg	TD	Rush	Yds	Lg	TD
Central Arkansas	-DNP-							
Kansas	0	0	0	0	0	0	0	0
Louisiana	0	0	0	0	0	0	0	0
South Carolina	0	0	0	0	0	0	0	0
Massachusetts	0	0	0	0	0	0	0	0
Alabama	0	0	0	0	0	0	0	0
Auburn	0	0	0	0	0	0	0	0
Vanderbilt								
Texas A&M								
Mississippi State								
Oklahoma								
Arkansas								

Year	G/GS	Rec	Yards	Avg.	TD	Lg
2021 <sup>8</sup>	9/0	9	91	10.11	1	32
2022 <sup>8</sup>	11/4	20	373	18.65	4	73
2023 <sup>7</sup>	12/0	4	32	8.00	0	11
2024 <sup>4</sup>	13/12	24	256	10.67	3	30
2025	6/0	0	0	0	0	0
Total	51/16	57	752	13.19	8	73

NOTE: Played the 2021 and 2022 seasons at College of DuPage

NOTE: Played the 2023 and 2024 seasons at Colorado State

NOTE: Blocked one punt for a safety against Rochester, 2022



1 MARVIN BURKS JR.

S

Junior | St. Louis, Mo. | Cardinal Ritter HS

## Year-By-Year

Opponent	Solo	Ast	Total	TFL	SACK	INT	PBU	FF	FR	QBH
South Dakota	3	1	4	1.0-9	1.0-9	0	0	0	0	0
Middle Tennessee	0	0	0	0.0-0	0.0-0	0	0	0	0	0
Kansas State	0	0	0	0.0-0	0.0-0	0	0	0	0	0
Memphis	4	1	5	0.0-0	0.0-0	0	0	0	0	0
Vanderbilt	0	0	0	0.0-0	0.0-0	0	0	0	0	0
LSU	0	0	0	0.0-0	0.0-0	0	0	0	0	0
Kentucky	1	1	2	0.0-0	0.0-0	0	0	0	0	0
South Carolina	0	2	2	0.0-0	0.0-0	0	0	0	0	0
Georgia	0	0	0	0.0-0	0.0-0	0	0	0	0	0
Tennessee	0	0	0	0.0-0	0.0-0	0	0	0	0	0
Florida	0	1	1	0.0-0	0.0-0	0	0	0	0	0
Arkansas	1	1	2	0.0-0	0.0-0	0	0	0	1	0
Ohio State	0	0	0	0.0-0	0.0-0	0	0	0	0	0

Opponent	KOR	Yds	Lg	TD	PR	Yds	Lg	TD
South Dakota	0	0	0	0	0	0	0	0
Middle Tennessee	3	52	19	0	0	0	0	0
Kansas State	1	22	22	0	0	0	0	0
Memphis	0	0	0	0	0	0	0	0
Vanderbilt	0	0	0	0	0	0	0	0
LSU	0	0	0	0	0	0	0	0
Kentucky	0	0	0	0	0	0	0	0
South Carolina	0	0	0	0	0	0	0	0
Georgia	0	0	0	0	0	0	0	0
Tennessee	0	0	0	0	0	0	0	0
Florida	0	0	0	0	0	0	0	0
Arkansas	0	0	0	0	0	0	0	0
Ohio State	0	0	0	0	0	0	0	0

Opponent	Solo	Ast	Total	TFL	SACK	INT	PBU	FF	FR	QBH
Murray State <sup>1</sup>	3	1	4	0.0-0	0.0-0	0	1	0	0	0
Buffalo <sup>2</sup>	2	1	3	0.0-0	0.0-0	1	0	0	0	0
Boston College <sup>3</sup>	2	3	5	0.0-0	0.0-0	0	0	0	0	0
Vanderbilt <sup>4</sup>	1	11	12	0.0-0	0.0-0	0	0	0	0	0
Texas A&M <sup>5</sup>	1	0	1	0.0-0	0.0-0	0	0	0	0	0
Massachusetts <sup>6</sup>	0	2	2	0.5-1	0.0-0	0	0	0	0	0
Auburn <sup>7</sup>	6	4	10	0.0-0	0.0-0	0	0	0	0	0
Alabama <sup>8</sup>	7	3	10	0.0-0	0.0-0	0	0	0	0	0
Oklahoma <sup>9</sup>	1	3	4	0.0-0	0.0-0	0	0	0	0	0
South Carolina <sup>10</sup>	3	1	4	1.0-1	0.0-0	0	0	0	0	0
Mississippi State <sup>11</sup>	0	1	1	0.0-0	0.0-0	0	0	0	0	0
Arkansas <sup>12</sup>	3	2	5	0.0-0	0.0-0	0	1	0	0	0
Iowa <sup>13</sup>	5	0	5	0.0-0	0.0-0	0	0	0	0	0

Opponent	KOR	Yds	Lg	TD	PR	Yds	Lg	TD
Murray State <sup>1</sup>	0	0	0	0	0	0	0	0
Buffalo <sup>2</sup>	0	0	0	0	0	0	0	0
Boston College <sup>3</sup>	0	0	0	0	0	0	0	0
Vanderbilt <sup>4</sup>	1	-3	0	0	0	0	0	0
Texas A&M <sup>5</sup>	0	0	0	0	0	0	0	0
Massachusetts <sup>6</sup>	0	0	0	0	0	0	0	0
Auburn <sup>7</sup>	0	0	0	0	0	0	0	0
Alabama <sup>8</sup>	0	0	0	0	0	0	0	0
Oklahoma <sup>9</sup>	0	0	0	0	0	0	0	0
South Carolina <sup>10</sup>	0	0	0	0	0	0	0	0
Mississippi State <sup>11</sup>	0	0	0	0	0	0	0	0
Arkansas <sup>12</sup>	0	0	0	0	0	0	0	0
Iowa <sup>13</sup>	0	0	0	0	0	0	0	0

# 2025 MISSOURI FOOTBALL

2025

Opponent	Solo	Ast	Total	TFL	SACK	INT	PBU	FF	FR	QBH
Central Arkansas <sup>14</sup>	1	1	2	0.0-0	0.0-0	0	0	0	0	0
Kansas <sup>15</sup>	1	2	3	0.5-0	0.0-0	0	1	0	0	0
Louisiana <sup>16</sup>	1	1	2	0.0-0	0.0-0	0	0	0	0	0
South Carolina	3	2	5	0.0-0	0.0-0	0	0	0	0	0
Massachusetts <sup>17</sup>	1	0	1	0.0-0	0.0-0	0	0	0	0	0
Alabama <sup>18</sup>	0	0	0	0.0-0	0.0-0	0	0	0	0	0
Auburn <sup>19</sup>	4	1	5	0.0-0	0.0-0	0	0	0	0	0

Vanderbilt										
Texas A&M										
Mississippi State										
Oklahoma										
Arkansas										

Year	G/GS	Solo	Ast	Total	TFL	SACK	INT	PBU	FF	FR	QBH
2023	13/0	9	7	16	1.0-9	1.0-9	0	0	0	1	0
2024	13/13	34	32	66	1.5-2	0.0-0	1	2	0	0	0
2025	7/6	11	7	18	0.5-0	0.0-0	0	1	0	0	0
Total	33/19	54	46	100	3.0-11	1.0-9	1	3	0	1	0

Year	G/GS	KOR	Yards	Avg.	TD	Lg
2023	13/0	4	74	18.50	0	22
2024	13/13	1	-3	-3.00	0	0
2025	7/6	0	0	0	0	0
Total	33/19	5	71	14.20	0	22



13 DAYLAN CARNELL

S

Redshirt Junior | Indianapolis, Ind. | Ben Davis HS

## Year-By-Year

Opponent	Solo	Ast	Total	TFL	SACK	INT	PBU	FF	FR	QBH
Central Michigan	-DNP-									
Kentucky	-DNP-									
SEMO	1	0	1	0.0-0	0.0-0	0	0	0	0	0
Boston College	-DNP-									
Tennessee	-DNP-									
North Texas	-DNP-									
Texas A&M	-DNP-									
Vanderbilt	0	0	0	0.0-0	0.0-0	0	0	0	0	0
Georgia	0	0	0	0.0-0	0.0-0	0	0	0	0	0
South Carolina	-DNP-									
Florida	-DNP-									
Arkansas	1	0	1	0.0-0	0.0-0	0	0	0	0	0
Army	-DNP-									

Opponent	Solo	Ast	Total	TFL	SACK	INT	PBU	FF	FR	QBH
Louisiana Tech	2	0	2	1.0-5	0.0-0	0	0	0	0	0
Kansas State	1	0	1	0.0-0	0.0-0	0	0	0	0	0
Abilene Christian	1	2	3	0.0-0	0.0-0	0	0	0	0	0
Auburn	3	0	3	1.0-5	0.0-0	0	1	0	0	0
Georgia	1	1	2	0.0-0	0.0-0	0	0	0	1	0
Florida	0	1	1	0.0-0	0.0-0	1	0	0	0	0
Vanderbilt	3	0	3	0.0-0	0.0-0	0	2	0	0	0
South Carolina	3	0	3	0.0-0	0.0-0	0	0	0	1	0
Kentucky	4	0	4	0.0-0	0.0-0	0	0	0	0	0
Tennessee	0	1	1	0.0-0	0.0-0	0	0	0	0	0
New Mexico State	0	0	0	0.0-0	0.0-0	1	1	0	0	0
Arkansas	2	1	3	0.0-0	0.0-0	1	0	0	0	0
Wake Forest <sup>1</sup>	2	1	3	0.0-0	0.0-0	0	2	0	0	1

Opponent	Solo	Ast	Total	TFL	SACK	INT	PBU	FF	FR	QBH
South Dakota <sup>2</sup>	1	0	1	0.0-0	0.0-0	0	0	0	0	0
<b>Middle Tennessee<sup>3</sup></b>	<b>3</b>	<b>5</b>	<b>8</b>	2.0-8	1.0-5	0	1	0	0	0
Kansas State <sup>4</sup>	2	2	4	1.0-6	1.0-6	0	1	0	0	1
<b>Memphis<sup>5</sup></b>	3	2	5	<b>2.0-5</b>	0.0-0	0	0	0	0	1
Vanderbilt <sup>6</sup>	2	5	7	0.0-0	0.0-0	0	1	0	0	2
LSU <sup>7</sup>	1	2	3	0.0-0	0.0-0	0	1	0	0	0
Kentucky <sup>8</sup>	2	0	2	0.0-0	0.0-0	0	0	0	0	0
South Carolina <sup>9</sup>	6	1	7	0.0-0	0.0-0	0	1	0	0	1
Georgia <sup>10</sup>	2	1	3	0.0-0	0.0-0	0	0	0	0	0
Tennessee <sup>11</sup>	3	0	3	0.0-0	0.0-0	1	1	0	0	0
Florida <sup>12</sup>	1	1	2	0.0-0	0.0-0	0	0	0	0	0
Arkansas <sup>13</sup>	1	2	3	0.0-0	0.0-0	0	1	1	0	0
Ohio State <sup>14</sup>	3	0	3	1.0-7	1.0-7	0	0	1	0	3

2024

Opponent	Solo	Ast	Total	TFL	SACK	INT	PBU	FF	FR	QBH
Murray State <sup>15</sup>	1	1	2	1.0-2	0.0-0	0	0	0	0	0
Buffalo <sup>16</sup>	0	1	1	0.0-0	0.0-0	0	0	0	0	0
Boston College <sup>17</sup>	1	3	4	0.0-0	0.0-0	0	2	0	0	0
Vanderbilt <sup>18</sup>	4	1	5	0.0-0	0.0-0	0	1	0	0	0
<b>Texas A&amp;M<sup>19</sup></b>	2	0	2	<b>2.0-7</b>	0.0-0	0	0	0	0	0
Massachusetts <sup>20</sup>	1	4	5	1.0-1	0.0-0	0	1	0	0	0
Auburn <sup>21</sup>	2	4	6	0.5-3	0.0-0	0	1	0	0	0
Alabama	1	4	5	0.5-1	0.0-0	0	0	0	0	0
Oklahoma <sup>22</sup>	3	1	4	0.0-0	0.0-0	0	2	2	0	0
South Carolina <sup>23</sup>	4	0	4	0.0-0	0.0-0	0	0	0	0	0
Mississippi State <sup>24</sup>	1	3	4	0.0-0	0.0-0	0	0	0	1	0
Arkansas <sup>25</sup>	2	0	2	0.0-0	0.0-0	0	0	0	0	0
Iowa <sup>26</sup>	5	2	7	0.0-0	0.0-0	0	0	0	0	0

2025

Opponent	Solo	Ast	Total	TFL	SACK	INT	PBU	FF	FR	QBH
Central Arkansas <sup>27</sup>	1	1	2	1.0-1	0.0-0	0	0	0	0	0
Kansas <sup>28</sup>	4	0	4	0.0-0	0.0-0	1	0	0	0	0
Louisiana <sup>29</sup>	0	1	1	0.0-0	0.0-0	0	0	0	0	0
South Carolina <sup>30</sup>	1	1	2	0.0-0	0.0-0	0	0	0	0	0
Massachusetts <sup>31</sup>	0	0	0	0.0-0	0.0-0	0	0	0	0	0
Alabama <sup>32</sup>	4	3	7	1.0-5	0.0-0	0	0	0	0	0
Auburn <sup>33</sup>	0	1	1	0.0-0	0.0-0	0	0	0	0	0

Vanderbilt										
Texas A&M										
Mississippi State										
Oklahoma										
Arkansas										

Year	G/GS	Solo	Ast	Total	TFL	SACK	INT	PBU	FF	FR	QBH
2021	4/0	2	0	2	0.0-0	0.0-0	0	0	0	0	0
2022	13/1	22	7	29	2.0-10	0.0-0	3	6	0	2	1
2023	13/13	30	21	51	6.0-26	3.0-18	1	7	2	0	8
2024	13/12	27	24	51	5.0-14	0.0-0	0	7	2	1	0
2025	7/7	10	7	17	2.0-6	0.0-0	1	0	0	0	0
Total	50/33	91	59	150	15.0-56	3.0-18	5	20	4	3	9

NOTE: Returned INT for a TD against New Mexico State, 2022 (40 yards) and Tennessee, 2023 (38 yards)  
NOTE: Returned fumble 68 yards for a TD against Mississippi State, 2024



6 JALEN CATALON

S

Graduate Student | Mansfield, Texas (UNLV)

## Year-By-Year

Opponent	Solo	Ast	Total	TFL	SACK	INT	PBU	FF	FR	QBH
Portland State	-DNP-									
Ole Miss	0	0	0	0.0-0	0.0-0	0	0	0	0	0
Colorado State	-DNP-									
San Jose State	0	0	0	0.0-0	0.0-0	0	0	0	0	0
Texas A&M	-DNP-									
Kentucky	0	0	0	0.0-0	0.0-0	0	0	0	0	0
Auburn	-DNP-									
Alabama	-DNP-									
Mississippi State	-DNP-									
Western Kentucky	3	3	6	0.0-0	0.0-0	0	1	1	0	0
LSU	-DNP-									
Missouri	-DNP-									

Opponent	Solo	Ast	Total	TFL	SACK	INT	PBU	FF	FR	QBH
Georgia <sup>1</sup>	7	2	9	0.0-0	0.0-0	0	1	1	0	0
Mississippi State <sup>2</sup>	9	4	13	0.0-0	0.0-0	0	0	0	0	0
Auburn <sup>3</sup>	10	4	14	0.0-0	0.0-0	0	1	0	0	0
Ole Miss <sup>4</sup>	3	6	9	0.5-1	0.0-0	1	0	0	1	0
Texas A&M <sup>5</sup>	1	0	1	0.0-0	0.0-0	0	0	0	0	0
Tennessee <sup>6</sup>	6	6	12	0.0-0	0.0-0	1	0	1	0	0
Florida <sup>7</sup>	4	8	12	0.0-0	0.0-0	1	2	0	0	0
<b>LSU<sup>8</sup></b>	5	11	16	<b>1.5-6</b>	0.0-0	0	0	0	0	0
Missouri	3	0	3	0.0-0	0.0-0	0	0	0	0	0
Alabama <sup>9</sup>	3	7	10	0.0-0	0.0-0	0	0	0	0	0

# 2025 MISSOURI FOOTBALL

2021

Opponent	Solo	Ast	Total	TFL	SACK	INT	PBU	FF	FR	QBH
Rice <sup>10</sup>	6	5	11	1.0-2	0.0-0	2	0	0	0	0
Texas <sup>11</sup>	3	5	8	0.0-0	0.0-0	0	1	0	0	0
Georgia Southern <sup>12</sup>	6	3	9	0.0-0	0.0-0	0	2	0	0	0
Texas A&M <sup>13</sup>	1	1	2	0.0-0	0.0-0	0	0	0	0	0
Georgia <sup>14</sup>	4	3	7	0.0-0	0.0-0	0	0	0	0	0
Ole Miss <sup>15</sup>	2	7	9	0.5-1	0.0-0	0	1	0	0	1
Auburn	-DNP-									
Arkansas-Pine Bluff	-DNP-									
Mississippi State	-DNP-									
LSU	-DNP-									
Alabama	-DNP-									
Missouri	-DNP-									
Penn State	-DNP-									

2023

Opponent	Solo	Ast	Total	TFL	SACK	INT	PBU	FF	FR	QBH
Rice <sup>17</sup>	0	0	0	0.0-0	0.0-0	0	0	0	0	0
Alabama <sup>18</sup>	6	1	7	1.0-1	0.0-0	0	0	0	0	0
Wyoming	1	1	2	0.0-0	0.0-0	0	0	0	0	0
Baylor <sup>19</sup>	2	0	2	0.0-0	0.0-0	0	0	0	0	0
Kansas	3	0	3	0.0-0	0.0-0	0	0	1	0	0
Oklahoma <sup>20</sup>	1	0	1	0.0-0	0.0-0	0	0	0	0	0
Houston	-DNP-									
BYU	-DNP-									
Kansas State	-DNP-									
TCU	-DNP-									
Iowa State	1	0	1	0.0-0	0.0-0	0	0	0	0	0
Texas Tech	1	0	1	0.0-0	0.0-0	0	0	0	0	0
Oklahoma State	-DNP-									
Washington	-DNP-									

2024

Opponent	Solo	Ast	Total	TFL	SACK	INT	PBU	FF	FR	QBH
<b>Houston</b> <sup>21</sup>	3	1	4	0.0-0	0.0-0	<b>2</b>	1	0	0	1
Utah Tech <sup>22</sup>	4	0	4	1.0-1	0.0-0	0	0	0	0	0
Kansas <sup>23</sup>	3	1	4	0.0-0	0.0-0	1	0	0	0	0
Fresno State <sup>24</sup>	6	4	10	0.0-0	0.0-0	1	1	0	0	0
<b>Syracuse</b> <sup>25</sup>	<b>9</b>	<b>8</b>	<b>17</b>	0.5-1	0.0-0	0	1	0	0	0
Utah State <sup>26</sup>	3	3	6	1.0-3	0.0-0	0	0	0	0	0
Oregon State <sup>27</sup>	6	4	10	1.0-7	1.0-7	0	0	1	0	0
Boise State <sup>28</sup>	6	5	11	0.5-1	0.0-0	0	0	0	0	0
Hawaii <sup>29</sup>	2	0	2	0.0-0	0.0-0	0	0	0	0	0
San Diego State <sup>30</sup>	3	2	5	1.0-8	1.0-8	1	0	0	0	0
San Jose State <sup>31</sup>	3	1	4	0.0-0	0.0-0	0	0	0	0	0
Nevada <sup>32</sup>	4	1	5	0.0-0	0.0-0	0	0	0	0	0
Boise State <sup>33</sup>	4	3	7	0.0-0	0.0-0	0	0	0	0	0
California <sup>34</sup>	5	2	7	0.0-0	0.0-0	0	1	0	0	0

2025

Opponent	Solo	Ast	Total	TFL	SACK	INT	PBU	FF	FR	QBH
Central Arkansas <sup>35</sup>	0	3	3	0.0-0	0.0-0	0	0	0	0	0
Kansas <sup>36</sup>	3	3	6	0.0-0	0.0-0	0	0	0	0	0
Louisiana <sup>37</sup>	0	1	1	0.0-0	0.0-0	0	0	0	0	0
South Carolina <sup>38</sup>	0	2	2	0.0-0	0.0-0	0	0	0	0	0
Massachusetts <sup>39</sup>	1	4	5	0.0-0	0.0-0	0	1	0	0	0
Alabama <sup>40</sup>	3	3	6	0.0-0	0.0-0	0	0	0	0	1
Auburn <sup>41</sup>	4	0	4	0.0-0	0.0-0	0	0	0	0	0
Vanderbilt										
Texas A&M										
Mississippi State										
Oklahoma										
Arkansas										

Year	G/GS	Solo	Ast	Total	TFL	SACK	INT	PBU	FF	FR	QBH
2019 <sup>6</sup>	4/0	3	3	6	0.0-0	0.0-0	0	1	1	0	0
2020 <sup>6</sup>	10/9	51	48	99	2.0-7	0.0-0	3	4	2	1	0
2021 <sup>6</sup>	6/6	22	24	46	1.5-3	0.0-0	2	4	0	0	1
2022 <sup>6</sup>	1/1	5	3	8	0.0-0	0.0-0	0	0	0	0	1
2023 <sup>*</sup>	8/4	15	2	17	1.0-1	0.0-0	0	0	1	0	0
2024 <sup>#</sup>	14/14	61	35	96	5.0-21	2.0-15	5	4	1	0	1
2025	7/7	11	16	27	0.0-0	0.0-0	0	1	0	0	1
Total	50/41	168	131	299	9.5-32	2.0-15	10	14	5	1	4

NOTE: Played the 2019, 2020, 2021, and 2022 seasons at Arkansas

NOTE: Played the 2023 season at Texas

NOTE: Played the 2024 season at UNLV

NOTE: Started the 2022 season opener against Cincinnati before suffering a season-ending injury

NOTE: Returned INT 35 yards for a TD against Ole Miss, 2020

NOTE: Returned INT 36 yards for a TD against Houston, 2024



**3 KEVIN COLEMAN JR.**



Senior | St. Louis, Mo. (Mississippi State)

Year-By-Year

2022

Opponent	Rec	Yds	Lg	TD	Rush	Yds	Lg	TD
Florida A&M <sup>1</sup>	4	41	18	0	0	0	0	0
Tennessee State <sup>2</sup>	2	25	20	0	0	0	0	0
Grambling <sup>3</sup>	2	19	15	0	0	0	0	0
Mississippi Valley State	2	76	64	0	0	0	0	0
Alabama State	3	39	25	1	0	0	0	0
Bethune-Cookman <sup>4</sup>	2	13	10	0	0	0	0	0
Campbell	1	13	13	0	0	0	0	0
Southern	3	36	19	0	1	-1	0	0
Texas Southern	2	20	10	0	0	0	0	0
Alabama A&M <sup>5</sup>	0	0	0	0	0	0	0	0
Alcorn <sup>6</sup>	3	42	17	0	0	0	0	0
Southern <sup>7</sup>	1	14	14	1	0	0	0	0
<b>N.C. Central<sup>8</sup></b>	<b>7</b>	<b>137</b>	<b>85</b>	<b>1</b>	<b>0</b>	<b>0</b>	<b>0</b>	<b>0</b>

Opponent	KOR	Yds	Lg	TD	PR	Yds	Lg	TD
Florida A&M <sup>1</sup>	0	0	0	0	4	39	22	0
Tennessee State <sup>2</sup>	0	0	0	0	1	13	13	0
Grambling <sup>3</sup>	0	0	0	0	1	0	0	0
Mississippi Valley State	0	0	0	0	0	0	0	0
Alabama State	0	0	0	0	0	0	0	0
Bethune-Cookman <sup>4</sup>	1	16	16	0	0	0	0	0
Campbell	1	16	16	0	0	0	0	0
Southern	1	33	33	0	0	0	0	0
Texas Southern	1	30	30	0	0	0	0	0
Alabama A&M <sup>5</sup>	2	94	68	0	0	0	0	0
Alcorn <sup>6</sup>	3	39	25	0	0	0	0	0
Southern <sup>7</sup>	1	20	20	0	0	0	0	0
N.C. Central <sup>8</sup>	6	125	38	0	0	0	0	0

2023

Opponent	Rec	Yds	Lg	TD	Rush	Yds	Lg	TD
Georgia Tech <sup>9</sup>	3	66	40	1	0	0	0	0
Murray State	2	32	30	0	0	0	0	0
Indiana <sup>10</sup>	1	5	5	0	1	-8	0	0
Boston College <sup>11</sup>	2	30	32	0	0	0	0	0
NC State <sup>12</sup>	2	34	26	0	0	0	0	0
Notre Dame <sup>13</sup>	1	6	6	0	0	0	0	0
Pittsburgh <sup>14</sup>	5	26	11	0	0	0	0	0
Duke <sup>15</sup>	1	8	8	0	1	1	1	0
Virginia Tech <sup>16</sup>	1	10	10	0	0	0	0	0
Virginia <sup>17</sup>	1	17	17	0	0	0	0	0
Miami	2	58	58	1	0	0	0	0
Kentucky <sup>18</sup>	1	29	29	0	2	21	11	0
Florida State <sup>19</sup>	1	15	15	0	1	6	6	0
Southern California	3	26	13	0	1	5	5	0

Opponent	KOR	Yds	Lg	TD	PR	Yds	Lg	TD
Georgia Tech <sup>9</sup>	0	0	0	0	2	6	8	0
Murray State	0	0	0	0	4	0	4	0
Indiana <sup>10</sup>	0	0	0	0	2	9	5	0
Boston College <sup>11</sup>	0	0	0	0	0	0	0	0
NC State <sup>12</sup>	0	0	0	0	3	42	26	0
Notre Dame <sup>13</sup>	0	0	0	0	3	21	12	0
Pittsburgh <sup>14</sup>	0	0	0	0	2	4	2	0
Duke <sup>15</sup>	0	0	0	0	2	4	7	0
Virginia Tech <sup>16</sup>	0	0	0	0	2	13	9	0
Virginia <sup>17</sup>	0	0	0	0	3	12	8	0
Miami	0	0	0	0	2	6	5	0
Kentucky <sup>18</sup>	0	0	0	0	0	0	0	0
Florida State <sup>19</sup>	0	0	0	0	1	0	0	0
Southern California	4	88	29	0	0	0	0	0

2024

Opponent	Rec	Yds	Lg	TD	Rush	Yds	Lg	TD
Eastern Kentucky <sup>20</sup>	5	88	25	1	0	0	0	0
Arizona State <sup>21</sup>	4	103	80	1	1	9	9	0
Toledo <sup>22</sup>	7	77	30	1	0	0	0	0
Florida <sup>23</sup>	6	19	13	0	1	9	9	0
Texas <sup>24</sup>	6	57	20	0	0	0	0	0
Georgia <sup>25</sup>	8	103	42	0	1	1	1	0
Texas A&M <sup>26</sup>	8	89	38	1	0	0	0	0
Arkansas <sup>27</sup>	8	100	31	1	0	0	0	0
Massachusetts <sup>28</sup>	5	52	26	0	1	-8	0	0
Tennessee <sup>29</sup>	5	68	23	0	0	0	0	0
Missouri <sup>30</sup>	6	58	17	0	0	0	0	0
Ole Miss <sup>31</sup>	6	118	44	1	0	0	0	0

Opponent	KOR	Yds	Lg	TD	PR	Yds	Lg	TD
Eastern Kentucky <sup>20</sup>	0	0	0	0	5	117	32	0
Arizona State <sup>21</sup>	0	0	0	0	0	0	0	0
Toledo <sup>22</sup>	0	0	0	0	0	0	0	0
Florida <sup>23</sup>	0	0	0	0	1	0	0	0
Texas <sup>24</sup>	0	0	0	0	0	0	0	0
Georgia <sup>25</sup>	0	0	0	0	0	0	0	0
Texas A&M <sup>26</sup>	0	0	0	0	0	0	0	0
Arkansas <sup>27</sup>	0	0	0	0	1	15	15	0
Massachusetts <sup>28</sup>	0	0	0	0	2	1	1	0
Tennessee <sup>29</sup>	0	0	0	0	2	1	2	0
Missouri <sup>30</sup>	0	0	0	0	1	8	8	0
Ole Miss <sup>31</sup>	0	0	0	0	4	11	10	0

2025	Opponent	Rec	Yds	Lg	TD	Rush	Yds	Lg	TD
	Central Arkansas <sup>32</sup>	6	48	20	0	0	0	0	0
	Kansas	10	126	50	1	0	0	0	0
	Louisiana <sup>33</sup>	8	84	29	0	0	0	0	0
	South Carolina	3	20	12	0	2	1	3	0
	<b>Massachusetts<sup>34</sup></b>	<b>12</b>	<b>108</b>	<b>17</b>	<b>0</b>	<b>1</b>	<b>4</b>	<b>4</b>	<b>0</b>
	Alabama <sup>35</sup>	1	2	2	0	0	0	0	0
	Auburn <sup>36</sup>	4	61	20	0	0	0	0	0
	Vanderbilt								
	Texas A&M								
	Mississippi State								
	Oklahoma								
	Arkansas								

Opponent	KOR	Yds	Lg	TD	PR	Yds	Lg	TD
Central Arkansas <sup>32</sup>	0	0	0	0	2	50	44	0
Kansas	0	0	0	0	3	15	10	0
Louisiana <sup>33</sup>	0	0	0	0	2	9	7	0
South Carolina	0	0	0	0	0	0	0	0
Massachusetts <sup>34</sup>	0	0	0	0	1	11	11	0
Alabama <sup>35</sup>	0	0	0	0	1	8	8	0
Auburn <sup>36</sup>	0	0	0	0	1	3	3	0
Vanderbilt								
Texas A&M								
Mississippi State								
Oklahoma								
Arkansas								

Year	G/GS	Rec	Yards	Avg.	TD	Lg
2022 <sup>8</sup>	13/8	32	475	14.84	3	85
2023 <sup>^</sup>	14/11	26	362	13.92	2	58
2024 <sup>#</sup>	12/12	74	932	12.59	6	80
2025	7/5	44	449	10.20	1	50
Total	46/36	192	2,218	11.55	12	135

Year	G/GS	Rush	Yards	Avg.	TD	Lg
2022 <sup>8</sup>	13/8	1	-1	-1.00	0	0
2023 <sup>^</sup>	14/11	6	25	4.17	0	11
2024 <sup>#</sup>	12/12	4	11	2.75	0	9
2025	7/5	3	5	1.67	0	4
Total	46/36	14	40	2.86	0	20

Year	G/GS	PR	Yards	Avg.	TD	Lg
2022 <sup>8</sup>	13/8	6	52	8.67	0	22
2023 <sup>^</sup>	14/11	26	117	4.50	0	26
2024 <sup>#</sup>	12/12	16	153	9.56	0	32
2025	7/5	10	96	9.60	0	44
Total	46/36	58	418	7.21	0	44

Year	G/GS	KOR	Yards	Avg.	TD	Lg
2022 <sup>8</sup>	13/8	16	373	23.31	0	68
2023 <sup>^</sup>	14/11	4	88	22.00	0	29
2024 <sup>#</sup>	12/12	0	0	0.00	0	0
2025	7/5	0	0	0.00	0	0
Total	46/36	20	461	23.05	0	68

NOTE: Played the 2022 season at Jackson State  
NOTE: Played the 2023 season at Louisville  
NOTE: Played the 2024 season at Mississippi State



19 **BLAKE CRAIG**

K

Redshirt Sophomore | Kansas City, Mo. | Liberty North HS

Year-By-Year						
2024						
Opponent	FG-A	Made	Missed	Blk	PAT-A	Pts
Murray State	3-3	39, 22, 27	0	0	6-6	15
Buffalo	1-3	51	49, 52	0	5-5	8
<b>Boston College</b>	<b>4-4</b>	<b>38, 38, 56, 31</b>	<b>0</b>	<b>0</b>	<b>1-1</b>	<b>13</b>
Vanderbilt	3-6	23, 54, 37	24, 40, 46	0	3-3	12
Texas A&M	1-1	23	0	0	1-1	4
Massachusetts	1-1	42	0	0	6-6	9
Auburn	2-4	51, 38	49, 55	0	1-1	7
Alabama	0-1	0	59	0	0-0	0
Oklahoma	1-1	25	0	0	3-4	6
South Carolina	3-4	38, 37, 25	49	0	1-1	10
Mississippi State	1-2	35	44	0	4-4	7
Arkansas	2-2	28, 34	0	0	2-2	8
Iowa	2-2	51, 56	0	0	3-3	9

2025	Opponent	FG-A	Made	Missed	Blk	PAT-A	Pts
	<b>Central Arkansas</b>	<b>2-2</b>	<b>39,55</b>	<b>0</b>	<b>0</b>	<b>3-3</b>	<b>9</b>
	Kansas		-DNP-				
	Louisiana		-DNP-				
	South Carolina		-DNP-				
	Massachusetts		-DNP-				
	Alabama		-DNP-				
	Auburn		-DNP-				
	Vanderbilt						
	Texas A&M						
	Mississippi State						
	Oklahoma						
	Arkansas						

Year	G/GS	1-19	20-29	30-39	40-49	50+	Total	Lg	Blk	PAT	Pts
2023	3/0	0-0	0-0	0-0	0-0	0-0	0-0	0	0	0-0	0
2024	13/0	0-0	7-8	10-10	1-7	6-9	24-34	56	0	36-37	108
2025	1/0	0-0	0-0	1-1	0-0	1-1	2-2	55	0	3-3	9
Total	17/0	0-0	7-8	11-11	1-7	7-10	26-36	56	0	39-40	117

Year	G/GS	KO	Yards	Avg.	TB	OB
2023	3/0	6	373	62.17	0	0
2024	13/0	74	4,589	62.01	51	4
2025	1/0	7	427	61.00	4	0
Total	17/0	87	5,389	62.02	55	4

NOTE: Suffered season-ending injury in 2025 season opener vs. Central Arkansas



7 **MARQUISE DAVIS**

RB

Freshman | Cleveland, Ohio | Cleveland Heights HS

Year-By-Year									
2025									
Opponent	Rush	Yds	Lg	TD	Rec	Yds	Lg	TD	
Central Arkansas	5	10	5	1	0	0	0	0	
Kansas		-DNP-							
<b>Louisiana</b>	<b>20</b>	<b>113</b>	<b>17</b>	<b>1</b>	<b>0</b>	<b>0</b>	<b>0</b>	<b>0</b>	
South Carolina		-DNP-							
Massachusetts	9	77	23	0	0	0	0	0	
Alabama		-DNP-							
Auburn		-DNP-							
Vanderbilt									
Texas A&M									
Mississippi State									
Oklahoma									
Arkansas									

Year	G/GS	Rush	Yards	Avg.	TD	Lg
2025	3/0	34	200	5.88	2	23
Total	3/0	34	200	5.88	2	23



24 NICK DELOACH JR.

CB

Redshirt Sophomore | Cahokia, Ill. | Cahokia HS

Year-By-Year

2024		Solo	Ast	Total	TFL	SACK	INT	PBU	FF	FR	QBH
Opponent											
Murray State		1	0	1	0.0-0	0.0-0	0	1	0	0	0
Buffalo		1	0	1	0.0-0	0.0-0	0	0	0	0	0
Boston College		0	1	1	0.0-0	0.0-0	0	0	0	0	0
Vanderbilt		0	0	0	0.0-0	0.0-0	0	0	0	0	0
Texas A&M <sup>1</sup>		1	1	2	0.0-0	0.0-0	0	0	0	0	0
Massachusetts <sup>2</sup>		0	0	0	0.0-0	0.0-0	0	0	0	0	0
Auburn <sup>3</sup>		0	1	1	0.0-0	0.0-0	0	1	0	0	0
Alabama <sup>4</sup>		1	1	2	0.0-0	0.0-0	0	1	0	0	0
Oklahoma <sup>5</sup>		3	0	3	0.0-0	0.0-0	0	0	0	0	0
South Carolina <sup>6</sup>		6	0	6	1.0-3	0.0-0	0	1	0	0	0
Mississippi State <sup>7</sup>		2	1	3	0.0-0	0.0-0	0	0	0	0	0
Arkansas		0	0	0	0.0-0	0.0-0	0	0	0	0	0
Iowa		2	1	3	0.0-0	0.0-0	0	0	0	0	0

2025		Solo	Ast	Total	TFL	SACK	INT	PBU	FF	FR	QBH
Opponent											
Central Arkansas		0	0	0	0.0-0	0.0-0	0	1	0	0	0
Kansas		0	0	0	0.0-0	0.0-0	0	0	0	0	0
Louisiana		2	0	2	0.0-0	0.0-0	0	0	0	0	0
South Carolina		0	0	0	0.0-0	0.0-0	0	0	0	0	0
Massachusetts		2	0	2	0.0-0	0.0-0	0	0	0	0	0
Alabama		0	1	1	0.0-0	0.0-0	0	0	0	0	0
Auburn		0	0	0	0.0-0	0.0-0	0	0	0	0	0
Vanderbilt											
Texas A&M											
Mississippi State											
Oklahoma											
Arkansas											

Year	G/GS	Solo	Ast	Total	TFL	SACK	INT	PBU	FF	FR	QBH
2023	0/0	0	0	0	0.0-0	0.0-0	0	0	0	0	0
2024	13/7	17	6	23	1.0-3	0.0-0	0	4	0	0	0
2025	7/0	4	1	5	0.0-0	0.0-0	0	1	0	0	0
Total	20/0	21	7	28	1.0-3	0.0-0	0	5	0	0	0



11 DAMARION FOWLKES

WR

Freshman | Montgomery Village, Md. | Our Lady of Good Counsel

Year-By-Year

2025		KOR	Yds	Lg	TD	PR	Yds	Lg	TD
Opponent									
Central Arkansas		0	0	0	0	0	0	0	0
Kansas		0	0	0	0	0	0	0	0
Louisiana		1	22	22	0	1	-1	0	0
South Carolina		1	12	12	0	0	0	0	0
Massachusetts		1	44	44	0	2	30	34	0
Alabama		2	39	21	0	0	0	0	0
Auburn		0	0	0	0	0	0	0	0
Vanderbilt									
Texas A&M									
Mississippi State									
Oklahoma									
Arkansas									

Year	G/GS	KOR	Yards	Avg.	TD	Lg
2025	7/0	5	117	23.40	0	44
Total	7/0	5	117	23.40	0	44

Year	G/GS	PR	Yards	Avg.	TD	Lg
2025	7/0	3	29	9.67	0	34
Total	7/0	3	29	9.67	0	34



33 MARQUIS GRACIAL

DT

Redshirt Junior | St. Louis, Mo. | St. Charles HS

Year-By-Year

2023		Solo	Ast	Total	TFL	SACK	INT	PBU	FF	FR	QBH
Opponent											
South Dakota					-DNP-						
Middle Tennessee					-DNP-						
Kansas State					-DNP-						
Memphis					-DNP-						
Vanderbilt					-DNP-						
LSU					-DNP-						
Kentucky					-DNP-						
South Carolina		0	0	0	0.0-0	0.0-0	0	0	0	0	0
Georgia					-DNP-						
Tennessee					-DNP-						
Florida					-DNP-						
Arkansas		0	1	1	0.0-0	0.0-0	0	0	0	0	0
Ohio State					-DNP-						

2024		Solo	Ast	Total	TFL	SACK	INT	PBU	FF	FR	QBH
Opponent											
Murray State		1	2	3	1.0-2	0.0-0	0	0	0	0	0
Buffalo		0	2	2	0.0-0	0.0-0	0	0	0	0	0
Boston College <sup>1</sup>		0	1	1	0.0-0	0.0-0	0	0	0	0	0
Vanderbilt		0	2	2	0.5-3	0.0-0	0	0	0	0	0
Texas A&M		0	0	0	0.0-0	0.0-0	0	0	0	0	0
Massachusetts		0	0	0	0.0-0	0.0-0	0	0	0	0	0
Auburn		0	0	0	0.0-0	0.0-0	0	0	0	0	0
Alabama		0	0	0	0.0-0	0.0-0	0	0	0	0	0
Oklahoma		0	0	0	0.0-0	0.0-0	0	0	0	0	0
South Carolina		0	0	0	0.0-0	0.0-0	0	0	0	0	0
Mississippi State		0	1	1	0.0-0	0.0-0	0	0	0	0	0
Arkansas		0	0	0	0.0-0	0.0-0	0	0	0	0	0
Iowa		0	0	0	0.0-0	0.0-0	0	0	0	0	0

2025		Solo	Ast	Total	TFL	SACK	INT	PBU	FF	FR	QBH
Opponent											
Central Arkansas <sup>2</sup>		0	0	0	0.0-0	0.0-0	0	0	0	0	0
Kansas <sup>3</sup>		1	1	2	0.0-0	0.0-0	0	0	0	0	0
Louisiana <sup>4</sup>		0	0	0	0.0-0	0.0-0	0	0	0	0	0
South Carolina <sup>5</sup>		0	0	0	0.0-0	0.0-0	0	0	0	0	0
Massachusetts		1	0	1	0.0-0	0.0-0	0	0	0	0	0
Alabama		2	1	3	0.0-0	0.0-0	0	0	0	0	0
Auburn		2	0	2	1.0-3	0.0-0	0	0	0	0	0
Vanderbilt											
Texas A&M											
Mississippi State											
Oklahoma											
Arkansas											

Year	G/GS	Solo	Ast	Total	TFL	SACK	INT	PBU	FF	FR	QBH
2022	1/0	0	1	1	0.0-0	0.0-0	0	0	0	0	0
2023	2/0	0	1	1	0.0-0	0.0-0	0	0	0	0	0
2024	13/1	1	8	9	1.5-5	0.0-0	0	0	0	0	0
2025	7/4	6	2	8	1.0-3	0.0-0	0	0	0	0	0
Total	23/5	7	12	19	2.5-8	0.0-0	0	0	0	0	0

NOTE: Played one game in 2022 against New Mexico State



## 4 TRAJEN GRECO

S

Sophomore | Buford, Ga. | Mill Creek HS

### Year-By-Year

Opponent	Solo	Ast	Total	TFL	SACK	INT	PBU	FF	FR	QBH
2024										
Murray State	0	0	0	0.0-0	0.0-0	0	0	0	0	0
Buffalo	0	0	0	0.0-0	0.0-0	0	0	0	0	0
Boston College	0	0	0	0.0-0	0.0-0	0	0	0	0	0
Vanderbilt	0	0	0	0.0-0	0.0-0	0	0	0	0	0
Texas A&M	0	0	0	0.0-0	0.0-0	0	0	0	0	0
<b>Massachusetts</b>	1	0	1	<b>1.0-4</b>	0.0-0	0	0	0	0	0
Auburn	0	1	1	0.0-0	0.0-0	0	0	0	0	0
Alabama	0	0	0	0.0-0	0.0-0	0	0	0	0	0
Oklahoma	0	0	0	0.0-0	0.0-0	0	0	0	0	0
South Carolina	0	0	0	0.0-0	0.0-0	0	0	0	0	0
Mississippi State	0	0	0	0.0-0	0.0-0	0	0	0	0	0
Arkansas	0	0	0	0.0-0	0.0-0	0	0	0	0	0
Iowa	0	0	0	0.0-0	0.0-0	0	0	0	0	0

### 2025

Opponent	Solo	Ast	Total	TFL	SACK	INT	PBU	FF	FR	QBH
<b>Central Arkansas</b>	<b>2</b>	<b>2</b>	<b>4</b>	<b>1.0-1</b>	0.0-0	0	0	0	0	0
Kansas	0	0	0	0.0-0	0.0-0	0	0	0	0	0
Louisiana	0	0	0	0.0-0	0.0-0	0	0	0	0	0
South Carolina	0	0	0	0.0-0	0.0-0	0	0	0	0	0
Massachusetts	0	0	0	0.0-0	0.0-0	0	0	0	0	0
Alabama	0	0	0	0.0-0	0.0-0	0	0	0	0	0
Auburn	1	0	1	0.0-0	0.0-0	0	0	0	0	0
Vanderbilt										
Texas A&M										
Mississippi State										
Oklahoma										
Arkansas										

Year	G/GS	Solo	Ast	Total	TFL	SACK	INT	PBU	FF	FR	QBH
2024	13/0	1	1	2	1.0-4	0.0-0	0	0	0	0	0
2025	7/0	3	2	5	1.0-1	0.0-0	0	0	0	0	0
Total	20/0	4	3	7	2.0-5	0.0-0	0	0	0	0	0



## 0 STEPHEN HALL

CB

Graduate Student | Memphis, Tenn. (Washington State)

### Year-By-Year

Opponent	Solo	Ast	Total	TFL	SACK	INT	PBU	FF	FR	QBH
2020										
Itawamba CC <sup>1</sup>	1	0	1	0.0-0	0.0-0	0	1	0	0	0
Northeast CC <sup>2</sup>	4	0	4	0.0-0	0.0-0	0	2	0	0	0
Mississippi Delta CC <sup>3</sup>	2	2	4	0.0-0	0.0-0	0	0	0	0	0
Holmes CC <sup>4</sup>	0	0	0	0.0-0	0.0-0	0	0	0	0	0
Mississippi Delta CC <sup>5</sup>	2	0	2	0.0-0	0.0-0	0	1	0	0	0
Mississippi Gulf Coast CC <sup>6</sup>	1	1	2	0.0-0	0.0-0	0	1	0	0	0

### 2021

Opponent	Solo	Ast	Total	TFL	SACK	INT	PBU	FF	FR	QBH
Copiah-Lincoln CC <sup>7</sup>	2	1	3	0.0-0	0.0-0	0	1	0	0	0
Jones College <sup>8</sup>	3	0	3	0.0-0	0.0-0	0	0	0	0	0
Holmes CC <sup>9</sup>	1	0	1	0.0-0	0.0-0	0	1	0	0	0
Northeast CC	-DNP-									
East Mississippi CC	-DNP-									
Coahoma CC	-DNP-									
Mississippi Gulf Coast CC	-DNP-									
Itawamba CC	-DNP-									
Mississippi Delta CC	-DNP-									
Jones College	-DNP-									
Hinds CC	-DNP-									
New Mexico Military	-DNP-									

### 2022

Opponent	Solo	Ast	Total	TFL	SACK	INT	PBU	FF	FR	QBH
Mississippi Gulf Coast CC <sup>10</sup>	2	0	2	0.0-0	0.0-0	0	1	0	0	0
Hinds CC <sup>11</sup>	5	1	6	0.0-0	0.0-0	0	0	0	0	0
Pearl River CC <sup>12</sup>	2	1	3	0.0-0	0.0-0	0	0	0	0	0
Itawamba CC <sup>13</sup>	0	0	0	0.0-0	0.0-0	1	1	0	0	0
East Mississippi CC <sup>14</sup>	0	1	1	0.0-0	0.0-0	0	2	0	0	0
Mississippi Delta CC <sup>15</sup>	2	1	3	0.0-0	0.0-0	0	0	0	0	0
Coahoma CC <sup>16</sup>	1	1	2	0.0-0	0.0-0	0	0	0	0	0
Holmes CC <sup>17</sup>	2	0	2	0.0-0	0.0-0	0	0	0	0	0
Northeast Mississippi CC <sup>18</sup>	0	0	0	0.0-0	0.0-0	0	1	0	0	0
Jones College <sup>19</sup>	0	0	0	0.0-0	0.0-0	0	0	0	0	0
East Mississippi CC <sup>20</sup>	3	1	4	1.0-2	0.0-0	0	0	0	0	0
Iowa Western CC <sup>21</sup>	1	0	1	0.0-0	0.0-0	0	0	0	0	0

### 2023

Opponent	Solo	Ast	Total	TFL	SACK	INT	PBU	FF	FR	QBH
Colorado State	0	0	0	0.0-0	0.0-0	0	0	0	0	0
Wisconsin	0	0	0	0.0-0	0.0-0	0	0	0	0	0
Northern Colorado	2	1	3	0.0-0	0.0-0	0	0	0	0	0
Oregon State	-DNP-									
UCLA	0	0	0	0.0-0	0.0-0	0	0	0	0	0
Arizona	3	0	3	1.0-4	0.0-0	0	0	0	0	0
Oregon	0	0	0	0.0-0	0.0-0	0	0	0	0	0
Arizona State	1	0	1	1.0-3	0.0-0	0	0	0	0	0
Stanford <sup>22</sup>	2	1	3	0.0-0	0.0-0	0	1	0	0	0
California <sup>23</sup>	2	3	5	1.0-2	0.0-0	0	0	0	0	0
Colorado <sup>24</sup>	0	5	5	0.0-0	0.0-0	0	0	0	0	0
Washington	0	0	0	0.0-0	0.0-0	0	0	0	0	0

### 2024

Opponent	Solo	Ast	Total	TFL	SACK	INT	PBU	FF	FR	QBH
Portland State <sup>25</sup>	1	0	1	0.0-0	0.0-0	1	1	0	0	0
<b>Texas Tech<sup>26</sup></b>	<b>8</b>	<b>3</b>	<b>11</b>	<b>1.0-1</b>	0.0-0	0	0	0	0	0
Washington <sup>27</sup>	4	1	5	0.0-0	0.0-0	0	1	0	0	0
San Jose State <sup>28</sup>	2	0	2	0.0-0	0.0-0	0	0	0	0	0
Boise State <sup>29</sup>	3	1	4	0.0-0	0.0-0	0	0	0	0	0
Fresno State <sup>30</sup>	2	0	2	0.0-0	0.0-0	0	0	0	0	0
Hawaii <sup>31</sup>	2	0	2	0.0-0	0.0-0	0	0	0	0	0
San Diego State <sup>32</sup>	4	0	4	1.0-1	0.0-0	0	0	0	0	0
Utah State <sup>33</sup>	3	1	4	0.5-2	0.0-0	0	0	0	0	0
New Mexico <sup>34</sup>	4	1	5	0.0-0	0.0-0	0	0	0	0	0
Oregon State <sup>35</sup>	1	1	2	0.0-0	0.0-0	0	0	0	0	0
Wyoming <sup>36</sup>	2	1	3	0.0-0	0.0-0	0	0	0	0	0
Syracuse <sup>37</sup>	4	1	5	1.0-7	0.0-0	0	1	0	0	0

### 2025

Opponent	Solo	Ast	Total	TFL	SACK	INT	PBU	FF	FR	QBH
Central Arkansas	1	0	1	0.0-0	0.0-0	0	0	0	0	0
Kansas	0	0	0	0.0-0	0.0-0	0	0	0	0	0
Louisiana	0	2	2	0.0-0	0.0-0	0	1	0	0	0
South Carolina <sup>38</sup>	3	0	3	0.0-0	0.0-0	0	0	0	0	0
Massachusetts <sup>39</sup>	1	0	1	1.0-6	0.0-0	0	1	0	0	0
Alabama <sup>40</sup>	6	0	6	0.0-0	0.0-0	0	0	0	0	0
Auburn <sup>41</sup>	3	0	3	0.0-0	0.0-0	0	0	0	0	0
Vanderbilt										
Texas A&M										
Mississippi State										
Oklahoma										
Arkansas										

Year	G/GS	Solo	Ast	Total	TFL	SACK	INT	PBU	FF	FR	QBH
2020 <sup>8</sup>	6/6	10	3	13	0.0-0	0.0-0	0	5	0	0	0
2021 <sup>8</sup>	3/3	6	1	7	0.0-0	0.0-0	0	2	0	0	0
2022 <sup>8</sup>	12/12	18	6	24	1.0-2	0.0-0	1	5	0	0	0
2023 <sup>8</sup>	11/3	10	10	20	3.0-9	0.0-0	0	1	0	0	0
2024 <sup>8</sup>	13/13	40	10	50	3.5-11	0.0-0	1	3	0	0	0
2025	7/4	14	2	16	1.0-6	0.0-0	0	2	0	0	0
Total	52/41	98	32	130	8.5-28	0.0-0	2	18	0	0	0

NOTE: Played the 2020, 2021 and 2022 seasons at Northwest Mississippi Community College

NOTE: Played the 2023 and 2024 seasons at Washington State

NOTE: Blocked one kick (PAT) against Holmes CC, 2020

NOTE: Returned INT 100 yards for a TD against Portland State, 2024



34 JACKSON HANCOCK

S

Redshirt Freshman | Canton, Ga. | Sequoyah HS

Year-By-Year

2025											
Opponent	Solo	Ast	Total	TFL	SACK	INT	PBU	FF	FR	QBH	
Central Arkansas	2	1	3	0.0-0	0.0-0	0	0	0	0	0	
Kansas	0	0	0	0.0-0	0.0-0	0	0	0	0	0	
Louisiana	0	0	0	0.0-0	0.0-0	0	0	0	0	0	
South Carolina	0	0	0	0.0-0	0.0-0	0	0	0	0	0	
Massachusetts	0	0	0	0.0-0	0.0-0	0	0	0	0	0	
Alabama	0	0	0	0.0-0	0.0-0	0	0	0	0	0	
Auburn	0	0	0	0.0-0	0.0-0	0	0	0	0	0	
Vanderbilt											
Texas A&M											
Mississippi State											
Oklahoma											
Arkansas											

Year	G/GS	Solo	Ast	Total	TFL	SACK	INT	PBU	FF	FR	QBH
2024	1/0	0	0	0	0.0-0	0.0-0	0	0	0	0	0
2025	7/0	2	1	3	0.0-0	0.0-0	0	0	0	0	0
Total	8/0	2	1	3	0.0-0	0.0-0	0	0	0	0	0

NOTE: Played in one game vs. Murray State in 2024 and redshirted.



29 AHMAD HARDY

RB

Sophomore | Monticello, Miss. (Louisiana Monroe)

Year-By-Year

2024										
Opponent	Rush	Yds	Lg	TD	Rec	Yds	Lg	TD		
Jackson State <sup>1</sup>	19	103	39	1	0	0	0	0		
UAB	14	58	19	1	0	0	0	0		
Texas	10	30	8	0	1	7	7	0		
Troy	27	106	12	1	0	0	0	0		
James Madison <sup>2</sup>	14	82	38	1	0	0	0	0		
Southern Mississippi <sup>3</sup>	15	121	34	2	2	53	53	0		
South Alabama <sup>4</sup>	20	104	25	0	1	-6	0	0		
Marshall <sup>5</sup>	25	206	80	1	0	0	0	0		
Texas State <sup>6</sup>	20	105	48	2	0	0	0	0		
Auburn <sup>7</sup>	15	60	20	1	1	3	3	0		
Arkansas State <sup>8</sup>	30	204	72	2	2	4	2	0		
Louisiana <sup>9</sup>	28	172	28	1	1	11	11	0		

2025										
Opponent	Rush	Yds	Lg	TD	Rec	Yds	Lg	TD		
Central Arkansas	10	100	44	1	0	0	0	0		
Kansas <sup>10</sup>	25	112	32	1	1	2	2	0		
Louisiana <sup>11</sup>	22	250	71	3	0	0	0	0		
South Carolina <sup>12</sup>	22	138	38	1	0	0	0	0		
Massachusetts <sup>13</sup>	24	130	18	3	0	0	0	0		
Alabama <sup>14</sup>	12	52	11	0	2	2	1	0		
Auburn	24	58	17	2	1	11	11	0		
Vanderbilt										
Texas A&M										
Mississippi State										
Oklahoma										
Arkansas										

Year	G/GS	Rush	Yards	Avg.	TD	Lg
2024 <sup>8</sup>	12/9	237	1,351	5.88	13	80
2025	7/5	139	840	6.04	11	71
Total	19/14	376	2,191	5.83	24	80

Year	G/GS	Rec	Yards	Avg.	TD	Lg
2024 <sup>8</sup>	12/9	8	72	9.00	0	53
2025	7/5	4	15	3.75	0	11
Total	19/14	12	87	7.25	0	53

NOTE: Played the 2024 season at Louisiana Monroe



86 JORDON HARRIS

TE

Junior | Pine Bluff, Ark. | Pine Bluff HS

Year-By-Year

2024										
Opponent	Rec	Yds	Lg	TD	Rush	Yds	Lg	TD		
Murray State		-DNP-								
Buffalo	1	9	9	0	0	0	0	0		
Boston College	0	0	0	0	0	0	0	0		
Vanderbilt	0	0	0	0	0	0	0	0		
Texas A&M <sup>2</sup>	0	0	0	0	0	0	0	0		
Massachusetts <sup>2</sup>	0	0	0	0	0	0	0	0		
Auburn	2	20	17	0	0	0	0	0		
Alabama	1	5	5	0	0	0	0	0		
Oklahoma <sup>4</sup>	0	0	0	0	0	0	0	0		
South Carolina	0	0	0	0	0	0	0	0		
Mississippi State <sup>5</sup>	0	0	0	0	0	0	0	0		
Arkansas <sup>6</sup>	0	0	0	0	0	0	0	0		
Iowa <sup>7</sup>	1	14	14	0	0	0	0	0		

2025										
Opponent	Rec	Yds	Lg	TD	Rush	Yds	Lg	TD		
Central Arkansas	1	7	7	0	0	0	0	0		
Kansas	0	0	0	0	0	0	0	0		
Louisiana	1	20	20	0	0	0	0	0		
South Carolina <sup>8</sup>	0	0	0	0	0	0	0	0		
Massachusetts		-DNP-								
Alabama <sup>9</sup>	0	0	0	0	0	0	0	0		
Auburn	0	0	0	0	0	0	0	0		
Vanderbilt										
Texas A&M										
Mississippi State										
Oklahoma										
Arkansas										

Year	G/GS	Rec	Yards	Avg.	TD	Lg
2023	12/1	0	0	0.00	0	0
2024	12/6	5	48	9.60	0	17
2025	6/2	2	27	13.50	0	20
Total	30/9	7	75	10.71	0	20

NOTE: Did not see action against South Dakota in 2023; started one game against Memphis

81 **BRALEN HENDERSON**

DT

Graduate Student | Pittsburgh, Pa. (Ohio Univ.)

## Year-By-Year

2022

Opponent	Solo	Ast	Total	TFL	SACK	INT	PBU	FF	FR	QBH
Florida Atlantic		-DNP-								
Penn State	1	0	1	0.0-0	0.0-0	0	0	0	0	0
Iowa State	1	1	2	0.0-0	0.0-0	0	0	0	0	0
Fordham		-DNP-								
Kent State		-DNP-								
Akron		-DNP-								
Western Michigan	0	0	0	0.0-0	0.0-0	0	0	0	0	0
Northern Illinois		-DNP-								
Buffalo		-DNP-								
Miami (OH)		-DNP-								
Ball State		-DNP-								
Bowling Green	0	1	1	0.5-2	0.0-0	0	0	0	0	0
Toledo		-DNP-								
Wyoming	0	0	0	0.0-0	0.0-0	0	0	0	0	0

2023

Opponent	Solo	Ast	Total	TFL	SACK	INT	PBU	FF	FR	QBH
San Diego State	1	0	1	0.0-0	0.0-0	0	0	1	0	0
LIU	0	2	2	0.5-0	0.0-0	0	0	0	0	0
Florida Atlantic	0	0	0	0.0-0	0.0-0	0	0	0	0	1
Iowa State	0	0	0	0.0-0	0.0-0	0	0	0	0	0
Bowling Green	0	1	1	0.0-0	0.0-0	0	0	0	0	0
Kent State	0	2	2	0.0-0	0.0-0	0	0	0	0	0
Northern Illinois	0	1	1	0.0-0	0.0-0	0	0	0	0	0
Western Michigan		-DNP-								
Miami (OH)	0	0	0	0.0-0	0.0-0	0	0	0	0	0
Buffalo <sup>1</sup>	2	2	4	0.5-0	0.0-0	0	0	0	0	0
Central Michigan	0	3	3	0.0-0	0.0-0	0	0	0	0	0
<b>Akron<sup>2</sup></b>	<b>3</b>	<b>1</b>	<b>4</b>	<b>1.0-6</b>	<b>1.0-6</b>	0	0	0	0	0
Georgia Southern	2	1	3	0.0-0	0.0-0	0	0	0	0	1

2024

Opponent	Solo	Ast	Total	TFL	SACK	INT	PBU	FF	FR	QBH
Syracuse <sup>3</sup>	1	0	1	0.0-0	0.0-0	0	0	0	0	0
South Alabama <sup>4</sup>	1	2	3	0.5-1	0.0-0	0	0	0	0	0
Morgan State <sup>5</sup>	1	1	2	0.5-1	0.0-0	0	0	0	0	0
Kentucky <sup>6</sup>	2	1	3	0.0-0	0.0-0	0	0	0	0	0
Akron <sup>7</sup>	0	0	0	0.0-0	0.0-0	0	0	0	0	0
Central Michigan <sup>8</sup>	1	2	3	0.0-0	0.0-0	0	0	0	0	0
Miami (OH) <sup>9</sup>	2	0	2	0.0-0	0.0-0	0	0	0	0	0
Buffalo <sup>10</sup>	1	1	2	0.0-0	0.0-0	0	0	0	1	0
<b>Kent State<sup>10</sup></b>	<b>2</b>	<b>1</b>	<b>3</b>	<b>1.0-7</b>	<b>1.0-7</b>	0	0	0	0	0
Eastern Michigan <sup>12</sup>	1	1	2	0.0-0	0.0-0	0	0	0	0	0
Toledo <sup>13</sup>	1	0	1	0.0-0	0.0-0	0	0	0	0	0
Ball State <sup>14</sup>	1	0	1	0.0-0	0.0-0	0	0	0	0	0
<b>Miami (OH)<sup>15</sup></b>	<b>0</b>	<b>3</b>	<b>3</b>	<b>0.0-0</b>	<b>0.0-0</b>	<b>0</b>	<b>0</b>	<b>0</b>	<b>0</b>	<b>2</b>
Jacksonville State <sup>16</sup>	0	0	0	0.0-0	0.0-0	0	0	0	0	0

2025

Opponent	Solo	Ast	Total	TFL	SACK	INT	PBU	FF	FR	QBH
Central Arkansas	0	1	1	0.0-0	0.0-0	0	0	0	0	0
Kansas	0	0	0	0.0-0	0.0-0	0	0	0	0	0
Louisiana	0	1	1	0.0-0	0.0-0	0	0	0	0	0
South Carolina	0	0	0	0.0-0	0.0-0	0	0	0	0	0
Massachusetts	0	1	1	0.0-0	0.0-0	0	0	0	0	1
Alabama		-DNP-								
Auburn	0	0	0	0.0-0	0.0-0	0	0	0	0	0
Vanderbilt										
Texas A&M										
Mississippi State										
Oklahoma										
Arkansas										

Year	G/GS	Solo	Ast	Total	TFL	SACK	INT	PBU	FF	FR	QBH
2021 <sup>8</sup>	2/0	0	0	0	0.0-0	0.0-0	0	0	0	0	1
2022 <sup>8</sup>	5/0	2	2	4	0.5-2	0.0-0	0	0	0	0	0
2023 <sup>8</sup>	12/2	8	13	21	2.0-6	1.0-6	0	0	1	0	2
2024 <sup>8</sup>	14/14	14	12	26	2.0-9	1.0-7	0	0	0	1	2
2025	6/0	0	3	3	0.0-0	0.0-0	0	0	0	0	1
Total	39/16	24	30	54	4.5-17	2.0-13	0	0	1	1	6

NOTE: Played the 2021, 2022, 2023 and 2024 seasons at Ohio

NOTE: Played two games in 2021 against Toledo and Bowling Green; recording one QBH against the Falcons

21 **SAM HORN**

QB

Redshirt Junior | Lawrenceville, Ga.

## Year-By-Year

2023

Opponent	C-A	Pct.	Yds	TD-INT	Lg	Rush	Yds	Lg	TD
<b>South Dakota</b>	<b>3-5</b>	<b>.600</b>	<b>54</b>	<b>1-1</b>	<b>31</b>	<b>3</b>	<b>-1</b>	<b>6</b>	<b>0</b>
Middle Tennessee		-DNP-							
Kansas State	0-0	.000	0	0-0	0	0	0	0	0
Memphis		-DNP-							
Vanderbilt		-DNP-							
LSU		-DNP-							
Kentucky		-DNP-							
South Carolina		-DNP-							
Georgia		-DNP-							
Tennessee		-DNP-							
Florida		-DNP-							
Arkansas	0-1	.000	0	0-0	0	0	0	0	0
Ohio State		-DNP-							

2025

Opponent	C-A	Pct.	Yds	TD-INT	Lg	Rush	Yds	Lg	TD
Central Arkansas	-	-	-	-	-	1	6	0	0
Kansas		-DNP-							
Louisiana		-DNP-							
South Carolina		-DNP-							
Massachusetts		-DNP-							
Alabama		-DNP-							
Auburn		-DNP-							
Vanderbilt									
Texas A&M									
Mississippi State									
Oklahoma									
Arkansas									

Year	G/GS	Comp	Att	Pct.	Yards	TD	INT	Lg
2022	1/0	0	2	.000	0	0	0	0
2023	3/0	3	6	.500	54	1	1	31
2024	0/0	0	0	.000	0	0	0	0
2025	1/0	-	-	-	-	-	-	-
Total	4/0	3	8	.375	54	1	1	31

Year	G/GS	Rush	Yards	Avg.	TD	Lg
2022	1/0	1	10	10.00	0	10
2023	3/0	3	-1	-0.33	0	6
2024	0/0	0	0	.000	0	0
2025	1/0	1	6	6.00	0	0
Total	5	5	15	3.00	0	10

NOTE: Saw action in one game in 2022 against New Mexico State

NOTE: Missed the entire 2024 season due to injury

2025 MISSOURI FOOTBALL



17 **BRIAN HUFF**

LB

Redshirt Freshman | Jonesboro, Ark. | Valley View HS

Year-By-Year

2025	Opponent	Solo	Ast	Total	TFL	SACK	INT	PBU	FF	FR	QBH
	Central Arkansas	0	0	0	0.0-0	0.0-0	0	0	0	0	0
	Kansas	0	1	1	0.0-0	0.0-0	0	0	0	0	0
	Louisiana	0	0	0	0.0-0	0.0-0	0	0	0	0	0
	South Carolina	0	0	0	0.0-0	0.0-0	0	0	0	0	0
	Massachusetts	1	0	1	0.0-0	0.0-0	0	0	0	0	0
	Alabama	0	0	0	0.0-0	0.0-0	0	0	0	0	0
	Auburn	1	0	1	0.0-0	0.0-0	0	0	0	0	0
	Vanderbilt										
	Texas A&M										
	Mississippi State										
	Oklahoma										
	Arkansas										

Year	G/GS	Solo	Ast	Total	TFL	SACK	INT	PBU	FF	FR	QBH
2024	1/0	0	0	0	0.0-0	0.0-0	0	0	0	0	0
2025	7/0	2	1	3	0.0-0	0.0-0	0	0	0	0	0
Total	8/0	2	1	3	0.0-0	0.0-0	0	0	0	0	0

NOTE: Played in one game vs. Murray State in 2024 and redshirted.



5 **KHALIL JACOBS**

LB

Senior | Niceville, Fla. (South Alabama)

Year-By-Year

2022	Opponent	Solo	Ast	Total	TFL	SACK	INT	PBU	FF	FR	QBH
	Nicholls	0	0	0	0.0-0	0.0-0	0	0	0	0	1
	Central Michigan	-DNP-									
	UCLA	-DNP-									
	Louisiana Tech	0	0	0	0.0-0	0.0-0	0	0	0	0	0
	Louisiana	0	0	0	0.0-0	0.0-0	0	0	0	0	0
	UL Monroe	0	0	0	0.0-0	0.0-0	0	0	0	0	0
	Troy	0	0	0	0.0-0	0.0-0	0	0	0	0	0
	Arkansas State	0	0	0	0.0-0	0.0-0	0	0	0	0	0
	Georgia Southern	0	1	1	0.0-0	0.0-0	0	0	0	0	0
	Texas State	0	0	0	0.0-0	0.0-0	0	0	0	0	0
	Southern Miss.	0	0	0	0.0-0	0.0-0	0	0	0	0	0
	Old Dominion	2	0	2	0.0-0	0.0-0	0	0	0	0	0
	Western Kentucky	0	1	1	0.0-0	0.0-0	0	0	0	0	0

2023	Opponent	Solo	Ast	Total	TFL	SACK	INT	PBU	FF	FR	QBH
	Tulane	3	1	4	1.0-5	1.0-5	0	0	1	0	0
	Southeastern Louisiana	1	0	1	0.0-0	0.0-0	0	0	0	0	0
	Oklahoma State	0	1	1	0.0-0	0.0-0	0	0	0	0	0
	Central Michigan	1	2	3	0.0-0	0.0-0	0	0	0	0	0
	James Madison	1	2	3	0.0-0	0.0-0	0	0	0	0	0
	UL Monroe	2	4	6	1.0-1	0.0-0	0	0	0	0	1
	<b>Southern Mississippi<sup>1</sup></b>	<b>4</b>	<b>4</b>	<b>8</b>	<b>3.5-5</b>	1.0-2	0	0	1	0	0
	<b>Louisiana<sup>2</sup></b>	<b>1</b>	<b>7</b>	<b>8</b>	0.0-0	0.0-0	0	0	0	0	0
	Troy	1	2	3	0.0-0	0.0-0	0	0	0	0	0
	Arkansas State	3	2	5	0.0-0	0.0-0	0	0	0	0	0
	Marshall	1	4	5	1.0-4	0.0-0	0	0	0	0	1
	Texas State	4	2	6	1.0-7	1.0-7	1	0	1	0	0
	Eastern Michigan <sup>3</sup>	3	0	3	1.0-2	0.0-0	0	0	0	0	1

2024	Opponent	Solo	Ast	Total	TFL	SACK	INT	PBU	FF	FR	QBH
	Murray State	1	1	2	1.0-1	1.0-1	0	0	0	0	0
	Buffalo	1	1	2	0.0-0	0.0-0	0	0	0	0	0
	Boston College	3	0	3	1.0-9	1.0-9	0	0	0	0	0
	<b>Vanderbilt</b>	<b>0</b>	<b>2</b>	<b>2</b>	0.0-0	0.0-0	0	0	0	0	<b>2</b>
	Texas A&M	0	0	0	0.0-0	0.0-0	0	0	0	0	0
	Massachusetts <sup>4</sup>	1	4	5	0.5-1	0.0-0	0	0	0	0	0
	Auburn	-DNP-									
	Alabama	-DNP-									
	Oklahoma	-DNP-									
	South Carolina	-DNP-									
	Mississippi State	-DNP-									
	Arkansas	-DNP-									
	Iowa	-DNP-									

2025

Opponent	Solo	Ast	Total	TFL	SACK	INT	PBU	FF	FR	QBH
Central Arkansas	0	1	1	0.0-0	0.0-0	0	0	0	0	0
Kansas	0	2	2	0.0-0	0.0-0	0	0	0	0	1
Louisiana	1	1	2	1.0-7	1.0-7	0	0	0	0	0
South Carolina <sup>5</sup>	1	4	5	1.5-1	1.0-1	0	0	0	0	0
Massachusetts	1	2	3	1.0-2	0.0-0	0	0	0	0	0
Alabama	4	3	7	1.0-4	1.0-4	0	0	0	0	1
Auburn <sup>6</sup>	2	1	3	0.5-2	0.0-0	0	2	0	0	0

Vanderbilt										
Texas A&M										
Mississippi State										
Oklahoma										
Arkansas										

Year	G/GS	Solo	Ast	Total	TFL	SACK	INT	PBU	FF	FR	QBH
2022 <sup>8</sup>	11/0	2	2	4	0.0-0	0.0-0	0	0	0	0	1
2023 <sup>8</sup>	13/3	25	31	56	8.5-24	3.0-14	1	0	3	0	3
2024	6/1	6	8	14	2.5-11	2.0-10	0	0	0	0	2
2025	7/2	9	14	23	5.0-16	3.0-12	0	2	0	0	2
Total	37/6	42	55	97	16.0-51	8.0-36	1	2	3	0	9

NOTE: Played the 2022 and 2023 seasons at South Alabama



89 **JUDE JAMES**

TE

Redshirt Freshman | St. Charles, Mo. | Francis Howell HS

Year-By-Year

2025	Opponent	Rec	Yds	Lg	TD	Rush	Yds	Lg	TD
	<b>Central Arkansas</b>	<b>1</b>	<b>40</b>	<b>40</b>	<b>1</b>	0	0	0	0
	Kansas	0	0	0	0	0	0	0	0
	Louisiana	0	0	0	0	0	0	0	0
	South Carolina	0	0	0	0	0	0	0	0
	Massachusetts	1	12	12	0	0	0	0	0
	Alabama	0	0	0	0	0	0	0	0
	Auburn	0	0	0	0	0	0	0	0
	Vanderbilt								
	Texas A&M								
	Mississippi State								
	Oklahoma								
	Arkansas								

Year	G/GS	Rec	Yards	Avg.	TD	Lg
2024	2/0	0	0	0	0	0
2025	7/0	2	62	31.0	1	40
Total	9/0	2	62	31.0	1	40

NOTE: Played in two games in 2024 vs. Murray State and at UMass and redshirted.



## 2 MARQUIS JOHNSON

WR

Junior | Dickinson, Texas | Dickinson HS

### Year-By-Year

2023

Opponent	Rec	Yds	Lg	TD	Rush	Yds	Lg	TD
South Dakota	0	0	0	0	0	0	0	0
Middle Tennessee	0	0	0	0	0	0	0	0
Kansas State	1	42	42	0	0	0	0	0
<b>Memphis</b>	1	76	<b>76</b>	1	1	3	3	0
Vanderbilt	3	64	44	1	0	0	0	0
LSU	2	42	31	0	0	0	0	0
Kentucky	2	44	39	1	0	0	0	0
South Carolina	0	0	0	0	0	0	0	0
Georgia	0	0	0	0	0	0	0	0
Tennessee	2	56	48	0	0	0	0	0
Florida	0	0	0	0	0	0	0	0
Arkansas	1	9	9	0	0	0	0	0
Ohio State	1	50	50	0	0	0	0	0

Opponent	KOR	Yds	Lg	TD	PR	Yds	Lg	TD
South Dakota	0	0	0	0	0	0	0	0
Middle Tennessee	0	0	0	0	0	0	0	0
Kansas State	0	0	0	0	0	0	0	0
Memphis	0	0	0	0	0	0	0	0
Vanderbilt	0	0	0	0	0	0	0	0
LSU	1	19	19	0	0	0	0	0
Kentucky	2	54	30	0	0	0	0	0
South Carolina	1	25	25	0	0	0	0	0
Georgia	2	18	13	0	0	0	0	0
Tennessee	0	0	0	0	0	0	0	0
Florida	1	30	30	0	0	0	0	0
Arkansas	0	0	0	0	0	0	0	0
Ohio State	0	0	0	0	0	0	0	0

2024

Opponent	Rec	Yds	Lg	TD	Rush	Yds	Lg	TD
Murray State	4	41	18	0	0	0	0	0
Buffalo	5	52	20	0	0	0	0	0
Boston College	1	5	5	0	0	0	0	0
Vanderbilt	2	19	10	0	0	0	0	0
Texas A&M	0	0	0	0	0	0	0	0
Massachusetts	1	6	6	0	0	0	0	0
Auburn	-DNP-							
Alabama	1	1	1	0	0	0	0	0
Oklahoma <sup>1</sup>	1	5	5	0	0	0	0	0
South Carolina	1	49	49	0	0	0	0	0
Mississippi State	1	45	45	0	0	0	0	0
Arkansas	1	7	7	0	0	0	0	0
<b>Iowa<sup>2</sup></b>	<b>7</b>	<b>122</b>	<b>44</b>	<b>1</b>	<b>2</b>	<b>2</b>	<b>7</b>	<b>0</b>

Opponent	KOR	Yds	Lg	TD	PR	Yds	Lg	TD
Murray State	0	0	0	0	0	0	0	0
Buffalo	0	0	0	0	0	0	0	0
Boston College	0	0	0	0	0	0	0	0
Vanderbilt	3	80	32	0	0	0	0	0
Texas A&M	3	94	63	0	0	0	0	0
Massachusetts	2	29	22	0	0	0	0	0
Auburn	-DNP-							
Alabama	1	5	5	0	0	0	0	0
Oklahoma <sup>1</sup>	0	0	0	0	0	0	0	0
South Carolina	2	48	30	0	0	0	0	0
Mississippi State	2	38	21	0	0	0	0	0
Arkansas	3	63	29	0	0	0	0	0
Iowa <sup>2</sup>	2	23	13	0	0	0	0	0

2025

Opponent	Rec	Yds	Lg	TD	Rush	Yds	Lg	TD
<b>Central Arkansas<sup>3</sup></b>	<b>5</b>	<b>134</b>	<b>49</b>	<b>1</b>	<b>0</b>	<b>0</b>	<b>0</b>	<b>0</b>
Kansas <sup>4</sup>	2	21	13	0	0	0	0	0
Louisiana <sup>5</sup>	2	18	11	1	0	0	0	0
<b>South Carolina<sup>6</sup></b>	<b>7</b>	<b>80</b>	<b>18</b>	<b>0</b>	<b>0</b>	<b>0</b>	<b>0</b>	<b>0</b>
Massachusetts <sup>7</sup>	2	22	17	0	0	0	0	0
Alabama	3	26	14	0	0	0	0	0
Auburn <sup>8</sup>	4	26	19	0	0	0	0	0
Vanderbilt								
Texas A&M								
Mississippi State								
Oklahoma								
Arkansas								

Opponent	KOR	Yds	Lg	TD	PR	Yds	Lg	TD
Central Arkansas	-	-	-	-	-	-	-	-
Kansas	-	-	-	-	-	-	-	-
Louisiana	-	-	-	-	-	-	-	-
South Carolina	-	-	-	-	-	-	-	-
Massachusetts	-	-	-	-	-	-	-	-
Alabama	-	-	-	-	-	-	-	-
Auburn	-	-	-	-	-	-	-	-
Vanderbilt								
Texas A&M								
Mississippi State								
Oklahoma								
Arkansas								

Year	G/GS	Rec	Yards	Avg.	TD	Lg
2023	13/0	13	383	29.46	3	76
2024	12/2	25	352	14.08	1	49
2025	7/6	25	322	12.88	2	62
Total	32/8	63	1,057	16.78	6	138

Year	G/GS	Rush	Yards	Avg.	TD	Lg
2023	13/0	1	3	3.00	0	3
2024	12/2	2	2	1.00	0	7
2025	7/6	0	0	0.00	0	0
Total	32/8	3	5	1.67	0	7

Year	G/GS	KOR	Yards	Avg.	TD	Lg
2023	13/0	7	146	20.86	0	30
2024	12/2	18	380	21.11	0	63
2025	7/6	-	-	-	-	-
Total	32/8	25	526	21.04	0	63

NOTE: Registered one pass attempt against Iowa in the 2024 Music City Bowl



## 90 NATE JOHNSON

DE

Junior | Gaffney, S.C. (Appalachian State)

### Year-By-Year

2023

Opponent	Solo	Ast	Total	TFL	SACK	INT	PBU	FF	FR	QBH
Gardner-Webb	1	3	4	0.0-0	0.0-0	0	0	0	0	1
North Carolina <sup>1</sup>	0	2	2	0.0-0	0.0-0	0	0	0	0	0
East Carolina	1	2	3	1.5-16	1.0-15	0	0	0	0	0
Wyoming	1	0	1	1.0-14	1.0-14	0	1	0	0	0
Louisiana-Monroe	2	1	3	1.0-7	1.0-7	0	0	0	0	1
<b>Coastal Carolina<sup>2</sup></b>	<b>2</b>	<b>5</b>	<b>7</b>	<b>0.5-0</b>	<b>0.0-0</b>	<b>0</b>	<b>0</b>	<b>0</b>	<b>0</b>	<b>0</b>
<b>Old Dominion<sup>3</sup></b>	<b>4</b>	<b>2</b>	<b>6</b>	<b>2.0-14</b>	<b>2.0-14</b>	<b>0</b>	<b>0</b>	<b>0</b>	<b>0</b>	<b>1</b>
Southern Mississippi <sup>4</sup>	0	4	4	0.0-0	0.0-0	0	0	0	0	1
Marshall <sup>5</sup>	0	0	0	0.0-0	0.0-0	0	0	0	0	0
Georgia State <sup>6</sup>	2	0	2	0.0-0	0.0-0	0	0	0	0	0
<b>James Madison<sup>7</sup></b>	<b>3</b>	<b>1</b>	<b>4</b>	<b>2.0-12</b>	<b>2.0-12</b>	<b>0</b>	<b>0</b>	<b>0</b>	<b>0</b>	<b>0</b>
Georgia Southern <sup>8</sup>	0	1	1	0.5-3	0.5-3	0	0	0	0	0
Troy <sup>9</sup>	2	0	2	0.0-0	0.0-0	0	0	0	0	0
Miami (OH) <sup>10</sup>	3	1	4	0.0-0	0.0-0	0	0	1	0	0

2024

Opponent	Solo	Ast	Total	TFL	SACK	INT	PBU	FF	FR	QBH
East Tennessee State <sup>11</sup>	0	5	5	0.0-0	0.0-0	0	0	0	0	0
Clemson <sup>12</sup>	0	0	0	0.0-0	0.0-0	0	0	0	0	0
East Carolina <sup>13</sup>	0	0	0	0.0-0	0.0-0	0	0	0	0	0
South Alabama <sup>14</sup>	1	2	3	0.0-0	0.0-0	0	0	0	0	1
Marshall <sup>15</sup>	1	3	4	0.0-0	0.0-0	0	0	0	0	0
Louisiana <sup>16</sup>	1	0	1	0.0-0	0.0-0	0	1	0	0	0
Georgia State	1	0	1	0.0-0	0.0-0	0	0	0	0	0
Old Dominion	0	6	6	0.5-1	0.5-1	0	0	0	0	0
Coastal Carolina	3	2	5	1.0-5	0.0-0	0	0	0	0	0
James Madison	1	2	3	0.0-0	0.0-0	0	0	0	0	0
<b>Georgia Southern</b>	<b>4</b>	<b>2</b>	<b>6</b>	<b>2.0-13</b>	<b>2.0-13</b>	<b>0</b>	<b>0</b>	<b>1</b>	<b>1</b>	<b>0</b>

2025

Opponent	Solo	Ast	Total	TFL	SACK	INT	PBU	FF	FR	QBH
Central Arkansas	0	0	0	0.0-0	0.0-0	0	0	0	0	0
Kansas	0	0	0	0.0-0	0.0-0	0	0	0	0	0
Louisiana	1	0	1	1.0-1	0.0-0	0	0	0	0	0
South Carolina	0	0	0	0.0-0	0.0-0	0	0	0	0	0
Massachusetts	0	0	0	0.0-0	0.0-0	0	0	0	0	0
Alabama	1	1	2	0.0-0	0.0-0	0	0	0	0	0
Auburn	-DNP-									
Vanderbilt										
Texas A&M										
Mississippi State										
Oklahoma										
Arkansas										

2025 MISSOURI FOOTBALL

Year	G/GS	Solo	Ast	Total	TFL	SACK	INT	PBU	FF	FR	QBH
2023*	14/10	21	22	43	8.5-66	7.5-65	0	1	1	0	4
2024*	11/6	12	22	34	3.5-19	2.5-14	0	1	1	1	1
2025	6/0	2	1	3	1.0-1	0.0-0	0	0	0	0	0
Total	31/16	35	45	80	13.0-86	10.0-79	0	2	2	1	5

NOTE: Played the 2023 and 2024 seasons at Appalachian State



22 TAVORUS JONES

RB

Redshirt Junior | El Paso, Texas | Burges HS

Year-By-Year

2022									
Opponent	Rush	Yds	Lg	TD	Rec	Yds	Lg	TD	
Louisiana Tech	-DNP-								
Kansas State	-DNP-								
Abilene Christian	3	13	11	0	0	0	0	0	0
Auburn	-DNP-								
Georgia	-DNP-								
Florida	0	0	0	0	0	0	0	0	0
Vanderbilt	-DNP-								
South Carolina	-DNP-								
Kentucky	-DNP-								
Tennessee	-DNP-								
New Mexico St.	4	12	11	0	1	32	32	0	0
Arkansas	-DNP-								
Wake Forest	0	0	0	0	1	4	4	0	0

Opponent	KOR	Yds	Lg	TD	PR	Yds	Lg	TD	
Louisiana Tech	-DNP-								
Kansas State	-DNP-								
Abilene Christian	0	0	0	0	0	0	0	0	0
Auburn	-DNP-								
Georgia	-DNP-								
Florida	1	21	21	0	0	0	0	0	0
Vanderbilt	-DNP-								
South Carolina	-DNP-								
Kentucky	-DNP-								
Tennessee	-DNP-								
New Mexico St.	0	0	0	0	0	0	0	0	0
Arkansas	-DNP-								
Wake Forest	0	0	0	0	0	0	0	0	0

2024									
Opponent	Rush	Yds	Lg	TD	Rec	Yds	Lg	TD	
Murray State	6	16	6	0	0	0	0	0	0
Buffalo	-DNP-								
Boston College	-DNP-								
Vanderbilt	-DNP-								
Texas A&M	-DNP-								
UMass	6	41	14	0	0	0	0	0	0
Auburn	-DNP-								
Alabama	0	0	0	0	0	0	0	0	0
Oklahoma	0	0	0	0	0	0	0	0	0
South Carolina	-DNP-								
Mississippi State	-DNP-								
Arkansas	-DNP-								
Iowa	1	-2	-2	0	1	20	20	0	0

2025									
Opponent	Rush	Yds	Lg	TD	Rec	Yds	Lg	TD	
Central Arkansas	3	7	9	0	1	5	5	0	0
Kansas	0	0	0	0	0	0	0	0	0
Louisiana	-DNP-								
South Carolina	0	0	0	0	0	0	0	0	0
Massachusetts	4	24	17	1	1	20	20	0	0
Alabama	0	0	0	0	0	0	0	0	0
Auburn	0	0	0	0	0	0	0	0	0
Vanderbilt									
Texas A&M									
Mississippi State									
Oklahoma									
Arkansas									

Opponent	KOR	Yds	Lg	TD	PR	Yds	Lg	TD	
Central Arkansas	1	18	18	0	0	0	0	0	0
Kansas	3	49	24	0	0	0	0	0	0
Louisiana	0	0	0	0	0	0	0	0	0
South Carolina	0	0	0	0	0	0	0	0	0
UMass	0	0	0	0	0	0	0	0	0
Alabama	0	0	0	0	0	0	0	0	0
Auburn	0	0	0	0	0	0	0	0	0
Vanderbilt									
Texas A&M									
Mississippi State									
Oklahoma									
Arkansas									

Year	G/GS	Rush	Yards	Avg.	TD	Lg
2022	4/0	7	25	3.57	0	11
2024	5/0	13	55	4.23	0	14
2025	7/0	7	31	4.43	1	17
Total	16/0	27	111	4.11	1	17

Year	G/GS	Rec	Yards	Avg.	TD	Lg
2022	4/0	2	36	18.00	0	32
2024	5/0	1	20	20.00	0	20
2025	7/0	2	25	12.50	0	20
Total	16/0	5	81	16.20	0	32

Year	G/GS	KOR	Yards	Avg.	TD	Lg
2022	4/0	1	21	21.00	0	21
2024	5/0	0	0	0	0	0
2025	7/0	4	67	16.75	0	24
Total	16/0	5	88	17.60	0	24

NOTE: Appeared in two games in 2023 vs. Memphis and at Vanderbilt ... Redshirted.



29 CAMERON KEYS

CB

Redshirt Freshman | Panama City, Fla. | A. Crawford Mosley HS

Year-By-Year

2025										
Opponent	Solo	Ast	Total	TFL	SACK	INT	PBU	FF	FR	QBH
Central Arkansas	0	1	1	0.0-0	0.0-0	0	0	0	1	0
Kansas	0	0	0	0.0-0	0.0-0	0	0	0	0	0
Louisiana	0	0	0	0.0-0	0.0-0	0	0	0	0	0
South Carolina	0	0	0	0.0-0	0.0-0	0	0	0	0	0
Massachusetts	0	0	0	0.0-0	0.0-0	0	1	0	0	0
Alabama	0	0	0	0.0-0	0.0-0	0	0	0	0	0
Auburn	0	0	0	0.0-0	0.0-0	0	0	0	0	0
Vanderbilt										
Texas A&M										
Mississippi State										
Oklahoma										
Arkansas										

Year	G/GS	Solo	Ast	Total	TFL	SACK	INT	PBU	FF	FR	QBH
2024	1/0	0	0	0	0.0-0	0.0-0	0	0	0	0	0
2025	7/0	0	1	1	0.0-0	0.0-0	0	1	0	1	0
Total	7/0	0	1	1	0.0-0	0.0-0	0	1	0	1	0

NOTE: Played in one game vs. Murray State in 2024 and redshirted.



11 LANGDEN KITCHEN

DE

Junior | Huntsville, Mo. (Northwest Missouri State)

Year-By-Year

2023

Opponent	Solo	Ast	Total	TFL	SACK	INT	PBU	FF	FR	QBH
Missouri Southern State		-DNP-								
Emporia State	2	2	4	0.0-0	0.0-0	0	0	0	0	0
Fort Hays State	0	0	0	0.0-0	0.0-0	0	0	0	0	0
Lincoln (Mo.)	1	0	1	0.0-0	0.0-0	0	0	0	0	0
Central Missouri	0	1	1	0.0-0	0.0-0	0	1	0	0	0
Central Oklahoma	1	0	1	1.0-1	0.0-0	0	0	0	0	0
Missouri Western	0	0	0	0.0-0	0.0-0	0	0	0	0	0
Pittsburg State	0	0	0	0.0-0	0.0-0	0	0	0	0	0
Washburn		-DNP-								
Northeastern State	2	0	2	1.0-1	0.0-0	0	0	0	0	0
Nebraska-Kearney		-DNP-								

2024

Opponent	Solo	Ast	Total	TFL	SACK	INT	PBU	FF	FR	QBH
Minnesota State	2	0	2	0.0-0	0.0-0	0	0	0	0	0
Nebraska-Kearney	2	1	3	1.0-9	1.0-9	0	1	0	0	0
Fort Hays State	0	0	0	0.0-0	0.0-0	0	0	0	0	0
Missouri Southern State	0	0	0	0.0-0	0.0-0	0	0	0	0	1
Emporia State	1	1	2	1.5-13	0.5-5	0	0	0	0	0
Washburn <sup>1</sup>	0	0	0	0.0-0	0.0-0	0	1	0	0	0
Central Oklahoma	4	0	4	3.0-12	1.0-6	0	0	0	0	0
Central Missouri <sup>2</sup>	1	0	1	1.0-7	1.0-7	0	0	1	0	0
Northeastern State <sup>3</sup>	1	0	1	1.0-3	1.0-3	0	0	0	0	0
Missouri Western	2	1	3	1.0-4	1.0-4	0	1	1	1	0
Pittsburg State	3	2	5	0.0-0	0.0-0	0	0	0	0	0

2025

Opponent	Solo	Ast	Total	TFL	SACK	INT	PBU	FF	FR	QBH
Central Arkansas	0	0	0	0.0-0	0.0-0	0	0	0	0	0
Kansas	0	0	0	0.0-0	0.0-0	0	0	0	0	0
Louisiana	0	0	0	0.0-0	0.0-0	0	0	0	0	0
South Carolina	0	0	0	0.0-0	0.0-0	0	0	0	0	0
Massachusetts	0	1	1	0.0-0	0.0-0	0	0	0	0	0
Alabama	1	1	2	0.5-1	0.0-0	0	0	0	0	2
Auburn	3	0	3	0.0-0	0.0-0	0	0	0	0	1
Vanderbilt										
Texas A&M										
Mississippi State										
Oklahoma										
Arkansas										

Year	G/GS	Solo	Ast	Total	TFL	SACK	INT	PBU	FF	FR	QBH
2023 <sup>8</sup>	8/0	6	3	9	2.0-2	0.0-0	0	1	0	0	0
2024 <sup>8</sup>	11/3	16	5	21	8.5-48	5.5-34	0	3	2	1	1
2025	7/0	4	2	6	0.5-1	0.0-0	0	0	0	0	3
Total	26/3	26	10	36	11.0-51	5.5-34	0	4	2	1	4

NOTE: Played the 2023 and 2024 seasons at Northwest Missouri State  
NOTE: Blocked one kick (FG) against Minnesota State and Emporia State, 2024



6 XAVIER LOYD

WR

Graduate Student | Blue Springs, Mo. (Illinois State)

Year-By-Year

2023

Opponent	Rec	Yds	Lg	TD	Rush	Yds	Lg	TD
Southeast Missouri State	1	16	16	0	0	0	0	0
Troy	0	0	0	0	0	0	0	0
Missouri		-DNP-						
UCF	0	0	0	0	0	0	0	0
Oklahoma State		-DNP-						
Texas Tech	0	0	0	0	0	0	0	0
TCU	0	0	0	0	0	0	0	0
Houston	0	0	0	0	0	0	0	0
Texas	0	0	0	0	0	0	0	0
Baylor	0	0	0	0	0	0	0	0
Kansas		-DNP-						
Iowa State		-DNP-						
NC State		-DNP-						

2024

Opponent	Rec	Yds	Lg	TD	Rush	Yds	Lg	TD
Iowa <sup>1</sup>	4	53	37	0	0	0	0	0
North Alabama <sup>2</sup>	3	23	20	0	1	9	9	0
Western Illinois	4	85	59	1	0	0	0	0
Eastern Illinois <sup>3</sup>	7	75	27	1	0	0	0	0
North Dakota State <sup>4</sup>	3	52	25	0	1	0	0	0
Southern Illinois <sup>5</sup>	4	87	36	1	1	-9	0	0
Missouri State <sup>6</sup>	6	99	27	0	0	0	0	0
Murray State <sup>7</sup>	5	148	42	0	0	0	0	0
Youngstown State <sup>8</sup>	2	10	5	0	1	4	4	0
Northern Iowa <sup>9</sup>	1	6	6	0	0	0	0	0
Indiana State <sup>10</sup>	13	94	13	1	0	0	0	0
North Dakota <sup>11</sup>	8	121	30	1	0	0	0	0
Southeast Missouri State <sup>12</sup>	6	59	24	1	0	0	0	0
UC Davis <sup>13</sup>	0	0	0	0	0	0	0	0

2025

Opponent	Rec	Yds	Lg	TD	Rush	Yds	Lg	TD
Central Arkansas	0	0	0	0	0	0	0	0
Kansas	1	15	15	0	0	0	0	0
Louisiana	0	0	0	0	0	0	0	0
South Carolina	0	0	0	0	0	0	0	0
Massachusetts	0	0	0	0	0	0	0	0
Alabama	0	0	0	0	0	0	0	0
Auburn	0	0	0	0	0	0	0	0
Vanderbilt								
Texas A&M								
Mississippi State								
Oklahoma								
Arkansas								

Year	G/GS	Rec	Yards	Avg.	TD	Lg
2021 <sup>8</sup>	0/0	0	0	0.00	0	0
2022 <sup>8</sup>	2/0	0	0	0.00	0	0
2023 <sup>8</sup>	8/0	1	16	16.00	0	16
2024 <sup>4</sup>	14/13	66	912	13.82	6	59
2025	7/0	1	15	15.00	0	15
Total	31/13	68	943	13.87	6	59

Year	G/GS	Rush	Yards	Avg.	TD	Lg
2021 <sup>8</sup>	0/0	0	0	0.00	0	0
2022 <sup>8</sup>	2/0	0	0	0.00	0	0
2023 <sup>8</sup>	8/0	0	0	0.00	0	0
2024 <sup>4</sup>	14/13	4	4	1.00	0	9
2025	7/0	0	0	0.00	0	0
Total	31/13	4	4	1.00	0	9

NOTE: Played the 2021, 2022 and 2023 seasons at Kansas State  
NOTE: Played the 2024 season at Illinois State  
NOTE: Played two games in 2022 against Missouri and Texas

# 2025 MISSOURI FOOTBALL



## 4 JAMES MADISON II

WR

Redshirt Freshman | Kansas City, Mo. | St. Thomas Aquinas HS

### Year-By-Year

Year	Opponent	Rec	Yds	Lg	TD	Rush	Yds	Lg	TD
2025	Central Arkansas	0	0	0	0	0	0	0	0
	Kansas	-DNP-							
	Louisiana	0	0	0	0	0	0	0	0
	South Carolina	-DNP-							
	Massachusetts	0	0	0	0	0	0	0	0
	Alabama	-DNP-							
	Auburn	-DNP-							
	Vanderbilt								
	Texas A&M								
	Mississippi State								
	Oklahoma								
	Arkansas								

Year	G/GS	Rec	Yards	Avg.	TD	Lg
2024	3/0	0	0	0.00	0	0
2025	3/0	0	0	0.00	0	0
Total	6/0	0	0	0.00	0	0

NOTE: Saw action in three games in 2024 against Murray State, Massachusetts and Iowa



## 0 JOSHUA MANNING

WR

Junior | Lee's Summit, Mo. | Lee's Summit HS

### Year-By-Year

Year	Opponent	Rec	Yds	Lg	TD	Rush	Yds	Lg	TD
2024	Murray State <sup>1</sup>	3	21	16	0	0	0	0	0
	Buffalo	2	28	18	0	0	0	0	0
	Boston College <sup>2</sup>	1	9	9	0	0	0	0	0
	Vanderbilt	0	0	0	0	0	0	0	0
	Texas A&M	0	0	0	0	0	0	0	0
	<b>Massachusetts</b>	<b>2</b>	<b>68</b>	<b>63</b>	<b>1</b>	0	0	0	0
	Auburn	1	15	15	0	0	0	0	0
	Alabama <sup>3</sup>	1	6	6	0	0	0	0	0
	Oklahoma <sup>4</sup>	0	0	0	0	0	0	0	0
	South Carolina <sup>5</sup>	1	9	9	0	0	0	0	0
	Mississippi State	1	36	36	0	0	0	0	0
	Arkansas <sup>6</sup>	1	0	0	0	0	0	0	0
	Iowa <sup>7</sup>	0	0	0	0	1	4	4	1

Year	Opponent	Rec	Yds	Lg	TD	Rush	Yds	Lg	TD
2025	<b>Central Arkansas</b> <sup>8</sup>	<b>4</b>	<b>53</b>	<b>17</b>	<b>0</b>	0	0	0	0
	Kansas <sup>9</sup>	2	17	12	0	0	0	0	0
	Louisiana <sup>10</sup>	2	11	6	0	0	0	0	0
	South Carolina <sup>11</sup>	3	36	16	<b>1</b>	0	0	0	0
	Massachusetts <sup>12</sup>	1	10	10	0	0	0	0	0
	Alabama <sup>13</sup>	1	17	17	0	0	0	0	0
	Auburn <sup>14</sup>	5	63	20	0	0	0	0	0
	Vanderbilt								
	Texas A&M								
	Mississippi State								
	Oklahoma								
	Arkansas								

Year	G/GS	Rec	Yards	Avg.	TD	Lg
2023	12/0	0	0	0.00	0	0
2024	13/7	13	192	14.77	1	63
2025	7/7	18	207	11.50	1	29
Total	32/14	31	399	12.87	2	63

Year	G/GS	Rush	Yards	Avg.	TD	Lg
2023	12/0	0	0	0.00	0	0
2024	13/7	1	4	4.00	1	4
2025	7/7	0	0	0	0	0
Total	32/14	1	4	4.00	1	4

Year	G/GS	KOR	Yards	Avg.	TD	Lg
2023	12/0	0	0	0.00	0	0
2024	13/7	4	73	18.25	0	26
2025	7/7	-	-	-	-	-
Total	32/14	4	73	18.25	0	26

NOTE: Did not see action against South Dakota in 2023



## 95 JALEN MARSHALL

DT

Redshirt Junior | Overland Park, Kan. | St. Thomas Aquinas HS

### Year-By-Year

Year	Opponent	Solo	Ast	Total	TFL	SACK	INT	PBU	FF	FR	QBH
2024	Murray State	0	0	0	0.0-0	0.0-0	0	0	0	0	0
	Buffalo	0	1	1	0.0-0	0.0-0	0	0	0	0	0
	Boston College	0	0	0	0.0-0	0.0-0	0	0	0	0	0
	Vanderbilt	-DNP-									
	<b>Texas A&amp;M</b>	<b>1</b>	<b>0</b>	<b>1</b>	<b>1.0-3</b>	0.0-0	0	0	0	0	0
	<b>Massachusetts</b>	<b>1</b>	<b>2</b>	<b>3</b>	0.0-0	0.0-0	0	0	0	0	0
	Auburn	0	0	0	0.0-0	0.0-0	0	0	0	0	0
	Alabama <sup>1</sup>	0	0	0	0.0-0	0.0-0	0	0	0	0	0
	Oklahoma	0	0	0	0.0-0	0.0-0	0	0	0	0	0
	South Carolina	0	0	0	0.0-0	0.0-0	0	0	0	0	0
	Mississippi State	0	0	0	0.0-0	0.0-0	0	0	0	0	0
	Arkansas	0	0	0	0.0-0	0.0-0	0	0	0	0	0
	Iowa	0	0	0	0.0-0	0.0-0	0	0	0	0	0

### 2025

Opponent	Solo	Ast	Total	TFL	SACK	INT	PBU	FF	FR	QBH
<b>Central Arkansas</b>	<b>2</b>	<b>1</b>	<b>3</b>	0.0-0	0.0-0	0	0	0	0	0
Kansas	0	1	1	0.0-0	0.0-0	0	0	0	0	0
Louisiana	0	0	0	0.0-0	0.0-0	0	0	0	0	0
South Carolina	0	1	1	0.0-0	0.0-0	0	0	0	0	0
Massachusetts	0	0	0	0.0-0	0.0-0	0	0	0	0	1
Alabama	0	2	2	0.0-0	0.0-0	0	0	0	0	0
Auburn	1	0	1	0.0-0	0.0-0	0	0	0	0	0
Vanderbilt										
Texas A&M										
Mississippi State										
Oklahoma										
Arkansas										

Year	G/GS	Solo	Ast	Total	TFL	SACK	INT	PBU	FF	FR	QBH
2022	1/0	0	1	1	0.0-0	0.0-0	0	0	0	0	0
2023	1/0	0	0	0	0.0-0	0.0-0	0	0	0	0	0
2024	12/1	2	3	5	1.0-3	0.0-0	0	0	0	0	0
2025	7/0	3	5	8	0.0-0	0.0-0	0	0	0	0	1
Total	21/1	5	9	14	1.0-3	0.0-0	0	0	0	0	1

NOTE: Played one game in 2022 against New Mexico State

NOTE: Played one game in 2023 against Arkansas



## 7 CHRIS McCLELLAN

DT

Senior | North Tulsa, Okla. (Florida)

## Year-By-Year

2022

Opponent	Solo	Ast	Total	TFL	SACK	INT	PBU	FF	FR	QBH
Utah	0	0	0	0.0-0	0.0-0	0	0	0	0	0
Kentucky	0	0	0	0.0-0	0.0-0	0	0	0	0	0
South Florida	0	3	3	0.0-0	0.0-0	0	0	0	0	0
Tennessee	2	2	4	0.5-1	0.0-0	0	0	0	0	0
E. Washington	0	1	1	0.0-0	0.0-0	0	0	0	1	0
<b>Missouri</b>	2	1	3	1.0-3	<b>1.0-3</b>	0	0	0	0	0
LSU	1	1	2	0.0-0	0.0-0	0	0	0	0	1
Georgia	0	3	3	0.5-1	0.0-0	0	0	0	0	0
Texas A&M	0	0	0	0.0-0	0.0-0	0	0	0	0	0
South Carolina	0	1	1	0.0-0	0.0-0	0	0	0	0	0
Vanderbilt	0	2	2	0.5-1	0.5-1	0	0	0	0	0
Florida State	1	1	2	0.0-0	0.0-0	0	0	0	0	0
Oregon State	1	1	2	0.0-0	0.0-0	0	0	0	0	0

2023

Opponent	Solo	Ast	Total	TFL	SACK	INT	PBU	FF	FR	QBH
Utah	0	0	0	0.0-0	0.0-0	0	0	0	0	1
McNeese	0	0	0	0.0-0	0.0-0	0	0	0	0	0
Tennessee	0	1	1	0.5-0	0.0-0	0	0	0	0	0
Charlotte	0	0	0	0.0-0	0.0-0	0	0	0	0	0
Kentucky	0	1	1	0.0-0	0.0-0	0	0	0	0	0
Vanderbilt	0	0	0	0.0-0	0.0-0	0	0	0	0	0
South Carolina	2	0	2	0.0-0	0.0-0	0	0	0	0	0
Georgia	0	3	3	0.0-0	0.0-0	0	0	0	0	0
Arkansas	2	3	5	0.0-0	0.0-0	0	0	0	0	0
LSU	1	5	6	0.5-1	0.5-1	0	0	0	0	0
Missouri	1	1	2	0.0-0	0.0-0	0	0	0	0	0
Florida State <sup>1</sup>	1	2	3	0.0-0	0.0-0	0	0	0	0	0

2024

Opponent	Solo	Ast	Total	TFL	SACK	INT	PBU	FF	FR	QBH
<b>Murray State<sup>2</sup></b>	2	1	3	1.0-13	<b>1.0-13</b>	0	1	1	0	0
Buffalo <sup>3</sup>	0	4	4	0.5-1	0.5-1	0	0	0	0	0
Boston College	0	3	3	0.0-0	0.0-0	0	0	0	0	0
<b>Vanderbilt<sup>4</sup></b>	2	5	7	<b>2.5-10</b>	0.0-0	0	1	0	0	1
Texas A&M <sup>5</sup>	1	2	3	0.0-0	0.0-0	0	0	0	0	1
<b>Massachusetts<sup>6</sup></b>	1	2	3	1.0-1	<b>1.0-1</b>	0	0	0	0	0
Auburn <sup>7</sup>	1	3	4	0.5-1	0.0-0	0	0	0	0	0
Alabama <sup>8</sup>	0	3	3	0.0-0	0.0-0	0	0	0	0	1
Oklahoma	1	3	4	0.0-0	0.0-0	0	0	0	0	0
South Carolina	1	0	1	0.0-0	0.0-0	0	0	0	0	0
Mississippi State	0	1	1	0.0-0	0.0-0	0	0	0	0	0
Arkansas <sup>9</sup>	0	2	2	0.0-0	0.0-0	0	0	0	0	0
Iowa <sup>10</sup>	1	0	1	0.0-0	0.0-0	0	0	0	0	0

2025

Opponent	Solo	Ast	Total	TFL	SACK	INT	PBU	FF	FR	QBH
Central Arkansas <sup>11</sup>	0	2	2	0.0-0	0.0-0	0	0	0	0	0
Kansas <sup>12</sup>	0	3	3	0.5-0	0.5-0	0	0	0	0	0
Louisiana <sup>13</sup>	0	1	1	0.0-0	0.0-0	0	0	0	0	1
South Carolina <sup>14</sup>	0	2	2	0.5-6	0.5-6	0	0	0	0	0
Massachusetts <sup>15</sup>	1	2	3	0.0-0	0.0-0	0	0	0	0	1
Alabama <sup>16</sup>	0	2	2	0.5-4	0.0-0	0	0	0	0	2
Auburn <sup>17</sup>	4	0	4	2.0-9	1.0-7	0	0	0	0	0
Vanderbilt										
Texas A&M										
Mississippi State										
Oklahoma										
Arkansas										

Year	G/GS	Solo	Ast	Total	TFL	SACK	INT	PBU	FF	FR	QBH
2022 <sup>8</sup>	13/0	7	16	23	2.5-6	1.5-4	0	0	0	1	1
2023 <sup>8</sup>	12/1	7	16	23	1.0-1	0.5-1	0	0	0	0	1
2024	13/9	10	29	39	5.5-26	2.5-15	0	2	1	0	3
2025	7/7	5	12	17	3.5-19	2.0-13	0	0	0	0	4
Total	45/17	29	73	102	12.5-52	6.5-33	0	2	1	1	9

NOTE: Played the 2022 and 2023 seasons at Florida



## 22 DANTE McCLELLAN

CB

Freshman | Canton, Ohio | McKinley HS

## Year-By-Year

2025

Opponent	Solo	Ast	Total	TFL	SACK	INT	PBU	FF	FR	QBH
<b>Central Arkansas</b>	0	3	3	0.0-0	0.0-0	1	0	0	0	0
Kansas		-DNP-								
Louisiana	1	1	2	0.0-0	0.0-0	0	0	0	0	0
South Carolina	0	1	1	0.0-0	0.0-0	0	0	0	0	0
Massachusetts	0	1	1	0.0-0	0.0-0	0	1	0	0	0
Alabama	0	0	0	0.0-0	0.0-0	0	0	0	0	1
Auburn	0	0	0	0.0-0	0.0-0	0	0	0	0	0
Vanderbilt										
Texas A&M										
Mississippi State										
Oklahoma										
Arkansas										

Year	G/GS	Solo	Ast	Total	TFL	SACK	INT	PBU	FF	FR	QBH
2025	6/0	1	6	7	0.0-0	0.0-0	1	1	0	0	1
Total	6/0	1	6	7	0.0-0	0.0-0	1	1	0	0	1

NOTE: Returned an interception for a touchdown 83 yards in his collegiate debut vs. Central Arkansas on August 28, 2025.



## 26 SHAMAR McNEIL

CB

Redshirt Sophomore | Lauderhill, Fla. | American Heritage HS

## Year-By-Year

2024

Opponent	Solo	Ast	Total	TFL	SACK	INT	PBU	FF	FR	QBH
Murray State	0	0	0	0.0-0	0.0-0	0	0	0	0	0
Buffalo		-DNP-								
Boston College		-DNP-								
Vanderbilt		-DNP-								
Texas A&M	0	0	0	0.0-0	0.0-0	0	0	0	0	0
Massachusetts	1	0	1	0.0-0	0.0-0	0	0	0	1	0
Auburn		-DNP-								
Alabama	1	0	1	0.0-0	0.0-0	0	0	0	0	0
Oklahoma	0	0	0	0.0-0	0.0-0	0	0	0	0	0
South Carolina		-DNP-								
Mississippi State		-DNP-								
Arkansas		-DNP-								
Iowa		-DNP-								

2025

Opponent	Solo	Ast	Total	TFL	SACK	INT	PBU	FF	FR	QBH
Central Arkansas	1	0	1	0	0	0	1	0	0	0
Kansas		-DNP-								
Louisiana		-DNP-								
South Carolina		-DNP-								
Massachusetts	0	0	0	0.0-0	0.0-0	0	0	0	0	0
Alabama		-DNP-								
Auburn		-DNP-								
Vanderbilt										
Texas A&M										
Mississippi State										
Oklahoma										
Arkansas										

Year	G/GS	Solo	Ast	Total	TFL	SACK	INT	PBU	FF	FR	QBH
2023	1/0	0	0	0	0.0-0	0.0-0	0	0	0	0	0
2024	5/0	2	0	2	0.0-0	0.0-0	0	0	0	1	0
2025	2/0	1	0	1	0.0-0	0.0-0	0	1	0	0	0
Total	7/0	3	0	3	0.0-0	0.0-0	0	1	0	1	0

NOTE: Played one game in 2023 against Arkansas



## 88 ROBERT MEYER

K

Freshman | Colfax, Calif. | Colfax HS

## Year-By-Year

2025

Opponent	FG-A	Made	Missed	Blk	PAT-A	Pts
Central Arkansas	0-0	-	-	-	4-4	4
Kansas	2-2	25, 20	-	-	4-5	10
<b>Louisiana</b>	1-2	22	41	-	<b>7-7</b>	10
<b>South Carolina</b>	<b>3-3</b>	<b>23,22,40</b>	-	-	0-1	9
Massachusetts	0-0	-	-	-	6-6	6
Alabama	1-1	35	-	-	3-3	6
Auburn	1-2	24	38	-	2-2	5
Vanderbilt						
Texas A&M						
Mississippi State						
Oklahoma						
Arkansas						

# 2025 MISSOURI FOOTBALL

Year	G/GS	1-19	20-29	30-39	40-49	50+	Total	Lg	Blk	PAT	Pts
2025	7/0	0-0	6-6	1-2	1-2	0-0	8-10	40	0	26-28	50
Total	7/0	0-0	6-6	1-2	1-2	0-0	8-10	40	0	22-28	50

Year	G/GS	KO	Yards	Avg.	TB	OB
2025	7/0	0	0	0.00	0	0
Total	7/0	0	0	0.00	0	0



## 14 TRISTON NEWSON

LB

Graduate Student | Independence, Miss. (Northeast Mississippi CC)

### Year-By-Year

Opponent	Solo	Ast	Total	TFL	SACK	INT	PBU	FF	FR	QBH
Holmes CC	1	1	2	0.0-0	0.0-0	0	0	0	0	0
Mississippi Delta CC	3	0	3	0.0-0	0.0-0	0	0	0	0	0
Coahoma CC	1	0	1	0.0-0	0.0-0	0	0	0	0	0
Northwest Mississippi CC	2	1	3	0.0-0	0.0-0	0	0	0	0	0
Holmes CC	-DNP-									
Itawamba CC	7	3	10	0.5-1	0.5-1	0	0	0	0	0

### 2021

Opponent	Solo	Ast	Total	TFL	SACK	INT	PBU	FF	FR	QBH
Jones College	1	1	2	0.0-0	0.0-0	0	0	0	0	0
Mississippi Gulf Coast CC	1	5	6	0.0-0	0.0-0	0	0	0	0	0
Hinds CC	1	1	2	0.0-0	0.0-0	0	0	0	0	0
Northwest Mississippi CC	0	3	3	0.0-0	0.0-0	0	0	0	1	0
Itawamba CC	4	1	5	0.0-0	0.0-0	0	0	1	0	0
East Mississippi CC	3	1	4	0.5-1	0.0-0	0	0	0	0	0
Mississippi Delta CC	1	1	2	0.0-0	0.0-0	0	0	0	0	0
Coahoma CC	5	1	6	0.0-0	0.0-0	0	1	0	0	0
Holmes CC	6	1	7	0.0-0	0.0-0	0	0	1	0	0

### 2022

Opponent	Solo	Ast	Total	TFL	SACK	INT	PBU	FF	FR	QBH
Hinds CC <sup>1</sup>	3	7	10	1.5-3	0.0-0	0	0	0	0	0
Pearl River CC <sup>2</sup>	3	7	10	0.5-0	0.0-0	0	0	0	0	0
Itawamba CC <sup>3</sup>	6	7	13	0.0-0	0.0-0	1	1	0	1	0
<b>Mississippi Delta CC<sup>4</sup></b>	6	4	10	<b>2.5-18</b>	<b>2.0-18</b>	1	0	0	0	0
Holmes CC <sup>5</sup>	7	6	13	2.0-3	0.0-0	0	2	0	0	0
East Central CC <sup>6</sup>	7	5	12	0.0-0	0.0-0	0	0	1	0	0
East Mississippi CC <sup>7</sup>	6	9	15	0.0-0	0.0-0	0	0	1	0	0
Coahoma CC <sup>8</sup>	7	4	11	0.0-0	0.0-0	1	0	2	1	0
NW Mississippi CC <sup>9</sup>	6	7	13	2.5-6	0.0-0	0	1	0	0	0

### 2023

Opponent	Solo	Ast	Total	TFL	SACK	INT	PBU	FF	FR	QBH
South Dakota	0	0	0	0.0-0	0.0-0	0	0	0	0	0
Middle Tennessee	1	0	1	1.0-3	0.0-0	0	0	0	0	0
Kansas State	0	1	1	0.0-0	0.0-0	0	0	0	0	0
Memphis	1	0	1	0.0-0	0.0-0	0	0	0	0	0
Vanderbilt	0	0	0	0.0-0	0.0-0	0	0	0	0	0
LSU	0	0	0	0.0-0	0.0-0	0	0	0	0	0
Kentucky	0	1	1	0.0-0	0.0-0	0	0	0	0	0
South Carolina	2	3	5	0.5-4	0.5-4	0	0	0	0	0
Georgia	1	0	1	0.0-0	0.0-0	0	0	0	0	0
Tennessee	3	5	8	1.0-1	0.0-0	0	0	1	0	1
Florida <sup>10</sup>	5	4	9	0.0-0	0.0-0	0	0	0	0	0
<b>Arkansas</b>	6	9	15	2.0-2	0.0-0	0	0	0	2	0
<b>Ohio State<sup>11</sup></b>	8	2	10	<b>2.5-7</b>	0.0-0	0	0	0	0	1

### 2024

Opponent	Solo	Ast	Total	TFL	SACK	INT	PBU	FF	FR	QBH
Murray State <sup>12</sup>	3	2	5	1.0-1	0.0-0	0	0	0	0	0
Buffalo <sup>13</sup>	0	1	1	0.0-0	0.0-0	0	1	0	0	0
Boston College <sup>14</sup>	1	4	5	0.0-0	0.0-0	0	0	0	0	0
Vanderbilt <sup>15</sup>	1	2	3	0.0-0	0.0-0	0	0	0	0	0
Texas A&M <sup>16</sup>	3	1	4	0.0-0	0.0-0	0	0	0	0	1
Massachusetts	-DNP-									
Auburn <sup>17</sup>	4	3	7	0.0-0	0.0-0	0	0	0	0	1
Alabama <sup>18</sup>	1	3	4	0.5-2	0.0-0	0	0	0	0	0
<b>Oklahoma<sup>19</sup></b>	6	4	10	<b>2.5-20</b>	1.0-18	0	0	1	0	0
South Carolina <sup>20</sup>	6	2	8	0.0-0	0.0-0	0	0	0	0	1
Mississippi State <sup>21</sup>	3	3	6	0.0-0	0.0-0	0	0	0	0	0
Arkansas <sup>22</sup>	4	7	11	0.5-1	0.0-0	0	0	0	0	0
Iowa <sup>23</sup>	7	0	7	2.0-3	0.0-0	0	0	0	0	1

### 2025

Opponent	Solo	Ast	Total	TFL	SACK	INT	PBU	FF	FR	QBH
Central Arkansas <sup>24</sup>	1	2	3	0.0-0	0.0-0	0	0	0	0	0
Kansas <sup>25</sup>	1	3	4	1.0-6	0.5-1	0	0	0	0	0
Louisiana <sup>26</sup>	0	0	0	0.0-0	0.0-0	0	0	0	0	0
South Carolina	1	1	2	0.0-0	0.0-0	0	0	0	0	0
Massachusetts	0	0	0	0.0-0	0.0-0	0	2	0	0	0
Alabama <sup>27</sup>	1	2	3	0.5-1	0.0-0	0	0	0	0	0
Auburn	2	0	2	0.0-0	0.0-0	0	0	0	0	0

### Vanderbilt

### Texas A&M

### Mississippi State

### Oklahoma

### Arkansas

Year	G/GS	Solo	Ast	Total	TFL	SACK	INT	PBU	FF	FR	QBH
2020 <sup>8</sup>	5/0	14	5	19	0.5-1	0.5-1	0	0	0	0	0
2021 <sup>8</sup>	9/0	22	15	37	0.5-1	0.0-0	0	1	2	1	0
2022 <sup>8</sup>	9/9	51	56	107	9.0-30	2.0-18	3	4	4	2	0
2023	13/2	27	25	52	7.0-17	0.5-4	0	0	1	2	2
2024	12/12	39	32	71	6.5-27	1.0-18	0	1	1	0	4
2025	7/4	6	8	14	1.5-7	0.5-1	0	2	0	0	0
Total	55/27	159	141	300	25.0-83	4.5-42	3	8	8	5	6

NOTE: Played the 2020, 2021, and 2022 seasons at Northeast Mississippi CC

NOTE: Returned fumble 3 yards for a TD against Coahoma CC, 2022



## 87 BRETT NORFLEET

TE

Junior | O'Fallon, Mo. | Francis Howell HS

### Year-By-Year

Opponent	Rec	Yds	Lg	TD	Rush	Yds	Lg	TD
South Dakota	0	0	0	0	0	0	0	0
Middle Tennessee	1	10	10	0	0	0	0	0
Kansas State	2	40	27	0	0	0	0	0
Memphis	-DNP-							
Vanderbilt	1	5	5	0	0	0	0	0
LSU	1	9	9	1	0	0	0	0
Kentucky <sup>1</sup>	4	40	22	0	0	0	0	0
South Carolina <sup>2</sup>	0	0	0	0	0	0	0	0
Georgia <sup>3</sup>	0	0	0	0	0	0	0	0
Tennessee <sup>4</sup>	2	16	9	0	0	0	0	0
Florida <sup>5</sup>	3	43	16	0	0	0	0	0
<b>Arkansas<sup>6</sup></b>	3	32	16	<b>2</b>	0	0	0	0
Ohio State <sup>7</sup>	1	2	2	0	0	0	0	0

### 2024

Opponent	Rec	Yds	Lg	TD	Rush	Yds	Lg	TD
Murray State <sup>8</sup>	1	4	4	0	0	0	0	0
Buffalo	-DNP-							
Boston College <sup>9</sup>	3	10	5	0	0	0	0	0
Vanderbilt	3	13	5	0	0	0	0	0
Texas A&M <sup>10</sup>	0	0	0	0	0	0	0	0
Massachusetts <sup>11</sup>	3	48	36	1	0	0	0	0
Auburn <sup>12</sup>	3	31	16	0	0	0	0	0
Alabama <sup>13</sup>	3	23	13	0	0	0	0	0
Oklahoma	3	19	11	1	0	0	0	0
South Carolina <sup>14</sup>	2	13	9	0	0	0	0	0
Mississippi State <sup>15</sup>	2	24	17	0	0	0	0	0
Arkansas	3	50	18	0	0	0	0	0
Iowa	-DNP-							

### 2025

Opponent	Rec	Yds	Lg	TD	Rush	Yds	Lg	TD
Central Arkansas <sup>16</sup>	3	9	8	1	0	0	0	0
<b>Kansas<sup>17</sup></b>	7	76	27	<b>2</b>	0	0	0	0
Louisiana <sup>18</sup>	1	2	2	0	0	0	0	0
South Carolina <sup>19</sup>	3	35	25	0	0	0	0	0
Massachusetts <sup>20</sup>	6	52	16	1	0	0	0	0
Alabama <sup>21</sup>	3	38	26	1	0	0	0	0
Auburn <sup>22</sup>	2	9	10	0	0	0	0	0

### Vanderbilt

### Texas A&M

### Mississippi State

### Oklahoma

### Arkansas

Year	G/GS	Rec	Yards	Avg.	TD	Lg
2023	12/7	18	197	10.94	3	27
2024	11/8	26	235	9.04	2	36
2025	7/7	25	221	8.84	5	27
Total	30/22	69	653	9.46	10	36



## 12 DREY NORWOOD

CB

Redshirt Senior | Fort Smith, Ark. (Texas A&amp;M)

## Year-By-Year

2022

Opponent	Solo	Ast	Total	TFL	SACK	INT	PBU	FF	FR	QBH
Louisiana Tech	0	0	0	0.0-0	0.0-0	0	0	0	0	0
Kansas State	1	0	1	0.0-0	0.0-0	0	0	0	0	0
Abilene Christian	0	0	0	0.0-0	0.0-0	0	1	0	0	0
Auburn	1	0	1	0.0-0	0.0-0	0	0	0	0	0
Georgia	2	0	2	0.0-0	0.0-0	0	0	0	0	0
Florida <sup>1</sup>	1	2	3	0.0-0	0.0-0	0	1	0	0	0
Vanderbilt	0	1	1	0.0-0	0.0-0	0	1	0	0	0
South Carolina	0	0	0	0.0-0	0.0-0	1	1	0	0	0
Kentucky	0	0	0	0.0-0	0.0-0	0	0	0	0	0
Tennessee	0	0	0	0.0-0	0.0-0	0	0	0	0	0
<b>New Mexico State</b>	4	0	4	<b>1.0-7</b>	<b>1.0-7</b>	0	0	0	0	0
Arkansas	1	0	1	0.0-0	0.0-0	0	0	0	1	0
Wake Forest	1	0	1	0.0-0	0.0-0	0	0	0	0	0

2023

Opponent	Solo	Ast	Total	TFL	SACK	INT	PBU	FF	FR	QBH
South Dakota	1	0	1	0.0-0	0.0-0	0	0	0	0	0
Middle Tennessee	2	1	3	0.0-0	0.0-0	0	0	0	0	0
Kansas State	0	0	0	0.0-0	0.0-0	0	0	0	0	0
<b>Memphis<sup>2</sup></b>	0	0	0	0.0-0	0.0-0	0	<b>2</b>	0	0	0
Vanderbilt	-DNP-									
LSU	1	3	4	0.0-0	0.0-0	0	0	0	0	0
Kentucky <sup>3</sup>	1	2	3	0.0-0	0.0-0	0	0	0	1	0
South Carolina <sup>4</sup>	1	0	1	0.0-0	0.0-0	0	0	0	0	0
Georgia	1	0	1	0.0-0	0.0-0	0	0	0	0	0
Tennessee	1	1	2	0.0-0	0.0-0	0	0	0	0	0
Florida	1	0	1	0.0-0	0.0-0	0	0	0	0	0
Arkansas <sup>5</sup>	1	0	1	0.0-0	0.0-0	0	1	0	0	0
Ohio State <sup>6</sup>	2	1	3	0.0-0	0.0-0	0	0	0	0	0

2024

Opponent	Solo	Ast	Total	TFL	SACK	INT	PBU	FF	FR	QBH
Murray State <sup>7</sup>	0	0	0	0.0-0	0.0-0	0	0	0	0	0
Buffalo <sup>8</sup>	1	0	1	0.0-0	0.0-0	0	0	0	0	0
<b>Boston College<sup>9</sup></b>	1	1	2	<b>1.0-1</b>	0.0-0	1	0	0	0	0
Vanderbilt <sup>10</sup>	1	2	3	0.0-0	0.0-0	0	0	0	0	0
<b>Texas A&amp;M<sup>11</sup></b>	6	2	8	0.0-0	0.0-0	0	0	0	0	0
Massachusetts <sup>12</sup>	0	3	3	0.0-0	0.0-0	0	1	0	0	0
Auburn <sup>13</sup>	1	1	2	0.0-0	0.0-0	0	1	0	0	0
Alabama <sup>14</sup>	1	0	1	0.0-0	0.0-0	0	0	0	0	0
Oklahoma <sup>15</sup>	0	0	0	0.0-0	0.0-0	0	0	0	0	0
South Carolina <sup>16</sup>	1	1	2	0.0-0	0.0-0	1	0	0	0	0
Mississippi State <sup>17</sup>	0	2	2	0.0-0	0.0-0	0	0	0	0	0
<b>Arkansas<sup>18</sup></b>	6	2	8	0.0-0	0.0-0	0	1	0	0	0
Iowa <sup>19</sup>	2	0	2	0.0-0	0.0-0	0	0	0	0	0

2025

Opponent	Solo	Ast	Total	TFL	SACK	INT	PBU	FF	FR	QBH
Central Arkansas <sup>20</sup>	0	0	0	0.0-0	0.0-0	0	1	0	0	0
Kansas <sup>21</sup>	3	1	4	0.0-0	0.0-0	0	1	0	0	0
<b>Louisiana<sup>22</sup></b>	1	1	2	<b>1.0-1</b>	0.0-0	0	2	0	0	0
South Carolina <sup>23</sup>	1	1	2	0.5-1	0.0-0	0	0	0	0	0
Massachusetts	0	0	0	0.0-0	0.0-0	0	0	0	0	0
Alabama	3	0	3	0.0-0	0.0-0	0	0	0	0	0
Auburn <sup>24</sup>	3	0	3	0.0-0	0.0-0	0	0	0	0	0
Vanderbilt										
Texas A&M										
Mississippi State										
Oklahoma										
Arkansas										

Year	G/GS	Solo	Ast	Total	TFL	SACK	INT	PBU	FF	FR	QBH
2021 <sup>6</sup>	3/0	0	0	0	0.0-0	0.0-0	0	0	0	0	0
2022	13/1	11	3	14	1.0-7	1.0-7	1	4	0	1	0
2023	12/5	12	8	20	0.0-0	0.0-0	0	3	0	1	0
2024	13/13	20	14	34	1.0-1	0.0-0	2	3	0	0	0
2025	7/5	11	3	14	1.5-2	0.0-0	0	4	0	0	0
Total	48/24	54	28	82	3.5-10	1.0-7	3	14	0	2	0

NOTE: Played the 2021 season at Texas A&amp;M; saw action against Kent State, Prairie View A&amp;M and LSU



## 1 DONOVAN OLUGBODE

WR

Freshman | Chicago, Ill. | IMG Academy [Fla.]

## Year-By-Year

2025

Opponent	Rec	Yds	Lg	TD	Rush	Yds	Lg	TD
Central Arkansas	4	37	10	0	0	0	0	0
Kansas	3	29	14	0	0	0	0	0
Louisiana	0	0	0	0	0	0	0	0
South Carolina	0	0	0	0	0	0	0	0
Massachusetts	1	12	12	0	0	0	0	0
<b>Alabama</b>	3	55	27	<b>1</b>	0	0	0	0
<b>Auburn</b>	5	69	27	0	0	0	0	0
Vanderbilt								
Texas A&M								
Mississippi State								
Oklahoma								
Arkansas								

Year	G/GS	Rec	Yards	Avg.	TD	Lg
2025	7/0	16	202	12.63	1	27
Total	7/0	16	202	12.63	1	27



## 3 MOSE PHILLIPS III

S

Junior | Nashville, Tenn. (Virginia Tech)

## Year-By-Year

2023

Opponent	Solo	Ast	Total	TFL	SACK	INT	PBU	FF	FR	QBH
Old Dominion	1	1	2	0.0-0	0.0-0	0	0	0	0	0
Purdue	0	0	0	0.0-0	0.0-0	0	0	0	0	0
Rutgers	1	3	4	0.0-0	0.0-0	0	0	0	0	0
Marshall	5	0	5	0.0-0	0.0-0	0	0	0	0	0
Pittsburgh	1	1	2	0.0-0	0.0-0	0	0	0	0	0
Florida State <sup>1</sup>	0	2	2	0.0-0	0.0-0	0	0	0	0	0
Wake Forest	0	0	0	0.0-0	0.0-0	0	0	0	0	0
Syracuse	0	1	1	0.0-0	0.0-0	0	0	0	0	0
Louisville	1	0	1	0.0-0	0.0-0	0	0	0	0	0
Boston College	0	2	2	0.0-0	0.0-0	0	0	0	0	0
NC State	0	0	0	0.0-0	0.0-0	0	0	0	0	0
Virginia	1	0	1	0.0-0	0.0-0	0	0	0	0	0
Tulane <sup>2</sup>	5	2	7	0.0-0	0.0-0	0	0	1	0	0

2024

Opponent	Solo	Ast	Total	TFL	SACK	INT	PBU	FF	FR	QBH
Vanderbilt <sup>3</sup>	2	5	7	0.5-2	0.0-0	0	0	0	0	0
<b>Marshall<sup>4</sup></b>	4	1	5	<b>1.0-2</b>	<b>1.0-2</b>	0	<b>2</b>	0	0	0
Old Dominion <sup>5</sup>	3	3	6	0.0-0	0.0-0	0	0	0	0	0
<b>Rutgers<sup>6</sup></b>	3	8	11	0.5-1	0.0-0	0	0	0	0	0
<b>Miami</b>	3	2	5	0.0-0	0.0-0	<b>1</b>	0	0	0	0
Stanford <sup>7</sup>	3	1	4	<b>1.0-1</b>	0.0-0	0	0	1	0	0
Boston College <sup>8</sup>	2	0	2	0.0-0	0.0-0	0	0	0	0	0
Georgia Tech <sup>9</sup>	2	3	5	0.0-0	0.0-0	0	0	0	0	0
Syracuse <sup>10</sup>	4	2	6	0.5-0	0.0-0	0	0	0	0	0
Clemson <sup>11</sup>	6	3	9	0.0-0	0.0-0	0	1	0	0	0
Duke <sup>12</sup>	0	2	2	0.0-0	0.0-0	0	0	0	0	0
Virginia <sup>13</sup>	2	1	3	0.0-0	0.0-0	0	0	0	0	0
Minnesota	-DNP-									

2025

Opponent	Solo	Ast	Total	TFL	SACK	INT	PBU	FF	FR	QBH
Central Arkansas	0	0	0	0.0-0	0.0-0	0	0	0	0	0
Kansas	0	0	0	0.0-0	0.0-0	0	0	0	0	0
Louisiana	0	0	0	0.0-0	0.0-0	0	0	0	0	0
South Carolina	0	0	0	0.0-0	0.0-0	0	0	0	0	0
Massachusetts	0	1	1	0.5-1	0.0-0	0	0	0	0	0
Alabama	0	0	0	0.0-0	0.0-0	0	0	0	0	0
Auburn	0	0	0	0.0-0	0.0-0	0	0	0	0	0
Vanderbilt										
Texas A&M										
Mississippi State										
Oklahoma										
Arkansas										

Year	G/GS	Solo	Ast	Total	TFL	SACK	INT	PBU	FF	FR	QBH
2023 <sup>8</sup>	13/2	15	12	27	0.0-0	0.0-0	0	0	1	0	0
2024 <sup>8</sup>	12/11	34	31	65	3.5-6	1.0-2	1	3	1	0	0
2025	7/0	0	1	1	0.5-1	0.0-0	0	0	0	0	0
Total	32/13	49	44	93	4.0-7	1.0-2	1	3	2	0	0

NOTE: Played the 2023 and 2024 seasons at Virginia Tech



9 BEAU PRIBULA

QB

Graduate Student | York, Pa. (Penn State)

Year-By-Year

Opponent	C-A	Pct.	Yds	TD-INT	Lg	Rush	Yds	Lg	TD
West Virginia	1-1	1.000	7	0-0	7	3	18	11	1
Delaware	3-5	.600	22	1-0	10	8	46	18	1
Illinois	0-3	.000	0	0-0	0	9	47	21	0
Iowa	1-3	.333	16	0-0	16	8	55	18	0
Northwestern	1-1	1.000	30	1-0	30	0	0	0	0
Massachusetts	0-0	.000	0	0-0	0	6	59	31	1
Ohio State		-DNP-							
Indiana	0-0	.000	0	0-0	0	1	3	3	0
Maryland	1-4	.250	6	0-0	6	9	12	6	1
Michigan		-DNP-							
Rutgers	1-1	1.000	9	0-0	9	8	71	39	1
Michigan State	2-2	1.000	11	1-0	8	1	2	2	1
Ole Miss	1-1	1.000	48	1-0	48	3	16	12	0

Opponent	C-A	Pct.	Yds	TD-INT	Lg	Rush	Yds	Lg	TD
West Virginia	1-1	1.000	19	1-0	19	3	25	12	0
Bowling Green	0-0	.000	0	0-0	0	2	12	8	0
Kent State	6-9	.667	83	1-1	19	5	45	14	1
Illinois	0-0	.000	0	0-0	0	3	17	7	0
UCLA	0-0	.000	0	0-0	0	2	6	5	0
Southern California	0-0	.000	0	0-0	0	0	0	0	0
Wisconsin	11-13	.846	98	1-0	23	6	28	9	0
Ohio State	1-1	1.000	4	0-0	4	1	0	0	0
Washington	0-0	.000	0	0-0	0	1	8	8	1
Purdue	5-8	.625	58	1-0	24	5	56	49	1
Minnesota	0-0	.000	0	0-0	0	1	4	4	0
Maryland	2-3	.667	13	1-0	15	6	29	14	1
Oregon	0-0	.000	0	0-0	0	3	12	18	0
SMU		-DNP-							
Boise State		-DNP-							
Notre Dame		-DNP-							

Opponent	C-A	Pct.	Yds	TD-INT	Lg	Rush	Yds	Lg	TD
Central Arkansas <sup>1</sup>	23-28	.821	283	2-0	49	10	65	31	2
Kansas <sup>2</sup>	30-39	.769	334	3-0	50	9	6	12	0
Louisiana <sup>3</sup>	15-22	.682	174	2-1	39	6	5	14	1
South Carolina <sup>4</sup>	16-27	.593	171	1-1	25	9	72	17	0
Massachusetts <sup>5</sup>	26-29	.897	214	1-1	20	6	-27	4	0
Alabama <sup>6</sup>	16-28	.571	167	2-2	27	11	61	23	1
Auburn <sup>7</sup>	23-40	.575	252	0-2	27	16	28	26	1
Vanderbilt									
Texas A&M									
Mississippi State									
Oklahoma									
Arkansas									

Year	G/GS	Comp	Att	Pct.	Yards	TD	INT	Lg
2022 <sup>8</sup>	0/0	0	0	.000	0	0	0	0
2023 <sup>8</sup>	11/0	11	21	.524	149	4	0	48
2024 <sup>8</sup>	13/0	26	35	.743	275	5	1	24
2025	7/7	149	213	.728	1,595	11	7	50
Total	31/7	186	269	.691	2,019	20	8	50

Year	G/GS	Rush	Yards	Avg.	TD	Lg
2022 <sup>8</sup>	0/0	0	0	0.00	0	0
2023 <sup>8</sup>	11/0	56	329	5.88	6	39
2024 <sup>8</sup>	13/0	38	242	6.37	4	49
2025	7/7	67	210	3.13	5	31
Total	31/7	161	781	4.85	15	49

NOTE: Played the 2022, 2023 and 2024 seasons at Penn State



2 TORIANO PRIDE JR.

CB

Senior | St. Louis, Mo. (Clemson)

Year-By-Year

Opponent	Solo	Ast	Total	TFL	SACK	INT	PBU	FF	FR	QBH
Georgia Tech	0	0	0	0.0-0	0.0-0	0	0	0	0	0
Furman	2	1	3	0.0-0	0.0-0	0	0	0	0	0
Louisiana Tech	0	0	0	0.0-0	0.0-0	0	3	0	0	0
Wake Forest	2	2	4	0.0-0	0.0-0	0	0	0	0	0
NC State	5	0	5	0.0-0	0.0-0	1	0	0	0	0
Boston College <sup>1</sup>	0	0	0	0.0-0	0.0-0	0	0	0	0	0
Florida State	0	0	0	0.0-0	0.0-0	0	0	0	0	0
Syracuse	0	0	0	0.0-0	0.0-0	0	0	0	0	0
Notre Dame	0	0	0	0.0-0	0.0-0	0	0	0	0	0
Louisville	2	1	3	0.0-0	0.0-0	0	0	0	0	0
Miami	1	0	1	1.0-9	1.0-9	0	0	0	0	0
South Carolina	0	0	0	0.0-0	0.0-0	0	0	0	0	0
North Carolina	1	0	1	0.0-0	0.0-0	0	0	0	0	0
Tennessee	4	1	5	0.0-0	0.0-0	0	1	0	0	0

Opponent	Solo	Ast	Total	TFL	SACK	INT	PBU	FF	FR	QBH
Duke	0	0	0	0.0-0	0.0-0	0	0	0	0	0
Charleston So.	1	0	1	0.0-0	0.0-0	0	0	0	0	0
Florida Atlantic	5	0	5	0.0-0	0.0-0	0	1	0	0	0
Florida State	0	0	0	0.0-0	0.0-0	0	0	0	0	0
Syracuse	1	0	1	0.0-0	0.0-0	0	0	0	0	0
Wake Forest <sup>2</sup>	6	1	7	1.0-4	0.0-0	0	3	0	0	0
Miami	0	0	0	0.0-0	0.0-0	0	0	0	0	0
NC State	0	0	0	0.0-0	0.0-0	0	0	0	0	0
Notre Dame	0	0	0	0.0-0	0.0-0	0	0	0	0	0
Georgia Tech	0	0	0	0.0-0	0.0-0	0	0	0	0	0
North Carolina	0	0	0	0.0-0	0.0-0	0	0	0	0	0
South Carolina	0	0	0	0.0-0	0.0-0	0	0	0	0	0
Kentucky				-DNP-						

Opponent	Solo	Ast	Total	TFL	SACK	INT	PBU	FF	FR	QBH
Murray State <sup>3</sup>	0	0	0	0.0-0	0.0-0	1	0	0	0	0
Buffalo <sup>4</sup>	0	0	0	0.0-0	0.0-0	0	0	0	0	0
Boston College <sup>5</sup>	1	1	2	0.0-0	0.0-0	0	0	0	0	0
Vanderbilt <sup>6</sup>	0	0	0	0.0-0	0.0-0	0	0	0	0	0
Texas A&M	4	0	4	0.0-0	0.0-0	0	1	0	0	0
Massachusetts	0	0	0	0.0-0	0.0-0	0	0	0	0	0
Auburn	1	0	1	0.0-0	0.0-0	0	0	0	1	0
Alabama	0	1	1	0.0-0	0.0-0	0	1	0	0	0
Oklahoma	1	2	3	0.0-0	0.0-0	0	0	0	0	0
South Carolina	1	0	1	0.0-0	0.0-0	0	0	0	0	0
Mississippi State	5	0	5	0.0-0	0.0-0	0	0	0	0	0
Arkansas <sup>7</sup>	3	0	3	0.0-0	0.0-0	0	2	1	0	0
Iowa <sup>8</sup>	1	1	2	0.0-0	0.0-0	1	0	0	0	0

Opponent	Solo	Ast	Total	TFL	SACK	INT	PBU	FF	FR	QBH
Central Arkansas <sup>9</sup>	2	0	2	0.0-0	0.0-0	0	0	0	0	0
Kansas <sup>10</sup>	0	1	1	0.0-0	0.0-0	0	0	0	0	0
Louisiana <sup>11</sup>	0	0	0	0.0-0	0.0-0	0	0	0	0	0
South Carolina <sup>12</sup>	1	2	3	0.0-0	0.0-0	0	1	0	0	0
Massachusetts <sup>13</sup>	0	0	0	0.0-0	0.0-0	0	0	0	0	0
Alabama <sup>14</sup>	3	0	3	0.0-0	0.0-0	0	0	0	0	1
Auburn	3	0	3	0.0-0	0.0-0	1	0	0	0	0
Vanderbilt										
Texas A&M										
Mississippi State										
Oklahoma										
Arkansas										

Year	G/GS	Solo	Ast	Total	TFL	SACK	INT	PBU	FF	FR	QBH
2022 <sup>8</sup>	14/1	17	5	22	1.0-9	1.0-9	1	4	0	0	0
2023 <sup>8</sup>	12/1	13	1	14	1.0-4	0.0-0	0	4	0	0	0
2024	13/6	17	5	22	0.0-0	0.0-0	2	4	1	1	0
2025	7/6	9	3	12	0.0-0	0.0-0	1	1	0	0	1
Total	46/14	56	14	70	2.0-13	1.0-9	4	13	1	1	1

NOTE: Played the 2022 and 2023 seasons at Clemson

NOTE: Recorded a safety against Miami, 2022

NOTE: Returned INT 25 yards for a TD against Murray State, 2024



20 JAMAL ROBERTS

RB

Redshirt Sophomore | St. Louis, Mo. | St. Mary's HS

Year-By-Year

2023	Opponent	Rush	Yds	Lg	TD	Rec	Yds	Lg	TD
	South Dakota		-DNP-						
	Middle Tennessee		-DNP-						
	Kansas State		-DNP-						
	Memphis		-DNP-						
	Vanderbilt		-DNP-						
	LSU		-DNP-						
	Kentucky	0	0	0	0	0	0	0	0
	South Carolina		-DNP-						
	Georgia		-DNP-						
	Tennessee		-DNP-						
	Florida		-DNP-						
	Arkansas	1	-1	0	0	0	0	0	0
	Ohio State		-DNP-						

2024	Opponent	Rush	Yds	Lg	TD	Rec	Yds	Lg	TD
	Murray State	3	8	4	1	0	0	0	0
	Buffalo	2	10	7	1	0	0	0	0
	Boston College	0	0	0	0	0	0	0	0
	Vanderbilt	0	0	0	0	0	0	0	0
	Texas A&M	0	0	0	0	1	4	4	0
	Massachusetts	3	7	3	0	0	0	0	0
	Auburn	5	20	5	1	0	0	0	0
	Alabama	17	71	12	0	1	10	10	0
	Oklahoma	13	54	8	0	1	-6	0	0
	South Carolina	0	0	0	0	1	1	1	0
	Mississippi State	5	29	14	0	0	0	0	0
	Arkansas	4	15	7	0	0	0	0	0
	Iowa	1	2	2	0	1	12	12	0

2025	Opponent	Rush	Yds	Lg	TD	Rec	Yds	Lg	TD
	Central Arkansas <sup>1</sup>	8	33	9	0	1	8	8	0
	Kansas	13	143	63	1	2	9	9	0
	Louisiana	8	46	17	0	1	39	39	1
	South Carolina	13	76	18	1	0	0	0	0
	Massachusetts	6	52	30	1	2	15	10	0
	Alabama	5	50	39	0	3	27	16	0
	Auburn <sup>2</sup>	3	6	6	0	2	13	15	0
	Vanderbilt								
	Texas A&M								
	Mississippi State								
	Oklahoma								
	Arkansas								

Year	G/GS	Rush	Yards	Avg.	TD	Lg
2023	2/0	1	-1	-1.00	0	0
2024	13/0	53	216	4.08	3	14
2025	7/2	56	406	7.25	3	63
Total	22/2	110	626	5.69	6	63

Year	G/GS	Rec	Yards	Avg.	TD	Lg
2023	2/0	0	0	0.00	0	0
2024	13/0	5	21	4.20	0	12
2025	7/2	11	111	10.09	1	39
Total	22/2	16	132	8.25	1	39



20 NICHOLAS RODRIGUEZ

LB

Sophomore | Miami, Fla. | St. Thomas Aquinas HS

Year-By-Year

2024	Opponent	Solo	Ast	Total	TFL	SACK	INT	PBU	FF	FR	QBH
	Murray State	2	0	2	0.0-0	0.0-0	0	0	0	0	0
	Buffalo		-DNP-								
	Boston College		-DNP-								
	Vanderbilt	0	0	0	0.0-0	0.0-0	0	0	0	0	0
	Texas A&M	0	0	0	0.0-0	0.0-0	0	0	0	0	0
	Massachusetts	3	6	9	0.0-0	0.0-0	0	0	0	0	0
	Auburn	0	2	2	0.0-0	0.0-0	0	0	0	0	0
	Alabama	1	0	1	0.0-0	0.0-0	0	0	0	0	0
	Oklahoma	0	0	0	0.0-0	0.0-0	0	0	0	0	0
	South Carolina	0	0	0	0.0-0	0.0-0	0	0	0	0	0
	Mississippi State	0	0	0	0.0-0	0.0-0	0	0	0	0	0
	Arkansas	0	1	1	0.0-0	0.0-0	0	0	0	0	0
	Iowa	2	0	2	0.0-0	0.0-0	0	0	0	0	0

2025	Opponent	Solo	Ast	Total	TFL	SACK	INT	PBU	FF	FR	QBH
	Central Arkansas	2	2	4	1.5-2	0.0-0	0	0	0	0	0
	Kansas	2	2	4	0.0-0	0.0-0	0	0	0	0	0
	Louisiana	0	0	0	0.0-0	0.0-0	0	0	0	0	0
	South Carolina	4	1	5	1.0-3	1.0-3	0	2	0	0	0
	Massachusetts <sup>1</sup>	1	1	2	0.0-0	0.0-0	0	0	0	0	0
	Alabama	3	2	5	0.0-0	0.0-0	0	0	0	0	0
	Auburn	0	0	0	0.0-0	0.0-0	0	0	0	0	0
	Vanderbilt										
	Texas A&M										
	Mississippi State										
	Oklahoma										
	Arkansas										

Year	G/GS	Solo	Ast	Total	TFL	SACK	INT	PBU	FF	FR	QBH
2024	11/0	8	9	17	0.0-0	0.0-0	0	0	0	0	0
2025	7/1	12	8	20	2.5-5	1.0-3	0	2	0	0	0
Total	18/1	20	17	37	2.5-5	1.0-3	0	2	0	0	0



19 DARRIS SMITH

DE

Redshirt Junior | Baxley, Ga. (Georgia)

Year-By-Year

2022	Opponent	Solo	Ast	Total	TFL	SACK	INT	PBU	FF	FR	QBH
	Oregon	0	0	0	0.0-0	0.0-0	0	0	0	0	0
	Samford	0	0	0	0.0-0	0.0-0	0	0	0	0	0
	South Carolina	0	0	0	0.0-0	0.0-0	0	0	0	0	0
	Kent State	0	0	0	0.0-0	0.0-0	0	0	0	0	0
	Missouri		-DNP-								
	Auburn		-DNP-								
	Vanderbilt	0	1	1	0.0-0	0.0-0	0	0	0	0	0
	Florida	0	0	0	0.0-0	0.0-0	0	0	0	0	0
	Tennessee		-DNP-								
	Mississippi State		-DNP-								
	Kentucky	0	0	0	0.0-0	0.0-0	0	0	0	0	0
	Georgia Tech	0	0	0	0.0-0	0.0-0	0	0	0	0	0
	LSU	0	0	0	0.0-0	0.0-0	0	0	0	0	0
	Ohio State	0	1	1	0.0-0	0.0-0	0	0	0	0	0
	TCU	1	0	1	0.0-0	0.0-0	0	0	0	0	0

2023	Opponent	Solo	Ast	Total	TFL	SACK	INT	PBU	FF	FR	QBH
	UT Martin	0	0	0	0.0-0	0.0-0	0	0	0	0	0
	Ball State	2	0	2	0.0-0	0.0-0	0	1	0	0	0
	South Carolina	0	0	0	0.0-0	0.0-0	0	0	0	0	0
	UAB	1	0	1	1.0-2	0.0-0	0	0	0	0	0
	Auburn	0	0	0	0.0-0	0.0-0	0	0	0	0	0
	Kentucky		-DNP-								
	Vanderbilt		-DNP-								
	Florida		-DNP-								
	Missouri		-DNP-								
	Ole Miss		-DNP-								
	Tennessee		-DNP-								
	Georgia Tech		-DNP-								
	Alabama		-DNP-								
	Florida State		-DNP-								

2025 MISSOURI FOOTBALL

2025

Opponent	Solo	Ast	Total	TFL	SACK	INT	PBU	FF	FR	QBH
<b>Central Arkansas</b>	<b>0</b>	<b>2</b>	<b>2</b>	0.0-0	0.0-0	0	0	0	0	0
Kansas	1	0	1	0.0-0	0.0-0	0	0	0	0	2
Louisiana	0	0	0	0.0-0	0.0-0	0	0	0	0	1
South Carolina	0	1	1	0.0-0	0.0-0	0	0	0	0	2
<b>Massachusetts</b>	<b>1</b>	<b>1</b>	<b>2</b>	<b>1.0-15</b>	<b>1.0-15</b>	0	0	0	0	1
Alabama	1	0	1	0.0-0	0.0-0	0	0	0	0	2
Auburn	0	0	0	0.0-0	0.0-0	0	0	0	0	0

Vanderbilt										
Texas A&M										
Mississippi State										
Oklahoma										
Arkansas										

Year	G/GS	Solo	Ast	Total	TFL	SACK	INT	PBU	FF	FR	QBH
2022 <sup>8</sup>	11/0	1	2	3	0.0-0	0.0-0	0	0	0	0	0
2023 <sup>8</sup>	5/0	3	0	3	1.0-2	0.0-0	0	1	0	0	0
2024	0/0	0	0	0	0.0-0	0.0-0	0	0	0	0	0
2025	7/0	3	4	7	1.0-15	1.0-15	0	0	0	0	7
Total	29/0	7	6	13	2.0-17	1.0-15	0	1	0	0	7

NOTE: Played the 2022 and 2023 seasons at Georgia

NOTE: Missed the entire 2024 season due to injury



40 JOSIAH TROTTER

LB

Redshirt Sophomore | Philadelphia, Pa. (West Virginia)

Year-By-Year

Opponent	Solo	Ast	Total	TFL	SACK	INT	PBU	FF	FR	QBH
Penn State <sup>1</sup>	5	5	10	0.0-0	0.0-0	0	1	0	0	0
Albany <sup>2</sup>	2	1	3	1.0-2	0.0-0	0	0	0	0	0
Pittsburgh <sup>3</sup>	1	3	4	0.5-4	0.5-4	0	0	0	0	1
Kansas <sup>4</sup>	6	5	11	0.0-0	0.0-0	0	0	0	0	0
<b>Oklahoma State<sup>5</sup></b>	<b>1</b>	<b>4</b>	<b>5</b>	0.0-0	0.0-0	<b>1</b>	1	0	0	0
<b>Iowa State<sup>6</sup></b>	<b>6</b>	<b>6</b>	<b>12</b>	0.0-0	0.0-0	0	0	0	0	1
Kansas State <sup>7</sup>	4	4	8	1.0-1	0.0-0	0	0	0	0	1
Arizona <sup>8</sup>	1	3	4	0.0-0	0.0-0	0	0	0	0	1
<b>Cincinnati<sup>9</sup></b>	<b>3</b>	<b>9</b>	<b>12</b>	1.5-2	0.0-0	0	0	0	0	0
Baylor	1	8	9	0.0-0	0.0-0	0	0	0	0	0
UCF <sup>10</sup>	3	3	6	0.0-0	0.0-0	0	0	0	0	0
Texas Tech <sup>11</sup>	3	5	8	0.0-0	0.0-0	0	0	0	0	1
Memphis										

Opponent	Solo	Ast	Total	TFL	SACK	INT	PBU	FF	FR	QBH
Central Arkansas <sup>12</sup>	5	3	8	1.0-2	0.0-0	0	0	0	0	0
<b>Kansas<sup>13</sup></b>	<b>2</b>	<b>3</b>	<b>5</b>	<b>2.0-7</b>	0.0-0	0	0	0	0	0
<b>Louisiana<sup>14</sup></b>	<b>2</b>	<b>0</b>	<b>2</b>	<b>2.0-2</b>	0.0-0	0	0	0	0	0
<b>South Carolina<sup>15</sup></b>	<b>5</b>	<b>6</b>	<b>11</b>	1.0-1	0.0-0	0	0	0	0	<b>2</b>
Massachusetts <sup>16</sup>	0	2	2	0.0-0	0.0-0	0	0	0	0	0
<b>Alabama<sup>17</sup></b>	<b>3</b>	<b>5</b>	<b>8</b>	0.0-0	0.0-0	0	0	0	0	<b>2</b>
Auburn <sup>18</sup>	7	1	8	2.0-9	1.0-3	0	0	0	0	1

Vanderbilt										
Texas A&M										
Mississippi State										
Oklahoma										
Arkansas										

Year	G/GS	Solo	Ast	Total	TFL	SACK	INT	PBU	FF	FR	QBH
2023 <sup>8</sup>	0/0										
2024 <sup>8</sup>	12/11	36	56	92	4.0-9	0.5-4	1	2	0	0	5
2025	7/7	24	20	44	8.0-21	1.0-3	0	0	0	0	5
Total	19/18	60	76	136	12.0-30	1.5-7	1	2	0	0	10

NOTE: Played the 2023 and 2024 seasons at West Virginia

NOTE: Missed the entire 2023 season due to injury



10 STERLING WEBB

DT

Senior | St. Louis, Mo. (New Mexico State)

Year-By-Year

Opponent	Solo	Ast	Total	TFL	SACK	INT	PBU	FF	FR	QBH
Nevada										
Minnesota	0	0	0	0.0-0	0.0-0	0	0	0	0	0
UTEP <sup>1</sup>	0	1	1	0.0-0	0.0-0	0	0	0	0	1
Wisconsin	0	2	2	0.5-5	0.5-5	0	0	0	0	0
Hawaii <sup>2</sup>	0	0	0	0.0-0	0.0-0	0	0	0	0	1
<b>Florida International<sup>3</sup></b>	<b>3</b>	<b>0</b>	<b>3</b>	<b>2.0-4</b>	1.0-3	0	0	0	0	1
New Mexico <sup>4</sup>	0	0	0	0.0-0	0.0-0	0	0	0	0	1
San Jose State										
Massachusetts <sup>5</sup>	0	2	2	0.0-0	0.0-0	0	0	0	0	0
Lamar	1	1	2	0.0-0	0.0-0	0	0	1	0	0
Missouri	3	1	4	0.0-0	0.0-0	0	0	1	0	0
Liberty <sup>6</sup>	1	1	2	0.0-0	0.0-0	0	0	0	0	0
Valparaiso <sup>7</sup>	1	0	1	0.0-0	0.0-0	0	0	0	0	0
Bowling Green										

Opponent	Solo	Ast	Total	TFL	SACK	INT	PBU	FF	FR	QBH
Massachusetts <sup>8</sup>	1	1	2	0.0-0	0.0-0	0	0	0	0	0
Western Illinois <sup>9</sup>	0	1	1	0.0-0	0.0-0	0	0	0	0	0
Liberty										
New Mexico <sup>10</sup>	0	0	0	0.0-0	0.0-0	0	0	0	0	0
Hawaii <sup>11</sup>	0	0	0	0.0-0	0.0-0	0	0	0	0	0
Florida International <sup>12</sup>	1	2	3	1.5-8	1.0-7	0	0	0	0	0
Sam Houston	1	1	2	0.5-1	0.0-0	0	0	0	0	0
UTEP	1	3	4	1.0-10	1.0-10	0	0	0	0	1
Louisiana Tech	1	3	4	0.5-1	0.5-1	0	0	0	0	0
<b>Middle Tennessee</b>	<b>1</b>	<b>4</b>	<b>5</b>	1.0-4	1.0-4	0	0	0	0	0
Western Kentucky	2	1	3	0.0-0	0.0-0	0	0	0	0	0
Auburn	2	0	2	1.0-10	1.0-10	0	0	0	0	0
Jacksonville State <sup>13</sup>	0	0	0	0.0-0	0.0-0	0	0	0	0	0
Liberty <sup>14</sup>	0	2	2	0.0-0	0.0-0	0	0	0	0	0
Fresno State <sup>15</sup>	0	2	2	0.5-2	0.0-0	0	0	0	0	0

Opponent	Solo	Ast	Total	TFL	SACK	INT	PBU	FF	FR	QBH
Murray State	1	1	2	0.0-0	0.0-0	0	0	0	0	0
Buffalo	0	1	1	0.0-0	0.0-0	0	0	0	0	0
Boston College	0	1	1	0.0-0	0.0-0	0	0	0	0	0
Vanderbilt	1	0	1	0.0-0	0.0-0	0	0	0	0	0
Texas A&M	0	1	1	0.0-0	0.0-0	0	0	0	0	0
Massachusetts	0	1	1	0.0-0	0.0-0	0	0	0	0	1
Auburn	0	2	2	0.0-0	0.0-0	0	0	0	0	0
Alabama	3	0	3	1.0-2	0.0-0	0	0	0	0	0
Oklahoma <sup>16</sup>	0	2	2	0.0-0	0.0-0	0	0	0	0	0
South Carolina <sup>17</sup>	0	1	1	0.0-0	0.0-0	0	0	0	0	0
Mississippi State <sup>18</sup>	0	1	1	0.0-0	0.0-0	0	0	0	0	0
Arkansas	0	0	0	0.0-0	0.0-0	0	0	0	1	0
Iowa	1	1	2	0.0-0	0.0-0	0	0	0	0	0

Opponent	Solo	Ast	Total	TFL	SACK	INT	PBU	FF	FR	QBH
Central Arkansas										
Kansas	0	0	0	0.0-0	0.0-0	0	0	0	0	0
Louisiana	0	1	1	0.0-0	0.0-0	0	0	0	0	0
South Carolina	1	1	2	1.0-18	1.0-18	0	0	0	0	0
Massachusetts <sup>18</sup>	0	0	0	0.0-0	0.0-0	0	0	0	0	0
Alabama <sup>19</sup>	3	2	5	0.5-3	0.0-0	0	0	0	0	0
Auburn <sup>20</sup>	4	0	4	1.0-6	1.0-6	0	0	0	0	1
Vanderbilt										
Texas A&M										
Mississippi State										
Oklahoma										
Arkansas										

Year	G/GS	Solo	Ast	Total	TFL	SACK	INT	PBU	FF	FR	QBH
2022 <sup>8</sup>	11/7	9	8	17	2.5-9	1.5-8	0	0	2	0	4
2023 <sup>8</sup>	14/8	10	20	30	6.0-36	4.5-32	0	0	0	0	1
2024	13/3	6	12	18	1.0-2	0.0-0	0	0	0	1	1
2025	6/3	8	4	12	2.5-27	2.0-24	0	0	0	0	1
Total	44/21	33	44	77	12.0-74	8.0-64	0	0	2	1	7

NOTE: Played the 2022 and 2023 seasons at New Mexico State

NOTE: Nlocked PAT against UMass, 2025



## 45 CONNOR WEELMAN

P

Graduate Student | Atlanta, Ga. (Stanford)

## Year-By-Year

2023

Opponent	Punts	Yards	Avg.	Lg	Blk	TB	50+	FC	I20
<b>Hawaii</b>	3	153	<b>51.00</b>	52	0	2	<b>3</b>	0	0
<b>Southern California</b>	<b>5</b>	<b>248</b>	49.60	<b>59</b>	0	<b>1</b>	<b>3</b>	0	<b>1</b>
Sacramento State	2	80	40.00	46	0	0	0	2	0
Arizona	2	69	34.50	44	0	0	0	0	0
Oregon	3	117	39.00	42	0	0	0	<b>1</b>	0
Colorado	2	66	33.00	43	0	0	0	0	0
<b>UCLA</b>	<b>4</b>	<b>181</b>	<b>45.25</b>	<b>57</b>	0	0	<b>1</b>	<b>2</b>	<b>2</b>
Washington	1	14	14.00	14	0	0	0	0	0
Washington State	0	0	0.00	0	0	0	0	0	0
Oregon State	0	0	0.00	0	0	0	0	0	0
California	0	0	0.00	0	0	0	0	0	0
Notre Dame	0	0	0.00	0	0	0	0	0	0

2025

Opponent	Punts	Yards	Avg.	Lg	Blk	TB	50+	FC	I20
Central Arkansas	1	48	48.00	48	0	0	0	<b>1</b>	<b>1</b>
Kansas	2	100	50.00	52	0	0	<b>1</b>	<b>1</b>	<b>1</b>
Louisiana	1	45	45.00	45	0	0	0	0	<b>1</b>
South Carolina	3	145	43.33	56	0	<b>1</b>	<b>2</b>	0	<b>1</b>
<b>Massachusetts</b>	<b>4</b>	<b>170</b>	<b>42.50</b>	<b>53</b>	0	0	<b>1</b>	<b>2</b>	<b>2</b>
Alabama	4	138	34.50	37	0	0	0	<b>2</b>	0
<b>Auburn</b>	<b>5</b>	<b>230</b>	<b>46.00</b>	<b>52</b>	0	<b>2</b>	<b>2</b>	<b>1</b>	<b>1</b>

Vanderbilt

Texas A&amp;M

Mississippi State

Oklahoma

Arkansas

Year	G/GS	Punt	Yds	Avg	Lg	Blk	TB	50+	FC	I20
2021*	1/0	0	0	0.00	0	0	0	0	0	0
2022*	0/0	0	0	0.00	0	0	0	0	0	0
2023*	12/0	22	928	42.18	59	0	<b>3</b>	<b>7</b>	<b>5</b>	<b>3</b>
2024*	12/0	0	0	0.00	0	0	0	0	0	0
2025	7/0	20	876	43.80	56	0	<b>3</b>	<b>6</b>	<b>7</b>	<b>7</b>
Total	32/0	42	1,804	42.95	59	0	<b>6</b>	<b>13</b>	<b>12</b>	<b>10</b>

NOTE: Played the 2021, 2022, 2023 and 2023 seasons at Stanford

NOTE: Played one game in 2021 against Arizona State

NOTE: Played in all 12 games in 2024 as Stanford's primary holder



## 94 SAM WILLIAMS

DT

Redshirt Sophomore | Hogansville, Ga. | Callaway HS

## Year-By-Year

2024

Opponent	Solo	Ast	Total	TFL	SACK	INT	PBU	FF	FR	QBH
Murray State	0	0	0	0.0-0	0.0-0	0	0	0	0	0
Buffalo	0	0	0	0.0-0	0.0-0	0	0	0	0	0
Boston College	0	<b>1</b>	<b>1</b>	0.0-0	0.0-0	0	0	0	0	0
Vanderbilt	-DNP-									
Texas A&M	0	<b>1</b>	<b>1</b>	0.0-0	0.0-0	0	0	0	0	0
Massachusetts	0	0	0	0.0-0	0.0-0	0	0	0	0	0
Auburn	-DNP-									
Alabama	0	0	0	0.0-0	0.0-0	0	0	0	0	0
Oklahoma	-DNP-									
South Carolina	-DNP-									
Mississippi State	-DNP-									
Arkansas	-DNP-									
Iowa	-DNP-									

2025

Opponent	Solo	Ast	Total	TFL	SACK	INT	PBU	FF	FR	QBH
Central Arkansas	-DNP-									
Kansas	-DNP-									
Louisiana	<b>1</b>	0	<b>1</b>	0.0-0	0.0-0	0	0	0	0	0
South Carolina	-DNP-									
Massachusetts	0	0	0	0.0-0	0.0-0	0	0	0	0	0
Alabama	-DNP-									
Auburn	-DNP-									
Vanderbilt										
Texas A&M										
Mississippi State										
Oklahoma										
Arkansas										

Year	G/GS	Solo	Ast	Total	TFL	SACK	INT	PBU	FF	FR	QBH
2024	6/0	0	<b>2</b>	<b>2</b>	0.0-0	0.0-0	0	0	0	0	0
2025	2/0	<b>1</b>	0	<b>1</b>	0.0-0	0.0-0	0	0	0	0	0
Total	8/0	0	<b>2</b>	<b>2</b>	0.0-0	0.0-0	0	0	0	0	0



## 8 DAMON WILSON II

DE

Junior | Venice, Fla. (Georgia)

## Year-By-Year

2023

Opponent	Solo	Ast	Total	TFL	SACK	INT	PBU	FF	FR	QBH
UT Martin	<b>1</b>	<b>1</b>	<b>2</b>	0.0-0	0.0-0	0	0	0	0	0
Ball State	0	0	0	0.0-0	0.0-0	0	0	0	0	0
South Carolina	0	0	0	0.0-0	0.0-0	0	0	0	0	0
UAB	0	0	0	0.0-0	0.0-0	0	0	0	0	0
Auburn	-DNP-									
Kentucky	0	0	0	0.0-0	0.0-0	0	0	0	0	0
Vanderbilt	0	0	0	0.0-0	0.0-0	0	0	0	0	0
Florida	0	<b>1</b>	<b>1</b>	0.5-3	0.5-3	0	0	0	0	0
Missouri	0	0	0	0.0-0	0.0-0	0	0	0	0	0
Ole Miss	0	<b>1</b>	<b>1</b>	0.0-0	0.0-0	0	0	0	0	0
Tennessee	0	0	0	0.0-0	0.0-0	0	0	0	0	0
Georgia Tech	0	0	0	0.0-0	0.0-0	0	0	0	0	0
Alabama	0	0	0	0.0-0	0.0-0	0	0	0	0	0
Florida State	-DNP-									

2024

Opponent	Solo	Ast	Total	TFL	SACK	INT	PBU	FF	FR	QBH
Clemson	0	0	0	0.0-0	0.0-0	0	0	0	0	0
Tennessee Tech	<b>1</b>	0	<b>1</b>	0.0-0	0.0-0	0	0	0	0	0
<b>Kentucky<sup>1</sup></b>	<b>0</b>	<b>4</b>	<b>4</b>	0.5-0	0.0-0	0	0	0	<b>1</b>	0
Alabama	0	0	0	0.0-0	0.0-0	0	0	0	0	0
Auburn	<b>1</b>	<b>2</b>	<b>3</b>	0.0-0	0.0-0	0	0	0	0	0
Mississippi State <sup>2</sup>	<b>2</b>	0	<b>2</b>	1.0-2	0.0-0	0	0	0	0	0
Texas	<b>1</b>	0	<b>1</b>	1.0-11	1.0-11	0	0	<b>1</b>	<b>1</b>	0
Florida	<b>1</b>	<b>2</b>	<b>3</b>	1.0-3	0.0-0	0	0	0	0	<b>1</b>
Ole Miss	<b>1</b>	<b>1</b>	<b>2</b>	0.0-0	0.0-0	0	0	0	0	<b>1</b>
Tennessee	<b>1</b>	0	<b>1</b>	1.0-3	1.0-3	0	0	<b>1</b>	0	0
Massachusetts	<b>1</b>	0	<b>1</b>	0.0-0	0.0-0	0	0	0	0	0
Georgia Tech	<b>1</b>	0	<b>1</b>	0.0-0	0.0-0	0	0	0	0	0
Texas	<b>1</b>	0	<b>1</b>	1.0-6	1.0-6	0	0	0	0	<b>1</b>
Notre Dame	<b>2</b>	0	<b>2</b>	0.0-0	0.0-0	0	0	0	0	<b>1</b>

2025

Opponent	Solo	Ast	Total	TFL	SACK	INT	PBU	FF	FR	QBH
<b>Central Arkansas<sup>3</sup></b>	<b>2</b>	0	<b>2</b>	<b>2.0-15</b>	<b>2.0-15</b>	0	0	0	0	0
Kansas <sup>4</sup>	0	0	0	0.0-0	0.0-0	0	0	0	0	<b>2</b>
<b>Louisiana<sup>5</sup></b>	<b>1</b>	<b>3</b>	<b>4</b>	1.0-7	1.0-7	0	0	0	0	0
South Carolina <sup>6</sup>	0	<b>1</b>	<b>1</b>	0.5-5	0.5-5	0	0	0	0	0
<b>Massachusetts<sup>7</sup></b>	0	<b>1</b>	<b>1</b>	0.0-0	0.0-0	0	0	0	0	<b>3</b>
<b>Alabama<sup>8</sup></b>	<b>2</b>	<b>1</b>	<b>3</b>	<b>2.0-16</b>	<b>2.0-16</b>	0	0	0	<b>1</b>	<b>2</b>
Auburn <sup>9</sup>	<b>1</b>	0	<b>1</b>	0.0-0	0.0-0	0	0	0	0	0
Vanderbilt										
Texas A&M										
Mississippi State										
Oklahoma										
Arkansas										

Year	G/GS	Solo	Ast	Total	TFL	SACK	INT	PBU	FF	FR	QBH
2023*	12/0	<b>1</b>	<b>3</b>	<b>4</b>	0.5-3	0.5-3	0	0	0	0	0
2024*	14/2	<b>13</b>	<b>9</b>	<b>22</b>	5.5-25	3.0-20	0	0	<b>2</b>	<b>2</b>	<b>4</b>
2025	7/7	<b>6</b>	<b>6</b>	<b>12</b>	5.5-43	5.5-43	0	0	0	<b>1</b>	<b>7</b>
Total	33/9	<b>20</b>	<b>18</b>	<b>38</b>	11.5-71	9.0-66	0	0	<b>2</b>	<b>3</b>	<b>11</b>

NOTE: Played the 2023 and 2024 seasons at Georgia



9 ZION YOUNG

DE

Senior | Atlanta, Ga. (Michigan State)

Year-By-Year

Opponent	Solo	Ast	Total	TFL	SACK	INT	PBU	FF	FR	QBH
Western Michigan	0	0	0	0.0-0	0.0-0	0	0	0	0	0
Akron	2	0	2	1.0-7	1.0-7	0	0	0	0	0
Washington	2	0	2	0.0-0	0.0-0	0	0	0	0	0
Minnesota	0	0	0	0.0-0	0.0-0	0	0	0	0	0
Maryland	0	2	2	0.5-2	0.0-0	0	0	0	0	0
Ohio State	1	2	3	0.0-0	0.0-0	0	0	0	0	0
Wisconsin <sup>1</sup>	0	5	5	0.5-1	0.0-0	0	0	0	0	0
<b>Michigan<sup>2</sup></b>	<b>3</b>	<b>4</b>	<b>7</b>	0.0-0	0.0-0	0	0	0	0	0
Illinois		-DNP-								
Rutgers		-DNP-								
Indiana		-DNP-								
Penn State		-DNP-								

Opponent	Solo	Ast	Total	TFL	SACK	INT	PBU	FF	FR	QBH
Central Michigan <sup>3</sup>	1	3	4	1.0-9	0.0-0	0	0	0	0	0
<b>Richmond<sup>4</sup></b>	<b>1</b>	<b>4</b>	<b>5</b>	<b>2.0-6</b>	<b>1.5-5</b>	0	0	0	0	0
Washington <sup>5</sup>	1	1	2	0.0-0	0.0-0	0	0	0	0	1
<b>Maryland</b>	<b>1</b>	<b>4</b>	<b>5</b>	0.5-2	0.0-0	0	0	0	0	<b>3</b>
Iowa <sup>6</sup>	1	0	1	1.0-3	0.0-0	0	0	0	0	1
Rutgers	1	2	3	0.0-0	0.0-0	0	0	0	0	1
Michigan <sup>7</sup>	0	2	2	0.0-0	0.0-0	0	0	0	0	0
Minnesota	2	0	2	0.0-0	0.0-0	0	0	0	0	0
Nebraska <sup>8</sup>	0	1	1	0.0-0	0.0-0	0	0	0	0	0
Ohio State <sup>9</sup>	0	0	0	0.0-0	0.0-0	0	0	0	0	0
Indiana <sup>10</sup>	0	0	0	0.0-0	0.0-0	0	0	0	0	0
Penn State <sup>11</sup>	0	1	1	0.0-0	0.0-0	0	0	0	0	1

Opponent	Solo	Ast	Total	TFL	SACK	INT	PBU	FF	FR	QBH
Murray State <sup>12</sup>	0	0	0	0.0-0	0.0-0	0	0	0	0	1
Buffalo <sup>13</sup>	1	3	4	0.0-0	0.0-0	0	0	0	0	1
Boston College <sup>14</sup>	2	0	2	0.0-0	0.0-0	0	1	0	0	0
<b>Vanderbilt<sup>15</sup></b>	<b>1</b>	<b>6</b>	<b>7</b>	1.0-5	0.0-0	0	0	0	0	0
Texas A&M <sup>16</sup>	2	2	4	1.0-4	1.0-4	0	0	0	0	0
Massachusetts <sup>17</sup>	0	3	3	0.0-0	0.0-0	0	0	0	0	0
<b>Auburn<sup>18</sup></b>	<b>2</b>	<b>4</b>	<b>6</b>	<b>2.0-8</b>	1.0-5	0	0	0	0	0
Alabama <sup>19</sup>	0	3	3	0.5-1	0.0-0	0	0	0	0	0
Oklahoma <sup>20</sup>	0	1	1	0.5-2	0.5-2	0	1	0	1	1
South Carolina <sup>21</sup>	4	0	4	0.0-0	0.0-0	0	0	1	0	2
Mississippi State <sup>22</sup>	0	2	2	0.0-0	0.0-0	0	0	0	0	0
Arkansas <sup>23</sup>	0	3	3	0.5-0	0.0-0	0	1	0	0	0
Iowa <sup>24</sup>	2	1	3	0.0-0	0.0-0	0	0	0	0	0

Opponent	Solo	Ast	Total	TFL	SACK	INT	PBU	FF	FR	QBH
Central Arkansas <sup>25</sup>	0	2	2	0.0-0	0.0-0	0	0	0	0	0
Kansas <sup>26</sup>	1	1	2	1.0-25	1.0-25	0	0	1	0	1
<b>Louisiana<sup>27</sup></b>	<b>2</b>	<b>1</b>	<b>3</b>	<b>2.0-3</b>	0.0-0	0	0	0	0	0
<b>South Carolina<sup>28</sup></b>	<b>3</b>	<b>0</b>	<b>3</b>	<b>2.0-14</b>	1.0-13	0	0	0	0	2
<b>Massachusetts<sup>29</sup></b>	<b>1</b>	<b>2</b>	<b>3</b>	0.0-0	0.0-0	0	0	0	0	<b>3</b>
Alabama <sup>30</sup>	2	3	5	1.0-5	1.0-5	0	1	1	0	1
Auburn <sup>31</sup>	3	2	5	2.5-14	2.0-13	0	0	0	0	0
Vanderbilt										
Texas A&M										
Mississippi State										
Oklahoma										
Arkansas										

Year	G/GS	Solo	Ast	Total	TFL	SACK	INT	PBU	FF	FR	QBH
2022 <sup>8</sup>	8/2	8	13	21	2.0-10	1.0-7	0	0	0	0	0
2023 <sup>8</sup>	12/9	8	18	26	4.5-20	1.5-5	0	0	0	0	7
2024	13/13	14	28	42	5.5-20	2.5-11	0	3	1	1	5
2025	7/7	12	11	23	8.5-61	5.0-56	0	1	2	0	7
Total	40/31	42	70	112	20.5-111	10.0-79	0	4	3	1	19

NOTE: Played the 2022 and 2023 seasons at Michigan State  
NOTE: Returned fumble 17 yards for a TD against Oklahoma, 2024



5 MATT ZOLLERS

QB

Freshman | Royersford, Pa. | Spring-Ford HS

Year-By-Year

Opponent	C-A	Pct.	Yds	TD-INT	Lg	Rush	Yds	Lg	TD
Central Arkansas	3-3	1.000	58	1-0	40	0	0	0	0
Kansas		-DNP-							
Louisiana	2-2	1.000	5	0-0	9	1	-4	-4	0
South Carolina		-DNP-							
Massachusetts	1-1	1.000	12	0-0	12	1	4	4	0
Alabama		-DNP-							
Auburn	0-0	-	0	0-0	0	0	0	0	0
Vanderbilt									
Texas A&M									
Mississippi State									
Oklahoma									
Arkansas									

Year	G/GS	Comp	Att	Pct.	Yards	TD	INT	Lg
2025	4/0	6	6	1.000	75	1	0	40
Total	4/0	6	6	1.000	75	1	0	40

Year	G/GS	Rush	Yards	Avg.	TD	Lg
2025	4/0	2	0	0.00	0	4
Total	4/0	2	0	0.00	0	4