



VANDERBILT

FOOTBALL

2025

10/12 VANDERBILT COMMODORES

6-1 (2-1 SEC)

VS

15/14 MISSOURI TIGERS

6-1 (2-1 SEC)

Head Coach: Clark Lea (Vanderbilt, '04)
Record at Vanderbilt: 22-34 | 5th season
Career Record: 22-34 | 5th season

Head Coach: Eli Drinkwitz
Record at Mizzou: 44-25 | 6th season
Career Record: 56-26 | 7th season



GAME 8 • SATURDAY, OCT. 25 • 2:30 PM CT
NASHVILLE, TENN. • FIRSTBANK STADIUM (35,000)



VANDERBILT
SPORTS NETWORK

Play-by-Play | Bob Wischusen
Analyst | Louis Riddick
Sideline | Kris Budden
Play-by-Play | Andrew Allegretta
Analyst | Norman Jordan
Sideline | Kevin Ingram



STORYLINES

COMING TO THE MUSIC CITY

- For the first time since 2008 and just the second time ever, College GameDay will originate from Nashville when the Commodores host Missouri Saturday afternoon.
- The game is Vanderbilt's second-consecutive sellout and fourth of the season as 35,000 fans will pack FirstBank Stadium for the top-15 showdown.
- Vanderbilt won in GameDay's previous visit to West End, taking down Auburn 14-13 on Oct. 4, 2008.
- Vandy won each of its first five games by 20-plus points for the first time since 1915.
- Quarterback Diego Pavia is the reigning SEC Offensive Player of the Week following his three touchdown day against LSU.
- The Commodores are one of seven teams nationally and six in the Power 4 ranked in the top 25 nationally in rushing offense and defense (Indiana, James Madison, Memphis, Michigan, Missouri, Texas Tech).

FULL STEAM AHEAD

- Vanderbilt's offense has produced at an historic level to open the season, sitting eighth nationally in scoring offense at 41.4 points per game through seven contests.
- In program history, the Commodores have only finished three seasons with a scoring average better than 40 points: 1904, 1905 and 1915.
- Vanderbilt's offense ranks in the top 25 nationally in nine major categories. The Dores lead the SEC in third down conversion percentage and fewest sacks allowed, and rank second in scoring offense and passing efficiency.
- With 70 and 55 points in back-to-back contests vs. Georgia State and Utah State, Vanderbilt produced consecutive games with 50-plus points for the first time since 1915.

VANDERBILT OFFENSIVE RANKS			
Category	Value	National Rank	SEC Rank
3rd Down Conv.	55.7	2	1
TFL Allowed	3.14	5	2
Sacks Allowed	0.71	7	1
Scoring Offense	41.4	8	2
Passing Efficiency	162.9	15	2
First Downs	167	18	6
Completion Pct.	68.5	20	4
Rushing Offense	213.0	21	3
Total Offense	457.7	25	5

CONTROLLING THE SEAS

- Historic offense, meet great defense. Vanderbilt's defense ranks 29th nationally, holding opponents to just 315 yards per game through seven contests in 2025.
- Vanderbilt has wreaked havoc in the backfield, sitting 14th nationally in tackles for loss and 20th in sacks.
- The Commodores have been particularly adept at plundering opponents with 10 takeaways on the season. Vanderbilt has created a turnover in seven of eight games this fall.

VANDERBILT DEFENSIVE RANKS			
Category	Value	National Rank	SEC Rank
Fumbles Recovered	6	10	2
Rushing Defense	92.1	12	6
Tackles for Loss	7.1	14	5
Sacks	2.9	20	7
Total Defense	315.0	29	7
Scoring Defense	20.0	33	8
Turnovers Gained	10	38	6

- The Commodore defense surrendered just 135 total yards to Charleston Southern in the season opener.
- The 135 yards were the eighth-lowest total allowed in the past 30 seasons by Vandy. It was also the second-lowest output by an opposing offense in the season opener.
- The Dores followed by holding Virginia Tech to just 248 total yards, including a stifling 21-yard second half, in the Week 2 win.
- In the Week 3 win at South Carolina, Vandy forced four turnovers, the most in a game since Oct. 10, 2022 vs. Missouri.

POLL PLACEMENT

- Vanderbilt leapt to No. 10 in the AP Poll and No. 12 in the AFCA Coaches Poll following its victory over LSU.
- The Commodores are a top 10 team in the AP Poll for the first time since 1947 and just the fifth time in program history.
- It's the second consecutive season the Dores have appeared in the polls, marking the first occurrence since 2012 and 2013. It is just the second time Vanderbilt has reached the top 25 in consecutive seasons since 1956 and only the sixth occurrence in the AP poll's 90-year history.
- Week 9 marks the sixth consecutive appearance in the AP poll this season. It is the first time in program history the Dores have been ranked for more than four weeks in a single season.

2025 SCHEDULE (6-1, 2-1 SEC)

Aug. 30	Charleston So. (—/RV)	SECN+	W, 45-3
Sept. 6	at Virginia Tech (—/RV)	ACCN	W, 44-20
Sept. 13	at 11/10 South Carolina* (RV/RV)	SECN	W, 31-7
Sept. 20	Georgia State (20/23)	ESPNU	W, 70-21
Sept. 27	Utah State (18/20)	SECN	W, 55-35
Oct. 4	at 10/11 Alabama* (16/17)	ABC	L, 14-30
Oct. 18	10/10 LSU* (17/18)	ABC	W, 31-24
Oct. 25	15/14 Missouri* (10/12)	ESPN	2:30 PM
Nov. 1	at 22/18 Texas* (10/12)	ABC/ESPN	11 AM
Nov. 8	Auburn* (10/12)	TBD	Afternoon
Nov. 22	Kentucky* (10/12)	TBD	Afternoon
Nov. 29	at 17/17 Tennessee* (10/12)	TBD	Afternoon

*SEC game • All times Central • Home games in bold

Rankings: AP/Coaches on date of game (or current ranking for future opponents)

Early: 11 a.m.-noon • Afternoon: 2:30-3:30 p.m. • Night 5-7 p.m. • Flex: 2:30-7 p.m.

TABLE OF CONTENTS

- 1-5 Game Notes
- 5 Series History
- 6 Vanderbilt, Nashville & VUFB By The Numbers
- Dores in the NFL
- 7 Quick Facts
- 8 Weekly Media Schedule, Honors & Awards
- 9-10 Roster (Numerical & Alphabetical)
- 11-20 Commodore Capsules
- 21-23 Game Recaps
- 24 Record When, Player Starts
- 25 Dore Details, Starting Lineups, Game Leaders
- 26 Turnovers, Third Downs, Drive Charts
- 27-28 Big Plays & Scoring Drives
- 29-30 Records
- 31-55 Stats
- 56 The Last Time

FOOTBALL COMMUNICATIONS

ASSISTANT AD • Communications
TBD

ASSISTANT DIRECTOR • Communications
Laura Topp • Interim Primary Contact
laura.topp@vanderbilt.edu • 414-708-0062

ASSOCIATE AD • Communications
Brian Fremund • Secondary Contact
brian.fremund@vanderbilt.edu • 251-623-3191

CREDENTIALS
sportssystem.com/vanderbilt

MEDIA HUB
VUCommodores.com/pressbox



GAME NOTES

DOMINANT DIEGO

- Diego Pavia enters Week 9 sitting 18th in the country and third in the SEC with 15 passing touchdowns. He ranks 15th nationally in passing efficiency (165.2), 12th in completion percentage (70.5), 13th in points responsible for with 114, 22nd in total offense with 286.7 yards of production per game, and 25th in yards per pass attempt at 8.57.
- With 246 yards of total offense in the win over LSU, Pavia surpassed 5,000 yards in his Vanderbilt career. Pavia also moved into seventh in the career record book, passing Chris Nickson.
- With 2,007 yards of total offense this year, Pavia's 2025 campaign moved into 19th all-time at Vanderbilt on the season record list.
- Pavia matched the Vanderbilt school record with five touchdown passes vs. Utah State, finishing 26-of-34 for 321 yards. He added 79 rushing yards and another score to become the only Commodore to account for six touchdowns against an FBS opponent since 1996.
- Entering Week 9, Pavia has 8,285 career passing yards to his credit. He ranks ninth in career passing at Vanderbilt with 3,862 yards as a Commodore.
- Pavia tossed two touchdowns in Vandy's win at South Carolina, becoming the first Vanderbilt quarterback to throw for multiple touchdowns in four-straight games since Jordan Rodgers in 2012.
- Pavia accounted for 1,105 yards of offense through the first four games, going 68-of-92 through the air for 890 yards while adding 215 yards on 39 carries to go over 10,000 total yards for his NCAA FBS career.
- In Vandy's season-opening win over Charleston Southern, Pavia completed 20-of-25 passes for 275 yards and three touchdowns. The 80 percent completion rate was a career best for Pavia when completing 20 or more passes and tied for the second best performance in any game of his career.
- The three passing touchdowns and 275 passing yards against the Bucs both matched Vanderbilt highs for Pavia.
- Pavia's 20 passing touchdowns in 2024 ranked sixth in the SEC. The 20 touchdowns were fifth-most by a Commodore in a season.
- In 2024, Pavia ran for a Vanderbilt QB record 801 yards. That total was the highest by a Power 4 quarterback last season and seventh-most among non-service academy quarterbacks in all of FBS.
- For his career, Pavia capped 2024 second among active FBS quarterbacks with 2,232 rushing yards, trailing only Army's Bryson Daily. In addition, his 6,716 career passing yards ranked 12th among active quarterbacks heading into 2025.
- He was named one of 16 semifinalists for the 88th Maxwell Award, as well as one of 16 semifinalists for the Davey O'Brien Award.
- His performance in the win over top-ranked Alabama on Oct. 5 landed him SEC Offensive Player of the Week. He was also named the Davey O'Brien National Quarterback of the Week and the Maxwell Award Player of the Week.
- He became the 13th quarterback since 2004 to defeat Alabama and Auburn in the same season and just the fourth do to so without playing in the SEC West (Stetson Bennett, Deshaun Watson, Matthew Stafford). He is the seventh quarterback in that same time frame to have at least three career wins over the Tigers and Tide, joining Jayden Daniels, Bennett, Joe Burrow, Jarrett Lee, Jordan Jefferson, Stafford and JaMarcus Russell.
- Pavia piloted a deadly efficient offense in 2023 while leading New Mexico State to 10 wins. He ranked among the top 35 in FBS in passing touchdowns, points, passing yards per attempt and passing efficiency.

HOME NEVER LOOKED SO GOOD

- Aug. 30 marked another new milestone at FirstBank Stadium as the south end zone facility made its debut.
- The state-of-the-art facility features living room boxes, loge boxes, club seating, field-level seating, founders' suites, club suites and open-air tailgate suites.
- The south end zone building also houses a new football game day locker room, and will also feature a student-athlete training table and dining facility for all varsity teams.



Vanderbilt's newly renovated south end zone featuring a variety of premium seating



Interior spaces include premium club areas and exclusive dining options



The south end zone facility also features a newly renovated game day locker room



MIDSEASON RECOGNITION

- With Vandy climbing into the AP top 10, the Commodores are garnering attention on the midseason awards watch lists.
- Head coach Clark Lea is on the Paul "Bear" Bryant Award Watch List with the Commodores off to a 6-1 start for the first time 1950.
- Eli Stowers is a semifinalist for both the William V. Campbell Trophy and the Jason Witten Collegiate Man of the Year. He was also named a midseason second-team All-American by SI.

SPENCE SPARKS CAREER DAY

- Tight end Cole Spence had a career day in the victory over LSU with five catches for 56 yards and a touchdown.
- The five receptions and 56 yards were both career highs for Spence while the TD was his first of the season and third of his career.
- Spence led the Commodores in receptions and yardage against the Bayou Bengals. 27 of his 56 yards came after the catch.

BACKFIELD CAPERS

- Miles Capers' 8.5 TFL this season already mark a career best, surpassing his eight from the 2024 season. He had 11.5 career TFL entering the season.
- His 4.5 sacks through seven games have also eclipsed his previous season high of three from 2024. He leads the Does and ranks 10th in the SEC.
- Capers has recorded multiple tackles in every game this season and 14-straight contests dating back to October 2024.
- He has made 2.5 tackles for loss in three games this season.

SHERRILL STRIKES

- Junior Sherrill surpassed 1,000 career receiving yards with two catches for 30 yards in the win over LSU in Week 8.
- He notched three touchdowns and 91 yards on six catches in the Week 5 victory over Utah State, all career highs for the junior wideout. All three touchdown grabs came in the first half, making Sherrill the first Commodore with three TD catches in a half since Earl Bennett in 2005.
- Sherrill leads the Does with five touchdown receptions on the season and his six total scores are second on the team behind Sedrick Alexander. His five TD grabs rank 16th nationally and second in the SEC.
- He registered the first rushing score of his career with an 8-yard touchdown run in the win over Georgia State.
- Sherrill is second on the team with 25 catches while averaging 12.2 yards per reception in 2025.
- Sherrill finished his rookie year with 20 receptions for 293 yards and two touchdowns while playing in all 12 contests. He surpassed all three totals in 10 games last season.
- The Nashvillian has made at least one catch in 30 straight games.
- Sherrill received the opening kickoff vs. Tennessee and returned it 100 yards to the house for Vandy's longest kickoff return for a touchdown since 2014.
- He had a personal-best five catches for 62 yards and a receiving touchdown vs. No. 5/6 Texas in 2024.
- Sherrill was rated the No. 8 freshman wide receiver in the nation by Pro Football Focus in 2023.

SEDRIK THE ENTERTAINER

- Running back Sedrick Alexander picked up right where he left off in 2024, scoring in each of the first four games of the season.
- The back leads the team with six rushing, and 10 total touchdowns. Alexander ranks second in the SEC and sixth nationally with his 10 TDs. He also ranks fourth in the SEC in scoring and 25th nationally with 60 total points.
- Alexander's 21 career touchdowns are just three shy of reaching the top five all-time at Vanderbilt. His 10 TDs in 2025 are two away from entering the record book for a single season.
- At Alabama, Alexander accounted for 98 all-purpose yards, including a career-long 65-yard touchdown scamper.
- With a 3-yard rushing touchdown in the first quarter vs. Georgia State, Alexander extended his four-game scoring streak, which was the longest of his career. He also hauled in a 10-yard touchdown catch to post a rushing and receiving touchdown in back-to-back games.
- Alexander racked up 67 all-purpose yards and snagged his second receiving touchdown of the season in the win at South Carolina. The TD grab came on an 18-yard catch and run to open the scoring.
- Alexander went for 83 yards on 12 carries in the season-opening win against Charleston Southern. The 83 yards propelled Alexander past the 1,000-yard mark for his career. Alexander also added 26 yards receiving to top 100 all-purpose yards for the first time in his collegiate career.
- Alexander followed with a 73-yard, two-touchdown performance on just 10 carries in the win at Virginia Tech. The two touchdowns matched a career high for the junior. The opening two games also marked the first time in his career Alexander rushed for 70-plus yards in back-to-back contests.
- Last season, he tallied a career-high 21 carries in the win over top-ranked Alabama on Oct. 5, matching his career best with two rushing touchdowns, and was included on the Earl Campbell Tyler Rose Award Honorable Mention List for the week.
- He finished his sophomore campaign as the team's second-leading rusher, trailing only Diego Pavia, with 586 yards and six touchdowns. He became the 26th Vandy running back to eclipse 500 rushing yards in a season since 1996 and his total was second among all SEC sophomores.
- The Texan played in all 12 games as a freshman, logging 504 all-purpose yards, 371 rushing yards and four rushing touchdowns.
- He led SEC freshmen in rushing yards and touchdowns and was named to the league's All-Freshman team.
- Alexander was named to the Doak Walker and Earl Campbell Tyler Rose Award Watch List entering 2025.



GAME NOTES

SYDNOR GETS STOPS

- Graduate defensive lineman Khordae Sydnor has continued to make his presence felt in opposing backfields during his second season at Vanderbilt, already amassing 6.5 tackles for loss through seven games this season.
- The 6.5 stops behind the line of scrimmage are second on the team. His 37 yards of created loss are second most behind only Capers with 58.
- His 6.5 TFL matches his career high set last season at Vandy and in 2022 at Purdue.
- Sydnor owns 13 TFL at Vanderbilt and 22.0 over his five-year career.
- With 2.5 sacks this season, Sydnor sits third on the Dores. He is tied for the team lead in quarterback hurries, registering four this year.

BLOCK PARTY

- Vanderbilt blocked an extra-point, field goal and punt in the Week 4 win over Georgia State.
- The last time a team blocked one of each type of kick in a game was Oklahoma State in 2014. Vandy was the first SEC program to accomplish the feat since at least 2002.
- Jamison Curtis was named SEC Co-Freshman of the Week after he blocked a GSU punt and returned it 4 yards for a touchdown.
- Emmanuel Adebisi blocked a GSU field goal attempt, the eighth blocked kick of his career. Adebisi set the program record at Cornell with seven blocked kicks.
- The Dores' three blocked kicks this season are tied for second among FBS teams.

HEARD HIM

- Safety CJ Heard leads the Commodores with 35 tackles through his first seven games in the black and gold while adding a sack, three quarterback hurries and an interception.
- Heard was especially impactful against Virginia Tech and South Carolina, racking up a season-high 12 tackles and adding a QB hurry to lead the Dores in the win over the Gamecocks. The 12 stops were one off his career high of 13. At Virginia Tech, Heard announced his presence with five tackles, a sack and two QB pressures.
- The FAU transfer snagged his first career interception in the season opener against Charleston Southern.

RINALDI RISING

- Former walk-on and now senior linebacker Nick Rinaldi has continued his exceptional work to begin 2025. After a career-best season featuring 52 tackles, 6.0 tackles for loss and five sacks in 2024, Rinaldi has already piled up 5.0 tackles behind the line and a pair of sacks this season.
- His five tackles behind the line of scrimmage are third most on the team.
- Rinaldi was all over the field in the win at No. 11/10 South Carolina, racking up seven tackles, 2.5 TFL and a sack. His performance earned him Burlsworth Trophy Walk-On of the Week honors.
- In the win at Virginia Tech in Week 2, Rinaldi led the Dores with six tackles, 2.5 TFL and a sack. He also added a QB hurry to the ledger.
- The back-to-back games with 2.5 TFL are tied for his career high and are the only consecutive games with multiple TFL in his career.

TREMENDOUS TRE

- Tre Richardson's jump from Division II Washburn to Vanderbilt has been seamless on the football field, as the wide receiver leads the team in all-purpose yards with 543.
- Richardson is also third on the team with 20 receptions on the season. He's averaging 12.1 yards per catch.
- The speedster made a spectacular one-handed grab on a 26-yard, go-ahead touchdown pass in the third quarter at Virginia Tech. The score was his first as a Commodore.
- The versatile threat also has seven carries for 59 yards and 242 yards on eight kick returns while averaging 77.6 total yards per game.

WHITE ANCHORING THE LINE

- Graduate center Jordan White has provided an instant impact for the Commodores in his first season in the black and gold. The veteran recorded Vandy's top overall and run block grades in each of the first three weeks and leads the line on the season in overall, run and pass block grades.
- He earned SEC Offensive Lineman of the Week honors after helping lead Vanderbilt past No. 10 LSU on Oct. 18.
- White was named a team captain on the Friday night preceding the Utah State game in Week 5.
- White was named the SEC Co-Offensive Lineman of the Week for his performance in the win at No. 11/10 South Carolina, helping the Commodores roll up 22 first downs while averaging better than five yards per play and controlling the ball for 35:43. White did not allow a pressure on 30 pass snaps in the victory.

YOUNG RUNNING WILD & FREE

- Makhilyn Young is one of three Commodores over 200 yards rushing this season. With 296 yards on 27 carries, Young is averaging 11.0 yards per carry, most on the team with double-figure carries. His four touchdown runs are second on the team behind Alexander.
- "MK" ran for 85 yards on just six carries in the win over LSU. He added a 10-yard reception on 4th-and-1 to keep a third-quarter drive alive that led to touchdown in final minute of the period. His final carry of the day went for 43 yards, putting the Dores in the red zone and helping run out the final 3:12 of the win.
- Young burst onto the scene in his first two games with the Dores, running for 114 yards on just 11 carries. In 14 games prior to Vandy, Young had just 201 yards on the ground.
- Young recorded Vandy's longest rushing touchdown of the season with a 60-yard score against Georgia State.
- Young carried a career-high eight times in the Virginia Tech win, racking up a career-best 95 yards on the ground. He added a 12-yard reception to lead all players in all-purpose yardage.

- The career day also include a collegiate-best 62 yard carry to help seal the win in the fourth quarter.
- 29 of Young's 95 yards came after contact, according to PFF. That mark was also a career best for the junior. In total, Young set or matched eight career highs against the Hokies.
- Young has yet to be stopped for a loss this season.

RELIABLE

- Eli Stowers ranks sixth nationally among tight ends with 355 receiving yards through seven games in 2025.
- He ranks fourth among all active tight ends with 1,359 career receiving yards. All three players ahead of Stowers have played four full seasons to Stowers' two-plus at the position.
- Stowers' 12.1 yards per catch career average is seventh nationally among active tight ends.
- His 638 receiving yards last season were the second-most by a Vanderbilt tight end since 1996. He trailed only the 774 accumulated by Jared Pinkney in 2018. Pinkney, Stowers and Steven Scheu (2014) are the only Vanderbilt tight ends since 1996 to eclipse 500 receiving yards in a season.
- In addition, Stowers is the only Vanderbilt tight end since 1996 to complete a pass in a game after he hit fellow tight end Cole Spence for a 17-yard touchdown in the win over Alcorn State.
- No SEC tight end had more than Stowers' 49.1 receiving yards per game, as he finished the year tied in the category with Texas' Gunnar Helm.
- Stowers became the first Vandy tight end since at least 1996 to have multiple games with 100-plus receiving yards in a season. He had three such games last season after totaling 110 receiving yards vs. Georgia State and 130 vs. Ball State in addition to the Alabama game.
- Stowers became just the sixth tight end since 1996 to register 100-plus receiving yards in a game vs. Alabama:

Player	Date	Game	Rec. Yards
Eli Stowers	10.5.24	Vanderbilt vs. #1 Alabama	113
Ja'Tavion Sanders	9.9.23	#11 Texas at #3 Alabama	114
Brock Bowers	12.4.21	#1 Georgia vs. #4 Alabama	139
Kyle Pitts	12.19.20	#11 Florida vs. #1 Alabama	129
Kenny Yeboah	10.10.20	Ole Miss vs. #2 Alabama	181
Evan Engram	9.17.16	#19 Ole Miss vs. #1 Alabama	138

- Stowers was a semifinalist for the John Mackey Award and selected All-SEC by the league's coaches. He was Vanderbilt's first offensive player to earn first-team All-SEC honors since 2013.

THE BECKONING

- Vanderbilt's offense has been transformed under second-year offensive coordinator Tim Beck's watch.
- According to ESPN FPI, the Dores lead the nation in offensive efficiency (92.9) and sit fifth in overall efficiency (87.6).
- Among FBS programs, Vandy ranks eighth in scoring, second in third-down conversion percentage, 15th in passing efficiency and 25th in total offense.
- The Commodores opened the 2025 campaign with back-to-back games amassing over 475 yards of offense, marking the first time Vanderbilt has accomplished that feat since 2016 against Ole Miss and Tennessee.
- Vandy's ESPN FPI offensive efficiency (67.5) ranked 28th in FBS in 2024. It was Vanderbilt's best finish in offensive efficiency since 2005 when the Dores ended up 25th in the metric's first year. Prior to Beck's arrival, Vanderbilt's best finish during Clark Lea's tenure was 76th in 2022.
- The Commodores were the best in the nation at protecting the football, finishing with an FBS-low seven turnovers on the season.
- Vanderbilt also led the SEC and finished third in FBS in red zone offense, getting points on 93.3 percent of its red zone trips (42-for-45).
- Beck was named a semifinalist for the Broyles Award as the nation's top assistant coach.

BROCKET LAUNCHER

- Brock Taylor knocked home a field goal against LSU to run his streak to 17 consecutive made kicks. The streak is tied for the fifth-longest active run in the nation.

LONGEST ACTIVE MADE FG STREAKS			
Gabriel Plascencia	San Diego State	22	
Kansei Matsuzawa	Hawai'i	21	
Laith Marjan	Kansas	21	
Stephen Rusnak	Charlotte	20	
Brock Taylor	Vanderbilt	17	
Aidan Birr	Georgia Tech	17	

- Taylor was named SEC Special Teams Player of the Week following his performance vs. Utah State going 2-for-2 on field goals and 6-for-6 on extra points.
- Taylor nailed a 51-yard kick at South Carolina, giving him six makes of 50 or more yards. He is the first player in school history with at least five 50-yard-plus field goals.
- He finished the 2024 campaign with 18 field goals, two shy of matching the program record of 20 set by Carey Spear in 2012.
- Taylor made his last 11 field goal attempts of the season over the final eight games (he did not attempt a field goal in the Birmingham Bowl).
- He connected on a program-record 57-yard field goal at Missouri in 2024.
- Taylor was chosen SEC Special Teams Player of the Week twice last season and was named a semifinalist for the Lou Groza Collegiate Place-Kicker Award on Nov. 19.



GAME NOTES

RECORD-SETTING NIGHT

- Vanderbilt defeated Georgia State 70-21 on Sept. 20 at FirstBank Stadium, breaking multiple program records in the process.
- The Dorees averaged 8.9 yards per play, the most in program history. The previous record was 8.7 yards per play vs. Miami (Fla.) in 1948.
- Vanderbilt's 70 points were the most points scored since 1918 (76 vs. Tennessee).
- The Commodores' 42 points in the first half were the most first-half points scored by Vandy since at least 1996.
- On special teams, the Dorees recorded their first blocked PAT attempt since 2017, returned a blocked punt for a touchdown for the first time since 2014 and registered their first blocked field goal since 2022.
- With 236 passing and 322 all-purpose yards in the first half alone, Diego Pavia eclipsed 3,000 passing and 4,000 yards of total offense at Vanderbilt.
- Brock Taylor set the school record for most extra points made in a game and matched the program record for most PAT attempts with nine.

STREAK SNAPPED

- Vanderbilt exorcized its longest active SEC losing streak with a dominating 31-7 win at No. 11/10 South Carolina in Week 3.
- For a second-straight week, the Commodores pitched a second-half shutout, outscoring the Gamecocks 17-0 down the stretch. Including their go-ahead touchdown in the second quarter, the Dorees ran off 24 unanswered points against the Gamecocks.
- Vandy's defense forced four turnovers in the victory, the most for the Commodores since October 2022. Zaylin Wood and Bryan Longwell each snagged interceptions while Bryce Cowan and Randon Fontenette both forced fumbles for the first time in their careers.
- Offensively, Diego Pavia threw for 177 yards and two touchdowns, his fourth-straight game with multiple TD passes. Jamezell Lassiter and Sedrick Alexander each added rushing touchdowns for the Dorees.
- The win over South Carolina was the first for the Commodores since 2008, snapping a 16-game skid against the Gamecocks. It also marked Vanderbilt's first road win over an AP-ranked foe since knocking off No. 6 South Carolina in Columbia in 2007.

EXIT SANDMAN

- Vanderbilt stole the night in Blacksburg, storming back from a 20-10 halftime deficit to defeat Virginia Tech 44-20.
- The Dorees outgained the Hokies 321-21 as part of their 34-0 second half domination. It was the largest second-half yardage disparity for the Commodores in available records dating to 2002.
- The win marked the first double-digit comeback for Vanderbilt since 2022. The 24-point margin of victory was the largest for the Dorees after trailing by 10-plus points in at least 80 years.
- The victory was also Vanderbilt's first nonconference road win over a Power 4 team since taking down Wake Forest 41-7 on Nov. 26, 2011.
- Diego Pavia accounted for 254 total yards, throwing for 193 and two touchdowns while adding 61 on the ground. It marked the third-straight game with multiple TD passes for Pavia.
- Newcomer Makhilyn Young rushed for a career-best 95 yards and a touchdown. Young also busted a career-long 62-yard scamper to help Vanderbilt ice the road win.
- Defensively, senior Nick Rinaldi led the Dorees with six tackles, including 2.5 for loss and a sack.

LET'S TALK LASSITER

- Sophomore walk-on Jamezell Lassiter broke free for a 44-yard touchdown run in the win at South Carolina, his second TD carry of the season.
- Lassiter's other TD run came from 35 yards out against Charleston Southern in the opener.
- The pair of touchdowns made him the first Commodore to score on each of his first two career carries since at least 2002.
- Lassiter is averaging 18.0 yards per carry in 2025 after adding two carries for 52 yards against Utah State.

OPENING NIGHT SUCCESS

- Vanderbilt kicked off its 136th season of football with a 45-3 win over Charleston Southern in front of a sold-out FirstBank Stadium.
- The victory marked the fourth season-opening victory in a row, marking the longest stretch of wins in season openers since capturing six in a row from 1970-75.
- Vanderbilt scored a touchdown on each of its first three possessions of the night, the first time the Dorees opened a game with three touchdown drives since 2017.
- Quarterback Diego Pavia completed 20-of-25 passes for 275 yards and three scores to lead the victory. He added 44 rushing yards on eight carries.

NEW FACES FIND THE END ZONE

- Three of Vanderbilt's newest additions all found the end zone in Week 1 with transfer running back Makhilyn Young, sophomore running back Jamezell Lassiter and freshman wide receiver Kayleb Barnett each reaching paydirt.
- Barnett's first collegiate touchdown opened the scoring against Charleston Southern, as the speedster took a jet sweep pass in from 9 yards out.
- Young's first TD as a Commodore came in the third quarter as the New Mexico State transfer capped a four-play, 21-yard drive with a 4-yard scamper up the middle. The touchdown was the fourth of Young's collegiate career.
- Lassiter's score completed the 45-point day for Vanderbilt as the sophomore housed his first collegiate carry on a 35-yard touchdown run in the fourth quarter.

NEW SEASON, NEW HIGHT

- No need to blink, that is junior Martel Hight split out at wide receiver this season. The veteran corner is playing both ways for the first time in his collegiate career.
- The Rome, Georgia, native was named the Paul Hornung Award national Player of the Week after finding multiple ways to contribute in the Dorees' 31-7 victory at nationally-ranked South Carolina in Week 3.
- Against the Gamecocks, he finished with a career-high four catches for 33 yards. Hight threw the key block springing Jamezell Lassiter free for a 44-yard touchdown run that gave the Dorees a double-digit lead for good in the third quarter,
- On the defensive side, Hight helped limit South Carolina to just 86 yards rushing.
- He grabbed his first interception of the season in Week 6 at Alabama.
- Hight finished the 2024 campaign tied for the team lead with two interceptions, tied for second with four pass breakups and added 33 tackles.
- Hight's explosiveness with the ball in his hands was also on display as he averaged 14.7 yards on 18 punt returns and made a 57-yard house call against Alcorn State.

CAPTAINING THE SHIP

- Vanderbilt named eight veterans as team captains for the 2025 season. Commodore captains are voted on and selected by the team.
- Richie Hoskins, Langston Patterson, Diego Pavia and Marlen Sewell were all selected as captains for a second-straight season. Randon Fontenette, Yilanan Ouattara, Eli Stowers and Khordae Sydnor join the leadership group for their first season as captains.
- Jordan White earned a team captain role prior to the Week 5 contest against Utah State.

PRESEASON ACCOLADES

- Eli Stowers has dotted preseason All-America lists this season, garnering first team picks by the Walter Camp Football Foundation, ESPN, Sports Illustrated, Associated Press, The Athletic, The Sporting News, Athlon and Phil Steele.
- Stowers is also one of two Commodores who picked up All-SEC recognition from league coaches in advance of the 2025 season, being tabbed preseason first-team All-SEC while Martel Hight landed a spot on the third team.
- Stowers' first team prognostication is the first for the Dorees since the 2013 season when Jordan Matthews, Andre Hal and Casey Spear all earned preseason honors.

WATCH(LIST) ME

- Six different Commodores picked up preseason watch list recognition, led by Diego Pavia and Eli Stowers on five watch lists.

DORES ON WATCH LISTS	
Eli Stowers	Walter Camp, Biletnikoff, John Mackey, Lombardi, Earl Campbell Tyler Rose
Diego Pavia	Walter Camp, Maxwell, Manning, Davey O'Brien, Johnny Unitas
Sedrick Alexander	Doak Walker, Earl Campbell Tyler Rose
Martel Hight	Paul Hornung
Bryan Longwell	Bednarik
Jordan White	Dave Rimington

FEWEST INTERCEPTIONS

- Diego Pavia's four interceptions thrown last season were the fewest by a Vanderbilt quarterback in a season with at least 200 attempts since 1996.
- He bettered the mark of five previously held by Jay Cutler (2004), Riley Neal (2019), Jordan Rodgers (2012) and Larry Smith (2010).
- With 298 attempts, Pavia hit the mark with more passing attempts than three of the four who previously held the record (Rodgers had 319 attempts).
- As a team, Vandy's four interceptions last season were the fewest on record (1946). The previous low total for interceptions thrown was five in 2004 and 2012. It was just the 13th time since 1946 that Vanderbilt has thrown fewer than 10 interceptions in a season.

BEAR-LEA SCRATCHING THE SURFACE

- Head coach Clark Lea was named the SEC Coach of the Year after leading Vanderbilt to its first postseason appearance since 2018. He's the first Commodore coach to win the award since Bobby Johnson in 2008. Johnson was Lea's coach during his playing career at Vandy.
- Lea was also named AFCA Region 2 Coach of the Year and was a finalist for the National Coach of the Year.
- He also found himself on the Paul "Bear" Bryant Coach of the Year watch list after Vanderbilt's historical first half of the season.
- Many of the positive developments in the fall came after Lea retooled the coaching staff following the 2023 season. In addition to taking over defensive coordinator duties, Lea hired a new offensive coordinator (Tim Beck), director of sports performance (Robert Stiner) and chief consultant (Jerry Kill).
- With victories in six of its first nine games, Vanderbilt recorded its best start since 1982, went to its first bowl game since 2018 and had its first winning season and bowl victory since 2013.
- In addition, the Commodores produced their best scoring margin since 2013 and had a positive scoring margin for just the sixth time since 1975. The 27.3 points per game were the most since 2018 and the 23.4 points allowed per game were fewest since 2015.



GAME NOTES

SCORING MARGINS

- Through seven games, Vanderbilt is outscoring its opponents 290-140, a margin of +150. The 290 points is most scored by the program before November.
- The Commodores won each of their first five games of the season by 20-plus points, marking the first time Vandy has opened the year with five-straight blowout wins since 1915.
- The Commodores outscored opponents 256-182 entering November last season, good for a margin of +74 points.
- It was the largest scoring margin by a Vanderbilt team entering November since 1955 when the Dores held a +86 edge at the end of October.
- The 256 points scored entering November were the second-most in that time frame, trailing only the 2013 team which had 257 through October.
- Under head coach Art Guepe, the 1955 Dores were 4-2 entering November, outscoring opponents 126-40, including shutouts of Middle Tennessee and Chattanooga.
- The '55 Dores finished 8-3 and reached the first bowl game in school history. Vandy defeated No. 8 Auburn, 25-13, in the Gator Bowl.

IMPROVEMENT VS. RANKED TEAMS

- Vanderbilt earned its third win over an AP Top 25 team under Clark Lea with its 31-24 victory over No. 10 LSU in Week 8. It was the program's second win over a top-10 team in the last two seasons (No. 1 Alabama - 10.5.24).
- In 2024 games against opponents in the AP Top 25 at the time of the game, Vanderbilt showed marked statistical improvement, in addition to securing its first-ever win against the No. 1 team in the nation.
- Last season, Vanderbilt averaged 28.5 points per game against ranked teams after scoring 18.0 in 2023 and 5.7 in Lea's debut 2021 campaign.
- In total scoring, Vanderbilt was outscored by just 14 points in four games against ranked teams. The 2022 Dores saw a deficit of 207 points over five games.
- Last year's Commodores allowed 32.0 points per game to ranked teams compared to 39.0 in 2023 and 52.6 in 2022.
- Vanderbilt averaged over 300 yards of total offense against ranked teams last season for the first time under Lea, while holding ranked opponents under 450 yards per game for the first time in that span.
- The Commodores scored 12 touchdowns in their four games against ranked teams after scoring just one offensive touchdown in three such games during Lea's initial 2021 season.

	2021	2022	2023	2024	2025
Record	0-3	0-5	0-4	1-3	2-1
VU Pts	17	56	72	114	76
Opp Pts	135	263	156	128	61
Margin	-118	-207	-84	-14	+15
VU Pts/Game	5.7	11.2	18.0	28.5	25.3
Opp Pts/Game	45.0	52.6	39.0	32.0	20.3

HAIL TO THEE OUR ALMA MATER

- Head coach Clark Lea, a “Double Dore” with undergraduate and master’s degrees from Vanderbilt, is one of seven Power 4 head coaches leading their alma mater.
- In addition, Vice Chancellor and Athletics Director Candice Storey Lee holds three degrees from Vanderbilt, where she was a member of the women’s basketball team from 1996-2002.
- With the combination of Lea and Lee, Vanderbilt is one of just two Power 4 institutions where both the athletics director and football coach are graduates of their current employer. Oklahoma State athletics director Chad Weiberg and head coach Mike Gundy are both graduates of OSU.

Power 4 Head Coaches at Alma Mater

Coach	School
Jeff Brohm	Louisville
Mario Cristobal	Miami (Fla.)
Kenny Dillingham	Arizona State
Brent Key	Georgia Tech
Clark Lea	Vanderbilt
Kirby Smart	Georgia

SERIES HISTORY VS. MISSOURI

OVERALL 4-12-1 NASHVILLE 2-4-1 AWAY 2-7 NEUTRAL 0-1	1895	L	0-16	Columbia, Mo.
	1896	L	6-26	St. Louis, Mo.
	1957	T	7-7	Nashville, Tenn.
	1958	W	12-8	Columbia, Mo.
	2012	W	19-15	Columbia, Mo.
	2013	L	28-51	Nashville, Tenn.
	2014	L	14-24	Columbia, Mo.
	2015	W	10-3	Nashville, Tenn.
	2016	L	17-26	Columbia, Mo.
	2017	L	17-45	Nashville, Tenn.
	2018	L	28-33	Columbia, Mo.
	2019	W	21-14	Nashville, Tenn.
	2020	L	0-41	Columbia, Mo.
	2021	L	28-37	Nashville, Tenn.
	2022	L	14-17	Columbia, Mo.
	2023	L	21-38	Nashville, Tenn.
	2024	L	27-30 (20T)	Columbia, Mo.

SERIES NOTES

- Vanderbilt and Missouri first met in 1895 and faced off just four times before becoming more familiar opponents when Missouri joined the SEC in 2012.
- In 2019, Riley Neal came off the bench and threw a 21-yard touchdown to Cam Johnson with 8:57 left, and Vanderbilt upset No. 22 Missouri for Vandy’s most recent win in the series.

NOTABLES

- 1895** Vanderbilt and Missouri’s first meeting marked the opener for the 1895 campaign. The Dores fell 16-0 but would go on to finish the season with a winning record at 5-3-1.
- 2018** Ke'Shawn Vaughn totaled 182 yards on 15 carries in Vandy's 33-28 defeat in Columbia. Vaughn's 12.1 yards per carry is fourth most in program history. His 182 rushing yards also ranks top 10.
- 2024** Diego Pavia threw for 178 yards and a pair of touchdowns, hitting 14-of-23 attempts, and he led Vandy after finishing with 84 yards on 17 rushes as well. Eli Stowers was his top target after catching seven balls for 57 yards, while Sedrick Alexander chipped in with 52 yards on 11 carries.

SEC GRADUATES

- Vanderbilt football will have 28 student-athletes donning the SEC Graduate patch in 2025. Each of these 28 individuals have already completed their undergraduate degrees.

Emmanuel Adebi	Brail Lipford
Hayden Bray	Chase Mitchell
Miles Capers	Mason Nelson
Charlie Clark	Diego Pavia
Mark Davis	Sterling Porcher
Isaia Glass	Nick Rinaldi
Nick Haberer	Marlen Sewell
Durham Harris	David Siegel
Bryce Henderson	Joshua Singh
Richie Hoskins	Cole Spence
Trent Hudson	Eli Stowers
Marlon Jones	Kevo Wesley
Keanu Koht	Jordan White
Prince Kollie	Zaylin Wood



V VANDERBILT

- 97%** Student body retention rate
- 83%** Students graduating with no debt
- 65%** Undergraduate students receiving financial aid
- \$366** Million in student aid (2022-23)
- \$3.2** Billion goal for Dare to Grow campaign
- #1** Financial Aid (Princeton Review, 2018)
- #2** Happiest students (Princeton Review, 2018)
- #5** Most Beautiful Campus (Princeton Review, 2023)
- #10** Most Innovative University (Reuters)
- 7:1** Student-to-Faculty Ratio

Nashville MUSIC CITY

- #1** Top Travel Destination in the World (National Geographic)
- #1** Best Live Music Cities (Fifty Grande)
- 3** Top 10 Music Museums (USA Today)
 - 1. *The Johnny Cash Museum*
 - 8. *Patsy Cline Museum*
 - 9. *Country Music Hall of Fame and Museum*
- #7** Top Destinations in the United States (Trip Advisor)
- #8** Best Cities in the United States (Conde Nast Traveler)
- #8** Readers' 15 Favorite Cities in the U.S. (Travel + Leisure)
- #10** Essential Drives for a U.S. Road Trip (National Geographic)
- #6** Best Food Destinations in the U.S. (Trip Advisor)
- #5** South's Best Cities (Southern Living)
- +2m** Over two million Nashville area residents
- 5** Fortune 500 companies call Nashville home
- 13** Fortune 1000 companies headquartered in Nashville

VUFB

- 1890** First season
- 10** One of 10 charter members still in the SEC
- 4** College Football Hall of Fame coaches
- 8** Undefeated seasons
- 14** Conference championships
- 1922** Opening of FirstBank Stadium, then Dudley Field, as the first football-specific stadium in the South
- 8** NFL starters who played for Clark Lea
 - Including: Drue Tranquill, Jeremiah Owusu-Koramoah, Zaire Franklin, Kyle Hamilton and Julian Love
- 18** NFL offensive linemen developed by Chris Klenakis
 - Including: Alvin Bailey, John Miller, Joel Bitonio, Jeremy Bridges, Shar Pourdanesh, DeMarcus Love, Harvey Dahl, Jason Jimenez, Travis Swanson, Geron Christian, Ray Dominguez, Tony Moll
- 59** NFL draft picks trained under Robert Stiner
 - Including: Dak Prescott, Kyren Williams, Chris Jones, Drake London, Kyle Hamilton, Julian Love, Drue Tranquill, Michael Mayer, Jeremiah Owusu-Koramoah, Darius Slay
- 175** Wins as a head coach by Jerry Kill
- +122** Vandy's improvement in ESPN Special Teams Efficiency ranking from 2021 to 2024
- +92** Vandy's improvement in ESPN Offensive Efficiency ranking from 2023 to 2024, Tim Beck's first season as OC
- +28** Vandy's improvement in ESPN Defensive Efficiency ranking from 2023 to 2024, Clark Lea's first as DC

DORES IN THE NFL



JULIAN ASHBY Long Snapper

- Appeared in every game to date with the Patriots in '25 as a rookie
- Made his NFL debut in Week 1 vs. Raiders
- Drafted by Patriots in Round 7, Pick 251, of the 2025 NFL Draft



OREN BURKS Linebacker

- Played in every game with three starts for the Bengals in '25, collecting 21 tackles, eight solo tackles, and a TFL
- Super Bowl LIX champion with the Eagles
- Appeared in Super Bowl LIX (Eagles) and Super Bowl LVIII (49ers)
- Played in 108 career games over eight seasons with Packers ('18-21), 49ers ('22-23), Eagles ('24) and Bengals (Pres.)
- Drafted by Packers in Round 3, Pick 88, of the 2018 NFL Draft



ADAM BUTLER Defensive Tackle

- Started in every game for the Raiders in '25, collecting 19 tackles, nine solo tackles, and two quarterback hits
- Appeared in all 17 games, with 16 starts, in '24 the Raiders, totaling 65 tackles, five sacks and a forced fumble
- Played in 114 games with 29 starts over seven seasons with Patriots ('17-'20), Dolphins ('21) and Raiders ('23-Pres.)



ZACH CUNNINGHAM Linebacker

- Played on Monday Night Football this week and stats did not make print
- Appeared in three games for the Lions in '25, collecting six tackles, four solo and one tackle for loss
- Played in seven games for the Broncos in '24
- Led NFL in tackles (164) and solo tackles (106) in '20
- Appeared in 102 games over eight seasons with Texans ('17-21), Titans ('21-22), Eagles ('23), Broncos ('24), and Lions (Pres.)
- Drafted by Texans in Round 2, Pick 57, of the 2017 NFL Draft



DAYO ODEYINGBO Defensive End

- Started in six games for the Bears in '25, collecting 12 tackles, four solo tackles, three QB hits and a sack
- Played in all 17 games for Indianapolis for the third consecutive season in '24
- Made 31 tackles with three sacks, two forced fumbles and a fumble recovery
- Appeared in 61 career games and has not missed a contest since his rookie season in '21
- Drafted by Colts in Round 2, Pick 54, of the 2021 NFL Draft



ANFERNEE ORJI Linebacker

- Will spend the 2025 season on the IR with the Titans
- Played in 16 games, with two starts in '24 with Saints
- Collected 27 tackles with two tackles for loss during '24 season with Saints
- Spent '23 on the New Orleans practice squad



TRENT SHERFIELD SR. Wide Receiver

- Played in all seven games with one start for the Broncos in '25, collecting three catches for 21 yards and a first down
- Appeared in all 17 regular season games and one postseason game for the Vikings in '24
- Has not missed a game since the '20 season
- Made the playoffs each of the last four seasons with four different franchises (MIN '24, BUF '23, MIA '22 and SF '21)
- Played in 112 career games over eight seasons for Cardinals ('18-20), 49ers ('21), Dolphins ('22), Bills ('23), Vikings ('24) and Broncos (Pres.)



JUSTIN SKULE Offensive Tackle

- Played in five games and recorded three starts for the Vikings in '25, has yet to allow a sack
- Appeared in 10 games with four starts for Buccaneers in '24, winning NFC South title
- Played in 66 career games with 17 starts over six seasons with 49ers ('19-20), Buccaneers ('22-24) and Vikings (Pres.)

The above players concluded their collegiate careers at Vanderbilt. Other players who appeared in at least one NFL game in 2025 and played for Vanderbilt at any point in their collegiate careers include:

- *RB Ray Davis (BUF)*
- *OL Tyler Steen (PHI)*



QUICK FACTS

Name	Vanderbilt University
Location	Nashville, Tenn.
Founded	1873
Enrollment	7,221 (undergraduate) • 13,575 (total)
Nickname	Commodores
Colors	Black & Gold
Stadium	FirstBank Stadium (35,000)
Surface	Artificial • Shaw Sports Powerblade
Conference	Southeastern
Affiliation	NCAA Division I FBS
Chancellor	Daniel Diermeier
Vice Chancellor/Athletics Director	Candice Storey Lee
Faculty Athletics Rep	Tracey George
Website	VUCommodores.com

COACHING STAFF

E. Bronson Ingram Chair in Football	Clark Lea (Vanderbilt '04 • 5th season)
Chief Consultant to the Head Coach • Senior Offensive Advisor	Jerry Kill (Southwestern College '83 • 2nd season)
Offensive Coordinator	Tim Beck (Pittsburg State '88 • 2nd season)
Defensive Coordinator	Steve Gregory (Syracuse '06 • 2nd season)
Co-Defensive Coordinator • Linebackers	Nick Lezynski (Notre Dame '11 • 4th season)
Special Teams Coordinator • Tight Ends	Jeff LePak (Eastern Illinois '14 • 5th season)
Run Game Coordinator • Running Backs	Ghaali Muhammad-Lankford (Wyoming '13 • 2nd season)
Pass Game Coordinator • Wide Receivers	Alex Bailey (Youngstown State '07 • 4th season)
Defensive Run Game Coordinator • Defensive Line	Larry Black (Indiana '12 • 4th season)
Assistant Coach • Defensive Ends	Jovan Haye (Vanderbilt '07 • 8th season)
Assistant Coach • Safeties	Melvin Rice (Northern Illinois '09 • 2nd season)
Assistant Coach • Cornerbacks	Jamaal Richardson (Iowa State '18 • 4th season)
Assistant Coach • Offensive Line	Chris Klenakis (Carroll College '86 • 2nd season)
Tight Ends Coach	Brendan Flaherty (Bridgewater State '15 • 5th season)
Stars/Nickels Coach	Jimmy Thompson (Notre Dame '18 • 5th season)
Quarterbacks Coach	Garrett Altman (TCU '17 • 2nd season)
Specialists Coach • Special Teams Asst. Coach	Shane Gallant (Bowling Green '17 • 2nd season)
Assistant Running Backs Coach	Josh Adams (Notre Dame '20 • 3rd season)
Assistant Safeties Coach	Arion Shinaver (Notre Dame '20 • 4th season)
Assistant Cornerbacks Coach	Justin Harris (Vanderbilt '23 • 3rd season)
Assistant Wide Receivers Coach	Jafar Williams (Maryland '03 • 2nd season)
Assistant Offensive Line Coach	Jeff Nady (Nevada '12 • 1st season)
Pass Rush Specialist	Will Smart (Wake Forest '23 • 1st season)
Senior Defensive Analyst	Bob Shoop (Yale '88 • 1st season/4th total at VU)
Offensive Consultant	Jordan Matthews (Vanderbilt '14 • 1st season)
Defensive Quality Control Intern	Isaiah Richardson (2nd season)
Defensive Quality Control Intern	Jaxon York (2nd season)
Offensive Quality Control Intern	Carson Casarahi (1st season)
Director • Football Sports Performance	Robert Stiner (Bellhaven '08 • 2nd season)
Assistant Director • Football Sports Performance	Ian Bures (Plymouth State '15 • 2nd season)
Assistant Football Sports Performance Coach	Demetrius Kemp (Wake Forest '19 • 5th season)
Assistant Football Sports Performance Coach	Hudson Stevens (Appalachian St. '22 • 3rd season)

QUICK FACTS

2024 Record • SEC Record/Finish	7-6 • 3-5/T-11th
Starters Returning/Lost	16/9 (6/5 Offense • 9/2 Defense • 1/2 ST)
Letterwinners Returning/Lost	37/23 (16/11 Offense • 20/9 Defense • 1/3 ST)
Offensive System	Multiple
Defensive System	4-3
First Season	1890
All-Time Record	626-671-50 (.483)
Seasons	135
Undefeated Seasons	8
Conference Titles	14
Bowl Record	5-4-1

PRONUNCIATION GUIDE

A recording of each player pronouncing their own name is available at: [VUCommodores.com/VUFBnames](#)

No.	Name	Pos.	Pronunciation
45	Emmanuel Adebi	TE	ah-DAY-bee
51	Clinton Azubuike	OL	az-UH-boo-kay
42	Jake Balis	RB	BAY-liss
88	Boski Barrett	WR	BO-skee
19	Blaze Berlowtiz	QB	BER-low-itz
46	Simeon Boulware	DL	BOWL-ware
21	Davin Chandler	S	DAY-vin
46	Mustafa Dannett	CB	dah-NET
2	Randon Fontenette	S	RAN-din FAHN-tin-ette
72	Isaia Glass	OL	E-sigh-uh
71	Ted Gregoire	OL	gre-GORE
38	Nick Haberer	P	HAHB-er-er
4	Martel Hight	CB/WR	hite (like height)
33	Vanzale Hinton	STAR	VAN-zell or VAN
58	Orion Irving	OL	or-EYE-on
93	Nikhil Jefferson	DL	nick-HEEL
9	Keanu Koht	EDGE	key-AHN-ooH COOT
41	Jamezell Lassiter	RB	JAMES-el
98	Terry Nwabuisi-Ezeala	DL	NWAH-bwee-zee ee-ZAH-lah
5	Yilanan (Issa) Ouattara	DL	E-lan-in (E-sah) WAH-tah-rah
2	Diego Pavia	QB	PAH-vee-uh
79	Sterling Porcher	OL	pour-SHAY
43	Dominic Rezac	RB	REE-zack
24	Nick Rinaldi	LB	ruh-NAHL-dee
40	Mason Rohmiller	K	ROW-mill-er
14	Jailen Ruth	STAR	JAY-lin
75	Misael Sandoval	OL	mee-sigh-EL (or mee-sah) san-dah-VAL
0	Junior Sherrill	WR	sher-UHL
77	David Siegel	OL	SEE-gul
99	Joshua Singh	DL	Sing
14	Jeremy St-Hilaire	QB	saint hill-AIR
9	Eli Stowers	TE	STOW-ers (<i>rhymes with hours</i>)
96	Khordae Sydnor	DL	core-DAY SID-nor
37	Jack Wanzung	CB	WAHN-zung
79	Conor Weasler	OL	WEEZ-ler
78	Keegan Wechsler	OL	WEX-ler
52	Kevo Wesley	OL	KEY-vo
22	Makhilyn Young	RB	mah-KY-lin or M.K.
95	Linus Zunk	DL	LINE-us



WEEKLY MEDIA SCHEDULE

Monday	6 p.m.	Commodore Hour <i>Show airs at 6 p.m. on 102.5 The Game</i>
Tuesday	11:30 a.m. (approx.) 1 p.m.	Selected Student-Athletes Available <i>Post-practice at McGugin Center (on-field)</i> Clark Lea Press Conference <i>McGugin Center (Team Auditorium)</i> <i>Live on ESPN app, @VandyFootball (X) and Vanderbilt Athletics YouTube</i>
Wednesday	12:20 p.m.	Clark Lea on SEC Zoom Teleconference <i>Contact Brian Fremund (brian.fremund@vanderbilt.edu) for login information</i> <i>Teleconference begins at 10 a.m. CT</i>
Thursday	11:15 a.m. (approx.)	Clark Lea Availability <i>Post-practice (on-field)</i>
Friday	—	<i>No Availability</i>
Saturday	Postgame	Clark Lea & Student-Athletes <i>Home Team Media Room (First Bank Stadium)</i>
Sunday	—	<i>No Availability</i>

ATHLETICS COMMUNICATIONS

Melanie Moran Interim Assistant Vice Chancellor • Senior Associate Athletic Director • Communications	
Laura Topp Associate Communications Director <i>Interim Primary Football Contact • Lacrosse • Soccer</i>	laura.topp@vanderbilt.edu 414.708.0062
Brian Fremund Associate Athletic Director • Communications <i>Secondary Football Contact • Football Credentials • Swimming</i>	brian.fremund@vanderbilt.edu 251.623.3191
Will Owens Associate Communications Director <i>Football Visiting Team Liaison • Baseball</i>	will.owens@vanderbilt.edu
Jacob Bell Associate Communications Director <i>Men's Basketball • Women's Golf</i>	jacob.d.bell@vanderbilt.edu
Chris Caskey Associate Communications Director <i>Women's Basketball • Men's Golf</i>	chris.caskey@vanderbilt.edu
Pilar Ballough Assistant Communications Director <i>Volleyball • Bowling • Track & Field/Cross Country</i>	pilar.ballough@vanderbilt.edu
Blake Largent June Stewart Fellow <i>Women's Tennis • Men's Tennis</i>	jeffrey.b.largent@vanderbilt.edu
Gavin Nevil Strategic Projects Manager	
Amon Kehr Manager • Visual Media	
Brendan Ross Senior Content Lead • Football	
Ricardo Odum Senior Graphic Designer	
Ethan Hunt Associate Director • Social Media & Creative Content (Baseball)	
TBD Associate Director • Social Media & Creative Content (Men's Basketball)	
Danny Burger Videographer and Editor • Visual Media	
Sam Jordan Content Creator	
TBD Content Creator	



collegepressbox is the official media website for Division I football. Access and download game notes, quotes, statistics, media guides, headshots, logos and more for all FBS schools, conferences, postseason games, awards and the College Football Playoff. For access, please register for an account at collegepressbox.com/register.

HONORS & AWARDS
 SEDRICK ALEXANDER RB

- Preseason third-team All-SEC (Athlon)
- Doak Walker Award Watch List
- Earl Campbell Tyler Rose Award Watch List
- Shrine Bowl 1000 Watch List

MILES CAPERS EDGE

- Senior Bowl Top 300 Watch List
- Shrine Bowl 1000 Watch List

JAMISON CURTIS LB

- SEC co-Freshman of the Week (9.22)

RANDON FONTENETTE S

- Team captain
- Preseason third-team All-SEC (Athlon)
- Preseason fourth-team All-SEC (Phil Steele)
- Shrine Bowl 1000 Watch List

NICK HABERER P

- Ray Guy Award Ray's 8 for the Week (10.6)

CJ HEARD S

- Tennessee Sports Writers Association Defensive Player of the Week (9.16)

BRYCE HENDERSON OL

- Shrine Bowl 1000 Watch List

MARTEL HIGHT CB/WR

- Paul Hornung Award Player of the Week (9.16)
- Preseason fourth-team All-America PR (Phil Steele)
- Preseason third-team All-SEC AP (Coaches)
- Preseason second-team All-SEC PR (Athlon, Phil Steele)
- Paul Hornung Award Watch List
- Shrine Bowl 1000 Watch List

RICHIE HOSKINS WR

- Team captain

BRYAN LONGWELL LB

- Preseason second-team All-SEC (Phil Steele)
- Preseason third-team All-SEC (Athlon)
- Chuck Bednarik Award Watch List
- Shrine Bowl 1000 Watch List

YILANAN OUATTARA DL

- Team captain
- Shrine Bowl 1000 Watch List

LANGSTON PATTERSON LB

- Team captain
- Preseason fourth-team All-SEC (Athlon)

DIEGO PAVIA QB

- Team captain
- Johnny Unitas Golden Arm Award Top 25 (10.8)
- Walter Camp National FBS Offensive Player of the Week (9.30)
- Davey O'Brien Award Great 8 (9.29)
- Manning Award Star of the Week (9.29)
- Tennessee Sports Writers Association Offensive Player of the Week (9.3, 9.9, 9.23, 9.30)
- Walter Camp Player of the Year Award Watch List
- Maxwell Player of the Year Awards Watch List
- Davey O'Brien Award Watch List
- Manning Award Watch List
- Johnny Unitas Golden Arm Watch List
- Senior Bowl Top 300 Watch List
- Shrine Bowl 1000 Watch List
- No. 81 on PFSN's Top 100 College Football Players

STERLING PORCHER OL

- Shrine Bowl 1000 Watch List

NICK RINALDI LB

- SEC co-Defensive Player of the Week (9.8)
- Burlsworth Trophy Walk-On of the Week (9.16)

MARLEN SEWELL S

- Team captain
- Wuerffel Trophy Watch List
- AFCA Good Works Team nominee

JUNIOR SHERRILL WR

- Preseason fourth-team All-SEC WR and KR (Athlon)
- Preseason fourth-team All-SEC KR (Phil Steele)

ELI STOWERS TE

- Team captain
- William V. Campbell Trophy semifinalist
- Preseason first-team All-America (Walter Camp Football Foundation, ESPN, Sports Illustrated, Associated Press, The Athletic, The Sporting News, Athlon, Phil Steele)
- Preseason second-team All-America (Sports Info Solutions)
- Preseason first-team All-SEC (Coaches, Media, Athlon, Phil Steele)
- Walter Camp Player of the Year Award Watch List
- Jason Witten Collegiate Man of the Year Award Watch List
- Biletnikoff Award Watch List
- John Mackey Award Watch List
- Lombardi Award Watch List
- Earl Campbell Tyler Rose Award Watch List
- Senior Bowl Top 300 Watch List
- Shrine Bowl 1000 Watch List
- No. 28 on PFSN's Top 100 College Football Players
- The Athletic 2025 Freaks List

KHORDAE SYDNOR DL

- Team captain
- Preseason fourth-team All-SEC (Athlon)
- Shrine Bowl 1000 Watch List

BROCK TAYLOR K

- SEC Special Teams Player of the Week (9.29)
- Preseason third-team All-SEC (Athlon)
- Preseason fourth-team All-SEC (Phil Steele)

KOLBEY TAYLOR CB

- The Athletic 2025 Freaks List

JORDAN WHITE OL

- Team captain
- SEC co-Offensive Lineman of the Week (9.15)
- Preseason second-team All-America (Sports Info Solutions)
- Dave Rimington Award Watch List
- Shrine Bowl 1000 Watch List

LINUS ZUNK DL

- Shrine Bowl 1000 Watch List



ROSTER • NUMERICAL

No.	Name	Pos.	Ht.	Wt.	Yr.	Hometown/High School/Previous School(s)
0	Marlon Jones	CB	6-1	190	Gr.	Tacoma, Wash./Curtis/Eastern Washington
0	Junior Sherrill	WR	5-11	203	Jr.	Nashville, Tenn./Lipscomb Academy
1	Dontae Carter	S	6-1	185	So.	Cibolo, Texas/Byron P. Steele
1	Trent Hudson	WR	6-3	187	Gr.	Killeen, Texas/Shoemaker/New Mexico St./Mississippi St.
2	Randon Fontenette	S	6-2	220	Jr.	Freeport, Texas/Brazosport/TCU
2	Diego Pavia	QB	6-0	207	Gr.	Albuquerque, N.M./Volcano Vista/NMMI/New Mexico St.
3	Tristen Brown	WR	5-10	185	So.	Houston, Texas/Lamar
3	Kolbey Taylor	CB	6-3	190	Gr.	Ft. Lauderdale, Fla./Pasadena (Texas) Memorial/Wyoming
4	Martel Hight	CB/WR	6-0	188	Jr.	Rome, Ga./Rome
5	Richie Hoskins	WR	6-1	200	Gr.	Lake Forest, Ill./Lake Forest/Middlebury
5	Yilanan Ouattara	DL	6-7	320	Jr.	Cologne, Germany/Cologne Crocodiles
6	Jordan Matthews	CB	6-2	192	Jr.	Baton Rouge, La./Woodlawn/Tennessee
6	Tre Richardson	WR	5-10	175	Jr.	Topeka, Kan./Highland Park/Hutchinson/Washburn
7	Drew Dickey	QB	6-1	210	Sr.	Austin, Texas/Regents School
7	Marlen Sewell	S	6-1	205	Gr.	Birmingham, Ala./Shades Valley
8	CJ Heard	S	5-11	210	So.	Atlanta, Ga./Woodward Academy/Florida Atlantic
9	Keanu Koht	EDGE	6-4	252	Sr.	Vero Beach, Fla./Vero Beach/Alabama
9	Eli Stowers	TE	6-4	235	Gr.	Denton, Texas/Denton Guyer/Texas A&M/New Mexico St.
10	Whit Muschamp	QB	6-1	195	So.	Columbia, S.C./Baylor (Tenn.) School
10	Langston Patterson	LB	6-1	235	Sr.	Nashville, Tenn./Christ Presbyterian Academy
11	Jack Elliott	QB	6-0	205	Fr.	Orland Park, Ill./Mount Carmel
11	Bryan Longwell	LB	6-1	240	Jr.	Nashville, Tenn./Lipscomb Academy
13	Chase Gillespie	RB	5-10	200	Sr.	Tallahassee, Fla./Amos P. Godby
14	Jailen Ruth	STAR	6-3	225	Jr.	Hawthorne, Fla./Hawthorne
14	Jérémy St-Hilaire	QB	6-4	220	So.	Montréal, Canada/McCallie (Tenn.) School
15	Joseph McVay	WR	6-1	205	So.	Earle, Ark./Earle
15	Zaylin Wood	DL	6-0	280	Gr.	Bowdon, Ga./Heard County/Middle Tennessee
16	Cole Spence	TE	6-7	255	Gr.	Roswell, Ga./Mount Pisgah Christian School
17	Mark Davis	CB	6-2	202	Gr.	Bradenton, Fla./Braden River/Southern Illinois
17	Chance Fitzgerald	WR	6-2	205	Jr.	Nashville, Tenn./Nolensville/Virginia Tech
18	Boski Barrett	WR	5-11	182	So.	Knoxville, Tenn./Webb School
18	Jalen Gilbert	S	6-0	208	Jr.	Round Rock, Texas/Round Rock
19	Blaze Berlowitz	QB	6-3	200	Jr.	Cushing, Okla./Cushing/New Mexico State
20	Prince Kolliie	LB	6-1	240	Gr.	Jonesborough, Tenn./David Crockett/Notre Dame
21	Davin Chandler	S	6-0	185	Fr.	Berlin, Md./Stephen Decatur
22	Bryce Cowan	LB	6-4	242	Sr.	Tallahassee, Fla./Amos P. Godby
22	Makhilyn Young	RB	5-10	210	Jr.	Midland, Texas/Midland Legacy/New Mexico State
23	Carson Lawrence	S	6-2	204	Fr.	Chattanooga, Tenn./McCallie School
23	AJ Newberry	RB	6-1	200	Jr.	Grand Prairie, Texas/South Grand Prairie
24	Nick Rinaldi	LB	6-3	240	Sr.	Dover, Mass./Dover-Sherborn
26	Cayden Daniels	CB	6-1	189	Fr.	Cordele, Ga./Crisp County
27	Jaylin Lackey	CB	6-0	200	So.	Monroe, Ga./South Gwinnett
28	Sedrick Alexander	RB	5-9	207	Jr.	Austin, Texas/LBJ
28	Thomas Jones	S	5-11	190	So.	Smyrna, Tenn./Smyrna
29	Miles Capers	EDGE	6-4	249	Gr.	Sumter, S.C./Sumter
30	Trudell Berry	CB	6-1	196	Sr.	Baytown, Texas/Lee
31	Tate Hamby	STAR	6-2	208	So.	Monroe, La./Ouachita Christian School
32	Mason Carter	EDGE	6-5	243	So.	Jacksonville, Fla./Baldwin
33	Gabe Fields	RB	6-0	217	Fr.	Saint Joseph, Mo./Central
33	Vanzale Hinton	STAR	6-0	196	Fr.	Chattanooga, Tenn./Paducah (Ky.) Tilghman
34	Austin Howard	LB	6-2	245	Fr.	Memphis, Tenn./Bartlett
35	Ryder Brownstein	WR	6-2	183	Fr.	Los Angeles, Calif./Brentwood School
35	Payne Daniel	S	5-11	185	Jr.	Nashville, Tenn./Montgomery Bell Academy
36	Josiah Broxton	LB	5-10	225	Fr.	Tallahassee, Fla./Florida State University School
37	Jack Wanzung	CB	6-0	184	Fr.	Chicago, Ill./St. Ignatius Prep
38	Nick Haberer	P	6-5	227	Gr.	Sunshine Coast, Australia/Meridian/Washington State
38	Wils Jackson	WR	6-5	205	Fr.	Franklin, Tenn./Franklin
39	Brail Lipford	S	5-9	180	Gr.	Chandler, Ariz./Higley/Rocky Mountain College
40	Jamison Curtis	LB	6-1	229	So.	Mobile, Ala./Saraland
40	Mason Rohmiller	K	6-1	175	Sr.	Fort Mitchell, Ky./St. Xavier (Ohio)/San Diego
41	Jamezell Lassiter	RB	5-8	192	So.	Providence, R.I./Deerfield (Mass.) Academy
41	Stone Owens	LS	6-0	210	Fr.	Tampa, Fla./Plant
42	Jake Balis	RB	5-9	200	So.	Granger, Ind./Penn
42	Blaine McClure	CB	6-1	185	So.	Greenwich, Conn./Brunswick School/North Carolina
43	Luke D'Alise	LB	6-0	195	So.	Oak Park, Ill./Fenwick/Miami (Fla.)
43	Dominic Rezac	RB	6-1	190	Sr.	Omaha, Neb./Westside
44	Gabe Fisher	FB/TE	6-1	250	Jr.	Nashville, Tenn./Montgomery Bell Academy
45	Emmanuel Adebisi	TE	6-5	270	Gr.	Wilmington, Del./Wilmington Friends School/Cornell
45	Ty Bartholomew	LB	6-1	228	Jr.	Nashville, Tenn./Montgomery Bell Academy
46	Mustafa Dannett	CB	6-0	175	Sr.	New London, Conn./New London
46	Durham Harris	LS	5-9	193	Gr.	Corpus Christi, Texas/Flour Bluff/Texas St./Washington St.

No.	Name	Pos.	Ht.	Wt.	Yr.	Hometown/High School/Previous School(s)
47	Justin Dewers	K	6-2	190	Fr.	Plano, Texas/Prestonwood Christian Academy
47	Isaiah Fontan	RB	5-7	202	Sr.	Hartford, Conn./Capital Prep
49	Simeon Boulware	EDGE	6-5	258	So.	Dacula, Ga./Dacula
49	Elijah Rooney	TE	6-5	230	So.	New Smyrna Beach, Fla./New Smyrna Beach
50	Chase Mitchell	OL	6-4	340	Gr.	Washington, Pa./Washington/Liberty
51	Clinton Azubuike	OL	6-8	305	So.	Lagos, Nigeria/NFL Academy/Northern Arizona
52	Kevo Wesley	OL	6-4	317	Gr.	Chicago, Ill./Curie
53	Glenn Seabrooks III	DL	6-3	349	So.	Nashville, Tenn./Davidson Academy
53	Jordan White	OL	6-2	309	Gr.	Largo, Md./DeMatha Catholic/West Virginia/Liberty
54	Mason Nelson	DL	6-1	330	Gr.	Howell, Mich./Howell/Western Michigan
55	Aaron Bryant	DL	6-2	320	Sr.	Southaven, Miss./Southaven/Texas
55	Bryce Henderson	OL	6-8	325	Gr.	Aurora, Ill./Aurora Christian Schools/South Dakota
56	Gunner Givens	OL	6-5	332	Sr.	Covington, Va./Lord Botetourt/Virginia Tech
57	Max Fisher	OL	6-2	270	Jr.	Nashville, Tenn./Montgomery Bell Academy/Trinity (Texas)
58	Orion Irving	OL	6-6	320	Jr.	Houston, Texas/Lamar/Sam Houston State
62	CJ Williams	OL	6-6	331	So.	Amityville, N.Y./Deerfield (Mass.) Academy
69	Cooper Starks	OL	6-5	329	Jr.	Girard, Ill./North Mac
70	Cade McConnell	OL	6-5	323	Sr.	Choctaw, Okla./Choctaw/Minnesota
71	Ted Gregoire	OL	6-3	335	Jr.	Roselle, N.J./Hudson Catholic
72	Isaia Glass	OL	6-4	311	Gr.	San Tan Valley, Ariz./Queen Creek/Arizona St./Oklahoma St.
73	Charlie Clark	OL	6-7	316	Gr.	Madison, Wis./Edgewood
75	Misael Sandoval	OL	6-6	325	Jr.	Chula Vista, Calif./St. Augustine
77	David Siegel	OL	6-6	308	Gr.	New Canaan, Conn./The Hun (N.J.) School
78	Keegan Wechsler	OL	6-2	295	Jr.	Frisco, Texas/Legacy Christian Academy
79	Sterling Porcher	OL	6-4	315	Gr.	Sumter, S.C./Sumter/Iowa Western/Middle Tennessee/Texas Tech
79	Conor Weasler	P	6-0	187	Jr.	Kentfield, Calif./Redwood
80	Claiborne Richards	WR	5-11	186	Jr.	Nashville, Tenn./Montgomery Bell Academy/Virginia
81	Kayleb Barnett	WR	5-8	155	Fr.	Tulsa, Okla./Jenks
82	Brycen Coleman	TE	6-5	215	So.	Ocean City, Md./Stephen Decatur
83	Derek Kee	WR	6-4	210	Jr.	Trenton, Tenn./Peabody
85	Lebron Hill	WR	6-5	190	Fr.	Hammond, Ind./Morton
86	Witt Edwards	TE	6-5	210	So.	Fairfax, Okla./Wagoner
87	Ty Burd	WR	6-1	165	Jr.	Nashville, Tenn./Montgomery Bell Academy
88	Brock Taylor	K	6-1	165	Jr.	Knoxville, Tenn./Knoxville Catholic
89	Cameran Dickson	WR	6-0	180	Fr.	Corpus Christi, Texas/Flour Bluff
90	Jake Stanish	DL	6-3	250	Fr.	Chicago, Ill./Naperville Central
92	Jaylon Stone	DL	6-2	306	Jr.	Decatur, Ga./Clarke Central/Southeast Missouri
93	Nikhil Jefferson	DL	6-1	330	Fr.	Tampa, Fla./Berkeley Prep
94	Bradley Mann	DL	6-6	308	Sr.	Jacksonville, Fla./The Bolles School
95	Linus Zunk	DL	6-6	270	Sr.	Berlin, Germany/Rabun Gap-Nacoochee (Ga.)
96	Khordae Sydnor	DL	6-4	272	Gr.	Harlem, N.Y./Iona Prep/Purdue
97	Hayden Bray	DL	6-4	277	Gr.	Austin, Texas/Westlake/Oklahoma
98	Terry Nwabuisi-Ezeala	DL	6-2	336	Fr.	Munich, Germany/Rabun Gap-Nacoochee (Ga.)/North Carolina
99	Joshua Singh	DL	6-0	285	Gr.	Laie, Hawai'i/Orem (Utah)/BYU



ROSTER • ALPHABETICAL

No.	Name	Pos.	Ht.	Wt.	Yr.	Hometown/High School/Previous School(s)
45	Emmanuel Adebisi	TE	6-5	270	Gr.	Wilmington, Del./Wilmington Friends School/Cornell
28	Sedrick Alexander	RB	5-9	207	Jr.	Austin, Texas/LBJ
51	Clinton Azubuike	OL	6-8	305	So.	Lagos, Nigeria/NFL Academy/Northern Arizona
42	Jake Balis	RB	5-9	200	So.	Granger, Ind./Penn
81	Kayleb Barnett	WR	5-8	155	Fr.	Tulsa, Okla./Jenks
18	Boski Barrett	WR	5-11	182	So.	Knoxville, Tenn./Webb School
45	Ty Bartholomew	LB	6-1	228	Jr.	Nashville, Tenn./Montgomery Bell Academy
19	Blaze Berlowitz	QB	6-3	200	Jr.	Cushing, Okla./Cushing/New Mexico State
30	Trudell Berry	CB	6-1	196	Sr.	Baytown, Texas/Lee
49	Simeon Boulware	EDGE	6-5	258	So.	Dacula, Ga./Dacula
97	Hayden Bray	DL	6-4	277	Gr.	Austin, Texas/Westlake/Oklahoma
3	Tristen Brown	WR	5-10	185	So.	Houston, Texas/Lamar
35	Ryder Brownstein	WR	6-2	183	Fr.	Los Angeles, Calif./Brentwood School
36	Josiah Broxton	LB	5-10	225	Fr.	Tallahassee, Fla./Florida State University School
55	Aaron Bryant	DL	6-2	320	Sr.	Southaven, Miss./Southaven/Texas
87	Ty Burd	WR	6-1	165	Jr.	Nashville, Tenn./Montgomery Bell Academy
29	Miles Capers	EDGE	6-4	249	Gr.	Sumter, S.C./Sumter
1	Dontae Carter	S	6-1	185	So.	Cibola, Texas/Byron P. Steele
32	Mason Carter	EDGE	6-5	243	So.	Jacksonville, Fla./Baldwin
21	Davin Chandler	S	6-0	185	Fr.	Berlin, Md./Stephen Decatur
73	Charlie Clark	OL	6-7	316	Gr.	Madison, Wis./Edgewood
82	Brycen Coleman	TE	6-5	215	Fr.	Ocean City, Md./Stephen Decatur
22	Bryce Cowan	LB	6-4	242	Sr.	Tallahassee, Fla./Amos P. Godby
40	Jamison Curtis	LB	6-1	229	So.	Mobile, Ala./Saraland
43	Luke D'Alise	LB	6-0	195	So.	Oak Park, Ill./Fenwick/Miami (Fla.)
35	Payne Daniel	S	5-11	185	Jr.	Nashville, Tenn./Montgomery Bell Academy
26	Cayden Daniels	CB	6-1	189	Fr.	Cordele, Ga./Crisp County
46	Mustafa Dannett	CB	6-0	175	Gr.	New London, Conn./New London
17	Mark Davis	CB	6-2	202	Gr.	Bradenton, Fla./Braden River/Southern Illinois
47	Justin Dewers	K	6-2	190	Fr.	Plano, Texas/Prestonwood Christian Academy
7	Drew Dickey	QB	6-1	210	Sr.	Austin, Texas/Regents School
89	Cameran Dickson	WR	6-0	180	Fr.	Corpus Christi, Texas/Flour Bluff
86	Witt Edwards	TE	6-5	210	So.	Fairfax, Okla./Wagoner
11	Jack Elliott	QB	6-0	205	Fr.	Orland Park, Ill./Mount Carmel
33	Gabe Fields	RB	6-0	217	Fr.	Saint Joseph, Mo./Central
44	Gabe Fisher	FB/TE	6-1	250	Jr.	Nashville, Tenn./Montgomery Bell Academy
57	Max Fisher	OL	6-2	270	Jr.	Nashville, Tenn./Montgomery Bell Academy/Trinity (Texas)
17	Chance Fitzgerald	WR	6-2	205	Jr.	Nashville, Tenn./Nolensville/Virginia Tech
47	Isaiah Fontan	RB	5-7	202	Sr.	Hartford, Conn./Capital Prep
2	Randon Fontenette	S	6-2	220	Jr.	Freeport, Texas/Brazosport/TCU
18	Jalen Gilbert	S	6-0	208	Jr.	Round Rock, Texas/Round Rock
13	Chase Gillespie	RB	5-10	200	Sr.	Tallahassee, Fla./Amos P. Godby
56	Gunner Givens	OL	6-5	332	Sr.	Covington, Va./Lord Botetourt/Virginia Tech
72	Isaia Glass	OL	6-4	311	Gr.	San Tan Valley, Ariz./Queen Creek/Arizona St./Oklahoma St.
71	Ted Gregoire	OL	6-3	335	Jr.	Roselle, N.J./Hudson Catholic
38	Nick Haberer	P	6-5	227	Gr.	Sunshine Coast, Australia/Meridian/Washington State
31	Tate Hamby	STAR	6-2	208	So.	Monroe, La./Ouachita Christian School
46	Durham Harris	LS	5-9	193	Gr.	Corpus Christi, Texas/Flour Bluff/Texas St./Washington St.
8	CJ Heard	S	5-11	210	So.	Atlanta, Ga./Woodward Academy/Florida Atlantic
55	Bryce Henderson	OL	6-8	325	Gr.	Aurora, Ill./Aurora Christian Schools/South Dakota
4	Martel Hight	CB/WR	6-0	188	Jr.	Rome, Ga./Rome
85	Lebron Hill	WR	6-5	190	Fr.	Hammond, Ind./Morton
33	Vanzale Hinton	STAR	6-0	196	Fr.	Chattanooga, Tenn./Paducah (Ky.) Tilghman
5	Richie Hoskins	WR	6-1	200	Gr.	Lake Forest, Ill./Lake Forest/Middlebury
34	Austin Howard	LB	6-2	245	Fr.	Memphis, Tenn./Bartlett
1	Trent Hudson	WR	6-3	187	Gr.	Killeen, Texas/Shoemaker/New Mexico St./Mississippi St.
58	Orion Irving	OL	6-6	320	Jr.	Houston, Texas/Lamar/Sam Houston State
38	Wils Jackson	WR	6-5	205	Fr.	Franklin, Tenn./Franklin
93	Nikhil Jefferson	DL	6-1	330	Fr.	Tampa, Fla./Berkeley Prep
0	Marlon Jones	CB	6-1	190	Gr.	Tacoma, Wash./Curtis/Eastern Washington
28	Thomas Jones	S	5-11	190	So.	Smyrna, Tenn./Smyrna
83	Derek Kee	WR	6-4	210	Jr.	Trenton, Tenn./Peabody
9	Keanu Koht	EDGE	6-4	252	Sr.	Vero Beach, Fla./Vero Beach/Alabama
20	Prince Kolie	LB	6-1	240	Gr.	Jonesborough, Tenn./David Crockett/Notre Dame
27	Jaylin Lackey	CB	6-0	200	So.	Monroe, Ga./South Gwinnett
41	Jamezell Lassiter	RB	5-8	192	So.	Providence, R.I./Deerfield (Mass.) Academy
23	Carson Lawrence	S	6-2	204	Fr.	Chattanooga, Tenn./McCallie School
39	Brail Lipford	S	5-9	180	Gr.	Chandler, Ariz./Higley/Rocky Mountain College
11	Bryan Longwell	LB	6-1	240	Jr.	Nashville, Tenn./Lipscomb Academy
94	Bradley Mann	DL	6-6	308	Sr.	Jacksonville, Fla./The Bolles School
6	Jordan Matthews	CB	6-2	192	Jr.	Baton Rouge, La./Woodlawn/Tennessee
42	Blaine McClure	CB	6-1	185	So.	Greenwich, Conn./Brunswick School/North Carolina

No.	Name	Pos.	Ht.	Wt.	Yr.	Hometown/High School/Previous School(s)
70	Cade McConnell	OL	6-5	323	Sr.	Choctaw, Okla./Choctaw/Minnesota
15	Joseph McVay	WR	6-1	205	So.	Earle, Ark./Earle
50	Chase Mitchell	OL	6-4	340	Gr.	Washington, Pa./Washington/Liberty
10	Whit Muschamp	QB	6-1	195	So.	Columbia, S.C./Baylor (Tenn.) School
54	Mason Nelson	DL	6-1	330	Gr.	Howell, Mich./Howell/Western Michigan
23	AJ Newberry	RB	6-1	200	Jr.	Grand Prairie, Texas/South Grand Prairie
98	Terry Nwabuisi-Ezeala	DL	6-2	336	Fr.	Munich, Germany/Rabun Gap-Nacoochee (Ga.)/North Carolina
5	Yilanan Ouattara	DL	6-7	320	Sr.	Cologne, Germany/Cologne Crocodiles
41	Stone Owens	LS	6-0	210	Fr.	Tampa, Fla./Plant
10	Langston Patterson	LB	6-1	235	Sr.	Nashville, Tenn./Christ Presbyterian Academy
2	Diego Pavia	QB	6-0	207	Gr.	Albuquerque, N.M./Volcano Vista/NMMI/New Mexico St.
79	Sterling Porcher	OL	6-4	315	Gr.	Sumter, S.C./Sumter/Iowa Western/Middle Tennessee/Texas Tech
43	Dominic Rezac	RB	6-1	190	Sr.	Omaha, Neb./Westside
80	Claiborne Richards	WR	5-11	186	Jr.	Nashville, Tenn./Montgomery Bell Academy/Virginia
6	Tre Richardson	WR	5-10	175	Jr.	Topeka, Kan./Highland Park/Hutchinson/Washburn
24	Nick Rinaldi	LB	6-3	240	Sr.	Dover, Mass./Dover-Sherborn
40	Mason Rohmiller	K	6-1	175	Sr.	Fort Mitchell, Ky./St. Xavier (Ohio)/San Diego
49	Elijah Rooney	TE	6-5	230	So.	New Smyrna Beach, Fla./New Smyrna Beach
14	Jailen Ruth	STAR	6-3	225	Jr.	Hawthorne, Fla./Hawthorne
75	Misael Sandoval	OL	6-6	325	Jr.	Chula Vista, Calif./St. Augustine
53	Glenn Seabrooks III	DL	6-3	349	So.	Nashville, Tenn./Davidson Academy
7	Marlen Sewell	S	6-1	205	Gr.	Birmingham, Ala./Shades Valley
0	Junior Sherrill	WR	5-11	203	Jr.	Nashville, Tenn./Lipscomb Academy
77	David Siegel	OL	6-6	308	Gr.	New Canaan, Conn./The Hun (N.J.) School
99	Joshua Singh	DL	6-0	285	Gr.	Laie, Hawai'i/Orem (Utah)/BYU
16	Cole Spence	TE	6-7	255	Gr.	Roswell, Ga./Mount Pisgah Christian School
90	Jake Stanish	DL	6-3	250	Fr.	Chicago, Ill./Naperville Central
14	Jérémy St-Hilaire	QB	6-4	220	So.	Montréal, Canada/McCallie (Tenn.) School
69	Cooper Starks	OL	6-5	329	Jr.	Girard, Ill./North Mac
92	Jaylon Stone	DL	6-2	306	Jr.	Decatur, Ga./Clarke Central/Southeast Missouri
9	Eli Stowers	TE	6-4	235	Gr.	Denton, Texas/Denton Guyer/Texas A&M/New Mexico St.
96	Khordae Sydnor	DL	6-4	272	Gr.	Harlem, N.Y./Iona Prep/Purdue
88	Brock Taylor	K	6-1	165	Jr.	Knoxville, Tenn./Knoxville Catholic
3	Kolbey Taylor	CB	6-3	190	Gr.	Ft. Lauderdale, Fla./Pasadena (Texas) Memorial/Wyoming
37	Jack Wanzung	CB	6-0	184	Fr.	Chicago, Ill./St. Ignatius Prep
79	Conor Weasler	P	6-0	187	Jr.	Kentfield, Calif./Redwood
78	Keegan Wechsler	OL	6-2	295	Jr.	Frisco, Texas/Legacy Christian Academy
52	Kevo Wesley	OL	6-4	317	Gr.	Chicago, Ill./Curie
53	Jordan White	OL	6-2	309	Gr.	Largo, Md./DeMatha Catholic/West Virginia/Liberty
62	CJ Williams	OL	6-6	331	So.	Amityville, N.Y./Deerfield (Mass.) Academy
15	Zaylin Wood	DL	6-0	280	Gr.	Bowdon, Ga./Heard County/Middle Tennessee
22	Makhilyn Young	RB	5-10	210	Jr.	Midland, Texas/Midland Legacy/New Mexico State
95	Linus Zunk	DL	6-6	270	Sr.	Berlin, Germany/Rabun Gap-Nacoochee (Ga.)





0 MARLON JONES

CB • 6-1 • 190 • Gr.

	GP-GS	Tackles	TFL	Sack	FF	PD	INT	TD
2025	5-1	6	0	0	0	0	0	0
CAREER	47-30	165	7	1	1	14	9	2

- Competed at Eastern Washington from 2019-23
- First-team All-Big Sky selection in 2023, starting all 11 games with 35 tackles

TOP GAMES

Tackles
 Tackles for Loss
 Interceptions
 Passes Defended
 Forced Fumbles
 Fumbles Rec.

2025
 2 twice

Career
 9 vs. Weber St. 2021
 1 vs. NAU 2023
 1 nine times
 2 twice
 1 vs. Jax. St. 2019
 1 at S. Carolina 2025



0 JUNIOR SHERRILL

WR • 5-11 • 203 • Jr. • sher-UHL

	GP-GS	REC	Yds	TD	Long	Rec/G	YPC	Yds/G
2025	7-6	25	304	5	40	3.6	12.2	43.4
CAREER	32-19	74	1008	11	52	2.3	13.6	31.5

- Played in all 32 games during career
- Caught three touchdowns vs. Utah State
- Returned the opening kickoff 100 yards for a touchdown against Tennessee in 2024
- Finished 2024 third on the team in receiving yards

TOP GAMES

Receptions
 Receiving Yards
 Receiving TDs
 All-Purpose Yards

2025
 6 twice

Career
 6 twice
 91 vs. Utah State
 3 vs. Utah State
 91 vs. Utah State
 172 vs. Tenn. 2024



I DONTAE CARTER

S • 6-1 • 185 • So.

	GP-GS	Tackles	TFL	Sack	FF	PD	INT	TD
2025	7-0	17	0	0	0	0	0	0
CAREER	20-0	28	0	0	0	2	0	0

- Made 11 tackles while appearing in all 13 games last season
- Had a pair of tackles in Birmingham Bowl win
- One of the highest-rated recruits in school history
- Four-star prospect per On3 and 247Sports

TOP GAMES

Tackles
 Tackles For Loss
 Interceptions
 Passes Defended
 Forced Fumbles
 Fumbles Rec.

2025
 4 vs. Georgia State

Career
 4 vs. Georgia St. 2025
 1 twice



I TRENT HUDSON

WR • 6-3 • 187 • Gr.

	GP-GS	REC	Yds	TD	Long	Rec/G	YPC	Yds/G
2025	5-0	1	13	0	13	0.2	13.0	2.6
CAREER	23-2	37	584	10	78	1.6	15.8	25.4

- Played four games at Mississippi State in 2024
- Appeared in 14 games at New Mexico State during the 2023 campaign
- Caught 36 passes for 551 yards, scoring 10 touchdowns while helping the Aggies to a 10-win season

TOP GAMES

Receptions
 Receiving Yards
 Receiving TDs
 All-Purpose Yards

2025
 1 vs. Georgia State

Career
 7 at Liberty 2023
 122 vs. SHSU 2023
 2 three times
 122 vs. SHSU 2023



2 RANDON FONTENETTE

S • 6-2 • 220 • Jr. • RAN-din FAHN-tin-ette

	GP-GS	Tackles	TFL	Sack	FF	PD	INT	TD
2025	7-7	18	4	0	1	3	0	0
CAREER	31-18	107	12	3.5	1	11	1	1

- Finished third on the team with 73 tackles and tied for team lead in TFLs (eight) in 2024
- Made 2.5 TFLs in bowl-clinching win at Auburn
- Led team with seven tackles in win at Kentucky
- First career interception came in win over No. 1 Alabama

TOP GAMES

Tackles
 Tackles for Loss
 Interceptions
 Passes Defended
 Sacks
 Forced Fumbles

2025
 5 at South Carolina

Career
 10 vs. LSU 2024
 2.5 twice
 1 vs. Alabama 2024
 3 vs. Texas 2024
 1.5 vs. Texas 2024
 1 at S. Carolina 2025



2 DIEGO PAVIA

QB • 6-0 • 207 • Gr. • PAH-vee-uh

	GP-GS	C-A-I	YDS	TD	Rush	Yds	TD
2025	7-7	129-183-4	1569	15	77	438	4
CAREER	47-42	628-1037-23	8285	74	538	2670	25

- Tied school record with five passing touchdowns vs. Utah State
- 2024 SEC Newcomer of the Year
- Semifinalist for Davey O'Brien and Maxwell Awards
- Set Vanderbilt record for rushing yards by a QB (801), leading Power 4 QBs last season

TOP GAMES

Completions
 Attempts
 Passing Yards
 Passing TDs
 Rushing Yards
 Rushing TDs

2025
 26 vs. Utah State

Career
 26 vs. Utah State 2025
 36 vs. SHSU 2023
 321 vs. Utah State
 323 vs. Valpo 2022
 5 vs. Utah State 2025
 129 vs. SHSU 2023
 3 vs. Liberty 2022



3 TRISTEN BROWN

WR • 5-10 • 185 • So.

	GP-GS	REC	Yds	TD	Long	Rec/G	YPC	Yds/G
2025	7-0	5	91	0	28	0.7	18.2	13.0
CAREER	17-0	8	118	0	28	0.5	14.8	6.9

- Played in 10 games during true freshman season
- Made three catches in win over Alcorn State
- Unanimous three-star prospect
- Caught 98 passes for 2,275 yards and 28 touchdowns during prep career
- Averaged 42.6 yards on kickoff returns as a junior

TOP GAMES

Receptions
 Receiving Yards
 Receiving TDs
 All-Purpose Yards

2025
 3 vs. Georgia State

Career
 3 twice
 71 vs. Georgia State
 71 vs. Georgia St. 2025



3 KOLBEY TAYLOR

CB • 6-3 • 190 • Gr.

	GP-GS	Tackles	TFL	Sack	FF	PD	INT	TD
2025	7-7	8	1	0	0	2	0	0
CAREER	36-22	63	2	0	0	9	0	0

- Played in 11 games with six starts during first season at Vandy
- Had at least one tackle in nine of 11 games
- Made first career tackle for loss against South Carolina

TOP GAMES

Tackles
 Tackles for Loss
 Interceptions
 Pass Breakups
 Forced Fumbles
 Fumbles Rec.

2025
 3 at Virginia Tech

Career
 7 vs. Georgia St. 2024
 1 twice
 2 twice
 1 vs. Utah State
 1 twice



4 MARTEL HIGHT

CB/WR • 6-0 • 188 • Jr. • hite (like height)

	GP-GS	Tackles	TFL	Sack	FF	PD	INT	TD
2025	7-6	20	0.5	0	0	0	1	0
CAREER	31-25	91	2.5	0	1	8	4	1

- Second-team All-SEC return specialist (coaches)
- Honorable mention All-American punt returner (Phil Steele)
- Jet Award semifinalist for nation's top returner
- Became first Commodore since 2012 to return a punt for a touchdown vs. Alcorn State

TOP GAMES

Tackles
 Tackles for Loss
 Interceptions
 Passes Defended
 Forced Fumbles
 Fumbles Rec.

2025
 5 at Alabama

Career
 7 twice
 1 twice
 1 four times
 1 five times
 1 vs. S. Carolina



5 RICHIE HOSKINS

WR • 6-1 • 200 • Gr.

	GP-GS	REC	Yds	TD	Long	Rec/G	YPC	Yds/G
2025	7-2	14	172	1	53	2.0	12.3	24.6
CAREER	37-7	31	386	5	53	0.8	12.5	10.2

- 2024 CSC Academic All-District
- Burlsworth Trophy Watch List
- Wuertfel Trophy & AFCA Good Works Team Nominee
- Burlsworth Trophy Walk-On of the Week after making three catches for 44 yards and a TD in win at Kentucky

TOP GAMES

Receptions
 Receiving Yards
 Receiving TDs
 All-Purpose Yards

2025
 4 vs. Utah State

Career
 4 vs. Utah State 2025
 70 vs. Utah State 2025
 1 five times
 71 vs. Utah State 2025



5 YILANAN "ISSA" QUATTARA

DL • 6-7 • 320 • Sr. • E-lan-in (E-sah) WAH-tah-rah

	GP-GS	Tackles	TFL	Sack	FF	PD	INT	TD
2025	1-1	1	0	0	0	0	0	0
CAREER	33-17	47	6.5	2.5	0	4	0	0

- Played in all 13 games as a junior with 10 starts
- Recorded at least one tackle in every game of 2024
- Recovered a fumble, the first of career, in win over No. 1 Alabama
- Native of Germany played for the club American football Cologne Crocodiles

TOP GAMES

Tackles
 Tackles for Loss
 Sacks
 Forced Fumbles
 Fumbles Rec.
 Passes Defended

2025
 1 at Virginia Tech

Career
 5 vs. LSU 2024
 1.5 twice
 1 twice
 1 vs. Alabama 2024
 1 four times



6 JORDAN MATTHEWS

CB • 6-2 • 192 • Jr.

	GP-GS	Tackles	TFL	Sack	FF	PD	INT	TD
2025	7-0	12	0	0	1	2	0	0
CAREER	24-0	16	0	0	1	4	0	0

- Played two seasons at Tennessee (2023-24)
- Saw the field in all 12 regular season games in 2024, making three tackles
- Made a pair of tackles against Kent State
- On the field for 95 special teams plays on the season

TOP GAMES

Tackles
 Tackles for Loss
 Interceptions
 Passes Defended
 Forced Fumbles
 Fumbles Rec.

2025
 4 vs. Georgia State

Career
 4 vs. Georgia St. 2025
 1 twice
 1 vs. Georgia State
 2 vs. Chattanooga 2024
 1 vs. Georgia St. 2025





6 TRE RICHARDSON

WR • 5-10 • 175 • Jr.

	GP-GS	REC	Yds	TD	Long	Rec/G	YPC	Yds/G
2025	7-7	20	242	1	30	2.9	12.1	34.6
CAREER	7-7	72	1223	12	87	4.0	17.0	67.9

- Was a sophomore at Washburn (Kan.) during the 2024 season
- Unanimous first-team all-MIAA selection at WR
- Second in the conference and among the top 10 nationally with 146.5 all-purpose yards

TOP GAMES

Receptions
Receiving Yards
Receiving TDs
All-Purpose Yards

2025

6 vs. Utah State
74 twice
1 at Virginia Tech
115 vs. Utah State

Career (at Vandy)

6 vs. Utah State 2025
74 twice
1 at VT 2025
115 vs. Utah State 2025



7 DREW DICKEY

QB • 6-1 • 210 • Sr.

	GP-GS	C-A-I	YDS	TD	Rush	Yds	TD
2025	2-0	1-2-0	28	0	3	13	1
CAREER	3-0	1-2-0	28	0	3	13	1

- Made collegiate debut as a sophomore in win over Alabama A&M, seeing the field for two plays
- Two-time SEC Academic Honor Roll selection
- Led high school to undefeated season and state title in 2020

TOP GAMES

Completions
Attempts
Passing Yards
Passing TDs
Rushing Yards
Rushing TDs

2025

1 vs. Georgia State
2 vs. Georgia State
28 vs. Georgia State
13 vs. Georgia State
1 vs. Georgia State

Career

1 vs. Georgia St. 2025
2 vs. Georgia St. 2025
28 vs. Georgia St. 2025
13 vs. Georgia St. 2025
1 vs. Georgia St. 2025



7 MARLEN SEWELL

S • 6-1 • 205 • Gr.

	GP-GS	Tackles	TFL	Sack	FF	PD	INT	TD
2025	7-7	21	0	0	0	0	0	0
CAREER	39-9	71	1	0	1	1	0	0

- Appeared in 25 straight games at the conclusion of the 2024 season
- Made a season-best five tackles and added a break-up at Missouri
- Two-time SEC Academic Honor Roll selection

TOP GAMES

Tackles
Tackles for Loss
Interceptions
Passes Defended
Forced Fumbles
Fumbles Rec.

2025

7 vs. Utah State
9 at Kentucky 2023
1 at Florida 2023
1 at Mizzou 2024
1 vs. Georgia 2021
1 vs. Georgia 2023

Career

13 vs. South Fla. 2024
1 twice
1 vs. Char. So. 2025
1 at Temple 2024
1 vs. Army 2024
1 twice



8 CJ HEARD

S • 5-11 • 210 • So.

	GP-GS	Tackles	TFL	Sack	FF	PD	INT	TD
2025	7-7	35	1	1	0	0	1	0
CAREER	19-16	117	1.5	1	1	2	1	0

- Made first career interception in Vandy debut vs. Charleston Southern
- Competed at Florida Atlantic as a Fr. in 2024
- Named third-team All-AAC
- Led Owls with 82 total tackles

TOP GAMES

Tackles
Tackles for Loss
Interceptions
Passes Defended
Forced Fumbles
Fumbles Rec.

2025

12 vs. South Carolina
1 at Virginia Tech
1 vs. Charleston So.
1 vs. S. Carolina 2024
1 twice

Career

13 vs. South Fla. 2024
1 twice
1 vs. Char. So. 2025
1 at Temple 2024
1 vs. Army 2024
1 twice



9 KEANU KOHT

EDGE • 6-4 • 252 • Sr. • key-AHN-ooH COOT

	GP-GS	Tackles	TFL	Sack	FF	PD	INT	TD
2025	7-0	5	1	1	0	1	0	0
CAREER	18-0	14	3.0	1.5	0	1	0	0

- Competed at Alabama from 2021-24
- Made five tackles and assisted on a sack in 2024
- Recorded a tackle in Alabama's loss at Vanderbilt
- Recovered a fumble against South Carolina

TOP GAMES

Tackles
Tackles for Loss
Sacks
Forced Fumbles
Fumbles Rec.
Passes Defended

2025

3 vs. Charleston So.
1 vs. LSU
1 vs. LSU
1 at South Carolina

Career

3 twice
1 twice
1 vs. LSU 2025
1 vs. S. Carolina 2024
1 at S. Carolina 2025



9 ELI STOWERS

TE • 6-4 • 235 • Gr. • STOW-ers (rhymes with hours)

	GP-GS	REC	Yds	TD	Long	Rec/G	YPC	Yds/G
2025	7-3	28	355	2	48	4.0	12.9	49.7
CAREER	40-11	112	1359	9	48	2.8	12.1	34.0

- Third-team All-American (Phil Steele)
- First-team All-SEC (coaches); Vanderbilt's first offensive player to make league's first team since 2013
- Second-team All-SEC (AP)
- Mackey Award Semifinalist
- Biletnikoff Watch List

TOP GAMES

Receptions
Receiving Yards
Receiving TDs
All-Purpose Yards

2025

6 vs. Utah State
86 vs. Charleston So.
1 twice
86 vs. Charleston So.

Career

9 at Georgia St. 2024
130 vs. Ball St. 2024
1 nine times
130 vs. Ball St. 2024



10 WHIT MUSCHAMP

QB • 6-1 • 195 • So.

	GP-GS	C-A-I	YDS	TD	Rush	Yds	TD
2025	1-0	2-3-0	40	0	1	8	0
CAREER	1-0	2-3-0	40	0	1	8	0

- Unanimous three-star prospect and top-25 signee in Tennessee
- Led Baylor School (Chattanooga) to state title game, throwing for 3,187 yards and 31 touchdowns
- Lost to fellow Vanderbilt signee Jérémy St-Hilaire in the state championship game

TOP GAMES

Completions
Attempts
Passing Yards
Passing TDs
Rushing Yards
Rushing TDs

2025

2 vs. Georgia State
3 vs. Georgia State
40 vs. Georgia State
8 vs. Georgia State

Career

2 vs. Georgia St. 2025
3 vs. Georgia St. 2025
40 vs. Georgia St. 2025
8 vs. Georgia St. 2025



10 LANGSTON PATTERSON

LB • 6-1 • 235 • Sr.

	GP-GS	Tackles	TFL	Sack	FF	PD	INT	TD
2025	7-7	25	0.5	0	0	0	0	0
CAREER	41-18	182	13.5	1	1	2	1	0

- 2024 CSC Academic All-District
- Second on the team with 78 tackles last season
- Made 13 tackles in consecutive games against LSU and Tennessee
- Has played in 39 of 42 games during four seasons

TOP GAMES

Tackles
Tackles for Loss
Sacks
Forced Fumbles
Fumbles Rec.
Interceptions

2025

7 at Alabama
0.5 vs. Utah State
13 vs. Ole Miss 2023
3 vs. Ole Miss 2023
1 vs. Ole Miss 2023
1 vs. S. Carolina 2024
1 vs. Ole Miss 2023

Career

13 twice
3 vs. Ole Miss 2023
1 vs. Ole Miss 2023
1 vs. S. Carolina 2024
1 vs. Ole Miss 2023



11 JACK ELLIOTT

QB • 6-0 • 205 • Fr.

	GP-GS	C-A-I	YDS	TD	Rush	Yds	TD
2025							
CAREER							

- Unanimous three-star prospect
- Rated a top-50 player in Illinois by all four services
- No. 19 QB in the signing class per Rivals
- Led Mount Carmel to the Illinois Class 7A state championship as a senior

TOP GAMES

Receptions
Receiving Yards
Receiving TDs
All-Purpose Yards

2025

1 at Virginia Tech
2 at Virginia Tech
17 vs. Hawai'i 2023
71 at Hawai'i 2022

Career

11 at Hawai'i 2022
63 at Hawai'i 2022
17 vs. Hawai'i 2023
71 at Hawai'i 2022



11 BRYAN LONGWELL

LB • 6-1 • 240 • Jr.

	GP-GS	Tackles	TFL	Sack	FF	PD	INT	TD
2025	7-7	28	4.5	0	0	2	1	0
CAREER	32-22	153	12.5	1.5	0	6	2	0

- Played in all 31 career games, starting 21
- Led the team in tackles in 2024 (89)
- 30 straight games with at least one tackle
- Lott IMPACT Player of the Week after making eight tackles in win over No. 1 Alabama

TOP GAMES

Tackles
Tackles for Loss
Sacks
Forced Fumbles
Fumbles Rec.
Interceptions

2025

8 at Alabama
1.5 at South Carolina
1 at South Carolina
1 at South Carolina

Career

12 at Mizzou 2024
2.5 at Mizzou 2024
1 at Mizzou 2024
1 twice



13 CHASE GILLESPIE

RB • 5-10 • 200 • Sr.

	GP-GS	Rush	Yds	TD	Long	Att/G	Yds/G
2025	2-0	1	2	0	2	0.5	1.0
CAREER	29-0	65	233	0	37	2.2	8.0

- Played in 11 games in 2024
- Had only reception of the season in bowl-clinching win at Auburn
- Played in all but two games over the last two seasons after seeing the field in four contests as a freshman

TOP GAMES

Attempts
Rushing Yards
Rush TDs
Reception Yards
All-Purpose Yards
Total TD

2025

1 at Virginia Tech
2 at Virginia Tech
17 vs. Hawai'i 2023
71 at Hawai'i 2022

Career

11 at Hawai'i 2022
63 at Hawai'i 2022
17 vs. Hawai'i 2023
71 at Hawai'i 2022



14 JAILEN RUTH

STAR • 6-3 • 225 • Jr. • JAY-lin

	GP-GS	Tackles	TFL	Sack	FF	PD	INT	TD
2025	7-0	1	0	0	0	0	0	0
CAREER	24-0	7	0	0	0	0	0	0

- Played in all 13 games in 2024, making six tackles
- Had first-career multi-tackle game in win over Alcorn State
- Three-star prospect out of high school, helped team to three straight state championship games
- Also played basketball and ran track

TOP GAMES

Tackles
Tackles for Loss
Sacks
Forced Fumbles
Fumbles Rec.
Passes Defended

2025

1 at Virginia Tech
2 vs. Alcorn St. 2024

Career

2 vs. Alcorn St. 2024





14 JÉRÉMY ST-HILAIRE

QB • 6-4 • 220 • So. • saint hill-AIR

	GP-GS	C-A-I	YDS	TD	Rush	Yds	TD
2025							
CAREER							

- Unanimous top-50 quarterback in signing class
- Senior for 2,678 yards and 25 touchdowns as a senior
- Named MVP of the BlueCross Bowl after leading team to a win in the state championship game over fellow Vanderbilt signee Whit Muschamp
- Born in Montreal and enjoys snowboarding

TOP GAMES

2025

Career



15 JOSEPH McVAY

WR • 6-1 • 205 • So.

	GP-GS	REC	Yds	TD	Long	Rec/G	YPC	Yds/G
2025	6-0	1	5	0	5	0.3	5	1.6
CAREER	10-0	2	70	1	65	0.2	65	10.8

- Played in four regular season games and the Birmingham Bowl
- Caught a 65-yard pass in collegiate debut at Missouri for his first career touchdown and reception
- Four-star prospect per 247Sports
- Unanimously ranked one of the top-100 receivers

TOP GAMES

Receptions
Receiving Yards
Receiving TDs
All-Purpose Yards

2025

1 vs. Georgia State
5 vs. Georgia State
5 vs. Georgia State

Career

1 twice
65 at Mizzou 2024
1 at Mizzou 2024
65 at Mizzou 2024



15 ZAYLIN WOOD

DL • 6-0 • 280 • Gr.

	GP-GS	Tackles	TFL	Sack	FF	PD	INT	TD
2025	7-4	15	3.5	3	0	2	1	0
CAREER	59-38	117	23.5	14	1	8	3	1

- Started the first three games before injury caused him to miss the duration of the 2024 season
- Made seven tackles and a sack in season-opening win against Virginia Tech
- Competed at Middle Tennessee from 2019-23
- Team captain in 2023 at MTSU

TOP GAMES

Tackles
Tackles for Loss
Sacks
Forced Fumbles
Fumbles Rec.
Interceptions

2025

6 vs. Alabama
1 three times
1 three times
1 at South Carolina

Career

7 twice
2 three times
2 three times
1 vs. Jax State 2023
1 four times
1 three times



16 COLE SPENCE

TE • 6-7 • 255 • Gr.

	GP-GS	REC	Yds	TD	Long	Rec/G	YPC	Yds/G
2025	7-6	8	127	1	33	1.1	15.8	18.1
CAREER	24-17	18	228	3	33	0.75	12.6	9.5

- CSC Academic All-District
- Caught first career TD pass from fellow tight end Eli Stowers in win over Alcorn State
- Had three catches for 17 yards and a TD in Birmingham Bowl win
- Missed the 2023 season after injury in fall camp

TOP GAMES

Receptions
Receiving TDs
Receiving Yards
All-Purpose Yards

2025

5 vs. LSU
1 vs. LSU
56 vs. LSU
56 vs. LSU

Career

5 vs. LSU 2025
1 three times
56 vs. LSU 2025
56 vs. LSU 2025



17 MARK DAVIS

CB • 6-2 • 202 • Gr.

	GP-GS	Tackles	TFL	Sack	FF	PD	INT	TD
2025	6-0	10	1	0	0	2	0	0
CAREER	37-14	58	2.5	0	0	14	3	0

- Missed the 2024 season due to injury
- Played two seasons at Southern Illinois and three at Buffalo
- Honorable mention All-Missouri Valley in 2023 with a team-best three interceptions
- Recorded 45 tackles over two years with the Salukis

TOP GAMES

Tackles
Tackles for Loss
Interceptions
Passes Defended
Forced Fumbles
Fumbles Rec.

2025

4 at South Carolina
1 vs. LSU
1 twice

Career

6 vs SEMO 2023
1 vs. Austin Peay 2023
1 three times
3 at NIU 2023
1 at Murray State 2023



17 CHANCE FITZGERALD

WR • 6-2 • 205 • Jr.

	GP-GS	REC	Yds	TD	Long	Rec/G	YPC	Yds/G
2025								
CAREER	12-0	0	0	0	0	--	--	--

- Rated a three-star transfer prospect by 247Sports
- Spent first two seasons at Virginia Tech
- Played in 11 games in 2024, primarily on special teams

TOP GAMES

Receptions
Receiving Yards
Receiving TDs
All-Purpose Yards

2025

Career



18 BOSKI BARRETT

WR • 5-11 • 182 • So. • Bo-ski

	GP-GS	REC	Yds	TD	Long	Rec/G	YPC	Yds/G
2025	4-0	0	0	0	0	--	--	--
CAREER	5-0	0	0	0	0	--	--	--

- Made collegiate debut in Birmingham Bowl win
- Unanimous three-star prospect
- Rated among the top-100 receivers in the class by ESPN, 247 and On3
- Finalist for Tennessee Mr. Football (Division II, Class AA)

TOP GAMES

Receptions
Receiving Yards
Receiving TDs
All-Purpose Yards

2025

Career



18 JALEN GILBERT

S • 6-0 • 208 • Jr.

	GP-GS	Tackles	TFL	Sack	FF	PD	INT	TD
2025	7-0	3	0	0	0	0	0	0
CAREER	22-0	4	0	0	0	0	0	0

- Played in all 13 games as a sophomore
- Made first-career tackle in win over Alcorn State
- Saw the field in just two games as a true freshman in 2023
- SEC First-Year Academic Honor Roll
- Was one of the top 100 players in Texas per On3

TOP GAMES

Tackles
Tackles for Loss
Interceptions
Passes Defended
Forced Fumbles
Fumbles Rec.

2025

2 vs. Georgia State

Career

2 vs. Georgia State 2025



19 BLAZE BERLOWITZ

QB • 6-3 • 200 • Jr. • BER-low-it-z

	GP-GS	C-A-I	YDS	TD	Rush	Yds	TD
2025	5-0	5-12-0	76	1	9	73	1
CAREER	6-0	15-30-1	210	2	13	109	1

- Enrolled at Vandy in January 2024 after spending freshman year at New Mexico State
- Played in one game for the Aggies, coming in relief during the 2023 CUSA Championship game against Liberty
- Went 10-for-19 for 134 yards and a touchdown

TOP GAMES

Completions
Attempts
Passing Yards
Passing TDs
Rushing Yards
Rushing TDs

2025

2 twice
5 vs. Georgia State
36 vs. Georgia State
1 at Virginia Tech
63 vs. Georgia State
1 vs. Georgia State

Career

10 at Liberty 2023
19 at Liberty 2023
134 at Liberty 2023
1 twice
63 vs. Georgia St. 2025
1 vs. Georgia St. 2025



20 PRINCE KOLLIE

LB • 6-1 • 240 • Gr.

	GP-GS	Tackles	TFL	Sack	FF	PD	INT	TD
2024	7-0	11	0	0	0	0	0	0
CAREER	42-0	61	3.5	2.5	0	1	0	0

- Played in all 13 games in 2024, making 19 tackles with a sack
- Made a Vanderbilt-high five tackles against Alcorn State
- Had at least one tackle in four of the last five games of the season

TOP GAMES

Tackles
Tackles for Loss
Sacks
Forced Fumbles
Fumbles Rec.
Passes Defended

2025

3 vs. Georgia State

Career

7 vs. Navy 2022
1 three times
1 twice
1 vs. Tennessee 2024



21 DAVIN CHANDLER

S • 6-0 • 185 • Fr. • DAY-vin

	GP-GS	Tackles	TFL	Sack	FF	PD	INT	TD
2025	1-0	0	0	0	0	0	0	0
CAREER	1-0	0	0	0	0	0	0	0

- Consensus three-star prospect by 247Sports, On3, Rivals and ESPN
- Rated among the top-20 players in Maryland by On3 and 247Sports
- Ranked a top-50 safety in the signing class by 247Sports and On3

TOP GAMES

Tackles
Tackles for Loss
Interceptions
Passes Defended
Forced Fumbles
Fumbles Rec.

2025

Career



22 BRYCE COWAN

LB • 6-4 • 242 • Sr.

	GP-GS	Tackles	TFL	Sack	FF	PD	INT	TD
2025	7-0	16	1	1	1	0	0	0
CAREER	32-1	47	4	1	1	3	1	1

- Played in all 25 games over the last two seasons
- Made first career start against Ball State, making four tackles
- Had a career-best four tackles while adding a break-up at LSU

TOP GAMES

Tackles
Tackles for Loss
Sacks
Forced Fumbles
Fumbles Rec.
Interceptions

2025

5 vs. Charleston So.
1 at South Carolina
1 at South Carolina
1 at South Carolina

Career

6 at Tennessee 2023
1 twice
1 at S. Carolina 2025
1 at S. Carolina 2025
1 vs. Auburn 2023





22 MAKHILYN YOUNG

RB • 5-10 • 210 • Jr. • mah-KY-lin or M.K.

	GP-GS	Rush	Yds	TD	Long	Att/G	Yds/G
2025	7-0	27	296	4	62	3.8	42.2
CAREER	21-0	59	497	7	62	2.8	23.6

- Spent two seasons at New Mexico State (2022-23)
- Played in 11 games for the Aggies his last season
- Ran 28 times for 191 yards and two touchdowns

TOP GAMES

Rush Attempts
 Rushing Yards
 Rushing TDs
 Receiving Yards
 All-Purpose Yards
 Total TD

2025
 8 at Virginia Tech
 95 at Virginia Tech
 1 four times
 19 vs. Georgia State
 107 at Virginia Tech
 1 four times

Career
 8 at VT 2025
 95 at VT 2025
 1 seven times
 19 vs. Georgia St. 2025
 107 at VT 2025
 1 seven times



23 CARSON LAWRENCE

S • 6-2 • 204 • Fr.

	GP-GS	Tackles	TFL	Sack	FF	PD	INT	TD
2025	7-0	6	0	0	0	1	0	0
CAREER	7-0	6	0	0	0	1	0	0

- Rated a four-star prospect by 247Sports, On3 and Rivals
- Invited to the U.S. Army Bowl
- Rated as a four-star recruit in the 247Sports Composite and On3 Industry Ranking
- Top-20 safety in class by 247Sports & Rivals

TOP GAMES

Tackles
 Tackles for Loss
 Interceptions
 Passes Defended
 Forced Fumbles
 Fumbles Rec.

2025
 3 vs. Charleston So.
 1 at South Carolina

Career
 3 vs. Char. So. 2025
 1 at S. Carolina 2025



23 AJ NEWBERRY

RB • 6-1 • 200 • Jr.

	GP-GS	Rush	Yds	TD	Long	Att/G	Yds/G
2025	6-0	14	48	3	16	2.3	8.0
CAREER	21-1	75	329	6	29	3.5	15.6

- Had at least one carry in all 11 games played in 2024, making first career start at Missouri
- Ran for a touchdown in three-straight games against Alcorn State, Georgia State and Missouri

TOP GAMES

Rush Attempts
 Rushing Yards
 Rushing TDs
 Receiving Yards
 All-Purpose Yards
 Total TDs

2025
 4 vs. Georgia State
 26 vs. Utah State
 2 vs. Georgia State
 26 vs. Utah State
 2 vs. Georgia State

Career
 12 at S. Carolina 2023
 54 vs. Alcorn St. 2024
 2 vs. Georgia St. 2025
 53 at Georgia St. 2024
 67 at Georgia St. 2024
 2 vs. Georgia St. 2025



24 NICK RINALDI

LB • 6-3 • 240 • Sr. • ruh-NAL-dee

	GP-GS	Tackles	TFL	Sack	FF	PD	INT	TD
2025	7-0	20	5	2	0	1	0	0
CAREER	36-2	96	12	8	0	2	1	0

- Played in 26-straight games and made first career start in win at Kentucky during 2024 season
- Made a pair of sacks with career-best 10 tackles in Birmingham Bowl
- Four-straight games with a sack in the middle of 2024 (Alabama, Kentucky, Ball State and Texas)

TOP GAMES

Tackles
 Tackles for Loss
 Sacks
 Forced Fumbles
 Fumbles Rec.
 Interceptions

2025
 7 at South Carolina
 2.5 twice
 1 twice

Career
 10 vs. GT 2024
 2.5 twice
 2 vs. GT 2024
 1 twice
 1 vs. UNLV 2023



26 CAYDEN DANIELS

CB • 6-1 • 189 • Fr.

	GP-GS	Tackles	TFL	Sack	FF	PD	INT	TD
2025	3-0	4	0	0	0	0	0	0
CAREER	3-0	4	0	0	0	0	0	0

- Unanimous three-star prospect by 247Sports, On3, Rivals and ESPN
- Rated the No. 46 cornerback in the signing class and No. 59 player in Georgia by Rivals
- Recorded 40 tackles and two interceptions for Crisp County as a senior

TOP GAMES

Tackles
 Tackles for Loss
 Interceptions
 Passes Defended
 Forced Fumbles
 Fumbles Rec.

2025
 3 vs. Georgia State

Career
 3 vs. Georgia St. 2025



27 JAYLIN LACKEY

CB • 6-0 • 200 • So.

	GP-GS	Tackles	TFL	Sack	FF	PD	INT	TD
2025	7-0	4	0	0	0	0	0	0
CAREER	20-5	18	0	0	0	2	0	0

- Played in all 13 games with five starts as a true freshman
- Made three tackles each in consecutive games against Texas and Auburn
- Made first collegiate start against Texas and started the final five games of the regular season

TOP GAMES

Tackles
 Tackles for Loss
 Interceptions
 Pass Defended
 Forced Fumbles
 Fumbles Rec.

2025
 1 four times

Career
 3 twice
 1 twice



28 SEDRICK ALEXANDER

RB • 5-9 • 207 • Jr.

	GP-GS	Rush	Yds	TD	Long	Att/G	Yds/G
2025	7-7	63	361	6	65	9.0	51.5
CAREER	32-26	323	1318	16	65	10.0	41.1

- Started all 13 games in 2024 and was second on the team to Diego Pavia in both rushing yards and rushing touchdowns
- Ran for a pair of scores in win over No. 1 Alabama, earning honorable mention accolades from Earl Campbell Tyler Rose Award

TOP GAMES

Rush Attempts
 Rushing Yards
 Rushing TDs
 Receiving Yards
 All-Purpose Yards
 Total TDs

2025
 13 twice
 83 vs. Charleston So.
 2 at Virginia Tech
 26 twice
 109 vs. Charleston So.
 2 four times

Career
 21 vs. Alabama 2024
 87 vs. Ala. A&M 2023
 2 three times
 65 at Mizzou 2023
 109 vs. Char. So. 2025
 2 seven times



28 THOMAS JONES

S • 5-11 • 190 • So.

	GP-GS	Tackles	TFL	Sack	FF	PD	INT	TD
2025								
CAREER								

- Chosen to 2023 TACA Tennessee East vs. West All-Star Classic
- Named Region 5-6A Co-MVP as a senior
- Led high school team in touchdowns as a senior, interceptions as a junior and solo tackles as a sophomore

TOP GAMES

Tackles
 Tackles for Loss
 Interceptions
 Passes Defended
 Forced Fumbles
 Fumbles Rec.

2025

Career



29 MILES CAPERS

EDGE • 6-4 • 249 • Gr.

	GP-GS	Tackles	TFL	Sack	FF	PD	INT	TD
2025	7-7	19	8.5	4.5	1	2	0	0
CAREER	35-21	97	20	8.5	4	6	1	0

- Started all but one game in 2024 with 46 tackles, eight TFLs and three sacks
- Tied for the team lead in tackles for loss
- SEC Defensive Lineman of the Week on Oct. 7 after recording a sack and forced fumble in win over No. 1 Alabama

TOP GAMES

Tackles
 Tackles for Loss
 Sacks
 Forced Fumble
 Fumble Rec.
 Passes Defended

2025
 5 vs. Utah State
 2.5 three times
 1.5 vs. Georgia State
 1 vs. Charleston So.
 1 at South Carolina
 1 at Virginia Tech

Career
 7 three times
 2.5 twice
 1.5 vs. Georgia St. 2025
 1 four times
 1 at S. Carolina 2025
 1 five times



30 TRUETT BERRY

CB • 6-1 • 196 • Sr.

	GP-GS	Tackles	TFL	Sack	FF	PD	INT	TD
2025								
CAREER	24-7	29	2	0	1	6	0	0

- Played in 11 games in 2024
- Had a tackle for loss and forced fumble in win at Kentucky
- Made a pair of tackles in Birmingham Bowl win
- Made a career-best nine tackles at UNLV in 2023

TOP GAMES

Tackles
 Tackles for Loss
 Interceptions
 Passes Defended
 Forced Fumble
 Fumbles Rec.

2025

Career
 9 vs. UNLV 2023



31 TATE HAMBY

STAR • 6-2 • 208 • So.

	GP-GS	Tackles	TFL	Sack	FF	PD	INT	TD
2025	7-0	0	0	0	0	0	0	0
CAREER	7-0	0	0	0	0	0	0	0

- Top-25 recruit out of Louisiana by On3, 247 and ESPN
- Played safety and wide receiver in high school
- Earned MaxPreps Player of the Game 12 times during prep career
- Won state championships in football, basketball and track (long jump)

TOP GAMES

Tackles
 Tackles for Loss
 Interceptions
 Passes Defended
 Forced Fumbles
 Fumbles Rec.

2025

Career



32 MASON CARTER

EDGE • 6-5 • 243 • So.

	GP-GS	Tackles	TFL	Sack	FF	PD	INT	TD
2025	7-0	3	0	0	0	0	0	0
CAREER	8-0	4	0	0	0	0	0	0

- Enrolled at Vandy in January 2024
- Three-star recruit made 123 tackles and 10 sacks during prep career
- Helped high school to regional semifinals as a junior
- Also played basketball and ran track

TOP GAMES

Tackles
 Tackles for Loss
 Sacks
 Forced Fumbles
 Fumbles Rec.
 Passes Defended

2025
 2 vs. Utah State

Career
 2 vs. Utah State 2025





33 GABE FIELDS

RB • 6-0 • 217 • Fr.

	GP-GS	Rush	Yds	TD	Long	Att/G	Yds/G
2025	2-0	5	8	0	3	2.5	4.0
CAREER	2-0	5	8	0	3	2.5	4.0

- Unanimous three-star prospect
- Rated a top-25 prospect in Missouri
- Ranked as the No. 88 running back in the class by ESPN
- Recorded 1,295 yards on 171 carries with 16 touchdowns during senior season

TOP GAMES

Rush Attempts
 Rushing Yards
 Rushing TDs
 Receiving Yards
 All-Purpose Yards
 Total TDs

2025

4 vs. Georgia State
 6 vs. Georgia State

Career

4 vs. Georgia St. 2025
 6 vs. Georgia St. 2025



33 VANZALE HINTON

STAR • 6-0 • 196 • Fr. • VAN-zell or Van

	GP-GS	Tackles	TFL	Sack	FF	PD	INT	TD
2025	6-0	3	0	0	0	1	0	0
CAREER	6-0	3	0	0	0	1	0	0

- Consensus three-star prospect by 247Sports, On3, Rivals and ESPN
- Rated a top-10 player in Kentucky by 247Sports, On3 and ESPN
- Slotted a top-60 cornerback nationally by On3 and 247Sports

TOP GAMES

Tackles
 Tackles for Loss
 Interceptions
 Passes Defended
 Forced Fumbles
 Fumbles Rec.

2025

2 vs. Utah State

Career

2 vs. Utah State 2025



34 AUSTIN HOWARD

LB • 6-2 • 245 • Fr.

	GP-GS	Tackles	TFL	Sack	FF	PD	INT	TD
2025	7-0	5	1	0	0	0	0	0
CAREER	7-0	5	1	0	0	0	0	0

- Rated a four-star prospect by On3
- Ranked the No. 9 player in Tennessee by On3 and among the top 25 signees in the state by the remaining three services
- Rated the No. 264 player nationally On3, as well as the No. 28 linebacker in the class

TOP GAMES

Tackles
 Tackles for Loss
 Sacks
 Forced Fumbles
 Fumbles Rec.
 Passes Defended

2025

2 vs. Charleston So.
 1 vs. Georgia State

Career

2 vs. Char. So. 2025
 1 vs. Georgia St. 2025



35 RYDER BROWNSTEIN

WR • 6-2 • 183 • Fr.

	GP-GS	REC	Yds	TD	Long	Rec/G	YPC	Yds/G
2025								
CAREER								

- A three-year letter winner at Brentwood School
- Caught 53 passes for 1,129 yards and 10 touchdowns as a senior
- Recorded six games with 100-plus receiving yards, including two with more than 200 yards

TOP GAMES

Receptions
 Receiving Yards
 Receiving TDs
 All-Purpose Yards

2025

Career



35 PAYNE DANIEL

S • 5-11 • 185 • Jr.

	GP-GS	Tackles	TFL	Sack	FF	PD	INT	TD
2025	2-0	1	0	0	0	0	0	0
CAREER	3-0	1	0	0	0	0	0	0

- Made collegiate debut at Tennessee in 2023
- Played football and lacrosse at Montgomery Bell Academy, same high school which produced head coach Clark Lea
- Two-time state runner-up in football
- Two-time state champion in lacrosse

TOP GAMES

Tackles
 Tackles for Loss
 Interceptions
 Passes Defended
 Forced Fumbles
 Fumbles Rec.

2025

1 vs. Georgia State

Career

1 vs. Georgia St. 2025



36 JOSIAH BROXTON

LB • 5-10 • 225 • Fr.

	GP-GS	Tackles	TFL	Sack	FF	PD	INT	TD
2025	3-0	0	0	0	0	0	0	0
CAREER	3-0	0	0	0	0	0	0	0

- Unanimous three-star prospect by 247Sports, On3, Rivals and ESPN
- Rated the No. 76 player in Florida by 247Sports
- Ranked the No. 34 linebacker in the class per ESPN

TOP GAMES

Tackles
 Tackles for Loss
 Sacks
 Forced Fumbles
 Fumbles Rec.
 Passes Defended

2025

Career



37 JACK WANZUNG

CB • 6-0 • 184 • Fr. • WAHN-zung

	GP-GS	Tackles	TFL	Sack	FF	PD	INT	TD
2025								
CAREER								

- Attended St. Ignatius College Prep
- Ran for 628 yards and nine touchdowns, and also threw for 548 yards and three scores his senior season
- Also had a scholarship offer from Air Force

TOP GAMES

Tackles
 Tackles for Loss
 Interceptions
 Passes Defended
 Forced Fumbles
 Fumbles Rec.

2025

Career



38 NICK HABERER

P • 6-5 • 227 • Gr. • HAHB-er-er

	GP	ATT	Yds	Long	Avg	TB	FC	I20	50+
2025	7	12	575	56	47.9	2	5	4	5
CAREER	47	183	7904	62	43.1	9	99	60	22

- FWAA Freshman All-American (2021)
- Competed at Washington State from 2001-24
- Two-time Ray Guy Watch List selection (2023-24)
- Appeared in only four games in 2024 due to injury

TOP GAMES

Punts
 Average
 Average (min. 4)
 Long Punt
 Inside 20

2025

3 twice
 55.5 vs. Utah State
 56 twice
 2 at Alabama

Career

8 at UCLA 2023
 55.5 vs. Utah State 2025
 50.0 at Utah 2021
 62 twice
 4 vs. UCLA 2023



38 WILS JACKSON

WR • 6-5 • 205 • Fr.

	GP-GS	Tackles	TFL	Sack	FF	PD	INT	TD
2025								
CAREER								

- Earned two letters at Franklin HS
- As a senior, finished with 18 catches for 311 yards and two scores
- Recorded 22 receptions for 200 yards and a score the previous season

TOP GAMES

Receptions
 Receiving Yards
 Receiving TDs
 All-Purpose Yards

2025

Career



39 BRAIL LIPFORD

S • 5-9 • 180 • Gr.

	GP-GS	Tackles	TFL	Sack	FF	PD	INT	TD
2025	1-0	0	0	0	0	0	0	0
CAREER	24-0	51	2.5	0	2	15	2	0

- Played four seasons at Rocky Mountain College, an NAIA school in Billings, Montana
- Second-team all-conference selection and two-time academic all-conference
- Played in 10 games as a senior, making 31 tackles

TOP GAMES

Tackles
 Tackles for Loss
 Interceptions
 Passes Defended
 Forced Fumbles
 Fumbles Rec.

2025

Career



40 JAMISON CURTIS

LB • 6-1 • 229 • So.

	GP-GS	Tackles	TFL	Sack	FF	PD	INT	TD
2025	4-0	5	0	0	0	0	0	0
CAREER	4-0	5	0	0	0	0	0	0

- Unanimous three-star prospect
- Made 71 tackles, 17 for loss, as a senior
- Made 107 tackles as a junior, helping Saraland to Class 6A state title
- Also played baseball in high school

TOP GAMES

Tackles
 Tackles for Loss
 Sacks
 Forced Fumbles
 Fumbles Rec.
 Passes Defended

2025

4 vs. Charleston So.

Career

4 vs. Char. So. 2025



40 MASON ROHMILLER

K • 6-1 • 175 • Sr. • ROW-mill-er

	GP	KO	Yds	TB	PAT	FG	Long
2025	2-0	0	0	0	2-2	0	0
CAREER	2-0	0	0	0	2-2	0	0

- Joined Vanderbilt in 2023 after spending freshman year at San Diego
- Was born at the Vanderbilt University Medical Center
- Parents, Kimberly and Michael, completed residencies at VUMC in radiology and orthopedic surgery, respectively

TOP GAMES

Field Goals
 Long FG
 PATs
 Total Points

2025

1 twice

Career

1 twice





41 JAMEZELL LASSITER

RB • 5-8 • 192 • So. • JAMES-el

	GP-GS	Rush	Yds	TD	Long	Att/G	Yds/G
2025	7-0	8	146	2	48	1.2	20.6
CAREER	7-0	8	146	2	48	1.2	20.6

- Scored TDs on each of his first two collegiate carries
- Spent final high school season at Deerfield Academy in Massachusetts
- First-team All-Rhode Island in 2021 and 2022, eclipsing 2,000 rushing yards and 25 touchdowns over two seasons

TOP GAMES

Rush Attempts
 Rushing Yards
 Rushing TDs
 Receiving Yards
 All-Purpose Yards
 Total TDs

2025
 4 vs. Georgia State
 52 vs. Utah State
 1 twice
 26 at Virginia Tech
 55 at South Carolina
 1 twice

Career
 4 vs. Georgia State 2025
 52 vs. Utah State 2025
 1 twice
 26 at VT 2025
 55 at S. Carolina 2025
 1 twice



41 STONE OWENS

LS • 6-0 • 210 • Fr.

	GP	Snap	Tackles
2025			
CAREER			

- Prepped at Plant High
- Was a two-time all-district selection
- Credited with eight tackles, including three for loss, his junior season

TOP GAMES

2025
Career



42 JAKE BALIS

RB • 5-9 • 200 • So. • BAY-liss

	GP-GS	Rush	Yds	TD	Long	Att/G	Yds/G
2025							
CAREER							

- Two-time first-team all-conference at Penn High
- Named a National High School Strength Coaches Association National Athlete of the Year
- Father, Matt Balis, was the head football strength coach at Notre Dame while Clark Lea was defensive coordinator

TOP GAMES

Rush Attempts
 Rushing Yards
 Rushing TDs
 Receiving Yards
 All-Purpose Yards
 Total TDs

2025
Career



43 DOMINIC REZAC

RB • 6-1 • 190 • Sr. • REE-zack

	GP-GS	Rush	Yds	TD	Long	Att/G	Yds/G
2025	2-0	0	0	0	0	0	0
CAREER	3-0	0	0	0	0	0	0

- Made first collegiate catch against Georgia State
- Returned to RB after spending 2023 as a DB
- SEC Academic Honor Roll in 2023
- Led high school in rushing as a senior with 1,411 yards and 17 touchdowns
- Brothers, Teddy and Anthony, play football at ND

TOP GAMES

Rush Attempts
 Rushing Yards
 Rushing TDs
 Receiving Yards
 All-Purpose Yards
 Total TDs

2025
 35 vs. Georgia State
 35 vs. Georgia State

Career
 35 vs. Georgia St. 2025
 35 vs. Georgia St. 2025



44 GABE FISHER

FB/TE • 6-1 • 250 • Jr.

	GP-GS	REC	Yds	TD	Long	Rec/G	YPC	Yds/G
2025	7-2	0	0	0	0	0	0	0
CAREER	19-5	1	2	1	2	0.1	2.0	0.2

- Played in all 13 games with three starts
- Scored first receiving TD in overtime at Missouri
- Enrolled at Vanderbilt on an ROTC scholarship with the Tennessee National Guard
- Brother, Max, joined team in 2024
- Three-time state champion in wrestling

TOP GAMES

Receptions
 Receiving Yards
 Receiving TDs

2025
 1 at Mizzou 2024
 2 at Mizzou 2024
 1 at Mizzou 2024



45 EMMANUEL ADEBIDI

TE • 6-5 • 270 • Gr. • ah-DAY-bee

	GP-GS	REC	Yds	TD	Long	Rec/G	YPC	Yds/G
2025	7-2	0	0	0	0	0	0	0
CAREER	34-5	7	76	0	22	0.2	10.9	2.6

- Blocked his first FG as a Commodore against Georgia State, his eighth blocked kick in his career
- Competed at Cornell (ever heard of it?) from 2020-23
- Blocked a school-record seven kicks for the Big Red
- Blocks include three extra points, two against Harvard

TOP GAMES

Receptions
 Receiving Yards
 Receiving TDs

2025
 36 vs. Princeton 2023

Career



45 TY BARTHOLOMEW

LB • 6-1 • 228 • Jr.

	GP-GS	Tackles	TFL	Sack	FF	PD	INT	TD
2025								
CAREER	1-0	0	0	0	0	0	0	0

- Made collegiate debut against Alcorn State
- Walk-on did not play as a freshman in 2023
- Attended Montgomery Bell Academy, same high school as head coach Clark Lea (along with teammates Payne Daniel, Max Fisher and Gabe Fisher)

TOP GAMES

Tackles
 Tackles for Loss
 Sacks
 Forced Fumbles
 Fumbles Rec.
 Passes Defended

2025
Career



46 MUSTAFA DANNETT

CB • 6-0 • 175 • Sr. • dah-NET

	GP-GS	Tackles	TFL	Sack	FF	PD	INT	TD
2025								
CAREER								

- SEC Academic Honor Roll in 2023
- Played football and wrestled at New London High School
- Earned a full academic scholarship to Vanderbilt

TOP GAMES

Tackles
 Tackles for Loss
 Interceptions
 Passes Defended
 Forced Fumbles
 Fumbles Rec.

2025
Career



46 DURHAM HARRIS

LS • 5-9 • 193 • Gr.

	GP	Snap	Tackles
2025	7	55	0
CAREER	46	396	2

- Spent three seasons at Texas State (2020-22) and one year at Washington State (2024)
- Was the Cougars' lone long snapper in 2024, executing 113 snaps
- Made 212 snaps for Texas State over three seasons

TOP GAMES

Tackles

2025
Career
 1 twice



47 JUSTIN DEWERS

K • 6-2 • 190 • Fr.

	GP	KO	Yds	TB	PAT	FG	Long
2025	4	17	1095	12	1-1	0	0
CAREER	4	17	1095	12	1-1	0	0

- Came to Vanderbilt from Prestonwood Christian Academy
- As a senior, made 8-of-10 field-goal attempts and was 70-of-71 on extra-point tries
- Averaged 56.1 yards on 92 kickoffs with 55 touchbacks

TOP GAMES

Field Goals
 Long FG
 PATs
 Total Points

2025
 1 vs. Utah State

Career
 1 vs. Utah State



49 SIMEON BOULWARE

EDGE • 6-5 • 358 • So. • BOWL-ware

	GP-GS	Tackles	TFL	Sack	FF	PD	INT	TD
2025								
CAREER								

- Enrolled at Vandy in January 2024
- Three-star prospect was a top-50 edge per 247Sports
- First-team all-region as a senior with 61 tackles, 10 for loss and eight sacks
- Named defensive player of the month for October 2023 by the Touchdown Club of Gwinnett

TOP GAMES

Tackles
 Tackles for Loss
 Sacks
 Forced Fumbles
 Fumbles Rec.
 Passes Defended

2025
Career





49 ELIJAH ROONEY

TE • 6-5 • 230 • So.

	GP-GS	REC	Yds	TD	Long	Rec/G	YPC	Yds/G
2025	1-0	0	0	0	0	0	0	0
CAREER	1-0	0	0	0	0	0	0	0

- Made collegiate debut against Georgia State
- Played his senior year at the prep level at New Smyrna Beach High
- Recorded 1,019 yards and eight touchdowns passing, rushing for 752 yards and nine scores as well

TOP GAMES

Receptions
 Receiving Yards
 Receiving TDs

2025

Career



50 CHASE MITCHELL

OL • 6-4 • 340 • Gr.

	GP-GS	Snaps	PFF>PBLK	RBLK	Pen (Dec/Off)
2025	7-7	404	58.2	55.8	1 (0)
CAREER	42-34	2,057			13 (2)

- Started all 13 games at strong tackle in 2024
- Did not concede a sack on 797 snaps (PFF)
- Named to PFF SEC Team of the Week for performance against Ball State
- Competed first four seasons at Liberty (2020-23)

TOP GAMES

PFF Pass Block
 PFF Run Block

2025

Career



51 CLINTON AZUBUIKE

OL • 6-8 • 305 • So. • az-UH-boo-kay

	GP-GS	Snaps	PFF>PBLK	RBLK	Pen (Dec/Off)
2025	1-0	27	80.9	74.6	1 (0)
CAREER	7-0	195			2 (0)

- Played in six games at Northern Arizona in 2024, helping the program finish 8-5 after earning a bid to the FCS playoffs
- Helped the Lumberjacks rush for more than 200 yards in four contests

TOP GAMES

PFF Pass Block
 PFF Run Block

2025

Career



52 KEVO WESLEY

OL • 6-4 • 317 • Gr. • KEY-vo

	GP-GS	Snaps	PFF>PBLK	RBLK	Pen (Dec/Off)
2025					
CAREER	28-6	550			0 (0)

- Played in 12 games with five starts at QG in 2024
- Allowed one sack in 371 snaps (PFF)
- No penalties in 550 career snaps (PFF)
- Career-best PFF run block grade in win over VT
- Had a career-best PFF pass block grade in Birmingham Bowl win

TOP GAMES

PFF Pass Block
 PFF Run Block

2025

Career



53 GLENN SEABROOKS III

DL • 6-3 • 349 • So.

	GP-GS	Tackles	TFL	Sack	FF	PD	INT	TD
2025	7-6	11	0.5	0	0	0	0	0
CAREER	20-6	39	1.5	0	1	1	1	0

- Played in all 13 games as a true freshman
- Grabbed an interception in his first collegiate game, collecting a tipped pass and returning it 15 yards to set up first touchdown drive in win over Virginia Tech
- Named to PFF SEC Team of the Week for six-tackle game at Georgia State

TOP GAMES

Tackles
 Tackles for Loss
 Sacks
 Forced Fumbles
 Fumbles Rec.
 Passes Defended

2025

Career



53 JORDAN WHITE

OL • 6-2 • 309 • Gr.

	GP-GS	Snaps	PFF>PBLK	RBLK	Pen (Dec/Off)
2025	7-7	416	76.1	79.0	3 (0)
CAREER	40-33	2,470			21 (2)

- Two-time SEC Offensive Lineman of the Week
- Previously played at Liberty (2023-24) and West Virginia (2020-22)
- Selected to Outland and Rimington Trophy Watch Lists in 2024

TOP GAMES

PFF Pass Block
 PFF Run Block

2025

Career



54 MASON NELSON

DL • 6-1 • 330 • Gr.

	GP-GS	Tackles	TFL	Sack	FF	PD	INT	TD
2025	6-0	3	1	1	0	0	0	0
CAREER	43-23	74	14.5	6	1	1	0	0

- Was at Western Michigan from 2020-24
- Credited with 30 tackles, a forced fumble and a pass defended in helping the Broncos to the IS4S Salute to Veterans Bowl as a redshirt junior
- 7.5 stops for loss with a pair of sacks

TOP GAMES

Tackles
 Tackle for Loss
 Sacks
 Forced Fumbles
 Fumbles Rec.
 Passes Defended

2025

Career



55 AARON BRYANT

DL • 6-2 • 320 • Sr.

	GP-GS	Tackles	TFL	Sack	FF	PD	INT	TD
2025	7-1	3	1	0	0	0	0	0
CAREER	18-1	5	1	0	0	0	0	0

- Recorded first career TFL against Charleston Southern in season opener
- Spent first three years of collegiate career at Texas
- Saw the field in four games in 2024
- Appeared in seven games in 2023

TOP GAMES

Tackles
 Tackles for Loss
 Sacks
 Forced Fumbles
 Fumbles Rec.
 Passes Defended

2025

Career



55 BRYCE HENDERSON

OL • 6-8 • 325 • Gr.

	GP-GS	Snaps	PFF>PBLK	RBLK	Pen (Dec/Off)
2025	7-7	388	39.5	64.5	6 (2)
CAREER	40-40	2,275			19 (4)

- Played in 33 games at South Dakota
- Named second-team All-Missouri Valley Football Conference in 2024
- Helped 2024 Coyote offense rank second in FCS in TFL allowed, sixth in rushing, ninth in total offense and ninth in sacks allowed

TOP GAMES

PFF Pass Block
 PFF Run Block

2025

Career



56 GUNNER GIVENS

OL • 6-5 • 332 • Jr.

	GP-GS	Snaps	PFF>PBLK	RBLK	Pen (Dec/Off)
2025	7-0	74	84.9	56.0	1 (1)
CAREER	12-0	77			1 (1)

- Played in five games over three years at Virginia Tech (2022-24)

TOP GAMES

PFF Pass Block
 PFF Run Block

2025

Career



57 MAX FISHER

OL • 6-2 • 270 • Jr.

	GP-GS	Snaps	PFF>PBLK	RBLK	Pen (Dec/Off)
2025					
CAREER					

- Played in three games as a freshman at Trinity University, D-III program in San Antonio, Texas
- Two-time all-region selection at Montgomery Bell Academy
- Two-time all-state honoree in wrestling during high school

TOP GAMES

PFF Pass Block
 PFF Run Block

2025

Career



58 ORION IRVING

OL • 6-6 • 320 • Jr. • or-EYE-on

	GP-GS	Snaps	PFF>PBLK	RBLK	Pen (Dec/Off)
2025	6-0	69	38.1	51.4	0 (0)
CAREER	26-10	1,071			3 (1)

- Was at Sam Houston State for three years
- Played in final 10 contests, starting the final four, in 2024 to help the Bearkats to 10-3 finish and win in the R&L Carriers New Orleans Bowl
- Started the final five games in 2023 on the way to Conference USA All-Freshman Team

TOP GAMES

PFF Pass Block
 PFF Run Block

2025

Career





62 CJ WILLIAMS

OL • 6-6 • 331 • So.

	GP-GS	Snaps	PFF>PBLK	RBLK	Pen (Dec/Off)
2025					
CAREER					

- Unanimous three-star prospect
- Rated among the top-150 offensive tackles in the class by all four services
- No. 3 player in Massachusetts per On3
- Also played basketball in high school

TOP GAMES

PFF Pass Block
PFF Run Block

2025

Career



69 COOPER STARKS

OL • 6-5 • 329 • Jr.

	GP-GS	Snaps	PFF>PBLK	RBLK	Pen (Dec/Off)
2025	5-0	-			-
CAREER	7-0	-			-

- Made collegiate debut in Birmingham Bowl win, playing on five extra-point attempts
- Unanimous three-star prospect
- Named Class 2A All-State as a senior
- Also played basketball and competed in shot put
- Owns a shot put career-best of 56'8.75"

TOP GAMES

PFF Pass Block
PFF Run Block

2024

Career



70 CADE MCCONNELL

OL • 6-5 • 323 • Sr.

	GP-GS	Snaps	PFF>PBLK	RBLK	Pen (Dec/Off)
2025	7-7	390	45.5	63.5	2 (0)
CAREER	19-7	451			3 (0)

- Played in 12 games with 61 snaps as a reserve center and tackle, while seeing the field on 28 special teams plays in 2024
- Made collegiate debut with eight snaps at center in season-opening win at Virginia Tech
- Did not allow a sack

TOP GAMES

PFF Pass Block
PFF Run Block

2025

Career

80.5 vs. Utah State
69.9 at Alabama

80.5 vs. Utah State 2025
69.9 at Alabama 2025



71 TED GREGOIRE

OL • 6-3 • 335 • Jr. • gre-GORE

	GP-GS	Snaps	PFF>PBLK	RBLK	Pen (Dec/Off)
2025					
CAREER		1-0			

- Transitioned to OL over 2024 offseason
- Made collegiate debut against Alcorn State
- Did not play as a true freshman in 2023
- Unanimous three-star prospect out of high school
- Unanimous top-30 prospect from New Jersey

TOP GAMES

PFF Pass Block
PFF Run Block

2025

Career



72 ISAIA GLASS

OL • 6-4 • 311 • Gr. • E-sigh-uh

	GP-GS	Snaps	PFF>PBLK	RBLK	Pen (Dec/Off)
2025	7-7	416	61.2	47.6	9 (2)
CAREER	40-28	2020			21 (2)

- Played in all 12 games with eight starts in lone season at Oklahoma State in 2024
- Saw 347 snaps at left tackle and 309 snaps at right tackle for the Cowboys
- Conceded just two sacks in 656 snaps
- Spent 2021-23 at Arizona State

TOP GAMES

PFF Pass Block
PFF Run Block

2025

Career

85.5 vs. LSU
62.0 vs. Charleston So.

87.1 vs. WVU 2024
74.5 vs. Wazzu 2023



73 CHARLIE CLARK

OL • 6-7 • 316 • Gr.

	GP-GS	Snaps	PFF>PBLK	RBLK	Pen (Dec/Off)
2024	7-0	24	69.3	57.9	0 (0)
CAREER	31-0	41			0 (0)

- Played in all 13 games in 2024
- Played 13 snaps at tackle without a QB pressure
- Saw 347 snaps at left tackle and 309 snaps at right tackle for the Cowboys
- Conceded just two sacks in 656 snaps
- Spent 2021-23 at Arizona State

TOP GAMES

PFF Pass Block
PFF Run Block

2025

Career

69.3 vs. Georgia State
60.0 twice

74.1 vs. Ala. A&M 2023
60.2 at Hawai'i 2022



75 MISAEL SANDOVAL

OL • 6-6 • 325 • Jr. • mee-sigh-EL(mee-sah) san-dah-VAL

	GP-GS	Snaps	PFF>PBLK	RBLK	Pen (Dec/Off)
2025	3-0				
CAREER	16-0	57			0 (0)

- Played in all 13 games in 2024
- Made offensive line debut with four snaps at left tackle in win over Alcorn State
- Contributed to 62 special teams plays on the year, playing on the line on field goal and point-after attempts

TOP GAMES

PFF Pass Block
PFF Run Block

2025

Career

70.4 vs. Alcorn St. 2024
60.1 vs. Alcorn St. 2024



77 DAVID SIEGEL

OL • 6-6 • 308 • Gr. • SEE-gul

	GP-GS	Snaps	PFF>PBLK	RBLK	Pen (Dec/Off)
2025	1-0	7	71.3	59.6	0 (0)
CAREER	6-0	11			0 (0)

- Did not see the field in 2024
- Played in one game as a sophomore after appearing in four as a freshman
- Rated one of the top 100 offensive tackles in signing class by On3

TOP GAMES

PFF Pass Block
PFF Run Block

2025

Career

71.3 vs. Georgia State
59.6 vs. Georgia State

71.3 vs. Georgia St. 2025
59.6 vs. Georgia St. 2025



78 KEEGAN WECHSLER

OL • 6-2 • 295 • Jr. • WEX-ler

	GP-GS	Snaps	PFF>PBLK	RBLK	Pen (Dec/Off)
2025	3-0	19	74.2	61.7	0 (0)
CAREER	3-0	19			0 (0)

- Made his debut at South Carolina
- Earned all-district honors as both an offensive lineman and defensive lineman as a senior in high school
- Also played baseball and track
- Both parents played collegiate soccer

TOP GAMES

PFF Pass Block
PFF Run Block

2025

Career

74.2 vs. Georgia State
65.8 vs. Georgia State

74.2 vs. Georgia St. 2025
65.8 vs. Georgia St. 2025



79 STERLING PORCHER

OL • 6-4 • 315 • Gr. • pour-SHAY

	GP-GS	Snaps	PFF>PBLK	RBLK	Pen (Dec/Off)
2025	5-0	52	59.3	77.5	0 (0)
CAREER	42-35	2,169			19 (1)

- Played at Texas Tech in 2024, appearing in 12 games with 11 starts
- Received a 97.1 pressures efficiency rating from Pro Football Focus
- Part of an OL that helped TTU end season among top 10 nationally in scoring

TOP GAMES

PFF Pass Block
PFF Run Block

2025

Career

75.7 vs. Charleston So.
81.9 vs. Georgia State

86.9 vs. FIU 2023
81.9 vs. Georgia St. 2025



79 CONOR WEASLER

P • 6-0 • 270 • Jr. • WEEZ-ler

	GP	ATT	Yds	Long	Avg	TB	FC	I20	50+
2025									
CAREER									

- Has yet to see the field as a Commodore

TOP GAMES

Punts
Average
Average (min. 4)
Long Punt
Inside 20

2025

Career



80 CLAIBORNE RICHARDS

WR • 5-11 • 186 • Jr.

	GP-GS	REC	Yds	TD	Long	Rec/G	YPC	Yds/G
2025								
CAREER								

- On the roster for two seasons at Virginia
- Prepped at Montgomery Bell Academy
- Earned all-state honors in 2022
- Also played varsity basketball for MBA

TOP GAMES

Receptions
Receiving Yards
Receiving TDs

2025

Career





81 KAYLEB BARNETT

WR • 5-8 • 155 • Fr.

	GP-GS	REC	Yds	TD	Long	Rec/G	YPC	Yds/G
2025	7-0	5	47	1	13	0.8	9.4	7.8
CAREER	7-0	5	47	1	13	0.8	9.4	7.8

- Made a TD grab in first collegiate game vs. Charleston Southern.
- Rated a three-star prospect
- Made 30 receptions for 607 yards and eight touchdowns as a senior
- Led Jenks to the Oklahoma 6A-I semifinals

TOP GAMES

Receptions
Receiving Yards
Receiving TDs
Rushing Yards
All-Purpose Yards

2025

3 vs. Charleston So.
30 vs. Charleston So.
1 vs. Charleston So.
11 at South Carolina
30 vs. Charleston So.

Career

3 vs. Char. So. 2025
30 vs. Char. So. 2025
1 vs. Char. So. 2025
11 at S. Carolina 2025
30 vs. Char. So. 2025



82 BRYCEN COLEMAN

TE • 6-5 • 215 • So.

	GP-GS	REC	Yds	TD	Long	Rec/G	YPC	Yds/G
2025	7-0	3	67	1	54	0.5	22.3	9.6
CAREER	12-0	3	67	1	54	0.3	22.3	6.1

- Scored first career TD on a 54-yard catch and run in win at Virginia Tech
- Four-star prospect per 247Sports and top-65 player by 247 and ESPN
- Mother, Mel, played basketball at Oneonta State
- Father, Jake, played basketball and football at Salisbury

TOP GAMES

Receptions
Receiving Yards
Receiving TD

2025

1 twice
54 at Virginia Tech
1 at Virginia Tech

Career

1 twice
54 at VT 2025
1 at VT 2025



83 DEREK KEE

WR • 6-4 • 190 • Jr.

	GP-GS	REC	Yds	TD	Long	Rec/G	YPC	Yds/G
2025								
CAREER								

- Has yet to see the field in college
- Regional offensive player of the year as a senior
- Set the school record for receiving yards and receiving touchdowns in a season
- Recorded a 4.0 GPA in high school and was first in his class

TOP GAMES

Receptions
Receiving Yards
Receiving TDs

2025

Career



85 LEBRON HILL

WR • 6-5 • 190 • Fr.

	GP-GS	REC	Yds	TD	Long	Rec/G	YPC	Yds/G
2025								
CAREER								

- Unanimous three-star prospect
- Rated a top-15 player in Indiana
- Ranked a top-100 wide receiver in the class by Rivals
- Recorded 700 receiving yards and 1,046 all-purpose yards during senior season

TOP GAMES

Receptions
Receiving Yards
Receiving TDs

2025

Career



86 WITT EDWARDS

TE • 6-5 • 210 • So.

	GP-GS	REC	Yds	TD	Long	Rec/G	YPC	Yds/G
2025	1-0	0	0	0	0	0	0	0
CAREER	1-0	0	0	0	0	0	0	0

- Four-star prospect per 247Sports and ESPN
- Played both wide receiver and outside linebacker in high school
- Rated a top-10 player in Oklahoma
- Named to the 2023 Freaks List by 247Sports
- Dad and brother wrestled at Oklahoma State

TOP GAMES

Receptions
Receiving Yards
Receiving TDs

2025

Career



87 TY BURD

WR • 6-1 • 165 • Jr.

	GP-GS	REC	Yds	TD	Long	Rec/G	YPC	Yds/G
2025								
CAREER								

- All-region player at Montgomery Bell Academy
- Joined by high school teammates Payne Dainel, Ty Bartholomew, and Max and Gabe Fisher
- MBA is also the high school head coach Clark Lea attended
- Enjoys hunting

TOP GAMES

Receptions
Receiving Yards
Receiving TDs

2025

Career



88 BROCK TAYLOR

K • 6-1 • 165 • Jr.

	GP	KO	Yds	TB	PAT	FG	Long	Pts
2025	7	35	2,231	25	35-36	6-6	51	53
CAREER	20	79	4,919	46	74-76	24-27	57	130

- Third-team All-SEC (coaches)
- National All-Freshman Team (The Athletic)
- SEC All-Freshman Team (coaches)
- Groza Award semifinalist
- Made five field goals of at least 50 yards, setting the Vanderbilt career record in one season

TOP GAMES

Field Goals
Long
PATs
Total Points

2025

2 vs. Utah State
51 at South Carolina
9 vs. Georgia State
12 vs. Utah State

Career

3 vs. Ball State 2024
57 at Mizzou 2024
9 vs. Georgia St. 2025
13 twice



89 CAMERAN DICKSON

WR • 6-0 • 180 • Fr.

	GP-GS	REC	Yds	TD	Long	Rec/G	YPC	Yds/G
2025								
CAREER								

- Unanimous three-star prospect
- Rated a top-100 player in Texas
- Caught the game-winning touchdown pass in regional semifinal win
- Named the Texas District 15-5A D-II Offensive Player of the Year as a junior

TOP GAMES

Receptions
Receiving Yards
Receiving TDs

2025

Career



90 JAKE STANISH

DL • 6-3 • 250 • Fr.

	GP-GS	Tackles	TFL	Sack	FF	PD	INT	TD
2025	1-0	0	0	0	0	0	0	0
CAREER	1-0	0	0	0	0	0	0	0

- Unanimous three-star prospect
- Rated among the top 50 players in Illinois by 247Sports, On3 and Rivals
- Slotted the No. 111 edge player in the class by 247Sports
- Named Illinois Class 8A All-State as a senior

TOP GAMES

Tackles
Tackles for Loss
Sacks
Forced Fumbles
Fumbles Rec.
Passes Defended

2025

Career



92 JAYLON STONE

DL • 6-2 • 306 • Jr.

	GP-GS	Tackles	TFL	Sack	FF	PD	INT	TD
2025	7-0	11	1.5	0	1	2	0	0
CAREER	23-2	51	7.5	2	1	3	0	0

- Was at SEMO for two seasons
- As a sophomore in 2024, posted 32 total tackles with five for loss including two sacks
- Helped the Redhawks go 9-4 while earning a berth in the NCAA Football Championship Subdivision playoffs

TOP GAMES

Tackles
Tackles for Loss
Sacks
Forced Fumbles
Fumbles Rec.
Passes Defended

2025

4 at Alabama
1 at Virginia Tech
Sacks
1 at Virginia Tech
1 vs. Georgia State
1 twice

Career

5 vs. NWST 2024
1.5 vs. NWST 2024
1 twice
1 at VT 2025
1 vs. Georgia St. 2025
1 three times



93 NIKHIL JEFFERSON

DL • 6-1 • 330 • Fr. • nick-HEEL

	GP-GS	Tackles	TFL	Sack	FF	PD	INT	TD
2025	1-0	0	0	0	0	0	0	0
CAREER	1-0	0	0	0	0	0	0	0

- Rated a three-star prospect
- Ranked the No. 31 defensive lineman in the class by Rivals
- Made 42 tackles with 12 for loss, four sacks and eight QB hurries as a senior
- District champion in shot put and discus

TOP GAMES

Tackles
Tackles for Loss
Sacks
Forced Fumbles
Fumbles Rec.
Passes Defended

2025

Career



94 BRADLEY MANN

DL • 6-6 • 308 • Sr.

	GP-GS	Tackles	TFL	Sack	FF	PD	INT	TD
2025	7-1	5	0	0	0	0	0	0
CAREER	31-1	29	5.5	1	0	0	0	0

- Played the first nine games in 2024 before suffering a season-ending injury
- Had three multi-tackle games on the year
- Played in all 12 games as a sophomore, making 12 tackles
- Made first career sack against Auburn in 2023

TOP GAMES

Tackles
Tackles for Loss
Sacks
Forced Fumbles
Fumbles Rec.
Passes Defended

2025

2 at Virginia Tech

Career

3 twice
1.5 vs. Hawai'i 2023
1 vs. Auburn 2023





95 LINUS ZUNK

DL • 6-6 • 270 • Sr. • LINE-us

	GP-GS	Tackles	TFL	Sack	FF	PD	INT	TD
2025	7-0	5	2.5	2.0	0	0	0	0
CAREER	29-1	28	6.5	4.0	0	1	0	0

- Played all 13 games and made first start at Georgia St in 2024
- Recorded three tackles, 2.5 for loss and 1.5 sacks in season-opening win against Virginia Tech in 2024
- Two-time SEC Academic Honor Roll
- CSC Academic All-District in 2024

TOP GAMES

Tackles
Tackles for Loss
Sacks
Forced Fumbles
Fumbles Rec.
Passes Defended

2025

2 vs. Utah State
2 vs. Utah State
2 vs. Utah State

Career

5 vs. SC 2024
2.5 vs. VT 2024
2 vs. Utah State 2025

1 vs. Ball State 2024



96 KHORDAE SYDNOR

DL • 6-4 • 272 • Gr. • core-DAY SID-nor

	GP-GS	Tackles	TFL	Sack	FF	PD	INT	TD
2025	7-7	18	6.5	2.5	0	2	0	0
CAREER	44-19	59	22.0	13	0	5	0	0

- Started 11 games in 2024, recording at least one tackle in nine contests
- Had three tackles each against Texas and Auburn
- Recorded a tackle for loss in back-to-back games to end the year against Tennessee and in Birmingham Bowl win over Georgia Tech

TOP GAMES

Tackles
Tackles for Loss
Sacks
Forced Fumbles
Fumbles Rec.
Passes Defended

2025

5 at Alabama
1.5 at Virginia Tech
1 twice

1 vs. Charleston So.
1 twice

Career

5 at Alabama 2025
2 twice
2 twice

1 vs. Char. So. 2025
1 five times



97 HAYDEN BRAY

EDGE • 6-4 • 277 • Gr.

	GP-GS	Tackles	TFL	Sack	FF	PD	INT	TD
2025	5-0	2	1.0	1.0	0	0	0	0
CAREER	6-0	2	1.0	1.0	0	0	0	0

- Earned first sack vs. Charleston Southern
- Joined Vanderbilt in 2024 after competing at Oklahoma (2021-23)
- Graduated from Oklahoma in three years
- Pursuing a master's of education in leadership and organizational performance at Vandy

TOP GAMES

Tackles
Tackles for Loss
Sacks
Forced Fumbles
Fumbles Rec.
Passes Defended

2025

2 vs. Charleston So.
1 vs. Charleston So.
1 vs. Charleston So.

Career

2 vs. Char. So. 2025
1 vs. Char. So. 2025
1 vs. Char. So. 2025



98 TERRY NWABUISI-EZEALA

DL • 6-2 • 336 • So. • NWAH-bwee-zee ee-ZAH-lah

	GP-GS	Tackles	TFL	Sack	FF	PD	INT	TD
2025								
CAREER								

- Enrolled at North Carolina for the spring 2025 semester prior to coming to Vanderbilt
- Considered a three star recruit by 247 Sports both coming out of high school and as a transfer
- Also offered a scholarship from Wake Forest

TOP GAMES

Tackles
Tackles for Loss
Sacks
Forced Fumbles
Fumbles Rec.
Passes Defended

2025

Career



99 JOSHUA SINGH

DL • 6-0 • 285 • Gr. • Sing

	GP-GS	Tackles	TFL	Sack	FF	PD	INT	TD
2025	6-0	10	3.5	1	0	1	0	0
CAREER	33-2	24	4.5	1	0	1	0	0

- Transferred to the program from BYU
- Appeared in all 13 games in 2024, helping the Cougars finish the season 11-2
- Posted 10 tackles, including 1.5 TFL
- Earned second-team Academic All-Big 12 honors in 2023

TOP GAMES

Tackles
Tackles for Loss
Sacks
Forced Fumbles
Fumbles Rec.
Passes Defended

2025

4 twice
2 at Alabama
1 at Alabama

Career



4 twice
2 at Alabama 2025
1 at Alabama 2025

1 at Alabama
1 at Alabama 2025



GAME RECAPS

GAME 1 Charleston Southern @ Vandy

	1	2	3	4	TOT
	0	0	0	3	3
	14	14	7	10	45

DATE Aug. 30 **SITE** FirstBank Stadium (Nashville, Tenn.)

KICKOFF 6:03 p.m. **END** 9:19 p.m. **ELAPSED** 3:16
ATTENDANCE 35,000 **WEATHER** Clear 81F / Wind NE 10MPH

COMMODORES CRUISE OVER BUCCANEERS

NASHVILLE, Tenn. — Vanderbilt football opened the 2025 season by downing Charleston Southern 45-3 in front of a sold-out crowd at FirstBank Stadium on Saturday.

The Commodores produced 481 yards of total offense, the most since generating 601 against Hawai'i on August 27, 2022. Defensively, Vandy held the Buccaneers to 135 total yards while producing 46 tackles, six for a loss, and forcing two turnovers. The victory marks the Dores' fourth-straight season opening victory.

Multiple milestones were set against the Buccaneers with junior running back Sedrick Alexander hitting 1,000 career rushing yards while graduate quarterback Diego Pavia matched his Vanderbilt single-game high in passing yards with 275 through the air, completing 20-of-25 passes with three touchdowns.

The Dores last faced the Bucs in 2014, pulling out a 21-20 home win in the first meeting between the two programs; Saturday's matchup looked much different. Freshman wideout Kayleb Barnett started the scoring on a nine-yard jet pass from Pavia, marking the first career touchdown for Barnett. Vanderbilt found pay dirt on its next drive as Pavia connected with junior wide receiver Junior Sherrill for a 12-yard touchdown toss. At the 3:04 mark in the first quarter, the Commodores scored again on a four-yard run from junior running back AJ Newberry, pushing the lead to 21-0. It is the first time Vandy has scored touchdowns on its first three drives of a game since September 25, 2017, against Tennessee.



Vanderbilt increased the lead to 28-0 with its final score of the half late in the second quarter, a 26-yard pass from Pavia to Alexander. The 28-0 lead at the halftime break marks the first shutout through the opening two quarters since Alcorn State in 2024. The last time the Dores scored four touchdowns in the first half was against Elon in 2022.

The Commodores continued to control the game in the second half. Junior running back Makhilyn Young nabbed his first Vanderbilt touchdown on a four-yard run with 5:47 left in the third. Junior kicker Brock Taylor drilled his one and only attempt of the contest to begin the fourth quarter, splitting the uprights from 35 yards out. The Dores added insurance on a 35-yard rush from sophomore Jamezell Lassiter to finish off the 45-3 route. The score was also Lassiter's first as a Commodore.


Vanderbilt travels to Blacksburg, Virginia next Saturday for a meeting with Virginia Tech; the Commodores used an overtime effort to oust the Hokies 34-27 in last year's season opener. Kickoff is set for 6:30 p.m. and will air on the ACC Network.

For more information on the Vanderbilt football team, follow @VandyFootball on Facebook, Instagram and X.



TEAM STATS

		
First Downs	7	25
Rushing Yards	47	201
Passing Yards	88	280
Total Offense	135	481
Punts-Yards	7-273	2-102
Kickoffs-Yards	2-130	8-513
Possession Time	27:51	32:09
Third Down	3-13	6-9
Fourth Down	1-1	0-0
Red Zone Scores-Chances (TD)	0-0	4-5
Sacks By (Number-Yards)	1.0-3	3.0-22
PAT	0-0	6-6
2-pt Conversions	0-0	0-0
Field Goals	1-1	1-1
Points off Turnovers	0	10

INDIVIDUAL LEADERS

		
Passing (Yds/C-A-I-TD)	Osborne 54/8-16-1-0	Pavia 275/20-25-0-3
Rushing (Att-Yds-TD)	Gordon 8-28-0 Musch 7-19-0	Alexander 12-83-0 Pavia 8-44-0
Receiving (Rec-Yds-TD)	Bishop 2-36-0 Rhone 3-7-0	Stowers 4-86-0 Richardson 5-74-0
Tackles (Solo-Tot)	Bartalo 2-6 Brantley 1-6	Cowan 3-5 Hight 3-4
Sacks (No-Yds)	McKinzie 0.5-1 Bowen 0.5-2	Capers 1.0-9 Bray 1.0-6 Wood 1.0-7

GAME 2 Vandy @ Virginia Tech

	1	2	3	4	TOT
	10	10	0	0	20
	0	10	13	21	44

DATE Sept. 6 **SITE** Lane Stadium (Blacksburg, Va.)

KICKOFF 6:35 p.m. **END** 9:59 p.m. **ELAPSED** 3:24
ATTENDANCE 65,632 **WEATHER** Cloudy 68F / Wind SE 2MPH

ENTER COMMODORES

BLACKSBURG, Va. — Vanderbilt football took Virginia Tech off to never-never land on Saturday night, as the Commodores made the light exit out of Lane Stadium in the second half, shutting out the Hokies over the final 30 minutes to mount a 44-20 come-from-behind victory.

Vandy scored on five-straight possessions in the second half, while holding Virginia Tech scoreless over the final two quarters to turn a 20-10 halftime deficit into a 44-20 win. It is the first time that Vanderbilt has won a game when trailing by 10-plus points since Sept. 17, 2022, at Northern Illinois, and it is the largest margin of victory when trailing by 10 or more points in 80-plus seasons.

Vanderbilt moves to 2-0 for the second-straight season, while the Hokies fall to 0-2 to open the 2025 campaign.

The Commodores collected 490 total yards, rushing for 262 yards against the Hokies. Junior Makhilyn Young paced Vanderbilt's ground attack with a career-high 95 yards on eight carries, finding the end zone once. Junior Sedrick Alexander ran in a pair of touchdowns in a game for the first time in his career while collecting 73 rushing yards.

Graduate Diego Pavia amassed 256 total yards, throwing for 193 while adding another 63 yards on the ground. The quarterback tossed for two touchdowns in the win, marking the 10th game that Pavia has thrown for two-plus scores, while it is his seventh contest at Vanderbilt with 250-plus total yards.

Senior Nick Rinaldi had a team-high six tackles with 2.5 tackles for loss and a sack, his first of 2025. Graduate Marlen Sewell, junior Bryan Longwell and sophomore CJ Heard each had five tackles, while Heard posted his first sack of the season.



It is Vandy's first win over Virginia Tech in Blacksburg, as the Dores are now 5-6 all-time vs. the Hokies. Coupled with last year's season-opening 34-27 overtime victory in Nashville, Vanderbilt collects back-to-back wins over Virginia Tech for the first time since winning the first two games in the 11-game series during the 1930 and 1965 campaigns.

The victory at Virginia Tech marks the Dores' first nonconference road win over a Power 4 foe since knocking off Wake Forest 41-7 on Nov. 26, 2011. The last time the Dores shut out an opponent in the second half was on Nov. 2, 2024, when Vanderbilt blanked Auburn at Jordan-Hare Stadium in a 17-7 win.


Vanderbilt remains on the road for its next contest, as the Commodores head to South Carolina on Saturday to battle the No. 10/11-ranked Gamecocks. Kickoff from Williams-Brice Stadium is set for 6:45 p.m. CT and airs live on SEC Network.

For more information and exclusive content on the Vanderbilt football team, follow @VandyFootball on Instagram, Facebook and Twitter/X.



TEAM STATS

		
First Downs	16	23
Rushing Yards	114	262
Passing Yards	134	228
Total Offense	248	490
Punts-Yards	4-177	0-0
Kickoffs-Yards	4-260	8-520
Possession Time	27:48	32:12
Third Down	6-14	5-7
Fourth Down	1-2	1-1
Red Zone Scores-Chances (TD)	4-4	5-5
Sacks By (Number-Yards)	0-0	3.0-34
PAT	2-2	5-6
2-pt Conversions	0-0	0-0
Field Goals	2-2	1-1
Points off Turnovers	14	0

INDIVIDUAL LEADERS

		
Passing (Yds/C-A-I-TD)	Drones 134/17-29-0-1	Pavia 193/12-18-1-2 Berlowitz 35/2-2-0-1
Rushing (Att-Yds-TD)	Drones 13-36-1 Hawkins 8-29-0 Holloway 2-43-0 Greene 1-22-0	Young 8-95-1 Alexander 10-73-2 Coleman 1-54-1 Richardson 3-54-1
Receiving (Rec-Yds-TD)	Short 1-11 Woodson 1-9	Rinaldi 4-6 Heard 4-5 Heard 1.0-16 Rinaldi 1.0-10 Sydnor 1.0-8
Tackles (Solo-Tot)		
Sacks (No-Yds)		

GAME 3 Vandy @ South Carolina

	1	2	3	4	TOT
	7	0	0	0	7
	7	7	7	10	31

DATE Sept. 13 **SITE** Williams-Brice Stadium (Columbia, S.C.)

KICKOFF 6:55 p.m. **END** 10:03 p.m. **ELAPSED** 3:08
ATTENDANCE 79,873 **WEATHER** Clear 75F / Wind NE 3MPH

COMMODORES CAGE NO. 11 GAMECOCKS

COLUMBIA, S.C. — Graduate quarterback Diego Pavia produced another multi-touchdown game while the Commodore defense delivered a third-straight lockdown performance as Vanderbilt football knocked off No. 11 South Carolina 31-7 in front of a sold-out crowd at Williams-Brice Stadium on Saturday night.

The win is the first for Vanderbilt (3-0, 1-0 SEC) in a conference opener since 2011 against Ole Miss. It also snaps a 16-game skid against South Carolina (2-1, 0-1 SEC) while the 24-point margin of victory is Vandy's largest in series history. The Dores' last road win against an AP-ranked opponent came against none other than the Gamecocks, a 17-6 victory over No. 6 South Carolina in 2007. Head coach Clark Lea has led his team to three-straight wins of 20 points or more to open the season, the first time the program has accomplished that feat since 1943.

Pavia finished with two touchdowns and 177 yards on 18 of 25 passing, becoming the first Vanderbilt quarterback since Jordan Rodgers in 2012 to have four consecutive games with multiple passing touchdowns. Junior running back Sedrick Alexander added two touchdowns of his own, his second consecutive season scoring in each of the three opening games. On the opposite side of the ball, Vandy forced multiple turnovers for the fourth time in five games. The four total turnovers on Saturday are the most generated by the Commodores since securing four against Missouri in 2022.

Vanderbilt quieted the crowd on its opening drive, marching 73 yards in nine plays, capped off with an 18-yard pass from Pavia to Alexander. South Carolina quickly evened the score moments later on a seven-yard rush from Rahsul Faison. It was South Carolina's lone score of the night, as Vanderbilt's defense stifled the Gamecocks for the final 50:58 of game time.



The Commodores pushed the lead to 14-7 going into halftime after Pavia connected with junior wideout Junior Sherrill on a five-yard out route. Vanderbilt went ahead 21-7 to open the second half after a 44-yard breakaway run from sophomore Jamezell Lassiter. Lassiter now has two rushes this season, both of which have been for at least 35 yards and have resulted in touchdowns. With 9:31 to go in the fourth, junior kicker Brock Taylor drilled a 51-yarder to make the score 24-7. Alexander added another touchdown with 5:29 remaining to finish off the scoring, his second game this season scoring multiple times.

Sophomore CJ Heard collected a season-high 12 tackles to lead the Vandy defense. Senior Nick Rinaldi paced the Dores with 2.5 tackles for a loss, including his eighth career sack, while junior Randon Fontenette added two stops behind the line of his own. Multiple defensemen set milestones against South Carolina: graduate Zaylin Wood nabbed his first interception as a Commodore, senior Bryce Cowan forced his first career fumble and senior Miles Capers and junior Jordan Matthews both had their first career fumble recoveries.



Vanderbilt moves to 3-0 for the first time since 2017. The Commodores return home to host Georgia State next Saturday with kickoff set for 6:30 p.m. and coverage on ESPNU.

For more information and exclusive content on the Vanderbilt football team, follow @VandyFootball on Instagram, Facebook and Twitter/X.

TEAM STATS

		
First Downs	20	22
Rushing Yards	86	146
Passing Yards	242	177
Total Offense	328	323
Punts-Yards	2-90	3-133
Kickoffs-Yards	2-129	6-398
Possession Time	24:17	35:43
Third Down	4-12	6-12
Fourth Down	1-3	1-1
Red Zone Scores-Chances (TD)	1-4	3-4
Sacks By (Number-Yards)	1-5	2-26
PAT	1-1	4-4
2-pt Conversions	0-0	0-0
Field Goals	0-1	1-1
Points off Turnovers	0	7

INDIVIDUAL LEADERS



		
Passing (Yds/C-A-I-TD)	Doty 148/18-27-1-0 Sellers 94/6-7-1-0	Pavia 177/18-25-1-2
Rushing (Att-Yds-TD)	Faison 15-74-1 Doty 9-20-0 Harbor 4-66-0 Dingle 3-43-0	Lassiter 1-44-1 Alexander 13-41-1 Stowers 3-45-0 Richardson 4-34-0
Receiving (Rec-Yds-TD)		
Tackles (Solo-Tot)	Williams 7-7 Kilgore 6-6	Heard 12-12 Rinaldi 5-7
Sacks (No-Yds)	Barrett 1.0-5	Cowan 1.0-18 Rinaldi 1.0-8



GAME 8 | VUFB NOTES

GAME RECAPS

GAME 4 Georgia State @ Vandy

	1	2	3	4	TOT
	3	6	6	6	21
	21	21	14	14	70

DATE Sept. 20 SITE FirstBank Stadium (Nashville, Tenn.)

KICKOFF 7:00 p.m. END 10:49 p.m. ELAPSED 3:48
ATTENDANCE 35,000 WEATHER Sunny

DORES POUNCE ON PANTHERS
NASHVILLE, Tenn. — Seven individuals reached the end zone, 11 members of the defense were credited with at least three stops and specials teams units blocked three kicks on Saturday, a balanced effort that led to No. 20/23 Vanderbilt football defeating Georgia State, 70-21, Saturday at FirstBank Stadium.

The Commodores scored touchdowns on all six first-half possessions, with Diego Pavia accounting for over 300 yards of total offense and a pair of scores in building a 42-9 advantage at the break. Sedrick Alexander had rushing and receiving touchdowns in the opening two quarters, with Pavia and Junior Sherrill adding scoring runs from 16 and 8 yards out, respectively, before AJ Newberry reached the end zone twice in a two-and-a-half minute stretch as Vandy outgained the Panthers by over 200 yards in the first half.

Makhilyn Young and quarterback Blaze Berlowitz and Drew Dickey added rushing touchdowns after the break while Jamison Curtis blocked a punt and returned it seven yards for a score as Vandy (4-0) reached the 70-point plateau for the first time since the 1918.

Jordan Matthews was one of six individuals with four stops for the Dores' defense, including a forced fumble that led to Vandy's third score late in the opening quarter. Bryan Longwell and Khordae Sydnor each were credited with one tackle for loss—the latter also broke up a pass and blocked an extra-point attempt—and Miles Capers matched a career high with 2½ stops behind the line. The Commodores recorded eight tackles for loss in all, with three sacks to go along with nine additional quarterback hurries.

Vandy quarterbacks found 14 different targets while combining to throw for 349 yards, with Pavia completing 18-of-24 attempts for 245 yards and a score. Eli Stowers led all players with 73 yards on a team-best five receptions, and Tristen Brown equaled a career high with three catches for 71 yards.



Pavia also paced the Commodores on the ground with 86 yards on nine carries, with Young and Berlowitz contributing touchdown runs of 40-plus yards to help Vanderbilt finished with 286 yards rushing and 635 in all.

TJ Finley finished 22-of-35 passing for 176 yards and two touchdowns for the Panthers (1-3), as Ted Hurst caught seven balls for 71 yards and DJ Riles added five receptions for 57 yards and a score. But the Vandy defense limited Georgia State to just 32 rushing yards and an average of 1.6 yards per carry.


The Panthers' Josiah Robinson made nine tackles, with one 4 yards behind the line of scrimmage, to lead all players in the contest.

Vanderbilt concludes nonconference play next Saturday against Utah State, with kickoff at FirstBank Stadium scheduled for 11:45 a.m.



TEAM STATS

		
First Downs	18	30
Rushing Yards	32	286
Passing Yards	258	349
Total Offense	290	635
Punts-Yards	6-235	0-0
Kickoffs-Yards	4-263	11-696
Possession Time	30:11	29:49
Third Down	6-16	6-10
Fourth Down	2-2	1-3
Red Zone Scores-Chances (TD)	2-2	8-8
Sacks By (Number-Yards)	0-0	3-0-21
PAT	0-1	10-10
2-pt Conversions	0-2	0-0
Field Goals	1-2	0-0
Points off Turnovers	0	7

INDIVIDUAL LEADERS

		
Passing (Yds/C-A-I-TD)	Finley 176/22-35-0-2 Brown 82/9-13-0-1	Pavia 245/18-24-0-1
Rushing (Att-Yds-TD)	Amos 5-25-0 Simmons 4-21-0	Pavia 9-86-1 Young 2-64-1
Receiving (Rec-Yds-TD)	Hurst 7-71-0 Riles 5-57-1 Robinson 6-9	Stowers 5-73-0 Brown 3-71-0 Matthews 4-4
Tackles (Solo-Tot)	Robinson 6-9 Owens 4-7	Hight 3-4 Capers 1.5-10 Nelson 1.0-5 Sydnor 0.5-6
Sacks (No-Yds)		

GAME 5 Utah State @ Vandy

	1	2	3	4	TOT
	7	14	0	14	35
	7	24	17	7	55

DATE Sept. 27 SITE FirstBank Stadium (Nashville, Tenn.)

KICKOFF 11:47 a.m. END 3:07 p.m. ELAPSED 3:20
ATTENDANCE 33, 688 WEATHER Sunny 80F / Wind N 5 MPH

COMMODORES REMAIN UNBEATEN
NASHVILLE, Tenn. — Graduate quarterback Diego Pavia delivered a record-setting performance, junior wideout Junior Sherrill finished with a career-best three receiving touchdowns and No. 18/20 Vanderbilt football remained unbeaten, downing Utah State 55-35 at FirstBank Stadium on Saturday.

Pavia set career-high marks in passing touchdowns with five and completions with 26. He also threw for 321 total yards, his most as a Commodore and the second-highest total of his career. Pavia ties Johnny McCrary, Jay Cutler and Bill Wade at Vanderbilt for the most passing touchdowns in a game and moves to No. 6 on the all-time passing touchdowns list with 33. In total, Pavia finished with exactly 400 total yards of offense, the most since Kyle Shurmur generated 405 against Tennessee in 2016. Sherrill's three touchdowns, all of which came in the first half, mark the most receiving scores in a half for a Commodore since Earl Bennett caught four in the second half against Kentucky in 2005. In total, Sherrill finished with six catches for 91 yards, both of which are also career highs.

The Commodores move to 5-0, matching 2008's 5-0 start. Vanderbilt's eighth-ranked scoring offense has scored 50 or more points in consecutive games for the first time since 1915. The black and gold have manufactured 40 points or more in four games so far, the first time doing so in a season since 2012.



Utah State (3-2) struck first with an 18-yard throw and catch from Bryson Barnes to Miles Davis. Vanderbilt (5-0) responded on its next drive as Pavia found Sherrill from 21 yards out, evening the score at 7-7 to close the first quarter. The Commodores proceeded to score on their next seven drives in the game, capped off by Pavia's record-tying fifth passing touchdown on a 53-yard strike to graduate Richie Hoskins. The play gave Vandy a 48-21 lead with 1:19 remaining in the third. Junior Makhilyn Young notched the last Commodore score on a 15-yard scamper with 5:21 left in game; he now has four rushing touchdowns for Vanderbilt this season. Junior kicker Brock Taylor drilled two field goals in the contest, extending his current streak to 16 field goals made.

The Commodore defense again used a lockdown second half to close out the game, allowing just 14 points to the Aggies across the final 30 minutes. Graduate Kolbey Taylor's fumble recovery to start the fourth quarter is the seventh-straight game Vandy has forced a turnover. Graduate Marlen Sewell led the black and gold with a season-high seven tackles, his most since totaling nine against Kentucky in 2023. Three separate Commodores – Graduate Miles Capers, Graduate Khordae Sydnor and Senior Linus Zunk – recorded multiple tackles for a loss; as a team, the Dores totaled eight throughout the contest.



Vanderbilt will travel to Tuscaloosa next Saturday eyeing a second straight win against No. 17/16 Alabama. The game is set for a 2:30 p.m. kickoff from Bryant-Denny Stadium with coverage on ABC or ESPN.

For more information and exclusive content on the Vanderbilt football team, follow @VandyFootball on Instagram, Facebook and Twitter/X.



TEAM STATS

		
First Downs	21	31
Rushing Yards	119	222
Passing Yards	274	321
Total Offense	393	543
Punts-Yards	5-247	2-111
Kickoffs-Yards	6-342	9-582
Possession Time	26:43	33:17
Third Down	5-14	5-8
Fourth Down	0-1	0-0
Red Zone Scores-Chances (TD)	5-5	6-7
Sacks By (Number-Yards)	1-4	3-16
PAT	5-5	7-7
2-pt Conversions	0-0	0-0
Field Goals	0-0	2-2
Points off Turnovers	0	0

INDIVIDUAL LEADERS

		
Passing (Yds/C-A-I-TD)	Barnes 161/15-22-0-3 Conover 92/11-14-0-2	Pavia 321/26-34-1-5
Rushing (Att-Yds-TD)	Jacobs 4-63-0 Barnes 10-48-0	Pavia 9-79-1 Lassiter 2-52-0
Receiving (Rec-Yds-TD)	Lane 7-98-0 Pegan 7-66-1	Sherrill 6-91-3 Richardson 6-74-0
Tackles (Solo-Tot)	Miller 3-12 Avinger 2-12	Sewell 3-7 Capers 3-5
Sacks (No-Yds)	Miller 1.0-4	Zunk 2.0-3 Capers 1.0-13

GAME 5 Vandy @ Alabama

	1	2	3	4	TOT
	0	14	6	10	30
	7	7	0	0	14

DATE Oct. 4 SITE Bryant-Denny Stadium (Tuscaloosa, Ala.)

KICKOFF 2:45 p.m. END 6:28 p.m. ELAPSED 3:43
ATTENDANCE 100,077 WEATHER Sunny 83F / Wind W 9 MPH

DORES DROP RANKED BATTLE IN TUSCALOOSA
TUSCALOOSA, Ala. — No. 16/17 Vanderbilt matched No. 10/11 Alabama through the first two quarters but fell 30-14 as the Crimson Tide pulled away in the second half to hand the Commodores their first defeat on the season.

Vanderbilt registered more than 300 yards on offense, but a pair of red zone turnovers proved costly with Alabama scoring 10 points off the miscues.

The Crimson Tide controlled the clock in the second half and finished the game with more than 37 minutes of possession.

Martel Hight shutdown Alabama's opening drive with an interception as the Crimson Tide went for it on fourth down in Vanderbilt territory. Vandy's defense has now forced a turnover in eight-straight games.

The Commodores' first drive began on its own 7-yard line, but Vandy went 93 yards to put the first points on the board. The score came off a 65-yard touchdown run by Sedrick Alexander, the longest play of the season for Vandy and a career-long for Alexander.

Alabama pulled even at 7-7 with just over nine minutes to go in the second quarter.

The score remained tied until inside the two-minute warning. With 1:33 to go before halftime, Alexander found the end zone for the second time, this one coming on a shovel pass from Diego Pavia.

Alexander finished with 98 all-purpose yards and two touchdowns.

Alabama quickly responded with a game-tying score with 17 seconds left in the first half, sending the game to halftime even at 14-14.



The Crimson Tide took their first lead of the game in the third quarter on a 38-yard field goal and connected on a second field goal to take a 20-14 lead into the final quarter.

Vandy's defense again held Alabama to a field goal as the home side took a 23-14 lead with a little over four minutes to go.

The Crimson Tide added a rushing touchdown with 17 seconds left to win 30-14.

Next up for the 5-1 Commodores is a bye week before hosting LSU on October 18 at FirstBank Stadium.

TEAM STATS

		
First Downs	25	16
Rushing Yards	146	135
Passing Yards	340	198
Total Offense	486	333
Punts-Yards	1-30	3-134
Kickoffs-Yards	7-455	3-188
Possession Time	37:23	22:37
Third Down	7-15	5-11
Fourth Down	2-3	0-1
Red Zone Scores-Chances (TD)	5-5 (2)	1-3 (1)
Sacks By (Number-Yards)	1-11	4-27
PAT	3-3	2-2
2-pt Conversions	0-0	0-0
Field Goals	3-4	0-0
Points off Turnovers	10	7

INDIVIDUAL LEADERS

		
Passing (Yds/C-A-I-TD)	Simpson 340/23-31-1-2	Pavia 198/21-35-1-1
Rushing (Att-Yds-TD)	Miller 22-136-1 Riley 5-17-0	Alexander 4-76-1 Pavia 12-58-0
Receiving (Rec-Yds-TD)	Williams 6-98-1 Bernard 5-82-1	Sherrill 6-49-0 Hoskins 3-37-0
Tackles (Solo-Tot)	Jefferson 9-14 Lawson 2-4	Heard 6-8 Longwell 5-8
Sacks (No-Yds)	Jefferson 1.0-11	Capers 1.0-10 Singh 1.0-10 Wood 1.0-5 Sydnor 1.0-2



GAME 8 | VUFB NOTES
GAME RECAPS
GAME 6 LSU @ Vandy

	1	2	3	4	TOT
LSU	3	10	8	3	24
V	7	10	14	0	31

DATE Oct. 18 SITE FirstBank Stadium (Nashville, Tenn.)

KICKOFF 11:07 a.m. END 2:22 p.m. ELAPSED 3:15
ATTENDANCE 35,000 WEATHER Sunny 77F / Wind SW 10 MPH

VANDY TAMES TIGERS

NASHVILLE, Tenn. — Diego Pavia played the role of Tiger King on Saturday afternoon at a sold-out FirstBank Stadium, as the quarterback collected three total touchdowns to lift the No. 17/18-ranked Vanderbilt football team past No. 10/10 LSU, 31-24, for the first time since 1990.

The No. 17/18 Commodores controlled the line of scrimmage throughout on Saturday, as Vandy held the ball for 36:33 of game time. That allowed the Dores to amass 399 total yards of offense, 239 of which came on the ground. It is the fourth game this season that Vanderbilt has posted 200-plus rushing yards.

Vanderbilt posts its first win over a team ranked inside the top 10 of the Associated Press poll since the Dores knocked off No. 1-ranked Alabama at FirstBank Stadium last season. Coupled with its victory over No. 11-ranked South Carolina earlier this season, Vandy has now defeated two AP top-15 teams in the same season for the first time in program history. Additionally, it is the first time since the 1990 season that Vanderbilt has defeated LSU, when the Dores posted a 24-21 victory in Nashville.

The Commodores move to 6-1 for the first time since 1950. The six wins make Vanderbilt postseason eligible for the second-straight season. It is the first time that the Dores have been postseason eligible in consecutive seasons since going to three-straight bowls from 2011-13.

Pavia tallied three scores in a game for the third time this season, as the Albuquerque, New Mexico, native ran in for a pair of touchdowns to go along with a touchdown through the air. The Vanderbilt quarterback registered 246 total yards of offense, as Pavia threw for 160 yards and rushed for an additional 86 yards, which led the Commodores against LSU. It is the sixth game this season that Pavia has had 200-plus offensive yards.

No. 17-ranked Vanderbilt returns to action on Saturday, as the Commodores host No. 16/16 Missouri. Kickoff and television designations will be set this Sunday. Check back with VUCommodores.com during the week for a full game preview.

For more information and exclusive content on the Vanderbilt football team, follow @VandyFB on Instagram, Facebook and Twitter/X.

TEAM STATS

	LSU	V
First Downs	14	20
Rushing Yards	100	239
Passing Yards	225	160
Total Offense	325	399
Punts-Yards	2-92	2-95
Kickoffs-Yards	6-384	6-371
Possession Time	23:29	36:31
Third Down	5-11	6-13
Fourth Down	0-0	2-3
Red Zone Scores-Chances (TD)	1-1 (0)	3-4 (3)
Sacks By (Number-Yards)	1.0-8	2.0-13
PAT	1-1	4-4
2-pt Conversions	1-1	0-0
Field Goals	3-4	1-1
Points off Turnovers	0	0

INDIVIDUAL LEADERS

	LSU	V
Passing (Yds/C-A-I-TD)	Nussmeier 225/19-28-0-2	Pavia 160/14-22-0-1
Rushing (Att-Yds-TD)	Durham 7-59-0 Berry 11-55-0	Pavia 17-86-2 Young 6-85-0
Receiving (Rec-Yds-TD)	Thomas 4-75-1 Green 5-74-1	Spence 5-56-1 Stowers 3-32 Patterson 5-5
Tackles (Solo-Tot)	Haulcy 9-13 Keys 4-9	Heard 2-4 Singh 2-4
Sacks (No-Yds)	Weeks 1.0-8	Wood 1.0-10 Koht 1.0-3



THE RECORD WHEN...

	Lea		2024		2025	
	W	L	W	L	W	L
Overall	22	34	7	6	6	1
Home	13	17	4	3	4	0
Away	8	17	2	3	2	1
Neutral	1	0	1	0	0	0
In overtime	1	1	1	1	0	0
Coming off a win (immediately preceding week)	9	10	3	3	4	1
Coming off a loss (immediately preceding week)	6	17	1	2	0	0
Coming off an open date (immediately preceding week)	2	6	1	1	1	0
Season Opener	4	1	1	0	1	0
Postseason	1	0	1	0	0	0
vs. AP Top 25	3	16	1	3	2	1
as AP Top 25	3	3	0	2	3	1
Both teams are in the AP Top 25	1	2	0	1	1	1
Neither team is in the AP Top 25	15	17	6	2	2	0
Team is ranked higher	2	1	0	2	2	0
Opponent is ranked higher	3	15	1	3	2	1
vs. In-State Opponents	0	5	0	1	0	0
In August	4	0	1	0	1	0
In September	9	11	1	2	4	0
In October	5	12	3	1	1	1
In November	3	11	1	3	0	0
In December	1	0	1	0	0	0
On SEC Network	8	26	3	4	2	0
On ABC	1	2	0	1	1	1
On CBS	0	1	0	0	0	0
On ESPN	2	0	2	0	0	0
On ESPN2	0	1	0	0	0	0
On ESPNU	2	1	0	0	1	0
On CBS Sports Network	4	2	1	0	0	0
On ACC Network	1	1	0	0	1	0
On SEC Network +/-ESPN+	4	2	1	1	1	0
On Linear Television	18	32	6	5	5	1
On Streaming Platforms (exclusively)	4	2	1	1	1	0
Morning/Afternoon Games	10	23	4	4	2	1
Night Games (6 p.m. local or later)	12	11	3	2	4	0
Decided by three points or fewer	3	5	0	2	0	0
Decided by eight points or fewer	9	5	4	3	1	0
Scoring first	11	9	6	4	2	1
Opponent scores first	11	25	1	2	4	0
Leading at halftime	18	4	6	1	5	0
Tied at halftime	1	1	1	0	0	1
Trailing at halftime	3	29	0	5	1	0
Leading after three quarters	21	0	6	0	6	0
Tied after three quarters	1	1	1	1	0	0
Trailing after three quarters	0	33	0	5	0	1
Scoring 40+ points	9	0	2	0	4	0
Scoring 30-39 points	8	2	2	1	2	0
Scoring 20-29 points	4	5	2	3	0	0
Scoring 0-19 points	1	27	1	2	0	1
Allowing 40+ points	0	14	0	0	0	0
Allowing 30-39 points	3	14	1	3	1	1
Allowing 20-29 points	11	5	2	3	3	0
Allowing 0-19 points	8	1	4	0	2	0
Outrushing opponent	15	4	4	1	6	0
Getting outrushed	7	30	3	5	0	1
Passing for more yards	9	6	2	1	4	0
Passing for fewer yards	13	28	5	5	2	1
Passing yards tied	0	0	0	0	0	0
Outgaining opponent	12	3	3	0	5	0
Outgained by opponent	10	31	4	6	1	1
Winning time of possession	18	15	7	0	5	0
Losing time of possession	4	19	0	6	1	1
Scoring a defensive or special teams TD	7	4	2	1	1	0
Allowing a defensive or special teams TD	0	8	0	0	0	0
Fewer penalty yards	11	23	4	3	3	0
More penalty yards	9	11	2	3	3	1
Penalty yards tied	2	0	1	0	0	0
Winning turnover battle	11	11	5	1	3	0
Losing turnover battle	3	13	0	1	1	1
Turnovers even	8	10	2	4	2	0
Having a 100-yard rusher	5	5	1	0	0	0
Having a 200-yard passer	9	9	1	1	3	0
Having a 100-yard receiver	5	7	2	1	0	0
Having a QB rush for 100 yards	3	1	1	0	0	0
Allowing a 100-yard rusher	3	14	3	3	0	1
Allowing a 200-yard passer	9	27	4	6	1	1
Allowing a 100-yard receiver	5	15	0	2	0	0
Allowing a QB to rush for 100 yards	0	0	0	0	0	0

STARTER SHEET *includes previous school(s)

OFFENSE					DEFENSE				
	Pos.	2025	Streak	Career		Pos.	2025	Streak	Career
Bryce Henderson	OL	7	27*	41*	Zaylin Wood	DL	4	0	37*
Diego Pavia	QB	7	35*	35*	Marlon Jones	CB	1	0	30*
Chase Mitchell	OL	7	34*	34*	Martel Hight	CB	6	2	25
Jordan White	OL	7	7	32*	Bryan Longwell	LB	7	20	22
Isaia Glass	OL	7	7	30*	Kolbey Taylor	CB	7	8	22*
Sedrick Alexander	RB	7	26	26	Miles Capers	LB	7	13	21
Junior Sherrill	WR	6	3	19	Randon Fontenette	STAR	7	7	18
Tre Richardson	WR	7	16*	17*	Langston Patterson	LB	7	13	18
Cole Spence	TE	6	2	17	Khordae Sydnor	DL	7	17	18
Eli Stowers	TE	3	0	8	Yilanan Outtara	DL	1	0	17
Richie Hoskins	WR	2	0	7	Mark Davis	CB	0	0	14*
Cade McConnell	OL	7	7	7	CJ Heard	S	7	11*	13*
Kevo Wesley	OL	0	0	6	Marlen Sewell	S	7	7	9
Gabe Fisher	FB	2	1	5	Trudell Berry	CB	0	0	7
Emmanuel Adebi	TE	2	0	3	Glenn Seabrooks III	DL	6	5	6
AJ Newberry	RB	0	0	1	Jaylin Lackey	CB	0	0	5
					Nick Rinaldi	LB	0	0	2
					Aaron Bryant	DL	1	0	1
					Bryce Cowan	LB	0	0	1
					Bradley Mann	DL	1	0	1
					Joshua Singh	DL	1	1	1
					Linus Zunk	DL	0	0	1

STARTERS BY POSITION at Vandy only

Pos.	OFFENSE	Career	Pos.	DEFENSE	Career
QB	Diego Pavia	20	DE	Khordae Sydnor	18
RB	Sedrick Alexander	26		Yilanan Ouattara	4
	AJ Newberry	1		Miles Capers	2
FB	Gabe Fisher	1		Linus Zunk	1
WR	Junior Sherrill	19	DT	Yilanan Ouattara	12
	Richie Hoskins	7		Zaylin Wood	7
	Tre Richardson	7		Glenn Seabrooks III	6
TE	Cole Spence	17		Aaron Bryant	1
	Eli Stowers	8		Bradley Mann	1
	Gabe Fisher	4		Joshua Singh	1
	Emmanuel Adebi	3	RZ	Miles Capers	19
QT	Isaia Glass	7		Nick Rinaldi	1
QG	Cade McConnell	7	LB	Bryan Longwell	22
	Kevo Wesley	5		Langston Patterson	18
C	Jordan White	7		Bryce Cowan	1
SG	Chase Mitchell	7		Nick Rinaldi	1
LG	Kevo Wesley	1	STAR	Randon Fontenette	18
ST	Chase Mitchell	13	CB	Martel Hight	25
	Bryce Henderson	7		Kolbey Taylor	13
				Trudell Berry	7
				Jaylin Lackey	5
				Marlon Jones	1
			S	Marlen Sewell	9
				CJ Heard	7



DORE DETAILS

Game	Captains @ Toss	Toss Win	VU Kick/Receive	Helmet	Jersey	Pants	Vandy 1st Poss.	Opp. 1st Poss.	Length	Result
Charleston Southern	Fontenette, Hoskins, Sewell, Stowers	CSU	Receive	Gold	Black	Black	TD (8/75, 4:47)	Punt (3/-3, 1:42)	3:15	W, 45-3
at Virginia Tech	Ouattara, Pavia, Patterson, Sydnor	Vandy	Kick	Gold	White	White	Int (5/19, 2:38)	FG (15/64, 7:49)	3:23	W, 44-20
at South Carolina	Fontenette, Hoskins, Patterson, Sydnor	S Carolina	Receive	White	White	White	TD (9/73, 5:22)	TD (7/75, 3:35)	3:08	W, 31-7
Georgia State	Ouattara, Sewell, Sydnor	Vandy	Kick	Black	Black	White	TD (8/75, 4:32)	FG (8/41, 4:36)	3:48	W, 70-21
Utah State	Fontenette, Hoskins, Sydnor, White	Vandy	Kick	White	Black	Black	Punt (3/4, 1:56)	Punt (3/4, 1:24)	3:20	W, 55-35
at Alabama	Fontenette, Patterson, Stowers, White	Vandy	Kick	Black	White	White	TD (6/93, 3:13)	Int/Downs (8/68, 5:07)	3:43	L, 14-30
LSU	Hoskins, Pavia, Sydnor, White	Vandy	Kick	Gold	Black	Black	TD (9/57, 5:44)	FG (12/44, 5:28)	3:15	W, 31-24
Missouri										
at Texas										
Auburn										
Kentucky										
at Tennessee										

OFFENSIVE STARTING LINEUPS

Game	QB	RB	WR	WR/TE	WR/TE	TE	QT	QG	C	SG	ST
Charleston Southern	Pavia	Alexander	Richardson	Sherrill	Hoskins	Spence	Glass	McConnell	White	Mitchell	Henderson
at Virginia Tech	Pavia	Alexander	Richardson	Sherrill	Stowers	Spence	Glass	McConnell	White	Mitchell	Henderson
at South Carolina	Pavia	Alexander	Richardson	Sherrill	G. Fisher	Spence	Glass	McConnell	White	Mitchell	Henderson
Georgia State	Pavia	Alexander	Richardson	Adebi	G. Fisher	Spence	Glass	McConnell	White	Mitchell	Henderson
Utah State	Pavia	Alexander	Richardson	Sherrill	Hoskins	Stowers	Glass	McConnell	White	Mitchell	Henderson
at Alabama	Pavia	Alexander	Richardson	Sherrill	Stowers	Spence	Glass	McConnell	White	Mitchell	Henderson
LSU	Pavia	Alexander	Richardson	Sherrill	G. Fisher	Spence	Glass	McConnell	White	Mitchell	Henderson
Missouri											
at Texas											
Auburn											
Kentucky											
at Tennessee											

DEFENSIVE STARTING LINEUPS

Game	DE	DT	DT	Razor	LB	LB	Star	S	S	CB	CB
Charleston Southern	Sydnor	Wood	Seabrooks III	Capers	Patterson	Longwell	Fontenette	Sewell	Heard	K. Taylor	Hight
at Virginia Tech	Sydnor	Ouattara	Wood	Capers	Patterson	Longwell	Fontenette	Sewell	Heard	K. Taylor	Hight
at South Carolina	Sydnor	Bryant	Seabrooks III	Capers	Patterson	Longwell	Fontenette	Sewell	Heard	K. Taylor	Hight
Georgia State	Sydnor	Wood	Seabrooks	Capers	Patterson	Longwell	Fontenette	Sewell	Heard	K. Taylor	Hight
Utah State	Sydnor	Wood	Seabrooks III	Capers	Patterson	Longwell	Fontenette	Sewell	Heard	K. Taylor	M. Jones
at Alabama	Sydnor	Mann	Seabrooks III	Capers	Patterson	Longwell	Fontenette	Sewell	Heard	K. Taylor	Hight
LSU	Sydnor	Singh	Seabrooks III	Capers	Patterson	Longwell	Fontenette	Sewell	Heard	K. Taylor	Hight
Missouri											
at Texas											
Auburn											
Kentucky											
at Tennessee											

GAME-BY-GAME LEADERS

Game	Rushes		Rush Yards		Receptions		Receiving Yards		Tackles		Sacks		Tackles for Loss	
Charleston Southern	Alexander	12	Alexander	83	Richardson	5	Stowers	86	Cowan	5	Bray/Capers/Wood	1.0	Capers	2.5
at Virginia Tech	Pavia	11	Young	95	Stowers	4	Coleman/Richardson	54	Rinaldi	6	Heard/Rinaldi/Sydnor	1.0	Rinaldi	2.5
at South Carolina	Alexander	13	Lassiter	44	Hight/Richardson	4	Stowers	45	Heard	12	Cowan/Rinaldi	1.0	Rinaldi	2.5
Georgia State	Pavia	9	Pavia	86	Stowers	5	Stowers	73	Six individuals with	4	Capers	1.5	Capers	2.5
Utah State	Pavia	9	Pavia	79	Richardson/Sherrill/Stowers	6	Sherrill	91	Sewell	7	Zunk	2.0	Capers	2.5
at Alabama	Pavia	12	Alexander	76	Sherrill	6	Sherrill	49	Heard/Longwell	8	Four individuals with	1.0	Singh	2.0
LSU	Pavia	17	Pavia	86	Spence	5	Spence	56	Patterson	5	Koht/Wood	1.0	Singh	1.5
Missouri														
at Texas														
Auburn														
Kentucky														
at Tennessee														



TURNOVER BATTLE
Vanderbilt

Game	Fumbles (lost)	Interceptions	Total TOs	Opp. Points Off TO
Charleston Southern	1 (0)	0	0	0
at Virginia Tech	1 (1)	1	2	14
at South Carolina	1 (0)	1	1	0
Georgia State	0 (0)	0	0	0
Utah State	0 (0)	1	1	0
at Alabama	1 (1)	1	2	10
LSU	0 (0)	0	0	0
Missouri				
at Texas				
Auburn				
Kentucky				
at Tennessee				
TOTAL	4 (2)	4	6	24

THIRD DOWNS
Vanderbilt

Game	1-3	4-6	7-9	10-14	15-19	20+	Tot	Pct.
Charleston Southern	3-3	2-3	0-2	1-1	0-0	0-0	6-9	66.7
at Virginia Tech	0-0	1-2	3-3	1-2	0-0	0-0	5-7	71.4
at South Carolina	1-2	3-4	1-3	0-2	0-0	1-1	6-12	50.0
Georgia State	3-4	1-1	1-2	1-2	0-1	0-0	6-10	60.0
Utah State	3-3	2-3	0-2	0-0	0-0	0-0	5-8	62.5
at Alabama	2-3	1-2	1-3	1-2	0-0	0-1	5-11	45.5
LSU	2-6	2-3	2-2	0-2	0-0	0-0	6-13	46.2
Missouri								
at Texas								
Auburn								
Kentucky								
at Tennessee								
TOTAL	14-21	12-18	8-17	4-11	0-1	1-2	39-70	
	66.7	66.7	47.1	36.4	0.0	50.0	55.7	

DRIVE CHARTS
Vanderbilt

Game	Drives	3 & Out	Pct.	Scores	Pct.	TD	Pct.
Charleston Southern	10	0	0.0	7	70.0	6	60.0
at Virginia Tech	10	0	0.0	7	70.0	6	60.0
at South Carolina	11	2	18.2	5	45.5	4	36.4
Georgia State	12	0	0.0	9	75.0	9	75.0
Utah State	12	2	16.7	9	75.0	7	58.3
at Alabama	9	1	11.1	2	22.2	2	22.2
LSU	9	1	11.1	5	55.6	4	44.4
Missouri							
at Texas							
Auburn							
Kentucky							
at Tennessee							
TOTAL	73	6	8.2	44	60.3	38	52.1

OPENING DRIVES
First Half

Game	Vanderbilt			Opponent		
	Pts	Pl-Yd	TOP	Pts	Pl-Yd	TOP
Charleston Southern	7	8-75	4:47	0	3-(-3)	1:42
at Virginia Tech	0	5-19	2:38	3	15-64	7:49
at South Carolina	7	9-73	5:22	7	7-75	3:35
Georgia State	7	8-75	4:32	3	8-41	4:36
Utah State	0	3-4	1:56	0	3-4	1:24
at Alabama	7	6-93	3:13	0	8-68	5:07
LSU	7	9-57	5:44	3	12-44	5:28
Missouri						
at Texas						
Auburn						
Kentucky						
at Tennessee						
TOTAL	35	48-396	28:12	16	56-293	29:41

Opponents

Game	Fumbles (lost)	Interceptions	Total TOs	Vandy Points Off TO
Charleston Southern	1 (1)	1	2	10
at Virginia Tech	1 (1)	0	1	0
at South Carolina	3 (2)	2	4	7
Georgia State	1 (1)	0	1	7
Utah State	1 (1)	0	1	0
at Alabama	0 (0)	1	1	7
LSU	0 (0)	0	0	0
Missouri				
at Texas				
Auburn				
Kentucky				
at Tennessee				
TOTAL	7 (6)	4	10	31

Opponents

Game	1-3	4-6	7-9	10-14	15-19	20+	Tot	Pct.
Charleston Southern	3-3	0-3	0-3	0-1	0-2	0-1	3-13	23.1
at Virginia Tech	5-7	1-1	0-2	0-2	0-0	0-2	6-14	42.9
at South Carolina	1-2	1-2	2-5	0-2	0-0	0-1	4-12	33.3
Georgia State	2-2	1-3	1-4	2-5	0-2	0-0	6-16	37.5
Utah State	1-1	2-4	2-4	0-4	0-0	0-1	5-14	35.7
at Alabama	4-5	2-5	1-3	0-0	0-1	0-1	7-15	46.7
LSU	2-2	2-3	0-2	1-3	0-0	0-1	5-11	
Missouri								
at Texas								
Auburn								
Kentucky								
at Tennessee								
TOTAL	18-22	9-21	6-23	3-17	0-5	0-7	36-95	
	81.8	42.9	26.1	17.6	0.0	0.0	37.9	

Opponents

Game	Drives	3 & Out	Pct.	Scores	Pct.	TD	Pct.
Charleston Southern	10	7	70.0	1	10.0	0	0.0
at Virginia Tech	10	4	40.0	4	40.0	2	20.0
at South Carolina	10	1	10.0	1	10.0	1	10.0
Georgia State	13	4	30.8	4	30.8	3	23.1
Utah State	12	5	41.7	5	41.7	5	41.7
at Alabama	9	1	11.1	6	66.7	3	33.3
LSU	8	2	25.0	5	62.5	2	25.0
Missouri							
at Texas							
Auburn							
Kentucky							
at Tennessee							
TOTAL	72	24	33.3	26	36.1	16	22.2

Second Half

Game	Vanderbilt			Opponent		
	Pts	Pl-Yds	TOP	Pts	Pl-Yds	TOP
Charleston Southern	0	5-12	3:34	0	3-6	1:00
at Virginia Tech	7	11-75	6:58	0	3-9	1:30
at South Carolina	7	4-75	2:20	0	3-9	1:52
Georgia State	0	4-9	1:33	7	5-34	3:16
Utah State	7	11-75	5:28	0	4-9	1:32
at Alabama	0	4-21	2:11	3	6-68	3:34
LSU	7	10-75	5:57	7	5-92	2:03
Missouri						
at Texas						
Auburn						
Kentucky						
at Tennessee						
TOTAL	28	49-342	28:01	17	29-227	14:47



Vanderbilt
 Longest plays of the season

Type	Yards	Player
Rush	65	Sedrick Alexander
Rushing Touchdown	65	Sedrick Alexander
Pass	54	Diego Pavia to Brycen Coleman
Passing Touchdown	54	Diego Pavia to Brycen Coleman
Punt Return	19	Martel Hight
Kick Return	46	Tre Richardson
Interception Return	11	Zaylin Wood
Fumble Return	7	Miles Capers
Punt	56	Nick Haberer
	56	Nick Haberer
Field Goal	51	Brock Taylor

35+ Yard Plays *TD

Yds	Player(s)
41	Diego Pavia pass to Eli Stowers
35*	Jamezell Lassiter rush
54*	Diego Pavia pass to Brycen Coleman
62	Makhilyn Young rush
44*	Jamezell Lassiter rush
48	Diego Pavia pass to Eli Stowers
40	Diego Pavia pass to Junior Sherrill
60*	Makhilyn Young rush
43	Blaze Berlowitz
35	Whit Muschamp pass to Dominic Rezac
53*	Diego Pavia pass to Richie Hoskins
48	Jamezell Lassiter rush
65*	Sedrick Alexander rush
36	Diego Pavia rush
43	Makhilyn Young rush

15+ Yard Rushes *TD

Yds	Player(s)
18	Sedrick Alexander
15	Makhilyn Young
35*	Jamezell Lassiter
21	Sedrick Alexander
21	Tre Richardson
62	Makhilyn Young
15	Richie Hoskins
15	Sedrick Alexander
44*	Jamezell Lassiter
16	Diego Pavia
16*	Diego Pavia
16	Diego Pavia
60*	Makhilyn Young
43	Blaze Berlowitz
33	Diego Pavia
48	Jamezell Lassiter
15*	Makhilyn Young
65*	Sedrick Alexander
36	Diego Pavia
20	Diego Pavia
28	Makhilyn Young
21*	Diego Pavia
43	Makhilyn Young

Opponents
 Longest plays of the season

Type	Yards	Player	Opponent
Rush	58	Javen Jacobs	Utah State
Rushing Touchdown	20	Jam Miller	Alabama
Pass	62	Garrett Nussmeier to Zavion Thomas	LSU
Passing Touchdown	62	Garrett Nussmeier to Zavion Thomas	LSU
Punt Return	11	Vicari Swain	South Carolina
Kick Return	43	Nyck Harbor	South Carolina
Interception Return	20	Justin Okoronkwo	South Carolina
Fumble Return			
Punt	62	Reed Chandley	Georgia State
Field Goal	52	Braeden McAlister	Georgia State

35+ Yard Plays *TD

Yds	Player(s)	Opponent
58	Javen Jacobs rush	Utah State
35	Ty Simpson pass to Isaiah Horton	Alabama
54	Ty Simpson pass to Ryan Williams	Alabama
62*	Garrett Nussmeier pass to Zavion Thomas	LSU
51	Caden Durham rush	LSU

15+ Yard Rushes *TD

Yds	Player(s)	Opponent
27	Kyron Drones	Virginia Tech
16	Rashul Faison	South Carolina
20	Rashod Amos	Georgia State
15	Bryson Barnes	Utah State
18	Bryson Barnes	Utah State
58	Javen Jacobs	Utah State
22	Jam Miller	Alabama
20*	Jam Miller	Alabama
51	Caden Durham	LSU



BIG PLAYS

20+ Yard Passes *TD

Yds	Players	Opponent
41	Diego Pavia to Eli Stowers	Charleston Southern
25	Diego Pavia to Tre Richardson	Charleston Southern
26*	Diego Pavia to Sedrick Alexander	Charleston Southern
27	Diego Pavia to Eli Stowers	Charleston Southern
21	Diego Pavia to Junior Sherrill	Virginia Tech
54*	Diego Pavia to Brycen Coleman	Virginia Tech
25	Diego Pavia to Tre Richardson	Virginia Tech
26*	Diego Pavia to Tre Richardson	Virginia Tech
26	Blaze Berlowitz to Jamezell Lassiter	Virginia Tech
24	Diego Pavia to Eli Stowers	South Carolina
48	Diego Pavia to Eli Stowers	Georgia State
26	Diego Pavia to Cole Spence	Georgia State
40	Diego Pavia to Junior Sherrill	Georgia State
26	Blaze Berlowitz to Tristen Brown	Georgia State
28	Drew Dickey to Tristen Brown	Georgia State
35	Whit Muschamp to Dominic Rezac	Georgia State
21*	Diego Pavia to Junior Sherrill	Utah State
30	Diego Pavia to Tre Richardson	Utah State
27	Diego Pavia to Eli Stowers	Utah State
53*	Diego Pavia to Richie Hoskins	Utah State
33	Diego Pavia to Cole Spence	Alabama
21	Diego Pavia to Cole Spence	LSU
25	Diego Pavia to Junior Sherrill	LSU

SCORING DRIVES
 Vanderbilt

Game	Qtr	Pts	Plays	Yds	TOP	Scoring Play
CSU	1	7	8	75	4:47	Barnett 9-yard pass from Pavia (B. Taylor kick)
CSU	1	7	4	53	1:32	Sherrill 12-yard pass from Pavia (B. Taylor kick)
CSU	2	7	14	89	7:45	Newberry 4-yard rush (B. Taylor kick)
CSU	2	7	5	64	1:51	Alexander 26-yard pass from Pavia (B. Taylor kick)
CSU	3	7	4	21	2:27	Young 4-yard rush (B. Taylor kick)
CSU	4	3	8	28	3:43	B. Taylor 35-yard field goal
CSU	4	7	4	59	2:12	Lassiter 35-yard rush (Rohmiller kick)
VT	2	7	2	75	0:15	Coleman 54-yard pass from Pavia (B. Taylor kick)
VT	2	3	12	64	6:51	B. Taylor 29-yard field goal
VT	3	7	11	75	6:58	Young 1-yard rush (B. Taylor kick)
VT	3	6	7	75	5:26	Richardson 26-yard pass from Pavia (kick failed)
VT	4	7	8	56	4:30	Alexander 18-yard rush (B. Taylor kick)
VT	4	7	3	72	1:39	Alexander 6-yard rush (B. Taylor kick)
VT	4	7	7	31	2:21	Stowers 9-yard pass from Berlowitz (B. Taylor kick)
SC	1	7	9	73	5:22	Alexander 18-yard pass from Pavia (B. Taylor kick)
SC	2	7	12	76	5:59	Sherrill 5-yard pass from Pavia (B. Taylor kick)
SC	3	7	4	75	2:20	Lassiter 44-yard rush (B. Taylor kick)
SC	4	3	6	18	3:48	B. Taylor 51-yard field goal
SC	4	7	5	37	2:29	Alexander 2-yard rush (B. Taylor kick)
GSU	1	7	8	75	4:32	Alexander 2-yard rush (B. Taylor kick)
GSU	1	7	4	71	1:31	Pavia 16-yard rush (B. Taylor kick)
GSU	1	7	3	35	1:23	Sherrill 8-yard rush (B. Taylor kick)
GSU	2	7	10	52	5:56	Newberry 2-yard rush (B. Taylor kick)
GSU	2	7	6	69	1:16	Newberry 8-yard rush (B. Taylor kick)
GSU	2	7	7	83	0:53	Alexander 10-yard pass from Pavia (B. Taylor kick)
GSU	3	7	2	64	0:47	Young 60-yard rush (B. Taylor kick)
GSU	4	7	6	70	3:07	Berlowitz 7-yard rush (B. Taylor kick)
GSU	4	7	5	41	2:16	Dickey 9-yard rush (Rohmiller kick)
USU	1	7	9	59	6:07	Sherrill 21-yard pass from Pavia (B. Taylor kick)
USU	2	7	8	65	5:08	Pavia 6-yard rush (B. Taylor kick)
USU	2	7	6	58	2:14	Sherrill 18-yard pass from Pavia (B. Taylor kick)
USU	2	7	3	60	0:23	Sherrill 18-yard pass from Pavia (B. Taylor kick)
USU	2	3	2	33	0:15	B. Taylor 46-yard field goal
USU	3	7	11	75	5:28	Stowers 10-yard pass from Pavia (B. Taylor kick)
USU	3	3	8	21	3:47	B. Taylor 31-yard field goal
USU	3	7	5	89	2:03	Hoskins 53-yard pass from Pavia (B. Taylor kick)
USU	4	7	6	75	3:02	Young 15-yard rush (Dewers kick)
UA	1	7	6	93	3:13	Alexander 65-yard rush (B. Taylor kick)
UA	2	7	10	38	4:23	Alexander 4-yard pass from Pavia (B. Taylor kick)
LSU	1	7	9	57	5:44	Pavia 1-yard run (B. Taylor kick)
LSU	2	7	14	75	8:58	Alexander 1-yard rush (B. Taylor kick)
LSU	2	3	7	50	0:37	B. Taylor 46-yard field goal
LSU	3	7	10	75	5:57	Spence 1-yard pass from Pavia (B. Taylor kick)
LSU	3	7	10	75	6:25	Pavia 21-yard run (B. Taylor kick)

20+ Yard Passes *TD

Yards	Players	Opponent
22	Kyron Drones to Donavon Greene	Virginia Tech
33	Kyron Drones to Tucker Holloway	Virginia Tech
33	LaNorris Sellers to Jordan Dingle	South Carolina
26	LaNorris Sellers to Nyck Harbor	South Carolina
24	Luke Doty to Donovan Murph	South Carolina
20	Luke Doty to Vandrevius Jacobs	South Carolina
32*	TJ Finley to DJ Riles	Georgia State
25	Bryson Barnes to Broc Lane	Utah State
24	Bryson Barnes to Javen Jacobs	Utah State
22	Jacob Conover to Broc Lane	Utah State
35	Ty Simpson to Isaiah Horton	Alabama
27*	Ty Simpson to Germie Bernard	Alabama
54	Ty Simpson to Ryan Williams	Alabama
30	Ty Simpson to Lotzeir Brooks	Alabama
20	Ty Simpson to Germie Bernard	Alabama
24*	Garrett Nussmeier to Trey'Dez Green	LSU
62*	Garrett Nussmeier to Zavion Thomas	LSU

Opponents

Game	Qtr	Pts	Plays	Yds	TOP	Scoring Play
CSU	4	3	11	54	7:07	Gordon 38-yard field goal
VT	1	3	15	64	7:49	Love 28-yard field goal
VT	1	7	8	85	4:27	Hairston 2-yard pass from Drones (Love kick)
VT	2	7	6	27	2:15	Drones 1-yard rush (Love kick)
VT	2	3	13	65	4:19	Love 27-yard field goal
SC	1	7	7	75	3:35	Faison 7-yard rush (Joyce kick)
GSU	1	3	8	41	4:36	McAlister 52-yard field goal
GSU	2	6	13	75	6:12	Simmons 4-yard pass from Brown (kick blocked)
GSU	3	6	5	34	3:16	Blackburn 3-yard pass from Finley (rush failed)
GSU	4	6	11	75	4:57	Riles 32-yard pass from Finley (pass failed)
USU	1	7	8	75	3:55	Davis 18-yard pass from Barnes (Rinker kick)
USU	2	7	10	75	5:07	Sterzer 10-yard pass from Barnes (Rinker kick)
USU	2	7	5	75	1:00	Pegan 9-yard pass from Barnes (Rinker kick)
USU	4	7	2	72	0:51	Boyd 14-yard pass from Conover (Rinker kick)
USU	4	7	12	75	4:26	Jacobs 6-yard pass from Conover (Rinker kick)
UA	2	7	12	92	7:24	Williams 14-yard pass from Simpson (Talty kick)
UA	2	7	6	78	1:11	Bernard 27-yard pass from Simpson (Talty kick)
UA	3	3	6	68	3:34	Talty 38-yard field goal
UA	3	3	11	66	5:56	Talty 30-yard field goal
UA	4	3	16	69	8:29	Talty 30-yard field goal
UA	4	7	4	28	1:01	Miller 20-yard rush (Talty kick)
LSU	1	3	12	44	5:28	Ramos 48-yard field goal
LSU	2	7	8	75	3:48	T. Green 24-pass from Nussmeier (Ramos kick)
LSU	2	3	6	11	0:58	Ramos 42-yard field goal
LSU	3	8	5	92	2:03	Z. Thomas 62-yard pass from Nussmeier (T. Green pass from Nussmeier)
LSU	4	3	9	69	3:48	Ramos 23-yard field goal



RECORDS QUICK GLANCE

Offense

Rushing Yards

Game	1.	321 • Frank Mordica vs. Air Force, 1978
	10.	180 • Twice
	2025	95 • Makhilyn Young at Virginia Tech
Season	1.	1,283 • Ralph Webb, 2016
	10.	1,028 • Ke'Shawn Vaughn, 2019
	2025	438 • Diego Pavia
Career	1.	4,173 • Ralph Webb, 2014-17
	10.	2,021 • Rodney Williams, 1998-2001
	Active	1,318 • Sedrick Alexander, 2023-pres.
Senior	1.	1,141 • Zac Stacy, 2012
	9.	801 • Diego Pavia, 2024
	1.	1,283 • Ralph Webb, 2016
Junior	10.	639 • Norval McKenzie, 2003
	1.	1,152 • Ralph Webb, 2015
	10.	586 • Sedrick Alexander, 2024
Freshman	1.	907 • Ralph Webb, 2014
	10.	461 • Dean Davidson, 1947

Rushing Attempts

Game	1.	35 • Three times
	5.	31 • Ralph Webb, 2014
	2025	17 • Diego Pavia vs. LSU
Season	1.	277 • Ralph Webb, 2015
	10.	198 • Ke'Shawn Vaughn, 2019
	2025	77 • Diego Pavia
Career	1.	931 • Ralph Webb, 2014-17
	10.	453 • Jay Cutler, 2002-05
	Active	323 • Sedrick Alexander, 2023-pres.

Rushing Touchdowns

Game	1.	5 • Frank Mordica vs. Air Force, 1978
	10.	3 • 12 times
	2025	2 • Alexander at VT / Newberry vs. GSU / Pavia vs. LSU
Season	1.	14 • Twice
	10.	9 • Three times
	2025	6 • Sedrick Alexander
Career	1.	32 • Ralph Webb, 2014-17
	5.	18 • Cassen Jackson-Garrison, 2004-07
	6.	17 • Chris Nickson, 2005-08 / Jay Cutler, 2002-05
	8.	16 • Sedrick Alexander, 2023-pres.

Passing Yards

Game	1.	464 • Whit Taylor at Tennessee, 1981
	10.	367 • Kyle Shurmur vs. Tennessee, 2018
	2025	321 • Diego Pavia vs. Utah State
Season	1.	3,178 • Kurt Page, 1983
	10.	2,409 • Kyle Shurmur, 2016
	2025	1,569 • Diego Pavia
Career	1.	8,865 • Kyle Shurmur, 2015-18
	7.	4,292 • Ken Seals, 2020-23
	8.	4,063 • Jordan Rodgers, 2011-12
Senior	9.	3,8762 • Diego Pavia, 2024-pres.
	1.	3,130 • Kyle Shurmur, 2018
	8.	2,293 • Diego Pavia, 2024
Junior	1.	3,178 • Kurt Page, 1983
	10.	1,383 • Mike Wright, 1977
	1.	2,409 • Kyle Shurmur, 2016
Sophomore	10.	1,126 • Larry Smith, 2009
	1.	1,928 • Ken Seals, 2020
	10.	642 • Patton Robinette, 2013

Passing Attempts

Game	1.	66 • Jay Cutler vs. Kentucky, 2005
	10.	49 • Four times
	2025	35 • Diego Pavia at Alabama
Season	1.	493 • Kurt Page, 1983
	10.	350 • Kurt Page, 1984
	2025	183 • Diego Pavia
Career	1.	1,264 • Kyle Shurmur, 2015-18
	10.	580 • John Gromos, 1985, 1987-89
	Active	481 • Diego Pavia, 2024-pres.

Passing Completions

Game	1.	39 • Jay Cutler vs. Kentucky, 2005
	9.	29 • Five times
	2025	26 • Diego Pavia vs. Utah State
Season	1.	286 • Kurt Page, 1983
	10.	193 • Austyn Carta-Saumels, 2013
	2025	129 • Diego Pavia
Career	1.	722 • Kyle Shurmur, 2015-18
	7.	365 • Eric Jones, 1986-88
	8.	310 • Larry Smith, 2008-11
Senior	9.	307 • Damian Allen, 1994-97
	10.	306 • Diego Pavia, 2024-pres.

Completion Pct.

Game	1.	88.6 • Kyle Shurmur vs. Tennessee, 2018
	3.	83.3 • Diego Pavia at Kentucky, 2024
	6.	80.0 • Diego Pavia vs. Charleston Southern, 2025
Season	1.	80.0 • Diego Pavia vs. Alabama, 2024
	1.	74.4 • Jim Looney, 1953
	9.	59.4 • Diego Pavia, 2024
Junior	10.	59.1 • Jay Cutler, 2005
	2025	70.5 • Diego Pavia
Career	1.	60.5 • Ken Seals, 2020-23
	2.	51.2 • John Gromos, 1985, 1987-89
	Active	63.6 • Diego Pavia, 2024-pres.

Passing Touchdowns

Game	1.	5 • Diego Pavia vs. Utah State
		5 • Three other times
	5.	4 • Nine times
Season	1.	26 • Kyle Shurmur, 2017
	5.	20 • Diego Pavia, 2024
	2025	15 • Diego Pavia
Career	1.	64 • Kyle Shurmur, 2015-18
	3.	41 • Greg Zolman, 1998-2001 / Whit Taylor, 1979-82
	6.	35 • Diego Pavia, 2024-pres.

Receptions

Game	1.	20 • Norman Jordan vs. Air Force, 1982
	9.	13 • Six times
	2025	6 • Three individuals vs. USU / Junior Sherrill at UA
Season	1.	112 • Jordan Matthews, 2013
	10.	70 • Chuck Scott, 1983
	2025	28 • Eli Stowers
Career	1.	262 • Jordan Matthews, 2010-13
	10.	136 • Trent Sherfield, 2014-17
	Active	77 • Eli Stowers, 2024-pres.
Senior	1.	112 • Jordan Matthews, 2013
	10.	53 • Tavarus Hogans, 1999
	1.	97 • Keith Edwards, 1983
Junior	10.	50 • Jared Pinkney, 2018 / Allama Matthews, 1981
	1.	82 • Earl Bennett, 2006
	10.	41 • Three times
Sophomore	1.	79 • Earl Bennett, 2005
	10.	28 • CJ Duncan, 2014 / Brandon Barden, 2008

Receiving Yards

Game	1.	240 • Trent Sherfield vs. Austin Peay, 2015
	10.	184 • Three times
	2025	91 • Junior Sherrill vs. Utah State
Season	1.	1,477 • Jordan Matthews, 2013
	10.	916 • Kalija Lipscomb, 2018
	2025	355 • Eli Stowers
Career	1.	3,759 • Jordan Matthews, 2010-13
	10.	1,869 • Trent Sherfield, 2014-17
	Active	1,008 • Junior Sherrill, 2023-pres.

Receiving TDs

Game	1.	5 • Earl Bennett vs. Kentucky, 2005
	3.	3 • Junior Sherrill vs. Utah State
		3 • Four other times
Season	1.	14 • Allama Matthews, 1982
	8.	8 • Seven times
	2025	5 • Junior Sherrill
Career	1.	24 • Jordan Matthews, 2010-13
	9.	16 • Carl Parker, 1985-87
	10.	14 • Jared Pinkney, 2015-19 / Eric Davis, 2002-05
	Active	11 • Junior Sherrill, 2023-pres.

Total Offense

Season	1.	3,288 • Jay Cutler, 2005
	18.	2,193 • Jay Cutler, 2004
	19.	2,007 • Diego Pavia
Career	1.	9,953 • Jay Cutler, 2002-05
	6.	6,008 • Kurt Page, 1981-84
	7.	5,101 • Diego Pavia, 2024-pres.

Total Touchdowns

Season	1.	14 • Four times
	7.	12 • Carl Parker, 1987 / Charley Horton, 1955
	2025	10 • Sedrick Alexander
Career	1.	34 • Ralph Webb, 2014-17
	5.	24 • Ke'Shawn Vaughn, 2018-19 / Marcus Wilson, 1989-92
	Active	21 • Sedrick Alexander, 2023-pres.



RECORDS QUICK GLANCE
 Defense & Special Teams

Tackles

Game	1.	37 • Chris Gaines vs. Tulane, 1987
	2025	12 • CJ Heard at South Carolina
Season	1.	214 • Chris Gaines, 1987
	10.	140 • Twice
2025	35 • CJ Heard	
Career	1.	458 • Andrew Coleman, 1978-81
	10.	388 • Shelton Quarles, 1990-93
Active	182 • Langston Patterson, 2022-pres.	

Tackles for Loss

Game	1.	5.0 • Jaylen Mahoney at Missouri, 2022
	2025	5.0 • Stephen Weatherly vs. Tenn., 2014
2025	2.5 • Five times	
Season	1.	23.0 • Jamie Winborn, 1999
	10.	13.0 • Anfernee Ojji, 2021 / Steveb Bearden, 1982
2025	8.5 • Miles Capers	
Career	1.	45.0 • Jamie Winborn
	8.	28.5 • Twice
Active	20 • Miles Capers, 2021-pres.	

Sacks

Season	1.	12.0 • Alan Young, 1993
	10.	6.5 • Matt Stewart, 2000
2025	4.5 • Miles Capers	
Career	1.	21.5 • Alan Young, 1989, 1991-93
	Active	8.5 • Miles Capers, 2021-pres.

Interceptions

Game	1.	3 • Five times
	2025	1 • Four times
Season	1.	8 • Twice
	10.	5 • 10 Times
2025	1 • CJ Heard / Martel Hight / Bryan Longwell / Zaylin Wood	
Career	1.	15 • Casey Hayward, 2008-11
	10.	10 • Five times
Active	4 • Martel Hight, 2023-pres.	

Interception Return Yards

Game	1.	128 • Archibald Barnes vs. Tenn., 2011
	3.	100 • Trey Wilson vs. Presbyterian, 2012
2025	11 • Zaylin Wood at South Carolina	
Season	1.	182 • Trey Wilson, 2012
	2025	11 • Zaylin Wood
Career	1.	229 • Robert Davis, 1990-93
	Active	40 • Martel Hight, 2023-pres.

INT Returns for TD

Season	1.	2 • Trey Wilson 2011, 2012 / Jay Chesley, 1974
	2025	
Career	1.	4 • Trey Wilson, 2009-12

Forced Fumbles

Season	1.	5 • Three times
	4.	4 • Seven times
2025	2 • Bryce Cowan	
Career	1.	8 • Twice
	4.	5 • Kenny Ladler, 2010-13 / Shelton Quarles, 1990-93
Active	4 • Miles Capers, 2021-pres.	

Fumble Recoveries

Season	1.	5 • Reggie Calvin, 1977
	2.	4 • Seven times
2025	1 • Six individuals	
Career	1.	7 • Zach Cunningham, 2014-16
	2.	6 • Five times
Active	2 • Langston Patterson, 2022-pres. / Nick Rinaldi, 2022-pres.	

Pass Break-Ups

Season	1.	18 • Andre Hal, 2013
	10.	12 • Twice
2025	3 • Randon Fontenette / Khordae Sydnor	
Career	1.	34 • Twice
	Active	11 • Randon Fontenette, 2024-pres.

Field Goals Attempts

Game	1.	5 • Four times
	2025	2 • Brock Taylor vs. Utah State
Season	1.	24 • Carey Spear, 2012
	2025	6 • Brock Taylor
Career	1.	47 • John Markham, 1997-2000
	5.	38 • Tommy Openshaw, 2014-17
Active	27 • Brock Taylor, 2023-pres.	

Field Goals Made

Game	1.	4 • Twice
	2025	2 • Brock Taylor vs. Utah State
Season	1.	20 • Carey Spear, 2012
	2025	6 • Brock Taylor
Career	1.	47 • John Markham, 1997-2000
	5.	38 • Tommy Openshaw, 2014-17
Active	24 • Brock Taylor, 2023-pres.	

Field Goal Percentage

Season	1.	.857 • Hawkins Golden (12-14), 1973
	2025	1.000 • Brock Taylor (6-6)
Career	1.	.889 • Brock Taylor (24-27), 2023-pres.
	2.	.780 • Carey Spear (39-50), 2010-13

Extra Point Attempts

Game	1.	9 • Brock Taylor vs. Georgia State, 2025
		9 • Zack Clinard vs. Tenn. Tech, 1947
Season	1.	48 • Zack Clinard, 1948 / Carey Spear, 2013
	3.	47 • Ryley Guay, 2018
2025	36 • Brock Taylor	
Career	1.	121 • Bryant Hahnfeldt, 2005-08
	2.	111 • Tommy Openshaw, 2014-17
Active	76 • Brock Taylor, 2023-pres.	

Extra Points Made

Game	1.	9 • Brock Taylor vs. Georgia State, 2025
	2.	8 • Zack Clinard, twice
Season	1.	48 • Carey Spear, 2013
	2.	47 • Ryley Guay, 2018
2025	35 • Brock Taylor	
Career	1.	117 • Bryan Hahnfeldt, 2005-08
	3.	101 • Carey Spear, 2010-13
Active	74 • Brock Taylor, 2023-pres.	

Extra Point Pct.

Season	1.	1.000 • Five Times, Most Recent: Joseph Bulovas, 2021
	2025	.972 • Brock Taylor (35-36)
Career	1.	.991 • Tommy Openshaw (110-111)
	3.	.967 • Bryan Hahnfeldt (117-121)
Active	.974 • Brock Taylor (74-76), 2023-pres.	

Punts

Game	1.	14 • Twice
	2025	3 • Nick Haberer at South Carolina / at Alabama
Season	1.	84 • Richard Kent, 2010
	6.	78 • Bill Marinangel, 1996
2025	12 • Nick Haberer	
Career	1.	277 • Jim Arnold, 1979-82
	5.	207 • Richard Kent, 2010-12
Active	12 • Nick Haberer, 2025	

Punt Yards

Game	1.	560 • Bill Marinangel at Georgia, 1996
	2025	134 • Nick Haberer at Alabama
Season	1.	3,586 • Bill Marinangel, 1996
	7.	3,089 • Jim Arnold, 1981
2025	575 • Nick Haberer	
Career	1.	12,171 • Jim Arnold, 1979-82
	5.	8,882 • Richard Kent, 2010-12
Active	575 • Nick Haberer, 2025	

Punting Average

Game	1.	53.1 • Jim Arnold vs. North Carolina, 1982
	(min. 5 att) 2.	52.9 • Jesse Mirco at Auburn, 2024
Season	1.	48.2 • Ricky Anderson, 1984
	10.	43.5 • Jim Arnold, 1981
2025	47.9 • Nick Haberer	
Career	1.	48.0 • Jesse Mirco, 2024
	2.	46.5 • Matthew Hayball, 2022-23
Active	47.9 • Nick Haberer, 2025	

Kickoff Returns

Game	1.	8 • Twice
	3.	7 • Three times
2025	2 • Tre Richardson at South Carolina / vs. LSU	
Season	1.	40 • Warren Norman, 2009
	8.	30 • Kwane Doster, 2004
2025	8 • Tre Richardson	
Career	1.	108 • Darrius Sims, 2013-16
	3.	85 • Tony Jackson, 1989-93
Active	16 • Junior Sherrill, 2022-pres.	

Kickoff Return Yards

Game	1.	243 • Kwane Doster at Ole Miss, 2002
	2.	217 • Darrius Sims vs. South Carolina, 2014
2025	59 • Tre Richardson vs. LSU	
Season	1.	1,050 • Warren Norman, 2009
	10.	616 • Kwane Doster, 2002
2025	242 • Tre Richardson	
Career	1.	2,558 • Darrius Sims, 2013-16
	10.	1,388 • Clay Parker, 1981-83, 1985
Active	427 • Junior Sherrill, 2023-pres.	

Punt Returns

Game	1.	8 • Twice
	3.	7 • Twice
2025	2 • Martel Hight vs. Georgia State / vs. Utah State	
Season	1.	43 • Lee Nalley, 1948
	30 • Doug Matthews, 19688	
2025	5 • Martel Hight	
Career	1.	112 • Lee Nalley, 1947-49
	3.	85 • Tony Jackson, 1989-93
Active	24 • Martel Hight, 2023-pres.	

Punt Return Yards

Game	1.	203 • Lee Nalley vs. Kentucky, 1948
	2025	24 • Martel Hight vs. Georgia State
Season	1.	791 • Lee Nalley, 1948
	5.	305 • Alvin Duke, 1995
2025	61 • Martel Hight	
Career	1.	1,708 • Lee Nalley, 1947-49
	9.	414 • Jimmy Williams, 1997-2000
10.	402 • Walter Overton, 1971-72	
	Active	348 • Martel Hight, 2023-pres.



RESULTS

	Date	Opponent		Score	Overall	Conf	Time	Attend
	08/30/2025	Charleston So.	W	45-3	1-0	0-0	3:16	35000
	09/06/2025	at Virginia Tech	W	44-20	2-0	0-0	3:24	65632
*	09/13/2025	at South Carolina	W	31-7	3-0	1-0	3:08	79873
	09/20/2025	Georgia St.	W	70-21	4-0	1-0	3:49	35000
	09/27/2025	Utah St.	W	55-35	5-0	1-0	3:20	33688
*	10/04/2025	at Alabama	L	14-30	5-1	1-1	3:43	100077
*	10/18/2025	LSU	W	31-24	6-1	2-1	3:15	35000



TEAM STATS

	VU	OPP
Scoring	290	140
Points per game	41.4	20.0
Points Off Turnovers	21	24
First Downs	167	121
Rushing	71	38
Passing	84	70
Penalty	12	13
Rushing Yardage	1491	645
Yards gained rushing	1571	875
Yards lost rushing	80	230
Rushing attempts	236	191
Average per rush	6.3	3.4
Average per game	213.0	92.1
TDs Rushing	22	3
Passing Yardage	1713	1560
Comp-Att-Int	137-200-4	152-227-4
Average per pass	8.6	6.9
Average per catch	12.5	10.3
Average per game	244.7	222.9
TDs Passing	16	13
Total offense	3204	2205
Total plays	436	418
Average per play	7.3	5.3
Average per game	457.7	315.0
Kick returns: #-Yards	9-252	11-237
Punt returns: #-Yards	8-88	3-13
Int returns: #-Yards	4-18	4-32
Kick return average	28.0	21.5
Punt return average	11.0	4.3
Int return average	4.5	8.0
Fumbles-Lost	4-2	8-6
Penalties-Yards	48-443	44-390
Average per game	63.3	55.7
Punts-Yards	12-575	27-1144
Average per punt	47.9	42.4
Net punt average	43.5	39.9
Kickoffs-Yards	51-3268	32-1977
Average per kick	64.1	61.8
Net kick average	39.2	37.0
Time of possession / game	31:45	28:15
3rd-down conversion	39/70	36/95
3rd-down pct	56%	38%
4th-down conversion	5/9	7/12



TEAM STATS

	VU	OPP
4th-down pct	56%	58%
Sacks by-Yards	20-159	5-31
Misc Yards	0	0
Touchdowns scored	39	16
Field goals - attempts	6-6	10-14
On-Side kicks	0-0	0-1
Red-zone scores	(32-36) 89%	(18-20) 90%
Red-zone touchdowns	(29-36) 81%	(12-20) 60%
PAT-attempts	(38-39) 97%	(12-13) 92%
2-point conversion-attempts	(0-0) 0%	(1-3) 33%
Attendance	138688	245582
Games / Avg per game	4/34672	3/81861
Neutral site games	-	0/0

Score by Periods

Team	1st	2nd	3rd	4th	OT	TOT
Vanderbilt	63	93	72	62	0	290
Opponents	30	54	20	36	0	140



INDIVIDUAL STATS

Rushing

Player	gp	att	gain	loss	net	avg	td	lg	avg/g
Diego Pavia	7	77	481	43	438	5.7	4	36	62.6
Sedrick Alexander	7	63	369	8	361	5.7	6	65	51.6
Makhilyn Young	7	27	296	0	296	11.0	4	62	42.3
Jamezell Lassiter	7	8	146	2	144	18.0	2	48	20.6
Blaze Berlowitz	5	9	77	4	73	8.1	1	43	14.6
Tre Richardson	7	7	59	0	59	8.4	0	21	8.4
AJ Newberry	6	14	53	5	48	3.4	3	16	8.0
Kayleb Barnett	7	4	22	0	22	5.5	0	11	3.1
Richie Hoskins	7	1	15	0	15	15.0	0	15	2.1
Drew Dickey	2	3	14	1	13	4.3	1	9	6.5
Brycen Coleman	7	1	8	0	8	8.0	0	8	1.1
Whit Muschamp	1	1	8	0	8	8.0	0	8	8.0
Gabe Fields	2	5	9	1	8	1.6	0	3	4.0
Junior Sherrill	7	2	8	4	4	2.0	1	8	0.6
Chase Gillespie	2	1	2	0	2	2.0	0	2	1.0
Martel Hight	7	1	2	0	2	2.0	0	2	0.3
Tristen Brown	7	1	2	0	2	2.0	0	2	0.3
Team	7	11	0	12	-12	-1.1	0	0	-1.7
Total	7	236	1571	80	1491	6.3	22	65	213.0
Opponents	7	191	875	230	645	3.4	3	58	92.1

Passing

Player	gp	effic	comp-att-int	pct	yds	td	lg	avg/g
Diego Pavia	7	165.2	129-183-4	70.5	1569	15	54	224.1
Blaze Berlowitz	5	122.4	5-12-0	41.7	76	1	26	15.2
Whit Muschamp	1	178.7	2-3-0	66.7	40	0	35	40.0
Drew Dickey	2	167.6	1-2-0	50.0	28	0	28	14.0
Total	7	162.8	137-200-4	68.5	1713	16	54	244.7
Opponents	7	140.1	152-227-4	67.0	1560	13	62	222.9

Receiving

Player	gp	no.	yds	avg	td	lg	avg/g
Eli Stowers	7	28	355	12.7	2	48	50.7
Junior Sherrill	7	25	304	12.2	5	40	43.4
Tre Richardson	7	20	242	12.1	1	30	34.6
Richie Hoskins	7	14	172	12.3	1	53	24.6
Sedrick Alexander	7	10	105	10.5	4	26	15.0
Cole Spence	7	8	127	15.9	1	33	18.1
Martel Hight	7	7	64	9.1	0	18	9.1
Makhilyn Young	7	6	43	7.2	0	18	6.1
Tristen Brown	7	5	91	18.2	0	28	13.0
Kayleb Barnett	7	5	47	9.4	1	13	6.7
Brycen Coleman	7	3	67	22.3	1	54	9.6
Jamezell Lassiter	7	3	43	14.3	0	26	6.1
Dominic Rezac	2	1	35	35.0	0	35	17.5
Trent Hudson	5	1	13	13.0	0	13	2.6
Joseph McVay	6	1	5	5.0	0	5	0.8
Total	7	137	1713	12.5	16	54	244.7
Opponents	7	152	1560	10.3	13	62	222.9

Punt Returns

Player	no.	yds	avg	td	lg
Martel Hight	6	61	10.2	0	19
Jamison Curtis	1	21	21.0	1	17
Tristen Brown	1	6	6.0	0	6
Total	8	88	11.0	1	19
Opponents	3	13	4.3	0	11

Interceptions

Player	no.	yds	avg	td	lg
Zaylin Wood	1	11	11.0	0	11
Martel Hight	1	0	0.0	0	0
Bryan Longwell	1	7	7.0	0	7
CJ Heard	1	0	0.0	0	0
Total	4	18	4.5	0	11
Opponents	4	32	8.0	0	20

Kick Returns

Player	no.	yds	avg	td	lg
Tre Richardson	8	242	30.3	0	46
Jaylon Stone	1	10	10.0	0	10
Total	9	252	28.0	0	46
Opponents	11	237	21.5	0	43

Fumbles Recovered

Player	no.	yds	avg	td	lg
Miles Capers	1	7	7.0	0	7
Khordae Sydnor	1	0	0.0	0	0
Kolbey Taylor	1	0	0.0	0	0
Jordan Matthews	1	0	0.0	0	0
Jailen Ruth	1	0	0.0	0	0
Jaylon Stone	1	0	0.0	0	0
Total	6	7	1.2	0	7
Opponents	2	0	0.0	0	0



INDIVIDUAL STATS

Scoring

			PAT						
Player	td	fg	kick	rush	rcv	pass	dxp	saf	pts
Sedrick Alexander	10	-	-	-	-	-	-	-	60
Brock Taylor	-	6-6	35-36	-	-	-	-	-	53
Junior Sherrill	6	-	-	-	-	-	-	-	36
Diego Pavia	4	-	-	-	-	-	-	-	24
Makhilyn Young	4	-	-	-	-	-	-	-	24
AJ Newberry	3	-	-	-	-	-	-	-	18
Eli Stowers	2	-	-	-	-	-	-	-	12
Jamezell Lassiter	2	-	-	-	-	-	-	-	12
Richie Hoskins	1	-	-	-	-	-	-	-	6
Drew Dickey	1	-	-	-	-	-	-	-	6
Cole Spence	1	-	-	-	-	-	-	-	6
Blaze Berlowitz	1	-	-	-	-	-	-	-	6
Brycen Coleman	1	-	-	-	-	-	-	-	6
Jamison Curtis	1	-	-	-	-	-	-	-	6
Tre Richardson	1	-	-	-	-	-	-	-	6
Kayleb Barnett	1	-	-	-	-	-	-	-	6
Mason Rohmiller	-	-	2-2	-	-	-	-	-	2
Justin Dewers	-	-	1-1	-	-	-	-	-	1
Total	39	6-6	38-39	0	0	0	0	0	290
Opponents	16	10-14	12-13	0	1	1	0	0	140

Field Goals

Player	fg	pct.	01-19	20-29	30-39	40-49	50-99	lg	blk
Brock Taylor	6-6	100.0	0-0	1-1	2-2	2-2	1-1	51	0
Opponents	10-14	71.4	0-0	3-3	4-4	2-4	1-3	52	1

FG Sequence

Team Name	Vanderbilt	Opponents
Charleston So.	(35)	(38)
Virginia Tech	(29)	(28),(27)
South Carolina	(51)	53
Georgia St.		(52),49
Utah St.	(46),(31)	
Alabama		47,(38),(30),(30)
LSU	(46)	(48),52,(42),(23)

Numbers in (parentheses) indicate field goal was made

Total Offense

Player	g	plays	rush	pass	total	avg/g
Diego Pavia	7	260	438	1569	2007	286.7
Sedrick Alexander	7	63	361	0	361	51.6
Makhilyn Young	7	27	296	0	296	42.3
Blaze Berlowitz	5	21	73	76	149	29.8
Jamezell Lassiter	7	8	144	0	144	20.6
Tre Richardson	7	7	59	0	59	8.4
AJ Newberry	6	14	48	0	48	8.0
Whit Muschamp	1	4	8	40	48	48.0
Drew Dickey	2	5	13	28	41	20.5
Kayleb Barnett	7	4	22	0	22	3.1
Richie Hoskins	7	1	15	0	15	2.1
Brycen Coleman	7	1	8	0	8	1.1
Gabe Fields	2	5	8	0	8	4.0
Junior Sherrill	7	2	4	0	4	0.6
Chase Gillespie	2	1	2	0	2	1.0
Martel Hight	7	1	2	0	2	0.3
Tristen Brown	7	1	2	0	2	0.3
Team	7	0	-12	0	-12	-1.7
Total	7	436	1491	1713	3204	457.7
Opponents	7	418	645	1560	2205	315.0

Punting

Player	no.	yds	avg	lg	tb	fc	i20	50+	blk
Nick Haberer	12	575	47.9	56	2	6	4	5	0
Total	12	575	47.9	56	2	6	4	5	0
Opponents	27	1144	42.4	62	0	7	5	8	1

Kickoffs

Player	no.	yds	avg	tb	ob	retn	net	ydln
Brock Taylor	35	2231	63.7	25	2			
Justin Dewers	16	1037	64.8	12	1			
Total	51	3268	64.1	37	3	11	39.2	25
Opponents	32	1977	61.8	19	1	9	37	28



INDIVIDUAL STATS

All Purpose

Player	g	rush	rcv	pr	kr	ir	total	avg/g
Tre Richardson	7	59	242	0	242	0	543	77.6
Sedrick Alexander	7	361	105	0	0	0	466	66.6
Diego Pavia	7	438	0	0	0	0	438	62.6
Eli Stowers	7	0	355	0	0	0	355	50.7
Makhilyn Young	7	296	43	0	0	0	339	48.4
Junior Sherrill	7	4	304	0	0	0	308	44.0
Richie Hoskins	7	15	172	0	0	0	187	26.7
Jamezell Lassiter	7	144	43	0	0	0	187	26.7
Cole Spence	7	0	127	0	0	0	127	18.1
Martel Hight	7	2	64	61	0	0	127	18.1
Tristen Brown	7	2	91	6	0	0	99	14.1
Brycen Coleman	7	8	67	0	0	0	75	10.7
Blaze Berlowitz	5	73	0	0	0	0	73	14.6
Kayleb Barnett	7	22	47	0	0	0	69	9.9
AJ Newberry	6	48	0	0	0	0	48	8.0
Dominic Rezac	2	0	35	0	0	0	35	17.5
Jamison Curtis	4	0	0	21	0	0	21	5.3
Drew Dickey	2	13	0	0	0	0	13	6.5
Trent Hudson	5	0	13	0	0	0	13	2.6
Zaylin Wood	7	0	0	0	0	11	11	1.6
Jaylon Stone	7	0	0	0	10	0	10	1.4
Whit Muschamp	1	8	0	0	0	0	8	8.0
Gabe Fields	2	8	0	0	0	0	8	4.0
Bryan Longwell	7	0	0	0	0	7	7	1.0
Joseph McVay	6	0	5	0	0	0	5	0.8
Chase Gillespie	2	2	0	0	0	0	2	1.0
Team	7	-12	0	0	0	0	-12	-1.7
Total	7	1491	1713	88	252	18	3562	508.9
Opponents	7	645	1560	13	237	32	2487	355.3



OVERALL DEFENSE

			Tackles				Sacks	Pass defense			Fumbles		blkd	
##	Player	gp	ua	a	tot	tfl/yds	no-yds	int-yds	brup	qbh	fr-yds	ff	kick	saf
8	CJ Heard	7	26	9	35	1-16	1-16	1-0	.	3
11	Bryan Longwell	7	16	12	28	4.5-9	.	1-7	2	4
10	Langston Patterson	7	12	13	25	0.5-1
7	Marlen Sewell	7	10	11	21
29	Miles Capers	7	12	8	20	8.5-58	4.5-42	.	2	4	1-7	1	.	.
4	Martel Hight	7	14	6	20	0.5-1	.	1-0
24	Nick Rinaldi	7	12	8	20	5-30	2-18	.	1	4
96	Khordae Sydnor	7	9	9	18	6.5-37	2.5-16	.	2	4	1-0	.	1	.
2	Randon Fontenette	7	14	4	18	4-12	.	.	3	2	.	1	.	.
1	Dontae Carter	7	9	8	17
22	Bryce Cowan	7	12	4	16	1-18	1-18	.	.	2	.	2	.	.
15	Zaylin Wood	7	8	7	15	3.5-23	3-22	1-11	2	2
6	Jordan Matthews	7	10	2	12	.	.	.	2	.	1-0	1	.	.
92	Jaylon Stone	7	3	8	11	1.5-2	.	.	2	1	1-0	1	.	.
53	Glenn Seabrooks III	7	6	5	11	0.5-1
20	Prince Kollie	7	7	4	11	1
17	Mark Davis	6	8	2	10	1-3	.	.	2
99	Joshua Singh	6	6	4	10	3.5-13	1-10	.	1	2
3	Kolbey Taylor	7	7	1	8	1-3	.	.	2	.	1-0	.	.	.
23	Carson Lawrence	7	5	1	6	.	.	.	1
0	Marlon Jones Jr.	5	3	3	6
9	Keanu Koht	7	2	3	5	1-3	1-3	.	1	1
94	Bradley Mann	7	2	3	5
34	Austin Howard	7	3	2	5	1-1
95	Linus Zunk	7	2	3	5	2.5-3	2-3	.	.	2
40	Jamison Curtis	4	3	2	5	1	.
26	Cayden Daniels	3	3	1	4
27	Jaylin Lackey	7	3	1	4	1
55	Aaron Bryant	7	1	2	3	1-1
33	Vanzale Hinton	6	3	.	3	.	.	.	1	.	.	1	.	.
32	Mason Carter	7	2	1	3	1
18	Jalen Gilbert	7	3	.	3
54	Mason Nelson	6	2	1	3	1-5	1-5
15	Joseph McVay	6	2	.	2
97	Hayden Bray	5	1	1	2	1-6	1-6
82	Brycen Coleman	7	1	.	1
45	Emmanuel Adebi	7	1	.	1	1	.
14	Jailen Ruth	7	1	.	1	1-0	.	.	.
35	Payne Daniel	2	1	.	1
5	Yilanan Ouattara	1	.	1	1
93	Nikhil Jefferson	1	1



TEAM GAME-BY-GAME

		Rushing				Receiving				Passing				Kick Returns				Punt Returns				tot		
Date	Opponent	no.	yds	td	lg	no.	yds	td	lg	cmp	att	int	yds	td	lg	no.	yds	td	lg	no.	yds	td	lg	off
08/30/2025	Charleston So.	31	201	3	35	21	280	3	41	21	28	0	280	3	41	1	29	0	29	1	11	0	11	481
09/06/2025	at Virginia Tech	37	262	3	62	14	228	3	54	14	20	1	228	3	54	0	0	0	0	0	0	0	0	490
09/13/2025	at South Carolina	37	146	2	44	18	177	2	24	18	26	1	177	2	24	2	40	0	26	0	0	0	0	323
09/20/2025	Georgia St.	37	286	8	60	23	349	1	48	23	34	0	349	1	48	1	46	0	46	4	51	1	19	635
09/27/2025	Utah St.	30	222	2	48	26	321	5	53	26	35	1	321	5	53	2	51	0	41	2	9	0	7	543
10/04/2025	at Alabama	19	135	1	65	21	198	1	33	21	35	1	198	1	33	1	27	0	27	0	0	0	0	333
10/18/2025	LSU	45	239	3	43	14	160	1	25	14	22	0	160	1	25	2	59	0	43	1	17	0	17	399
Vanderbilt		236	1491	22	65	137	1713	16	54	137	200	4	1713	16	54	9	252	0	46	8	88	1	19	3204
Opponents		191	645	3	58	152	1560	13	62	152	227	4	1560	13	62	11	237	0	43	3	13	0	11	2205

Vanderbilt Averages

Games	Avg/ rush	Avg/ catch	Pass effc	KR avg	PR avg	All purpose avg/game	Total offense avg/game
7	6.3	12.5	162.8	28.0	11.0	508.9	457.7

Date	Opponent	Tackles				Sacks no-yds	Fumble		Pass Defense			blkd kick	PAT attempts			off		
		ua	a	total	tfl-yds		ff	fr-yds	int-yds	qbh	brup		kick	rush	rcv	saf	t/o	pts
08/30/2025	Charleston So.	27	20	47	7.0-32	3-22	1	1-0	1-0	3	3	0	6-6	0	0	0	7	45
09/06/2025	at Virginia Tech	33	22	55	8.0-46	3-34	1	1-0	0-0	7	4	0	5-6	0	0	0	0	44
09/13/2025	at South Carolina	46	10	56	8.0-53	2-26	2	2-7	2-18	1	4	0	4-4	0	0	0	0	31
09/20/2025	Georgia St.	32	28	60	8.0-35	3-21	1	1-0	0-0	10	3	3	10-10	0	0	0	7	70
09/27/2025	Utah St.	33	24	57	8.0-30	3-16	2	1-0	0-0	9	2	0	7-7	0	0	0	0	55
10/04/2025	at Alabama	46	30	76	6.0-31	4-27	0	0-0	1-0	1	3	0	2-2	0	0	0	7	14
10/18/2025	LSU	28	16	44	5.0-19	2-13	0	0-0	0-0	4	5	0	4-4	0	0	0	0	31
Vanderbilt		245	150	395	50.0-246	20-159	7	6-7	4-18	35	24	3	38-39	0	0	0	21	290
Opponents		219	212	431	22.0-69	5-31	4	2-0	4-32	20	15	0	12-13	0	1	0	24	140

Date	Opponent	Punting										Field Goals			Kickoffs				
		no.	yds	avg	long	blkd	tb	fc	50+	i20	md-att	long	blkd	no.	yds	avg	tb	ob	
08/30/2025	Charleston So.	2	102	51.0	56	0	1	1	1	1	1-1	35	0	8	513	64.1	6	1	
09/06/2025	at Virginia Tech	0	0	0.0	0	0	0	0	0	0	1-1	29	0	8	520	65.0	8	0	
09/13/2025	at South Carolina	3	133	44.3	53	0	0	1	1	1	1-1	51	0	6	398	66.3	4	1	
09/20/2025	Georgia St.	0	0	0.0	0	0	0	0	0	0	0-0	0	0	11	696	63.3	9	0	
09/27/2025	Utah St.	2	111	55.5	56	0	0	1	2	0	2-2	46	0	9	582	64.7	7	0	
10/04/2025	at Alabama	3	134	44.7	48	0	0	2	0	2	0-0	0	0	3	188	62.7	0	0	
10/18/2025	LSU	2	95	47.5	53	0	1	1	1	0	1-1	46	0	6	371	61.8	3	1	
Vanderbilt		12	575	47.9	56	0	2	6	5	4	6-6	51	0	51	3268	64.1	37	3	
Opponents		27	1144	42.4	62	1	0	7	8	5	10-14	52	1	32	1977	61.8	19	1	



OPPONENT GAME-BY-GAME

Date	Opponent	Rushing				Receiving				Passing				Kick Returns				Punt Returns				tot off
		no.	yds	td	lg	no.	yds	td	lg	cmp-att-int	yds	td	lg	no.	yds	td	lg	no.	yds	td	lg	
08/30/2025	Charleston So.	27	48	0	11	10	87	0	19	10-19-1	87	0	19	1	15	0	15	0	0	0	0	135
09/06/2025	at Virginia Tech	31	114	1	27	17	134	1	33	17-29-0	134	1	33	0	0	0	0	0	0	0	0	248
09/13/2025	at South Carolina	29	86	1	16	24	242	0	33	24-34-2	242	0	33	1	43	0	43	1	11	0	11	328
09/20/2025	Georgia St.	20	32	0	20	31	258	3	32	31-48-0	258	3	32	2	37	0	23	0	0	0	0	290
09/27/2025	Utah St.	25	119	0	58	28	274	5	25	28-38-0	274	5	25	2	42	0	25	1	0	0	0	393
10/04/2025	at Alabama	38	146	1	22	23	340	2	54	23-31-1	340	2	54	3	64	0	25	1	2	0	2	486
10/18/2025	LSU	21	100	0	51	19	225	2	62	19-28-0	225	2	62	2	36	0	20	0	0	0	0	325
Opponents		191	645	3	58	152	1560	13	62	152-227-4	1560	13	62	11	237	0	43	3	13	0	11	2205
Vanderbilt		236	1491	22	65	137	1713	16	54	137-200-4	1713	16	54	9	252	0	46	8	88	1	19	3204

Opponents Averages

Games	Avg/ rush	Avg/ catch	Pass effic	KR avg	PR avg	All purpose avg/game	Total offense avg/game
7	3.4	10.3	140.1	21.5	4.3	355.3	315.0

Date	Opponent	Tackles				Sacks no-yds	Fumble		Pass Defense			blkd kick	PAT attempts			off		
		ua	a	total	tfl-yds		ff	fr-yds	int-yds	qbh	brup		kick	rush	rcv	saf	t/o	pts
08/30/2025	Charleston So.	26	42	68	2.0-5	1-3	1	0-0	0-0	2	2	0	0-0	0	0	0	0	3
09/06/2025	at Virginia Tech	15	52	67	2.0-6	0-0	1	1-0	1-0	3	2	0	2-2	0	0	0	14	20
09/13/2025	at South Carolina	48	12	60	5.0-13	1-5	1	0-0	1-20	4	2	0	1-1	0	0	0	0	7
09/20/2025	Georgia St.	36	20	56	5.0-11	0-0	0	0-0	0-0	2	2	0	0-1	0	0	0	0	21
09/27/2025	Utah St.	27	42	69	2.0-5	1-4	0	0-0	1-0	1	0	0	5-5	0	0	0	0	35
10/04/2025	at Alabama	27	20	47	2.0-14	1-11	1	1-0	1-12	4	5	0	3-3	0	0	0	10	30
10/18/2025	LSU	40	24	64	4.0-15	1-8	0	0-0	0-0	4	2	0	1-1	0	1	0	0	24
Opponents		219	212	431	22.0-69	5-31	4	2-0	4-32	20	15	0	12-13	0	1	0	24	140
Vanderbilt		245	150	395	50.0-246	20-159	7	6-7	4-18	35	24	3	38-39	0	0	0	21	290

Date	Opponent	Punting										Field Goals			Kickoffs				
		no.	yds	avg	long	blkd	tb	fc	50+	i20	md-att	long	blkd	no.	yds	avg	tb	ob	
08/30/2025	Charleston So.	7	273	39.0	53	0	0	2	2	1	1-1	38	0	2	130	65.0	1	0	
09/06/2025	at Virginia Tech	4	177	44.3	47	0	0	2	0	0	2-2	28	0	4	260	65.0	4	0	
09/13/2025	at South Carolina	2	90	45.0	49	0	0	1	0	0	0-1	0	0	2	129	64.5	0	0	
09/20/2025	Georgia St.	6	235	39.2	62	1	0	0	2	1	1-2	52	1	5	277	55.4	3	0	
09/27/2025	Utah St.	5	247	49.4	58	0	0	1	3	3	0-0	0	0	6	342	57.0	1	1	
10/04/2025	at Alabama	1	30	30.0	30	0	0	0	0	0	3-4	38	0	7	455	65.0	6	0	
10/18/2025	LSU	2	92	46.0	53	0	0	1	1	0	3-4	48	0	6	384	64.0	4	0	
Opponents		27	1144	42.4	62	1	0	7	8	5	10-14	52	1	32	1977	61.8	19	1	
Vanderbilt		12	575	47.9	56	0	2	6	5	4	6-6	51	0	51	3268	64.1	37	3	



TEAM GAME HIGHS

RUSHES	45	LSU (10/18/2025)
YARDS RUSHING	286	Georgia St. (09/20/2025)
YARDS PER RUSH	7.7	Georgia St. (09/20/2025)
TD RUSHES	8	Georgia St. (09/20/2025)
PASS ATTEMPTS	35	at Alabama (10/04/2025)
	35	Utah St. (09/27/2025)
PASS COMPLETIONS	26	Utah St. (09/27/2025)
YARDS PASSING	349	Georgia St. (09/20/2025)
YARDS PER PASS	11.4	at Virginia Tech (09/06/2025)
TD PASSES	5	Utah St. (09/27/2025)
TOTAL PLAYS	71	Georgia St. (09/20/2025)
TOTAL OFFENSE	635	Georgia St. (09/20/2025)
YARDS PER PLAY	8.9	Georgia St. (09/20/2025)
POINTS	70	Georgia St. (09/20/2025)
SACKS BY	4	at Alabama (10/04/2025)
FIRST DOWNS	31	Utah St. (09/27/2025)
PENALTIES	11	at Virginia Tech (09/06/2025)
PENALTY YARDS	99	Georgia St. (09/20/2025)
TURNOVERS	2	at Alabama (10/04/2025)
	2	at Virginia Tech (09/06/2025)
PUNTS	3	at Alabama (10/04/2025)
	3	at South Carolina (09/13/2025)
PUNTING AVG	55.5	Utah St. (09/27/2025)
LONG PUNT	56	Utah St. (09/27/2025)
	56	Charleston So. (08/30/2025)
PUNTS INSIDE 20	2	at Alabama (10/04/2025)
LONG PUNT RETURN	19	Georgia St. (09/20/2025)



OPPONENT GAME HIGHS

RUSHES	38	at Alabama (10/04/2025)
YARDS RUSHING	146	at Alabama (10/04/2025)
YARDS PER RUSH	4.8	LSU (10/18/2025)
TD RUSHES	1 1 1	at Alabama (10/04/2025) at South Carolina (09/13/2025) at Virginia Tech (09/06/2025)
PASS ATTEMPTS	48	Georgia St. (09/20/2025)
PASS COMPLETIONS	31	Georgia St. (09/20/2025)
YARDS PASSING	340	at Alabama (10/04/2025)
YARDS PER PASS	11.0	at Alabama (10/04/2025)
TD PASSES	5	Utah St. (09/27/2025)
TOTAL PLAYS	69	at Alabama (10/04/2025)
TOTAL OFFENSE	486	at Alabama (10/04/2025)
YARDS PER PLAY	7.0	at Alabama (10/04/2025)
POINTS	35	Utah St. (09/27/2025)
SACKS BY	1 1 1 1 1	LSU (10/18/2025) at Alabama (10/04/2025) Utah St. (09/27/2025) at South Carolina (09/13/2025) Charleston So. (08/30/2025)
FIRST DOWNS	25	at Alabama (10/04/2025)
PENALTIES	15	Georgia St. (09/20/2025)
PENALTY YARDS	109	Georgia St. (09/20/2025)
TURNOVERS	4	at South Carolina (09/13/2025)
PUNTS	7	Charleston So. (08/30/2025)
PUNTING AVG	49.4	Utah St. (09/27/2025)
LONG PUNT	62	Georgia St. (09/20/2025)
PUNTS INSIDE 20	3	Utah St. (09/27/2025)
LONG PUNT RETURN	11	at South Carolina (09/13/2025)



TEAM GAME LOWS

RUSHES	19	at Alabama (10/04/2025)
YARDS RUSHING	135	at Alabama (10/04/2025)
YARDS PER RUSH	3.9	at South Carolina (09/13/2025)
TD RUSHES	1	at Alabama (10/04/2025)
PASS ATTEMPTS	20	at Virginia Tech (09/06/2025)
PASS COMPLETIONS	14	LSU (10/18/2025)
	14	at Virginia Tech (09/06/2025)
YARDS PASSING	160	LSU (10/18/2025)
YARDS PER PASS	5.7	at Alabama (10/04/2025)
TD PASSES	1	LSU (10/18/2025)
	1	at Alabama (10/04/2025)
	1	Georgia St. (09/20/2025)
TOTAL PLAYS	54	at Alabama (10/04/2025)
TOTAL OFFENSE	323	at South Carolina (09/13/2025)
YARDS PER PLAY	5.1	at South Carolina (09/13/2025)
POINTS	14	at Alabama (10/04/2025)
SACKS BY	2	LSU (10/18/2025)
	2	at South Carolina (09/13/2025)
FIRST DOWNS	16	at Alabama (10/04/2025)
PENALTIES	4	LSU (10/18/2025)
PENALTY YARDS	35	LSU (10/18/2025)
INTERCEPTIONS BY	0	LSU (10/18/2025)
	0	Utah St. (09/27/2025)
	0	Georgia St. (09/20/2025)
	0	at Virginia Tech (09/06/2025)
PUNTS	0	Georgia St. (09/20/2025)
	0	at Virginia Tech (09/06/2025)
PUNTING AVG	0.0	Georgia St. (09/20/2025)
	0.0	at Virginia Tech (09/06/2025)
LONG PUNT	0	Georgia St. (09/20/2025)
	0	at Virginia Tech (09/06/2025)
PUNTS INSIDE 20	0	LSU (10/18/2025)
	0	Utah St. (09/27/2025)
	0	Georgia St. (09/20/2025)
	0	at Virginia Tech (09/06/2025)
LONG PUNT RETURN	0	at Alabama (10/04/2025)
	0	at South Carolina (09/13/2025)
	0	at Virginia Tech (09/06/2025)



OPPONENT GAME LOWS

RUSHES	20	Georgia St. (09/20/2025)
YARDS RUSHING	32	Georgia St. (09/20/2025)
YARDS PER RUSH	1.6	Georgia St. (09/20/2025)
TD RUSHES	0	LSU (10/18/2025)
	0	Utah St. (09/27/2025)
	0	Georgia St. (09/20/2025)
	0	Charleston So. (08/30/2025)
PASS ATTEMPTS	19	Charleston So. (08/30/2025)
PASS COMPLETIONS	10	Charleston So. (08/30/2025)
YARDS PASSING	87	Charleston So. (08/30/2025)
YARDS PER PASS	4.6	Charleston So. (08/30/2025)
TD PASSES	0	at South Carolina (09/13/2025)
	0	Charleston So. (08/30/2025)
TOTAL PLAYS	46	Charleston So. (08/30/2025)
TOTAL OFFENSE	135	Charleston So. (08/30/2025)
YARDS PER PLAY	2.9	Charleston So. (08/30/2025)
POINTS	3	Charleston So. (08/30/2025)
SACKS BY	0	Georgia St. (09/20/2025)
	0	at Virginia Tech (09/06/2025)
FIRST DOWNS	7	Charleston So. (08/30/2025)
PENALTIES	3	at Alabama (10/04/2025)
	3	Utah St. (09/27/2025)
	3	at Virginia Tech (09/06/2025)
PENALTY YARDS	30	at Alabama (10/04/2025)
	30	Utah St. (09/27/2025)
	30	at Virginia Tech (09/06/2025)
INTERCEPTIONS BY	0	LSU (10/18/2025)
	0	Georgia St. (09/20/2025)
	0	Charleston So. (08/30/2025)
PUNTS	1	at Alabama (10/04/2025)
PUNTING AVG	30.0	at Alabama (10/04/2025)
LONG PUNT	30	at Alabama (10/04/2025)
PUNTS INSIDE 20	0	LSU (10/18/2025)
	0	at Alabama (10/04/2025)
	0	at South Carolina (09/13/2025)
	0	at Virginia Tech (09/06/2025)
LONG PUNT RETURN	0	LSU (10/18/2025)
	0	Utah St. (09/27/2025)
	0	Georgia St. (09/20/2025)
	0	at Virginia Tech (09/06/2025)
	0	Charleston So. (08/30/2025)



INDIVIDUAL GAME HIGHS

RUSHES	17	Diego Pavia vs LSU (10/18/2025)
YARDS RUSHING	95	Makhilyn Young at Virginia Tech (09/06/2025)
TD RUSHES	2 2 2	Diego Pavia vs LSU (10/18/2025) Aj Newberry vs Georgia St. (09/20/2025) Sedrick Alexander at Virginia Tech (09/06/2025)
LONG RUSH	65	Sedrick Alexander at Alabama (10/04/2025)
PASS ATTEMPTS	35	Diego Pavia at Alabama (10/04/2025)
PASS COMPLETIONS	26	Diego Pavia vs Utah St. (09/27/2025)
YARDS PASSING	321	Diego Pavia vs Utah St. (09/27/2025)
TD PASSES	5	Diego Pavia vs Utah St. (09/27/2025)
LONG PASS	54	Diego Pavia at Virginia Tech (09/06/2025)
RECEPTIONS	6 6 6 6	Junior Sherrill at Alabama (10/04/2025) Eli Stowers vs Utah St. (09/27/2025) Junior Sherrill vs Utah St. (09/27/2025) Tre Richardson vs Utah St. (09/27/2025)
YARDS RECEIVING	91	Junior Sherrill vs Utah St. (09/27/2025)
TD RECEPTIONS	3	Junior Sherrill vs Utah St. (09/27/2025)
LONG RECEPTION	54	Brycen Coleman at Virginia Tech (09/06/2025)
PUNTS	3 3	Nick Haberer at Alabama (10/04/2025) Nick Haberer at South Carolina (09/13/2025)
PUNTING AVG	55.5	Nick Haberer vs Utah St. (09/27/2025)
LONG PUNT	56 56	Nick Haberer vs Utah St. (09/27/2025) Nick Haberer vs Charleston So. (08/30/2025)
PUNTS INSIDE 20	2	Nick Haberer at Alabama (10/04/2025)
LONG PUNT RETURN	19	Martel Hight vs Georgia St. (09/20/2025)
LONG KICKOFF RETURN	46	Tre Richardson vs Georgia St. (09/20/2025)
TACKLES	12	CJ Heard at South Carolina (09/13/2025)
SACKS	2	Linus Zunk vs Utah St. (09/27/2025)
TACKLES FOR LOSS	2.5 2.5 2.5 2.5 2.5	Miles Capers vs Utah St. (09/27/2025) Miles Capers vs Georgia St. (09/20/2025) Nick Rinaldi at South Carolina (09/13/2025) Nick Rinaldi at Virginia Tech (09/06/2025) Miles Capers vs Charleston So. (08/30/2025)



OPPONENT INDIVIDUAL GAME HIGHS

RUSHES	22	Jamarion Miller at Alabama (10/04/2025)
YARDS RUSHING	136	Jamarion Miller at Alabama (10/04/2025)
TD RUSHES	1 1 1	Jamarion Miller at Alabama (10/04/2025) Rahsul Faison at South Carolina (09/13/2025) Kyron Drones at Virginia Tech (09/06/2025)
LONG RUSH	58	Javen Jacobs vs Utah St. (09/27/2025)
PASS ATTEMPTS	35	TJ Finley vs Georgia St. (09/20/2025)
PASS COMPLETIONS	23	Ty Simpson at Alabama (10/04/2025)
YARDS PASSING	340	Ty Simpson at Alabama (10/04/2025)
TD PASSES	3	Bryson Barnes vs Utah St. (09/27/2025)
LONG PASS	62	Garrett Nussmeier vs LSU (10/18/2025)
RECEPTIONS	7 7 7	Broc Lane vs Utah St. (09/27/2025) Braden Pegan vs Utah St. (09/27/2025) Ted Hurst vs Georgia St. (09/20/2025)
YARDS RECEIVING	98 98	Ryan Williams at Alabama (10/04/2025) Broc Lane vs Utah St. (09/27/2025)
TD RECEPTIONS	1 1 1 1 1 1 1 1 1 1 1 1 1 1 1	Zavion Thomas vs LSU (10/18/2025) Trey'Dez Green vs LSU (10/18/2025) Germie Bernard at Alabama (10/04/2025) Ryan Williams at Alabama (10/04/2025) Miles Davis vs Utah St. (09/27/2025) Josh Sterzer vs Utah St. (09/27/2025) Brady Boyd vs Utah St. (09/27/2025) Braden Pegan vs Utah St. (09/27/2025) Javen Jacobs vs Utah St. (09/27/2025) Jordon Simmons vs Georgia St. (09/20/2025) Leo Blackburn vs Georgia St. (09/20/2025) DJ Riles vs Georgia St. (09/20/2025) Ja'Ricous Hairston at Virginia Tech (09/06/2025)
LONG RECEPTION	62	Zavion Thomas vs LSU (10/18/2025)
FIELD GOALS	3 3	Damian Ramos vs LSU (10/18/2025) Conor Talty at Alabama (10/04/2025)
LONG FIELD GOALS	52	Braeden McAlister vs Georgia St. (09/20/2025)
PUNTS	7	Gilbert Brown vs Charleston So. (08/30/2025)
PUNTING AVG	49.4	Landon Rehkow vs Utah St. (09/27/2025)
LONG PUNT	62	Reed Chandley vs Georgia St. (09/20/2025)
PUNTS INSIDE 20	3	Landon Rehkow vs Utah St. (09/27/2025)
LONG PUNT RETURN	11	Vicari Swain at South Carolina (09/13/2025)
LONG KICKOFF RETURN	43	Nyck Harbor at South Carolina (09/13/2025)
TACKLES	14	Justin Jefferson at Alabama (10/04/2025)
SACKS	1 1 1 1	West Weeks vs LSU (10/18/2025) Justin Jefferson at Alabama (10/04/2025) John Miller vs Utah St. (09/27/2025) Nick Barrett at South Carolina (09/13/2025)
TACKLES FOR LOSS	2 2	West Weeks vs LSU (10/18/2025) Nick Barrett at South Carolina (09/13/2025)
INTERCEPTIONS	1 1 1 1	Keon Sabb at Alabama (10/04/2025) Noah Avinger vs Utah St. (09/27/2025) Justin Okoronkwo at South Carolina (09/13/2025) Quentin Reddish at Virginia Tech (09/06/2025)



PASSING GAME-BY-GAME

#2 Diego Pavia	Comp	Att	Int	Pct	Yards	TD	Long	Sacked	Effic.
Charleston So.	20	25	0	80.0	275	3	41	1-3	212.0
Virginia Tech	12	18	1	66.7	193	2	54	0-0	182.3
South Carolina	18	25	1	72.0	177	2	24	1-5	149.9
Georgia St.	18	24	0	75.0	245	1	48	0-0	174.5
Utah St.	26	34	1	76.5	321	5	53	1-4	198.4
Alabama	21	35	1	60.0	198	1	33	1-11	111.2
LSU	14	22	0	63.6	160	1	25	1-8	139.7
Totals	129	183	4	70.5	1569	15	54	5-31	165.2

#7 Drew Dickey	Comp	Att	Int	Pct	Yards	TD	Long	Sacked	Effic.
Georgia St.	1	2	0	50.0	28	0	28	0-0	167.6
Totals	1	2	0	50.0	28	0	28	0-0	167.6

#10 Whit Muschamp	Comp	Att	Int	Pct	Yards	TD	Long	Sacked	Effic.
Georgia St.	2	3	0	66.7	40	0	35	0-0	178.7
Totals	2	3	0	66.7	40	0	35	0-0	178.7

#19 Blaze Berlowitz	Comp	Att	Int	Pct	Yards	TD	Long	Sacked	Effic.
Charleston So.	1	3	0	33.3	5	0	5	0-0	47.3
Virginia Tech	2	2	0	100.0	35	1	26	0-0	412.0
South Carolina	0	1	0	0.0	0	0	0	0-0	0.0
Georgia St.	2	5	0	40.0	36	0	26	0-0	100.5
Utah St.	0	1	0	0.0	0	0	0	0-0	0.0
Totals	5	12	0	41.7	76	1	26	0-0	122.4



RUSHING AND RECEIVING GAME-BY-GAME

Player	No-Yds/TD	ChaSou	VT	SC	GSU	USU	UA	LS
Diego Pavia	77-438/4	8-44/0	11-61/0	11-24/0	9-86/1	9-79/1	12-58/0	17-86/2
Sedrick Alexander	63-361/6	12-83/0	10-73/2	13-41/1	3-13/1	8-33/0	4-76/1	13-42/1
Makhilyn Young	27-296/4	3-19/1	8-95/1	3-9/0	2-64/1	4-24/1	1-0/0	6-85/0
AJ Newberry	14-48/3	2-2/1	DNP	2--2/0	4-17/2	3-26/0	1-2/0	2-3/0
Blaze Berlowitz	9-73/1	2-13/0	2--3/0	1-0/0	4-63/1	-	DNP	DNP
Jamezell Lassiter	8-144/2	1-35/1	-	1-44/1	4-13/0	2-52/0	-	-
Tre Richardson	7-59/0	1-1/0	2-32/0	1-4/0	-	-	-	3-22/0
Gabe Fields	5-8/0	1-2/0	DNP	DNP	4-6/0	DNP	DNP	DNP
Kayleb Barnett	4-22/0	-	1-4/0	1-11/0	-	1-3/0	-	1-4/0
Drew Dickey	3-13/1	DNP	-	DNP	3-13/1	DNP	DNP	DNP
Junior Sherrill	2-4/1	-	-	-	2-4/1	-	-	-
Richie Hoskins	1-15/0	-	-	1-15/0	-	-	-	-
Whit Muschamp	1-8/0	DNP	DNP	DNP	1-8/0	DNP	DNP	DNP
Brycen Coleman	1-8/0	-	-	-	-	1-8/0	-	-
Tristen Brown	1-2/0	1-2/0	-	-	-	-	-	-
Martel Hight	1-2/0	-	-	1-2/0	-	-	-	-
Chase Gillespie	1-2/0	DNP	1-2/0	-	DNP	DNP	DNP	DNP

Receiving

Player	No-Yds/TD	ChaSou	VT	SC	GSU	USU	UA	LS
Eli Stowers	28-355/2	4-86/0	4-29/1	3-45/0	5-73/0	6-68/1	3-22/0	3-32/0
Junior Sherrill	25-304/5	3-33/1	2-32/0	3-14/1	3-55/0	6-91/3	6-49/0	2-30/0
Tre Richardson	20-242/1	5-74/0	3-54/1	4-34/0	-	6-74/0	2-6/0	-
Richie Hoskins	14-172/1	2-9/0	-	1-14/0	3-26/0	4-70/1	3-37/0	1-16/0
Sedrick Alexander	10-105/4	1-26/1	-	2-26/1	1-10/1	1-5/0	3-22/1	2-16/0
Cole Spence	8-127/1	-	-	-	1-26/0	-	2-45/0	5-56/1
Martel Hight	7-64/0	2-17/0	1-14/0	4-33/0	-	-	-	-
Makhilyn Young	6-43/0	-	1-12/0	-	2-19/0	2-2/0	-	1-10/0
Tristen Brown	5-91/0	-	-	-	3-71/0	1-11/0	1-9/0	-
Kayleb Barnett	5-47/1	3-30/1	1-7/0	-	1-10/0	-	-	-
Brycen Coleman	3-67/1	1-5/0	1-54/1	-	-	-	1-8/0	-
Jamezell Lassiter	3-43/0	-	1-26/0	1-11/0	1-6/0	-	-	-
Dominic Rezac	1-35/0	DNP	DNP	DNP	1-35/0	-	DNP	DNP
Trent Hudson	1-13/0	-	-	-	1-13/0	-	DNP	DNP
Joseph McVay	1-5/0	DNP	-	-	1-5/0	-	-	-



ALL-PURPOSE YARDS GAME-BY-GAME

Player	Total	ChaSou	VT	SC	GSU	USU	UA	LS
Tre Richardson	543	104	86	78	46	115	33	81
Sedrick Alexander	466	109	73	67	23	38	98	58
Diego Pavia	438	44	61	24	86	79	58	86
Eli Stowers	355	86	29	45	73	68	22	32
Makhilyn Young	339	19	107	9	83	26	-	95
Junior Sherrill	308	33	32	14	59	91	49	30
Richie Hoskins	187	9	-	29	26	70	37	16
Jamezell Lassiter	187	35	26	55	19	52	-	-
Martel Hight	127	28	14	35	24	9	-	17
Cole Spence	127	-	-	-	26	-	45	56
Tristen Brown	99	2	-	-	77	11	9	-
Brycen Coleman	75	5	54	-	-	8	8	-
Blaze Berlowitz	73	13	-3	-	63	-	DNP	DNP
Kayleb Barnett	69	30	11	11	10	3	-	4
AJ Newberry	48	2	DNP	-2	17	26	2	3
Dominic Rezac	35	DNP	DNP	DNP	35	-	DNP	DNP
Trent Hudson	13	-	-	-	13	-	DNP	DNP
Drew Dickey	13	DNP	-	DNP	13	DNP	DNP	DNP
Zaylin Wood	11	-	-	11	-	-	-	-
Jaylon Stone	10	-	-	-	-	10	-	-
Whit Muschamp	8	DNP	DNP	DNP	8	DNP	DNP	DNP
Gabe Fields	8	2	DNP	DNP	6	DNP	DNP	DNP
Bryan Longwell	7	-	-	7	-	-	-	-
Joseph McVay	5	DNP	-	-	5	-	-	-
Jamison Curtis	4	-	-	-	4	DNP	DNP	DNP
Chase Gillespie	2	DNP	2	-	DNP	DNP	DNP	DNP



TACKLES GAME-BY-GAME

Player	S-A	Total	ChaSou	VT	SC	GSU	USU	UA	LS
CJ Heard	26-9	35	-	4-1	12-0	1-3	1-1	6-2	2-2
Bryan Longwell	16-12	28	2-0	2-3	3-1	1-3	1-2	5-3	2-0
Langston Patterson	12-13	25	1-1	2-0	2-0	0-3	1-3	1-6	5-0
Marlen Sewell	10-11	21	-	3-2	0-1	1-1	3-4	3-1	0-2
Martel Hight	14-6	20	3-1	2-1	1-1	3-1	1-0	4-1	0-1
Nick Rinaldi	12-8	20	-	4-2	5-2	1-2	0-1	2-1	-
Miles Capers	12-8	20	2-1	1-1	1-1	2-1	3-2	2-1	1-1
Randon Fontenette	14-4	18	0-1	1-1	4-1	2-0	3-0	1-1	3-0
Khordae Sydnor	9-9	18	-	1-1	1-0	1-3	1-2	3-2	2-1
Dontae Carter	9-8	17	0-1	2-1	2-0	1-3	3-0	1-2	0-1
Bryce Cowan	12-4	16	3-2	2-0	3-0	1-1	1-0	0-1	2-0
Zaylin Wood	8-7	15	1-0	0-2	-	0-1	1-2	5-1	1-1
Jordan Matthews	10-2	12	-	-	0-1	4-0	2-0	3-0	1-1
Prince Kollie	7-4	11	1-1	-	2-0	2-1	0-1	1-1	1-0
Glenn Seabrooks III	6-5	11	2-0	1-1	1-1	-	1-0	0-2	1-1
Jaylon Stone	3-8	11	0-1	1-1	-	-	0-3	2-2	0-1
Mark Davis	8-2	10	1-0	-	3-1	-	3-0	DNP	1-1
Joshua Singh	6-4	10	DNP	1-0	-	1-0	-	2-2	2-2
Kolbey Taylor	7-1	8	-	2-1	1-0	-	-	2-0	2-0
Carson Lawrence	5-1	6	3-0	0-1	1-0	1-0	-	-	-
Marlon Jones Jr.	3-3	6	1-1	1-1	1-0	0-1	-	DNP	DNP
Austin Howard	3-2	5	1-1	-	-	1-0	0-1	1-0	-
Jamison Curtis	3-2	5	2-2	-	-	1-0	DNP	DNP	DNP
Keanu Koht	2-3	5	1-2	-	-	0-1	-	-	1-0
Bradley Mann	2-3	5	0-1	1-1	-	-	0-1	-	1-0
Linus Zunk	2-3	5	0-1	-	-	0-1	2-0	0-1	-
Cayden Daniels	3-1	4	1-0	DNP	DNP	2-1	DNP	-	DNP
Jaylin Lackey	3-1	4	-	1-0	1-0	-	-	1-0	0-1
Jalen Gilbert	3-0	3	-	-	-	2-0	1-0	-	-
Vanzale Hinton	3-0	3	-	-	-	1-0	2-0	-	DNP
Mason Carter	2-1	3	0-1	-	-	-	2-0	-	-
Mason Nelson	2-1	3	0-1	-	-	2-0	-	DNP	-
Aaron Bryant	1-2	3	1-0	-	-	0-1	0-1	-	-
Joseph McVay	2-0	2	DNP	-	-	-	1-0	1-0	-
Hayden Bray	1-1	2	1-1	-	-	-	-	DNP	DNP
Jailen Ruth	1-0	1	-	1-0	-	-	-	-	-
Payne Daniel	1-0	1	DNP	DNP	DNP	1-0	-	DNP	DNP
Emmanuel Adebisi	1-0	1	-	-	1-0	-	-	-	-
Brycen Coleman	1-0	1	-	-	1-0	-	-	-	-
Yilanan Ouattara	0-1	1	DNP	0-1	DNP	DNP	DNP	DNP	DNP



TACKLES FOR LOSS GAME-BY-GAME

Player	UA-A	Total	ChaSou	VT	SC	GSU	USU	UA	LS
Miles Capers	7-3	8.5	2.5-15	-	-	2.5-16	2.5-17	1.0-10	-
Khordae Sydnor	4-5	6.5	-	1.5-8	1.0-15	1.0-7	1.5-4	1.0-2	0.5-1
Nick Rinaldi	4-2	5.0	-	2.5-16	2.5-14	-	-	-	-
Bryan Longwell	2-5	4.5	1.0-2	1.0-2	1.5-3	1.0-2	-	-	-
Randon Fontenette	4-0	4.0	-	-	2.0-3	1.0-4	1.0-5	-	-
Zaylin Wood	3-1	3.5	1.0-7	0.5-1	-	-	-	1.0-5	1.0-10
Joshua Singh	3-1	3.5	DNP	-	-	-	-	2.0-11	1.5-2
Linus Zunk	2-1	2.5	-	-	-	0.5-0	2.0-3	-	-
Jaylon Stone	1-1	1.5	-	1.0-2	-	-	0.5-0	-	-
Kolbey Taylor	1-0	1.0	-	-	-	-	-	1.0-3	-
CJ Heard	1-0	1.0	-	1.0-16	-	-	-	-	-
Keanu Koht	1-0	1.0	-	-	-	-	-	-	1.0-3
Mark Davis	1-0	1.0	-	-	-	-	-	DNP	1.0-3
Bryce Cowan	1-0	1.0	-	-	1.0-18	-	-	-	-
Austin Howard	1-0	1.0	-	-	-	1.0-1	-	-	-
Mason Nelson	1-0	1.0	-	-	-	1.0-5	-	DNP	-
Aaron Bryant	1-0	1.0	1.0-1	-	-	-	-	-	-
Hayden Bray	1-0	1.0	1.0-6	-	-	-	-	DNP	DNP
Martel Hight	0-1	0.5	0.5-1	-	-	-	-	-	-
Langston Patterson	0-1	0.5	-	-	-	-	0.5-1	-	-
Glenn Seabrooks III	0-1	0.5	-	0.5-1	-	-	-	-	-



SACKS GAME-BY-GAME

Player	UA-A	Total	ChaSou	VT	SC	GSU	USU	UA	LS
Miles Capers	4-1	4.5	1-9	-	-	1.5-10	1-13	1-10	-
Zaylin Wood	3-0	3	1-7	-	-	-	-	1-5	1-10
Khordae Sydnor	2-1	2.5	-	1-8	-	0.5-6	-	1-2	-
Nick Rinaldi	2-0	2	-	1-10	1-8	-	-	-	-
Linus Zunk	2-0	2	-	-	-	-	2-3	-	-
CJ Heard	1-0	1	-	1-16	-	-	-	-	-
Keanu Koht	1-0	1	-	-	-	-	-	-	1-3
Bryce Cowan	1-0	1	-	-	1-18	-	-	-	-
Mason Nelson	1-0	1	-	-	-	1-5	-	DNP	-
Hayden Bray	1-0	1	1-6	-	-	-	-	DNP	DNP
Joshua Singh	1-0	1	DNP	-	-	-	-	1-10	-



FUMBLES GAME-BY-GAME

Fumbles

Player	No-Lost	ChaSou	VT	SC	GSU	USU	UA	LS
Diego Pavia	2-1	-	-	1-0	-	-	1-1	-
Sedrick Alexander	2-1	1-0	1-1	-	-	-	-	-

Fumbles Forced

Player	Number	ChaSou	VT	SC	GSU	USU	UA	LS
Bryce Cowan	2	-	-	1	-	1	-	-
Randon Fontenette	1	-	-	1	-	-	-	-
Jordan Matthews	1	-	-	-	1	-	-	-
Miles Capers	1	1	-	-	-	-	-	-
Vanzale Hinton	1	-	-	-	-	1	-	DNP
Jaylon Stone	1	-	1	-	-	-	-	-

Fumbles Recovered

Player	Number	ChaSou	VT	SC	GSU	USU	UA	LS
Kolbey Taylor	1	-	-	-	-	1	-	-
Jordan Matthews	1	-	-	1	-	-	-	-
Jailen Ruth	1	-	1	-	-	-	-	-
Miles Capers	1	-	-	1	-	-	-	-
Jaylon Stone	1	-	-	-	1	-	-	-
Khordae Sydnor	1	1	-	-	-	-	-	-



RETURNS GAME-BY-GAME

Punt Returns

Player	No-Yds	ChaSou	VT	SC	GSU	USU	UA	LS
Martel Hight	6-61	1-11	-	-	2-24	2-9	-	1-17
Jamison Curtis	1-21	-	-	-	1-21	DNP	DNP	DNP
Tristen Brown	1-6	-	-	-	1-6	-	-	-

Kick Returns

Player	No-Yds	ChaSou	VT	SC	GSU	USU	UA	LS
Tre Richardson	8-242	1-29	-	2-40	1-46	1-41	1-27	2-59
Jaylon Stone	1-10	-	-	-	-	1-10	-	-

Interceptions Returns

Player	No-Yds	ChaSou	VT	SC	GSU	USU	UA	LS
Zaylin Wood	1-11	-	-	1-11	-	-	-	-
Bryan Longwell	1-7	-	-	1-7	-	-	-	-
Martel Hight	1-0	-	-	-	-	-	1-0	-
CJ Heard	1-0	1-0	-	-	-	-	-	-

Fumble Returns

Player	No-Yds	ChaSou	VT	SC	GSU	USU	UA	LS
Miles Capers	1-7	-	-	1-7	-	-	-	-
Kolbey Taylor	1-0	-	-	-	-	1-0	-	-
Jordan Matthews	1-0	-	-	1-0	-	-	-	-
Jailen Ruth	1-0	-	1-0	-	-	-	-	-
Jaylon Stone	1-0	-	-	-	1-0	-	-	-
Khordae Sydnor	1-0	1-0	-	-	-	-	-	-



PARTICIPATION

##	Player	GP-GS	ChaSou	VT	SC	GSU	USU	UA	LS
0	Marlon Jones Jr.	5/1	XXX	XXX	XXX	XXX	START
0	Junior Sherrill	7/6	START	START	START	XXX	START	START	START
1	Trent Hudson	5/0	XXX	XXX	XXX	XXX	XXX
1	Dontae Carter	7/0	XXX	XXX	XXX	XXX	XXX	XXX	XXX
2	Diego Pavia	7/7	START	START	START	START	START	START	START
2	Randon Fontenette	7/7	START	START	START	START	START	START	START
3	Kolbey Taylor	7/7	START	START	START	START	START	START	START
3	Tristen Brown	7/0	XXX	XXX	XXX	XXX	XXX	XXX	XXX
4	Martel Hight	7/6	START	START	START	START	XXX	START	START
5	Richie Hoskins	7/2	START	XXX	XXX	XXX	START	XXX	XXX
5	Yilanan Ouattara	1/1	...	START
6	Jordan Matthews	7/0	XXX	XXX	XXX	XXX	XXX	XXX	XXX
6	Tre Richardson	7/7	START	START	START	START	START	START	START
7	Marlen Sewell	7/7	START	START	START	START	START	START	START
7	Drew Dickey	2/0	...	XXX	...	XXX
8	CJ Heard	7/7	START	START	START	START	START	START	START
9	Eli Stowers	7/3	XXX	START	XXX	XXX	START	START	XXX
9	Keanu Koht	7/0	XXX	XXX	XXX	XXX	XXX	XXX	XXX
10	Langston Patterson	7/7	START	START	START	START	START	START	START
10	Whit Muschamp	1/0	XXX
11	Bryan Longwell	7/7	START	START	START	START	START	START	START
11	Jack Elliott	0/0
13	Chase Gillespie	2/0	...	XXX	XXX
14	Jailen Ruth	7/0	XXX	XXX	XXX	XXX	XXX	XXX	XXX
14	Jérémy St-Hilaire	0/0
15	Zaylin Wood	7/4	START	START	XXX	START	START	XXX	XXX
15	Joseph McVay	6/0	...	XXX	XXX	XXX	XXX	XXX	XXX
16	Cole Spence	7/6	START	START	START	START	XXX	START	START
17	Mark Davis	6/0	XXX	XXX	XXX	XXX	XXX	...	XXX
17	Chance Fitzgerald	0/0
18	Jalen Gilbert	7/0	XXX	XXX	XXX	XXX	XXX	XXX	XXX
18	Boski Barrett	4/0	XXX	XXX	XXX	XXX
19	Blaze Berlowitz	5/0	XXX	XXX	XXX	XXX	XXX
20	Prince Kolli	7/0	XXX	XXX	XXX	XXX	XXX	XXX	XXX
21	Davin Chandler	1/0	XXX
22	Bryce Cowan	7/0	XXX	XXX	XXX	XXX	XXX	XXX	XXX
22	Makhilyn Young	7/0	XXX	XXX	XXX	XXX	XXX	XXX	XXX
23	AJ Newberry	6/0	XXX	...	XXX	XXX	XXX	XXX	XXX
23	Carson Lawrence	7/0	XXX	XXX	XXX	XXX	XXX	XXX	XXX
24	Nick Rinaldi	7/0	XXX	XXX	XXX	XXX	XXX	XXX	XXX
26	Cayden Daniels	3/0	XXX	XXX	...	XXX	...
27	Jaylin Lackey	7/0	XXX	XXX	XXX	XXX	XXX	XXX	XXX
28	Sedrick Alexander	7/7	START	START	START	START	START	START	START
28	Thomas Jones	0/0
29	Miles Capers	7/7	START	START	START	START	START	START	START
30	Trudell Berry	0/0
31	Tate Hamby	7/0	XXX	XXX	XXX	XXX	XXX	XXX	XXX
32	Mason Carter	7/0	XXX	XXX	XXX	XXX	XXX	XXX	XXX
33	Gabe Fields	2/0	XXX	XXX
33	Vanzone Hinton	6/0	XXX	XXX	XXX	XXX	XXX	XXX	...
34	Austin Howard	7/0	XXX	XXX	XXX	XXX	XXX	XXX	XXX
35	Payne Daniel	2/0	XXX	XXX
35	Ryder Brownstein	0/0
36	Josiah Broxton	3/0	XXX	XXX	XXX
37	Jack Wanzung	0/0
38	Nick Haberer	7/0	XXX	XXX	XXX	XXX	XXX	XXX	XXX
38	Wils Jackson	0/0
39	Brail Lipford	1/0	XXX
40	Mason Rohmiller	2/0	XXX	XXX
40	Jamison Curtis	4/0	XXX	XXX	XXX	XXX



PARTICIPATION

##	Player	GP-GS	ChaSou	VT	SC	GSU	USU	UA	LS
41	Jamezell Lassiter	7/0	XXX	XXX	XXX	XXX	XXX	XXX	XXX
41	Stone Owens	0/0
42	Blaine McClure	0/0
42	Jake Balis	0/0
43	Dominic Rezac	2/0	XXX	XXX
43	Luke D'Alise	0/0
44	Gabe Fisher	7/2	XXX	XXX	XXX	START	XXX	XXX	START
45	Emmanuel Adebi	7/2	XXX	XXX	START	START	XXX	XXX	XXX
45	Ty Bartholomew	0/0
46	Durham Harris	7/0	XXX	XXX	XXX	XXX	XXX	XXX	XXX
46	Mustafa Dannett	0/0
47	Justin Dewers	4/0	XXX	XXX	XXX	...	XXX
48	Larry Benton III	3/0	XXX	XXX	XXX
49	Simeon Boulware	0/0
49	Elijah Rooney	1/0	XXX
50	Chase Mitchell	7/7	START	START	START	START	START	START	START
51	Clinton Azubuike	1/0	XXX
52	Kevo Wesley	0/0
53	Jordan White	7/7	START	START	START	START	START	START	START
53	Glenn Seabrooks III	7/6	START	XXX	START	START	START	START	START
54	Mason Nelson	6/0	XXX	XXX	XXX	XXX	XXX	...	XXX
55	Bryce Henderson	7/7	START	START	START	START	START	START	START
55	Aaron Bryant	7/1	XXX	XXX	START	XXX	XXX	XXX	XXX
56	Gunner Givens	7/0	XXX	XXX	XXX	XXX	XXX	XXX	XXX
57	Max Fisher	0/0
58	Orion Irving	6/0	XXX	XXX	XXX	XXX	XXX	...	XXX
62	CJ Williams	0/0
69	Cooper Starks	5/0	XXX	XXX	...	XXX	XXX	...	XXX
70	Cade McConnell	7/7	START	START	START	START	START	START	START
71	Ted Gregoire	0/0
72	Isaia Glass	7/7	START	START	START	START	START	START	START
73	Charlie Clark	7/0	XXX	XXX	XXX	XXX	XXX	XXX	XXX
75	Misael Sandoval	3/0	XXX	XXX	XXX
77	David Siegel	1/0	XXX
78	Keegan Wechsler	3/0	XXX	XXX	XXX
79	Sterling Porcher	5/0	XXX	XXX	XXX	XXX	XXX
79	Conor Weasler	0/0
80	Claiborne Richards	0/0
81	Kayleb Barnett	7/0	XXX	XXX	XXX	XXX	XXX	XXX	XXX
82	Brycen Coleman	7/0	XXX	XXX	XXX	XXX	XXX	XXX	XXX
83	Derek Kee	0/0
85	Lebron Hill	0/0
86	Witt Edwards	1/0	XXX
87	Ty Burd	0/0
88	Brock Taylor	7/0	XXX	XXX	XXX	XXX	XXX	XXX	XXX
89	Cameran Dickson	0/0
90	Jake Stanish	1/0	XXX
92	Jaylon Stone	7/0	XXX	XXX	XXX	XXX	XXX	XXX	XXX
93	Nikhil Jefferson	1/0	XXX
94	Bradley Mann	7/1	XXX	XXX	XXX	XXX	XXX	START	XXX
95	Linus Zunk	7/0	XXX	XXX	XXX	XXX	XXX	XXX	XXX
96	Khordae Sydnor	7/7	START	START	START	START	START	START	START
97	Hayden Bray	5/0	XXX	XXX	XXX	XXX	XXX
98	Terry Nwabuisi-Ezeala	0/0
99	Joshua Singh	6/1	...	XXX	XXX	XXX	XXX	XXX	START



THE LAST TIME
VANDERBILT

Accounted for three or more TDs	Diego Pavia vs. LSU (3 • 10.18.25)
Accounted for four or more TDs	Diego Pavia vs. Utah State (6 • 9.27.25)
Accounted for five or more TDs	Diego Pavia vs. Utah State (6 • 9.27.25)
Three passing touchdowns	Diego Pavia vs. Utah State (5 • 9.27.25)
Four or more passing touchdowns	Diego Pavia vs. Utah State (5 • 9.27.25)
Five or more passing touchdowns	Diego Pavia vs. Utah State (5 • 9.27.25)
200 or more passing yards	Diego Pavia vs. Utah State (321 • 9.27.25)
300 or more passing yards	Diego Pavia vs. Utah State (321 • 9.27.25)
400 or more passing yards	Kyle Shurmur vs. Tennessee (416 • 11.26.16)
Completion of 50 yards or more	Diego Pavia to Richie Hoskins vs. Utah State (53 • 9.27.25)
Completion of 70 yards or more	Ken Seals to Will Sheppard at Florida (85 • 10.7.23)
100 or more rushing yards	Diego Pavia vs. Virginia Tech (104 • 8.31.24)
200 or more rushing yards	Ke'Shawn Vaughn vs. Baylor (243 • 12.27.18)
300 or more rushing yards	Frank Mordica vs. Air Force (321 • 11.18.78)
Rush of 70 yards or more	Mike Wright at Hawai'i (87 • 8.27.22)
Three or more rushing touchdowns	Ke'Shawn Vaughn at Arkansas (3 • 10.27.18)
100 or more receiving yards	Eli Stowers vs. Ball State (130 • 10.19.24)
200 or more receiving yards	Trent Sherfield vs. Austin Peay (240 • 9.1.15)
Two touchdown receptions	Junior Sherrill vs. Utah State (3 • 9.27.25)
Three or more touchdown receptions	Junior Sherrill vs. Utah State (3 • 9.27.25)
Kickoff return for touchdown	Junior Sherrill vs. Tennessee (100 • 11.30.24)
Punt return for touchdown	Martel Hight vs. Alcorn State (57 • 9.7.24)
Interception return for touchdown	Randon Fontenette vs. Alabama (29 • 10.5.24)
Fumble return for touchdown	Wesley Schelling vs. Florida (0 yards • 11.19.22)
Three or more field goals made	Brock Taylor vs. Ball State (3 • 10.19.24)
50-yard field goal made	Brock Taylor at South Carolina (51 • 9.13.25)
Punt of at least 60 yards	Jesse Mirco vs. Georgia Tech (69 • 12.27.24)
Punt of at least 70 yards	Matthew Hayball vs. Hawai'i (71 • 8.26.23)
10 or more tackles	CJ Heard at South Carolina (12 • 9.13.25)
Three or more tackles for loss	Langston Patterson at Ole Miss (3 • 10.28.23)
Forced multiple fumbles	LaDarius Wiley at Missouri (2 • 11.10.18)
Two or more sacks	Linus Zunk vs. Utah State (2 • 9.27.25)
Three or more sacks	Charles Wright at Middle Tennessee (3.0 • 9.2.17)
Two or more interceptions	De'Rickey Wright vs. Hawai'i (2 • 8.26.23)
Blocked punt	Jamison Curtis vs. Georgia State (9.20.25)
Blocked two punts	Bryan Longwell & Langston Patterson vs. Alabama A&M (9.2.23)
Blocked punt returned for touchdown	Jamison Curtis vs. Georgia State (4 • 9.20.25)
Blocked punt for safety	Bryan Longwell vs. Alabama A&M (9.02.23)
Blocked field goal	Emmanuel Adebisi vs. Georgia State (9.20.25)
Blocked PAT	Khordae Sydnor vs. Georgia State (9.20.25)
Safety	Bryan Longwell • Blocked Punt vs. Alabama A&M (9.2.23)
30 or more first downs	vs. Utah State (31 • 9.27.25)
400 or more yards of total offense	vs. Utah State (543 • 9.27.25)
500 or more yards of total offense	vs. Utah State (543 • 9.27.25)
300 or more passing yards	vs. Utah State (321 • 9.27.25)
400 or more passing yards	at Purdue (420 • 9.7.19)
200 or more rushing yards	vs. LSU (239 • 10.18.25)
300 or more rushing yards	at Hawai'i (404 • 8.27.22)
400 or more rushing yards	at Hawai'i (404 • 8.27.22)
40 points or more	vs. Utah State (55 • 9.27.25)
Held opponent under 100 total yards	vs. Alcorn State (71 • 9.7.24)
Held opponent under 200 total yards	vs. Charleston Southern (135 • 8.30.25)
Held opponent under 250 total yards	at Virginia Tech (248 • 9.6.25)
Held opponent under 100 rushing yards	vs. Georgia State (32 • 9.20.25)
Held opponent under 100 passing yards	vs. Charleston Southern (88 • 8.30.25)
Shut out opponent	vs. Alcorn State (9.7.24)
Overcame a halftime deficit to win	at Virginia Tech (trailed 20-10 • 9.6.25)

OPPONENTS

Accounted for three or more TDs	Bryson Barnes • Utah State (3 • 9.27.25)
Accounted for four or more TDs	Nico Iamaleava • Tennessee (4 • 11.30.24)
Three passing touchdowns	Bryson Barnes • Utah State (3 • 9.27.25)
Four or more passing touchdowns	Nico Iamaleava • Tennessee (4 • 11.30.24)
200 or more passing yards	Garrett Nussmeier • LSU (225 • 10.18.25)
300 or more passing yards	Ty Simpson • Alabama (340 • 10.4.25)
400 or more passing yards	Anthony Richardson • Florida (400 • 11.19.22)
Completion of 50 yards or more	Garrett Nussmeier to Zavion Thomas • LSU (62 • 10.18.25)
Completion of 70 yards or more	Nico Iamaleava to Dont'e Thornton Jr. • Tennessee (86 • 11.30.24)
100 or more rushing yards	Jam Miller • Alabama (136 • 10.4.25)
200 or more rushing yards	Tyler Badie • Missouri (254 • 10.30.21)
Three or more rushing touchdowns	Larry Rountree • Missouri (3 • 11.28.20)
Rush of 70 yards or more	Mario Anderson • South Carolina (72 • 11.11.23)
100 or more receiving yards	Dont'e Thornton Jr. • Tennessee (118 • 11.30.24)
200 or more receiving yards	Jonathan Mingo • Ole Miss (247 • 10.8.20)
Two touchdown receptions	Dont'e Thornton Jr. • Tennessee (2 • 11.30.24)
Three or more touchdown receptions	Elijah Moore • Ole Miss (3 • 9.21.19)
Kickoff return for touchdown	Nyheim Hines • NC State (100 • 12.26.16)
Punt return for touchdown	Dee Williams • Tennessee (73 • 11.26.22)
Interception return for touchdown	Maxwell Hariston • Kentucky 2x (29 • 54 • 9.23.23)
Fumble return for touchdown	Jerrae Williams • UNLV (41 • 9.16.23)
Three or more field goals made	Damian Ramos • LSU (3 • 10.18.25)
50-yard field goal made	Braeden McAlister • Georgia State (52 • 9.20.25)
Punt of at least 70 yards	Kai Kroeger • South Carolina (70 • 10.16.21)
10 or more tackles	A.J. Haulcy • LSU (13 • 10.18.25)
Three or more tackles for loss	Quandarrus Robinson • Alabama (3 • 10.5.24)
Two or more sacks	Kevin Swint • Georgia State (2 • 9.14.24)
Two or more interceptions	Trey Washington • Ole Miss (2 • 10.28.23)
Blocked punt	Keenan Nelson Jr. • South Carolina (11.11.23)
Blocked punt returned for touchdown	Keenan Nelson Jr. • South Carolina (18 • 11.11.23)
Blocked field goal	Sharriif Floyd • Florida (11.5.11)
Blocked PAT	D.J. Wonnum • South Carolina (10.28.17)
Safety	Tyre West • Tennessee (11.30.24)
30 or more first downs	Tennessee (31 • 11.25.23)
500 or more yards of total offense	Tennessee (538 • 11.30.24)
300 or more passing yards	Alabama (340 • 10.4.25)
400 or more passing yards	Tennessee (449 • 11.26.22)
200 or more rushing yards	Tennessee (281 • 11.30.24)
300 or more rushing yards	Tennessee (362 • 11.26.22)
400 or more rushing yards	Kentucky (401 • 11.16.19)
40 points or more	Tennessee (48 • 11.25.23)
Held Vanderbilt under 200 total yards	Georgia (150 • 10.15.22)
Held Vanderbilt under 100 rushing yards	Auburn (84 • 11.2.24)
Held Vanderbilt under 100 passing yards	Ole Miss (60 • 10.28.23)
Shut out Vanderbilt	Tennessee (11.26.22)

