



VANDERBILT

FOOTBALL

2025

VANDERBILT COMMODORES

I-O (0-0 SEC)

Head Coach: Clark Lea (Vanderbilt, '04)
Record at Vanderbilt: 17-33 | 5th season
Career Record: 17-33 | 5th season

AT

VIRGINIA TECH HOKIES

O-I (0-0 ACC)

Head Coach: Brent Pry
Record at Virginia Tech: 16-22 | 4th season
Career Record: 16-22 | 4th season



VANDERBILT
SPORTS NETWORK

Play-by-Play | Wes Durham
Analyst | Steve Addazio
Sideline | Dana Boyle

Play-by-Play | Andrew Allegretta
Analyst | Norman Jordan
Sideline | Kevin Ingram



GAME 2 • SATURDAY, SEPT. 6 • 6:30 PM CT

BLACKSBURG, VA. • LANE STADIUM (66,233)

STORYLINES

OPENING NIGHT SUCCESS

- Vanderbilt kicked off its 136th season of football with a 45-3 win over Charleston Southern in front of a sold-out FirstBank Stadium.
- The victory marked the fourth season-opening victory in a row, marking the longest stretch of wins in season openers since capturing six in a row from 1970-75.
- Vanderbilt scored a touchdown on each of its first three possessions of the night, the first time the Dores opened a game with three touchdown drives since 2017.
- Quarterback Diego Pavia completed 20-of-25 passes for 275 yards and three scores to lead the victory. He added 44 rushing yards on eight carries.

NEW FACES FIND THE END ZONE

- Three of Vanderbilt's newest additions all found the end zone in Week 1 with transfer running back Makhilyn Young, sophomore running back Jamezell Lassiter and freshman wide receiver Kayleb Barnett each reaching paydirt.
- Barnett's first collegiate touchdown opened the scoring against Charleston Southern, as the speedster took a jet sweep pass in from 9 yards out.
- Young's first TD as a Commodore came in the third quarter as the New Mexico State transfer capped a four-play, 21-yard drive with a 4-yard scamper up the middle. The touchdown was the fourth of Young's collegiate career.
- Lassiter's score completed the 45-point day for Vanderbilt as the sophomore housed his first collegiate carry on a 35-yard touchdown run in the fourth quarter.

CONTROLLING THE SEAS

- The Commodores defense surrendered just 135 total yards to Charleston Southern in the season opener.
- The 135 yards are the eighth-lowest total allowed in the past 30 seasons by the Commodores. It's also the second-lowest output by an opposing offense in the season opener.
- The Commodore defense racked up three sacks and totaled seven stops behind the line of scrimmage.
- Bryce Cowan led the Dores' defense with five tackles, one shy of his career-best six set against Tennessee in 2023.
- Miles Capers led the black and gold with 2.5 tackles for loss, including a strip sack. The forced fumble was the fourth of Capers' career, extending his team-leading total.
- The 2.5 tackles for loss total was a career best for Capers as well.

LAST SEASON WITH THE HOKIES

- Vanderbilt toppled the Hokies in a 34-27 overtime thriller at FirstBank Stadium to open the 2024 campaign in Nashville.
- Diego Pavia, in his first game at quarterback for the Commodores, was electric going 12-of-16 for 190 yards and two touchdowns through the air while adding 104 rushing yards and a TD on the ground.
- Sedrick Alexander added 69 yards as the Dores rolled up 181 rushing yards for a pair of scores.
- Defensive lineman Glenn Seabrooks III snagged an interception off a tipped pass in the win.
- Pavia led a late six-play, 70-yard drive, capped by a TD connection with Alexander to tie the game and force overtime.
- In overtime, Pavia finished a four-play scoring drive with a 4-yard touchdown run. The Commodore defense held on 4th-and-11 from the 12-yard line to earn the victory.

NEW SEASON, NEW HIGHT

- No need to blink, that is junior Martel Hight split out at wide receiver this season. The veteran corner will play both ways for the first time in his collegiate career.
- In his first venture as a two-way player, Hight made two catches for 17 yards and added four tackles on the defensive side of the ball.
- Hight finished the 2024 campaign tied for the team lead with two interceptions, tied for second with four pass breakups and added 33 tackles.
- Hight's explosiveness with the ball in his hands was also on display as he averaged 14.7 yards on 18 punt returns and made a 57-yard house call against Alcorn State.

CAPTAINING THE SHIP

- Vanderbilt named eight veterans as team captains for the 2025 season. Commodore captains are voted on and selected by the team.
- Richie Hoskins, Langston Patterson, Diego Pavia and Marlen Sewell were all selected as captains for a second-straight season. Randon Fontenette, Yilanan Ouattara, Eli Stowers and Khordae Sydnor join the leadership group for their first season as captains.

RICHARDSON REELS 'EM IN

- New Commodore Tre Richardson made an instant spark with a team-leading five receptions against the Bucs for 74 yards.
- Richardson joined the Dores after a prolific season at Washburn in the NCAA Division II ranks where he went for 981 yards on 52 catches with 11 touchdowns.

2025 SCHEDULE (I-O, O-O)

		SECN+	W, 45-3
Aug. 30	Charleston So. (—/RV)	ACCN	6:30 PM
Sept. 6	at Virginia Tech (—/RV)	ESPN/SECN	Night
Sept. 13	at 10/11 South Carolina* (—/RV)	ESPN2/U	6:30 PM
Sept. 20	Georgia State (—/RV)	SECN	11:45 AM
Sept. 27	Utah State (—/RV)	TBD	Flex
Oct. 4	at 21/20 Alabama* (—/RV)	TBD	Early
Oct. 18	3/4 LSU* (—/RV)	TBD	Flex
Oct. 25	RV/RV Missouri* (—/RV)	ABC/ESPN	11 AM
Nov. 1	at 7/6 Texas* (—/RV)	TBD	Afternoon
Nov. 8	RV/RV Auburn* (—/RV)	TBD	Afternoon
Nov. 22	Kentucky* (—/RV)	TBD	Afternoon
Nov. 29	at 22/17 Tennessee* (—/RV)	TBD	Afternoon

*SEC game • All times Central • Home games in bold

Rankings: AP/Coaches on date of game (or current ranking for future opponents)

Early: 11 a.m.-noon • Afternoon: 2:30-3:30 p.m. • Night 5-7 p.m. • Flex: 2:30-7 p.m.

TABLE OF CONTENTS

- 1-4 Game Notes
- 4 Series History
- 5 Vanderbilt, Nashville & VUFB By The Numbers
- Dores in the NFL
- 6 Quick Facts
- 7 Weekly Media Schedule, Honors & Awards
- 8-9 Roster (Numerical & Alphabetical)
- 10-19 Commodore Capsules
- 20 Game Recaps
- 21 Record When, Player Starts
- 22 Dore Details, Starting Lineups, Game Leaders
- 23 Turnovers, Third Downs, Drive Charts
- 24-25 Big Plays
- 26 Scoring Drives
- 27-28 Records
- 29-52 Stats
- 53 The Last Time

FOOTBALL COMMUNICATIONS

ASSISTANT AD • Communications

TBD

ASSISTANT DIRECTOR • Communications

Laura Topp • *Interim Primary Contact*
laura.topp@vanderbilt.edu • 414-708-0062

ASSOCIATE AD • Communications

Brian Fremund • *Secondary Contact*
brian.fremund@vanderbilt.edu • 251-623-3191

CREDENTIALS

sportssystem.com/vanderbilt

MEDIA HUB

VUCommodores.com/pressbox



GAME NOTES

PRESEASON ACCOLADES

- Eli Stowers has dotted preseason All-America lists this season, garnering first team picks by the Walter Camp Football Foundation, ESPN, Sports Illustrated, Associated Press, The Athletic, The Sporting News, Athlon and Phil Steele.
- Stowers is also one of two Commodores who picked up All-SEC recognition from league coaches in advance of the 2025 season, being tabbed preseason first-team All-SEC while Martel Hight landed a spot on the third team.
- Stowers' first team prognostication is the first for the Does since the 2013 season when Jordan Matthews, Andre Hal and Casey Spear all earned preseason honors.

WATCH(LIST) ME

- Six different Commodores have picked up preseason watch list recognition, led by Diego Pavia and Eli Stowers on five watch lists.

DORES ON WATCH LISTS

Eli Stowers	Walter Camp, Biletnikoff, John Mackey, Lombardi, Earl Campbell Tyler Rose
Diego Pavia	Walter Camp, Maxwell, Manning, Davey O'Brien, Johnny Unitas
Sedrick Alexander	Doak Walker, Earl Campbell Tyler Rose
Martel Hight	Paul Hornung
Bryan Longwell	Bednarik
Jordan White	Dave Rimington

HOME NEVER LOOKED SO GOOD

- Saturday marked another new milestone at FirstBank Stadium as the south end zone facility made its debut.
- The state-of-the-art facility features living room boxes, loge boxes, club seating, field-level seating, founders' suites, club suites and open-air tailgate suites.
- The south end zone building also houses a new football game day locker room, and will also feature a student-athlete training table and dining facility for all varsity teams.



Vanderbilt's newly renovated south end zone featuring a variety of premium seating



Interior spaces include premium club areas and exclusive dining options



The south end zone facility also features a newly renovated game day locker room

RELIABLE

- Eli Stowers entered the 2025 season sixth among all active tight ends with 1,004 career receiving yards. All five ahead of Stowers have played four full seasons to Stowers' three-plus at the position.
- Stowers' 12.4 yards per catch career average is tied for third nationally among active tight ends.
- His 638 receiving yards last season were the second-most by a Vanderbilt tight end since 1996. He trailed only the 774 accumulated by Jared Pinkney in 2018. Pinkney, Stowers and Steven Scheu (2014) are the only Vanderbilt tight ends since 1996 to eclipse 500 receiving yards in a season.
- In addition, Stowers is the only Vanderbilt tight end since 1996 to complete a pass in a game after he hit fellow tight end Cole Spence for a 17-yard touchdown in the win over Alcorn State.
- No SEC tight end had more than Stowers' 49.1 receiving yards per game, as he finished the year tied in the category with Texas' Gunnar Helm.
- Stowers became the first Vandy tight end since at least 1996 to have multiple games with 100-plus receiving yards in a season. He had three such games last season after totaling 110 receiving yards vs. Georgia State and 130 vs. Ball State in addition to the Alabama game.
- Stowers became just the sixth tight end since 1996 to register 100-plus receiving yards in a game vs. Alabama:

Player	Date	Game	Rec. Yards
Eli Stowers	10.5.24	Vanderbilt vs. #1 Alabama	113
Ja'Tavion Sanders	9.9.23	#11 Texas at #3 Alabama	114
Brock Bowers	12.4.21	#1 Georgia vs. #4 Alabama	139
Kyle Pitts	12.19.20	#11 Florida vs. #1 Alabama	129
Kenny Yeboah	10.10.20	Ole Miss vs. #2 Alabama	181
Evan Ingram	9.17.16	#19 Ole Miss vs. #1 Alabama	138

- Stowers was a semifinalist for the John Mackey Award and selected All-SEC by the league's coaches. He was Vanderbilt's first offensive player to earn first-team All-SEC honors since 2013.

THE BECKONING

- Vanderbilt's offense has been transformed under second-year offensive coordinator Tim Beck's watch.
- Vandy's ESPN FPI offensive efficiency (67.5) ranked 28th in FBS in 2024. It was Vanderbilt's best finish in offensive efficiency since 2005 when the Does ended up 25th in the metric's first year. Prior to Beck's arrival, Vanderbilt's best finish during Clark Lea's tenure was 76th in 2022.
- The Commodores were the best in the nation at protecting the football, finishing with an FBS-low seven turnovers on the season.
- Vanderbilt also led the SEC and finished third in FBS in red zone offense, getting points on 93.3 percent of its red zone trips (42-for-45).
- Beck was named a semifinalist for the Broyles Award as the nation's top assistant coach.

SEDRIK THE ENTERTAINER

- Running back Sedrick Alexander picked up right where he left off in 2024, going for 83 yards on 12 carries in the season-opening win against Charleston Southern. The 83 yards propelled Alexander past the 1,000-yard mark for his career.
- Alexander also added 26 yards receiving to top 100 all-purpose yards for the first time in his collegiate career.
- Last season, he tallied a career-high 21 carries in the win over top-ranked Alabama on Oct. 5, 2024, matching his career-best with two rushing touchdowns, and was included on the Earl Campbell Tyler Rose Award Honorable Mention List for the week.
- He finished his sophomore campaign as the team's second-leading rusher, trailing only Diego Pavia, with 586 yards and six touchdowns. He became the 26th Vandy running back to eclipse 500 rushing yards in a season since 1996 and his total was second among all SEC sophomores.
- The Texan played in all 12 games as a freshman, logging 504 all-purpose yards, 371 rushing yards and four rushing touchdowns.
- He led SEC freshmen in rushing yards and touchdowns and was named to the league's All-Freshman team.
- Alexander was named to the Earl Campbell Tyler Rose Award Watch List entering 2024.

BIRMINGHAM BOWL CHAMPIONS

- For just the fifth time in school history, Vanderbilt football ended its season with a bowl victory as the Commodores defeated Georgia Tech in the Birmingham Bowl to conclude a historic 2024 campaign.
- Vandy beat the Yellow Jackets, 35-27, in Birmingham to clinch its first bowl victory and first winning season since 2013. The win improved the program's all-time postseason record to 5-4-1.
- Diego Pavia was named the game's MVP after he contributed to five touchdowns, a Vanderbilt bowl record. Pavia threw for three scores and rushed for a pair, amassing 245 total yards (160 passing, 85 rushing).
- The Does were 5-for-5 in the red zone and forced a pair of turnovers in the victory. CJ Taylor intercepted a pass, Aeneas DiCosmo recovered a fumble and Nick Rinaldi made 10 tackles with two sacks. Rinaldi earned a spot on the Associated Press All-Bowl team for his efforts.
- The Birmingham Bowl was a renewal of a rivalry with Georgia Tech which dates back to the founding of the SEC. It was Vandy's first win over the Yellow Jackets since 1941 and returned the Golden Cowbell rivalry trophy to Nashville.



GAME NOTES

DOMINANT DIEGO

- Diego Pavia didn't miss a beat to open the 2025 season, completing 20-of-25 passes for 275 yards and three touchdowns. The 80 percent completion rate was a career best for Pavia when completing 20 or more passes and tied for the second best performance in any game of his career.
- The three passing touchdowns and 275 passing yards both matched Vanderbilt highs for Pavia.
- Pavia's 20 passing touchdowns in 2024 ranked sixth in the SEC. The 20 touchdowns were fifth-most by a Commodore in a season.
- On the ground, Pavia ran for a Vanderbilt QB record 801 yards. That total was the highest by a Power 4 quarterback last season and seventh-most among non-service academy quarterbacks in all of FBS.
- For his career, Pavia capped 2024 second among active FBS quarterbacks with 2,232 rushing yards, trailing only Army's Bryson Daily. In addition, his 6,716 career passing yards ranks 12th among active quarterbacks heading into 2025.
- He was named one of 16 semifinalists for the 88th Maxwell Award, as well as one of 16 semifinalists for the Davey O'Brien Award.
- His performance in the win over top-ranked Alabama on Oct. 5 landed him SEC Offensive Player of the Week. He was also named the Davey O'Brien National Quarterback of the Week and the Maxwell Award Player of the Week.
- He became the 13th quarterback since 2004 to defeat Alabama and Auburn in the same season and just the fourth do to so without playing in the SEC West (Stetson Bennett, Deshaun Watson, Matthew Stafford). He is the seventh quarterback in that same time frame to have at least three career wins over the Tigers and Tide, joining Jayden Daniels, Bennett, Joe Burrow, Jarrett Lee, Jordan Jefferson, Stafford and JaMarcus Russell.
- Pavia piloted a deadly efficient offense in 2023 while leading New Mexico State to 10 wins. He ranked among the top 35 in FBS in passing touchdowns, points, passing yards per attempt and passing efficiency that season. In addition, Pavia ranked fifth among FBS quarterbacks in Pro Football Focus' Elusive Rating.

FEWEST INTERCEPTIONS

- Diego Pavia's four interceptions thrown last season were the fewest by a Vanderbilt quarterback in a season with at least 200 attempts since 1996.
- He bettered the mark of five previously held by Jay Cutler (2004), Riley Neal (2019), Jordan Rodgers (2012) and Larry Smith (2010).
- With 298 attempts, Pavia hit the mark with more passing attempts than three of the four who previously held the record (Rodgers had 319 attempts).
- As a team, Vandy's four interceptions last season were the fewest on record (1946). The previous low total for interceptions thrown was five in 2004 and 2012. It was just the 13th time since 1946 that Vanderbilt has thrown fewer than 10 interceptions in a season.

A SEASON TO REMEMBER

- Vanderbilt football's historic season resulted in the Commodores collecting SEC Coach of the Year (Clark Lea) and SEC Newcomer of the Year (Diego Pavia).
- It was the first time since Warren Norman was selected SEC Freshman of the Year in 2009 that Vanderbilt has collected an SEC individual postseason award from the league's coaches.
- Lea was the first SEC Coach of the Year on West End since Bobby Johnson, Lea's own coach as a player at Vandy, in 2008. Johnson led the Commodores to a 7-6 mark and Music City Bowl win, Vandy's first bowl victory at the time since 1955. He shared the award with Alabama's Nick Saban and Houston Nutt from Ole Miss, meaning the last time a Vanderbilt coach won the award outright was in 1982 when George MacIntyre led Vandy to an 8-4 mark and berth in the Hall of Fame Bowl.
- Vanderbilt won six of its first nine games for the first time since 1982, won at Auburn's Jordan-Hare Stadium for the first time ever, defeated Alabama and Auburn in the same season for the first time since 1955, was ranked in the Associated Press poll for the first time since the conclusion of the 2013 season, played a game as a ranked team for the first time since the 2012 Music City Bowl and played a regular season game while ranked for the first time since 2008.
- Pavia collected the SEC's first-ever Newcomer of the Year award. Separate from the Freshman of the Year, Newcomer of the Year recognizes the top transfer student-athlete who has not previously competed in the SEC and is not a freshman in eligibility status.
- Named a semifinalist for the Maxwell Award and Davey O'Brien Award, Pavia threw the fewest interceptions by a Vanderbilt quarterback since at least 1996 (minimum 200 attempts) and had the second-fewest interceptions among SEC quarterbacks last season with at least 250 attempts.
- In addition to the pair of individual awards, four Dores earned All-SEC honors. Eli Stowers was named the first-team tight end, Jesse Mirco (punter) and Martel Hight (return specialist) were chosen for the second team and Brock Taylor was named the third-team kicker.

SPECIAL PLAYS, SPECIAL PLAYERS

- The Commodores return a trio of dangerous special team weapons from one of the best units in the country in 2024. Returners Martel Hight and Junior Sherrill both scored on special teams in 2024 while kicker Brock Taylor dotted his name across the Vandy record book.
- Vanderbilt's special teams efficiency of 69.7 according to ESPN's FPI ranked fifth among FBS programs and led all SEC teams.
- Vandy was third in the SEC and 11th in FBS with 14.72 yards per punt return. Hight led SEC players and was third nationally in punt return average and returned a punt 57 yards for a score against Alcorn State in 2024.
- Taylor drilled a program-record 57-yard field goal at Missouri on Sept. 21, 2024. Taylor had five makes of 50 or more yards last season, giving him the career record for 50-plus-yard field goals.
- The Knoxville, Tennessee, native also finished the season with 93 points, second-most in school history. It trailed only kicker Carey Spear's 99-point season in 2013, which included a touchdown.

- Taylor was named SEC Special Teams Player of the Week twice. His 18 field goals were second-most by a Commodore in a season. Taylor made his last 11 field goal attempts of the season.
- In the regular-season finale vs. Tennessee, Junior Sherrill took the opening kickoff back 100 yards for a touchdown, which marked Vandy's first kickoff return for a touchdown since Aug. 26, 2023 vs. Hawai'i.
- The 100-yard return was the longest by a Commodore since Sept. 20, 2014 vs. South Carolina. It was the first kickoff return for a score that Tennessee had given up since the 2021 season when Missouri accomplished the feat.
- Vanderbilt was one of six Power 4 programs with both a punt return and kickoff return for a touchdown in 2024 (BYU, Iowa, North Carolina, Oregon and Wake Forest).
- In addition, it was the first time since 1971 the Commodores scored on a punt return and kickoff return in the same season and just the fourth time on record Vandy scored in both varieties.

Season	Return	Yards	Player • Date vs. Opponent
2024	Kickoff	100	Junior Sherrill • Nov. 30 vs. Tennessee
	Punt	57	Martel Hight • Sept. 7 vs. Alcorn State
1971	Kickoff	94	Doug Nettles • Oct. 2 at Virginia
	Punt	57	Walter Overton • Sept. 25 at Mississippi State
1955	Punt	62	Charley Horton • Nov. 5 vs. Kentucky
	Kickoff	94	Jack Hudson • Oct. 29 vs. Virginia
1949	Punt	60	Lee Nalley • Oct. 29 vs. Auburn
	Kickoff	96	Lee Nalley • Oct. 15 at Florida

BEAR-LEA SCRATCHING THE SURFACE

- Head coach Clark Lea was named the SEC Coach of the Year after leading Vanderbilt to its first postseason appearance since 2018. He's the first Commodore coach to win the award since Bobby Johnson in 2008. Johnson was Lea's coach during his playing career at Vandy.
- Lea was also named AFCA Region 2 Coach of the Year and was a finalist for the National Coach of the Year.
- He also found himself on the Paul "Bear" Bryant Coach of the Year watch list after Vanderbilt's historical first half of the season.
- Many of the positive developments in the fall came after Lea retooled the coaching staff following the 2023 season. In addition to taking over defensive coordinator duties, Lea hired a new offensive coordinator (Tim Beck), director of sports performance (Robert Stiner) and chief consultant (Jerry Kill).
- With 11 new hires on the football coaching staff and over 50 new student-athletes on the roster, Lea's Commodores made history last fall.
- With victories in six of its first nine games, Vanderbilt recorded its best start since 1982, went to its first bowl game since 2018 and had its first winning season and bowl victory since 2013.
- In addition, the Commodores produced their best scoring margin since 2013 and had a positive scoring margin for just the sixth time since 1975. The 27.3 points per game were the most since 2018 and the 23.4 points allowed per game were fewest since 2015.

POSITIVE SCORING MARGIN SEASONS SINCE 1975

Season	PPG	PPG Allowed	Margin
2024	27.3	23.4	3.9
2018	28.5	26.6	1.9
2013	30.1	24.6	5.5
2012	30.0	18.7	11.3
2011	26.7	21.6	5.1
1982	24.4	20.2	4.2

BROCKET LAUNCHER

- Brock Taylor continued his run of form, connecting on his lone field goal attempt of the season opener from 35 yards. The make marked Taylor's 12th-straight made field goal dating back to the 2024 season.
- He finished the 2024 campaign with 18 field goals and finished two shy of matching the program record of 20 set by Carey Spear in 2012.
- Taylor made his last 11 field goal attempts of the season over the final eight games (he did not attempt a field goal in the Birmingham Bowl).
- He connected on a program-record 57-yard field goal at Missouri on Sept. 21. Taylor had five makes of 50 or more yards last season, making him the first player in school history with at least five 50-yard-plus field goals.
- Taylor was chosen SEC Special Teams Player of the Week twice this season and was named a semifinalist for the Lou Groza Collegiate Place-Kicker Award on Nov. 19.

HIGHT OF THE RETURN

- Cornerback Martel Hight led the SEC and ranked third in FBS with a 14.72 punt return average. He also tied for the team lead with a pair of interceptions.
- In the win over Alcorn State, Hight became the first Dore with 100-plus punt return yards since Jonathan Krause on Nov. 24, 2012 at Wake Forest (110 yards). Hight's punt return for a touchdown in the game was the first since Krause's at Wake Forest in 2012.
- He became the first Commodore to have 100-plus punt return yards in a season since the 2019 campaign, reaching the mark in just two games.
- When Hight registered a 37-yard interception return for a touchdown against UNLV in 2023, he became the first Vanderbilt freshman in school history to return an interception for a touchdown and the first Dore of any age to do so since 2019.



GAME NOTES

SHERRILL STILL ROLLING

- Junior Sherrill continued his impactful play with three catches and a touchdown in the opening game of the 2025 season. The touchdown grab was the seventh of Sherrill's career to begin his junior season.
- Sherill finished his rookie year with 20 receptions for 293 yards and two touchdowns while playing in all 12 contests. He surpassed all three totals in 10 games last season.
- The Nashvillian has made at least one catch in 25 straight games.
- Sherrill received the opening kickoff vs. Tennessee and returned it 100 yards to the house for Vandy's longest kickoff return for a touchdown since 2014.
- He had a personal-best five catches for 62 yards and a receiving touchdown vs. No. 5/6 Texas on Oct. 26, 2024..
- Sherrill was rated the No. 8 freshman wide receiver in the nation by Pro Football Focus in 2023.

IMPROVEMENT VS. RANKED TEAMS

- In games against opponents in the AP Top 25 at the time of the game, Vanderbilt showed marked statistical improvement, in addition to securing its first-ever win against the No. 1 team in the nation.
- Last season, Vanderbilt averaged 28.5 points per game against ranked teams after scoring 18.0 in 2023 and 5.7 in Lea's debut 2021 campaign.
- In total scoring, Vanderbilt was outscored by just 14 points in four games against ranked teams. The 2022 Dores saw a deficit of 207 points over five games.
- Last year's Commodores allowed 32.0 points per game to ranked teams compared to 39.0 in 2023 and 52.6 in 2022.
- Vanderbilt averaged over 300 yards of total offense against ranked teams last season for the first time under Lea, while holding ranked opponents under 450 yards per game for the first time in that span.
- The Commodores scored 12 touchdowns in their four games against ranked teams after scoring just one offensive touchdown in three such games during Lea's initial 2021 season.
- Individually, Diego Pavia led Vandy in both rushing and passing against the top 25, averaging 63 yards on the ground and 169.3 passing yards in four games, both high-water marks for a Commodore against ranked teams the last four seasons.

	2021	2022	2023	2024
Record	0-3	0-5	0-4	1-3
VU Pts	17	56	72	114
Opp Pts	135	263	156	128
Margin	-118	-207	-84	-14
VU Pts/Game	5.7	11.2	18.0	28.5
Opp Pts/Game	45.0	52.6	39.0	32.0
VU Tot Off/Game	272.7	246.0	263.5	305.8
Opp Tot Off/Game	493.7	552.4	533.0	441.5
VU TOP	32:41	31:37	28:31	31:05
Opp TOP	27:19	28:23	31:29	28:55
VU Rushing TD	1	2	4	5
Opp Rushing TD	9	17	9	5
VU Passing TD	0	4	6	7
Opp Passing TD	9	16	10	10

HAIL TO THEE OUR ALMA MATER

- Head coach Clark Lea, a “Double Dore” with undergraduate and master's degrees from Vanderbilt, is one of eight Power 4 head coaches leading their alma mater.
- In addition, Vice Chancellor and Athletics Director Candice Storey Lee holds three degrees from Vanderbilt, where she was a member of the women's basketball team from 1996-2002.
- With the combination of Lea and Lee, Vanderbilt is one of just two Power 4 institutions where both the athletics director and football coach are graduates of their current employer. Oklahoma State athletics director Chad Weiberg and head coach Mike Gundy are both graduates of OSU.

Power 4 Head Coaches at Alma Mater

Coach	School
Jeff Brohm	Louisville
Mario Cristobal	Miami (Fla.)
Kenny Dillingham	Arizona State
DeShaun Foster	UCLA
Mike Gundy	Oklahoma State
Brent Key	Georgia Tech
Clark Lea	Vanderbilt
Kirby Smart	Georgia

SERIES HISTORY VS. VIRGINIA TECH

OVERALL 4-6	2024	W	34-27 (OT)	Nashville, Tenn.
NASHVILLE 4-2	1989	L	0-18	Blacksburg, Va.
AWAY 0-3	1986	L	21-29	Blacksburg, Va.
NEUTRAL 0-1	1985	L	24-38	Nashville, Tenn.
	1984	L	3-23	Nashville, Tenn.
	1983	L	10-21	Blacksburg, Va.
	1982	W	45-0	Nashville, Tenn.
	1966	L	6-21	Richmond, Va.
	1965	W	21-10	Nashville, Tenn.
	1930	W	40-0	Nashville, Tenn.

SERIES NOTES

- Vanderbilt and Virginia Tech first met at Dudley Field in 1930, a 40-0 Vandy win.
- The sides did not play again until 1965, a 21-10 Vandy win in Nashville.
- Virginia Tech got its first win in the series the next season in Richmond, Virginia. The game at City Stadium was the Tobacco Bowl, an annual regular season game including at least one team from the Commonwealth from 1949-82. The game was held during the National Tobacco Festival.
- The teams met annually from 1982-86. Vandy took the first game in the run, 45-0, in Nashville, before the Hokies captured the next four games.
- Vanderbilt knocked off Virginia Tech in the 2024 season opener, winning 34-27 in an overtime thriller. Quarterback Diego Pavia scored three touchdowns and posted 294 yards of offense.

NOTABLES

- 2024 First overtime contest for Vanderbilt under head coach Clark Lea
- 1989 The 18-0 Virginia Tech win is the only 18-0 score in the post-WWII era of Vanderbilt football. Vanderbilt won five games by an 18-0 score in 1900 (vs. Nashville), 1910 (vs. Tennessee), 1911 (vs. Kentucky), 1924 (vs. Mississippi State) and 1937 (vs. Chicago). The Dores have lost by an 18-0 score twice: 1898 at Virginia and 1905 at Michigan.
- 1985 John Gromos threw for 316 yards with Carl Parker hitting 133 receiving yards. It marked the 11th time in school history Vandy had a 300-yard passer and 100-yard receiver in the same game
- 1985 Gromos’ 82-yard pass to Carl Parker was the third-longest in school history at the time and remains the seventh-longest completion in school history
- 1982 Whit Taylor’s four touchdown passes vs. VT are the second-most in a game in Vandy history
- 1982 Allama Matthews caught all four of Taylor’s touchdown passes, giving him the second-most receiving touchdowns in a game in school history
- 1982 The six total passing touchdowns by Vanderbilt are a single-game record
- 1965 Sid Ransom’s 32-yard interception return for a touchdown was the fifth in Vandy history
- 1930 40-0 win over Virginia Tech was one of five shutouts on the season for Dan McGugin’s team

SEC GRADUATES

- Vanderbilt football will have 28 student-athletes donning the SEC Graduate patch in 2025. Each of these 28 individuals have already completed their undergraduate degrees.

Emmanuel Adebi	Brail Lipford
Hayden Bray	Chase Mitchell
Miles Capers	Mason Nelson
Charlie Clark	Diego Pavia
Mark Davis	Sterling Porcher
Isaia Glass	Nick Rinaldi
Nick Haberer	Marlen Sewell
Durham Harris	David Siegel
Bryce Henderson	Joshua Singh
Richie Hoskins	Cole Spence
Trent Hudson	Eli Stowers
Marlon Jones	Kevo Wesley
Keanu Koht	Jordan White
Prince Kollie	Zaylin Wood



V VANDERBILT

- 97%** Student body retention rate
- 83%** Students graduating with no debt
- 65%** Undergraduate students receiving financial aid
- \$366** Million in student aid (2022-23)
- \$3.2** Billion goal for Dare to Grow campaign
- #1** Financial Aid (Princeton Review, 2018)
- #2** Happiest students (Princeton Review, 2018)
- #5** Most Beautiful Campus (Princeton Review, 2023)
- #10** Most Innovative University (Reuters)
- 7:1** Student-to-Faculty Ratio

Nashville MUSIC CITY

- #1** Top Travel Destination in the World (National Geographic)
- #1** Best Live Music Cities (Fifty Grande)
- 3** Top 10 Music Museums (USA Today)
 - 1. *The Johnny Cash Museum*
 - 8. *Patsy Cline Museum*
 - 9. *Country Music Hall of Fame and Museum*
- #7** Top Destinations in the United States (Trip Advisor)
- #8** Best Cities in the United States (Conde Nast Traveler)
- #8** Readers' 15 Favorite Cities in the U.S. (Travel + Leisure)
- #10** Essential Drives for a U.S. Road Trip (National Geographic)
- #6** Best Food Destinations in the U.S. (Trip Advisor)
- #5** South's Best Cities (Southern Living)
- +2m** Over two million Nashville area residents
- 5** Fortune 500 companies call Nashville home
- 13** Fortune 1000 companies headquartered in Nashville

V VUFB

- 1890** First season
- 10** One of 10 charter members still in the SEC
- 4** College Football Hall of Fame coaches
- 8** Undefeated seasons
- 14** Conference championships
- 1922** Opening of FirstBank Stadium, then Dudley Field, as the first football-specific stadium in the South
- 8** NFL starters who played for Clark Lea
 - Including: Drue Tranquill, Jeremiah Owusu-Koramoah, Zaire Franklin, Kyle Hamilton and Julian Love
- 18** NFL offensive linemen developed by Chris Klenakis
 - Including: Alvin Bailey, John Miller, Joel Bitonio, Jeremy Bridges, Shar Pourdanesh, DeMarcus Love, Harvey Dahl, Jason Jimenez, Travis Swanson, Geron Christian, Ray Dominguez, Tony Moll
- 59** NFL draft picks trained under Robert Stiner
 - Including: Dak Prescott, Kyren Williams, Chris Jones, Drake London, Kyle Hamilton, Julian Love, Drue Tranquill, Michael Mayer, Jeremiah Owusu-Koramoah, Darius Slay
- 175** Wins as a head coach by Jerry Kill
- +122** Vandy's improvement in ESPN Special Teams Efficiency ranking from 2021 to 2024
- +92** Vandy's improvement in ESPN Offensive Efficiency ranking from 2023 to 2024, Tim Beck's first season as OC
- +28** Vandy's improvement in ESPN Defensive Efficiency ranking from 2023 to 2024, Clark Lea's first as DC

DORES IN THE NFL



- JULIAN ASHBY** **Long Snapper**
- Opens the 2025 season on New England's 53-man roster
- Drafted by Patriots in Round 7, Pick 251, of the 2025 NFL Draft



- OREN BURKS** **Linebacker**
- Opens the 2025 season on Cincinnati's 53-man roster
- Super Bowl LIX champion with the Eagles
- Appeared in Super Bowl LIX (Eagles) and Super Bowl LVIII (49ers)
- Played in 108 career games over eight seasons with Packers ('18-21), 49ers ('22-23), Eagles ('24) and Bengals (Pres.)
- Drafted by Packers in Round 3, Pick 88, of the 2018 NFL Draft



- ADAM BUTLER** **Defensive Tackle**
- Opens the 2025 season on Las Vegas' 53-man roster
- Appeared in all 17 games, with 16 starts, in '24 the Raiders, totaling 65 tackles, five sacks and a forced fumble
- Played in 114 games with 29 starts over seven seasons with Patriots ('17-'20), Dolphins ('21) and Raiders ('23-Pres.)



- ZACH CUNNINGHAM** **Linebacker**
- Opens the 2025 season on Detroit's 53-man roster
- Played in seven games for the Broncos in '24
- Led NFL in tackles (164) and solo tackles (106) in '20
- Appeared in 102 games over eight seasons with Texans ('17-21), Titans ('21-22), Eagles ('23), Broncos ('24), and Lions (Pres.)
- Drafted by Texans in Round 2, Pick 57, of the 2017 NFL Draft



- DAYO ODEYINGBO** **Defensive End**
- Opens the 2025 season on Chicago's 53-man roster
- Played in all 17 games for Indianapolis for the third consecutive season in '24
- Made 31 tackles with three sacks, two forced fumbles and a fumble recovery
- Appeared in 61 career games and has not missed a contest since his rookie season in '21
- Drafted by Colts in Round 2, Pick 54, of the 2021 NFL Draft



- TRENT SHERFIELD SR.** **Wide Receiver**
- Opens the 2025 season on Denver's 53-man roster
- Played in all 17 regular season games and one postseason game for the Vikings in '24
- Has not missed a game since the 2020 season
- Made the playoffs each of the last four seasons with four different franchises (MIN '24, BUF '23, MIA '22 and SF '21)
- Played in 112 career games over eight seasons for Cardinals ('18-20), 49ers ('21), Dolphins ('22), Bills ('23) and Vikings ('24)



- JUSTIN SKULE** **Offensive Tackle**
- Opens the 2025 season on Minnesota's 53-man roster
- Appeared in 10 games with four starts for Buccaneers in '24, winning NFC South title
- Played in 66 career games with 17 starts over six seasons with 49ers ('19-20), Buccaneers ('22-24) and Vikings (Pres.)

The above players concluded their collegiate careers at Vanderbilt. Other players who appeared in at least one NFL game in 2025 and played for Vanderbilt at any point in their collegiate careers include:

- *RB Ray Davis (BUF)*
- *OL Tyler Steen (PHI)*



QUICK FACTS

Name	Vanderbilt University
Location	Nashville, Tenn.
Founded	1873
Enrollment	7,221 (undergraduate) • 13,575 (total)
Nickname	Commodores
Colors	Black & Gold
Stadium	FirstBank Stadium (35,000)
Surface	Artificial • Shaw Sports Powerblade
Conference	Southeastern
Affiliation	NCAA Division I FBS
Chancellor	Daniel Diermeier
Vice Chancellor/Athletics Director	Candice Storey Lee
Faculty Athletics Rep	Tracey George
Website	VUCommodores.com

COACHING STAFF

E. Bronson Ingram Chair in Football	Clark Lea (Vanderbilt '04 • 5th season)
Chief Consultant to the Head Coach • Senior Offensive Advisor	Jerry Kill (Southwestern College '83 • 2nd season)
Offensive Coordinator	Tim Beck (Pittsburg State '88 • 2nd season)
Defensive Coordinator	Steve Gregory (Syracuse '06 • 2nd season)
Co-Defensive Coordinator • Linebackers	Nick Lezynski (Notre Dame '11 • 4th season)
Special Teams Coordinator • Tight Ends	Jeff LePak (Eastern Illinois '14 • 5th season)
Run Game Coordinator • Running Backs	Ghaali Muhammad-Lankford (Wyoming '13 • 2nd season)
Pass Game Coordinator • Wide Receivers	Alex Bailey (Youngstown State '07 • 4th season)
Defensive Run Game Coordinator • Defensive Line	Larry Black (Indiana '12 • 4th season)
Assistant Coach • Defensive Ends	Jovan Haye (Vanderbilt '07 • 8th season)
Assistant Coach • Safeties	Melvin Rice (Northern Illinois '09 • 2nd season)
Assistant Coach • Cornerbacks	Jamaal Richardson (Iowa State '18 • 4th season)
Assistant Coach • Offensive Line	Chris Klenakis (Carroll College '86 • 2nd season)
Tight Ends Coach	Brendan Flaherty (Bridgewater State '15 • 5th season)
Stars/Nickels Coach	Jimmy Thompson (Notre Dame '18 • 5th season)
Quarterbacks Coach	Garrett Altman (TCU '17 • 2nd season)
Specialists Coach • Special Teams Asst. Coach	Shane Gallant (Bowling Green '17 • 2nd season)
Assistant Running Backs Coach	Josh Adams (Notre Dame '20 • 3rd season)
Assistant Safeties Coach	Arion Shinaver (Notre Dame '20 • 4th season)
Assistant Cornerbacks Coach	Justin Harris (Vanderbilt '23 • 3rd season)
Assistant Wide Receivers Coach	Jafar Williams (Maryland '03 • 2nd season)
Assistant Offensive Line Coach	Jeff Nady (Nevada '12 • 1st season)
Pass Rush Specialist	Will Smart (Wake Forest '23 • 1st season)
Senior Defensive Analyst	Bob Shoop (Yale '88 • 1st season/4th total at VU)
Defensive Quality Control Intern	Isaiah Richardson (2nd season)
Defensive Quality Control Intern	Jaxon York (2nd season)
Offensive Quality Control Intern	Carson Casarahi (1st season)
Director • Football Sports Performance	Robert Stiner (Bellhaven '08 • 2nd season)
Assistant Director • Football Sports Performance	Ian Bures (Plymouth State '15 • 2nd season)
Assistant Football Sports Performance Coach	Demetrius Kemp (Wake Forest '19 • 5th season)
Assistant Football Sports Performance Coach	Hudson Stevens (Appalachian St. '22 • 3rd season)

QUICK FACTS

2024 Record • SEC Record/Finish	7-6 • 3-5/T-11th
Starters Returning/Lost	16/9 (6/5 Offense • 9/2 Defense • 1/2 ST)
Letterwinners Returning/Lost	37/23 (16/11 Offense • 20/9 Defense • 1/3 ST)
Offensive System	Multiple
Defensive System	4-3
First Season	1890
All-Time Record	625-671-50 (.483)
Seasons	135
Undefeated Seasons	8
Conference Titles	14
Bowl Record	5-4-1
Last Bowl	2024 Birmingham Bowl vs. Georgia Tech (W, 35-27)

PRONUNCIATION GUIDE

A recording of each player pronouncing their own name is available at: [VUCommodores.com/VUFBnames](#)

No.	Name	Pos.	Pronunciation
45	Emmanuel Adebi	TE	ah-DAY-bee
51	Clinton Azubuike	OL	az-UH-boo-kay
42	Jake Balis	RB	BAY-liss
88	Boski Barrett	WR	BO-skee
19	Blaze Berlowtiz	QB	BER-low-itz
46	Simeon Boulware	DL	BOWL-ware
21	Davin Chandler	S	DAY-vin
46	Mustafa Dannett	CB	dah-NET
2	Randon Fontenette	S	RAN-din FAHN-tin-ette
72	Isaia Glass	OL	E-sigh-uh
71	Ted Gregoire	OL	gre-GORE
38	Nick Haberer	P	HAHB-er-er
4	Martel Hight	CB/WR	hite (like height)
33	Vanzale Hinton	STAR	VAN-zell or VAN
58	Orion Irving	OL	or-EYE-on
93	Nikhil Jefferson	DL	nick-HEEL
9	Keanu Koht	EDGE	key-AHN-ooH COOT
41	Jamezell Lassiter	RB	JAMES-el
98	Terry Nwabuisi-Ezeala	DL	NWAH-bwee-zee ee-ZAH-lah
5	Yilanan (Issa) Ouattara	DL	E-lan-in (E-sah) WAH-tah-rah
2	Diego Pavia	QB	PAH-vee-uh
79	Sterling Porcher	OL	pour-SHAY
43	Dominic Rezac	RB	REE-zack
24	Nick Rinaldi	LB	ruh-NAHL-dee
40	Mason Rohmiller	K	ROW-mill-er
14	Jailen Ruth	STAR	JAY-lin
75	Misael Sandoval	OL	mee-sigh-EL (or mee-sah) san-dah-VAL
0	Junior Sherrill	WR	sher-UHL
77	David Siegel	OL	SEE-gul
99	Joshua Singh	DL	Sing
14	Jeremy St-Hilaire	QB	saint hill-AIR
9	Eli Stowers	TE	STOW-ers (<i>rhymes with hours</i>)
96	Khordae Sydnor	DL	core-DAY SID-nor
37	Jack Wanzung	CB	WAHN-zung
79	Conor Weasler	OL	WEEZ-ler
78	Keegan Wechsler	OL	WEX-ler
52	Kevo Wesley	OL	KEY-vo
22	Makhilyn Young	RB	mah-KY-lin or M.K.
95	Linus Zunk	DL	LINE-us



WEEKLY MEDIA SCHEDULE

Monday	6 p.m.	Commodore Hour <i>Show airs at 6 p.m. on 102.5 The Game</i>
Tuesday	10:55 a.m. (approx.) 1 p.m.	Selected Student-Athletes Available <i>Post-practice at McGugin Center (on-field)</i> Clark Lea Press Conference <i>McGugin Center (Team Auditorium)</i> <i>Live on ESPN app, @VandyFootball (X) and Vanderbilt Athletics YouTube</i>
Wednesday	12:20 p.m.	Clark Lea on SEC Zoom Teleconference <i>Contact Brian Fremund (brian.fremund@vanderbilt.edu) for login information</i> <i>Teleconference begins at 10 a.m. CT</i>
Thursday	12:15 p.m. (approx.)	Clark Lea Availability <i>Post-practice at McGugin Center (on-field)</i>
Friday	—	<i>No Availability</i>
Saturday	Postgame	Clark Lea & Student-Athletes <i>McGugin Center (Team Auditorium)</i>
Sunday	—	<i>No Availability</i>

ATHLETICS COMMUNICATIONS

Melanie Moran	Interim Assistant Vice Chancellor • Senior Associate Athletic Director • Communications
Laura Topp	Associate Communications Director <i>Interim Primary Football Contact • Lacrosse • Soccer</i>
Brian Fremund	Associate Athletic Director • Communications <i>Secondary Football Contact • Football Credentials • Swimming</i>
Will Owens	Associate Communications Director <i>Football Visiting Team Liaison • Baseball</i>
Jacob Bell	Associate Communications Director <i>Men's Basketball • Women's Golf</i>
Chris Caskey	Associate Communications Director <i>Women's Basketball • Men's Golf</i>
Pilar Ballough	Assistant Communications Director <i>Volleyball • Bowling • Track & Field/Cross Country</i>
Blake Largent	June Stewart Fellow <i>Women's Tennis • Men's Tennis</i>
Gavin Nevil	Strategic Projects Manager
Amon Kehr	Manager • Visual Media
Brendan Ross	Senior Content Lead • Football
Ricardo Odum	Senior Graphic Designer
Ethan Hunt	Associate Director • Social Media & Creative Content (Baseball)
TBD	Associate Director • Social Media & Creative Content (Men's Basketball)
Danny Burger	Videographer and Editor • Visual Media
Sam Jordan	Content Creator
TBD	Content Creator



collegepressbox is the official media website for Division I football. Access and download game notes, quotes, statistics, media guides, headshots, logos and more for all FBS schools, conferences, postseason games, awards and the College Football Playoff. For access, please register for an account at collegepressbox.com/register.

HONORS & AWARDS
 SEDRICK ALEXANDER RB

- Preseason third-team All-SEC (Athlon)
- Doak Walker Award Watch List
- Earl Campbell Tyler Rose Award Watch List
- Shrine Bowl 1000 Watch List

MILES CAPERS EDGE

- Senior Bowl Top 300 Watch List
- Shrine Bowl 1000 Watch List

RANDON FONTENETTE S

- Team captain
- Preseason third-team All-SEC (Athlon)
- Preseason fourth-team All-SEC (Phil Steele)
- Shrine Bowl 1000 Watch List

BRYCE HENDERSON OL

- Shrine Bowl 1000 Watch List

MARTEL HIGHT CB/WR

- Preseason fourth-team All-America PR (Phil Steele)
- Preseason third-team All-SEC AP (Coaches)
- Preseason second-team All-SEC PR (Athlon, Phil Steele)
- Paul Hornung Award Watch List
- Shrine Bowl 1000 Watch List

RICHIE HOSKINS WR

- Team captain

BRYAN LONGWELL LB

- Preseason second-team All-SEC (Phil Steele)
- Preseason third-team All-SEC (Athlon)
- Chuck Bednarik Award Watch List
- Shrine Bowl 1000 Watch List

YILANAN OUATTARA DL

- Team captain
- Shrine Bowl 1000 Watch List

LANGSTON PATTERSON LB

- Team captain
- Preseason fourth-team All-SEC (Athlon)

DIEGO PAVIA QB

- Team captain
- Walter Camp Player of the Year Award Watch List
- Maxwell Player of the Year Awards Watch List
- Davey O'Brien Award Watch List
- Manning Award Watch List
- Johnny Unitas Golden Arm Watch List
- Senior Bowl Top 300 Watch List
- Shrine Bowl 1000 Watch List
- No. 81 on PFSN's Top 100 College Football Players

STERLING PORCHER OL

- Shrine Bowl 1000 Watch List

MARLEN SEWELL S

- Team captain
- Wuerffel Trophy Watch List
- AFCA Good Works Team nominee

JUNIOR SHERRILL WR

- Preseason fourth-team All-SEC WR and KR (Athlon)
- Preseason fourth-team All-SEC KR (Phil Steele)

ELI STOWERS TE

- Team captain
- Preseason first-team All-America (Walter Camp Football Foundation, ESPN, Sports Illustrated, Associated Press, The Athletic, The Sporting News, Athlon, Phil Steele)
- Preseason second-team All-America (Sports Info Solutions)
- Preseason first-team All-SEC (Coaches, Media, Athlon, Phil Steele)
- Walter Camp Player of the Year Award Watch List
- Biletnikoff Award Watch List
- John Mackey Award Watch List
- Lombardi Award Watch List
- Earl Campbell Tyler Rose Award Watch List
- Senior Bowl Top 300 Watch List
- Shrine Bowl 1000 Watch List
- No. 28 on PFSN's Top 100 College Football Players
- The Athletic 2025 Freaks List

KHORDAE SYDNOR DL

- Team captain
- Preseason fourth-team All-SEC (Athlon)
- Shrine Bowl 1000 Watch List

BROCK TAYLOR K

- Preseason third-team All-SEC (Athlon)
- Preseason fourth-team All-SEC (Phil Steele)

KOLBEY TAYLOR CB

- The Athletic 2025 Freaks List

JORDAN WHITE OL

- Preseason second-team All-America (Sports Info Solutions)
- Dave Rimington Award Watch List
- Shrine Bowl 1000 Watch List

LINUS ZUNK DL

- Shrine Bowl 1000 Watch List



ROSTER • NUMERICAL

No.	Name	Pos.	Ht.	Wt.	Yr.	Hometown/High School/Previous School(s)
0	Marlon Jones	CB	6-1	190	Gr.	Tacoma, Wash./Curtis/Eastern Washington
0	Junior Sherrill	WR	5-11	203	Jr.	Nashville, Tenn./Lipscomb Academy
1	Dontae Carter	S	6-1	185	So.	Cibolo, Texas/Byron P. Steele
1	Trent Hudson	WR	6-3	187	Gr.	Killeen, Texas/Shoemaker/New Mexico St./Mississippi St.
2	Randon Fontenette	S	6-2	220	Jr.	Freeport, Texas/Brazosport/TCU
2	Diego Pavia	QB	6-0	207	Gr.	Albuquerque, N.M./Volcano Vista/NMMI/New Mexico St.
3	Tristen Brown	WR	5-10	185	So.	Houston, Texas/Lamar
3	Kolbey Taylor	CB	6-3	190	Gr.	Ft. Lauderdale, Fla./Pasadena (Texas) Memorial/Wyoming
4	Martel Hight	CB/WR	6-0	188	Jr.	Rome, Ga./Rome
5	Richie Hoskins	WR	6-1	200	Gr.	Lake Forest, Ill./Lake Forest/Middlebury
5	Yilanan Ouattara	DL	6-7	320	Jr.	Cologne, Germany/Cologne Crocodiles
6	Jordan Matthews	CB	6-2	192	Jr.	Baton Rouge, La./Woodlawn/Tennessee
6	Tre Richardson	WR	5-10	175	Jr.	Topeka, Kan./Highland Park/Hutchinson/Washburn
7	Drew Dickey	QB	6-1	210	Sr.	Austin, Texas/Regents School
7	Marlen Sewell	S	6-1	205	Gr.	Birmingham, Ala./Shades Valley
8	CJ Heard	S	5-11	210	So.	Atlanta, Ga./Woodward Academy/Florida Atlantic
9	Keanu Koht	EDGE	6-4	252	Sr.	Vero Beach, Fla./Vero Beach/Alabama
9	Eli Stowers	TE	6-4	235	Gr.	Denton, Texas/Denton Guyer/Texas A&M/New Mexico St.
10	Whit Muschamp	QB	6-1	195	So.	Columbia, S.C./Baylor (Tenn.) School
10	Langston Patterson	LB	6-1	235	Sr.	Nashville, Tenn./Christ Presbyterian Academy
11	Jack Elliott	QB	6-0	205	Fr.	Orland Park, Ill./Mount Carmel
11	Bryan Longwell	LB	6-1	240	Jr.	Nashville, Tenn./Lipscomb Academy
13	Chase Gillespie	RB	5-10	200	Sr.	Tallahassee, Fla./Amos P. Godby
14	Jailen Ruth	STAR	6-3	225	Jr.	Hawthorne, Fla./Hawthorne
14	Jérémy St-Hilaire	QB	6-4	220	So.	Montréal, Canada/McCallie (Tenn.) School
15	Joseph McVay	WR	6-1	205	So.	Earle, Ark./Earle
15	Zaylin Wood	DL	6-0	280	Gr.	Bowdon, Ga./Heard County/Middle Tennessee
16	Cole Spence	TE	6-7	255	Gr.	Roswell, Ga./Mount Pisgah Christian School
17	Mark Davis	CB	6-2	202	Gr.	Bradenton, Fla./Braden River/Southern Illinois
17	Chance Fitzgerald	WR	6-2	205	Jr.	Nashville, Tenn./Nolensville/Virginia Tech
18	Boski Barrett	WR	5-11	182	So.	Knoxville, Tenn./Webb School
18	Jalen Gilbert	S	6-0	208	Jr.	Round Rock, Texas/Round Rock
19	Blaze Berlowitz	QB	6-3	200	Jr.	Cushing, Okla./Cushing/New Mexico State
20	Prince Kollie	LB	6-1	240	Gr.	Jonesborough, Tenn./David Crockett/Notre Dame
21	Davin Chandler	S	6-0	185	Fr.	Berlin, Md./Stephen Decatur
22	Bryce Cowan	LB	6-4	242	Sr.	Tallahassee, Fla./Amos P. Godby
22	Makhilyn Young	RB	5-10	210	Jr.	Midland, Texas/Midland Legacy/New Mexico State
23	Carson Lawrence	S	6-2	204	Fr.	Chattanooga, Tenn./McCallie School
23	AJ Newberry	RB	6-1	200	Jr.	Grand Prairie, Texas/South Grand Prairie
24	Nick Rinaldi	LB	6-3	240	Sr.	Dover, Mass./Dover-Sherborn
26	Cayden Daniels	CB	6-1	189	Fr.	Cordele, Ga./Crisp County
27	Jaylin Lackey	CB	6-0	200	So.	Monroe, Ga./South Gwinnett
28	Sedrick Alexander	RB	5-9	207	Jr.	Austin, Texas/LBJ
28	Thomas Jones	S	5-11	190	So.	Smyrna, Tenn./Smyrna
29	Miles Capers	EDGE	6-4	249	Gr.	Sumter, S.C./Sumter
30	Trudell Berry	CB	6-1	196	Sr.	Baytown, Texas/Lee
31	Tate Hamby	STAR	6-2	208	So.	Monroe, La./Ouachita Christian School
32	Mason Carter	EDGE	6-5	243	So.	Jacksonville, Fla./Baldwin
33	Gabe Fields	RB	6-0	217	Fr.	Saint Joseph, Mo./Central
33	Vanzale Hinton	STAR	6-0	196	Fr.	Chattanooga, Tenn./Paducah (Ky.) Tilghman
34	Austin Howard	LB	6-2	245	Fr.	Memphis, Tenn./Bartlett
35	Ryder Brownstein	WR	6-2	183	Fr.	Los Angeles, Calif./Brentwood School
35	Payne Daniel	S	5-11	185	Jr.	Nashville, Tenn./Montgomery Bell Academy
36	Josiah Broxton	LB	5-10	225	Fr.	Tallahassee, Fla./Florida State University School
37	Jack Wanzung	CB	6-0	184	Fr.	Chicago, Ill./St. Ignatius Prep
38	Nick Haberer	P	6-5	227	Gr.	Sunshine Coast, Australia/Meridian/Washington State
38	Wils Jackson	WR	6-5	205	Fr.	Franklin, Tenn./Franklin
39	Brail Lipford	S	5-9	180	Gr.	Chandler, Ariz./Higley/Rocky Mountain College
40	Jamison Curtis	LB	6-1	229	So.	Mobile, Ala./Saraland
40	Mason Rohmiller	K	6-1	175	Sr.	Fort Mitchell, Ky./St. Xavier (Ohio)/San Diego
41	Jamezell Lassiter	RB	5-8	192	So.	Providence, R.I./Deerfield (Mass.) Academy
41	Stone Owens	LS	6-0	210	Fr.	Tampa, Fla./Plant
42	Jake Balis	RB	5-9	200	So.	Granger, Ind./Penn
42	Blaine McClure	CB	6-1	185	So.	Greenwich, Conn./Brunswick School/North Carolina
43	Luke D'Alise	LB	6-0	195	So.	Oak Park, Ill./Fenwick/Miami (Fla.)
43	Dominic Rezac	RB	6-1	190	Sr.	Omaha, Neb./Westside
44	Gabe Fisher	FB/TE	6-1	250	Jr.	Nashville, Tenn./Montgomery Bell Academy
45	Emmanuel Adebisi	TE	6-5	270	Gr.	Wilmington, Del./Wilmington Friends School/Cornell
45	Ty Bartholomew	LB	6-1	228	Jr.	Nashville, Tenn./Montgomery Bell Academy
46	Mustafa Dannett	CB	6-0	175	Sr.	New London, Conn./New London
46	Durham Harris	LS	5-9	193	Gr.	Corpus Christi, Texas/Flour Bluff/Texas St./Washington St.

No.	Name	Pos.	Ht.	Wt.	Yr.	Hometown/High School/Previous School(s)
47	Justin Dewers	K	6-2	190	Fr.	Plano, Texas/Prestonwood Christian Academy
47	Isaiah Fontan	RB	5-7	202	Sr.	Hartford, Conn./Capital Prep
48	Larry Benton III	TE	6-4	232	So.	Cypress, Texas/St. Thomas
49	Simeon Boulware	EDGE	6-5	258	So.	Dacula, Ga./Dacula
49	Elijah Rooney	TE	6-5	230	So.	New Smyrna Beach, Fla./New Smyrna Beach
50	Chase Mitchell	OL	6-4	340	Gr.	Washington, Pa./Washington/Liberty
51	Clinton Azubuike	OL	6-8	305	So.	Lagos, Nigeria/NFL Academy/Northern Arizona
52	Kevo Wesley	OL	6-4	317	Gr.	Chicago, Ill./Curie
53	Glenn Seabrooks III	DL	6-3	349	So.	Nashville, Tenn./Davidson Academy
53	Jordan White	OL	6-2	309	Gr.	Largo, Md./DeMatha Catholic/West Virginia/Liberty
54	Mason Nelson	DL	6-1	330	Gr.	Howell, Mich./Howell/Western Michigan
55	Aaron Bryant	DL	6-2	320	Sr.	Southaven, Miss./Southaven/Texas
55	Bryce Henderson	OL	6-8	325	Gr.	Aurora, Ill./Aurora Christian Schools/South Dakota
56	Gunner Givens	OL	6-5	332	Sr.	Covington, Va./Lord Botetourt/Virginia Tech
57	Max Fisher	OL	6-2	270	Jr.	Nashville, Tenn./Montgomery Bell Academy/Trinity (Texas)
58	Orion Irving	OL	6-6	320	Jr.	Houston, Texas/Lamar/Sam Houston State
62	CJ Williams	OL	6-6	331	So.	Amityville, N.Y./Deerfield (Mass.) Academy
69	Cooper Starks	OL	6-5	329	Jr.	Girard, Ill./North Mac
70	Cade McConnell	OL	6-5	323	Sr.	Choctaw, Okla./Choctaw/Minnesota
71	Ted Gregoire	OL	6-3	335	Jr.	Roselle, N.J./Hudson Catholic
72	Isaia Glass	OL	6-4	311	Gr.	San Tan Valley, Ariz./Queen Creek/Arizona St./Oklahoma St.
73	Charlie Clark	OL	6-7	316	Gr.	Madison, Wis./Edgewood
75	Misael Sandoval	OL	6-6	325	Jr.	Chula Vista, Calif./St. Augustine
77	David Siegel	OL	6-6	308	Gr.	New Canaan, Conn./The Hun (N.J.) School
78	Keegan Wechsler	OL	6-2	295	Jr.	Frisco, Texas/Legacy Christian Academy
79	Sterling Porcher	OL	6-4	315	Gr.	Sumter, S.C./Sumter/Iowa Western/Middle Tennessee/Texas Tech
79	Conor Weasler	P	6-0	187	Jr.	Kentfield, Calif./Redwood
80	Claiborne Richards	WR	5-11	186	Jr.	Nashville, Tenn./Montgomery Bell Academy/Virginia
81	Kayleb Barnett	WR	5-8	155	Fr.	Tulsa, Okla./Jenks
82	Brycen Coleman	TE	6-5	215	So.	Ocean City, Md./Stephen Decatur
83	Derek Kee	WR	6-4	210	Jr.	Trenton, Tenn./Peabody
85	Lebron Hill	WR	6-5	190	Fr.	Hammond, Ind./Morton
86	Witt Edwards	TE	6-5	210	So.	Fairfax, Okla./Wagoner
87	Ty Burd	WR	6-1	165	Jr.	Nashville, Tenn./Montgomery Bell Academy
88	Brock Taylor	K	6-1	165	Jr.	Knoxville, Tenn./Knoxville Catholic
89	Cameran Dickson	WR	6-0	180	Fr.	Corpus Christi, Texas/Flour Bluff
90	Jake Stanish	DL	6-3	250	Fr.	Chicago, Ill./Naperville Central
92	Jaylon Stone	DL	6-2	306	Jr.	Decatur, Ga./Clarke Central/Southeast Missouri
93	Nikhil Jefferson	DL	6-1	330	Fr.	Tampa, Fla./Berkeley Prep
94	Bradley Mann	DL	6-6	308	Sr.	Jacksonville, Fla./The Bolles School
95	Linus Zunk	DL	6-6	270	Sr.	Berlin, Germany/Rabun Gap-Nacoochee (Ga.)
96	Khordae Sydnor	DL	6-4	272	Gr.	Harlem, N.Y./Iona Prep/Purdue
97	Hayden Bray	DL	6-4	277	Gr.	Austin, Texas/Westlake/Oklahoma
98	Terry Nwabuisi-Ezeala	DL	6-2	336	Fr.	Munich, Germany/Rabun Gap-Nacoochee (Ga.)/North Carolina
99	Joshua Singh	DL	6-0	285	Gr.	Laie, Hawai'i/Orem (Utah)/BYU



ROSTER • ALPHABETICAL

No.	Name	Pos.	Ht.	Wt.	Yr.	Hometown/High School/Previous School(s)
45	Emmanuel Adebisi	TE	6-5	270	Gr.	Wilmington, Del./Wilmington Friends School/Cornell
28	Sedrick Alexander	RB	5-9	207	Jr.	Austin, Texas/LBJ
51	Clinton Azubuike	OL	6-8	305	So.	Lagos, Nigeria/NFL Academy/Northern Arizona
42	Jake Balis	RB	5-9	200	So.	Granger, Ind./Penn
81	Kayleb Barnett	WR	5-8	155	Fr.	Tulsa, Okla./Jenks
18	Boski Barrett	WR	5-11	182	So.	Knoxville, Tenn./Webb School
45	Ty Bartholomew	LB	6-1	228	Jr.	Nashville, Tenn./Montgomery Bell Academy
48	Larry Benton III	TE	6-4	232	So.	Cypress, Texas/St. Thomas
19	Blaze Berlowitz	QB	6-3	200	Jr.	Cushing, Okla./Cushing/New Mexico State
30	Trudell Berry	CB	6-1	196	Fr.	Baytown, Texas/Lee
49	Simeon Boulware	EDGE	6-5	258	So.	Dacula, Ga./Dacula
97	Hayden Bray	DL	6-4	277	Gr.	Austin, Texas/Westlake/Oklahoma
3	Tristen Brown	WR	5-10	185	So.	Houston, Texas/Lamar
35	Ryder Brownstein	WR	6-2	183	Fr.	Los Angeles, Calif./Brentwood School
36	Josiah Broxton	LB	5-10	225	Fr.	Tallahassee, Fla./Florida State University School
55	Aaron Bryant	DL	6-2	320	So.	Southaven, Miss./Southaven/Texas
87	Ty Burd	WR	6-1	165	Jr.	Nashville, Tenn./Montgomery Bell Academy
29	Miles Capers	EDGE	6-4	249	Gr.	Sumter, S.C./Sumter
1	Dontae Carter	S	6-1	185	So.	Cibola, Texas/Byron P. Steele
32	Mason Carter	EDGE	6-5	243	So.	Jacksonville, Fla./Baldwin
21	Davin Chandler	S	6-0	185	Fr.	Berlin, Md./Stephen Decatur
73	Charlie Clark	OL	6-7	316	Gr.	Madison, Wis./Edgewood
82	Brycen Coleman	TE	6-5	215	So.	Ocean City, Md./Stephen Decatur
22	Bryce Cowan	LB	6-4	242	Sr.	Tallahassee, Fla./Amos P. Godby
40	Jamison Curtis	LB	6-1	229	So.	Mobile, Ala./Saraland
43	Luke D'Alise	LB	6-0	195	So.	Oak Park, Ill./Fenwick/Miami (Fla.)
35	Payne Daniel	S	5-11	185	Jr.	Nashville, Tenn./Montgomery Bell Academy
26	Cayden Daniels	CB	6-1	189	Fr.	Cordele, Ga./Crisp County
46	Mustafa Dannett	CB	6-0	175	Sr.	New London, Conn./New London
17	Mark Davis	CB	6-2	202	Gr.	Bradenton, Fla./Braden River/Southern Illinois
47	Justin Dewers	K	6-2	190	Fr.	Plano, Texas/Prestonwood Christian Academy
7	Drew Dickey	QB	6-1	210	Sr.	Austin, Texas/Regents School
89	Cameran Dickson	WR	6-0	180	Fr.	Corpus Christi, Texas/Flour Bluff
86	Witt Edwards	TE	6-5	210	So.	Fairfax, Okla./Wagoner
11	Jack Elliott	QB	6-0	205	Fr.	Orland Park, Ill./Mount Carmel
33	Gabe Fields	RB	6-0	217	Fr.	Saint Joseph, Mo./Central
44	Gabe Fisher	FB/TE	6-1	250	Jr.	Nashville, Tenn./Montgomery Bell Academy
57	Max Fisher	OL	6-2	270	Jr.	Nashville, Tenn./Montgomery Bell Academy/Trinity (Texas)
17	Chance Fitzgerald	WR	6-2	205	Jr.	Nashville, Tenn./Nolensville/Virginia Tech
47	Isaiah Fontan	RB	5-7	202	Sr.	Hartford, Conn./Capital Prep
2	Randon Fontenette	S	6-2	220	Jr.	Freeport, Texas/Brazosport/TCU
18	Jalen Gilbert	S	6-0	208	Jr.	Round Rock, Texas/Round Rock
13	Chase Gillespie	RB	5-10	200	Sr.	Tallahassee, Fla./Amos P. Godby
56	Gunner Givens	OL	6-5	332	Sr.	Covington, Va./Lord Botetourt/Virginia Tech
72	Isaia Glass	OL	6-4	311	Gr.	San Tan Valley, Ariz./Queen Creek/Arizona St./Oklahoma St.
71	Ted Gregoire	OL	6-3	335	Jr.	Roselle, N.J./Hudson Catholic
38	Nick Haberer	P	6-5	227	Gr.	Sunshine Coast, Australia/Meridian/Washington State
31	Tate Hamby	STAR	6-2	208	So.	Monroe, La./Ouachita Christian School
46	Durham Harris	LS	5-9	193	Gr.	Corpus Christi, Texas/Flour Bluff/Texas St./Washington St.
8	CJ Heard	S	5-11	210	So.	Atlanta, Ga./Woodward Academy/Florida Atlantic
55	Bryce Henderson	OL	6-8	325	Gr.	Aurora, Ill./Aurora Christian Schools/South Dakota
4	Martel Hight	CB/WR	6-0	188	Jr.	Rome, Ga./Rome
85	Lebron Hill	WR	6-5	190	Fr.	Hammond, Ind./Morton
33	Vanzale Hinton	STAR	6-0	196	Fr.	Chattanooga, Tenn./Paducah (Ky.) Tilghman
5	Richie Hoskins	WR	6-1	200	Gr.	Lake Forest, Ill./Lake Forest/Middlebury
34	Austin Howard	LB	6-2	245	Fr.	Memphis, Tenn./Bartlett
1	Trent Hudson	WR	6-3	187	Gr.	Killeen, Texas/Shoemaker/New Mexico St./Mississippi St.
58	Orion Irving	OL	6-6	320	Jr.	Houston, Texas/Lamar/Sam Houston State
38	Wils Jackson	WR	6-5	205	Fr.	Franklin, Tenn./Franklin
93	Nikhil Jefferson	DL	6-1	330	Fr.	Tampa, Fla./Berkeley Prep
0	Marlon Jones	CB	6-1	190	Gr.	Tacoma, Wash./Curtis/Eastern Washington
28	Thomas Jones	S	5-11	190	So.	Smyrna, Tenn./Smyrna
83	Derek Kee	WR	6-4	210	Jr.	Trenton, Tenn./Peabody
9	Keanu Koht	EDGE	6-4	252	Sr.	Vero Beach, Fla./Vero Beach/Alabama
20	Prince Kolie	LB	6-1	240	Gr.	Jonesborough, Tenn./David Crockett/Notre Dame
27	Jaylin Lackey	CB	6-0	200	So.	Monroe, Ga./South Gwinnett
41	Jamezell Lassiter	RB	5-8	192	So.	Providence, R.I./Deerfield (Mass.) Academy
23	Carson Lawrence	S	6-2	204	Fr.	Chattanooga, Tenn./McCallie School
39	Brail Lipford	S	5-9	180	Gr.	Chandler, Ariz./Higley/Rocky Mountain College
11	Bryan Longwell	LB	6-1	240	Jr.	Nashville, Tenn./Lipscomb Academy
94	Bradley Mann	DL	6-6	308	Sr.	Jacksonville, Fla./The Bolles School
6	Jordan Matthews	CB	6-2	192	Jr.	Baton Rouge, La./Woodlawn/Tennessee

No.	Name	Pos.	Ht.	Wt.	Yr.	Hometown/High School/Previous School(s)
42	Blaine McClure	CB	6-1	185	So.	Greenwich, Conn./Brunswick School/North Carolina
70	Cade McConnell	OL	6-5	323	Sr.	Choctaw, Okla./Choctaw/Minnesota
15	Joseph McVay	WR	6-1	205	So.	Earle, Ark./Earle
50	Chase Mitchell	OL	6-4	340	Gr.	Washington, Pa./Washington/Liberty
10	Whit Muschamp	QB	6-1	195	So.	Columbia, S.C./Baylor (Tenn.) School
54	Mason Nelson	DL	6-1	330	Gr.	Howell, Mich./Howell/Western Michigan
23	AJ Newberry	RB	6-1	200	Jr.	Grand Prairie, Texas/South Grand Prairie
98	Terry Nwabuisi-Ezeala	DL	6-2	336	Fr.	Munich, Germany/Rabun Gap-Nacoochee (Ga.)/North Carolina
5	Yilanan Ouattara	DL	6-7	320	Sr.	Cologne, Germany/Cologne Crocodiles
41	Stone Owens	LS	6-0	210	Fr.	Tampa, Fla./Plant
10	Langston Patterson	LB	6-1	235	Sr.	Nashville, Tenn./Christ Presbyterian Academy
2	Diego Pavia	QB	6-0	207	Gr.	Albuquerque, N.M./Volcano Vista/NMMI/New Mexico St.
79	Sterling Porcher	OL	6-4	315	Gr.	Sumter, S.C./Sumter/Iowa Western/Middle Tennessee/Texas Tech
43	Dominic Rezac	RB	6-1	190	Sr.	Omaha, Neb./Westside
80	Claiborne Richards	WR	5-11	186	Jr.	Nashville, Tenn./Montgomery Bell Academy/Virginia
6	Tre Richardson	WR	5-10	175	Jr.	Topeka, Kan./Highland Park/Hutchinson/Washburn
24	Nick Rinaldi	LB	6-3	240	Sr.	Dover, Mass./Dover-Sherborn
40	Mason Rohmiller	K	6-1	175	Sr.	Fort Mitchell, Ky./St. Xavier (Ohio)/San Diego
49	Elijah Rooney	TE	6-5	230	So.	New Smyrna Beach, Fla./New Smyrna Beach
14	Jailen Ruth	STAR	6-3	225	Jr.	Hawthorne, Fla./Hawthorne
75	Misael Sandoval	OL	6-6	325	Jr.	Chula Vista, Calif./St. Augustine
53	Glenn Seabrooks III	DL	6-3	349	So.	Nashville, Tenn./Davidson Academy
7	Marlen Sewell	S	6-1	205	Gr.	Birmingham, Ala./Shades Valley
0	Junior Sherrill	WR	5-11	203	Jr.	Nashville, Tenn./Lipscomb Academy
77	David Siegel	OL	6-6	308	Gr.	New Canaan, Conn./The Hun (N.J.) School
99	Joshua Singh	DL	6-0	285	Gr.	Laie, Hawai'i/Orem (Utah)/BYU
16	Cole Spence	TE	6-7	255	Gr.	Roswell, Ga./Mount Pisgah Christian School
90	Jake Stanish	DL	6-3	250	Fr.	Chicago, Ill./Naperville Central
14	Jérémy St-Hilaire	QB	6-4	220	So.	Montréal, Canada/McCallie (Tenn.) School
69	Cooper Starks	OL	6-5	329	Jr.	Girard, Ill./North Mac
92	Jaylon Stone	DL	6-2	306	Jr.	Decatur, Ga./Clarke Central/Southeast Missouri
9	Eli Stowers	TE	6-4	235	Gr.	Denton, Texas/Denton Guyer/Texas A&M/New Mexico St.
96	Khordae Sydnor	DL	6-4	272	Gr.	Harlem, N.Y./Iona Prep/Purdue
88	Brock Taylor	K	6-1	165	Jr.	Knoxville, Tenn./Knoxville Catholic
3	Kolbey Taylor	CB	6-3	190	Gr.	Ft. Lauderdale, Fla./Pasadena (Texas) Memorial/Wyoming
37	Jack Wanzung	CB	6-0	184	Fr.	Chicago, Ill./St. Ignatius Prep
79	Conor Weasler	P	6-0	187	Jr.	Kentfield, Calif./Redwood
78	Keegan Wechsler	OL	6-2	295	Jr.	Frisco, Texas/Legacy Christian Academy
52	Kevo Wesley	OL	6-4	317	Gr.	Chicago, Ill./Curie
53	Jordan White	OL	6-2	309	Gr.	Largo, Md./DeMatha Catholic/West Virginia/Liberty
62	CJ Williams	OL	6-6	331	So.	Amityville, N.Y./Deerfield (Mass.) Academy
15	Zaylin Wood	DL	6-0	280	Gr.	Bowdon, Ga./Heard County/Middle Tennessee
22	Makhilyn Young	RB	5-10	210	Jr.	Midland, Texas/Midland Legacy/New Mexico State
95	Linus Zunk	DL	6-6	270	Sr.	Berlin, Germany/Rabun Gap-Nacoochee (Ga.)





0 MARLON JONES

CB • 6-1 • 190 • Gr.

	GP-GS	Tackles	TFL	Sack	FF	PD	INT	TD
2025	1-0	2	0	0	0	0	0	0
CAREER	43-29	161	7	1	1	14	9	2

- Competed at Eastern Washington from 2019-23
- First-team All-Big Sky selection in 2023, starting all 11 games with 35 tackles

TOP GAMES

Tackles
Tackles for Loss
Interceptions
Passes Defended
Forced Fumbles
Fumbles Rec.

2025	Career
2 vs. Charleston So.	9 vs. Weber St. 2021
	1 vs. NAU 2023
	1 nine times
	2 twice
	1 vs. Jax. St. 2019



0 JUNIOR SHERRILL

WR • 5-11 • 203 • Jr. • sher-UHL

	GP-GS	REC	Yds	TD	Long	Rec/G	YPC	Yds/G
2025	1-1	3	33	1	17	3.0	11.0	33.0
CAREER	26-14	52	737	7	52	2.0	14.2	28.3

- Played in all 25 games during career
- Returned the opening kickoff 100 yards for a touchdown against Tennessee in 2024
- Finished 2024 third on the team in receiving yards
- Made a career-best five receptions against Texas

TOP GAMES

Receptions
Receiving Yards
Receiving TDs
All-Purpose Yards

2025	Career
3 vs. Charleston So.	5 vs. Texas 2024
33 vs. Charleston So.	64 vs. Florida 2023
1 vs. Charleston So.	1 seven times
33 vs. Charleston So.	172 vs. Tenn. 2024



1 DONTAE CARTER

S • 6-1 • 185 • So.

	GP-GS	Tackles	TFL	Sack	FF	PD	INT	TD
2025	1-0	1	0	0	0	0	0	0
CAREER	14-0	12	0	0	0	2	0	0

- Made 11 tackles while appearing in all 13 games last season
- Had a pair of tackles in Birmingham Bowl win
- One of the highest-rated recruits in school history
- Four-star prospect per On3 and 247Sports

TOP GAMES

Tackles
Tackles For Loss
Interceptions
Passes Defended
Forced Fumbles
Fumbles Rec.

2025	Career
	2 twice
	1 twice



1 TRENT HUDSON

WR • 6-3 • 187 • Gr.

	GP-GS	REC	Yds	TD	Long	Rec/G	YPC	Yds/G
2025	1-0	0	0	0	0	0	0	0
CAREER	19-2	36	571	10	78	2.0	15.9	31.7

- Played four games at Mississippi State in 2024
- Appeared in 14 games at New Mexico State during the 2023 campaign
- Caught 36 passes for 551 yards, scoring 10 touchdowns while helping the Aggies to a 10-win season

TOP GAMES

Receptions
Receiving Yards
Receiving TDs
All-Purpose Yards

2025	Career
	7 at Liberty 2023
	122 vs. SHSU 2023
	2 three times
	122 vs. SHSU 2023



2 RANDON FONTENETTE

S • 6-2 • 220 • Jr. • RAN-din FAHN-tin-ette

	GP-GS	Tackles	TFL	Sack	FF	PD	INT	TD
2025	1-1	1	0	0	0	0	0	0
CAREER	25-12	90	8	3.5	0	9	1	1

- Finished third on the team with 73 tackles and tied for team lead in TFLs (eight) in 2024
- Made 2.5 TFLs in bowl-clinching win at Auburn
- Led team with seven tackles in win at Kentucky
- First career interception came in win over No. 1 Alabama

TOP GAMES

Tackles
Tackles for Loss
Interceptions
Passes Defended
Sacks
Forced Fumbles

2025	Career
1 vs. Charleston So.	10 vs. LSU 2024
	2.5 twice
	1 vs. Alabama 2024
	3 vs. Texas 2024
	1.5 vs. Texas 2024



2 DIEGO PAVIA

QB • 6-0 • 207 • Gr. • PAH-vee-uh

	GP-GS	C-A-I	YDS	TD	Rush	Yds	TD
2025	1-1	20-25-0	275	3	8	44	0
CAREER	40-36	519-879-19	6991	23	469	2276	21

- 2024 SEC Newcomer of the Year
- Semifinalist for Davey O'Brien and Maxwell Awards
- Set Vanderbilt record for rushing yards by a QB (801), leading Power 4 QBs and fourth among non-service academy QBs in FBS

TOP GAMES

Completions
Attempts
Passing Yards
Passing TDs
Rushing Yards
Rushing TDs

2025	Career
20 vs. Charleston So.	23 vs. Jax State 2023
25 vs. Charleston So.	36 vs. SHSU 2023
275 vs. Charleston So.	323 vs. Valpo 2022
3 vs. Charleston So.	4 vs. Valpo 2022
44 vs. Charleston So.	129 vs. SHSU 2023
	3 vs. Liberty 2022



3 TRISTEN BROWN

WR • 5-10 • 185 • So.

	GP-GS	REC	Yds	TD	Long	Rec/G	YPC	Yds/G
2025	1-0							
CAREER	11-0	3	27	0	11	0.3	9	2.7

- Played in 10 games during true freshman season
- Made three catches in win over Alcorn State
- Unanimous three-star prospect
- Caught 98 passes for 2,275 yards and 28 touchdowns during prep career
- Averaged 42.6 yards on kickoff returns as a junior

TOP GAMES

Receptions
Receiving Yards
Receiving TDs
All-Purpose Yards

2025	Career
	3 vs. Alcorn St. 2024
	27 vs. Alcorn St. 2024
2 vs. Charleston So.	27 vs. Alcorn St. 2024



3 KOLBEY TAYLOR

CB • 6-3 • 190 • Gr.

	GP-GS	Tackles	TFL	Sack	FF	PD	INT	TD
2025	1-1							
CAREER	30-16	55	1	0	0	7	0	0

- Played in 11 games with six starts during first season at Vandy
- Had at least one tackle in nine of 11 games
- Made first career tackle for loss against South Carolina

TOP GAMES

Tackles
Tackles for Loss
Interceptions
Pass Breakups
Forced Fumbles
Fumbles Rec.

2025	Career
	7 vs. Georgia St. 2024
	1 vs. S. Carolina 2024
	2 twice
	1 at Boise St. 2023



4 MARTEL HIGHT

CB/WR • 6-0 • 188 • Jr. • hite (like height)

	GP-GS	Tackles	TFL	Sack	FF	PD	INT	TD
2025	1-1	4	0.5	0	0	0	0	0
CAREER	25-20	75	2.5	0	1	8	3	1

- Second-team All-SEC return specialist (coaches)
- Honorable mention All-American punt returner (Phil Steele)
- Jet Award semifinalist for nation's top returner
- Became first Commodore since 2012 to return a punt for a touchdown vs. Alcorn State

TOP GAMES

Tackles
Tackles for Loss
Interceptions
Passes Defended
Forced Fumbles
Fumbles Rec.

2025	Career
4 vs. Charleston So.	7 twice
0.5 vs. Charleston So.	1 twice
	1 three times
	1 five times
	1 vs. S. Carolina



5 RICHIE HOSKINS

WR • 6-1 • 200 • Gr.

	GP-GS	REC	Yds	TD	Long	Rec/G	YPC	Yds/G
2025	1-1	2	9	0	8	2.0	4.5	9.0
CAREER	32-6	19	223	4	31	0.6	11.7	7.0

- 2024 CSC Academic All-District
- Burlsworth Trophy Watch List
- Wuerffel Trophy & AFCA Good Works Team Nominee
- Burlsworth Trophy Walk-On of the Week after making three catches for 44 yards and a TD in win at Kentucky

TOP GAMES

Receptions
Receiving Yards
Receiving TDs
All-Purpose Yards

2025	Career
2 vs. Charleston So.	3 at Kentucky 2024
9 vs. Charleston So.	48 vs. Florida 2023
	1 four times
9 vs. Charleston So.	48 vs. Florida 2023



5 YILANAN "ISSA" QUATTARA

DL • 6-7 • 320 • Sr. • E-lan-in (E-sah) WAH-tah-rah

	GP-GS	Tackles	TFL	Sack	FF	PD	INT	TD
2025								
CAREER	32-16	46	6.5	2.5	0	4	0	0

- Played in all 13 games as a junior with 10 starts
- Recorded at least one tackle in every game of 2024
- Recovered a fumble, the first of career, in win over No. 1 Alabama
- Native of Germany played for the club American football Cologne Crocodiles

TOP GAMES

Tackles
Tackles for Loss
Sacks
Forced Fumbles
Fumbles Rec.
Passes Defended

2025	Career
	5 vs. LSU 2024
	1.5 twice
	1 twice
	1 vs. Alabama 2024
	1 four times



6 JORDAN MATTHEWS

CB • 6-2 • 192 • Jr.

	GP-GS	Tackles	TFL	Sack	FF	PD	INT	TD
2025	1-0	0	0	0	0	0	0	0
CAREER	18-0	4	0	0	0	2	0	0

- Played two seasons at Tennessee (2023-24)
- Saw the field in all 12 regular season games in 2024, making three tackles
- Made a pair of tackles against Kent State
- On the field for 95 special teams plays on the season

TOP GAMES

Tackles
Tackles for Loss
Interceptions
Passes Defended
Forced Fumbles
Fumbles Rec.

2025	Career
	2 vs. Kent St. 2024
	2 vs. UT Chatt. 2024





6 TRE RICHARDSON

WR • 5-10 • 175 • Jr.

	GP-GS	REC	Yds	TD	Long	Rec/G	YPC	Yds/G
2025	1-1	5	74	0	25	5.0	14.8	74.0
CAREER	12-1	57	1055	11	87	4.8	18.5	87.9

- Was a sophomore at Washburn (Kan.) during the 2024 season
- Unanimous first-team all-MIAA selection at WR
- Second in the conference and among the top 10 nationally with 146.5 all-purpose yards

TOP GAMES

Receptions
Receiving Yards
Receiving TDs
All-Purpose Yards

2025	Career (at Vandy)
5 vs. Charleston So.	5 vs. Charleston So.
74 vs. Charleston So.	74 vs. Charleston So.
104 vs. Charleston So.	104 vs. Charleston So.



7 DREW DICKEY

QB • 6-1 • 210 • Sr.

	GP-GS	C-A-I	YDS	TD	Rush	Yds	TD
2025							
CAREER	1-0	0-0-0	0	0	0	0	0

- Made collegiate debut as a sophomore in win over Alabama A&M, seeing the field for two plays
- Two-time SEC Academic Honor Roll selection
- Led high school to undefeated season and state title in 2020

TOP GAMES

2025	Career
------	--------



7 MARLEN SEWELL

S • 6-1 • 205 • Gr.

	GP-GS	Tackles	TFL	Sack	FF	PD	INT	TD
2025	1-1	0	0	0	0	0	0	0
CAREER	33-3	50	1	0	1	1	0	0

- Appeared in 25 straight games at the conclusion of the 2024 season
- Made a season-best five tackles and added a break-up at Missouri
- Two-time SEC Academic Honor Roll selection

TOP GAMES

Tackles
Tackles for Loss
Interceptions
Passes Defended
Forced Fumbles
Fumbles Rec.

2025	Career
9 at Kentucky 2023	1 at Florida 2023
	1 at Mizzou 2024
	1 vs. Georgia 2021
	1 vs. Georgia 2023



8 CJ HEARD

S • 5-11 • 210 • So.

	GP-GS	Tackles	TFL	Sack	FF	PD	INT	TD
2025	1-1	0	0	0	0	0	1	0
CAREER	13-10	82	0.5	0	1	1	1	0

- Made first career interception in Vandy debut vs. Charleston Southern
- Competed at Florida Atlantic as a Fr. in 2024
- Named third-team All-AAC
- Led Owls with 82 total tackles

TOP GAMES

Tackles
Tackles for Loss
Interceptions
Passes Defended
Forced Fumbles
Fumbles Rec.

2025	Career
13 vs. South Fla. 2024	1 at Florida 2023
1 vs. Charleston So.	1 vs. Charleston So. 2025
	1 at Temple 2024
	1 vs. Army 2024
	1 twice



9 KEANU KOHT

EDGE • 6-4 • 252 • Sr. • key-AHN-ooH COOT

	GP-GS	Tackles	TFL	Sack	FF	PD	INT	TD
2025	1-0	3	0	0	0	0	0	0
CAREER	12-0	12	2.0	0.5	0	0	0	0

- Competed at Alabama from 2021-24
- Made five tackles and assisted on a sack in 2024
- Recorded a tackle in Alabama's loss at Vanderbilt
- Recovered a fumble against South Carolina

TOP GAMES

Tackles
Tackles for Loss
Sacks
Forced Fumbles
Fumbles Rec.
Passes Defended

2025	Career
2 vs. Charleston So.	3 twice
	1 vs. MTSU 2023
	0.5 at Georgia 2024
	1 vs. S. Carolina 2024



9 ELI STOWERS

TE • 6-4 • 235 • Gr. • STOW-ers (rhymes with hours)

	GP-GS	REC	Yds	TD	Long	Rec/G	YPC	Yds/G
2025	1-0	4	86	0	41	4.0	21.5	86.0
CAREER	34-8	88	1090	7	41	2.6	12.4	32.1

- Third-team All-American (Phil Steele)
- First-team All-SEC (coaches); Vanderbilt's first offensive player to make league's first team since 2013
- Second-team All-SEC (AP)
- Mackey Award Semifinalist
- Biletnikoff Watch List

TOP GAMES

Receptions
Receiving Yards
Receiving TDs
All-Purpose Yards

2025	Career
4 vs. Charleston So.	9 at Georgia St. 2024
86 vs. Charleston So.	130 vs. Ball St. 2024
	1 seven times
86 vs. Charleston So.	130 vs. Ball St. 2024



10 WHIT MUSCHAMP

QB • 6-1 • 195 • So.

	GP-GS	C-A-I	YDS	TD	Rush	Yds	TD
2025							
CAREER							

- Unanimous three-star prospect and top-25 signee in Tennessee
- Led Baylor School (Chattanooga) to state title game, throwing for 3,187 yards and 31 touchdowns
- Lost to fellow Vanderbilt signee Jérémy St-Hilaire in the state championship game

TOP GAMES

2025	Career
------	--------



10 LANGSTON PATTERSON

LB • 6-1 • 235 • Sr.

	GP-GS	Tackles	TFL	Sack	FF	PD	INT	TD
2025	1-1	2	0	0	0	0	0	0
CAREER	35-12	159	13	1	1	3	1	0

- 2024 CSC Academic All-District
- Second on the team with 78 tackles
- Made 13 tackles in consecutive games against LSU and Tennessee
- Has played in 34 of 37 games during three seasons, starting 11 contests in 2024

TOP GAMES

Tackles
Tackles for Loss
Sacks
Forced Fumbles
Fumbles Rec.
Interceptions

2025	Career
2 vs. Charleston So.	13 twice
	3 vs. Ole Miss 2023
	1 vs. Ole Miss 2023
	1 vs. Ole Miss 2023
	1 vs. S. Carolina 2024
	1 vs. Ole Miss 2023



11 JACK ELLIOTT

QB • 6-0 • 205 • Fr.

	GP-GS	C-A-I	YDS	TD	Rush	Yds	TD
2025							
CAREER							

- Unanimous three-star prospect
- Rated a top-50 player in Illinois by all four services
- No. 19 QB in the signing class per Rivals
- Led Mount Carmel to the Illinois Class 7A state championship as a senior

TOP GAMES

2025	Career
------	--------



11 BRYAN LONGWELL

LB • 6-1 • 240 • Jr.

	GP-GS	Tackles	TFL	Sack	FF	PD	INT	TD
2025	1-1	2	1	0	0	0	0	0
CAREER	26-16	127	9	1.5	0	5	1	0

- Played in all 25 career games, starting 15
- Led the team in tackles in 2024 (89)
- 24 straight games with at least one tackle
- Lott IMPACT Player of the Week after making eight tackles in win over No. 1 Alabama

TOP GAMES

Tackles
Tackles for Loss
Sacks
Forced Fumbles
Fumbles Rec.
Interceptions

2025	Career
2 vs. Charleston So.	12 at Mizzou 2024
1 vs. Charleston So.	2.5 at Mizzou 2024
	1 at Mizzou 2024
	1 at Georgia St. 2024



13 CHASE GILLESPIE

RB • 5-10 • 200 • Sr.

	GP-GS	Rush	Yds	TD	Long	Att/G	Yds/G
2025							
CAREER	27-0	64	231	0	37	2.4	8.6

- Played in 11 games in 2024
- Had only reception of the season in bowl-clinching win at Auburn
- Played in all but two games over the last two seasons after seeing the field in four contests as a freshman

TOP GAMES

Attempts
Rushing Yards
Rush TDs
Reception Yards
All-Purpose Yards
Total TD

2025	Career
	11 at Hawai'i 2022
	63 at Hawai'i 2022
	17 vs. Hawai'i 2023
	71 at Hawai'i 2022



14 JAILEN RUTH

STAR • 6-3 • 225 • Jr. • JAY-lin

	GP-GS	Tackles	TFL	Sack	FF	PD	INT	TD
2025	1-0	0	0	0	0	0	0	0
CAREER	18-0	6	0	0	0	0	0	0

- Played in all 13 games in 2024, making six tackles
- Had first-career multi-tackle game in win over Alcorn State
- Three-star prospect out of high school, helped team to three straight state championship games
- Also played basketball and ran track

TOP GAMES

Tackles
Tackles for Loss
Sacks
Forced Fumbles
Fumbles Rec.
Passes Defended

2025	Career
	2 vs. Alcorn St. 2024



COMMODORE CAPSULES



14 JÉRÉMY ST-HILAIRE

QB • 6-4 • 220 • So. • saint hill-AIR

	GP-GS	C-A-I	YDS	TD	Rush	Yds	TD
2025							
CAREER							

- Unanimous top-50 quarterback in signing class
- Threw for 2,678 yards and 25 touchdowns as a senior
- Named MVP of the BlueCross Bowl after leading team to a win in the state championship game over fellow Vanderbilt signee Whit Muschamp
- Born in Montreal and enjoys snowboarding

TOP GAMES

2025	Career
------	--------



15 JOSEPH McVAY

WR • 6-1 • 205 • So.

	GP-GS	REC	Yds	TD	Long	Rec/G	YPC	Yds/G
2025								
CAREER	5-0	1	65	1	65	0.2	65	13.0

- Played in four regular season games and the Birmingham Bowl
- Caught a 65-yard pass in collegiate debut at Missouri for his first career touchdown and reception
- Four-star prospect per 247Sports
- Unanimously ranked one of the top-100 receivers

TOP GAMES

Receptions
Receiving Yards
Receiving TDs
All-Purpose Yards

2024	Career
1 at Mizzou	1 at Mizzou 2024
65 at Mizzou	65 at Mizzou 2024
1 at Mizzou	1 at Mizzou 2024
65 at Mizzou	65 at Mizzou 2024



15 ZAYLIN WOOD

DL • 6-0 • 280 • Gr.

	GP-GS	Tackles	TFL	Sack	FF	PD	INT	TD
2025	1-0	1	1	1	0	1	0	0
CAREER	53-34	103	20	12	1	6	2	1

- Started the first three games before injury caused him to miss the duration of the season
- Made seven tackles and a sack in season-opening win against Virginia Tech
- Competed at Middle Tennessee from 2019-23
- Team captain in 2023 at MTSU

TOP GAMES

Tackles
Tackles for Loss
Sacks
Forced Fumbles
Fumbles Rec.
Interceptions

2025	Career
1 vs. Charleston So.	7 twice
1 vs. Charleston So.	2 three times
1 vs. Charleston So.	2 three times
	1 vs. Jax State 2023
	1 four times
	1 twice



16 COLE SPENCE

TE • 6-7 • 255 • Gr.

	GP-GS	REC	Yds	TD	Long	Rec/G	YPC	Yds/G
2025	1-1	0	0	0	0	--	--	--
CAREER	18-12	10	101	2	17	0.6	10.1	5.9

- CSC Academic All-District
- Caught first career TD pass from fellow tight end Eli Stowers in win over Alcorn State
- Had three catches for 17 yards and a TD in Birmingham Bowl win
- Missed the 2023 season after injury in fall camp

TOP GAMES

Receptions
Receiving TDs
Receiving Yards
All-Purpose Yards

2024	Career
	2 at Kentucky 2024
	1 twice
	18 at Kentucky 2024
	18 at Kentucky 2024



17 MARK DAVIS

CB • 6-2 • 202 • Gr.

	GP-GS	Tackles	TFL	Sack	FF	PD	INT	TD
2025	1-0	1	0	0	0	1	0	0
CAREER	33-14	53	1.5	0	0	13	3	0

- Missed the 2024 season due to injury
- Played two seasons at Southern Illinois and three at Buffalo
- Honorable mention All-Missouri Valley in 2023 with a team-best three interceptions
- Recorded 45 tackles over two years with the Salukis

TOP GAMES

Tackles
Tackles for Loss
Interceptions
Passes Defended
Forced Fumbles
Fumbles Rec.

2025	Career
1 vs. Charleston So.	6 vs SEMO 2023
	1 vs. Austin Peay 2023
	1 three times
1 vs. Charleston So.	3 at NIU 2023
	1 at Murray State 2023



17 CHANCE FITZGERALD

WR • 6-2 • 205 • Jr.

	GP-GS	REC	Yds	TD	Long	Rec/G	YPC	Yds/G
2025								
CAREER	12-0	0	0	0	0	--	--	--

- Rated a three-star transfer prospect by 247Sports
- Spent first two seasons at Virginia Tech
- Played in 11 games in 2024, primarily on special teams

TOP GAMES

Receptions
Receiving Yards
Receiving TDs
All-Purpose Yards

2025	Career
------	--------



18 BOSKI BARRETT

WR • 5-11 • 182 • So. • Bo-ski

	GP-GS	REC	Yds	TD	Long	Rec/G	YPC	Yds/G
2025	1-0	0	0	0	0	--	--	--
CAREER	2-0	0	0	0	0	--	--	--

- Made collegiate debut in Birmingham Bowl win
- Unanimous three-star prospect
- Rated among the top-100 receivers in the class by ESPN, 247 and On3
- Finalist for Tennessee Mr. Football (Division II, Class AA)

TOP GAMES

Receptions
Receiving Yards
Receiving TDs
All-Purpose Yards

2025	Career
------	--------



18 JALEN GILBERT

S • 6-0 • 208 • Jr.

	GP-GS	Tackles	TFL	Sack	FF	PD	INT	TD
2025								
CAREER	15-0	1	0	0	0	0	0	0

- Played in all 13 games as a sophomore
- Made first-career tackle in win over Alcorn State
- Saw the field in just two games as a true freshman in 2023
- SEC First-Year Academic Honor Roll
- Was one of the top 100 players in Texas per On3

TOP GAMES

Tackles
Tackles for Loss
Interceptions
Passes Defended
Forced Fumbles
Fumbles Rec.

	Career
	1 vs. Alcorn St. 2024



19 BLAZE BERLOWITZ

QB • 6-3 • 200 • Jr. • BER-low-it-z

	GP-GS	C-A-I	YDS	TD	Rush	Yds	TD
2025	1-0	1-3-0	5	0	2	13	0
CAREER	1-0	11-22-1	139	1	6	49	0

- Enrolled at Vandy in January 2024 after spending freshman year at New Mexico State
- Played in one game for the Aggies, coming in relief during the 2023 CUSA Championship game against Liberty
- Went 10-for-19 for 134 yards and a touchdown

TOP GAMES

Completions
Attempts
Passing Yards
Passing TDs
Rushing Yards
Rushing TDs

2025	Career
1 vs. Charleston So.	10 at Liberty 2023
3 vs. Charleston So.	19 at Liberty 2023
5 vs. Charleston So.	134 at Liberty 2023
	1 at Liberty 2023
13 vs. Charleston So.	36 at Liberty 2023



20 PRINCE KOLLIE

LB • 6-1 • 240 • Gr.

	GP-GS	Tackles	TFL	Sack	FF	PD	INT	TD
2024	1-0	2	0	0	0	0	0	0
CAREER	37-0	54	3.5	2.5	0	1	0	0

- Played in all 13 games in 2024, making 19 tackles with a sack
- Made a Vanderbilt-high five tackles against Alcorn State
- Had at least one tackle in four of the last five games of the season

TOP GAMES

Tackles
Tackles for Loss
Sacks
Forced Fumbles
Fumbles Rec.
Pases Defended

2025	Career
2 vs. Charleston So.	7 vs. Navy 2022
	1 three times
	1 twice
	1 vs. Tennessee 2024



21 DAVIN CHANDLER

S • 6-0 • 185 • Fr. • DAY-vin

	GP-GS	Tackles	TFL	Sack	FF	PD	INT	TD
2025								
CAREER								

- Consensus three-star prospect by 247Sports, On3, Rivals and ESPN
- Rated among the top-20 players in Maryland by On3 and 247Sports
- Ranked a top-50 safety in the signing class by 247Sports and On3

TOP GAMES

Tackles
Tackles for Loss
Interceptions
Passes Defended
Forced Fumbles
Fumbles Rec.

2024	Career
------	--------



22 BRYCE COWAN

LB • 6-4 • 242 • Sr.

	GP-GS	Tackles	TFL	Sack	FF	PD	INT	TD
2025	1-0	5	0	0	0	0	0	0
CAREER	26-1	36	3	0	0	3	1	1

- Played in all 25 games over the last two seasons
- Made first career start against Ball State, making four tackles
- Had a career-best four tackles while adding a break-up at LSU

TOP GAMES

Tackles
Tackles for Loss
Sacks
Forced Fumbles
Fumbles Rec.
Interceptions

202	Career
5 vs. Charleston So.	6 at Tennessee 2023
	1 twice
	1 vs. Auburn 2023





22 MAKHILYN YOUNG

RB • 5-10 • 210 • Jr. • mah-KY-lin or M.K.

	GP-GS	Rush	Yds	TD	Long	Att/G	Yds/G
2025	1-0	3	19	1	15	6.3	19.0
CAREER	15-0	35	220	4	31	6.3	14.7

- Spent two seasons at New Mexico State (2022-23)
- Played in 11 games for the Aggies his last season
- Ran 28 times for 191 yards and two touchdowns

TOP GAMES

Rush Attempts
Rushing Yards
Rushing TDs
Receiving Yards
All-Purpose Yards
Total TD

2025	Career
3 vs. Charleston So.	6 at Auburn 2023
19 vs. Charleston So.	52 at Auburn 2023
1 vs. Charleston So.	1 three times
	1 at Auburn 2023
	53 at Auburn 2023
1 vs. Charleston So.	



23 CARSON LAWRENCE

S • 6-2 • 204 • Fr.

	GP-GS	Tackles	TFL	Sack	FF	PD	INT	TD
2025	1-0	3	0	0	0	0	0	0
CAREER	1-0	3	0	0	0	0	0	0

- Rated a four-star prospect by 247Sports, On3 and Rivals
- Invited to the U.S. Army Bowl
- Rated as a four-star recruit in the 247Sports Composite and On3 Industry Ranking
- Top-20 safety in class by 247Sports & Rivals

TOP GAMES

Tackles
Tackles for Loss
Interceptions
Passes Defended
Forced Fumbles
Fumbles Rec.

2025	Career
3 vs. Charleston So.	3 vs. Char. So. 2025



23 AJ NEWBERRY

RB • 6-1 • 200 • Jr.

	GP-GS	Rush	Yds	TD	Long	Att/G	Yds/G
2025	1-0	2	4	1	2	1.0	2.0
CAREER	16-1	63	283	4	29	4.5	17.7

- Had at least one carry in all 11 games played in 2024, making first career start at Missouri
- Ran for a touchdown in three-straight games against Alcorn State, Georgia State and Missouri

TOP GAMES

Rush Attempts
Rushing Yards
Rushing TDs
Receiving Yards
All-Purpose Yards
Total TDs

2025	Career
2 vs. Charleston So.	12 at S. Carolina 2023
4 vs. Charleston So.	54 vs. Alcorn St. 2024
1 vs. Charleston So.	1 four times
	53 at Georgia St. 2024
4 vs. Charleston So.	67 at Georgia St. 2024
1 vs. Charleston So.	1 six times



24 NICK RINALDI

LB • 6-3 • 240 • Sr. • ruh-NAL-dee

	GP-GS	Tackles	TFL	Sack	FF	PD	INT	TD
2025	1-0	0	0	0	0	0	0	0
CAREER	29-2	76	7	6	0	1	1	0

- Played in 26-straight games and made first career start in win at Kentucky during 2024 season
- Made a pair of sacks with career-best 10 tackles in Birmingham Bowl
- Four-straight games with a sack in the middle of 2024 (Alabama, Kentucky, Ball State and Texas)

TOP GAMES

Tackles
Tackles for Loss
Sacks
Forced Fumbles
Fumbles Rec.
Interceptions

2025	Career
	10 vs. GT 2024
	2 vs. GT 2024
	1 twice
	1 vs. UNLV 2023



26 CAYDEN DANIELS

CB • 6-1 • 189 • Fr.

	GP-GS	Tackles	TFL	Sack	FF	PD	INT	TD
2025	1-0	1	0	0	0	0	0	0
CAREER	1-0	1	0	0	0	0	0	0

- Unanimous three-star prospect by 247Sports, On3, Rivals and ESPN
- Rated the No. 46 cornerback in the signing class and No. 59 player in Georgia by Rivals
- Recorded 40 tackles and two interceptions for Crisp County as a senior

TOP GAMES

Tackles
Tackles for Loss
Interceptions
Passes Defended
Forced Fumbles
Fumbles Rec.

2025	Career
1 vs. Charleston So.	1 vs. Char. So. 2025



27 JAYLIN LACKEY

CB • 6-0 • 200 • So.

	GP-GS	Tackles	TFL	Sack	FF	PD	INT	TD
2025	1-0	0	0	0	0	0	0	0
CAREER	14-5	14	0	0	0	2	0	0

- Played in all 13 games with five starts as a true freshman
- Made three tackles each in consecutive games against Texas and Auburn
- Made first collegiate start against Texas and started the final five games of the regular season

TOP GAMES

Tackles
Tackles for Loss
Interceptions
Pass Defended
Forced Fumbles
Fumbles Rec.

2025	Career
	3 twice
	1 twice



28 SEDRICK ALEXANDER

RB • 5-9 • 207 • Jr.

	GP-GS	Rush	Yds	TD	Long	Att/G	Yds/G
2025	1-1	12	83	0	18	6.9	83.0
CAREER	26-19	272	1040	10	31	3.8	40.0

- Started all 13 games in 2024 and was second on the team to Diego Pavia in both rushing yards and rushing touchdowns
- Ran for a pair of scores in win over No. 1 Alabama, earning honorable mention accolades from Earl Campbell Tyler Rose Award

TOP GAMES

Rush Attempts
Rushing Yards
Rushing TDs
Receiving Yards
All-Purpose Yards
Total TDs

2025	Career
12 vs. Charleston So.	87 vs. Ala. A&M 2023
83 vs. Charleston So.	2 twice
26 vs. Charleston So.	65 at Mizzou 2023
109 vs. Charleston So.	
1 vs. Charleston So.	



28 THOMAS JONES

S • 5-11 • 190 • So.

	GP-GS	Tackles	TFL	Sack	FF	PD	INT	TD
2025								
CAREER								

- Chosen to 2023 TACA Tennessee East vs. West All-Star Classic
- Named Region 5-6A Co-MVP as a senior
- Led high school team in touchdowns as a senior, interceptions as a junior and solo tackles as a sophomore

TOP GAMES

Tackles
Tackles for Loss
Interceptions
Passes Defended
Forced Fumbles
Fumbles Rec.

2025	Career
------	--------



29 MILES CAPERS

EDGE • 6-4 • 249 • Gr.

	GP-GS	Tackles	TFL	Sack	FF	PD	INT	TD
2025	1-1	3	2.5	1	1	0	0	0
CAREER	29-15	81	14.0	5	4	4	1	0

- Started all but one game in 2024 with 46 tackles, eight TFLs and three sacks
- Tied for the team lead in tackles for loss
- SEC Defensive Lineman of the Week on Oct. 7 after recording a sack and forced fumble in win over No. 1 Alabama

TOP GAMES

Tackles
Tackles for Loss
Sacks
Forced Fumble
Fumble Rec.
Passes Defended

2025	Career
3 vs. Charleston So.	7 three times
2.5 vs. Charleston So.	2.5 vs. Char. So. 2025
1 vs. Charleston So.	1 five times
1 vs. Charleston So.	1 four times
	1 four times



30 TRUELLE BERRY

CB • 6-1 • 196 • Sr.


	GP-GS	Tackles	TFL	Sack	FF	PD	INT	TD
2025								
CAREER	24-7	29	2	0	1	6	0	0

- Played in 11 games in 2024
- Had a tackle for loss and forced fumble in win at Kentucky
- Made a pair of tackles in Birmingham Bowl win
- Made a career-best nine tackles at UNLV in 2023

TOP GAMES

Tackles
Tackles for Loss
Interceptions
Passes Defended
Forced Fumble
Fumbles Rec.

2025	Career
	9 vs. UNLV 2023
	1 at Kentucky 2024



31 TATE HAMBY

STAR • 6-2 • 208 • So.

	GP-GS	Tackles	TFL	Sack	FF	PD	INT	TD
2025	1-0	0	0	0	0	0	0	0
CAREER	1-0	0	0	0	0	0	0	0

- Top-25 recruit out of Louisiana by On3, 247 and ESPN
- Played safety and wide receiver in high school
- Earned MaxPreps Player of the Game 12 times during prep career
- Won state championships in football, basketball and track (long jump)

TOP GAMES

Tackles
Tackles for Loss
Interceptions
Passes Defended
Forced Fumbles
Fumbles Rec.

2025	Career
------	--------



32 MASON CARTER

EDGE • 6-5 • 243 • So.

	GP-GS	Tackles	TFL	Sack	FF	PD	INT	TD
2025	1-0	1	0	0	0	0	0	0
CAREER	2-0	2	0	0	0	0	0	0

- Enrolled at Vandy in January 2024
- Three-star recruit made 123 tackles and 10 sacks during prep career
- Helped high school to regional semifinals as a junior
- Also played basketball and ran track

TOP GAMES

Tackles
Tackles for Loss
Sacks
Forced Fumbles
Fumbles Rec.
Passes Defended

2025	Career
1 vs. Charleston So.	1 twice





33 GABE FIELDS

RB • 6-0 • 217 • Fr.

	GP-GS	Rush	Yds	TD	Long	Att/G	Yds/G
2025	1-0	1	2	0	2	1.0	2.0
CAREER	1-0	1	2	0	2	1.0	2.0

- Unanimous three-star prospect
- Rated a top-25 prospect in Missouri
- Ranked as the No. 88 running back in the class by ESPN
- Recorded 1,295 yards on 171 carries with 16 touchdowns during senior season

TOP GAMES

Rush Attempts
 Rushing Yards
 Rushing TDs
 Receiving Yards
 All-Purpose Yards
 Total TDs

2025	Career
1 vs. Charleston So.	1 vs. Char. So. 2025
2 vs. Charleston So.	2 vs. Char. So. 2025
2 vs. Charleston So.	2 vs. Char. So. 2025



33 VANZALE HINTON

STAR • 6-0 • 196 • Fr. • VAN-zell or Van

	GP-GS	Tackles	TFL	Sack	FF	PD	INT	TD
2025	1-0	0	0	0	0	0	0	0
CAREER	1-0	0	0	0	0	0	0	0

- Consensus three-star prospect by 247Sports, On3, Rivals and ESPN
- Rated a top-10 player in Kentucky by 247Sports, On3 and ESPN
- Slotted a top-60 cornerback nationally by On3 and 247Sports

TOP GAMES

Tackles
 Tackles for Loss
 Interceptions
 Passes Defended
 Forced Fumbles
 Fumbles Rec.

2025	Career
------	--------



34 AUSTIN HOWARD

LB • 6-2 • 245 • Fr.

	GP-GS	Tackles	TFL	Sack	FF	PD	INT	TD
2025	1-0	2	0	0	0	0	0	0
CAREER	1-0	2	0	0	0	0	0	0

- Rated a four-star prospect by On3
- Ranked the No. 9 player in Tennessee by On3 and among the top 25 signees in the state by the remaining three services
- Rated the No. 264 player nationally On3, as well as the No. 28 linebacker in the class

TOP GAMES

Tackles
 Tackles for Loss
 Sacks
 Forced Fumbles
 Fumbles Rec.
 Passes Defended

2025	Career
2 vs. Charleston So.	2 vs. Char. So. 2025



35 RYDER BROWNSTEIN

WR • 6-2 • 183 • Fr.

	GP-GS	REC	Yds	TD	Long	Rec/G	YPC	Yds/G
2025								
CAREER								

- A three-year letter winner at Brentwood School
- Caught 53 passes for 1,129 yards and 10 touchdowns as a senior
- Recorded six games with 100-plus receiving yards, including two with more than 200 yards

TOP GAMES

Receptions
 Receiving Yards
 Receiving TDs
 All-Purpose Yards

2025	Career
------	--------



35 PAYNE DANIEL

S • 5-11 • 185 • Jr.

	GP-GS	Tackles	TFL	Sack	FF	PD	INT	TD
2025	0-0	0	0	0	0	0	0	0
CAREER	1-0	0	0	0	0	0	0	0

- Made collegiate debut at Tennessee in 2023
- Played football and lacrosse at Montgomery Bell Academy, same high school which produced head coach Clark Lea
- Two-time state runner-up in football
- Two-time state champion in lacrosse

TOP GAMES

Tackles
 Tackles for Loss
 Interceptions
 Passes Defended
 Forced Fumbles
 Fumbles Rec.

2025	Career
------	--------



36 JOSIAH BROXTON

LB • 5-10 • 225 • Fr.

	GP-GS	Tackles	TFL	Sack	FF	PD	INT	TD
2025								
CAREER								

- Unanimous three-star prospect by 247Sports, On3, Rivals and ESPN
- Rated the No. 76 player in Florida by 247Sports
- Ranked the No. 34 linebacker in the class per ESPN

TOP GAMES

Tackles
 Tackles for Loss
 Sacks
 Forced Fumbles
 Fumbles Rec.
 Passes Defended

2025	Career
------	--------



37 JACK WANZUNG

CB • 6-0 • 184 • Fr. • WAHN-zung

	GP-GS	Tackles	TFL	Sack	FF	PD	INT	TD
2025								
CAREER								

- Attended St. Ignatius College Prep
- Ran for 628 yards and nine touchdowns, and also threw for 548 yards and three scores his senior season
- Also had a scholarship offer from Air Force

TOP GAMES

Tackles
 Tackles for Loss
 Interceptions
 Passes Defended
 Forced Fumbles
 Fumbles Rec.

2025	Career
------	--------



38 NICK HABERER

P • 6-5 • 227 • Gr. • HAHB-er-er

	GP	ATT	Yds	Long	Avg	TB	FC	I20	50+
2025	1	2	102	56	51.0	1	1	1	1
CAREER	43	173	7431	62	42.9	8	95	57	18

- FWAA Freshman All-American (2021)
- Competed at Washington State from 2001-24
- Two-time Ray Guy Watch List selection (2023-24)
- Appeared in only four games in 2024 due to injury

TOP GAMES

Punts
 Average
 Average (min. 4)
 Long Punt
 Inside 20

2025	Career
2 vs. Charleston So.	8 at UCLA 2023
51.0 vs. Charleston So.	52.5 vs. Colo. St. 2022
56 vs. Charleston So.	50.0 at Utah 2021
1 vs. Charleston So.	62 twice
	4 vs. UCLA 2023



38 WILS JACKSON

WR • 6-5 • 205 • Fr.

	GP-GS	Tackles	TFL	Sack	FF	PD	INT	TD
2025								
CAREER								

- Earned two letters at Franklin HS
- As a senior, finished with 18 catches for 311 yards and two scores
- Recorded 22 receptions for 200 yards and a score the previous season

TOP GAMES

Receptions
 Receiving Yards
 Receiving TDs
 All-Purpose Yards

2025	Career
------	--------



39 BRAIL LIPFORD

S • 5-9 • 180 • Gr.

	GP-GS	Tackles	TFL	Sack	FF	PD	INT	TD
2025	1-0	0	0	0	0	0	0	0
CAREER	24-0	51	2.5	0	2	15	2	0

- Played four seasons at Rocky Mountain College, an NAIA school in Billings, Montana
- Second-team all-conference selection and two-time academic all-conference
- Played in 10 games as a senior, making 31 tackles

TOP GAMES

Tackles
 Tackles for Loss
 Interceptions
 Passes Defended
 Forced Fumbles
 Fumbles Rec.

2025	Career (at Vandy)
------	-------------------



40 JAMISON CURTIS

LB • 6-1 • 229 • So.

	GP-GS	Tackles	TFL	Sack	FF	PD	INT	TD
2025	1-0	4	0	0	0	0	0	0
CAREER	1-0	4	0	0	0	0	0	0

- Unanimous three-star prospect
- Made 71 tackles, 17 for loss, as a senior
- Made 107 tackles as a junior, helping Saraland to Class 6A state title
- Also played baseball in high school

TOP GAMES

Tackles
 Tackles for Loss
 Sacks
 Forced Fumbles
 Fumbles Rec.
 Passes Defended

2025	Career
4 vs. Charleston So.	4 vs. Char. So. 2025



40 MASON ROHMILLER

K • 6-1 • 175 • Sr. • ROW-mill-er

	GP	KO	Yds	TB	PAT	FG	Long
2025	1-0				1-1		
CAREER	1-0				1-1		

- Joined Vanderbilt in 2023 after spending freshman year at San Diego
- Was born at the Vanderbilt University Medical Center
- Parents, Kimberly and Michael, completed residencies at VUMC in radiology and orthopedic surgery, respectively

TOP GAMES

Field Goals
 Long FG
 PATs
 Total Points

2025	Career
1 vs. Charleston So.	1 vs. Char. So. 2025





41 JAMEZELL LASSITER

RB • 5-8 • 192 • So. • JAMES-el

	GP-GS	Rush	Yds	TD	Long	Att/G	Yds/G
2025	1-0	1	35	1	35	1.0	35.0
CAREER	1-0	1	35	1	35	1.0	35.0

- Spent final high school season at Deerfield Academy in Massachusetts
- First-team All-Rhode Island in 2021 and 2022, eclipsing 2,000 rushing yards and 25 touchdowns over two seasons

TOP GAMES

Rush Attempts
 Rushing Yards
 Rushing TDs
 Receiving Yards
 All-Purpose Yards
 Total TDs

2025	Career
1 vs. Charleston So.	1 vs. Charleston So. 2025
35 vs. Charleston So.	35 vs Charleston So. 2025
1 vs. Chalreston So.	1 vs. Charleston So. 2025



41 STONE OWENS

LS • 6-0 • 210 • Fr.

	GP	Snap	Tackles
2025			
CAREER			

- Prepped at Plant High
- Was a two-time all-district selection
- Credited with eight tackles, including three for loss, his junior season

TOP GAMES

Tackles
 Snaps

2025	Career
------	--------



42 JAKE BALIS

RB • 5-9 • 200 • So. • BAY-liss

	GP-GS	Rush	Yds	TD	Long	Att/G	Yds/G
2025							
CAREER							

- Two-time first-team all-conference at Penn High
- Named a National High School Strength Coaches Association National Athlete of the Year
- Father, Matt Balis, was the head football strength coach at Notre Dame while Clark Lea was defensive coordinator

TOP GAMES

Rush Attempts
 Rushing Yards
 Rushing TDs
 Receiving Yards
 All-Purpose Yards
 Total TDs

2025	Career
------	--------



43 DOMINIC REZAC

RB • 6-1 • 190 • Sr. • REE-zack

	GP-GS	Rush	Yds	TD	Long	Att/G	Yds/G
2025							
CAREER	1-0	0	0	0	0	0	0

- Made collegiate debut against Alcorn State
- Returned to RB after spending 2023 as a DB
- SEC Academic Honor Roll in 2023
- Led high school in rushing as a senior with 1,411 yards and 17 touchdowns
- Brothers, Teddy and Anthony, play football at ND

TOP GAMES

Rush Attempts
 Rushing Yards
 Rushing TDs
 Receiving Yards
 All-Purpose Yards
 Total TDs

2025	Career
------	--------



44 GABE FISHER

FB/TE • 6-1 • 250 • Jr.

	GP-GS	REC	Yds	TD	Long	Rec/G	YPC	Yds/G
2025	1-0	0	0	0	0	0	0	0
CAREER	15-3	1	2	1	2	0.1	2.0	0.2

- Played in all 13 games with three starts
- Scored first receiving TD in overtime at Missouri
- Enrolled at Vanderbilt on an ROTC scholarship with the Tennessee National Guard
- Brother, Max, joined team in 2024
- Three-time state champion in wrestling

TOP GAMES

Receptions
 Receiving Yards
 Receiving TDs

2025	Career
	2 at Mizzou 2024
	1 at Mizzou 2024



45 EMMANUEL ADEBIDI

TE • 6-5 • 270 • Gr. • ah-DAY-bee

	GP-GS	REC	Yds	TD	Long	Rec/G	YPC	Yds/G
2025	1-0	0	0	0	0	0	0	0
CAREER	29-3	7	76	0	22	0.2	10.9	2.6

- Played in all 13 games in 2024, starting against Alcorn State
- Competed at Cornell (ever heard of it?) from 2020-23
- Blocked a school-record seven kicks for the Big Red
- Blocks include three extra points, two against Harvard

TOP GAMES

Receptions
 Receiving Yards
 Receiving TDs

2025	Career
	36 vs. Princeton 2023



45 TY BARTHOLOMEW

LB • 6-1 • 228 • Jr.

	GP-GS	Tackles	TFL	Sack	FF	PD	INT	TD
2025								
CAREER	1-0	0	0	0	0	0	0	0

- Made collegiate debut against Alcorn State
- Walk-on did not play as a freshman in 2023
- Attended Montgomery Bell Academy, same high school as head coach Clark Lea (along with teammates Payne Daniel, Max Fisher and Gabe Fisher)

TOP GAMES

Tackles
 Tackles for Loss
 Sacks
 Forced Fumbles
 Fumbles Rec.
 Passes Defended

2025	Career
------	--------



46 MUSTAFA DANNETT

CB • 6-0 • 175 • Sr. • dah-NET

	GP-GS	Tackles	TFL	Sack	FF	PD	INT	TD
2025								
CAREER								

- SEC Academic Honor Roll in 2023
- Played football and wrestled at New London High School
- Earned a full academic scholarship to Vanderbilt

TOP GAMES

Tackles
 Tackles for Loss
 Interceptions
 Passes Defended
 Forced Fumbles
 Fumbles Rec.

2025	Career
------	--------



46 DURHAM HARRIS

LS • 5-9 • 193 • Gr.

	GP	Snap	Tackles
2025	1	9	
CAREER	40	334	2

- Spent three seasons at Texas State (2020-22) and one year at Washington State (2024)
- Was the Cougars' lone long snapper in 2024, executing 113 snaps
- Made 212 snaps for Texas State over three seasons

TOP GAMES

Tackles
 Snaps

2025	Career
	1 twice



47 JUSTIN DEWERS

K • 6-2 • 190 • Fr.

	GP	KO	Yds	TB	PAT	FG	Long
2025	1	4	260	4	—	0	0
CAREER	1	4	260	4	—	0	0

- Came to Vanderbilt from Prestonwood Christian Academy
- As a senior, made 8-of-10 field-goal attempts and was 70-of-71 on extra-point tries
- Averaged 56.1 yards on 92 kickoffs with 55 touchbacks

TOP GAMES

Field Goals
 Long FG
 PATs
 Total Points

2025	Career
------	--------



48 LARRY BENTON III

TE • 6-4 • 232 • So.

	GP-GS	REC	Yds	TD	Long	Rec/G	YPC	Yds/G
2025	1-0	0	0	0	0	0	0	0
CAREER	1-0	0	0	0	0	0	0	0

- TAPPS all-district selection
- State champion in shot put

TOP GAMES

Receptions
 Receiving Yards
 Receiving TDs

2025	Career
------	--------



49 SIMEON BOULWARE

EDGE • 6-5 • 358 • So. • BOWL-ware

	GP-GS	Tackles	TFL	Sack	FF	PD	INT	TD
2025								
CAREER								

- Enrolled at Vandy in January 2024
- Three-star prospect was a top-50 edge per 247Sports
- First-team all-region as a senior with 61 tackles, 10 for loss and eight sacks
- Named defensive player of the month for October 2023 by the Touchdown Club of Gwinnett

TOP GAMES

Tackles
 Tackles for Loss
 Sacks
 Forced Fumbles
 Fumbles Rec.
 Passes Defended

2025	Career
------	--------





49 ELIJAH ROONEY

TE • 6-5 • 230 • So.

	GP-GS	REC	Yds	TD	Long	Rec/G	YPC	Yds/G
2024								
CAREER								

- Played his senior year at the prep level at New Smyrna Beach High
- Recorded 1,019 yards and eight touchdowns passing, rushing for 752 yards and nine scores as well
- Was a member of both the football and lacrosse teams at Boone HS as a junior

TOP GAMES

Receptions
Receiving Yards
Receiving TDs

2025

Career



50 CHASE MITCHELL

OL • 6-4 • 340 • Gr.

	GP-GS	Snaps	PFF>PBLK	RBLK	Pen (Dec/Off)
2025	1-1	49	69.0	74.2	0 (0)
CAREER	35-38	1533			11 (2)

- Started all 13 games at strong tackle in 2024
- Did not concede a sack on 797 snaps (PFF)
- Named to PFF SEC Team of the Week for performance against Ball State
- Competed first four seasons at Liberty (2020-23)

TOP GAMES

PFF Pass Block
PFF Run Block

2025

Career

69.0 vs. Charleston So. 85.3 vs. La Tech 2023
74.2 vs. Charleston So. 80.7 vs. Alcorn St. 2023



51 CLINTON AZUBUIKE

OL • 6-8 • 305 • So. • az-UH-boo-kay

	GP-GS	Snaps	PFF>PBLK	RBLK	Pen (Dec/Off)
2025					
CAREER	6-0	168	74.8	55.3	1 (0)

- Played in six games at Northern Arizona in 2024, helping the program finish 8-5 after earning a bid to the FCS playoffs
- Helped the Lumberjacks rush for more than 200 yards in four contests

TOP GAMES

PFF Pass Block
PFF Run Block

2025

Career

79.4 vs. EWU 2024
77.4 at N. Colorado 2024



52 KEVO WESLEY

OL • 6-4 • 317 • Gr. • KEY-vo

	GP-GS	Snaps	PFF>PBLK	RBLK	Pen (Dec/Off)
2025					
CAREER	28-6	550			0 (0)

- Played in 12 games with five starts at quick guard
- Allowed one sack in 371 snaps (PFF)
- No penalties in 550 career snaps (PFF)
- Career-best PFF run block grade in win over VT
- Had a career-best PFF pass block grade in Birmingham Bowl win

TOP GAMES

PFF Pass Block
PFF Run Block

2025

Career

79.8 vs. GT 2024
72.1 vs. VT 2024



53 GLENN SEABROOKS III

DL • 6-3 • 349 • So.

	GP-GS	Tackles	TFL	Sack	FF	PD	INT	TD
2025	1-1	2	0	0	0	0	0	0
CAREER	14-0	30	1	0	1	1	1	0

- Played in all 13 games as a true freshman
- Grabbed an interception in his first collegiate game, collecting a tipped pass and returning it 15 yards to set up first touchdown drive in win over Virginia Tech
- Named to PFF SEC Team of the Week for six-tackle game at Georgia State

TOP GAMES

Tackles
Tackles for Loss
Sacks
Forced Fumbles
Fumbles Rec.
Passes Defended

2025

Career

2 vs. Charleston So. 6 at Georgia State 2024
1 at Georgia State 2024
1 vs. GT 2024
1 vs. VT 2024



53 JORDAN WHITE

OL • 6-2 • 309 • Gr.

	GP-GS	Snaps	PFF>PBLK	RBLK	Pen (Dec/Off)
2025	1-1	61	83.2	71.2	0 (0)
CAREER	34-27	1,991			17 (2)

- Previously played at Liberty (2023-24) and West Virginia (2020-22)
- Selected to Outland and Rimington Trophy Watch Lists in 2024
- Started 11 games for the Flames in 2024, playing 759 snaps at LG and 22 at C

TOP GAMES

PFF Pass Block
PFF Run Block

2025

Career

83.2 vs. Charleston So. 87.2 vs. SHSU 2024
71.2 vs. Charleston So. 96.4 vs. Campbell 2024



54 MASON NELSON

DL • 6-1 • 330 • Gr.

	GP-GS	Tackles	TFL	Sack	FF	PD	INT	TD
2025	1-0	1	0	0	0	0	0	0
CAREER	38-23	72	13.5	5	1	1	0	0

- Was at Western Michigan from 2020-24
- Credited with 30 tackles, a forced fumble and a pass defended in helping the Broncos to the IS4S Salute to Veterans Bowl as a redshirt junior
- 7.5 stops for loss with a pair of sacks

TOP GAMES

Tackles
Tackle for Loss
Sacks
Forced Fumbles
Fumbles Rec.
Passes Defended

2025

Career

1 vs. Charleston So. 6 twice
2.5 vs. BCU 2024
1 five times
1 vs. Kent State
1 vs. Eastern Michigan



55 AARON BRYANT

DL • 6-2 • 320 • Sr.

	GP-GS	Tackles	TFL	Sack	FF	PD	INT	TD
2025	1-0	1	1	0	0	0	0	0
CAREER	13-0	3	1	0	0	0	0	0

- Recorded first career TFL against Charleston Southern in season opener
- Spent first three years of collegiate career at Texas
- Saw the field in four games in 2024
- Appeared in seven games in 2023

TOP GAMES

Tackles
Tackles for Loss
Sacks
Forced Fumbles
Fumbles Rec.
Passes Defended

2025

Career

1 vs. Charleston So. 1 three times
1 vs. Charleston So. 1 vs. Char. So. 2025



55 BRYCE HENDERSON

OL • 6-8 • 325 • Gr.

	GP-GS	Snaps	PFF>PBLK	RBLK	Pen (Dec/Off)
2025	1-1	39	56.6	62.5	2 (1)
CAREER	34-34	1,873			14 (3)

- Played in 33 games at South Dakota
- Named second-team All-Missouri Valley Football Conference in 2024
- Helped 2024 Coyote offense rank second in FCS in TFL allowed, sixth in rushing, ninth in total offense and ninth in sacks allowed

TOP GAMES

PFF Pass Block
PFF Run Block

2025

Career

56.6 vs. Charleston So. 87.8 vs. N. Iowa 2022
62.5 vs. Charleston So.



56 GUNNER GIVENS

OL • 6-5 • 332 • Jr.

	GP-GS	Snaps	PFF>PBLK	RBLK	Pen (Dec/Off)
2025	1-0	36	82.0	73.2	0 (0)
CAREER	6-0	39			0 (0)

- Played in five games over three years at Virginia Tech (2022-24)

TOP GAMES

PFF Run Block
PFF Pass Block

2025

Career

82.0 vs. Charleston So. 82.0 vs. Char. So. 2025
73.2 vs. Charleston So. 73.2 vs. Char. So. 2025



57 MAX FISHER

OL • 6-2 • 270 • Jr.

	GP-GS	Snaps	PFF>PBLK	RBLK	Pen (Dec/Off)
2025					
CAREER					

- Played in three games as a freshman at Trinity University, D-III program in San Antonio, Texas
- Two-time all-region selection at Montgomery Bell Academy
- Two-time all-state honoree in wrestling during high school

TOP GAMES

PFF Run Block
PFF Pass Block

2025

Career



58 ORION IRVING

OL • 6-6 • 320 • Jr. • or-EYE-on

	GP-GS	Snaps	PFF>PBLK	RBLK	Pen (Dec/Off)
2025	1-0	26	79.0	61.1	0 (0)
CAREER	21-10	967			3 (1)

- Was at Sam Houston State for three years
- Played in final 10 contests, starting the final four, in 2024 to help the Bearkats to 10-3 finish and win in the R&L Carriers New Orleans Bowl
- Started the final five games in 2023 on the way to Conference USA All-Freshman Team

TOP GAMES

PFF Pass Block
PFF Run Block

2025

Career

79.0 vs. Charleston So. 85.1 vs. Jax State 2024
61.1 vs. Charleston So. 78.8 vs. La Tech 2024





62 CJ WILLIAMS

OL • 6-6 • 331 • So.

	GP-GS	Snaps	PFF>PBLK	RBLK	Pen (Dec/Off)
2025					
CAREER					

- Unanimous three-star prospect
- Rated among the top-150 offensive tackles in the class by all four services
- No. 3 player in Massachusetts per On3
- Also played basketball in high school

TOP GAMES

PFF Run Block
PFF Pass Block

2025

Career



69 COOPER STARKS

OL • 6-5 • 329 • Jr.

	GP-GS	Snaps	PFF>PBLK	RBLK	Pen (Dec/Off)
2025		1-0			
CAREER		2-0			

- Made collegiate debut in Birmingham Bowl win, playing on five extra-point attempts
- Unanimous three-star prospect
- Named Class 2A All-State as a senior
- Also played basketball and competed in shot put
- Owns a shot put career-best of 56'8.75"

TOP GAMES

PFF Run Block
PFF Pass Block

2024

Career



70 CADE McCONNELL

OL • 6-5 • 323 • Sr.

	GP-GS	Snaps	PFF>PBLK	RBLK	Pen (Dec/Off)
2025		1-1	37	2.0	72.0
CAREER		13-1	98		2 (0)

- Played in 12 games with 61 snaps as a reserve center and tackle, while seeing the field on 28 special teams plays
- Made collegiate debut with eight snaps at center in season-opening win at Virginia Tech
- Did not allow a sack

TOP GAMES

PFF Pass Block
PFF Run Block

2025

Career

79.4 vs. Alcorn St. 2024
72.0 vs. Charleston So. 72.0 vs. Charleston So. 2025



71 TED GREGOIRE

OL • 6-3 • 335 • Jr. • gre-GORE

	GP-GS	Snaps	PFF>PBLK	RBLK	Pen (Dec/Off)
2025					
CAREER		1-0			

- Transitioned to OL over 2024 offseason
- Made collegiate debut against Alcorn State
- Did not play as a true freshman in 2023
- Unanimous three-star prospect out of high school
- Unanimous top-30 prospect from New Jersey

TOP GAMES

PFF Run Block
PFF Pass Block

2025

Career



72 ISAIA GLASS

OL • 6-4 • 311 • Gr. • E-sigh-uh

	GP-GS	Snaps	PFF>PBLK	RBLK	Pen (Dec/Off)
2025		1-1	65	77.6	56.6
CAREER		34-22	1,669		15 (0)

- Played in all 12 games with eight starts in lone season at Oklahoma State in 2024
- Saw 347 snaps at left tackle and 309 snaps at right tackle for the Cowboys
- Conceded just two sacks in 656 snaps
- Spent 2021-23 at Arizona State

TOP GAMES

PFF Pass Block
PFF Run Block

2025

Career

77.6 vs. Charleston So. 87.1 vs. WVU 2024
56.6 vs. Charleston So. 74.5 vs. Wazzu 2023



73 CHARLIE CLARK

OL • 6-7 • 316 • Gr.

	GP-GS	Snaps	PFF>PBLK	RBLK	Pen (Dec/Off)
2024		1-0			
CAREER		25-0	112		0 (0)

- Played in all 13 games in 2024
- Played 13 snaps at tackle without a QB pressure
- Contributed to 62 special teams plays on the year, playing on the line on field goal and point-after attempts
- Played in 11 games in 2023, mostly on special teams

TOP GAMES

PFF Pass Block
PFF Run Block

2025

Career

74.1 vs. Ala. A&M 2023
60.2 at Hawai'i 2022



75 MISAEL SANDOVAL

OL • 6-6 • 325 • Jr. • mee-sigh-EL(mee-sah) san-dah-VAL

	GP-GS	Snaps	PFF>PBLK	RBLK	Pen (Dec/Off)
2025		1-0			
CAREER		14-0	57	70.4	60.1

- Played in all 13 games in 2024
- Made offensive line debut with four snaps at left tackle in win over Alcorn State
- Contributed to 62 special teams plays on the year, playing on the line on field goal and point-after attempts

TOP GAMES

PFF Pass Block
PFF Run Block

2025

Career

70.4 vs. Alcorn St. 2024
60.1 vs. Alcorn St. 2024



77 DAVID SIEGEL

OL • 6-6 • 308 • Gr. • SEE-gul

	GP-GS	Snaps	PFF>PBLK	RBLK	Pen (Dec/Off)
2025					
CAREER		5-0	4		0 (0)

- Did not see the field in 2024
- Played in one game as a sophomore after appearing in four as a freshman
- Rated one of the top 100 offensive tackles in signing class by On3

TOP GAMES

PFF Pass Block
PFF Run Block

2025

Career

50.2 vs. Ala. A&M 2023



78 KEEGAN WECHSLER

OL • 6-2 • 295 • Jr. • WEX-ler

	GP-GS	Snaps	PFF>PBLK	RBLK	Pen (Dec/Off)
2025					
CAREER					

- Has yet to see the field as a Commodore
- Earned all-district honors as both an offensive lineman and defensive lineman as a senior in high school
- Also played baseball and track
- Both parents played collegiate soccer

TOP GAMES

PFF Run Block
PFF Pass Block

2025

Career



79 STERLING PORCHER

OL • 6-4 • 315 • Gr. • pour-SHAY

	GP-GS	Snaps	PFF>PBLK	RBLK	Pen (Dec/Off)
2025		1-0	12	75.7	64.5
CAREER		38-35	2,131		19 (1)

- Played at Texas Tech in 2024, appearing in 12 games with 11 starts
- Received a 97.1 pressures efficiency rating from Pro Football Focus
- Part of an OL that helped TTU end season among top 10 nationally in scoring

TOP GAMES

PFF Pass Block
PFF Run Block

2025

Career

75.7 vs. Charleston So. 86.9 vs. FIU 2023
64.5 vs. Chalreston So. 80.4 vs. SHSU 2023



79 CONOR WEASLER

P • 6-0 • 270 • Jr. • WEEZ-ler

	GP	ATT	Yds	Long	Avg	TB	FC	I20	50+
2025									
CAREER									

- Has yet to see the field as a Commodore

TOP GAMES

Punts
Average
Average (min. 4)
Long Punt
Inside 20

2025

Career



80 CLAIBORNE RICHARDS

WR • 5-11 • 186 • Jr.

	GP-GS	REC	Yds	TD	Long	Rec/G	YPC	Yds/G
2025								
CAREER								

- On the roster for two seasons at Virginia
- Prepped at Montgomery Bell Academy
- Earned all-state honors in 2022
- Also played varsity basketball for MBA

TOP GAMES

Receptions
Receiving Yards
Receiving TDs

2025

Career





81 KAYLEB BARNETT

WR • 5-8 • 155 • Fr.

	GP-GS	REC	Yds	TD	Long	Rec/G	YPC	Yds/G
2025	1-0	3	30	1	13	3.0	10.0	30.0
CAREER	1-0	3	30	1	13	3.0	10.0	30.0

- Made a TD grab in first collegiate game vs. Charleston Southern.
- Rated a three-star prospect
- Made 30 receptions for 607 yards and eight touchdowns as a senior
- Led Jenks to the Oklahoma 6A-I semifinals

TOP GAMES

Receptions
Receiving Yards
Receiving TDs

2025	Career
3 vs. Charleston So.	3 vs. Char. So. 2025
30 vs. Charleston So.	30 vs. Char. So. 2025
1 vs. Charleston So.	1 vs. Char. So. 2025



82 BRYCEN COLEMAN

TE • 6-5 • 215 • So.

	GP-GS	REC	Yds	TD	Long	Rec/G	YPC	Yds/G
2025	1-0	1	5	0	5	1.0	5.0	5.0
CAREER	6-0	1	5	0	5	0.4	0.9	0.9

- Four-star prospect per 247Sports and top-65 player by 247 and ESPN
- Had 72 catches for 1,158 yards and 241 carries for 1,854 yards during prep career, totaling 41 touchdowns
- Mother, Mel, played basketball at Oneonta State
- Father, Jake, played basketball and football at Salisbury

TOP GAMES

Receptions
Receiving Yards
Receiving TD

2025	Career
1 vs. Charleston So.	1 vs. Char. So. 2025
5 vs. Charleston So.	5 vs. Char. So. 2025
5 vs. Charleston So.	5 vs. Char. So. 2025



83 DEREK KEE

WR • 6-4 • 190 • Jr.

	GP-GS	REC	Yds	TD	Long	Rec/G	YPC	Yds/G
2025								
CAREER								

- Has yet to see the field in college
- Regional offensive player of the year as a senior
- Set the school record for receiving yards and receiving touchdowns in a season
- Recorded a 4.0 GPA in high school and was first in his class

TOP GAMES

Receptions
Receiving Yards
Receiving TDs

2025	Career
------	--------



85 LEBRON HILL

WR • 6-5 • 190 • Fr.

	GP-GS	REC	Yds	TD	Long	Rec/G	YPC	Yds/G
2025								
CAREER								

- Unanimous three-star prospect
- Rated a top-15 player in Indiana
- Ranked a top-100 wide receiver in the class by Rivals
- Recorded 700 receiving yards and 1,046 all-purpose yards during senior season

TOP GAMES

Receptions
Receiving Yards
Receiving TDs

2025	Career
------	--------



86 WITT EDWARDS

TE • 6-5 • 210 • So.

	GP-GS	REC	Yds	TD	Long	Rec/G	YPC	Yds/G
2025								
CAREER								

- Four-star prospect per 247Sports and ESPN
- Played both wide receiver and outside linebacker in high school
- Rated a top-10 player in Oklahoma
- Named to the 2023 Freaks List by 247Sports
- Dad and brother wrestled at Oklahoma State

TOP GAMES

Receptions
Receiving Yards
Receiving TDs

2025	Career
------	--------



87 TY BURD

WR • 6-1 • 165 • Jr.

	GP-GS	REC	Yds	TD	Long	Rec/G	YPC	Yds/G
2025								
CAREER								

- All-region player at Montgomery Bell Academy
- Joined by high school teammates Payne Dainel, Ty Bartholomew, and Max and Gabe Fisher
- MBA is also the high school head coach Clark Lea attended
- Enjoys hunting

TOP GAMES

Receptions
Receiving Yards
Receiving TDs

2025	Career
------	--------



88 BROCK TAYLOR

K • 6-1 • 165 • Jr.

	GP	KO	Yds	TB	PAT	FG	Long
2025	1	4	253	3	5-5	1-1	35
CAREER	14	48	2941	28	44-45	19-22	57

- Third-team All-SEC (coaches)
- National All-Freshman Team (The Athletic)
- SEC All-Freshman Team (coaches)
- Groza Award semifinalist
- Made five field goals of at least 50 yards, setting the Vanderbilt career record in one season

TOP GAMES

Field Goals
Long
PATs
Total Points

2025	Career
1 vs. Charleston So.	3 vs. Ball State 2024
35 vs. Charleston So.	57 at Mizzou 2024
5 vs. Charleston So.	7 vs. vs. Alcorn St. 2024
8 vs. Charleston So.	13 twice



89 CAMERAN DICKSON

WR • 6-0 • 180 • Fr.

	GP-GS	REC	Yds	TD	Long	Rec/G	YPC	Yds/G
2025								
CAREER								

- Unanimous three-star prospect
- Rated a top-100 player in Texas
- Caught the game-winning touchdown pass in regional semifinal win
- Named the Texas District 15-5A D-II Offensive Player of the Year as a junior

TOP GAMES

Receptions
Receiving Yards
Receiving TDs

2025	Career
------	--------



90 JAKE STANISH

DL • 6-3 • 250 • Fr.

	GP-GS	Tackles	TFL	Sack	FF	PD	INT	TD
2025								
CAREER								

- Unanimous three-star prospect
- Rated among the top 50 players in Illinois by 247Sports, On3 and Rivals
- Slotted the No. 111 edge player in the class by 247Sports
- Named Illinois Class 8A All-State as a senior

TOP GAMES

Tackles
Tackles for Loss
Sacks
Forced Fumbles
Fumbles Rec.
Passes Defended

2025	Career
------	--------



92 JAYLON STONE

DL • 6-2 • 306 • Jr.

	GP-GS	Tackles	TFL	Sack	FF	PD	INT	TD
2025	1-0	1	0	0	0	0	0	0
CAREER	17-2	41	6	2	0	1	0	0

- Was at SEMO for two seasons
- As a sophomore in 2024, posted 32 total tackles with five for loss including two sacks
- Helped the Redhawks go 9-4 while earning a berth in the NCAA Football Championship Subdivision playoffs

TOP GAMES

Tackles
Tackles for Loss
Sacks
Forced Fumbles
Fumbles Rec.
Passes Defended

2025	Career
1 vs. Charleston So.	5 vs. NWST 2024
	1.5 vs. NWST 2024
	1 twice



93 NIKHIL JEFFERSON

DL • 6-1 • 330 • Fr. • nick-HEEL

	GP-GS	Tackles	TFL	Sack	FF	PD	INT	TD
2025								
CAREER								

- Rated a three-star prospect
- Ranked the No. 31 defensive lineman in the class by Rivals
- Made 42 tackles with 12 for loss, four sacks and eight QB hurries as a senior
- District champion in shot put and discus

TOP GAMES

Tackles
Tackles for Loss
Sacks
Forced Fumbles
Fumbles Rec.
Passes Defended

2025	Career
------	--------



94 BRADLEY MANN

DL • 6-6 • 308 • Sr.

	GP-GS	Tackles	TFL	Sack	FF	PD	INT	TD
2025	1-0	1	0	0	0	0	0	0
CAREER	25-0	25	5.5	1	0	0	0	0

- Played the first nine games in 2024 before suffering a season-ending injury
- Had three multi-tackle games on the year
- Played in all 12 games as a sophomore, making 12 tackles
- Made first career sack against Auburn in 2023

TOP GAMES

Tackles
Tackles for Loss
Sacks
Forced Fumbles
Fumbles Rec.
Passes Defended

2025	Career
1 vs. Charleston So.	3 twice
	1.5 vs. Hawai'i 2023
	1 vs. Auburn 2023





95 LINUS ZUNK

DL • 6-6 • 270 • Sr. • LINE-us

	GP-GS	Tackles	TFL	Sack	FF	PD	INT	TD
2025	1-0	1	0	0	0	0	0	0
CAREER	23-1	24	4.0	2.0	0	1	0	0

- Played all 13 games and made first start at Georgia St
- Recorded three tackles, 2.5 for loss and 1.5 sacks in season-opening win against Virginia Tech
- Played in nine games with seven tackles in 2023
- Two-time SEC Academic Honor Roll
- CSC Academic All-District in 2024

TOP GAMES

Tackles
Tackles for Loss
Sacks
Forced Fumbles
Fumbles Rec.
Passes Defended

2025	Career
1 vs. Chalreston So.	5 vs. SC 2024
	2.5 vs. VT 2024
	1.5 vs. VT 2024
	1 vs. Ball State 2024



96 KHORDAE SYDNOR

DL • 6-4 • 272 • Gr. • core-DAY SID-nor

	GP-GS	Tackles	TFL	Sack	FF	PD	INT	TD
2024	1-1	0	0	0	0	1	0	0
CAREER	38-13	41	15.5	10.5	0	4	0	0

- Started 11 games in 2024, recording at least one tackle in nine contests
- Had three tackles each against Texas and Auburn
- Recorded a tackle for loss in back-to-back games to end the year against Tennessee and in Birmingham Bowl win over Georgia Tech

TOP GAMES

Tackles
Tackles for Loss
Sacks
Forced Fumbles
Fumbles Rec.
Passes Defended

2025	Career
	4 twice
	2 twice
	2 twice
1 vs. Charleston So.	1 vs. Char. So. 2025
1 vs. Charleston So.	1 four times



97 HAYDEN BRAY

EDGE • 6-4 • 277 • Gr.

	GP-GS	Tackles	TFL	Sack	FF	PD	INT	TD
2025	1-0	2	1.0	1.0	0	0	0	0
CAREER	2-0	2	1.0	1.0	0	0	0	0

- Earned first sack vs. Charleston Southern
- Joined Vanderbilt in 2024 after competing at Oklahoma (2021-23)
- Graduated from Oklahoma in three years
- Pursuing a master's of education in leadership and organizational performance at Vandy

TOP GAMES

Tackles
Tackles for Loss
Sacks
Forced Fumbles
Fumbles Rec.
Passes Defended

2025	Career
2 vs. Charleston So.	2 vs. Char. So. 2025
1 vs. Charleston So.	1 vs. Char. So. 2025
1 vs. Charleston So.	1 vs. Char. So. 2025



98 TERRY NWABUISI-EZEALA

DL • 6-2 • 336 • So. • NWAH-bwee-zee ee-ZAH-lah

	GP-GS	Tackles	TFL	Sack	FF	PD	INT	TD
2025								
CAREER								

- Enrolled at North Carolina for the spring 2025 semester prior to coming to Vanderbilt
- Considered a three star recruit by 247 Sports both coming out of high school and as a transfer
- Also offered a scholarship from Wake Forest

TOP GAMES

Tackles
Tackles for Loss
Sacks
Forced Fumbles
Fumbles Rec.
Passes Defended

2025	Career
------	--------



99 JOSHUA SINGH

DL • 6-0 • 285 • Gr. • Sing

	GP-GS	Tackles	TFL	Sack	FF	PD	INT	TD
2025								
CAREER	27-27	14	2.5	0	0	0	0	0

- Transferred to the program from BYU
- Appeared in all 13 games in 2024, helping the Cougars finish the season 11-2
- Posted 10 tackles, including 1.5 TFL
- Earned second-team Academic All-Big 12 honors in 2023

TOP GAMES

Tackles
Tackles for Loss
Sacks
Forced Fumbles
Fumbles Rec.
Passes Defended



2025	Career
	3 twice
	1 twice



GAME 2 | VUFB NOTES

GAME RECAPS

GAME 1 Charleston Southern @ Vandy

	1	2	3	4	TOT
	0	0	0	3	3
	14	14	7	10	45

DATE Aug. 30 SITE FirstBank Stadium (Nashville, Tenn.)

KICKOFF 6:03 p.m. END 9:19 p.m. ELAPSED 3:16

ATTENDANCE 35,000 WEATHER Clear 81F / Wind NE 10MPH

COMMODORES CRUISE OVER BUCCANEERS

NASHVILLE, Tenn. – Vanderbilt football opened the 2025 season by downing Charleston Southern 45-3 in front of a sold-out crowd at FirstBank Stadium on Saturday.

The Commodores produced 481 yards of total offense, the most since generating 601 against Hawai'i on August 27, 2022. Defensively, Vandy held the Buccaneers to 135 total yards while producing 46 tackles, six for a loss, and forcing two turnovers. The victory marks the Dore's fourth-straight season opening victory.

Multiple milestones were set against the Buccaneers with junior running back Sedrick Alexander hitting 1,000 career rushing yards while graduate quarterback Diego Pavia matched his Vanderbilt single-game high in passing yards with 275 through the air, completing 20-of-25 passes with three touchdowns.

The Dore's last faced the Bucs in 2014, pulling out a 21-20 home win in the first meeting between the two programs; Saturday's matchup looked much different. Freshman wideout Kayleb Barnett started the scoring on a nine-yard jet pass from Pavia, marking the first career touchdown for Barnett. Vanderbilt found pay dirt on its next drive as Pavia connected with junior wide receiver Junior Sherrill for a 12-yard touchdown toss. At the 3:04 mark in the first quarter, the Commodores scored again on a four-yard run from junior running back AJ Newberry, pushing the lead to 21-0. It is the first time Vandy has scored touchdowns on its first three drives of a game since September 25, 2017, against Tennessee.



Vanderbilt increased the lead to 28-0 with its final score of the half late in the second quarter, a 26-yard pass from Pavia to Alexander. The 28-0 lead at the halftime break marks the first shutout through the opening two quarters since Alcorn State in 2024. The last time the Dore's scored four touchdowns in the first half was against Elon in 2022.

The Commodores continued to control the game in the second half. Junior running back Makhilyn Young nabbed his first Vanderbilt touchdown on a four-yard run with 5:47 left in the third. Junior kicker Brock Taylor drilled his one and only attempt of the contest to begin the fourth quarter, splitting the uprights from 35 yards out. The Dore's added insurance on a 35-yard rush from sophomore Jamezell Lassiter to finish off the 45-3 route. The score was also Lassiter's first as a Commodore.



Vanderbilt travels to Blacksburg, Virginia next Saturday for a meeting with Virginia Tech; the Commodores used an overtime effort to oust the Hokies 34-27 in last year's season opener. Kickoff is set for 6:30 p.m. and will air on the ACC Network.

For more information on the Vanderbilt football team, follow @VandyFootball on Facebook, Instagram and X.

TEAM STATS

		
First Downs	7	25
Rushing Yards	47	201
Passing Yards	88	280
Total Offense	135	481
Punts-Yards	7-273	2-102
Kickoffs-Yards	2-130	8-513
Possession Time	27:51	32:09
Third Down	3-13	6-9
Fourth Down	1-1	0-0
Red Zone Scores-Chances (TD)	0-0	4-5
Sacks By (Number-Yards)	1-3	3-22
PAT	0-0	6-6
2-pt Conversions	0-0	0-0
Field Goals	1-1	1-1
Points off Turnovers	0	7

INDIVIDUAL LEADERS

		
Passing (Yds/C-A-I-TD)	Osborne 54/8-16-1-0 Powell 15/1-2-0-0 Echols 19/1-1-0-0	Pavia 275/20-25-0-3
Rushing (Att-Yds-TD)	Gordon 8-28-0 Musch 7-19-0	Alexander 12-83-0 Pavia 8-44-0
Receiving (Rec-Yds-TD)	Rhone 3-7-0 Bishop 2-36-0	Richardson 5-74-0 Stowers 4-86-0
Tackles (Solo-Tot)	Bartalo 2-6 Brantley 1-6	Cowan 3-5 Hight 3-4
Sacks (No-Yds)	McKinzie 0.5-1 Bowen 0.5-2	Capers 1.0-9 Bray 1.0-6 Wood 1.0-7



THE RECORD WHEN...

	Lea		2024		2025	
	W	L	W	L	W	L
Overall	17	33	7	6	1	0
Home	10	17	4	3	1	0
Away	6	16	2	3	0	0
Neutral	1	0	1	0	0	0
In overtime	1	1	1	1	0	0
Coming off a win (immediately preceding week)	5	9	3	3	0	0
Coming off a loss (immediately preceding week)	6	17	1	2	0	0
Coming off an open date (immediately preceding week)	1	6	1	1	0	0
Season Opener	4	1	1	0	1	0
Postseason	1	0	1	0	0	0
vs. AP Top 25	1	15	1	3	0	0
as AP Top 25	0	2	0	2	0	0
Both teams are in the AP Top 25	0	1	0	1	0	0
Neither team is in the AP Top 25	14	17	6	2	1	0
Team is ranked higher	0	1	0	1	0	0
Opponent is ranked higher	1	11	1	3	0	0
vs. In-State Opponents	0	5	0	1	0	0
In August	4	0	1	0	1	0
In September	5	11	1	2	0	0
In October	4	11	3	1	0	0
In November	3	11	1	3	0	0
In December	1	0	1	0	0	0
On SEC Network	6	26	3	4	0	0
On ABC	0	1	0	1	0	0
On CBS	0	1	0	0	0	0
On ESPN	2	0	2	0	0	0
On ESPN2	0	1	0	0	0	0
On ESPNU	1	1	0	0	0	0
On CBS Sports Network	4	2	1	0	0	0
On ACC Network	0	1	0	0	0	0
On SEC Network +/-ESPN+	4	2	1	1	1	0
On Linear Television	13	31	6	5	0	0
On Streaming Platforms (exclusively)	4	2	1	1	1	0
Morning/Afternoon Games	8	22	4	4	0	0
Night Games (6 p.m. local or later)	9	11	3	2	1	0
Decided by three points or fewer	3	5	0	2	0	0
Decided by eight points or fewer	8	5	4	3	0	0
Scoring first	10	8	6	4	1	0
Opponent scores first	7	25	1	2	0	0
Leading at halftime	14	4	6	1	1	0
Tied at halftime	1	0	1	0	0	0
Trailing at halftime	2	29	0	5	0	0
Leading after three quarters	16	0	6	0	1	0
Tied after three quarters	1	1	1	1	0	0
Trailing after three quarters	0	32	0	5	0	0
Scoring 40+ points	6	0	2	0	1	0
Scoring 30-39 points	6	2	2	1	0	0
Scoring 20-29 points	4	5	2	3	0	0
Scoring 0-19 points	1	26	1	2	0	0
Allowing 40+ points	0	14	0	0	0	0
Allowing 30-39 points	2	13	1	3	0	0
Allowing 20-29 points	8	5	2	3	0	0
Allowing 0-19 points	7	1	4	0	1	0
Outrushing opponent	10	4	4	1	1	0
Getting outrushed	7	29	3	5	0	0
Passing for more yards	6	6	2	1	1	0
Passing for fewer yards	11	27	5	5	0	0
Passing yards tied	0	0	0	0	0	0
Outgaining opponent	8	3	3	0	1	0
Outgained by opponent	9	30	4	6	0	0
Winning time of possession	14	15	7	0	1	0
Losing time of possession	3	18	0	6	0	0
Scoring a defensive or special teams TD	6	4	2	1	0	0
Allowing a defensive or special teams TD	0	8	0	0	0	0
Fewer penalty yards	8	23	4	3	0	0
More penalty yards	7	10	2	3	1	0
Penalty yards tied	2	0	1	0	0	0
Winning turnover battle	9	11	5	1	1	0
Losing turnover battle	2	12	0	1	0	0
Turnovers even	6	10	2	4	0	0
Having a 100-yard rusher	5	5	1	0	0	0
Having a 200-yard passer	7	9	1	1	1	0
Having a 100-yard receiver	5	7	2	1	0	0
Having a QB rush for 100 yards	3	1	1	0	0	0
Allowing a 100-yard rusher	3	13	3	3	0	0
Allowing a 200-yard passer	8	26	4	6	0	0
Allowing a 100-yard receiver	5	15	0	2	0	0
Allowing a QB to rush for 100 yards	0	0	0	0	0	0

STARTER SHEET *includes previous school(s)

OFFENSE					DEFENSE				
	Pos	2025	Streak	Career		Pos	2025	Streak	Career
Bryce Henderson	OL	1	21*	35*	Zaylin Wood	DL	1	1	34*
Diego Pavia	QB	1	29*	29*	Martel Hight	CB	1	15	20
Chase Mitchell	OL	1	28*	28*	Bryan Longwell	LB	1	14	16
Jordan White	OL	1	1	26*	Yilanan Outtara	DL	0	0	16
Isaia Glass	OL	1	1	24*	Kolbey Taylor	CB	1	2	16*
Sedrick Alexander	RB	1	20	20	Miles Capers	LB	1	7	15
Junior Sherrill	WR	1	11	14	Mark Davis	CB	0	0	14*
Cole Spence	TE	1	11	12	Randon Fontenette	STAR	1	1	12
Tre Richardson	WR	1	10*	11*	Langston Patterson	LB	1	7	12
Richie Hoskins	WR	1	3	6	Khordae Sydnor	DL	1	11	12
Kevo Wesley	OL	0	0	6	CJ Heard	S	1	5*	7*
Eli Stowers	TE	0	0	5	Trudell Berry	CB	0	0	7
Gabe Fisher	FB	0	0	3	Jaylin Lackey	CB	0	0	5
AJ Newberry	RB	0	0	1	Marlen Sewell	S	1	1	3
Emmanuel Adebi	TE	0	0	1	Nick Rinaldi	LB	0	0	2
Cade McConnell	OL	1	1	1	Linus Zunk	DL	0	0	1
					Bryce Cowan	LB	0	0	1
					Glenn Seabrooks III	DL	1	1	1

STARTERS BY POSITION at Vandy only

Pos.	OFFENSE	Career	Pos.	DEFENSE	Career
QB	Diego Pavia	14	DE	Khordae Sydnor	12
RB	Sedrick Alexander	19		Yilanan Ouattara	4
	AJ Newberry	1		Miles Capers	2
FB	Gabe Fisher	3		Linus Zunk	1
WR	Junior Sherrill	14	DT	Yilanan Ouattara	11
	Richie Hoskins	6		Zaylin Wood	4
	Tre Richardson	1		Glenn Seabrooks III	1
TE	Cole Spence	12	RZ	Miles Capers	13
	Eli Stowers	5		Nick Rinaldi	1
	Emmanuel Adebi	1	LB	Bryan Longwell	16
QT	Isaia Glass	1		Langston Patterson	12
QG	Kevo Wesley	5		Bryce Cowan	1
	Cade McConnell	1		Nick Rinaldi	1
C	Jordan White	1	STAR	Randon Fontenette	12
SG	Chase Mitchell	1	CB	Martel Hight	20
LG	Kevo Wesley	1		Trudell Berry	7
ST	Chase Mitchell	13		Kolbey Taylor	7
	Bryce Henderson	1	S	Jaylin Lackey	5
				Marlen Sewell	3
				CJ Heard	1



DORE DETAILS

Game	Captains @ Toss	Toss Win	VU Kick/Receive	Helmet	Jersey	Pants	Vandy 1st Poss.	Opp. 1st Poss.	Length	Result
Charleston Southern	Fontenette, Hoskins, Sewell, Stowers	CSU	Receive	Gold	Black	Black	TD (8/75, 4:47)	Punt (3/-3, 1:42)	3:15	W, 45-3
Virginia Tech										
South Carolina										
Georgia State										
Utah State										
Alabama										
LSU										
Missouri										
Texas										
Auburn										
Kentucky										
Tennessee										

OFFENSIVE STARTING LINEUPS

Game	QB	RB	WR	WR	WR	TE	QT	QG	C	SG	ST
Charleston Southern	Pavia	Alexander	Sherrill	Hoskins	Richardson	Spence	Glass	McConnell	White	Mitchell	Henderson
Virginia Tech											
South Carolina											
Georgia State											
Utah State											
Alabama											
LSU											
Missouri											
Texas											
Auburn											
Kentucky											
Tennessee											

DEFENSIVE STARTING LINEUPS

Game	DE	DT	DT	Razor	LB	LB	Star	S	S	CB	CB
Charleston Southern	Sydnor	Wood	Seabrooks III	Capers	Patterson	Longwell	Fontenette	Sewell	Heard	K. Taylor	Hight
Virginia Tech											
South Carolina											
Georgia State											
Utah State											
Alabama											
LSU											
Missouri											
Texas											
Auburn											
Kentucky											
Tennessee											

GAME-BY-GAME LEADERS

Game	Rushes		Rush Yards		Receptions		Receiving Yards		Tackles		Sacks		Tackles for Loss	
Charleston Southern	Alexander	12	Alexander	83	Richardson	5	Stowers	86	Cowan	5	Bray/Capers/Wood	1.0	Capers	2.5
Virginia Tech														
South Carolina														
Georgia State														
Utah State														
Alabama														
LSU														
Missouri														
Texas														
Auburn														
Kentucky														
Tennessee														



TURNOVER BATTLE
 Vanderbilt

Game	Fumbles (lost)	Interceptions	Total TOs	Opp. Points Off TO
Charleston Southern	1 (0)	0	0	0
at Virginia Tech				
at South Carolina				
Georgia State				
Utah State				
at Alabama				
LSU				
Missouri				
at Texas				
Auburn				
Kentucky				
at Tennessee				
TOTAL	1 (0)	0	0	0

THIRD DOWNS
 Vanderbilt

Game	1-3	4-6	7-9	10-14	15-19	20+	Tot	Pct.
Charleston Southern	3-3	3-4	0-2	1-1	0-0	0-0	6-9	66.7
at Virginia Tech								
at South Carolina								
Georgia State								
Utah State								
at Alabama								
LSU								
Missouri								
at Texas								
Auburn								
Kentucky								
at Tennessee								
TOTAL	3-3	3-4	0-2	1-1	0-0	0-0	6-9	
	100.0	75.0	0.0	100.0	0.0	0.0	66.7	

DRIVE CHARTS

Vanderbilt

Game	Drives	3 & Out	Pct.	Scores	Pct.	TD	Pct.
Charleston Southern	10	0	0.0	7	70.0	6	60.0
at Virginia Tech							
at South Carolina							
Georgia State							
Utah State							
at Alabama							
LSU							
Missouri							
at Texas							
Auburn							
Kentucky							
at Tennessee							
TOTAL	10	0	0.0	7	70.0	6	60.0

OPENING DRIVES

First Half

Game	Vanderbilt			Opponent		
	Pts	Pl-Yd	TOP	Pts	Pl-Yd	TOP
Charleston Southern	7	8-75	4:47	0	3-(-3)	1:42
at Virginia Tech						
at South Carolina						
Georgia State						
Utah State						
at Alabama						
LSU						
Missouri						
at Texas						
Auburn						
Kentucky						
at Tennessee						
TOTAL	7	8-75	4:47	0	3-(-3)	1:42

Opponents

Game	Fumbles (lost)	Interceptions	Total TOs	Vandy Points Off TO
Charleston Southern	1 (1)	1	2	10
at Virginia Tech				
at South Carolina				
Georgia State				
Utah State				
at Alabama				
LSU				
Missouri				
at Texas				
Auburn				
Kentucky				
at Tennessee				
TOTAL	1(1)	1	2	10

Opponents

Game	1-3	4-6	7-9	10-14	15-19	20+	Tot	Pct.
Charleston Southern	3-3	0-3	0-3	0-1	0-2	0-1	3-13	23.1
at Virginia Tech								
at South Carolina								
Georgia State								
Utah State								
at Alabama								
LSU								
Missouri								
at Texas								
Auburn								
Kentucky								
at Tennessee								
TOTAL	3-3	0-3	0-3	0-1	0-2	0-1	3-13	
	100.0	0.0	0.0	0.0	0.0	0.0	23.1	

Opponents

Game	Drives	3 & Out	Pct.	Scores	Pct.	TD	Pct.
Charleston Southern	10	7	70.0	1	10.0	0	0.0
at Virginia Tech							
at South Carolina							
Georgia State							
Utah State							
at Alabama							
LSU							
Missouri							
at Texas							
Auburn							
Kentucky							
at Tennessee							
TOTAL	10	7	70.0	1	10.0	0	0.0

Second Half

Game	Vanderbilt			Opponent		
	Pts	Pl-Yds	TOP	Pts	Pl-Yds	TOP
Charleston Southern	0	5-12	3:34	0	3-6	1:00
at Virginia Tech						
at South Carolina						
Georgia State						
Utah State						
at Alabama						
LSU						
Missouri						
at Texas						
Auburn						
Kentucky						
at Tennessee						
TOTAL	0	5-12	3:34	0	3-6	1:00



Vanderbilt

Longest plays of the season

Type	Yards	Player
Rush	35	Jamezell Lassiter
Rushing Touchdown	35	Jamezell Lassiter
Pass	41	Diego Pavia to Eli Stowers
Passing Touchdown	26	Diego Pavia to Sedrick Alexander
Punt Return	11	Martel Hight
Kick Return	29	Tre Richardson
Interception Return	0	
Fumble Return		
Punt	56	Nick Haberer
Field Goal	35	Brock Taylor

35+ Yard Plays *TD

Yds	Player(s)
41	Diego Pavia pass to Eli Stowers
35*	Jamezell Lassiter rush

15+ Yard Rushes *TD

Yds	Player
18	Sedrick Alexander
15	Makhilyn Young
35*	Jamezell Lassiter

BIG PLAYS

20+ Yard Passes *TD

Yds	Players
41	Diego Pavia to Eli Stowers
25	Diego Pavia to Tre Richardson
26*	Diego Pavia to Sedrick Alexander
27	Diego Pavia to Eli Stowers

SCORING DRIVES

Vanderbilt

Game	Qtr	Pts	Plays	Yds	TOP	Scoring Play
CSU	1	7	8	75	4:47	Barnett 9-yard pass from Pavia (B. Taylor kick)
CSU	1	7	4	53	1:32	Sherrill 12-yard pass from Pavia (B. Taylor kick)
CSU	2	7	14	89	7:45	Newberry 4-yard rush (B. Taylor kick)
CSU	2	7	5	64	1:51	Alexander 26-yard pass from Pavia (B. Taylor kick)
CSU	3	7	4	21	2:27	Young 4-yard rush (B. Taylor kick)
CSU	4	3	8	28	3:43	B. Taylor 35-yard field goal
CSU	4	7	4	59	2:12	Lassiter 35-yard rush (Rohmiller kick)

Opponents

Longest plays of the season

Type	Yards	Player	Opponent
Rush	11	Isaiah Gordon	Charleston Southern
Rushing Touchdown			
Pass	19	Jared Echols to Jamil Bishop	Charleston Southern
Passing Touchdown			
Punt Return			
Kick Return	15	Quay Kindell	Charleston Southern
Interception Return			
Fumble Return			
Punt	53	Gilbert Brown	Charleston Southern
Field Goal	38	Zach Gordon	Charleston Southern

35+ Yard Plays *TD

Yards	Player(s)	Opponent
		Charleston Southern
		Charleston Southern

15+ Yard Rushes *TD

Yards	Player	Opponent
		Charleston Southern
		Charleston Southern
		Charleston Southern

20+ Yard Passes *TD

Yards	Players	Opponent
		Charleston Southern
		Charleston Southern
		Charleston Southern
		Charleston Southern

Opponents

Game	Qtr	Pts	Plays	Yds	TOP	Scoring Play
CSU	4	3	11	54	7:07	Gordon 38-yard field goal



RECORDS QUICK GLANCE

Offense

 Rushing Yards

Game	1.	321 • Frank Mordica vs. Air Force, 1978
	10.	180 • Twice
	2025	83 • Sedrick Alexander vs. Charleston Southern
Season	1.	1,283 • Ralph Webb, 2016
	10.	1,028 • Ke'Shawn Vaughn, 2019
	2025	83 • Sedrick Alexander
Career	1.	4,173 • Ralph Webb, 2014-17
	10.	2,021 • Rodney Williams, 1998-2001
	Active	1,040 • Sedrick Alexander, 2023-present
Senior	1.	1,141 • Zac Stacy, 2012
	9.	801 • Diego Pavia, 2024
Junior	1.	1,283 • Ralph Webb, 2016
	10.	639 • Norval McKenzie, 2003
Sophomore	1.	1,152 • Ralph Webb, 2015
	10.	586 • Sedrick Alexander, 2024
Freshman	1.	907 • Ralph Webb, 2014
	10.	461 • Dean Davidson, 1947

Rushing Attempts

Game	1.	35 • Three times
	5.	31 • Ralph Webb, 2014
	2025	12 • Sedrick Alexander vs. Charleston Southern
Season	1.	277 • Ralph Webb, 2015
	10.	198 • Ke'Shawn Vaughn, 2019
	2025	12 • Sedrick Alexander
Career	1.	931 • Ralph Webb
	10.	453 • Jay Cutler
	Active	272 • Sedrick Alexander, 2023-present

Rushing Touchdowns

Game	1.	5 • Frank Mordica vs. Air Force, 1978
	10.	3 • 12 times
	2025	1 • Lassiter, Young, Newberry vs. Charleston Southern
Season	1.	14 • Twice
	10.	9 • Three times
	2025	1 • Lassiter, Young, Newberry
Career	1.	32 • Ralph Webb, 2014-17
	9.	15 • Twice
	Active	10 • Sedrick Alexander, 2023-present

Passing Yards

Game	1.	464 • Whit Taylor at Tennessee, 1981
	10.	367 • Kyle Shurmur vs. Tennessee, 2018
	2025	275 • Diego Pavia vs. Charleston Southern
Season	1.	3,178 • Kurt Page, 1983
	10.	2,409 • Kyle Shurmur, 2016
	2025	275 • Diego Pavia
Career	1.	8,865 • Kyle Shurmur, 2015-18
	10.	3,514 • John Gromos, 1985, 1987-89
	Active	2,568 • Diego Pavia, 2024-pres.
Senior	1.	3,130 • Kyle Shurmur, 2018
	8.	2,293 • Diego Pavia, 2024
Junior	1.	3,178 • Kurt Page, 1983
	10.	1,383 • Mike Wright, 1977
Sophomore	1.	2,409 • Kyle Shurmur, 2016
	10.	1,126 • Larry Smith, 2009
Freshman	1.	1,928 • Ken Seals, 2020
	10.	642 • Patton Robinette, 2013

Passing Attempts

Game	1.	66 • Jay Cutler vs. Kentucky, 2005
	10.	49 • Four times
	2025	25 • Diego Pavia vs. Charleston Southern
Season	1.	493 • Kurt Page, 1983
	10.	350 • Kurt Page, 1984
	2025	25 • Diego Pavia
Career	1.	1,264 • Kyle Shurmur, 2015-18
	10.	580 • John Gromos, 1985, 1987-89
	Active	323 • Diego Pavia, 2024-pres.

Passing Completions

Game	1.	39 • Jay Cutler vs. Kentucky, 2005
	9.	29 • Five times
	2025	20 • Diego Pavia vs. Charleston Southern
Season	1.	286 • Kurt Page, 1983
	10.	193 • Austyn Carta-Saumels
	2025	20 • Diego Pavia
Career	1.	722 • Kyle Shurmur, 2015-18
	10.	299 • Jordan Rodgers, 2011-12
	Active	197 • Diego Pavia, 2024-pres.

Completion Pct.

Game	1.	88.6 • Kyle Shurmur vs. Tennessee, 2018
	3.	83.3 • Diego Pavia at Kentucky, 2024
	6.	80.0 • Diego Pavia vs. Alabama, 2024
Season		80.0 • Diego Pavia vs. Charleston So., 2025
	1.	74.4 • Jim Looney, 1953
	9.	59.4 • Diego Pavia, 2024
Career	10.	59.1 • Jay Cutler, 2005
	1.	60.5 • Ken Seals, 2020-23
	2.	51.2 • John Gromos, 1985, 1987-89
	Active	59.4 • Diego Pavia, 2024-pres.

Passing Touchdowns

Game	1.	5 • Three times
	4.	4 • Nine Times
	2025	3 • Diego Pavia vs. Charleston Southern
Season	1.	26 • Kyle Shurmur, 2017
	5.	20 • Diego Pavia, 2024
Career	1.	64 • Kyle Shurmur, 2015-18
	10.	24 • Jordan Rodgers, 2011-12
	Active	23 • Diego Pavia, 2024-pres.

Receptions

Game	1.	20 • Norman Jordan vs. Air Force, 1982
	9.	13 • Six times
	2025	5 • Tre Richardson vs. Charleston Southern
Season	1.	112 • Jordan Matthews, 2013
	10.	70 • Chuck Scott, 1983
	2025	5 • Tre Richardson
Career	1.	262 • Jordan Matthews, 2010-13
	10.	136 • Trent Sherfield, 2014-17
	Active	53 • Eli Stowers, 2024-pres.
Senior	1.	112 • Jordan Matthews, 2013
	10.	53 • Tavarus Hogans, 1999
Junior	1.	97 • Keith Edwards, 1983
	10.	50 • Jared Pinkney, 2018 & Allama Matthews, 1981
Sophomore	1.	82 • Earl Bennett, 2006
	10.	41 • Three times
Freshman	1.	79 • Earl Bennett, 2005
	10.	28 • CJ Duncan, 2014 & Brandon Barden, 2008

Receiving Yards

Game	1.	240 • Trent Sherfield vs. Austin Peay, 2015
	10.	184 • Three times
	2025	86 • Eli Stowers vs. Charleson Southern
Season	1.	1,477 • Jordan Matthews, 2013
	10.	916 • Kalija Lipscomb, 2018
	2025	86 • Eli Stowers
Career	1.	3,759 • Jordan Matthews, 2010-13
	10.	1,869 • Trent Sherfield, 2014-17
	Active	737 • Junior Sherrill, 2023-pres.

Receiving TDs

Game	1.	5 • Earl Bennett vs. Kentucky, 2005
	3.	3 • Four times
	2025	1 • Sherrill, Barnett, Alexander vs. Charleston Southern
Season	1.	14 • Allama Matthews, 1982
	8.	8 • Seven times
	2024	5 • Eli Stowers
Career	1.	24 • Jordan Matthews, 2010-13
	10.	14 • Jared Pinkney, 2015-19
	Active	7 • Junior Sherrill, 2023-pres.



RECORDS QUICK GLANCE
 Defense & Special Teams

Tackles

Game	1.	37 • Chris Gaines vs. Tulane, 1987
	2025	5 • Bryce Cowan vs. Charleston Southern
Season	1.	214 • Chris Gaines, 1987
	10.	140 • Twice
2025		5 • Bryce Cowan
Career	1.	458 • Andrew Coleman, 1978-81
	10.	388 • Shelton Quarles, 1990-93
Active		159 • Langston Patterson, 2022-pres.

Tackles for Loss

Game	1.	5.0 • Stephen Weatherly vs. Tenn., 2014
	2025	5.0 • Jaylen Mahoney at Missouri, 2022
2025		2.0 • Miles Capers vs. Charleston Southern
Season	1.	23.0 • Jamie Winborn, 1999
	10.	13.0 • Anfernee Orji, twice
2025		2.0 • Miles Capers
Career	1.	45.0 • Jamie Winborn
	8.	28.5 • Twice
Active		13.0 • Langston Patterson, 2022-pres.

Sacks

Season	1.	12.0 • Alan Young, 1993
	10.	6.5 • Matt Stewart, 2000
2025		1.0 • Miles Capers, Hayden Bray, Zaylin Wood
Career	1.	21.5 • Alan Young, 1989, 1991-93
	Active	6.0 • Nick Rinaldi, 2022-present

Interceptions

Game	1.	3 • Five times
	2025	1 • CJ Heard vs. Charleston Southern
Season	1.	8 • Twice
	10.	5 • 10 Times
2025		1 • CJ Heard
Career	1.	15 • Casey Hayward, 2008-11
	10.	10 • Five times
Active		3 • Martel Hight, 2023-pres.

Interception Return Yards

Game	1.	128 • Archibald Barnes vs. Tenn., 2011
	3.	100 • Trey Wilson vs. Presby., 2012
2025		
Season	1.	182 • Trey Wilson, 2012
	2025	
Career	1.	229 • Robert Davis, 1990-93
	Active	40 • Martel Hight, 2023-pres.

INT Returns for TD

Season	1.	2 • Trey Wilson (twice) & Jay Chesley
	2025	
Career	1.	4 • Trey Wilson, 2009-12

Forced Fumbles

Season	1.	5 • Three times
	4.	4 • Seven times
2025		1 • Miles Capers
Career	1.	8 • Twice
	4.	5 • Anfernee Orji & two others
Active		4 • Miles Capers, 2021-pres.

Fumble Recoveries

Season	1.	5 • Reggie Calvin, 1977
	2.	4 • Seven times
2025		1 • Khordae Sydnor
Career	1.	7 • Zach Cunningham, 2014-16
	2.	6 • Five times
Active		2 • Langston Patterson, 2022-pres.
		2 • Nick Rinaldi, 2022-pres.

Pass Break-Ups

Season	1.	18 • Andre Hal, 2013
	10.	12 • Twice
2025		1 • Mark Davis, Zaylin Wood, Khordae Sydnor
Career	1.	34 • Twice
	Active	8 • Randon Fontenette, 2024-pres.

Field Goals Attempts

Game	1.	5 • Four times
	2025	1 • Brock Taylor vs. Charleston So.
Season	1.	24 • Carey Spear, 2012
	2025	1 • Brock Taylor
Career	1.	47 • John Markham, 1997-2000
	5.	38 • Tommy Openshaw, 2014-17
Active		22 • Brock Taylor, 2023-present

Field Goals Made

Game	1.	4 • Twice
	2025	1 • Brock Taylor vs. Charleston Southern
Season	1.	20 • Carey Spear, 2012
	2025	1 • Brock Taylor
Career	1.	47 • John Markham, 1997-2000
	5.	38 • Tommy Openshaw, 2014-17
Active		19 • Brock Taylor, 2023-present

Field Goal Percentage

Season	1.	.857 • Hawkins Golden (12-14), 1973
	2025	1.000 • Brock Taylor (1-1), 2025
Career	1.	.780 • Carey Spear (39-50), 2010-13
	3.	.709 • Ryley Guay (22-31), 2017-19
Active		.864 • Brock Taylor (18-21), 2023-present

Extra Point Attempts

Game	1.	9 • Zack Clinard vs. Tenn. Tech, 1947
	2025	5 • Brock Taylor vs. Charleston Southern
Season	1	48 • Zack Clinard, 1948 & Carey Spear, 2013
	3.	47 • Ryley Guay, 2018
2025		5 • Brock Taylor
Career	1.	121 • Bryant Hahnfeldt, 2005-08
	2.	111 • Tommy Openshaw, 2014-17
Active		45 • Brock Taylor, 2023-present

Extra Points Made

Game	1.	8 • Zack Clinard twice
	2025	5 • Brock Taylor vs. Charleston Southern
Season	1.	48 • Carey Spear, 2013
	2.	47 • Ryley Guay, 2018
2025		5 • Brock Taylor
Career	1.	117 • Bryan Hahnfeldt, 2005-08
	3.	101 • Carey Spear, 2010-13
Active		44 • Brock Taylor, 2023-present

Extra Point Pct.

Season	1.	1.000 • Five Times, Most Recent: Joseph Bulovas, 2021
	2025	1.000• Brock Taylor (5-5
Career	1.	.991 • Tommy Openshaw (110-111)
	3.	.967 • Bryan Hahnfeldt (117-121)
Active		.978 • Brock Taylor (44-45), 2023-present

Punts

Game	1.	14 • Twice
	2025	2 • Nick Haberer vs. Charleston Southern
Season	1.	84 • Richard Kent, 2010
	6.	78 • Bill Marinangel, 1996
2025		2 • Nick Haberer
Career	1.	277 • Jim Arnold, 1979-82
	5.	207 • Richard Kent, 2010-12
Active		2 • Nick Haberer, 2025-pres.

Punt Yards

Game	1.	560 • Bill Marinangel at Georgia, 1996
	2025	102 • Nick Haberer
Season	1.	3,586 • Bill Marinangel, 1996
	7.	3,089 • Jim Arnold, 1981
2025		102 • Nick Haberer
Career	1.	12,171 • Jim Arnold, 1979-82
	5.	8,882 • Richard Kent, 2010-12
Active		102 • Nick Haberer, 2025

Punting Average

Game	1.	53.1 • Jim Arnold vs. North Carolina, 1982
	(min. 5 att) 2.	52.9 • Jesse Mirco at Auburn 2024
Season	1.	48.2 • Ricky Anderson, 1984
	10.	43.5 • Jim Arnold, 1981
Career	1.	48.0 • Jesse Mirco, 2024
	2.	46.5 • Matthew Hayball, 2022-23

Kickoff Returns

Game	1.	8 • Twice
	3.	7 • Three times
2025		1 • Tre Richardson vs. Charleston So.
Season	1.	40 • Warren Norman, 2009
	8.	30 • Kwane Doster, 2004
2025		1 • Tre Richardson
Career	1.	108 • Darrius Sims, 2013-16
	3.	85 • Tony Jackson, 1989-93
Active		16 • Junior Sherrill

Kickoff Return Yards

Game	1.	243 • Kwane Doster at Ole Miss, 2002
	2.	217 • Darrius Sims vs. South Carolina, 2014
2025		29 • Tre Richardson vs. Charleston Southern
Season	1.	1,050 • Warren Norman, 209
	10.	616 • Kwane Doster, 2002
2025		29 • Tre Richardson
Career	1.	2,558 • Darrius Sims, 2013-16
	10.	1,388 • Clay Parker, 1981-83, 1985
Active		427 • Junior Sherrill, 2023-present

Punt Returns

Game	1.	8 • Twice
	3.	7 • Twice
2025		1 • Martel Hight vs. Charleston Southern
Season	1.	43 • Lee Nalley, 1948
	9.	30 • Doug Matthews, 1968
2025		1 • Martel Hight
Career	1.	112 • Lee Nalley, 1947-49
	3.	85 • Tony Jackson, 1989-93
Active		20 • Martel Hight, 2023-present

Punt Return Yards

Game	1.	203 • Lee Nalley vs. Kentucky, 1948
	2025	11 • Martel Hight vs. Charleston Southern
Season	1.	791 • Lee Nalley, 1948
	5.	305 • Alvin Duke, 1995
2025		11 • Martel Hight
Career	1.	1,708 • Lee Nalley, 1947-49
	10.	402 • Walter Overton, 1971-72
Active		298 • Martel Hight, 2023-present



RESULTS

	Date	Opponent		Score	Overall	Conf	Time	Attend
	08/30/2025	Charleston So.	W	45-3	1-0	0-0	3:16	35000



TEAM STATS

	VU	OPP
Scoring	45	3
Points per game	45.0	3.0
Points Off Turnovers	7	0
First Downs	25	7
Rushing	10	2
Passing	13	4
Penalty	2	1
Rushing Yardage	201	48
Yards gained rushing	206	79
Yards lost rushing	5	31
Rushing attempts	31	27
Average per rush	6.5	1.8
Average per game	201.0	48.0
TDs Rushing	3	0
Passing Yardage	280	87
Comp-Att-Int	21-28-0	10-19-1
Average per pass	10.0	4.6
Average per catch	13.3	8.7
Average per game	280.0	87.0
TDs Passing	3	0
Total offense	481	135
Total plays	59	46
Average per play	8.2	2.9
Average per game	481.0	135.0
Kick returns: #-Yards	1-29	1-15
Punt returns: #-Yards	1-11	0-0
Int returns: #-Yards	1-0	0-0
Kick return average	29.0	15.0
Punt return average	11.0	0.0
Int return average	0.0	0.0
Fumbles-Lost	1-0	1-1
Penalties-Yards	7-60	5-54
Average per game	60.0	54.0
Punts-Yards	2-102	7-273
Average per punt	51.0	39.0
Net punt average	41.0	37.4
Kickoffs-Yards	8-513	2-130
Average per kick	64.1	65.0
Net kick average	40.0	38.0
Time of possession / game	32:09	27:51
3rd-down conversion	6/9	3/13
3rd-down pct	67%	23%
4th-down conversion	0/0	1/1



TEAM STATS

	VU	OPP
4th-down pct	0%	100%
Sacks by-Yards	3-22	1-3
Misc Yards	0	0
Touchdowns scored	6	0
Field goals - attempts	1-1	1-1
On-Side kicks	0-0	0-0
Red-zone scores	(5-5) 100%	(0-0) 0%
Red-zone touchdowns	(4-5) 80%	(0-0) 0%
PAT-attempts	(6-6) 100%	(0-0) 0%
2-point conversion-attempts	(0-0) 0%	(0-0) 0%
Attendance	35000	0
Games / Avg per game	1/35000	0/0
Neutral site games	-	0/0

Score by Periods

Team	1st	2nd	3rd	4th	OT	TOT
Vanderbilt	14	14	7	10	0	45
Opponents	0	0	0	3	0	3



INDIVIDUAL STATS

Rushing

Player	gp	att	gain	loss	net	avg	td	lg	avg/g
Sedrick Alexander	1	12	83	0	83	6.9	0	18	83.0
Diego Pavia	1	8	47	3	44	5.5	0	11	44.0
Jamezell Lassiter	1	1	35	0	35	35.0	1	35	35.0
Makhilyn Young	1	3	19	0	19	6.3	1	15	19.0
Blaze Berlowitz	1	2	13	0	13	6.5	0	7	13.0
AJ Newberry	1	2	4	2	2	1.0	1	4	2.0
Tristen Brown	1	1	2	0	2	2.0	0	2	2.0
Gabe Fields	1	1	2	0	2	2.0	0	2	2.0
Tre Richardson	1	1	1	0	1	1.0	0	1	1.0
Total	1	31	206	5	201	6.5	3	35	201.0
Opponents	1	27	79	31	48	1.8	0	11	48.0

Passing

Player	gp	effic	comp-att-int	pct	yds	td	lg	avg/g
Diego Pavia	1	212.0	20-25-0	80.0	275	3	41	275.0
Blaze Berlowitz	1	47.3	1-3-0	33.3	5	0	5	5.0
Total	1	194.4	21-28-0	75.0	280	3	41	280.0
Opponents	1	80.6	10-19-1	52.6	87	0	19	87.0

Receiving

Player	gp	no.	yds	avg	td	lg	avg/g
Tre Richardson	1	5	74	14.8	0	25	74.0
Eli Stowers	1	4	86	21.5	0	41	86.0
Junior Sherrill	1	3	33	11.0	1	17	33.0
Kayleb Barnett	1	3	30	10.0	1	13	30.0
Richie Hoskins	1	2	9	4.5	0	8	9.0
Martel Hight	1	2	17	8.5	0	17	17.0
Sedrick Alexander	1	1	26	26.0	1	26	26.0
Brycen Coleman	1	1	5	5.0	0	5	5.0
Total	1	21	280	13.3	3	41	280.0
Opponents	1	10	87	8.7	0	19	87.0

Punt Returns

Player	no.	yds	avg	td	lg
Martel Hight	1	11	11.0	0	11
Total	1	11	11.0	0	11
Opponents	0	0	0.0	0	0

Interceptions

Player	no.	yds	avg	td	lg
CJ Heard	1	0	0.0	0	0
Total	1	0	0.0	0	0
Opponents	0	0	0.0	0	0

Kick Returns

Player	no.	yds	avg	td	lg
Tre Richardson	1	29	29.0	0	29
Total	1	29	29.0	0	29
Opponents	1	15	15.0	0	15

Fumbles Recovered

Player	no.	yds	avg	td	lg
Khordae Sydnor	1	0	0.0	0	0
Total	1	0	0.0	0	0
Opponents	0	0	0.0	0	0



INDIVIDUAL STATS

Scoring

			PAT						
Player	td	fg	kick	rush	rcv	pass	dxp	saf	pts
Brock Taylor	-	1-1	5-5	-	-	-	-	-	8
Makhilyn Young	1	-	-	-	-	-	-	-	6
Sedrick Alexander	1	-	-	-	-	-	-	-	6
AJ Newberry	1	-	-	-	-	-	-	-	6
Junior Sherrill	1	-	-	-	-	-	-	-	6
Jamezell Lassiter	1	-	-	-	-	-	-	-	6
Kayleb Barnett	1	-	-	-	-	-	-	-	6
Mason Rohmiller	-	-	1-1	-	-	-	-	-	1
Total	6	1-1	6-6	0	0	0	0	0	45
Opponents	0	1-1	0-0	0	0	0	0	0	3

Field Goals

Player	fg	pct.	01-19	20-29	30-39	40-49	50-99	lg	blk
Brock Taylor	1-1	100.0	0-0	0-0	1-1	0-0	0-0	35	0
Opponents	1-1	100.0	0-0	0-0	1-1	0-0	0-0	38	0

FG Sequence

Team Name	Vanderbilt	Opponents
Charleston So.	(35)	(38)

Numbers in (parentheses) indicate field goal was made

Total Offense

Player	g	plays	rush	pass	total	avg/g
Diego Pavia	1	33	44	275	319	319.0
Sedrick Alexander	1	12	83	0	83	83.0
Jamezell Lassiter	1	1	35	0	35	35.0
Makhilyn Young	1	3	19	0	19	19.0
Blaze Berlowitz	1	5	13	5	18	18.0
AJ Newberry	1	2	2	0	2	2.0
Tristen Brown	1	1	2	0	2	2.0
Gabe Fields	1	1	2	0	2	2.0
Tre Richardson	1	1	1	0	1	1.0
Total	1	59	201	280	481	481.0
Opponents	1	46	48	87	135	135.0

Punting

Player	no.	yds	avg	lg	tb	fc	i20	50+	blk
Nick Haberer	2	102	51.0	56	1	1	1	1	0
Total	2	102	51.0	56	1	1	1	1	0
Opponents	7	273	39.0	53	0	2	1	2	0

Kickoffs

Player	no.	yds	avg	tb	ob	retn	net	ydln
Brock Taylor	4	253	63.3	2	1			
Justin Dewers	4	260	65.0	4	0			
Total	8	513	64.1	6	1	1	40	25
Opponents	2	130	65.0	1	0	1	38	27

All Purpose

Player	g	rush	rcv	pr	kr	ir	total	avg/g
Sedrick Alexander	1	83	26	0	0	0	109	109.0
Tre Richardson	1	1	74	0	29	0	104	104.0
Eli Stowers	1	0	86	0	0	0	86	86.0
Diego Pavia	1	44	0	0	0	0	44	44.0
Jamezell Lassiter	1	35	0	0	0	0	35	35.0
Junior Sherrill	1	0	33	0	0	0	33	33.0
Kayleb Barnett	1	0	30	0	0	0	30	30.0
Martel Hight	1	0	17	11	0	0	28	28.0
Makhilyn Young	1	19	0	0	0	0	19	19.0
Blaze Berlowitz	1	13	0	0	0	0	13	13.0
Richie Hoskins	1	0	9	0	0	0	9	9.0
Brycen Coleman	1	0	5	0	0	0	5	5.0
AJ Newberry	1	2	0	0	0	0	2	2.0
Tristen Brown	1	2	0	0	0	0	2	2.0
Gabe Fields	1	2	0	0	0	0	2	2.0
Total	1	201	280	11	29	0	521	521.0
Opponents	1	48	87	0	15	0	150	150.0



OVERALL DEFENSE

			Tackles				Sacks	Pass defense			Fumbles		blkd	
##	Player	gp	ua	a	tot	tfl/yds	no-yds	int-yds	brup	qbh	fr-yds	ff	kick	saf
22	Bryce Cowan	1	3	2	5
4	Martel Hight	1	3	1	4	0.5-1
40	Jamison Curtis	1	2	2	4
29	Miles Capers	1	2	1	3	2.5-15	1-9	1	.	.
23	Carson Lawrence	1	3	.	3
9	Keanu Koht	1	1	2	3
53	Glenn Seabrooks III	1	2	.	2
11	Bryan Longwell	1	2	.	2	1-2
10	Langston Patterson	1	1	1	2
34	Austin Howard	1	1	1	2
97	Hayden Bray	1	1	1	2	1-6	1-6
20	Prince Kollie	1	1	1	2
0	Marlon Jones Jr.	1	1	1	2
26	Cayden Daniels	1	1	.	1
32	Mason Carter	1	.	1	1
1	Dontae Carter	1	.	1	1
92	Jaylon Stone	1	.	1	1
2	Randon Fontenette	1	.	1	1
94	Bradley Mann	1	.	1	1
95	Linus Zunk	1	.	1	1
17	Mark Davis	1	1	.	1	.	.	.	1
55	Aaron Bryant	1	1	.	1	1-1
54	Mason Nelson	1	.	1	1
15	Zaylin Wood	1	1	.	1	1-7	1-7	.	1	1
8	CJ Heard	1	1-0
96	Khordae Sydnor	1	1	2	1-0	.	.	.
	Totals	1	27	20	47	7-32	3-22	1-0	3	3	1-0	1	0	0
	Opponents	1	26	42	68	2-5	1-3	0-0	1	2	0-0	1	0	0



TEAM GAME-BY-GAME

		Rushing				Receiving				Passing				Kick Returns				Punt Returns				tot			
Date	Opponent	no.	yds	td	lg	no.	yds	td	lg	cmp	att	int	yds	td	lg	no.	yds	td	lg	no.	yds	td	lg	off	
08/30/2025	Charleston So.	31	201	3	35	21	280	3	41	21-28-0				280	3	41	1	29	0	29	1	11	0	11	481
Vanderbilt		31	201	3	35	21	280	3	41	21-28-0				280	3	41	1	29	0	29	1	11	0	11	481
Opponents		27	48	0	11	10	87	0	19	10-19-1				87	0	19	1	15	0	15	0	0	0	0	135

Vanderbilt Averages

Games	Avg/ rush	Avg/ catch	Pass effic	KR avg	PR avg	All purpose avg/game	Total offense avg/game
1	6.5	13.3	194.4	29.0	11.0	521.0	481.0

Date	Opponent	Tackles				Sacks		Fumble		Pass Defense			blkd	PAT attempts			off		
		ua	a	total	tfl-yds	no	yds	ff	fr-yds	int-yds	qbh	brup	kick	kick	rush	rcv	saf	t/o	pts
08/30/2025	Charleston So.	27	20	47	7.0-32	3	22	1	1-0	1-0	3	3	0	6-6	0	0	0	7	45
Vanderbilt		27	20	47	7.0-32	3	22	1	1-0	1-0	3	3	0	6-6	0	0	0	7	45
Opponents		26	42	68	2.0-5	1	3	1	0-0	0-0	2	1	0	0-0	0	0	0	0	3

Date	Opponent	Punting										Field Goals			Kickoffs				
		no.	yds	avg	long	blkd	tb	fc	50+	i20		md-att	long	blkd	no.	yds	avg	tb	ob
08/30/2025	Charleston So.	2	102	51.0	56	0	1	1	1	1		1-1	35	0	8	513	64.1	6	1
Vanderbilt		2	102	51.0	56	0	1	1	1	1		1-1	35	0	8	513	64.1	6	1
Opponents		7	273	39.0	53	0	0	2	2	1		1-1	38	0	2	130	65.0	1	0



OPPONENT GAME-BY-GAME

		Rushing				Receiving				Passing				Kick Returns				Punt Returns				tot			
Date	Opponent	no.	yds	td	lg	no.	yds	td	lg	cmp	att	int	yds	td	lg	no.	yds	td	lg	no.	yds	td	lg	off	
08/30/2025	Charleston So.	27	48	0	11	10	87	0	19	10-19-1				87	0	19	1	15	0	15	0	0	0	0	135
Opponents		27	48	0	11	10	87	0	19	10-19-1				87	0	19	1	15	0	15	0	0	0	0	135
Vanderbilt		31	201	3	35	21	280	3	41	21-28-0				280	3	41	1	29	0	29	1	11	0	11	481

Opponents Averages

Games	Avg/ rush	Avg/ catch	Pass effic	KR avg	PR avg	All purpose avg/game	Total offense avg/game
1	1.8	8.7	80.6	15.0	0.0	150.0	135.0

Date	Opponent	Tackles				Sacks	Fumble	Pass Defense				blkd	PAT attempts				off	
		ua	a	total	tfl-yds	no-yds	ff	fr-yds	int-yds	qbh	brup	kick	kick	rush	rcv	saf	t/o	pts
08/30/2025	Charleston So.	26	42	68	2.0-5	1-3	1	0-0	0-0	2	1	0	0-0	0	0	0	0	3
Opponents		26	42	68	2.0-5	1-3	1	0-0	0-0	2	1	0	0-0	0	0	0	0	3
Vanderbilt		27	20	47	7.0-32	3-22	1	1-0	1-0	3	3	0	6-6	0	0	0	7	45

Date	Opponent	Punting										Field Goals			Kickoffs				
		no.	yds	avg	long	blkd	tb	fc	50+	i20		md-att	long	blkd	no.	yds	avg	tb	ob
08/30/2025	Charleston So.	7	273	39.0	53	0	0	2	2	1		1-1	38	0	2	130	65.0	1	0
Opponents		7	273	39.0	53	0	0	2	2	1		1-1	38	0	2	130	65.0	1	0
Vanderbilt		2	102	51.0	56	0	1	1	1	1		1-1	35	0	8	513	64.1	6	1



TEAM GAME HIGHS

Vanderbilt - Game Highs

RUSHES	31	Charleston So. (08/30/2025)
YARDS RUSHING	201	Charleston So. (08/30/2025)
YARDS PER RUSH	6.5	Charleston So. (08/30/2025)
TD RUSHES	3	Charleston So. (08/30/2025)
PASS ATTEMPTS	28	Charleston So. (08/30/2025)
PASS COMPLETIONS	21	Charleston So. (08/30/2025)
YARDS PASSING	280	Charleston So. (08/30/2025)
YARDS PER PASS	10.0	Charleston So. (08/30/2025)
TD PASSES	3	Charleston So. (08/30/2025)
TOTAL PLAYS	59	Charleston So. (08/30/2025)
TOTAL OFFENSE	481	Charleston So. (08/30/2025)
YARDS PER PLAY	8.2	Charleston So. (08/30/2025)
POINTS	45	Charleston So. (08/30/2025)
SACKS BY	3	Charleston So. (08/30/2025)
FIRST DOWNS	25	Charleston So. (08/30/2025)
PENALTIES	7	Charleston So. (08/30/2025)
PENALTY YARDS	60	Charleston So. (08/30/2025)
TURNOVERS	0	Charleston So. (08/30/2025)
PUNTS	2	Charleston So. (08/30/2025)
PUNTING AVG	51.0	Charleston So. (08/30/2025)
LONG PUNT	56	Charleston So. (08/30/2025)
PUNTS INSIDE 20	1	Charleston So. (08/30/2025)
LONG PUNT RETURN	11	Charleston So. (08/30/2025)



OPPONENT GAME HIGHS

Opponent - Game Highs

RUSHES	27	Charleston So. (08/30/2025)
YARDS RUSHING	48	Charleston So. (08/30/2025)
YARDS PER RUSH	1.8	Charleston So. (08/30/2025)
TD RUSHES	0	Charleston So. (08/30/2025)
PASS ATTEMPTS	19	Charleston So. (08/30/2025)
PASS COMPLETIONS	10	Charleston So. (08/30/2025)
YARDS PASSING	87	Charleston So. (08/30/2025)
YARDS PER PASS	4.6	Charleston So. (08/30/2025)
TD PASSES	0	Charleston So. (08/30/2025)
TOTAL PLAYS	46	Charleston So. (08/30/2025)
TOTAL OFFENSE	135	Charleston So. (08/30/2025)
YARDS PER PLAY	2.9	Charleston So. (08/30/2025)
POINTS	3	Charleston So. (08/30/2025)
SACKS BY	1	Charleston So. (08/30/2025)
FIRST DOWNS	7	Charleston So. (08/30/2025)
PENALTIES	5	Charleston So. (08/30/2025)
PENALTY YARDS	54	Charleston So. (08/30/2025)
TURNOVERS	2	Charleston So. (08/30/2025)
PUNTS	7	Charleston So. (08/30/2025)
PUNTING AVG	39.0	Charleston So. (08/30/2025)
LONG PUNT	53	Charleston So. (08/30/2025)
PUNTS INSIDE 20	1	Charleston So. (08/30/2025)
LONG PUNT RETURN	0	Charleston So. (08/30/2025)



TEAM GAME LOWS

Vanderbilt - Game Lows

RUSHES	31	Charleston So. (08/30/2025)
YARDS RUSHING	201	Charleston So. (08/30/2025)
YARDS PER RUSH	6.5	Charleston So. (08/30/2025)
TD RUSHES	3	Charleston So. (08/30/2025)
PASS ATTEMPTS	28	Charleston So. (08/30/2025)
PASS COMPLETIONS	21	Charleston So. (08/30/2025)
YARDS PASSING	280	Charleston So. (08/30/2025)
YARDS PER PASS	10.0	Charleston So. (08/30/2025)
TD PASSES	3	Charleston So. (08/30/2025)
TOTAL PLAYS	59	Charleston So. (08/30/2025)
TOTAL OFFENSE	481	Charleston So. (08/30/2025)
YARDS PER PLAY	8.2	Charleston So. (08/30/2025)
POINTS	45	Charleston So. (08/30/2025)
SACKS BY	3	Charleston So. (08/30/2025)
FIRST DOWNS	25	Charleston So. (08/30/2025)
PENALTIES	7	Charleston So. (08/30/2025)
PENALTY YARDS	60	Charleston So. (08/30/2025)
INTERCEPTIONS BY	1	Charleston So. (08/30/2025)
PUNTS	2	Charleston So. (08/30/2025)
PUNTING AVG	51.0	Charleston So. (08/30/2025)
LONG PUNT	56	Charleston So. (08/30/2025)
PUNTS INSIDE 20	1	Charleston So. (08/30/2025)
LONG PUNT RETURN	11	Charleston So. (08/30/2025)



OPPONENTS GAME LOWS

Opponent - Game Lows

RUSHES	27	Charleston So. (08/30/2025)
YARDS RUSHING	48	Charleston So. (08/30/2025)
YARDS PER RUSH	1.8	Charleston So. (08/30/2025)
TD RUSHES	0	Charleston So. (08/30/2025)
PASS ATTEMPTS	19	Charleston So. (08/30/2025)
PASS COMPLETIONS	10	Charleston So. (08/30/2025)
YARDS PASSING	87	Charleston So. (08/30/2025)
YARDS PER PASS	4.6	Charleston So. (08/30/2025)
TD PASSES	0	Charleston So. (08/30/2025)
TOTAL PLAYS	46	Charleston So. (08/30/2025)
TOTAL OFFENSE	135	Charleston So. (08/30/2025)
YARDS PER PLAY	2.9	Charleston So. (08/30/2025)
POINTS	3	Charleston So. (08/30/2025)
SACKS BY	1	Charleston So. (08/30/2025)
FIRST DOWNS	7	Charleston So. (08/30/2025)
PENALTIES	5	Charleston So. (08/30/2025)
PENALTY YARDS	54	Charleston So. (08/30/2025)
INTERCEPTIONS BY	0	Charleston So. (08/30/2025)
PUNTS	7	Charleston So. (08/30/2025)
PUNTING AVG	39.0	Charleston So. (08/30/2025)
LONG PUNT	53	Charleston So. (08/30/2025)
PUNTS INSIDE 20	1	Charleston So. (08/30/2025)
LONG PUNT RETURN	0	Charleston So. (08/30/2025)



PASSING GAME-BY-GAME

#2 Diego Pavia	Comp	Att	Int	Pct	Yards	TD	Long	Sacked	Effic.
Charleston So.	20	25	0	80.0	275	3	41	1-3	212.0
Totals	20	25	0	80.0	275	3	41	1-3	212.0

#19 Blaze Berlowitz	Comp	Att	Int	Pct	Yards	TD	Long	Sacked	Effic.
Charleston So.	1	3	0	33.3	5	0	5	0-0	47.3
Totals	1	3	0	33.3	5	0	5	0-0	47.3



RUSHING AND RECEIVING GAME-BY-GAME

Rushing

Player	No-Yds/TD	ChaSou
Sedrick Alexander	12-83/0	12-83/0
Diego Pavia	8-44/0	8-44/0
Makhilyn Young	3-19/1	3-19/1
Blaze Berlowitz	2-13/0	2-13/0
AJ Newberry	2-2/1	2-2/1
Jamezell Lassiter	1-35/1	1-35/1
Tristen Brown	1-2/0	1-2/0
Gabe Fields	1-2/0	1-2/0
Tre Richardson	1-1/0	1-1/0

Receiving

Player	No-Yds/TD	ChaSou
Tre Richardson	5-74/0	5-74/0
Eli Stowers	4-86/0	4-86/0
Junior Sherrill	3-33/1	3-33/1
Kayleb Barnett	3-30/1	3-30/1
Martel Hight	2-17/0	2-17/0
Richie Hoskins	2-9/0	2-9/0
Sedrick Alexander	1-26/1	1-26/1
Brycen Coleman	1-5/0	1-5/0



TACKLES GAME-BY-GAME

Total Tackles

Player	S-A	Total	ChaSou
Bryce Cowan	3-2	5	3-2
Martel Hight	3-1	4	3-1
Jamison Curtis	2-2	4	2-2
Carson Lawrence	3-0	3	3-0
Miles Capers	2-1	3	2-1
Keanu Koht	1-2	3	1-2
Bryan Longwell	2-0	2	2-0
Glenn Seabrooks III	2-0	2	2-0
Marlon Jones Jr.	1-1	2	1-1
Langston Patterson	1-1	2	1-1
Prince Kollie	1-1	2	1-1
Austin Howard	1-1	2	1-1
Hayden Bray	1-1	2	1-1
Zaylin Wood	1-0	1	1-0
Mark Davis	1-0	1	1-0
Cayden Daniels	1-0	1	1-0
Aaron Bryant	1-0	1	1-0
Dontae Carter	0-1	1	0-1
Randon Fontenette	0-1	1	0-1
Mason Carter	0-1	1	0-1
Mason Nelson	0-1	1	0-1
Jaylon Stone	0-1	1	0-1
Bradley Mann	0-1	1	0-1
Linus Zunk	0-1	1	0-1



TACKLES FOR LOSS GAME-BY-GAME

Player	UA-A	Total	ChaSou
Miles Capers	2-1	2.5	2.5-15
Bryan Longwell	1-0	1.0	1.0-2
Zaylin Wood	1-0	1.0	1.0-7
Aaron Bryant	1-0	1.0	1.0-1
Hayden Bray	1-0	1.0	1.0-6
Martel Hight	0-1	0.5	0.5-1



FUMBLES GAME-BY-GAME

Fumbles

Player	No-Lost	ChaSou
Sedrick Alexander	1-0	1-0

Fumbles Forced

Player	Number	ChaSou
Miles Capers	1	1

Fumbles Recovered

Player	Number	ChaSou
Khordae Sydnor	1	1

RETURNS GAME-BY-GAME

Player	UA-A	Total	ChaSou
Zaylin Wood	1-0	1	1-7
Miles Capers	1-0	1	1-9
Hayden Bray	1-0	1	1-6



PARTICIPATION

##	Player	GP-GS	ChaSou
0	Marlon Jones Jr.	1/0	XXX
0	Junior Sherrill	1/1	START
1	Trent Hudson	1/0	XXX
1	Dontae Carter	1/0	XXX
2	Diego Pavia	1/1	START
2	Randon Fontenette	1/1	START
3	Kolbey Taylor	1/1	START
3	Tristen Brown	1/0	XXX
4	Martel Hight	1/1	START
5	Richie Hoskins	1/1	START
5	Yilanan Ouattara	0/0	...
6	Jordan Matthews	1/0	XXX
6	Tre Richardson	1/1	START
7	Marlen Sewell	1/1	START
7	Drew Dickey	0/0	...
8	CJ Heard	1/1	START
9	Eli Stowers	1/0	XXX
9	Keanu Koht	1/0	XXX
10	Langston Patterson	1/1	START
10	Whit Muschamp	0/0	...
11	Bryan Longwell	1/1	START
11	Jack Elliott	0/0	...
13	Chase Gillespie	0/0	...
14	Jailen Ruth	1/0	XXX
14	Jérémy St-Hilaire	0/0	...
15	Zaylin Wood	1/1	START
15	Joseph McVay	0/0	...
16	Cole Spence	1/1	START
17	Mark Davis	1/0	XXX
17	Chance Fitzgerald	0/0	...
18	Jalen Gilbert	1/0	XXX
18	Boski Barrett	1/0	XXX
19	Blaze Berlowitz	1/0	XXX
20	Prince Kollie	1/0	XXX
21	Davin Chandler	0/0	...
22	Bryce Cowan	1/0	XXX
22	Makhilyn Young	1/0	XXX
23	AJ Newberry	1/0	XXX
23	Carson Lawrence	1/0	XXX
24	Nick Rinaldi	1/0	XXX
26	Cayden Daniels	1/0	XXX
27	Jaylin Lackey	1/0	XXX
28	Sedrick Alexander	1/1	START
28	Thomas Jones	0/0	...
29	Miles Capers	1/1	START
30	Trudell Berry	0/0	...
31	Tate Hamby	1/0	XXX
32	Mason Carter	1/0	XXX
33	Gabe Fields	1/0	XXX
33	Vanzale Hinton	1/0	XXX
34	Austin Howard	1/0	XXX
35	Payne Daniel	0/0	...
35	Ryder Brownstein	0/0	...
36	Josiah Broxton	0/0	...
37	Jack Wanzung	0/0	...
38	Nick Haberer	1/0	XXX
38	Wils Jackson	0/0	...
39	Brail Lipford	1/0	XXX
40	Mason Rohmiller	1/0	XXX
40	Jamison Curtis	1/0	XXX



PARTICIPATION

##	Player	GP-GS	ChaSou
41	Jamezell Lassiter	1/0	XXX
41	Stone Owens	0/0	...
42	Jake Balis	0/0	...
43	Dominic Rezac	0/0	...
44	Gabe Fisher	1/0	XXX
45	Emmanuel Adebi	1/0	XXX
45	Ty Bartholomew	0/0	...
46	Durham Harris	1/0	XXX
46	Mustafa Dannett	0/0	...
47	Justin Dewers	1/0	XXX
48	Larry Benton III	1/0	XXX
49	Simeon Boulware	0/0	...
49	Elijah Rooney	0/0	...
50	Chase Mitchell	1/1	START
51	Clinton Azubuike	0/0	...
52	Kevo Wesley	0/0	...
53	Jordan White	1/1	START
53	Glenn Seabrooks III	1/1	START
54	Mason Nelson	1/0	XXX
55	Bryce Henderson	1/1	START
55	Aaron Bryant	1/0	XXX
56	Gunner Givens	1/0	XXX
57	Max Fisher	0/0	...
58	Orion Irving	1/0	XXX
62	CJ Williams	0/0	...
69	Cooper Starks	1/0	XXX
70	Cade McConnell	1/1	START
71	Ted Gregoire	0/0	...
72	Isaia Glass	1/1	START
73	Charlie Clark	1/0	XXX
75	Misael Sandoval	1/0	XXX
77	David Siegel	0/0	...
78	Keegan Wechsler	0/0	...
79	Sterling Porcher	1/0	XXX
79	Conor Weasler	0/0	...
80	Claiborne Richards	0/0	...
81	Kayleb Barnett	1/0	XXX
82	Brycen Coleman	1/0	XXX
83	Derek Kee	0/0	...
85	Lebron Hill	0/0	...
86	Witt Edwards	0/0	...
87	Ty Burd	0/0	...
88	Brock Taylor	1/0	XXX
89	Cameran Dickson	0/0	...
90	Jake Stanish	0/0	...
92	Jaylon Stone	1/0	XXX
93	Nikhil Jefferson	0/0	...
94	Bradley Mann	1/0	XXX
95	Linus Zunk	1/0	XXX
96	Khordae Sydnor	1/1	START
97	Hayden Bray	1/0	XXX
98	Terry Nwabuisi-Ezeala	0/0	...
99	Joshua Singh	0/0	...



THE LAST TIME
VANDERBILT

Accounted for three or more TDs
Accounted for four or more TDs
Accounted for five or more TDs
Three passing touchdowns
Four or more passing touchdowns
Five or more passing touchdowns
200 or more passing yards
300 or more passing yards
400 or more passing yards
Completion of 50 yards or more
Completion of 70 yards or more
100 or more rushing yards
200 or more rushing yards
300 or more rushing yards
Rush of 70 yards or more
Three or more rushing touchdowns
100 or more receiving yards
200 or more receiving yards
Two touchdown receptions
Three or more touchdown receptions
Kickoff return for touchdown
Punt return for touchdown
Interception return for touchdown
Fumble return for touchdown
Three or more field goals made
50-yard field goal made
Punt of at least 60 yards
Punt of at least 70 yards
10 or more tackles
Three or more tackles for loss
Forced multiple fumbles
Two or more sacks
Three or more sacks
Two or more interceptions
Blocked punt
Blocked two punts
Blocked punt returned for touchdown
Blocked punt for safety
Blocked field goal
Blocked PAT
Safety
30 or more first downs
400 or more yards of total offense
500 or more yards of total offense
300 or more passing yards
400 or more passing yards
200 or more rushing yards
300 or more rushing yards
400 or more rushing yards
40 points or more
Held opponent under 100 total yards
Held opponent under 200 total yards
Held opponent under 250 total yards
Held opponent under 100 rushing yards
Held opponent under 100 passing yards
Shut out opponent

Diego Pavia vs. Charleston Southern (3 • 8.30.25)
Diego Pavia vs. Georgia Tech (5 • 12.27.24)
Diego Pavia vs. Georgia Tech (5 • 12.27.24)
Diego Pavia vs. Charleston Southern (3 • 8.30.25)
AJ Swann at Northern Illinois (4 • 9.17.22)
Johnny McCrary vs. Old Dominion (5 • 11.1.14)
Diego Pavia vs. Charleston Southern (275 • 8.30.25)
AJ Swann at Wake Forest (314 • 9.9.23)
Kyle Shurmur vs. Tennessee (416 • 11.26.16)
Diego Pavia to Quincy Skinner Jr. at LSU (63 • 11.23.24)
Ken Seals to Will Sheppard at Florida (85 • 10.7.23)
Diego Pavia vs. Virginia Tech (104 • 8.31.24)
Ke'Shawn Vaughn vs. Baylor (243 • 12.27.18)
Frank Mordica vs. Air Force (321 • 11.18.78)
Mike Wright at Hawai'i (87 • 8.27.22)
Ke'Shawn Vaughn at Arkansas (3 • 10.27.18)
Eli Stowers vs. Ball State (130 • 10.19.24)
Trent Sherfield vs. Austin Peay (240 • 9.1.15)
Will Sheppard at Wake Forest (2 • 9.9.23)
Earl Bennett vs. Richmond (3 • 9.1.07)
Junior Sherrill vs. Tennessee (100 • 11.30.24)
Martel Hight vs. Alcorn State (57 • 9.7.24)
Randon Fontenette vs. Alabama (29 • 10.5.24)
Wesley Schelling vs. Florida (0 yards • 11.19.22)
Brock Taylor vs. Ball State (3 • 10.19.24)
Brock Taylor vs. Texas (54 • 10.26.24)
Jesse Mirco vs. Georgia Tech (69 • 12.27.24)
Matthew Hayball vs. Hawai'i (71 • 8.26.23)
Nick Rinaldi vs. Georgia Tech (10 • 12.27.24)
Langston Patterson at Ole Miss (3 • 10.28.23)
LaDarius Wiley at Missouri (2 • 11.10.18)
Nick Rinaldi vs. Georgia Tech (2 • 12.27.24)
Charles Wright at Middle Tennessee (3.0 • 9.2.17)
De'Rickey Wright vs. Hawai'i (2 • 8.26.23)
Langston Patterson vs. Alabama A&M (9.2.23)
Bryan Longwell & Langston Patterson vs. Alabama A&M (9.2.23)
Stephen Weatherly vs. UMass (11 • 9.13.14)
Bryan Longwell vs. Alabama A&M (9.02.23)
Nate Clifton at Kentucky (11.12.22)
Nifae Lealao at Middle Tennessee (9.2.17)
Bryan Longwell • Blocked Punt vs. Alabama A&M (9.2.23)
at Mississippi State (30 • 11.7.20)
vs. Charleston Southern (481 • 8.30.25)
at Hawai'i (601 • 8.27.22)
at UNLV (337 • 9.16.23)
at Purdue (420 • 9.7.19)
vs. Charleston Southern (201 • 8.30.25)
at Hawai'i (404 • 8.27.22)
at Hawai'i (404 • 8.27.22)
vs. Charleston Southern (45 • 8.30.25)
vs. Alcorn State (71 • 9.7.24)
vs. Charleston Southern (135 • 8.30.25)
vs. Charleston Southern (135 • 8.30.25)
vs. Charleston Southern (47 • 8.30.25)
vs. Charleston Southern (88 • 8.30.25)
vs. Alcorn State (9.7.24)

OPPONENTS

Accounted for three or more TDs
Accounted for four or more TDs
Three passing touchdowns
Four or more passing touchdowns
200 or more passing yards
300 or more passing yards
400 or more passing yards
Completion of 50 yards or more
Completion of 70 yards or more
100 or more rushing yards
200 or more rushing yards
Three or more rushing touchdowns
Rush of 70 yards or more
100 or more receiving yards
200 or more receiving yards
Two touchdown receptions
Three or more touchdown receptions
Kickoff return for touchdown
Punt return for touchdown
Interception return for touchdown
Fumble return for touchdown
Three or more field goals made
50-yard field goal made
Punt of at least 70 yards
10 or more tackles
Three or more tackles for loss
Two or more sacks
Two or more interceptions
Blocked punt
Blocked punt returned for touchdown
Blocked field goal
Blocked PAT
Safety
30 or more first downs
500 or more yards of total offense
300 or more passing yards
400 or more passing yards
200 or more rushing yards
300 or more rushing yards
400 or more rushing yards
40 points or more
Held Vanderbilt under 200 total yards
Held Vanderbilt under 100 rushing yards
Held Vanderbilt under 100 passing yards
Shut out Vanderbilt

Haynes King • Georgia Tech (3 • 12.27.24)
Nico lamaleava • Tennessee (4 • 11.30.24)
Haynes King • Georgia Tech (3 • 12.27.24)
Nico lamaleava • Tennessee (4 • 11.30.24)
Haynes King • Georgia Tech (204 • 12.27.24)
Garrett Nussmeier • LSU (332 • 11.23.24)
Anthony Richardson • Florida (400 • 11.19.22)
Nico lamaleava to Dont'e Thornton Jr. • Tennessee (86 • 11.30.24)
Nico lamaleava to Dont'e Thornton Jr. • Tennessee (86 • 11.30.24)
Jamal Haynes • Georgia Tech (136 • 12.27.24)
Tyler Badie • Missouri (254 • 10.30.21)
Larry Rountree • Missouri (3 • 11.28.20)
Mario Anderson • South Carolina (72 • 11.11.23)
Dont'e Thornton Jr. • Tennessee (118 • 11.30.24)
Jonathan Mingo • Ole Miss (247 • 10.8.20)
Dont'e Thornton Jr. • Tennessee (2 • 11.30.24)
Elijah Moore • Ole Miss (3 • 9.21.19)
Nyheim Hines • NC State (100 • 12.26.16)
Dee Williams • Tennessee (73 • 11.26.22)
Maxwell Hariston • Kentucky 2x (29 • 54 • 9.23.23)
Jerrae Williams • UNLV (41 • 9.16.23)
Blake Craig • Missouri (3 • 9.21.24)
Max Gilbert • Tennessee (50 • 11.30.24)
Kai Kroeger • South Carolina (70 • 10.16.21)
Joey Stemier • Ball State (11 • 10.19.24)
Quandarrius Robinson • Alabama (3 • 10.5.24)
Kevin Swint • Georgia State (2 • 9.14.24)
Trey Washington • Ole Miss (2 • 10.28.23)
Keenan Nelson Jr. • South Carolina (11.11.23)
Keenan Nelson Jr. • South Carolina (18 • 11.11.23)
Sharrif Floyd • Florida (11.5.11)
D.J. Wonnum • South Carolina (10.28.17)
Tyre West • Tennessee (11.30.24)
Tennessee (31 • 11.25.23)
Tennessee (538 • 11.30.24)
LSU (332 • 11.23.24)
Tennessee (449 • 11.26.22)
Tennessee (281 • 11.30.24)
Tennessee (362 • 11.26.22)
Kentucky (401 • 11.16.19)
Tennessee (48 • 11.25.23)
Georgia (150 • 10.15.22)
Auburn (84 • 11.2.24)
Ole Miss (60 • 10.28.23)
Tennessee (11.26.22)

