



VANDERBILT

FOOTBALL

2025

VANDERBILT COMMODORES

0-0 (0-0 SEC)

Head Coach: Clark Lea (Vanderbilt, '04)
Record at Vanderbilt: 16-33 | 5th season
Career Record: 16-33 | 5th season

VS

CHARLESTON SOUTHERN BUCCANEERS

0-0 (0-0 Big South)

Head Coach: Gabe Giardina
Record at Charleston Southern: 5-18 | 3rd season
Career Record: 42-35 | 8th season



VANDERBILT
SPORTS NETWORK

Play-by-Play | Kevin Fitzgerald
Analyst | Charles Arbuckle

Play-by-Play | Andrew Allegretta
Analyst | Norman Jordan
Sideline | Kevin Ingram



GAME 1 • SATURDAY, AUGUST 30 • 6 PM

NASHVILLE, TENN. • FIRSTBANK STADIUM (35,000)

STORYLINES

OPENING ON A ROLL

- Vanderbilt kicks off its 136th season of football on Saturday, hosting Charleston Southern at FirstBank Stadium.
- The Commodores have won three-straight season openers, matching the longest string of season-opening wins since capturing six in a row from 1970-75. Vandy's longest streak of opening victories is 35 from 1904-38.
- The Dores are 83-48-4 all-time in lid lifters.

HOME NEVER LOOKED SO GOOD

- Saturday marks another new milestone at FirstBank Stadium as the south end zone facility makes its debut.
- The state-of-the-art facility features living room boxes, loge boxes, club seating, field-level seating, founders' suites, club suites and open-air tailgate suites.
- The south end zone building also houses a new football game day locker room, and will also feature a student-athlete training table and dining facility for all varsity teams.

THE BECKONING

- Vanderbilt's offense has been transformed under second-year offensive coordinator Tim Beck's watch.
- Vandy's ESPN FPI offensive efficiency (67.5) ranked 28th in FBS in 2024. It was Vanderbilt's best finish in offensive efficiency since 2005 when the Dores ended up 25th in the metric's first year. Prior to Beck's arrival, Vanderbilt's best finish during Clark Lea's tenure was 76th in 2022.
- The Commodores were the best in the nation at protecting the football, finishing with an FBS-low seven turnovers on the season.
- Vanderbilt also led the SEC and finished third in FBS in red zone offense, getting points on 93.3% of its red zone trips (42-for-45).
- Beck was named a semifinalist for the Broyles Award as the nation's top assistant coach.

NEW SEASON, NEW HIGHT

- No need to blink, that is junior Martel Hight split out at wide receiver this season. The veteran corner will play both ways for the first time in his collegiate career.
- Hight finished the 2024 campaign tied for the team lead with two interceptions, tied for second with four pass breakups and added 33 tackles.
- Hight's explosiveness with the ball in his hands was also on display as he averaged 14.7 yards on 18 punt returns and made a 57-yard house call against Alcorn State.

CAPTAINING THE SHIP

- Vanderbilt named eight veterans as team captains for the 2025 season. Commodore captains are voted on and selected by the team.
- Richie Hoskins, Langston Patterson, Diego Pavia and Marlen Sewell were all selected as captains for a second-straight season. Randon Fontenette, Yilanan Ouattara, Eli Stowers and Khordae Sydnor join the leadership group for their first season as captains.

PRESEASON ACCOLADES

- Eli Stowers has dotted preseason All-America lists this season, garnering first team picks by the Walter Camp Football Foundation, ESPN, Sports Illustrated, Associated Press, The Athletic, The Sporting News, Athlon and Phil Steele.
- Stowers is also one of two Commodores who picked up All-SEC recognition from league coaches in advance of the 2025 season, being tabbed preseason first-team All-SEC while Martel Hight landed a spot on the third team.
- Stowers' first team prognostication is the first for the Dores since the 2013 season when Jordan Matthews, Andre Hal and Casey Spear all earned preseason honors.

WATCH(LIST) ME

- Six different Commodores have picked up preseason watch list recognition, led by Diego Pavia and Eli Stowers on five watch lists.

DORES ON WATCH LISTS

| | |
|-------------------|---|
| Eli Stowers | Walter Camp, Biletnikoff, John Mackey, Lombardi, Earl Campbell Tyler Rose |
| Diego Pavia | Manning, Maxwell, Davey O'Brien, Johnny Unitas, Walter Camp |
| Sedrick Alexander | Doak Walker, Earl Campbell Tyler Rose |
| Martel Hight | Paul Hornung |
| Bryan Longwell | Bednarik |
| Jordan White | Dave Rimington |

2025 SCHEDULE

| | | SECN+ | 6 PM |
|----------|---------------------|-----------|-----------|
| Aug. 30 | Charleston Southern | ACCN | 6:30 PM |
| Sept. 6 | at Virginia Tech | ESPN/SECN | Night |
| Sept. 13 | at South Carolina* | ESPN2/U | 6:30 PM |
| Sept. 20 | Georgia State | SECN | 11:45 AM |
| Sept. 27 | Utah State | TBD | Flex |
| Oct. 4 | at 8/8 Alabama* | TBD | Early |
| Oct. 18 | 9/9 LSU* | TBD | Flex |
| Oct. 25 | Missouri* | ABC/ESPN | 11 AM |
| Nov. 1 | at 1/1 Texas* | TBD | Afternoon |
| Nov. 8 | Auburn* | TBD | Afternoon |
| Nov. 22 | Kentucky* | TBD | Afternoon |
| Nov. 29 | at 24/18 Tennessee* | TBD | Afternoon |

*SEC game • All times Central • Home games in bold

Rankings: AP/Coaches on date of game (or current ranking for future opponents)

Early: 11 a.m.-noon • Afternoon: 2:30-3:30 p.m. • Night 5-7 p.m. • Flex: 2:30-7 p.m.

TABLE OF CONTENTS

| | |
|-------|--|
| 1-4 | Game Notes |
| 4 | Series History |
| 5 | Vanderbilt, Nashville & VUFB By The Numbers |
| | Dores in the NFL |
| 6 | Quick Facts |
| 7 | Weekly Media Schedule, Honors & Awards |
| 8-9 | Roster (Numerical & Alphabetical) |
| 10-19 | Commodore Capsules |
| 20-24 | 2024 Game Recaps |
| 25 | Record When, Player Starts |
| 26 | Dore Details, Starting Lineups, Game Leaders |
| 27 | Turnovers, Third Downs, Drive Charts |
| 28-29 | Big Plays |
| 30 | Scoring Drives |
| 31-32 | Records |
| 33-55 | Stats |
| 56 | The Last Time |

FOOTBALL COMMUNICATIONS

ASSISTANT AD • Communications
TBD

ASSOCIATE AD • Communications
Brian Fremund • Secondary Contact
brian.fremund@vanderbilt.edu • 251-623-3191

ASSISTANT DIRECTOR • Communications
Laura Topp • Tertiary Contact
laura.topp@vanderbilt.edu • 414-708-0062

CREDENTIALS
sportssystem.com/vanderbilt

MEDIA HUB
VUCommodores.com/pressbox



GAME NOTES

BIRMINGHAM BOWL CHAMPIONS

- For just the fifth time in school history, Vanderbilt football ended its season with a bowl victory as the Commodores defeated Georgia Tech in the Birmingham Bowl to conclude a historic 2024 campaign.
- Vandy beat the Yellow Jackets, 35-27, in Birmingham to clinch its first bowl victory and first winning season since 2013. The win improved the program's all-time postseason record to 5-4-1.
- Diego Pavia was named the game's MVP after he contributed to five touchdowns, a Vanderbilt bowl record. Pavia threw for three scores and rushed for a pair, amassing 245 total yards (160 passing, 85 rushing).
- The Dores were 5-for-5 in the red zone and forced a pair of turnovers in the victory. CJ Taylor intercepted a pass, Aeneas DiCosmo recovered a fumble and Nick Rinaldi made 10 tackles with two sacks. Rinaldi earned a spot on the Associated Press All-Bowl team for his efforts.
- The Birmingham Bowl was a renewal of a rivalry with Georgia Tech which dates back to the founding of the SEC. It was Vandy's first win over the Yellow Jackets since 1941 and returned the Golden Cowbell rivalry trophy to Nashville.

POSTSEASON SEC ACCOLADES

- Vanderbilt football's historic season resulted in the Commodores collecting SEC Coach of the Year (Clark Lea) and SEC Newcomer of the Year (Diego Pavia).
- It was the first time since Warren Norman was selected SEC Freshman of the Year in 2009 that Vanderbilt has collected an SEC individual postseason award from the league's coaches.
- Lea was the first SEC Coach of the Year on West End since Bobby Johnson, Lea's own coach as a player at Vandy, in 2008. Johnson led the Commodores to a 7-6 mark and Music City Bowl win, Vandy's first bowl victory at the time since 1955. He shared the award with Alabama's Nick Saban and Houston Nutt from Ole Miss, meaning the last time a Vanderbilt coach won the award outright was in 1982 when George Macintyre led Vandy to an 8-4 mark and berth in the Hall of Fame Bowl.
- Vanderbilt won six of its first nine games for the first time since 1982, won at Auburn's Jordan-Hare Stadium for the first time ever, defeated Alabama and Auburn in the same season for the first time since 1955, was ranked in the Associated Press poll for the first time since the conclusion of the 2013 season, played a game as a ranked team for the first time since the 2012 Music City Bowl and played a regular season game while ranked for the first time since 2008.
- Pavia collected the SEC's first-ever Newcomer of the Year award. Separate from the Freshman of the Year, Newcomer of the Year recognizes the top transfer student-athlete who has not previously competed in the SEC and is not a freshman in eligibility status.
- Named a semifinalist for the Maxwell Award and Davey O'Brien Award, Pavia threw the fewest interceptions by a Vanderbilt quarterback since at least 1996 (minimum 200 attempts) and had the second-fewest interceptions among SEC quarterbacks last season with at least 250 attempts.
- In addition to the pair of individual awards, four Dores earned All-SEC honors. Eli Stowers was named the first-team tight end, Jesse Mirco (punter) and Martel Hight (return specialist) were chosen for the second team and Brock Taylor was named the third-team kicker.

DOMINANT DIEGO

- Diego Pavia's 20 passing touchdowns ranked sixth in the SEC. The 20 touchdowns were fifth-most by a Commodore in a season.
- On the ground, Pavia ran for a Vanderbilt QB record 801 yards. That total was the highest by a Power 4 quarterback last season and seventh-most among non-service academy quarterbacks in all of FBS.
- For his career, Pavia capped 2024 second among active FBS quarterbacks with 2,232 rushing yards, trailing only Army's Bryson Daily. In addition, his 6,716 career passing yards ranks 12th among active quarterbacks heading into 2025.
- He was named one of 16 semifinalists for the 88th Maxwell Award, as well as one of 16 semifinalists for the Davey O'Brien Award.
- His performance in the win over top-ranked Alabama on Oct. 5 landed him SEC Offensive Player of the Week. He was also named the Davey O'Brien National Quarterback of the Week and the Maxwell Award Player of the Week.
- He became the 13th quarterback since 2004 to defeat Alabama and Auburn in the same season and just the fourth do to so without playing in the SEC West (Stetson Bennett, Deshaun Watson, Matthew Stafford). He is the seventh quarterback in that same time frame to have at least three career wins over the Tigers and Tide, joining Jayden Daniels, Bennett, Joe Burrow, Jarrett Lee, Jordan Jefferson, Stafford and JaMarcus Russell.
- Pavia piloted a deadly efficient offense in 2023 while leading New Mexico State to 10 wins. He ranked among the top 35 in FBS in passing touchdowns, points, passing yards per attempt and passing efficiency that season. In addition, Pavia ranked fifth among FBS quarterbacks in Pro Football Focus' Elusive Rating.

FEWEST INTERCEPTIONS

- Diego Pavia's four interceptions thrown last season were the fewest by a Vanderbilt quarterback in a season with at least 200 attempts since 1996.
- He bettered the mark of five previously held by Jay Cutler (2004), Riley Neal (2019), Jordan Rodgers (2012) and Larry Smith (2010).
- With 298 attempts, Pavia hit the mark with more passing attempts than three of the four who previously held the record (Rodgers had 319 attempts).
- As a team, Vandy's four interceptions last season were the fewest on record (1946). The previous low total for interceptions thrown was five in 2004 and 2012. It was just the 13th time since 1946 that Vanderbilt has thrown fewer than 10 interceptions in a season.

SPECIAL PLAYS, SPECIAL PLAYERS

- The Commodores claimed three All-SEC awards on special teams in 2024. Jesse Mirco (punter) and Martel Hight (return specialist) were chosen to the second team and Brock Taylor was named the third-team kicker.
- Vanderbilt's special teams efficiency of 69.7 according to ESPN's FPI ranked fifth among FBS programs and led all SEC teams.
- Vandy was third in the SEC and 11th in FBS with 14.72 yards per punt return. Hight led SEC players and was third nationally in punt return average and returned a punt 57 yards for a score against Alcorn State.
- Mirco averaged 48.04 yards per punt on the season, best in the SEC and second in FBS. His average was 0.2 yards per punt better than Ray Guy Award winner Eddie Czaplicki (USC), who did not meet the NCAA statistical minimum for the season.
- Mirco was named SEC Special Teams Player of the Week (Nov. 4) after averaging 52.9 yards on a career-high eight punts at Auburn.
- Taylor drilled a program-record 57-yard field goal at Missouri on Sept. 21. Taylor had five makes of 50 or more yards last season, giving him the career record for 50-plus-yard field goals.
- The Knoxville, Tennessee, native also finished the season with 93 points, second-most in school history. It trailed only kicker Carey Spear's 99-point season in 2013, which included a touchdown.
- Taylor was named SEC Special Teams Player of the Week twice. His 18 field goals were second-most by a Commodore in a season. Taylor made his last 11 field goal attempts of the season.
- In the regular-season finale vs. Tennessee, Junior Sherrill took the opening kickoff back 100 yards for a touchdown, which marked Vandy's first kickoff return for a touchdown since Aug. 26, 2023 vs. Hawai'i.
- The 100-yard return was the longest by a Commodore since Sept. 20, 2014 vs. South Carolina. It was the first kickoff return for a score that Tennessee had given up since the 2021 season when Missouri accomplished the feat.
- Vanderbilt was one of six Power 4 programs with both a punt return and kickoff return for a touchdown in 2024 (BYU, Iowa, North Carolina, Oregon and Wake Forest).
- In addition, it was the first time since 1971 the Commodores scored on a punt return and kickoff return in the same season and just the fourth time on record Vandy scored in both varieties.

| Season | Return | Yards | Player • Date vs. Opponent |
|--------|---------|-------|--|
| 2024 | Kickoff | 100 | Junior Sherrill • Nov. 30 vs. Tennessee |
| | Punt | 57 | Martel Hight • Sept. 7 vs. Alcorn State |
| 1971 | Kickoff | 94 | Doug Nettles • Oct. 2 at Virginia |
| | Punt | 57 | Walter Overton • Sept. 25 at Mississippi State |
| 1955 | Punt | 62 | Charley Horton • Nov. 5 vs. Kentucky |
| | Kickoff | 94 | Jack Hudson • Oct. 29 vs. Virginia |
| 1949 | Punt | 60 | Lee Nalley • Oct. 29 vs. Auburn |
| | Kickoff | 96 | Lee Nalley • Oct. 15 at Florida |

BEAR-LEA SCRATCHING THE SURFACE

- Head coach Clark Lea was named the SEC Coach of the Year after leading Vanderbilt to its first postseason appearance since 2018. He's the first Commodore coach to win the award since Bobby Johnson in 2008. Johnson was Lea's coach during his playing career at Vandy.
- Lea was also named AFCA Region 2 Coach of the Year and was a finalist for the National Coach of the Year.
- He also found himself on the Paul "Bear" Bryant Coach of the Year watch list after Vanderbilt's historical first half of the season.
- Many of the positive developments in the fall came after Lea retooled the coaching staff following the 2023 season. In addition to taking over defensive coordinator duties, Lea hired a new offensive coordinator (Tim Beck), director of sports performance (Robert Stiner) and chief consultant (Jerry Kill).
- With 11 new hires on the football coaching staff and over 50 new student-athletes on the roster, Lea's Commodores made history last fall.
- With victories in six of its first nine games, Vanderbilt recorded its best start since 1982, went to its first bowl game since 2018 and had its first winning season and bowl victory since 2013.
- In addition, the Commodores produced their best scoring margin since 2013 and had a positive scoring margin for just the sixth time since 1975. The 27.3 points per game were the most since 2018 and the 23.4 points allowed per game were fewest since 2015.

POSITIVE SCORING MARGIN SEASONS SINCE 1975

| Season | PPG | PPG Allowed | Margin |
|--------|------|-------------|--------|
| 2024 | 27.3 | 23.4 | 3.9 |
| 2018 | 28.5 | 26.6 | 1.9 |
| 2013 | 30.1 | 24.6 | 5.5 |
| 2012 | 30.0 | 18.7 | 11.3 |
| 2011 | 26.7 | 21.6 | 5.1 |
| 1982 | 24.4 | 20.2 | 4.2 |

BOWLING ON THE PLAINS

- Vanderbilt defeated Auburn 17-7 on Nov. 2 to collect its first win at Jordan-Hare Stadium in its 10th visit all-time.
- With their sixth win, the Commodores became bowl eligible for the first time since 2018.
- The Commodores defeated both Alabama and Auburn in the same season for the first time since 1955.
- The Dores held the Tigers to seven points, fewest versus a Power 4 opponent since Kansas State in 2017 and fewest against an SEC opponent since Missouri in 2015.
- Jesse Mirco finished the game with eight punts for 423 yards. His average of 52.9 yards per punt was second-best by a Vandy punter (minimum five attempts) in a single game. Mirco was named SEC Special Teams Player of the Week.
- Diego Pavia became the 13th starting quarterback since 2004 to defeat both Alabama and Auburn in the same season.



GAME NOTES

BROCKET LAUNCHER

- Brock Taylor made his 17th field goal at LSU, a 47-yarder, to move into second on Vanderbilt's season field goal record list. He increased his season total to 18 field goals with a make vs. Tennessee in the regular-season finale and finished two shy of matching the program record of 20 set by Carey Spear in 2012.
- Taylor made his last 11 field goal attempts of the season over the final eight games (he did not attempt a field goal in the Birmingham Bowl).
- He connected on a program-record 57-yard field goal at Missouri on Sept. 21. Taylor had five makes of 50 or more yards last season, making him the first player in school history with at least five 50-yard-plus field goals.
- Taylor was chosen SEC Special Teams Player of the Week twice this season and was named a semifinalist for the Lou Groza Collegiate Place-Kicker Award on Nov. 19.

RELIABLE

- Eli Stowers' 638 receiving yards last season were the second-most by a Vanderbilt tight end since 1996. He trailed only the 774 accumulated by Jared Pinkney in 2018. Pinkney, Stowers and Steven Scheu (2014) are the only Vanderbilt tight ends since 1996 to eclipse 500 receiving yards in a season.
- In addition, Stowers is the only Vanderbilt tight end since 1996 to complete a pass in a game after he hit fellow tight end Cole Spence for a 17-yard touchdown in the win over Alcorn State.
- No SEC tight end had more than Stowers' 49.1 receiving yards per game, as he finished the year tied in the category with Texas' Gunnar Helm.
- Stowers became the first Vandy tight end since at least 1996 to have multiple games with 100-plus receiving yards in a season. He had three such games last season after totaling 110 receiving yards vs. Georgia State and 130 vs. Ball State in addition to the Alabama game.
- Stowers became just the sixth tight end since 1996 to register 100-plus receiving yards in a game vs. Alabama:

| Player | Date | Game | Rec. Yards |
|-------------------|----------|-----------------------------|------------|
| Eli Stowers | 10.5.24 | Vanderbilt vs. #1 Alabama | 113 |
| Ja'Tavion Sanders | 9.9.23 | #11 Texas at #3 Alabama | 114 |
| Brock Bowers | 12.4.21 | #1 Georgia vs. #4 Alabama | 139 |
| Kyle Pitts | 12.19.20 | #11 Florida vs. #1 Alabama | 129 |
| Kenny Yeboah | 10.10.20 | Ole Miss vs. #2 Alabama | 181 |
| Evan Engram | 9.17.16 | #19 Ole Miss vs. #1 Alabama | 138 |

- Stowers was a semifinalist for the John Mackey Award and selected All-SEC by the league's coaches. He was Vanderbilt's first offensive player to earn first-team All-SEC honors since 2013.

NEW HIGHTS

- Cornerback Martel Hight led the SEC and ranked third in FBS with a 14.72 punt return average. He also tied for the team lead with a pair of interceptions.
- In the win over Alcorn State, Hight became the first Dore with 100-plus punt return yards since Jonathan Krause on Nov. 24, 2012 at Wake Forest (110 yards). Hight's punt return for a touchdown in the game was the first since Krause's at Wake Forest in 2012.
- He became the first Commodore to have 100-plus punt return yards in a season since the 2019 campaign, reaching the mark in just two games.
- When Hight registered a 37-yard interception return for a touchdown against UNLV in 2023, he became the first Vanderbilt freshman in school history to return an interception for a touchdown and the first Dore of any age to do so since 2019.

JUNIOR AS A SOPHOMORE

- Hight's classmate Junior Sherrill continued to build on his contributions from his freshman campaign. Sherrill finished his rookie year with 20 receptions for 293 yards and two touchdowns while playing in all 12 contests. He surpassed all three totals in 10 games last season.
- The Nashvillian has made at least one catch in 24 straight games and had multiple receptions in eight consecutive contests to end the 2024 regular season. He had one reception for 10 yards in the Birmingham Bowl.
- Sherrill received the opening kickoff vs. Tennessee and returned it 100 yards to the house for Vandy's longest kickoff return for a touchdown since 2014.
- He had a personal-best five catches for 62 yards and a receiving touchdown vs. No. 5/6 Texas on Oct. 26.
- Sherrill was rated the No. 8 freshman wide receiver in the nation by Pro Football Focus in 2023.

SEDRIK THE ENTERTAINER

- Running back Sedrick Alexander tallied a career-high 21 carries in the win over top-ranked Alabama on Oct. 5, matching his career-best with two rushing touchdowns, and was included on the Earl Campbell Tyler Rose Award Honorable Mention List for the week.
- Alexander found the end zone in each of the first three games last season. He also scored in three games in 2023.
- He finished his sophomore campaign as the team's second-leading rusher, trailing only Diego Pavia, with 586 yards and six touchdowns. He is the 26th Vandy running back to eclipse 500 rushing yards in a season since 1996 and his total was second among all SEC sophomores.
- The Texan played in all 12 games as a freshman, logging 504 all-purpose yards, 371 rushing yards and four rushing touchdowns.
- He led SEC freshmen in rushing yards and touchdowns and was named to the league's All-Freshman team.
- Alexander was named to the Earl Campbell Tyler Rose Award Watch List entering 2024.

SCORING ON THE BEST

- Vanderbilt was the second-highest scoring team against a pair of College Football Playoff squads during the regular season. Both defenses were led by coordinators named a finalist for the Broyles Award.
- Vanderbilt's 24 points against Texas were the second-most scored against the Longhorns. Georgia scored 30 in a win over Texas the week before the Longhorns played Vandy. Only Georgia and Vanderbilt eclipsed 20 points against Texas in the regular season.
- Likewise, Vandy's 23 points against Tennessee were the second-most scored on the Volunteers prior to postseason play. Again, only Georgia scored more points than Vandy against the Vols (31) as Vanderbilt and Georgia were the only teams to eclipse 20 points on Tennessee in the regular season.
- Texas defensive coordinator Pete Kwiatkowski and Tennessee defensive coordinator Tim Banks were both named finalists for the Broyles Award. Vanderbilt offensive coordinator Tim Beck was a semifinalist for the Broyles Award last season.

IMPROVEMENT VS. RANKED TEAMS

- In games against opponents in the AP Top 25 at the time of the game, Vanderbilt showed marked statistical improvement, in addition to securing its first-ever win against the No. 1 team in the nation.
- Last season, Vanderbilt averaged 28.5 points per game against ranked teams after scoring 18.0 in 2023 and 5.7 in Lea's debut 2021 campaign.
- In total scoring, Vanderbilt was outscored by just 14 points in four games against ranked teams. The 2022 Dore saw a deficit of 207 points over five games.
- Last year's Commodores allowed 32.0 points per game to ranked teams compared to 39.0 in 2023 and 52.6 in 2022.
- Vanderbilt averaged over 300 yards of total offense against ranked teams last season for the first time under Lea, while holding ranked opponents under 450 yards per game for the first time in that span.
- The Commodores scored 12 touchdowns in their four games against ranked teams after scoring just one offensive touchdown in three such games during Lea's initial 2021 season.
- Individually, Diego Pavia led Vandy in both rushing and passing against the top 25, averaging 63 yards on the ground and 169.3 passing yards in four games, both high-water marks for a Commodore against ranked teams the last four seasons.

| | 2021 | 2022 | 2023 | 2024 |
|------------------|-------|-------|-------|-------|
| Record | 0-3 | 0-5 | 0-4 | 1-3 |
| VU Pts | 17 | 56 | 72 | 114 |
| Opp Pts | 135 | 263 | 156 | 128 |
| Margin | -118 | -207 | -84 | -14 |
| VU Pts/Game | 5.7 | 11.2 | 18.0 | 28.5 |
| Opp Pts/Game | 45.0 | 52.6 | 39.0 | 32.0 |
| VU Tot Off/Game | 272.7 | 246.0 | 263.5 | 305.8 |
| Opp Tot Off/Game | 493.7 | 552.4 | 533.0 | 441.5 |
| VU TOP | 32:41 | 31:37 | 28:31 | 31:05 |
| Opp TOP | 27:19 | 28:23 | 31:29 | 28:55 |
| VU Rushing TD | 1 | 2 | 4 | 5 |
| Opp Rushing TD | 9 | 17 | 9 | 5 |
| VU Passing TD | 0 | 4 | 6 | 7 |
| Opp Passing TD | 9 | 16 | 10 | 10 |

WEEKLY AWARDS

- Vanderbilt collected seven conference weekly awards in 2024, most in a season since 2008.
- Four Commodores earned weekly honors from the SEC after the team's 40-35 win over top-ranked Alabama on Oct. 5.
- Diego Pavia (Offensive), Brock Taylor (Special Teams), Gunnar Hansen (Offensive Line) and Miles Capers (Defensive Line) each earned recognition after the win.
- It marked the first time in school history Vanderbilt collected more than two weekly awards in the same week.
- The last Commodore to win defensive lineman of the week was Dayo Odeyingbo on Nov. 17, 2018, while Bruno Reagan (11.25.17) was the last Vandy offensive lineman to take home the weekly award. Taylor became the first special teams player of the week for Vandy since long snapper Wesley Schelling on Nov. 28, 2022.



GAME NOTES

WHERE THE DORES RANKED (FBS TOP 50/FINAL)

| Category (Team) | FBS | SEC |
|----------------------------------|-----|-----|
| 3rd Down Conversion (44.4) | 28 | 6 |
| 4th Down Conversion (57.1) | 49 | 5 |
| Defensive TDs (2) | 32 | 4 |
| Fewest Penalties (73) | 57 | 2 |
| Fumbles Lost (3) | 5 | 1 |
| Net Punting (42.2) | 13 | 8 |
| Passes Had Intercepted (4) | 1 | 1 |
| Passing Yards/Completion (12.97) | 31 | 8 |
| Punt Returns (14.72) | 11 | 2 |
| Red Zone Offense (93.3) | 3 | 1 |
| Sacks Allowed (1.38) | 31 | 2 |
| Tackles for Loss Allowed (4.46) | 25 | 3 |
| Team Passing Efficiency (143.21) | 34 | 7 |
| Time of Possession (31:03) | 39 | 5 |
| Turnover Margin (0.69) | 17 | 2 |
| Turnovers Lost (7) | 1 | 1 |

| Category (Individual) | Player | FBS | SEC |
|--------------------------|------------------------|-----|-----|
| Field Goal Percentage | Brock Taylor (85.7) | 24 | 3 |
| Field Goals per Game | Brock Taylor (1.38) | 31 | 7 |
| Fumbles Recovered | Nick Rinaldi (2) | 19 | 4 |
| Kickoff Return TDs | Junior Sherrill (1) | 5 | 1 |
| Kickoff Returns | Junior Sherrill (26.7) | 9 | 1 |
| Passing Efficiency | Diego Pavia (143.5) | 39 | 9 |
| Passing TDs | Diego Pavia (20) | 39 | 6 |
| Passing Yards/Completion | Diego Pavia (12.95) | 29 | 7 |
| Points Responsible For | Diego Pavia (172) | 32 | 6 |
| Punt Return TDs | Martel Hight (1) | 4 | 1 |
| Punt Returns | Martel Hight (14.7) | 3 | 1 |
| Punting | Jesse Mirco (48.0) | 2 | 1 |
| Yards per Pass Attempt | Diego Pavia (7.69) | 50 | 13 |

SCORING MARGIN THROUGH OCTOBER

- The Commodores outscored opponents 256-182 entering November last season, good for a margin of +74 points.
- It was the largest scoring margin by a Vanderbilt team entering November since 1955 when the Does held a +86 edge at the end of October.
- The 256 points scored entering November were the second-most in that time frame, trailing only the 2013 team which had 257 through October.
- Under head coach Art Guepe, the 1955 Does were 4-2 entering November, outscoring opponents 126-40, including shutouts of Middle Tennessee and Chattanooga.
- The '55 Does finished 8-3 and reached the first bowl game in school history. Vandy defeated No. 8 Auburn, 25-13, in the Gator Bowl.

GAME 7 VS. BALL STATE

- The Commodores defeated Ball State 24-14 on Oct. 19 last season to improve to 5-2 on the season, 4-0 at home. It was the first time since the 1987-88 campaigns that the Commodores won four straight home games.
- The last time the Does started a season 4-0 at home was in 1982 when Vandy won all six home contests.
- It was the fourth time on the season Vandy held its opponent under 100 rushing yards in a game. That number would grow to five following the Auburn contest when the Tigers had 88 yards on the ground.
- Vandy's offense totaled a season-high 420 yards against the Cardinals.
- Eli Stowers had eight catches for 130 yards, the third 100-yard receiving game this fall for the tight end and the most by a Commodore in a season since Jordan Matthews posted 100-plus receiving yards on eight occasions in 2013.
- Brock Taylor finished a perfect 3-of-3 on field goal attempts.

HAIL TO THEE OUR ALMA MATER

- Head coach Clark Lea, a "Double Dore" with undergraduate and master's degrees from Vanderbilt, is one of eight Power 4 head coaches leading their alma mater.
- In addition, Vice Chancellor and Athletics Director Candice Storey Lee holds three degrees from Vanderbilt, where she was a member of the women's basketball team from 1996-2002.
- With the combination of Lea and Lee, Vanderbilt is one of just two Power 4 institutions where both the athletics director and football coach are graduates of their current employer. Oklahoma State athletics director Chad Weiberg and head coach Mike Gundy are both graduates of OSU.

Power 4 Head Coaches at Alma Mater

| Coach | School |
|------------------|----------------|
| Jeff Brohm | Louisville |
| Mario Cristobal | Miami (Fla.) |
| Kenny Dillingham | Arizona State |
| DeShaun Foster | UCLA |
| Mike Gundy | Oklahoma State |
| Brent Key | Georgia Tech |
| Clark Lea | Vanderbilt |
| Kirby Smart | Georgia |

SERIES HISTORY VS. CHARLESTON SOUTHERN

| | | | | |
|---------------|------|---|-------|------------------|
| OVERALL 1-0 | 2014 | W | 21-20 | Nashville, Tenn. |
| NASHVILLE 1-0 | | | | |
| AWAY 0-0 | | | | |
| NEUTRAL 0-0 | | | | |

SERIES NOTES

- Vanderbilt and Charleston Southern met for the first and only time on Oct. 11, 2014 in Nashville.
- Freshman Johnny McCrary threw for 169 yards and a touchdown in the win.
- McCrary came off the bench in the first half and quickly hooked up with C.J. Duncan on a 65-yard touchdown pass to give Vanderbilt a 10-3 lead, and the Commodores stayed in front the rest of the way. McCrary finished 10-of-16 with one touchdown and one interception for the Commodores, who led 21-10 at the half.
- Charleston Southern scored a touchdown in the third quarter and then cut Vanderbilt's lead to 21-20 on a field goal with 3:17 to play in the game. But Vanderbilt was able to run out the clock on its ensuing possession to preserve the win.
- Ralph Webb rushed for 56 yards on 15 carries for Vanderbilt.

SEC GRADUATES

- Vanderbilt football will have 28 student-athletes donning the SEC Graduate patch in 2025. Each of these 28 individuals have already completed their undergraduate degrees.

| | |
|------------------|------------------|
| Emmanuel Adebisi | Brail Lipford |
| Hayden Bray | Chase Mitchell |
| Miles Capers | Mason Nelson |
| Charlie Clark | Diego Pavia |
| Mark Davis | Sterling Porcher |
| Isaia Glass | Nick Rinaldi |
| Nick Haberer | Marlen Sewell |
| Durham Harris | David Siegel |
| Bryce Henderson | Joshua Singh |
| Richie Hoskins | Cole Spence |
| Trent Hudson | Eli Stowers |
| Marlon Jones | Kevo Wesley |
| Keanu Koht | Jordan White |
| Prince Kollie | Zaylin Wood |



V VANDERBILT

- 97%** Student body retention rate
- 83%** Students graduating with no debt
- 65%** Undergraduate students receiving financial aid
- \$366** Million in student aid (2022-23)
- \$3.2** Billion goal for Dare to Grow campaign
- #1** Financial Aid (Princeton Review, 2018)
- #2** Happiest students (Princeton Review, 2018)
- #5** Most Beautiful Campus (Princeton Review, 2023)
- #10** Most Innovative University (Reuters)
- 7:1** Student-to-Faculty Ratio

Nashville MUSIC CITY

- #1** Top Travel Destination in the World (National Geographic)
- #1** Best Live Music Cities (Fifty Grande)
- 3** Top 10 Music Museums (USA Today)
 - 1. The Johnny Cash Museum
 - 8. Patsy Cline Museum
 - 9. Country Music Hall of Fame and Museum
- #7** Top Destinations in the United States (Trip Advisor)
- #8** Best Cities in the United States (Conde Nast Traveler)
- #8** Readers' 15 Favorite Cities in the U.S. (Travel + Leisure)
- #10** Essential Drives for a U.S. Road Trip (National Geographic)
- #6** Best Food Destinations in the U.S. (Trip Advisor)
- #5** South's Best Cities (Southern Living)
- +2m** Over two million Nashville area residents
- 5** Fortune 500 companies call Nashville home
- 13** Fortune 1000 companies headquartered in Nashville

V VUFB

- 1890** First season
- 10** One of 10 charter members still in the SEC
- 4** College Football Hall of Fame coaches
- 8** Undefeated seasons
- 14** Conference championships
- 1922** Opening of FirstBank Stadium, then Dudley Field, as the first football-specific stadium in the South
- 8** NFL starters who played for Clark Lea
 - Including: Drue Tranquill, Jeremiah Owusu-Koramoah, Zaire Franklin, Kyle Hamilton and Julian Love
- 18** NFL offensive linemen developed by Chris Klenakis
 - Including: Alvin Bailey, John Miller, Joel Bitonio, Jeremy Bridges, Shar Pourdanesh, DeMarcus Love, Harvey Dahl, Jason Jimenez, Travis Swanson, Geron Christian, Ray Dominguez, Tony Moll
- 59** NFL draft picks trained under Robert Stiner
 - Including: Dak Prescott, Kyren Williams, Chris Jones, Drake London, Kyle Hamilton, Julian Love, Drue Tranquill, Michael Mayer, Jeremiah Owusu-Koramoah, Darius Slay
- 175** Wins as a head coach by Jerry Kill
- +122** Vandy's improvement in ESPN Special Teams Efficiency ranking from 2021 to 2024
- +92** Vandy's improvement in ESPN Offensive Efficiency ranking from 2023 to 2024, Tim Beck's first season as OC
- +28** Vandy's improvement in ESPN Defensive Efficiency ranking from 2023 to 2024, Clark Lea's first as DC

DORES IN THE NFL



JULIAN ASHBY Long Snapper

- In '25 training camp with Patriots
- Drafted by Patriots in Round 7, Pick 251, of the 2025 NFL Draft



OREN BURKS Linebacker

- In '25 training camp with Bengals
- Super Bowl LIX champion with the Eagles
- Appeared in Super Bowl LIX (Eagles) and Super Bowl LVIII (49ers)
- Played in 108 career games over eight seasons with Packers ('18-21), 49ers ('22-23), Eagles ('24) and Bengals (Pres.)
- Drafted by Packers in Round 3, Pick 88, of the 2018 NFL Draft



ADAM BUTLER Defensive Tackle

- In '25 training camp with Raiders
- Appeared in all 17 games, with 16 starts, in '24 the Raiders, totaling 65 tackles, five sacks and a forced fumble
- Played in 114 games with 29 starts over seven seasons with Patriots ('17-'20), Dolphins ('21) and Raiders ('23-Pres.)



ZACH CUNNINGHAM Linebacker

- In '25 training camp with Lions
- Played in seven games for the Broncos in '24
- Led NFL in tackles (164) and solo tackles (106) in '20
- Appeared in 102 games over eight seasons with Texans ('17-21), Titans ('21-22), Eagles ('23), Broncos ('24), and Lions (Pres.)
- Drafted by Texans in Round 2, Pick 57, of the 2017 NFL Draft



ALLAN GEORGE Cornerback

- In '25 training camp with Lions
- Appeared on the practice squad for Bengals ('22-24), Commanders ('25) and Lions ('25)
- Played in four games for the Bengals in 2022



TRE HERNDON Safety

- In '25 training camp with Bills
- Played in one game in '24 for Saints
- Appeared in 84 career games over eight seasons with Jaguars ('18-23), Saints ('24) and Bills (Pres.)



STEVEN LOSOYA Guard

- In '25 training camp with Panthers
- Will make his NFL debut this season after signing as an undrafted free agent with the Panthers



JAYLEN MAHONEY Safety

- In '25 training camp with 49ers
- Played in three games for 49ers in '24 as a rookie



DAYO ODEYINGBO Defensive End

- In '25 training camp with Bears
- Played in all 17 games for Indianapolis for the third consecutive season in '24
- Made 31 tackles with three sacks, two forced fumbles and a fumble recovery
- Appeared in 61 career games and has not missed a contest since his rookie season in '21
- Drafted by Colts in Round 2, Pick 54, of the 2021 NFL Draft



TYSON RUSSELL Cornerback

- In '25 training camp with Lions
- Will make his NFL debut this season after signing as an undrafted free agent with the Lions



TRENT SHERFIELD SR. Wide Receiver

- In '25 training camp with Broncos
- Played in all 17 regular season games and one postseason game for the Vikings in '24
- Has not missed a game since the 2020 season
- Made the playoffs each of the last four seasons with four different franchises (MIN '24, BUF '23, MIA '22 and SF '21)
- Played in 112 career games over eight seasons for Cardinals ('18-20), 49ers ('21), Dolphins ('22), Bills ('23) and Vikings ('24)



QUINCY SKINNER JR. Wide Receiver

- In '25 training camp with Falcons
- Will make his NFL debut this season after signing as an undrafted free agent with the Falcons



JUSTIN SKULE Offensive Tackle

- In '25 training camp with Vikings
- Appeared in 10 games with four starts for Buccaneers in '24, winning NFC South title
- Played in 66 career games with 17 starts over six seasons with 49ers ('19-20), Buccaneers ('22-24) and Vikings (Pres.)



KE'SHAWN VAUGHN Running Back

- In '25 training camp with 49ers
- Appeared in three games with 49ers in '24
- Won Super Bowl LV as a rookie with Buccaneers
- Played in 46 games over six seasons with Buccaneers ('20-23) and 49ers ('24-Pres.)

The above players concluded their collegiate careers at Vanderbilt. Other players who appeared in at least one NFL game in 2024 and played for Vanderbilt at any point in their collegiate careers include:

- OL Devin Cochran (CIN)
- RB Ray Davis (BUF)
- CB Gabe Judy-Lally (TEN)
- OL Tyler Steen (PHI)



QUICK FACTS

| | |
|------------------------------------|--|
| Name | Vanderbilt University |
| Location | Nashville, Tenn. |
| Founded | 1873 |
| Enrollment | 7,221 (undergraduate) • 13,575 (total) |
| Nickname | Commodores |
| Colors | Black & Gold |
| Stadium | FirstBank Stadium (35,000) |
| Surface | Artificial • Shaw Sports Powerblade |
| Conference | Southeastern |
| Affiliation | NCAA Division I FBS |
| Chancellor | Daniel Diermeier |
| Vice Chancellor/Athletics Director | Candice Storey Lee |
| Faculty Athletics Rep | Tracey George |
| Website | VUCommodores.com |

COACHING STAFF

| | |
|---|---|
| E. Bronson Ingram Chair in Football | Clark Lea (Vanderbilt '04 • 5th season) |
| Chief Consultant to the Head Coach • Senior Offensive Advisor | Jerry Kill (Southwestern College '83 • 2nd season) |
| Offensive Coordinator | Tim Beck (Pittsburg State '88 • 2nd season) |
| Defensive Coordinator | Steve Gregory (Syracuse '06 • 2nd season) |
| Co-Defensive Coordinator • Linebackers | Nick Lezynski (Notre Dame '11 • 4th season) |
| Special Teams Coordinator • Tight Ends | Jeff LePak (Eastern Illinois '14 • 5th season) |
| Run Game Coordinator • Running Backs | Ghaali Muhammad-Lankford (Wyoming '13 • 2nd season) |
| Pass Game Coordinator • Wide Receivers | Alex Bailey (Youngstown State '07 • 4th season) |
| Defensive Run Game Coordinator • Defensive Line | Larry Black (Indiana '12 • 4th season) |
| Assistant Coach • Defensive Ends | Jovan Haye (Vanderbilt '07 • 8th season) |
| Assistant Coach • Safeties | Melvin Rice (Northern Illinois '09 • 2nd season) |
| Assistant Coach • Cornerbacks | Jamaal Richardson (Iowa State '18 • 4th season) |
| Assistant Coach • Offensive Line | Chris Klenakis (Carroll College '86 • 2nd season) |
| Tight Ends Coach | Brendan Flaherty (Bridgewater State '15 • 5th season) |
| Stars/Nickles Coach | Jimmy Thompson (Notre Dame '18 • 5th season) |
| Quarterbacks Coach | Garrett Altman (TCU '17 • 2nd season) |
| Specialists Coach • Special Teams Asst. Coach | Shane Gallant (Bowling Green '17 • 2nd season) |
| Assistant Running Backs Coach | Josh Adams (Notre Dame '20 • 3rd season) |
| Assistant Safeties Coach | Arion Shinaver (Notre Dame '20 • 4th season) |
| Assistant Cornerbacks Coach | Justin Harris (Vanderbilt '23 • 3rd season) |
| Assistant Wide Receivers Coach | Jafar Williams (Maryland '03 • 2nd season) |
| Senior Defensive Analyst | Bob Shoop (Yale '88 • 1st season/4th total at VU) |
| Defensive Quality Control Intern | Isaiah Richardson (2nd season) |
| Defensive Quality Control Intern | Jaxon York (2nd season) |
| Offensive Quality Control Intern | Carson Casarahi (1st season) |
| Director • Football Sports Performance | Robert Stiner (Bellhaven '08 • 2nd season) |
| Assistant Director • Football Sports Performance | Ian Bures (Plymouth State '15 • 2nd season) |
| Assistant Football Sports Performance Coach | Demetrius Kemp (Wake Forest '19 • 5th season) |
| Assistant Football Sports Performance Coach | Hudson Stevens (Appalachian St. '22 • 3rd season) |

QUICK FACTS

| | |
|---------------------------------|--|
| 2024 Record • SEC Record/Finish | 7-6 • 3-5/T-11th |
| Starters Returning/Lost | 16/9 (6/5 Offense • 9/2 Defense • 1/2 ST) |
| Letterwinners Returning/Lost | 37/23 (16/11 Offense • 20/9 Defense • 1/3 ST) |
| Offensive System | Multiple |
| Defensive System | 4-3 |
| First Season | 1890 |
| All-Time Record | 625-671-50 (.483) |
| Seasons | 134 |
| Undefeated Seasons | 8 |
| Conference Titles | 14 |
| Bowl Record | 5-4-1 |
| Last Bowl | 2024 Birmingham Bowl vs. Georgia Tech (W, 35-27) |

PRONUNCIATION GUIDE

A recording of each player pronouncing their own name is available at: [VUCommodores.com/VUFBnames](#)

| No. | Name | Pos. | Pronunciation |
|-----|-------------------------|-------|---------------------------------------|
| 45 | Emmanuel Adebi | TE | ah-DAY-bee |
| 51 | Clinton Azubuike | OL | az-UH-boo-kay |
| 42 | Jake Balis | RB | BAY-liss |
| 88 | Boski Barrett | WR | BO-skee |
| 19 | Blaze Berlowtiz | QB | BER-low-itz |
| 46 | Simeon Boulware | DL | BOWL-ware |
| 21 | Davin Chandler | S | DAY-vin |
| 46 | Mustafa Dannett | CB | dah-NET |
| 2 | Randon Fontenette | S | RAN-din FAHN-tin-ette |
| 72 | Isaia Glass | OL | E-sigh-uh |
| 71 | Ted Gregoire | OL | gre-GORE |
| 38 | Nick Haberer | P | HAHB-er-er |
| 4 | Martel Hight | CB/WR | hite (like height) |
| 33 | Vanzale Hinton | STAR | VAN-zell or VAN |
| 58 | Orion Irving | OL | or-EYE-on |
| 93 | Nikhil Jefferson | DL | nick-HEEL |
| 9 | Keanu Koht | EDGE | key-AHN-ooH COOT |
| 41 | Jamezell Lassiter | RB | JAMES-el |
| 98 | Terry Nwabuisi-Ezeala | DL | NWAH-bwee-zee ee-ZAH-lah |
| 5 | Yilanan (Issa) Ouattara | DL | E-lan-in (E-sah) WAH-tah-rah |
| 2 | Diego Pavia | QB | PAH-vee-uh |
| 79 | Sterling Porcher | OL | pour-SHAY |
| 43 | Dominic Rezac | RB | REE-zack |
| 24 | Nick Rinaldi | LB | ruh-NAHL-dee |
| 40 | Mason Rohmiller | K | ROW-mill-er |
| 14 | Jailen Ruth | STAR | JAY-lin |
| 75 | Misael Sandoval | OL | mee-sigh-EL (or mee-sah) san-dah-VAL |
| 0 | Junior Sherrill | WR | sher-UHL |
| 77 | David Siegel | OL | SEE-gul |
| 99 | Joshua Singh | DL | Sing |
| 14 | Jeremy St-Hilaire | QB | saint hill-AIR |
| 9 | Eli Stowers | TE | STOW-ers (<i>rhymes with hours</i>) |
| 96 | Khordae Sydnor | DL | core-DAY SID-nor |
| 37 | Jack Wanzung | CB | WAHN-zung |
| 79 | Conor Weasler | OL | WEEZ-ler |
| 78 | Keegan Wechsler | OL | WEX-ler |
| 52 | Kevo Wesley | OL | KEY-vo |
| 22 | Makhilyn Young | RB | mah-KY-lin or M.K. |
| 95 | Linus Zunk | DL | LINE-us |



WEEKLY MEDIA SCHEDULE

| | | |
|-----------|------------------------------------|---|
| Monday | 6 p.m. | Commodore Hour <i>Show airs at 6 p.m. on 102.5 The Game</i> |
| Tuesday | 10:55 a.m. (approx.) 1 p.m. | Selected Student-Athletes Available <i>Post-practice at McGugin Center (on-field)</i> Clark Lea Press Conference <i>McGugin Center (Team Auditorium)</i> <i>Live on ESPN app, @VandyFootball (X) and Vanderbilt Athletics YouTube</i> |
| Wednesday | 12:20 p.m. | Clark Lea on SEC Zoom Teleconference <i>Contact Brian Fremund (brian.fremund@vanderbilt.edu) for login information</i> <i>Teleconference begins at 10 a.m. CT</i> |
| Thursday | 12:15 p.m. (approx.) | Clark Lea Availability <i>Post-practice at McGugin Center (on-field)</i> |
| Friday | — | <i>No Availability</i> |
| Saturday | Postgame | Clark Lea & Student-Athletes <i>McGugin Center (Team Auditorium)</i> |
| Sunday | — | <i>No Availability</i> |

ATHLETICS COMMUNICATIONS

Melanie Moran
Interim Assistant Vice Chancellor • Senior Associate Athletic Director • Communications

TBD
Primary Football Contact

Brian Fremund Associate Athletic Director • brian.fremund@vanderbilt.edu
Communications 251.623.3191
Secondary Football Contact • Football Credentials • Swimming

Laura Topp Associate Communications Director laura.topp@vanderbilt.edu
Tertiary Football Contact • Lacrosse • Soccer 414.708.0062

Will Owens Associate Communications Director will.owens@vanderbilt.edu
Football Visiting Team Liaison • Baseball

Jacob Bell Associate Communications Director jacob.d.bell@vanderbilt.edu
Men's Basketball • Women's Golf

Chris Caskey Associate Communications Director chris.caskey@vanderbilt.edu
Women's Basketball • Men's Golf

Pilar Ballough Assistant Communications Director pilar.ballough@vanderbilt.edu
Volleyball • Bowling • Track & Field/Cross Country

Blake Largent June Stewart Fellow jeffrey.b.largent@vanderbilt.edu
Women's Tennis • Men's Tennis

Gavin Nevil Strategic Projects Manager

Amon Kehr Manager • Visual Media

Brendan Ross Senior Content Lead • Football

Ricardo Odum Senior Graphic Designer

Ethan Hunt Associate Director • Social Media & Creative Content (Baseball)

TBD Associate Director • Social Media & Creative Content (Men's Basketball)

Danny Burger Videographer and Editor • Visual Media

Sam Jordan Content Creator

TBD Content Creator



collegepressbox is the official media website for Division I football. Access and download game notes, quotes, statistics, media guides, headshots, logos and more for all FBS schools, conferences, postseason games, awards and the College Football Playoff. For access, please register for an account at collegepressbox.com/register.

HONORS & AWARDS

SEDRICK ALEXANDER RB

- Preseason third-team All-SEC (Athlon)
- Doak Walker Award Watch List
- Earl Campbell Tyler Rose Award Watch List
- Shrine Bowl 1000 Watch List

MILES CAPERS EDGE

- Senior Bowl Top 300 Watch List
- Shrine Bowl 1000 Watch List

RANDON FONTENETTE S

- Team captain
- Preseason third-team All-SEC (Athlon)
- Preseason fourth-team All-SEC (Phil Steele)
- Shrine Bowl 1000 Watch List

BRYCE HENDERSON OL

- Shrine Bowl 1000 Watch List

MARTEL HIGHT CB/WR

- Preseason fourth-team All-America PR (Phil Steele)
- Preseason third-team All-SEC AP (Coaches)
- Preseason second-team All-SEC PR (Athlon, Phil Steele)
- Paul Hornung Award Watch List
- Shrine Bowl 1000 Watch List

RICHIE HOSKINS WR

- Team captain

BRYAN LONGWELL LB

- Preseason second-team All-SEC (Phil Steele)
- Preseason third-team All-SEC (Athlon)
- Chuck Bednarik Award Watch List
- Shrine Bowl 1000 Watch List

YILANAN OUATTARA DL

- Team captain
- Shrine Bowl 1000 Watch List

LANGSTON PATTERSON LB

- Team captain
- Preseason fourth-team All-SEC (Athlon)

DIEGO PAVIA QB

- Team captain
- Walter Camp Player of the Year Award Watch List
- Maxwell Player of the Year Awards Watch List
- Davey O'Brien Award Watch List
- Manning Award Watch List
- Johnny Unitas Golden Arm Watch List
- Senior Bowl Top 300 Watch List
- Shrine Bowl 1000 Watch List
- No. 81 on PFSN's Top 100 College Football Players

STERLING PORCHER OL

- Shrine Bowl 1000 Watch List

MARLEN SEWELL S

- Team capatain
- Wuerffel Trophy Watch List
- AFCA Good Works Team nominee

JUNIOR SHERRILL WR

- Preseason fourth-team All-SEC WR and KR (Athlon)
- Preseason fourth-team All-SEC KR (Phil Steele)

ELI STOWERS TE

- Team captain
- Preseason first-team All-America (Walter Camp Football Foundation, ESPN, Sports Illustrated, Associated Press, The Athletic, The Sporting News, Athlon, Phil Steele)
- Preseason second-team All-America (Sports Info Solutions)
- Preseason first-team All-SEC (Coaches, Media, Athlon, Phil Steele)
- Walter Camp Player of the Year Award Watch List
- Biletnikoff Award Watch List
- John Mackey Award Watch List
- Lombardi Award Watch List
- Earl Campbell Tyler Rose Award Watch List
- Senior Bowl Top 300 Watch List
- Shrine Bowl 1000 Watch List
- No. 28 on PFSN's Top 100 College Football Players
- The Athletic 2025 Freaks List

KHORDAE SYDNOR DL

- Team captain
- Preseason fourth-team All-SEC (Athlon)
- Shrine Bowl 1000 Watch List

BROCK TAYLOR K

- Preseason third-team All-SEC (Athlon)
- Preseason fourth-team All-SEC (Phil Steele)

KOLBEY TAYLOR CB

- The Athletic 2025 Freaks List

JORDAN WHITE OL

- Preseason second-team All-America (Sports Info Solutions)
- Dave Rimgenton Award Watch List
- Shrine Bowl 1000 Watch List

LINUS ZUNK DL

- Shrine Bowl 1000 Watch List



ROSTER • NUMERICAL

| No. | Name | Pos. | Ht. | Wt. | Yr. | Hometown/High School/Previous School(s) |
|-----|--------------------|-------|------|-----|-----|--|
| 0 | Marlon Jones | CB | 6-1 | 190 | Gr. | Tacoma, Wash./Curtis/Eastern Washington |
| 0 | Junior Sherrill | WR | 5-11 | 203 | Jr. | Nashville, Tenn./Lipscomb Academy |
| 1 | Dontae Carter | S | 6-1 | 185 | So. | San Antonio, Texas/Byron P. Steele |
| 1 | Trent Hudson | WR | 6-3 | 187 | Gr. | Killeen, Texas/Shoemaker/New Mexico St./Mississippi St. |
| 2 | Randon Fontenette | S | 6-2 | 220 | Jr. | Freeport, Texas/Brazosport/TCU |
| 2 | Diego Pavia | QB | 6-0 | 207 | Gr. | Albuquerque, N.M./Volcano Vista/NMMI/New Mexico St. |
| 3 | Tristen Brown | WR | 5-10 | 185 | So. | Houston, Texas/Lamar |
| 3 | Kolbey Taylor | CB | 6-3 | 190 | Gr. | Ft. Lauderdale, Fla./Pasadena (Texas) Memorial/Wyoming |
| 4 | Martel Hight | CB | 6-0 | 188 | Jr. | Rome, Ga./Rome |
| 5 | Richie Hoskins | WR | 6-1 | 200 | Gr. | Lake Forest, Ill./Lake Forest/Middlebury |
| 5 | Yilanan Ouattara | DL | 6-7 | 320 | Sr. | Cologne, Germany/Cologne Crocodiles |
| 6 | Jordan Matthews | CB | 6-2 | 192 | Jr. | Baton Rouge, La./Woodlawn/Tennessee |
| 6 | Tre Richardson | WR | 5-10 | 175 | Jr. | Topeka, Kan./Highland Park/Hutchinson/Washburn |
| 7 | Drew Dickey | QB | 6-1 | 210 | Sr. | Austin, Texas/Regents School |
| 7 | Marlen Sewell | S | 6-1 | 205 | Gr. | Birmingham, Ala./Shades Valley |
| 8 | CJ Heard | S | 5-11 | 210 | So. | Atlanta, Ga./Woodward Academy/Florida Atlantic |
| 9 | Keanu Koht | EDGE | 6-4 | 252 | Sr. | Vero Beach, Fla./Vero Beach/Alabama |
| 9 | Eli Stowers | TE | 6-4 | 235 | Gr. | Denton, Texas/Denton Guyer/Texas A&M/New Mexico St. |
| 10 | Whit Muschamp | QB | 6-1 | 195 | So. | Columbia, S.C./Baylor School (Tenn.) |
| 10 | Langston Patterson | LB | 6-1 | 235 | Sr. | Nashville, Tenn./Christ Presbyterian Academy |
| 11 | Jack Elliott | QB | 6-0 | 205 | Fr. | Orland Park, Ill./Mount Carmel |
| 11 | Bryan Longwell | LB | 6-1 | 240 | Jr. | Nashville, Tenn./Lipscomb Academy |
| 13 | Chase Gillespie | RB | 5-10 | 200 | Sr. | Tallahassee, Fla./Amos P. Godby |
| 14 | Jailen Ruth | STAR | 6-3 | 225 | Jr. | Hawthorne, Fla./Hawthorne |
| 14 | Jérémy St-Hilaire | QB | 6-4 | 220 | So. | Montréal, Canada/McCallie School (Tenn.) |
| 15 | Joseph McVay | WR | 6-1 | 205 | So. | Earle, Ark./Earle |
| 15 | Zaylin Wood | DL | 6-0 | 280 | Gr. | Bowdon, Ga./Heard County/Middle Tennessee |
| 16 | Cole Spence | TE | 6-7 | 255 | Gr. | Roswell, Ga./Mount Pisgah Christian |
| 17 | Mark Davis | CB | 6-2 | 202 | Gr. | Bradenton, Fla./Braden River/Southern Illinois |
| 17 | Chance Fitzgerald | WR | 6-2 | 205 | Jr. | Nashville, Tenn./Nolensville/Virginia Tech |
| 18 | Boski Barrett | WR | 5-11 | 182 | So. | Knoxville, Tenn./Webb School |
| 18 | Jalen Gilbert | S | 6-0 | 208 | Jr. | Round Rock, Texas/Round Rock |
| 19 | Blaze Berlowitz | QB | 6-3 | 200 | Jr. | Cushing, Okla./Cushing/New Mexico St. |
| 20 | Prince Kollie | LB | 6-1 | 240 | Gr. | Jonesborough, Tenn./David Crockett/Notre Dame |
| 21 | Davin Chandler | S | 6-0 | 185 | Fr. | Berlin, Md./Stephen Decatur |
| 22 | Bryce Cowan | LB | 6-4 | 242 | Sr. | Tallahassee, Fla./Amos P. Godby |
| 22 | Makhilyn Young | RB | 5-10 | 210 | Jr. | Midland, Texas/Midland Legacy/New Mexico State |
| 23 | Carson Lawrence | S | 6-2 | 204 | Fr. | Chattanooga, Tenn./McCallie School |
| 23 | AJ Newberry | RB | 6-1 | 200 | Jr. | Grand Prairie, Texas/South Grand Prairie |
| 24 | Nick Rinaldi | LB | 6-3 | 240 | Jr. | Dover, Mass./Dover-Sherborn |
| 26 | Cayden Daniels | CB | 6-1 | 189 | Fr. | Cordele, Ga./Crisp County |
| 27 | Jaylin Lackey | CB | 6-0 | 200 | So. | Atlanta, Ga./South Gwinnett |
| 28 | Sedrick Alexander | RB | 5-9 | 207 | Jr. | Austin, Texas/LBJ |
| 28 | Thomas Jones | S | 5-11 | 190 | So. | Smyrna, Tenn./Smyrna |
| 29 | Miles Capers | EDGE | 6-4 | 249 | Gr. | Sumter, S.C./Sumter |
| 30 | Trudell Berry | CB | 6-1 | 196 | Sr. | Baytown, Texas/Lee |
| 31 | Tate Hamby | STAR | 6-2 | 208 | So. | West Monroe, La./Ouachita Christian |
| 32 | Mason Carter | EDGE | 6-5 | 243 | So. | Jacksonville, Fla./Baldwin |
| 33 | Gabe Fields | RB | 6-0 | 217 | Fr. | Saint Joseph, Mo./Central |
| 33 | Vanzale Hinton | STAR | 6-0 | 196 | Fr. | Chattanooga, Tenn./Paducah (Ky.) Tilghman |
| 34 | Austin Howard | LB | 6-2 | 245 | Fr. | Barlett, Tenn./Bartlett |
| 35 | Ryder Brownstein | WR | 6-2 | 183 | Fr. | Los Angeles, Calif./Brentwood (Calif.) School |
| 35 | Payne Daniel | S | 5-11 | 185 | Jr. | Nashville, Tenn./Montgomery Bell Academy |
| 36 | Josiah Broxton | LB | 5-10 | 225 | Fr. | Tallahassee, Fla./Florida State University School |
| 37 | Jack Wanzung | CB | 6-0 | 184 | Fr. | Chicago, Ill./St. Ignatius |
| 38 | Nick Haberer | P | 6-5 | 227 | Gr. | Sunshine Coast, Australia/Meridian/Washington St. |
| 38 | Wils Jackson | WR | 6-5 | 205 | Fr. | Franklin, Tenn./Franklin |
| 39 | Brail Lipford | S | 5-9 | 180 | Gr. | Chandler, Ariz./Higley/Rocky Mountain College |
| 40 | Jamison Curtis | LB | 6-1 | 229 | So. | Saraland, Ala./Saraland |
| 40 | Mason Rohmiller | K | 6-1 | 175 | Sr. | Fort Mitchell, Ky./St. Xavier (Ohio)/San Diego |
| 41 | Jamezell Lassiter | RB | 5-8 | 192 | So. | Providence, R.I./La Salle Academy |
| 41 | Stone Owens | LS | 6-0 | 210 | Fr. | Tampa, Fla./Plant |
| 42 | Jake Balis | RB | 5-9 | 200 | So. | Granger, Ind./Penn |
| 43 | Dominic Rezac | RB | 6-1 | 190 | Sr. | Omaha, Neb./Westside |
| 44 | Gabe Fisher | FB/TE | 6-1 | 250 | Jr. | Nashville, Tenn./Montgomery Bell Academy |
| 45 | Emmanuel Adebisi | TE | 6-5 | 270 | Gr. | Wilmington, Del./Wilmington Friends School/Cornell |
| 45 | Ty Bartholomew | LB | 6-1 | 228 | Jr. | Nashville, Tenn./Montgomery Bell Academy |
| 46 | Mustafa Dannett | CB | 6-0 | 175 | Sr. | New London, Conn./New London |
| 46 | Durham Harris | LS | 5-9 | 193 | Gr. | Corpus Christi, Texas/Flour Bluff/Texas St./Washington St. |
| 47 | Justin Dewers | K | 6-2 | 190 | Fr. | Plano, Texas/Prestonwood Christian |
| 48 | Larry Benton III | TE | 6-4 | 232 | So. | Cypress, Texas/St. Thomas |
| 49 | Simeon Boulware | EDGE | 6-5 | 258 | So. | Dacula, Ga./Dacula |

| No. | Name | Pos. | Ht. | Wt. | Yr. | Hometown/High School/Previous School(s) |
|-----|-----------------------|------|------|-----|-----|--|
| 49 | Elijah Rooney | TE | 6-5 | 230 | So. | New Smyrna Beach, Fla./New Smyrna Beach |
| 50 | Chase Mitchell | OL | 6-4 | 340 | Gr. | Washington, Pa./Washington/Liberty |
| 51 | Clinton Azubuike | OL | 6-8 | 305 | So. | Lagos, Nigeria/NFL Academy/Northern Arizona |
| 52 | Kevo Wesley | OL | 6-4 | 317 | Gr. | Chicago, Ill./Curie |
| 53 | Glenn Seabrooks III | DL | 6-3 | 349 | So. | Nashville, Tenn./Davidson Academy |
| 53 | Jordan White | OL | 6-2 | 309 | Gr. | Largo, Md./DeMatha/West Virginia/Liberty |
| 54 | Mason Nelson | DL | 6-1 | 330 | Gr. | Howell, Mich./Howell/Western Michigan |
| 55 | Aaron Bryant | DL | 6-2 | 320 | Jr. | Southaven, Miss./Southaven/Texas |
| 55 | Bryce Henderson | OL | 6-8 | 325 | Gr. | North Aurora, Ill./Aurora Christian Schools/South Dakota |
| 56 | Gunner Givens | OL | 6-5 | 332 | Jr. | Covington, Va./Lord Botetourt/Virginia Tech |
| 57 | Max Fisher | OL | 6-2 | 270 | Jr. | Nashville, Tenn./Montgomery Bell Academy/Trinity (Texas) |
| 58 | Orion Irving | OL | 6-6 | 320 | Jr. | Houston, Texas/Lamar/Sam Houston State |
| 62 | CJ Williams | OL | 6-6 | 331 | So. | Amityville, N.Y./Deerfield Academy (Mass.) |
| 69 | Cooper Starks | OL | 6-5 | 329 | Jr. | Girard, Ill./North Mac |
| 70 | Cade McConnell | OL | 6-5 | 323 | Sr. | Choctaw, Okla./Choctaw/Minnesota |
| 71 | Ted Gregoire | OL | 6-3 | 335 | Jr. | Roselle, N.J./Hudson Catholic |
| 72 | Isaiah Glass | OL | 6-4 | 311 | Gr. | San Tan Valley, Ariz./Queen Creek/Arizona St./Oklahoma St. |
| 73 | Charlie Clark | OL | 6-7 | 316 | Gr. | Madison, Wis./Edgewood |
| 75 | Misael Sandoval | OL | 6-6 | 325 | Jr. | Chula Vista, Calif./St. Augustine |
| 77 | David Siegel | OL | 6-6 | 308 | Gr. | New Canaan, Conn./The Hun School (N.J.) |
| 78 | Keegan Wechsler | OL | 6-2 | 295 | Jr. | Frisco, Texas/Legacy Christian Academy |
| 79 | Sterling Porcher | OL | 6-4 | 315 | Gr. | Sumter, S.C./Sumter/Iowa Western/Middle Tennessee/Texas Tech |
| 79 | Conor Weasler | P | 6-0 | 187 | Jr. | Kentfield, Calif./Redwood |
| 80 | Claiborne Richards | WR | 5-11 | 186 | Jr. | Nashville, Tenn./Montgomery Bell Academy/Virginia |
| 81 | Kayleb Barnett | WR | 5-8 | 155 | Fr. | Broken Arrow, Okla./Jenks |
| 82 | Brycen Coleman | TE | 6-5 | 215 | So. | Ocean City, Md./Decatur |
| 83 | Derek Kee | WR | 6-4 | 210 | Jr. | Trenton, Tenn./Peabody |
| 85 | Lebon Hill | WR | 6-5 | 190 | Fr. | Hammond, Ind./Morton |
| 86 | Witt Edwards | TE | 6-5 | 210 | So. | Fairfax, Okla./Wagoner |
| 87 | Ty Burd | WR | 6-1 | 165 | Jr. | Nashville, Tenn./Montgomery Bell Academy |
| 88 | Brock Taylor | K | 6-1 | 165 | Jr. | Knoxville, Tenn./Knoxville Catholic |
| 89 | Cameran Dickson | WR | 6-0 | 180 | Fr. | Corpus Christi, Texas/Flour Bluff |
| 90 | Jake Stanish | DL | 6-3 | 250 | Fr. | Naperville, Ill./Naperville Central |
| 92 | Jaylon Stone | DL | 6-2 | 306 | Gr. | Athens, Ga./Clarke Central/Southeast Missouri |
| 93 | Nikhil Jefferson | DL | 6-1 | 330 | Fr. | Tampa, Fla./Berkeley Prep |
| 94 | Bradley Mann | DL | 6-6 | 308 | Sr. | Jacksonville, Fla./The Bolles School |
| 95 | Linus Zunk | DL | 6-6 | 270 | Sr. | Berlin, Germany/Rabun Gap-Nacoochee (Ga.) |
| 96 | Khordae Sydnor | DL | 6-4 | 272 | Gr. | Harlem, N.Y./Iona Prep/Purdue |
| 97 | Hayden Bray | DL | 6-4 | 277 | Gr. | Austin, Texas/Westlake/Oklahoma |
| 98 | Terry Nwabuisi-Ezeala | DL | 6-2 | 336 | So. | Munich, Germany/Rabun Gap-Nacoochee (Ga.)/Wake Forest |
| 99 | Joshua Singh | DL | 6-0 | 285 | Gr. | Laie, Hawai'i/Orem (Utah)/BYU |



ROSTER • ALPHABETICAL

| No. | Name | Pos. | Ht. | Wt. | Yr. | Hometown/High School/Previous School(s) |
|-----|-------------------|-------|------|-----|-----|--|
| 45 | Emmanuel Adebisi | TE | 6-5 | 270 | Gr. | Wilmington, Del./Wilmington Friends School/Cornell |
| 28 | Sedrick Alexander | RB | 5-9 | 207 | Jr. | Austin, Texas/LBJ |
| 51 | Clinton Azubuike | OL | 6-8 | 305 | So. | Lagos, Nigeria/NFL Academy/Northern Arizona |
| 42 | Jake Balis | RB | 5-9 | 200 | So. | Granger, Ind./Penn |
| 81 | Kayleb Barnett | WR | 5-8 | 155 | Fr. | Broken Arrow, Okla./Jenks |
| 18 | Boski Barrett | WR | 5-11 | 182 | So. | Knoxville, Tenn./Webb School |
| 45 | Ty Bartholomew | LB | 6-1 | 228 | Jr. | Nashville, Tenn./Montgomery Bell Academy |
| 48 | Larry Benton III | TE | 6-4 | 232 | So. | Cypress, Texas/St. Thomas |
| 19 | Blaze Berlowitz | QB | 6-3 | 200 | Jr. | Cushing, Okla./Cushing/New Mexico St. |
| 30 | Trudell Berry | CB | 6-1 | 196 | Sr. | Baytown, Texas/Lee |
| 49 | Simeon Boulware | EDGE | 6-5 | 258 | So. | Dacula, Ga./Dacula |
| 97 | Hayden Bray | DL | 6-4 | 277 | Gr. | Austin, Texas/Westlake/Oklahoma |
| 3 | Tristen Brown | WR | 5-10 | 185 | So. | Houston, Texas/Lamar |
| 35 | Ryder Brownstein | WR | 6-2 | 183 | Fr. | Los Angeles, Calif./Brentwood (Calif.) School |
| 36 | Josiah Broxton | LB | 5-10 | 225 | Fr. | Tallahassee, Fla./Florida State University School |
| 55 | Aaron Bryant | DL | 6-2 | 320 | Jr. | Southaven, Miss./Southaven/Texas |
| 87 | Ty Burd | WR | 6-1 | 165 | Jr. | Nashville, Tenn./Montgomery Bell Academy |
| 29 | Miles Capers | EDGE | 6-4 | 249 | Gr. | Sumter, S.C./Sumter |
| 1 | Dontae Carter | S | 6-1 | 185 | So. | San Antonio, Texas/Byron P. Steele |
| 32 | Mason Carter | EDGE | 6-5 | 243 | So. | Jacksonville, Fla./Baldwin |
| 21 | Davin Chandler | S | 6-0 | 185 | Fr. | Berlin, Md./Stephen Decatur |
| 73 | Charlie Clark | OL | 6-7 | 316 | Gr. | Madison, Wis./Edgewood |
| 82 | Brycen Coleman | TE | 6-5 | 215 | So. | Ocean City, Md./Decatur |
| 22 | Bryce Cowan | LB | 6-4 | 242 | Sr. | Tallahassee, Fla./Amos P. Godby |
| 40 | Jamison Curtis | LB | 6-1 | 229 | So. | Saraland, Ala./Saraland |
| 35 | Payne Daniel | S | 5-11 | 185 | Jr. | Nashville, Tenn./Montgomery Bell Academy |
| 26 | Cayden Daniels | CB | 6-1 | 189 | Fr. | Cordele, Ga./Crisp County |
| 46 | Mustafa Dannett | CB | 6-0 | 175 | Sr. | New London, Conn./New London |
| 17 | Mark Davis | CB | 6-2 | 202 | Gr. | Bradenton, Fla./Braden River/Southern Illinois |
| 47 | Justin Dewers | K | 6-2 | 190 | Fr. | Plano, Texas/Prestonwood Christian |
| 7 | Drew Dickey | QB | 6-1 | 210 | Sr. | Austin, Texas/Regents School |
| 89 | Cameran Dickson | WR | 6-0 | 180 | Fr. | Corpus Christi, Texas/Flour Bluff |
| 86 | Witt Edwards | TE | 6-5 | 210 | So. | Fairfax, Okla./Wagoner |
| 11 | Jack Elliott | QB | 6-0 | 205 | Fr. | Orland Park, Ill./Mount Carmel |
| 33 | Gabe Fields | RB | 6-0 | 217 | Fr. | Saint Joseph, Mo./Central |
| 44 | Gabe Fisher | FB/TE | 6-1 | 250 | Jr. | Nashville, Tenn./Montgomery Bell Academy |
| 57 | Max Fisher | OL | 6-2 | 270 | Jr. | Nashville, Tenn./Montgomery Bell Academy/Trinity (Texas) |
| 17 | Chance Fitzgerald | WR | 6-2 | 205 | Jr. | Nashville, Tenn./Nolensville/Virginia Tech |
| 2 | Randon Fontenette | S | 6-2 | 220 | Jr. | Freeport, Texas/Brazosport/TCU |
| 18 | Jalen Gilbert | S | 6-0 | 208 | Jr. | Round Rock, Texas/Round Rock |
| 13 | Chase Gillespie | RB | 5-10 | 200 | Sr. | Tallahassee, Fla./Amos P. Godby |
| 56 | Gunner Givens | OL | 6-5 | 332 | Jr. | Covington, Va./Lord Botetourt/Virginia Tech |
| 72 | Isaia Glass | OL | 6-4 | 311 | Gr. | San Tan Valley, Ariz./Queen Creek/Arizona St./Oklahoma St. |
| 71 | Ted Gregoire | OL | 6-3 | 335 | Jr. | Roselle, N.J./Hudson Catholic |
| 38 | Nick Haberer | P | 6-5 | 227 | Gr. | Sunshine Coast, Australia/Meridian/Washington St. |
| 31 | Tate Hamby | STAR | 6-2 | 208 | So. | West Monroe, La./Ouachita Christian |
| 46 | Durham Harris | LS | 5-9 | 193 | Gr. | Corpus Christi, Texas/Flour Bluff/Texas St./Washington St. |
| 8 | CJ Heard | S | 5-11 | 210 | So. | Atlanta, Ga./Woodward Academy/Florida Atlantic |
| 55 | Bryce Henderson | OL | 6-8 | 325 | Gr. | North Aurora, Ill./Aurora Christian Schools/South Dakota |
| 4 | Martel Hight | CB | 6-0 | 188 | Jr. | Rome, Ga./Rome |
| 85 | Lebon Hill | WR | 6-5 | 190 | Fr. | Hammond, Ind./Morton |
| 33 | Vanzale Hinton | STAR | 6-0 | 196 | Fr. | Chattanooga, Tenn./Paducah (Ky.) Tilghman |
| 5 | Richie Hoskins | WR | 6-1 | 200 | Gr. | Lake Forest, Ill./Lake Forest/Middlebury |
| 34 | Austin Howard | LB | 6-2 | 245 | Fr. | Barlett, Tenn./Bartlett |
| 1 | Trent Hudson | WR | 6-3 | 187 | Gr. | Killeen, Texas/Shoemaker/New Mexico St./Mississippi St. |
| 58 | Orion Irving | OL | 6-6 | 320 | Jr. | Houston, Texas/Lamar/Sam Houston State |
| 38 | Wils Jackson | WR | 6-5 | 205 | Fr. | Franklin, Tenn./Franklin |
| 93 | Nikhil Jefferson | DL | 6-1 | 330 | Fr. | Tampa, Fla./Berkeley Prep |
| 0 | Marlon Jones | CB | 6-1 | 190 | Gr. | Tacoma, Wash./Curtis/Eastern Washington |
| 28 | Thomas Jones | S | 5-11 | 190 | So. | Smyrna, Tenn./Smyrna |
| 83 | Derek Kee | WR | 6-4 | 210 | Jr. | Trenton, Tenn./Peabody |
| 9 | Keanu Koht | EDGE | 6-4 | 252 | Sr. | Vero Beach, Fla./Vero Beach/Alabama |
| 20 | Prince Kolliie | LB | 6-1 | 240 | Gr. | Jonesborough, Tenn./David Crockett/Notre Dame |
| 27 | Jaylin Lackey | CB | 6-0 | 200 | So. | Atlanta, Ga./South Gwinnett |
| 41 | Jamezell Lassiter | RB | 5-8 | 192 | So. | Providence, R.I./La Salle Academy |
| 23 | Carson Lawrence | S | 6-2 | 204 | Fr. | Chattanooga, Tenn./McCallie School |
| 39 | Brail Lipford | S | 5-9 | 180 | Gr. | Chandler, Ariz./Higley/Rocky Mountain College |
| 11 | Bryan Longwell | LB | 6-1 | 240 | Jr. | Nashville, Tenn./Lipscomb Academy |
| 94 | Bradley Mann | DL | 6-6 | 308 | Sr. | Jacksonville, Fla./The Bolles School |
| 6 | Jordan Matthews | CB | 6-2 | 192 | Jr. | Baton Rouge, La./Woodlawn/Tennessee |
| 70 | Cade McConnell | OL | 6-5 | 323 | Sr. | Choctaw, Okla./Choctaw/Minnesota |

| No. | Name | Pos. | Ht. | Wt. | Yr. | Hometown/High School/Previous School(s) |
|-----|-----------------------|------|------|-----|-----|--|
| 15 | Joseph McVay | WR | 6-1 | 205 | So. | Earle, Ark./Earle |
| 50 | Chase Mitchell | OL | 6-4 | 340 | Gr. | Washington, Pa./Washington/Liberty |
| 10 | Whit Muschamp | QB | 6-1 | 195 | So. | Columbia, S.C./Baylor School (Tenn.) |
| 54 | Mason Nelson | DL | 6-1 | 330 | Gr. | Howell, Mich./Howell/Western Michigan |
| 23 | AJ Newberry | RB | 6-1 | 200 | Jr. | Grand Prairie, Texas/South Grand Prairie |
| 98 | Terry Nwabuisi-Ezeala | DL | 6-2 | 336 | So. | Munich, Germany/Rabun Gap-Nacoochee (Ga.)/Wake Forest |
| 5 | Yilanan Ouattara | DL | 6-7 | 320 | Sr. | Cologne, Germany/Cologne Crocodiles |
| 41 | Stone Owens | LS | 6-0 | 210 | Fr. | Tampa, Fla./Plant |
| 10 | Langston Patterson | LB | 6-1 | 235 | Sr. | Nashville, Tenn./Christ Presbyterian Academy |
| 2 | Diego Pavia | QB | 6-0 | 207 | Gr. | Albuquerque, N.M./Volcano Vista/NMMI/New Mexico St. |
| 79 | Sterling Porcher | OL | 6-4 | 315 | Gr. | Sumter, S.C./Sumter/Iowa Western/Middle Tennessee/Texas Tech |
| 43 | Dominic Rezac | RB | 6-1 | 190 | Sr. | Omaha, Neb./Westside |
| 80 | Claiborne Richards | WR | 5-11 | 186 | Jr. | Nashville, Tenn./Montgomery Bell Academy/Virginia |
| 6 | Tre Richardson | WR | 5-10 | 175 | Jr. | Topeka, Kan./Highland Park/Hutchinson/Washburn |
| 24 | Nick Rinaldi | LB | 6-3 | 240 | Sr. | Dover, Mass./Dover-Sherborn |
| 40 | Mason Rohmiller | K | 6-1 | 175 | Sr. | Fort Mitchell, Ky./St. Xavier (Ohio)/San Diego |
| 49 | Elijah Rooney | TE | 6-5 | 230 | So. | New Smyrna Beach, Fla./New Smyrna Beach |
| 14 | Jailen Ruth | STAR | 6-3 | 225 | Jr. | Hawthorne, Fla./Hawthorne |
| 75 | Misael Sandoval | OL | 6-6 | 325 | Jr. | Chula Vista, Calif./St. Augustine |
| 53 | Glenn Seabrooks III | DL | 6-3 | 349 | So. | Nashville, Tenn./Davidson Academy |
| 7 | Marlen Sewell | S | 6-1 | 205 | Gr. | Birmingham, Ala./Shades Valley |
| 0 | Junior Sherrill | WR | 5-11 | 203 | Jr. | Nashville, Tenn./Lipscomb Academy |
| 77 | David Siegel | OL | 6-6 | 308 | Gr. | New Canaan, Conn./The Hun School (N.J.) |
| 99 | Joshua Singh | DL | 6-0 | 285 | Gr. | Laie, Hawai'i/Orem (Utah)/BYU |
| 16 | Cole Spence | TE | 6-7 | 255 | Gr. | Roswell, Ga./Mount Pisgah Christian |
| 90 | Jake Stanish | DL | 6-3 | 250 | Fr. | Naperville, Ill./Naperville Central |
| 14 | Jérémy St-Hilaire | QB | 6-4 | 220 | So. | Montréal, Canada/McCallie School (Tenn.) |
| 69 | Cooper Starks | OL | 6-5 | 329 | Jr. | Girard, Ill./North Mac |
| 92 | Jaylon Stone | DL | 6-2 | 306 | Gr. | Athens, Ga./Clarke Central/Southeast Missouri |
| 9 | Eli Stowers | TE | 6-4 | 235 | Gr. | Denton, Texas/Denton Guyer/Texas A&M/New Mexico St. |
| 96 | Khordae Sydnor | DL | 6-4 | 272 | Gr. | Harlem, N.Y./Iona Prep/Purdue |
| 88 | Brock Taylor | K | 6-1 | 165 | Jr. | Knoxville, Tenn./Knoxville Catholic |
| 3 | Kolbey Taylor | CB | 6-3 | 190 | Gr. | Ft. Lauderdale, Fla./Pasadena (Texas) Memorial/Wyoming |
| 37 | Jack Wanzung | CB | 6-0 | 184 | Fr. | Chicago, Ill./St. Ignatius |
| 79 | Conor Weasler | P | 6-0 | 187 | Jr. | Kentfield, Calif./Redwood |
| 78 | Keegan Wechsler | OL | 6-2 | 295 | Jr. | Frisco, Texas/Legacy Christan Academy |
| 52 | Kevo Wesley | OL | 6-4 | 317 | Gr. | Chicago, Ill./Curie |
| 53 | Jordan White | OL | 6-2 | 309 | Gr. | Largo, Md./DeMatha/West Virginia/Liberty |
| 62 | CJ Williams | OL | 6-6 | 331 | So. | Amityville, N.Y./Deerfield Academy (Mass.) |
| 15 | Zaylin Wood | DL | 6-0 | 280 | Gr. | Bowdon, Ga./Heard County/Middle Tennessee |
| 22 | Makhilyn Young | RB | 5-10 | 210 | Jr. | Midland, Texas/Midland Legacy/New Mexico State |
| 95 | Linus Zunk | DL | 6-6 | 270 | Sr. | Berlin, Germany/Rabun Gap-Nacoochee (Ga.) |





0 MARLON JONES

CB • 6-1 • 190 • Gr.

| | GP-GS | Tackles | TFL | Sack | FF | PD | INT | TD |
|--------|-------|---------|-----|------|----|----|-----|----|
| 2024 | | | | | | | | |
| CAREER | 42-29 | 159 | 7 | 1 | 1 | 14 | 9 | 2 |

- Competed at Eastern Washington from 2019-23
- First-team All-Big Sky selection in 2023, starting all 11 games with 35 tackles

TOP GAMES

Tackles
Sacks
Interceptions

2024

Career

9 vs. Weber St. 2021
1 vs. NAU 2023
1 nine times



0 JUNIOR SHERRILL

WR • 5-11 • 203 • Jr. • sher-UHL

| | GP-GS | REC | Yds | TD | Long | Rec/G | YPC | Yds/G |
|--------|-------|-----|-----|----|------|-------|------|-------|
| 2024 | 13-12 | 29 | 411 | 3 | 43 | 2.2 | 14.2 | 31.6 |
| CAREER | 25-13 | 49 | 704 | 6 | 52 | 1.0 | 14.4 | 28.2 |

- Played in all 25 games during career
- Returned the opening kickoff 100 yards for a touchdown against Tennessee
- Finished 2024 third on the team in receiving yards
- Made a career-best five receptions against Texas

TOP GAMES

Receiving Yards
Receiving TDs
Longest Rec.
Rushing Yards

2024

Career

62 vs. Texas
1 three times
43 vs. Ball State
8 vs. Alabama
64 vs. Florida 2023
1 six times
52 vs. Florida 2023
20 vs. Ala. A&M 2023



1 DONTAE CARTER

S • 6-1 • 185 • So.

| | GP-GS | Tackles | TFL | Sack | FF | PD | INT | TD |
|--------|-------|---------|-----|------|----|----|-----|----|
| 2024 | 13-0 | 11 | 0 | 0 | 0 | 2 | 0 | 0 |
| CAREER | 13-0 | 11 | 0 | 0 | 0 | 2 | 0 | 0 |

- Made 11 tackles while appearing in all 13 games
- Had a pair of tackles in Birmingham Bowl win
- One of the highest-rated recruits in school history
- Four-star prospect per On3 and 247Sports

TOP GAMES

Tackles
Interceptions
Passes Defended

2024

Career

2 twice
1 twice
2 twice



1 TRENT HUDSON

WR • 6-3 • 187 • Gr.

| | GP-GS | REC | Yds | TD | Long | Rec/G | YPC | Yds/G |
|--------|-------|-----|-----|----|------|-------|------|-------|
| 2024 | 4-0 | 0 | 0 | 0 | 0 | 0 | 0 | 0 |
| CAREER | 18-2 | 36 | 571 | 10 | 78 | 2.0 | 15.9 | 31.7 |

- Played four games at Mississippi State in 2024
- Appeared in 14 games at New Mexico State during the 2023 campaign
- Caught 36 passes for 551 yards, scoring 10 touchdowns while helping the Aggies to a 10-win season

TOP GAMES

Receiving Yards
Receiving TDs
Longest Rec.

2024

Career

122 vs. SHSU 2023
2 three times
78 vs. SHSU 2023



2 RANDON FONTENETTE

S • 6-2 • 220 • Jr. • RAN-din FAHN-tin-ette

| | GP-GS | Tackles | TFL | Sack | FF | PD | INT | TD |
|--------|-------|---------|-----|------|----|----|-----|----|
| 2024 | 12-11 | 73 | 8 | 3.5 | 0 | 9 | 1 | 1 |
| CAREER | 24-11 | 89 | 8 | 3.5 | 0 | 9 | 1 | 1 |

- Finished third on the team with 73 tackles and tied for team lead in TFLs (eight)
- Made 2.5 TFLs in bowl-clinching win at Auburn
- Led team with seven tackles in win at Kentucky
- First career interception came in win over No. 1 Alabama

TOP GAMES

Tackles
Sacks
Interceptions

2024

Career

10 vs. LSU
1.5 vs. Texas
1 vs. Alabama
10 vs. LSU 2024
1.5 vs. Texas 2024
1 vs. Alabama 2024



2 DIEGO PAVIA

QB • 6-0 • 207 • Gr. • PAH-vee-uh

| | GP-GS | C-A-I | YDS | TD | Rush | Yds | TD |
|--------|-------|------------|------|----|------|------|----|
| 2024 | 13-13 | 177-298-4 | 2293 | 20 | 192 | 801 | 8 |
| CAREER | 40-36 | 499-854-19 | 6716 | 59 | 461 | 2232 | 21 |

- 2024 SEC Newcomer of the Year
- Semifinalist for Davey O'Brien and Maxwell Awards
- Set Vanderbilt record for rushing yards by a QB (801), leading Power 4 QBs and fourth among non-service academy QBs in FBS

TOP GAMES

Rushing Yards
Longest Rush
Rushing TDs
Passing Yards
Longest Pass
Passing TDs

2024

Career

104 vs. Virginia Tech
36 twice
2 vs. Georgia Tech
275 vs. Ball State
65 vs. Mizzou
3 vs. Georgia Tech
129 vs. SHSU 2023
48 vs. UMass 2022
3 vs. Liberty 2022
323 vs. Valpo 2022
80 vs. Western Ill. 2023
4 vs. Valpo 2022



3 TRISTEN BROWN

WR • 5-10 • 185 • So.

| | GP-GS | REC | Yds | TD | Long | Rec/G | YPC | Yds/G |
|--------|-------|-----|-----|----|------|-------|-----|-------|
| 2024 | 10-0 | 3 | 27 | 0 | 11 | 0.3 | 9 | 2.7 |
| CAREER | 10-0 | 3 | 27 | 0 | 11 | 0.3 | 9 | 2.7 |

- Played in 10 games during true freshman season
- Made three catches in win over Alcorn State
- Unanimous three-star prospect
- Caught 98 passes for 2,275 yards and 28 touchdowns during prep career
- Averaged 42.6 yards on kickoff returns as a junior

TOP GAMES

Receiving Yards
Receiving TDs
Longest Rec.

2024

Career

27 vs. Alcorn St.
11 vs. Alcorn St.
27 vs. Alcorn St. 2024
11 vs. Alcorn St. 2024



3 KOLBEY TAYLOR

CB • 6-3 • 190 • Gr.

| | GP-GS | Tackles | TFL | Sack | FF | PD | INT | TD |
|--------|-------|---------|-----|------|----|----|-----|----|
| 2024 | 11-6 | 23 | 1 | 0 | 0 | 0 | 0 | 0 |
| CAREER | 30-15 | 55 | 1 | 0 | 0 | 7 | 0 | 0 |

- Played in 11 games with six starts during first season at Vandy
- Had at least one tackle in nine of 11 games
- Made first career tackle for loss against South Carolina

TOP GAMES

Tackles
Passes Defended

2024

Career

7 vs. Georgia State
7 vs. Georgia St. 2024



4 MARTEL HIGHT

CB/WR • 6-0 • 188 • Jr. • hite (like height)

| | GP-GS | Tackles | TFL | Sack | FF | PD | INT | TD |
|--------|-------|---------|-----|------|----|----|-----|----|
| 2024 | 13-13 | 33 | 2 | 0 | 1 | 6 | 2 | 0 |
| CAREER | 24-19 | 71 | 2 | 0 | 1 | 8 | 3 | 1 |

- Second-team All-SEC return specialist (coaches)
- Honorable mention All-American punt returner (Phil Steele)
- Jet Award semifinalist for nation's top returner
- Became first Commodore since 2012 to return a punt for a touchdown vs. Alcorn State

TOP GAMES

Tackles
Interceptions

2024

Career

7 vs. Mizzou
1 twice
7 twice
1 three times



5 RICHIE HOSKINS

WR • 6-1 • 200 • Gr.

| | GP-GS | REC | Yds | TD | Long | Rec/G | YPC | Yds/G |
|--------|-------|-----|-----|----|------|-------|------|-------|
| 2024 | 13-3 | 11 | 131 | 2 | 31 | 0.8 | 11.9 | 10.1 |
| CAREER | 31-5 | 17 | 214 | 4 | 31 | 0.5 | 12.6 | 6.9 |

- 2024 CSC Academic All-District
- Burlsworth Trophy Watch List
- Wuerffel Trophy & AFCA Good Works Team Nominee
- Burlsworth Trophy Walk-On of the Week after making three catches for 44 yards and a TD in win at Kentucky

TOP GAMES

Receiving Yards
Receiving TDs
Longest Rec.

2024

Career

44 vs. Kentucky
1 twice
31 vs. Tennessee
48 vs. Florida 2023
1 four times
31 vs. Tennessee 2024



5 YILANAN "ISSA" QUATTARA

DL • 6-7 • 320 • Sr. • E-lan-in (E-sah) WAH-tah-rah

| | GP-GS | Tackles | TFL | Sack | FF | PD | INT | TD |
|--------|-------|---------|-----|------|----|----|-----|----|
| 2024 | 13-10 | 31 | 5 | 2 | 0 | 2 | 0 | 0 |
| CAREER | 32-16 | 46 | 6.5 | 2.5 | 0 | 4 | 0 | 0 |

- Played in all 13 games as a junior with 10 starts
- Recorded at least one tackle in every game of 2024
- Recovered a fumble, the first of career, in win over No. 1 Alabama
- Native of Germany played for the club American football Cologne Crocodiles

TOP GAMES

Tackles
Sacks

2024

Career

5 vs. LSU
1 twice
5 vs. LSU 2024
1 twice



6 JORDAN MATTHEWS

CB • 6-2 • 192 • Jr.

| | GP-GS | Tackles | TFL | Sack | FF | PD | INT | TD |
|--------|-------|---------|-----|------|----|----|-----|----|
| 2024 | 12-0 | 3 | 0 | 0 | 0 | 2 | 0 | 0 |
| CAREER | 17-0 | 4 | 0 | 0 | 0 | 2 | 0 | 0 |

- Played two seasons at Tennessee (2023-24)
- Saw the field in all 12 regular season games in 2024, making three tackles
- Made a pair of tackles against Kent State
- On the field for 95 special teams plays on the season

TOP GAMES

Tackles

2024

Career

2 vs. Kent St.
2 vs. Kent St. 2024





6 TRE RICHARDSON

WR • 5-10 • 175 • Jr.

| | GP-GS | REC | Yds | TD | Long | Rec/G | YPC | Yds/G |
|--------|-------|-----|-----|----|------|-------|------|-------|
| 2024 | 11-0 | 52 | 981 | 11 | 87 | 4.7 | 18.9 | 89.2 |
| CAREER | 11-0 | 52 | 981 | 11 | 87 | 4.7 | 18.9 | 89.2 |

- Was a sophomore at Washburn (Kan.) during the 2024 season
- Unanimous first-team all-MIAA selection at WR
- Second in the conference and among the top 10 nationally with 146.5 all-purpose yards

TOP GAMES

Receptions
Receiving Yards
Receiving TDs

2024

11 vs. Mo. Southern St.
229 at Central Mo.
2 three times

Career



7 DREW DICKEY

QB • 6-1 • 210 • Sr.

| | GP-GS | C-A-I | YDS | TD | Rush | Yds | TD |
|--------|-------|-------|-----|----|------|-----|----|
| 2024 | | | | | | | |
| CAREER | 1-0 | 0-0-0 | 0 | 0 | 0 | 0 | 0 |

- Made collegiate debut as a sophomore in win over Alabama A&M, seeing the field for two plays
- Two-time SEC Academic Honor Roll selection
- Led high school to undefeated season and state title in 2020

TOP GAMES

2024

Career



7 MARLEN SEWELL

S • 6-1 • 205 • Gr.

| | GP-GS | Tackles | TFL | Sack | FF | PD | INT | TD |
|--------|-------|---------|-----|------|----|----|-----|----|
| 2024 | 13-1 | 20 | 0 | 0 | 0 | 1 | 0 | 0 |
| CAREER | 32-2 | 50 | 1 | 0 | 1 | 1 | 0 | 0 |

- Appeared in 25 straight games at the conclusion of the 2024 season
- Made a season-best five tackles and added a break-up at Missouri
- Two-time SEC Academic Honor Roll selection

TOP GAMES

Tackles
Forced Fumbles

2024

5 vs. Mizzou

Career

9 vs. Kentucky 2023
1 vs. Georgia 2021



8 CJ HEARD

S • 5-11 • 210 • So.

| | GP-GS | Tackles | TFL | Sack | FF | PD | INT | TD |
|--------|-------|---------|-----|------|----|----|-----|----|
| 2024 | 12-9 | 82 | 0.5 | 0 | 1 | 1 | 0 | 0 |
| CAREER | 12-9 | 82 | 0.5 | 0 | 1 | 1 | 0 | 0 |

- Competed at Florida Atlantic as a Fr. in 2024
- Named third-team All-AAC
- Led Owls with 82 total tackles
- Added two fumble recoveries, a forced fumble, a pass break-up and half of a tackle for loss

TOP GAMES

Tackles

2024

13 vs. South Fla.

Career

13 vs. South Fla. 2024



9 KEANU KOHT

EDGE • 6-4 • 252 • Sr. • key-AHN-ooH COOT

| | GP-GS | Tackles | TFL | Sack | FF | PD | INT | TD |
|--------|-------|---------|-----|------|----|----|-----|----|
| 2024 | 7-0 | 5 | 0.5 | 0.5 | 0 | 0 | 0 | 0 |
| CAREER | 11-0 | 9 | 2.0 | 0.5 | 0 | 0 | 0 | 0 |

- Competed at Alabama from 2021-24
- Made five tackles and assisted on a sack in 2024
- Recorded a tackle in Alabama's loss at Vanderbilt
- Recovered a fumble against South Carolina

TOP GAMES

Tackles
Sacks

2024

3 at Wisconsin
0.5 at Georgia

Career

3 at Wisconsin 2024
0.5 at Georgia 2025



9 ELI STOWERS

TE • 6-4 • 235 • Gr. • STOW-ers (rhymes with hours)

| | GP-GS | REC | Yds | TD | Long | Rec/G | YPC | Yds/G |
|--------|-------|-----|------|----|------|-------|------|-------|
| 2024 | 13-5 | 49 | 638 | 5 | 41 | 3.8 | 13.0 | 49.1 |
| CAREER | 33-8 | 84 | 1004 | 7 | 41 | 2.5 | 12.0 | 30.4 |

- Third-team All-American (Phil Steele)
- First-team All-SEC (coaches); Vanderbilt's first offensive player to make league's first team since 2013
- Second-team All-SEC (AP)
- Mackey Award Semifinalist
- Biletnikoff Watch List

TOP GAMES

Receptions
Receiving Yards
Receiving TDs
Long Reception
Passing TDs

2024

9 at Georgia St.
130 vs. Ball St.
1 five times
41 twice
1 vs. Alcorn St.

Career

9 at Georgia St. 2024
130 vs. Ball St. 2024
1 seven times
41 twice
1 twice



10 WHIT MUSCHAMP

QB • 6-1 • 195 • So.

| | GP-GS | C-A-I | YDS | TD | Rush | Yds | TD |
|--------|-------|-------|-----|----|------|-----|----|
| 2024 | | | | | | | |
| CAREER | | | | | | | |

- Unanimous three-star prospect and top-25 signee in Tennessee
- Led Baylor School (Chattanooga) to state title game, throwing for 3,187 yards and 31 touchdowns
- Lost to fellow Vanderbilt signee Jérémy St-Hilaire in the state championship game

TOP GAMES

2024

Career



10 LANGSTON PATTERSON

LB • 6-1 • 235 • Sr.

| | GP-GS | Tackles | TFL | Sack | FF | PD | INT | TD |
|--------|-------|---------|-----|------|----|----|-----|----|
| 2024 | 11-11 | 78 | 5 | 0 | 0 | 2 | 0 | 0 |
| CAREER | 34-11 | 157 | 13 | 1 | 1 | 3 | 1 | 0 |

- 2024 CSC Academic All-District
- Second on the team with 78 tackles
- Made 13 tackles in consecutive games against LSU and Tennessee
- Has played in 34 of 37 games during three seasons, starting 11 contests in 2024

TOP GAMES

Tackles
Tackles for Loss
Sacks
Interceptions

2024

13 twice
2.5 vs. Georgia Tech

Career

13 twice
3 vs. Ole Miss 2023
1 vs. Ole Miss 2023
1 vs. Ole Miss 2023



11 JACK ELLIOTT

QB • 6-0 • 205 • Fr.

| | GP-GS | C-A-I | YDS | TD | Rush | Yds | TD |
|--------|-------|-------|-----|----|------|-----|----|
| 2024 | | | | | | | |
| CAREER | | | | | | | |

- Unanimous three-star prospect
- Rated a top-50 player in Illinois by all four services
- No. 19 QB in the signing class per Rivals
- Led Mount Carmel to the Illinois Class 7A state championship as a senior

TOP GAMES

2024

Career



11 BRYAN LONGWELL

LB • 6-1 • 240 • Jr.

| | GP-GS | Tackles | TFL | Sack | FF | PD | INT | TD |
|--------|-------|---------|-----|------|----|----|-----|----|
| 2024 | 13-13 | 89 | 7.5 | 1.5 | 0 | 5 | 1 | 0 |
| CAREER | 25-15 | 125 | 8 | 1.5 | 0 | 5 | 1 | 0 |

- Played in all 25 career games, starting 15
- Led the team in tackles in 2024 (89)
- 24 straight games with at least one tackle
- Lott IMPACT Player of the Week after making eight tackles in win over No. 1 Alabama

TOP GAMES

Tackles
Sacks
Interceptions

2024

12 at Mizzou
1 at Mizzou
1 at Georgia St.

Career

12 at Mizzou 2024
1 at Mizzou 2024
1 at Georgia St. 2024



13 CHASE GILLESPIE

RB • 5-10 • 200 • Sr.

| | GP-GS | Rush | Yds | TD | Long | Att/G | Yds/G |
|--------|-------|------|-----|----|------|-------|-------|
| 2024 | 11-0 | 15 | 51 | 0 | 7 | 1.4 | 4.6 |
| CAREER | 27-0 | 64 | 231 | 0 | 37 | 2.4 | 8.6 |

- Played in 11 games in 2024
- Had only reception of the season in bowl-clinching win at Auburn
- Played in all but two games over the last two seasons after seeing the field in four contests as a freshman

TOP GAMES

Rushing Yards
Longest Rush
Reception Yards
Longest Rec.

2024

19 vs. Ball State
7 vs. Ball State
6 at Auburn
6 at Auburn

Career

63 at Hawai'i 2022
37 at Hawai'i 2022
17 vs. Hawai'i 2023
13 vs. Hawai'i 2023



14 JAILEN RUTH

STAR • 6-3 • 225 • Jr. • JAY-lin

| | GP-GS | Tackles | TFL | Sack | FF | PD | INT | TD |
|--------|-------|---------|-----|------|----|----|-----|----|
| 2024 | 13-0 | 6 | 0 | 0 | 0 | 0 | 0 | 0 |
| CAREER | 17-0 | 6 | 0 | 0 | 0 | 0 | 0 | 0 |

- Played in all 13 games in 2024, making six tackles
- Had first-career multi-tackle game in win over Alcorn State
- Three-star prospect out of high school, helped team to three straight state championship games
- Also played basketball and ran track

TOP GAMES

Tackles

2024

2 vs. Alcorn St.

Career

2 vs. Alcorn St. 2024





14 JÉRÉMY ST-HILAIRE

QB • 6-4 • 220 • So. • saint hill-AIR

| | GP-GS | C-A-I | YDS | TD | Rush | Yds | TD |
|--------|-------|-------|-----|----|------|-----|----|
| 2024 | | | | | | | |
| CAREER | | | | | | | |

- Unanimous top-50 quarterback in signing class
- Threw for 2,678 yards and 25 touchdowns as a senior
- Named MVP of the BlueCross Bowl after leading team to a win in the state championship game over fellow Vanderbilt signee Whit Muschamp
- Born in Montreal and enjoys snowboarding

TOP GAMES

2024

Career



15 JOSEPH McVAY

WR • 6-1 • 205 • So.

| | GP-GS | REC | Yds | TD | Long | Rec/G | YPC | Yds/G |
|--------|-------|-----|-----|----|------|-------|-----|-------|
| 2024 | 5-0 | 1 | 65 | 1 | 65 | 0.2 | 65 | 13.0 |
| CAREER | 5-0 | 1 | 65 | 1 | 65 | 0.2 | 65 | 13.0 |

- Played in four regular season games and the Birmingham Bowl
- Caught a 65-yard pass in collegiate debut at Missouri for his first career touchdown and reception
- Four-star prospect per 247Sports
- Unanimously ranked one of the top-100 receivers

TOP GAMES

Receiving Yards
Receiving TDs
Longest Rec.

2024

Career



15 ZAYLIN WOOD

DL • 6-0 • 280 • Gr.

| | GP-GS | Tackles | TFL | Sack | FF | PD | INT | TD |
|--------|-------|---------|-----|------|----|----|-----|----|
| 2024 | 3-3 | 7 | 1 | 1 | 0 | 0 | 0 | 0 |
| CAREER | 52-34 | 102 | 19 | 11 | 1 | 7 | 2 | 1 |

- Started the first three games before injury caused him to miss the duration of the season
- Made seven tackles and a sack in season-opening win against Virginia Tech
- Competed at Middle Tennessee from 2019-23
- Team captain in 2023 at MTSU

TOP GAMES

Tackles
Sacks
Interceptions

2024

Career



16 COLE SPENCE

TE • 6-7 • 255 • Gr.

| | GP-GS | REC | Yds | TD | Long | Rec/G | YPC | Yds/G |
|--------|-------|-----|-----|----|------|-------|------|-------|
| 2024 | 12-11 | 10 | 101 | 2 | 17 | 0.8 | 10.1 | 8.4 |
| CAREER | 17-11 | 10 | 101 | 2 | 17 | 0.6 | 10.1 | 5.9 |

- CSC Academic All-District
- Caught first career TD pass from fellow tight end Eli Stowers in win over Alcorn State
- Had three catches for 17 yards and a TD in Birmingham Bowl win
- Missed the 2023 season after injury in fall camp

TOP GAMES

Receptions
Receiving TDs
Long Reception
Receiving Yards

2024

Career



17 MARK DAVIS

CB • 6-2 • 202 • Gr.

| | GP-GS | Tackles | TFL | Sack | FF | PD | INT | TD |
|--------|-------|---------|-----|------|----|----|-----|----|
| 2024 | 0-0 | 0 | 0 | 0 | 0 | 0 | 0 | 0 |
| CAREER | 39-14 | 59 | 1.5 | 0 | 0 | 15 | 3 | 0 |

- Missed the 2024 season due to injury
- Played two seasons at Southern Illinois and three at Buffalo
- Honorable mention All-Missouri Valley in 2023 with a team-best three interceptions
- Recorded 45 tackles over two years with the Salukis

TOP GAMES

Tackles
Interceptions

2024

Career



17 CHANCE FITZGERALD

WR • 6-2 • 205 • Jr.

| | GP-GS | REC | Yds | TD | Long | Rec/G | YPC | Yds/G |
|--------|-------|-----|-----|----|------|-------|-----|-------|
| 2024 | 11-0 | 0 | 0 | 0 | 0 | -- | -- | -- |
| CAREER | 12-0 | 0 | 0 | 0 | 0 | -- | -- | -- |

- Rated a three-star transfer prospect by 247Sports
- Spent first two seasons at Virginia Tech
- Played in 11 games in 2024, primarily on special teams

TOP GAMES

2024

Career



18 BOSKI BARRETT

WR • 5-11 • 182 • So. • Bo-ski

| | GP-GS | REC | Yds | TD | Long | Rec/G | YPC | Yds/G |
|--------|-------|-----|-----|----|------|-------|-----|-------|
| 2024 | 1-0 | 0 | 0 | 0 | 0 | -- | -- | -- |
| CAREER | 1-0 | 0 | 0 | 0 | 0 | -- | -- | -- |

- Made collegiate debut in Birmingham Bowl win
- Unanimous three-star prospect
- Rated among the top-100 receivers in the class by ESPN, 247 and On3
- Finalist for Tennessee Mr. Football (Division II, Class AA)

TOP GAMES

2024

Career



18 JALEN GILBERT

S • 6-0 • 208 • Jr.

| | GP-GS | Tackles | TFL | Sack | FF | PD | INT | TD |
|--------|-------|---------|-----|------|----|----|-----|----|
| 2024 | 13-0 | 1 | 0 | 0 | 0 | 0 | 0 | 0 |
| CAREER | 15-0 | 1 | 0 | 0 | 0 | 0 | 0 | 0 |

- Played in all 13 games as a sophomore
- Made first-career tackle in win over Alcorn State
- Saw the field in just two games as a true freshman in 2023
- SEC First-Year Academic Honor Roll
- Was one of the top 100 players in Texas per On3

TOP GAMES

Tackles

2024

Career



19 BLAZE BERLOWITZ

QB • 6-3 • 200 • Jr. • BER-low-itz

| | GP-GS | C-A-I | YDS | TD | Rush | Yds | TD |
|--------|-------|---------|-----|----|------|-----|----|
| 2024 | | | | | | | |
| CAREER | 1-0 | 10-19-1 | 134 | 1 | 4 | 36 | 0 |

- Enrolled at Vandy in January 2024 after spending freshman year at New Mexico State
- Played in one game for the Aggies, coming in relief during the 2023 CUSA Championship game against Liberty
- Went 10-for-19 for 134 yards and a touchdown

TOP GAMES

Rushing Yards
Longest Rush
Passing Yards
Longest Pass
Passing TDs

2024

Career



20 PRINCE KOLLIE

LB • 6-1 • 240 • Gr.

| | GP-GS | Tackles | TFL | Sack | FF | PD | INT | TD |
|--------|-------|---------|-----|------|----|----|-----|----|
| 2024 | 13-0 | 19 | 1 | 1 | 0 | 1 | 0 | 0 |
| CAREER | 36-0 | 52 | 3.5 | 2.5 | 0 | 1 | 0 | 0 |

- Played in all 13 games in 2024, making 19 tackles with a sack
- Made a Vanderbilt-high five tackles against Alcorn State
- Had at least one tackle in four of the last five games of the season

TOP GAMES

Tackles
Sacks

2024

Career



21 DAVIN CHANDLER

S • 6-0 • 185 • Fr. • DAY-vin

| | GP-GS | Tackles | TFL | Sack | FF | PD | INT | TD |
|--------|-------|---------|-----|------|----|----|-----|----|
| 2024 | | | | | | | | |
| CAREER | | | | | | | | |

- Consensus three-star prospect by 247Sports, On3, Rivals and ESPN
- Rated among the top-20 players in Maryland by On3 and 247Sports
- Ranked a top-50 safety in the signing class by 247Sports and On3

TOP GAMES

2024

Career



22 BRYCE COWAN

LB • 6-4 • 242 • Sr.

| | GP-GS | Tackles | TFL | Sack | FF | PD | INT | TD |
|--------|-------|---------|-----|------|----|----|-----|----|
| 2024 | 13-1 | 16 | 0.5 | 0 | 0 | 2 | 0 | 0 |
| CAREER | 25-1 | 31 | 3 | 0 | 0 | 4 | 1 | 1 |

- Played in all 25 games over the last two seasons
- Made first career start against Ball State, making four tackles
- Had a career-best four tackles while adding a break-up at LSU

TOP GAMES

Tackles
Interceptions

2024

Career





22 MAKHILYN YOUNG

RB • 5-10 • 210 • Jr. • mah-KY-lin or M.K.

| | GP-GS | Rush | Yds | TD | Long | Att/G | Yds/G |
|--------|-------|------|-----|----|------|-------|-------|
| 2024 | | | | | | | |
| CAREER | 14-0 | 32 | 201 | 3 | 31 | 2.2 | 14.4 |

- Spent two seasons at New Mexico State (2022-23)
- Played in 11 games for the Aggies his last season
- Ran 28 times for 191 yards and two touchdowns

TOP GAMES

Rushing Yards
Rushing TDs
Receptions

2024

Career

52 at Auburn 2023
1 three times
1 at Auburn 2023



23 CARSON LAWRENCE

S • 6-2 • 204 • Fr.

| | GP-GS | Tackles | TFL | Sack | FF | PD | INT | TD |
|--------|-------|---------|-----|------|----|----|-----|----|
| 2024 | | | | | | | | |
| CAREER | | | | | | | | |

- Rated a four-star prospect by 247Sports, On3 and Rivals
- Invited to the U.S. Army Bowl
- Rated as a four-star recruit in the 247Sports Composite and On3 Industry Ranking
- Top-20 safety in class by 247Sports & Rivals

TOP GAMES

2024

Career



23 AJ NEWBERRY

RB • 6-1 • 200 • Jr.

| | GP-GS | Rush | Yds | TD | Long | Att/G | Yds/G |
|--------|-------|------|-----|----|------|-------|-------|
| 2024 | 11-1 | 41 | 185 | 3 | 20 | 3.7 | 16.8 |
| CAREER | 15-1 | 61 | 281 | 3 | 29 | 4.1 | 18.7 |

- Had at least one carry in all 11 games played in 2024, making first career start at Missouri
- Ran for a touchdown in three-straight games against Alcorn State, Georgia State and Missouri

TOP GAMES

Rushing Yards
Longest Rush
Rushing TDs

2024

Career

54 vs. Alcorn St.
20 vs. Alcorn St.
1 three times
54 vs. Alcorn St. 2024
29 vs. Auburn 2023
1 three times



24 NICK RINALDI

LB • 6-3 • 240 • Sr. • ruh-NAL-dee

| | GP-GS | Tackles | TFL | Sack | FF | PD | INT | TD |
|--------|-------|---------|-----|------|----|----|-----|----|
| 2024 | 13-2 | 52 | 6 | 6 | 0 | 0 | 0 | 0 |
| CAREER | 29-2 | 76 | 7 | 6 | 0 | 1 | 1 | 0 |

- Played in 25-straight games and made first career start in win at Kentucky
- Made a pair of sacks with career-best 10 tackles in Birmingham Bowl
- Four-straight games with a sack in the middle of 2024 (Alabama, Kentucky, Ball State and Texas)

TOP GAMES

Tackles
Interceptions
Sacks

2024

Career

10 vs. Georgia Tech
2 vs. Georgia Tech
10 vs. GT 2024
1 vs. UNLV 2023
2 vs. GT 2024



26 CAYDEN DANIELS

CB • 6-1 • 189 • Fr.

| | GP-GS | Tackles | TFL | Sack | FF | PD | INT | TD |
|--------|-------|---------|-----|------|----|----|-----|----|
| 2024 | | | | | | | | |
| CAREER | | | | | | | | |

- Unanimous three-star prospect by 247Sports, On3, Rivals and ESPN
- Rated the No. 46 cornerback in the signing class and No. 59 player in Georgia by Rivals
- Recorded 40 tackles and two interceptions for Crisp County as a senior

TOP GAMES

2024

Career



27 JAYLIN LACKEY

CB • 6-0 • 200 • So.

| | GP-GS | Tackles | TFL | Sack | FF | PD | INT | TD |
|--------|-------|---------|-----|------|----|----|-----|----|
| 2024 | 13-5 | 14 | 0 | 00 | 0 | 2 | 0 | 0 |
| CAREER | 13-5 | 14 | 0 | 00 | 0 | 2 | 0 | 0 |

- Played in all 13 games with five starts as a true freshman
- Made three tackles each in consecutive games against Texas and Auburn
- Made first collegiate start against Texas and started the final five games of the regular season

TOP GAMES

Tackles

2024

Career

3 twice
3 twice



28 SEDRICK ALEXANDER

RB • 5-9 • 207 • Jr.

| | GP-GS | Rush | Yds | TD | Long | Att/G | Yds/G |
|--------|-------|------|-----|----|------|-------|-------|
| 2024 | 13-13 | 164 | 586 | 6 | 31 | 12.6 | 45.1 |
| CAREER | 25-19 | 260 | 957 | 10 | 31 | 10.4 | 38.3 |

- Started all 13 games in 2024 and was second on the team to Diego Pavia in both rushing yards and rushing touchdowns
- Ran for a pair of scores in win over No. 1 Alabama, earning honorable mention accolades from Earl Campbell Tyler Rose Award

TOP GAMES

Rushing Yards
Rushing TDs
Longest Rush
Receiving Yards
Longest Rec.

2024

Career

69 vs. Virginia Tech
2 vs. Alabama
31 at Mizzou
38 vs. Ball State
38 vs. Ball State
87 vs. Ala. A&M 2023
2 twice
31 at Mizzou 2024
65 at Mizzou 2023
38 vs. Ball State 2024



28 THOMAS JONES

S • 5-11 • 190 • So.

| | GP-GS | Tackles | TFL | Sack | FF | PD | INT | TD |
|--------|-------|---------|-----|------|----|----|-----|----|
| 2024 | | | | | | | | |
| CAREER | | | | | | | | |

- Chosen to 2023 TACA Tennessee East vs. West All-Star Classic
- Named Region 5-6A Co-MVP as a senior
- Led high school team in touchdowns as a senior, interceptions as a junior and solo tackles as a sophomore

TOP GAMES

2024

Career



29 MILES CAPERS

EDGE • 6-4 • 249 • Gr.

| | GP-GS | Tackles | TFL | Sack | FF | PD | INT | TD |
|--------|-------|---------|------|------|----|----|-----|----|
| 2024 | 12-12 | 46 | 8 | 3 | 3 | 4 | 1 | 0 |
| CAREER | 28-14 | 78 | 11.5 | 4 | 3 | 4 | 1 | 0 |

- Started all but one game in 2024 with 46 tackles, eight TFLs and three sacks
- Tied for the team lead in tackles for loss
- SEC Defensive Lineman of the Week on Oct. 7 after recording a sack and forced fumble in win over No. 1 Alabama

TOP GAMES

Tackles
Sacks
Forced Fumble
Interception

2024

Career

7 three times
1 three times
1 three times
1 vs. Texas
7 three times
1 four times
1 three times
1 vs. Texas 2024



30 TRUDELL BERRY

CB • 6-1 • 196 • Sr.

| | GP-GS | Tackles | TFL | Sack | FF | PD | INT | TD |
|--------|-------|---------|-----|------|----|----|-----|----|
| 2024 | 11-0 | 7 | 1 | 0 | 1 | 2 | 0 | 0 |
| CAREER | 24-7 | 29 | 2 | 0 | 1 | 6 | 0 | 0 |

- Played in 11 games
- Had a tackle for loss and forced fumble in win at Kentucky
- Made a pair of tackles in Birmingham Bowl win
- Made a career-best nine tackles at UNLV in 2023

TOP GAMES

Tackles
Forced Fumble

2024

Career

2 vs. Georgia Tech
1 at Kentucky
9 vs. UNLV 2023
1 at Kentucky 2024



31 TATE HAMBY

STAR • 6-2 • 208 • So.

| | GP-GS | Tackles | TFL | Sack | FF | PD | INT | TD |
|--------|-------|---------|-----|------|----|----|-----|----|
| 2024 | | | | | | | | |
| CAREER | | | | | | | | |

- Top-25 recruit out of Louisiana by On3, 247 and ESPN
- Played safety and wide receiver in high school
- Earned MaxPreps Player of the Game 12 times during prep career
- Won state championships in football, basketball and track (long jump)

TOP GAMES

2024

Career



32 MASON CARTER

EDGE • 6-5 • 243 • So.

| | GP-GS | Tackles | TFL | Sack | FF | PD | INT | TD |
|--------|-------|---------|-----|------|----|----|-----|----|
| 2024 | | | | | | | | |
| CAREER | | | | | | | | |

- Enrolled at Vandy in January 2024
- Three-star recruit made 123 tackles and 10 sacks during prep career
- Helped high school to regional semifinals as a junior
- Also played basketball and ran track

TOP GAMES

2024

Career





33 GABE FIELDS

RB • 6-0 • 217 • Fr.

| | GP-GS | Rush | Yds | TD | Long | Att/G | Yds/G |
|--------|-------|------|-----|----|------|-------|-------|
| 2024 | | | | | | | |
| CAREER | | | | | | | |

- Unanimous three-star prospect
- Rated a top-25 prospect in Missouri
- Ranked as the No. 88 running back in the class by ESPN
- Recorded 1,295 yards on 171 carries with 16 touchdowns during senior season

TOP GAMES

2024

Career



33 VANZALE HINTON

STAR • 6-0 • 196 • Fr. • VAN-zell or Van

| | GP-GS | Tackles | TFL | Sack | FF | PD | INT | TD |
|--------|-------|---------|-----|------|----|----|-----|----|
| 2024 | | | | | | | | |
| CAREER | | | | | | | | |

- Consensus three-star prospect by 247Sports, On3, Rivals and ESPN
- Rated a top-10 player in Kentucky by 247Sports, On3 and ESPN
- Slotted a top-60 cornerback nationally by On3 and 247Sports

TOP GAMES

2024

Career



34 AUSTIN HOWARD

LB • 6-2 • 245 • Fr.

| | GP-GS | Tackles | TFL | Sack | FF | PD | INT | TD |
|--------|-------|---------|-----|------|----|----|-----|----|
| 2024 | | | | | | | | |
| CAREER | | | | | | | | |

- Rated a four-star prospect by On3
- Ranked the No. 9 player in Tennessee by On3 and among the top 25 signees in the state by the remaining three services
- Rated the No. 264 player nationally On3, as well as the No. 28 linebacker in the class

TOP GAMES

2024

Career



35 RYDER BROWNSTEIN

WR • 6-2 • 183 • Fr.

| | GP-GS | REC | Yds | TD | Long | Rec/G | YPC | Yds/G |
|--------|-------|-----|-----|----|------|-------|-----|-------|
| 2024 | | | | | | | | |
| CAREER | | | | | | | | |

- A three-year letter winner at Brentwood School
- Caught 53 passes for 1,129 yards and 10 touchdowns as a senior
- Recorded six games with 100-plus receiving yards, including two with more than 200 yards

TOP GAMES

2024

Career



35 PAYNE DANIEL

S • 5-11 • 185 • Jr.

| | GP-GS | Tackles | TFL | Sack | FF | PD | INT | TD |
|--------|-------|---------|-----|------|----|----|-----|----|
| 2024 | 0-0 | 0 | 0 | 0 | 0 | 0 | 0 | 0 |
| CAREER | 1-0 | 0 | 0 | 0 | 0 | 0 | 0 | 0 |

- Made collegiate debut at Tennessee in 2023
- Played football and lacrosse at Montgomery Bell Academy, same high school which produced head coach Clark Lea
- Two-time state runner-up in football
- Two-time state champion in lacrosse

TOP GAMES

2024

Career



36 JOSIAH BROXTON

LB • 5-10 • 225 • Fr.

| | GP-GS | Tackles | TFL | Sack | FF | PD | INT | TD |
|--------|-------|---------|-----|------|----|----|-----|----|
| 2024 | | | | | | | | |
| CAREER | | | | | | | | |

- Unanimous three-star prospect by 247Sports, On3, Rivals and ESPN
- Rated the No. 76 player in Florida by 247Sports
- Ranked the No. 34 linebacker in the class per ESPN

TOP GAMES

2024

Career



37 JACK WANZUNG

CB • 6-0 • 184 • Fr. • WAHN-zung

| | GP-GS | Tackles | TFL | Sack | FF | PD | INT | TD |
|--------|-------|---------|-----|------|----|----|-----|----|
| 2024 | | | | | | | | |
| CAREER | | | | | | | | |

- Attended St. Ignatius College Prep
- Ran for 628 yards and nine touchdowns, and also threw for 548 yards and three scores his senior season
- Also had a scholarship offer from Air Force

TOP GAMES

2024

Career



38 NICK HABERER

P • 6-5 • 227 • Gr. • HAHB-er-er

| | GP | ATT | Yds | Long | Avg | TB | FC | I20 | 50+ |
|--------|----|-----|-----|------|------|----|----|-----|-----|
| 2024 | 4 | 14 | 561 | 50 | 40.1 | 0 | 11 | 7 | 1 |
| CAREER | | | | | | | | | |

- FWAA Freshman All-American (2021)
- Competed at Washington State from 2001-24
- Two-time Ray Guy Watch List selection (2023-24)
- Appeared in only four games in 2024 due to injury

TOP GAMES

Long Punt
Inside 20

2024

50 vs. Wyoming
3 at New Mexico

Career

62 twice
4 vs. UCLA 2023



38 WILS JACKSON

WR • 6-5 • 205 • Fr.

| | GP-GS | Tackles | TFL | Sack | FF | PD | INT | TD |
|--------|-------|---------|-----|------|----|----|-----|----|
| 2024 | | | | | | | | |
| CAREER | | | | | | | | |

- Earned two letters at Franklin HS
- As a senior, finished with 18 catches for 311 yards and two scores
- Recorded 22 receptions for 200 yards and a score the previous season

TOP GAMES

2024

Career



39 BRAIL LIPFORD

S • 5-9 • 180 • Gr.

| | GP-GS | Tackles | TFL | Sack | FF | PD | INT | TD |
|--------|-------|---------|-----|------|----|----|-----|----|
| 2024 | | | | | | | | |
| CAREER | 23-0 | 51 | 2.5 | 0 | 2 | 15 | 2 | 0 |

- Played four seasons at Rocky Mountain College, an NAIA school in Billings, Montana
- Second-team all-conference selection and two-time academic all-conference
- Played in 10 games as a senior, making 31 tackles

TOP GAMES

Tackles
Interceptions

2024

Career

5 vs. Montana Tech
1 three times



40 JAMISON CURTIS

LB • 6-1 • 229 • So.

| | GP-GS | Tackles | TFL | Sack | FF | PD | INT | TD |
|--------|-------|---------|-----|------|----|----|-----|----|
| 2024 | | | | | | | | |
| CAREER | | | | | | | | |

- Unanimous three-star prospect
- Made 71 tackles, 17 for loss, as a senior
- Made 107 tackles as a junior, helping Saraland to Class 6A state title
- Also played baseball in high school

TOP GAMES

2024

Career



40 MASON ROHMILLER

K • 6-1 • 175 • Sr. • ROW-mill-er

| | GP | KO | Yds | TB | PAT | FG | Long |
|--------|----|----|-----|----|-----|----|------|
| 2024 | | | | | | | |
| CAREER | | | | | | | |

- Joined Vanderbilt in 2023 after spending freshman year at San Diego
- Was born at the Vanderbilt University Medical Center
- Parents, Kimberly and Michael, completed residencies at VUMC in radiology and orthopedic surgery, respectively

TOP GAMES

2024

Career





41 JAMEZELL LASSITER

RB • 5-8 • 192 • So. • JAMES-el

| | GP-GS | Rush | Yds | TD | Long | Att/G | Yds/G |
|--------|-------|------|-----|----|------|-------|-------|
| 2024 | | | | | | | |
| CAREER | | | | | | | |

- Spent final high school season at Deerfield Academy in Massachusetts
- First-team All-Rhode Island in 2021 and 2022, eclipsing 2,000 rushing yards and 25 touchdowns over two seasons

TOP GAMES

2024

Career



41 STONE OWENS

LS • 6-0 • 210 • Fr.

| | GP | Snap | Tackles |
|--------|----|------|---------|
| 2024 | | | |
| CAREER | | | |

- Prepped at Plant High
- Was a two-time all-district selection
- Credited with eight tackles, including three for loss, his junior season

TOP GAMES

2024

Career



42 JAKE BALIS

RB • 5-9 • 200 • So. • BAY-liss

| | GP-GS | Rush | Yds | TD | Long | Att/G | Yds/G |
|--------|-------|------|-----|----|------|-------|-------|
| 2024 | | | | | | | |
| CAREER | | | | | | | |

- Two-time first-team all-conference at Penn High
- Named a National High School Strength Coaches Association National Athlete of the Year
- Father, Matt Balis, was the head football strength coach at Notre Dame while Clark Lea was defensive coordinator

TOP GAMES

2024

Career



43 DOMINIC REZAC

RB • 6-1 • 190 • Sr. • REE-zack

| | GP-GS | Rush | Yds | TD | Long | Att/G | Yds/G |
|--------|-------|------|-----|----|------|-------|-------|
| 2024 | 1-0 | 0 | 0 | 0 | 0 | 0 | 0 |
| CAREER | 1-0 | 0 | 0 | 0 | 0 | 0 | 0 |

- Made collegiate debut against Alcorn State
- Returned to RB after spending 2023 as a DB
- SEC Academic Honor Roll in 2023
- Led high school in rushing as a senior with 1,411 yards and 17 touchdowns
- Brothers, Teddy and Anthony, play football at ND

TOP GAMES

2024

Career



44 GABE FISHER

FB/TE • 6-1 • 250 • Jr.

| | GP-GS | REC | Yds | TD | Long | Rec/G | YPC | Yds/G |
|--------|-------|-----|-----|----|------|-------|-----|-------|
| 2024 | 13-3 | 1 | 2 | 1 | 2 | 0.1 | 2.0 | 0.2 |
| CAREER | 15-3 | 1 | 2 | 1 | 2 | 0.1 | 2.0 | 0.2 |

- Played in all 13 games with three starts
- Scored first receiving TD in overtime at Missouri
- Enrolled at Vanderbilt on an ROTC scholarship with the Tennessee National Guard
- Brother, Max, joined team in 2024
- Three-time state champion in wrestling

TOP GAMES

Receiving Yards
Receiving TDs
Longest Rec.

2024

2 at Mizzou
1 at Mizzou
2 at Mizzou

Career

2 at Mizzou 2024
1 at Mizzou 2024
2 at Mizzou 2024



45 EMMANUEL ADEBIDI

TE • 6-5 • 270 • Gr. • ah-DAY-bee

| | GP-GS | REC | Yds | TD | Long | Rec/G | YPC | Yds/G |
|--------|-------|-----|-----|----|------|-------|------|-------|
| 2024 | 13-1 | 0 | 0 | 0 | 0 | 0 | 0 | 0 |
| CAREER | 29-3 | 7 | 76 | 0 | 22 | 0.2 | 10.9 | 2.6 |

- Played in all 13 games in 2024, starting against Alcorn State
- Competed at Cornell (ever heard of it?) from 2020-23
- Blocked a school-record seven kicks for the Big Red
- Blocks include three extra points, two against Harvard

TOP GAMES

Receiving Yards
Longest Rec.

2024

36 vs. Princeton 2023
22 vs. Princeton 2023

Career



45 TY BARTHOLOMEW

LB • 6-1 • 228 • Jr.

| | GP-GS | Tackles | TFL | Sack | FF | PD | INT | TD |
|--------|-------|---------|-----|------|----|----|-----|----|
| 2024 | 1-0 | 0 | 0 | 0 | 0 | 0 | 0 | 0 |
| CAREER | 1-0 | 0 | 0 | 0 | 0 | 0 | 0 | 0 |

- Made collegiate debut against Alcorn State
- Walk-on did not play as a freshman in 2023
- Attended Montgomery Bell Academy, same high school as head coach Clark Lea (along with teammates Payne Daniel, Max Fisher and Gabe Fisher)

TOP GAMES

2024

Career



46 MUSTAFA DANNETT

CB • 6-0 • 175 • Sr. • dah-NET

| | GP-GS | Tackles | TFL | Sack | FF | PD | INT | TD |
|--------|-------|---------|-----|------|----|----|-----|----|
| 2024 | | | | | | | | |
| CAREER | | | | | | | | |

- SEC Academic Honor Roll in 2023
- Played football and wrestled at New London High School
- Earned a full academic scholarship to Vanderbilt

TOP GAMES

2024

Career



46 DURHAM HARRIS

LS • 5-9 • 193 • Gr.

| | GP | Snap | Tackles |
|--------|----|------|---------|
| 2024 | 13 | 113 | 0 |
| CAREER | 40 | 325 | 2 |

- Spent three seasons at Texas State (2020-22) and one year at Washington State (2024)
- Was the Cougars' lone long snapper in 2024, executing 113 snaps
- Made 212 snaps for Texas State over three seasons

TOP GAMES

Tackles

2024

Career

1 twice



47 JUSTIN DEWERS

K • 6-2 • 190 • Fr.

| | GP | KO | Yds | TB | PAT | FG | Long |
|--------|----|----|-----|----|-----|----|------|
| 2024 | | | | | | | |
| CAREER | | | | | | | |

- Came to Vanderbilt from Prestonwood Christian Academy
- As a senior, made 8-of-10 field-goal attempts and was 70-of-71 on extra-point tries
- Averaged 56.1 yards on 92 kickoffs with 55 touchbacks

TOP GAMES

2024

Career



48 LARRY BENTON III

TE • 6-4 • 232 • So.

| | GP-GS | REC | Yds | TD | Long | Rec/G | YPC | Yds/G |
|--------|-------|-----|-----|----|------|-------|-----|-------|
| 2024 | | | | | | | | |
| CAREER | | | | | | | | |

- TAPPS all-district selection
- State champion in shot put

TOP GAMES

2024

Career



49 SIMEON BOULWARE

EDGE • 6-5 • 358 • So. • BOWL-ware

| | GP-GS | Tackles | TFL | Sack | FF | PD | INT | TD |
|--------|-------|---------|-----|------|----|----|-----|----|
| 2024 | | | | | | | | |
| CAREER | | | | | | | | |

- Enrolled at Vandy in January 2024
- Three-star prospect was a top-50 edge per 247Sports
- First-team all-region as a senior with 61 tackles, 10 for loss and eight sacks
- Named defensive player of the month for October 2023 by the Touchdown Club of Gwinnett

TOP GAMES

2024

Career





49 ELIJAH ROONEY

TE • 6-5 • 230 • So.

| | GP-GS | REC | Yds | TD | Long | Rec/G | YPC | Yds/G |
|--------|-------|-----|-----|----|------|-------|-----|-------|
| 2024 | | | | | | | | |
| CAREER | | | | | | | | |

TOP GAMES

2024

Career



50 CHASE MITCHELL

OL • 6-4 • 340 • Gr.

| | GP-GS | Snaps | PFF>PBLK | RBLK | Pen (Dec/Off) |
|--------|-------|-------|----------|------|---------------|
| 2024 | 13-13 | 797 | 65.0 | 63.6 | 8 (2) |
| CAREER | 34-37 | 1653 | | | 12 (2) |

- Started all 13 games at strong tackle in 2024
- Did not concede a sack on 797 snaps (PFF)
- Named to PFF SEC Team of the Week for performance against Ball State
- Competed first four seasons at Liberty (2020-23)

TOP GAMES

PFF Pass Block
PFF Run Block

2024

74.8 vs. Ball State
80.7 vs. Alcorn St.

Career

85.3 vs. La Tech 2023
80.7 vs. Alcorn St. 2023



51 CLINTON AZUBUIKE

OL • 6-8 • 305 • So. • az-UH-boo-kay

| | GP-GS | Snaps | PFF>PBLK | RBLK | Pen (Dec/Off) |
|--------|-------|-------|----------|------|---------------|
| 2024 | 6-0 | 168 | 74.8 | 55.3 | 1 (0) |
| CAREER | 6-0 | 168 | 74.8 | 55.3 | 1 (0) |

- Played in six games at Northern Arizona in 2024, helping the program finish 8-5 after earning a bid to the FCS playoffs
- Helped the Lumberjacks rush for more than 200 yards in four contests

TOP GAMES

PFF Pass Block
PFF Run Block

2024

79.4 vs. EWU
77.4 at N. Colorado

Career

79.4 vs. EWU 2024
77.4 at N. Colorado 2024



52 KEVO WESLEY

OL • 6-4 • 317 • Gr. • KEY-vo

| | GP-GS | Snaps | PFF>PBLK | RBLK | Pen (Dec/Off) |
|--------|-------|-------|----------|------|---------------|
| 2024 | 12-5 | 371 | 39.8 | 54.9 | 0 (0) |
| CAREER | 28-6 | 550 | | | 0 (0) |

- Played in 12 games with five starts at quick guard
- Allowed one sack in 371 snaps (PFF)
- No penalties in 550 career snaps (PFF)
- Career-best PFF run block grade in win over VT
- Had a career-best PFF pass block grade in Birmingham Bowl win

TOP GAMES

PFF Pass Block
PFF Run Block

2024

79.8 vs. Georgia Tech
72.1 vs. Virginia Tech

Career

79.8 vs. GT 2024
72.1 vs. VT 2024



53 GLENN SEABROOKS III

DL • 6-3 • 349 • So.

| | GP-GS | Tackles | TFL | Sack | FF | PD | INT | TD |
|--------|-------|---------|-----|------|----|----|-----|----|
| 2024 | 13-0 | 28 | 1 | 0 | 1 | 1 | 1 | 0 |
| CAREER | 13-0 | 28 | 1 | 0 | 1 | 1 | 1 | 0 |

- Played in all 13 games as a true freshman
- Grabbed an interception in his first collegiate game, collecting a tipped pass and returning it 15 yards to set up first touchdown drive in win over Virginia Tech
- Named to PFF SEC Team of the Week for six-tackle game at Georgia State

TOP GAMES

Tackles
Sacks
Interceptions
Passes Defended

2024

6 at Georgia State
1 vs. Virginia Tech
1 vs. Virginia Tech

Career

6 at Georgia State 2024
1 vs. VT 2024
1 vs. VT 2024



53 JORDAN WHITE

OL • 6-2 • 309 • Gr.

| | GP-GS | Snaps | PFF>PBLK | RBLK | Pen (Dec/Off) |
|--------|-------|-------|----------|------|---------------|
| 2024 | 11-11 | 781 | 73.8 | 87.6 | 7 (0) |
| CAREER | 33-26 | 1,930 | | | 17 (2) |

- Previously played at Liberty (2023-24) and West Virginia (2020-22)
- Selected to Outland and Rimington Trophy Watch Lists in 2024
- Started 11 games for the Flames in 2024, playing 759 snaps at LG and 22 at C

TOP GAMES

PFF Pass Block
PFF Run Block

2024

87.2 vs. SHSU
96.4 vs. Campbell

Career

87.2 vs. SHSU 2024
96.4 vs. Campbell 2024



54 MASON NELSON

DL • 6-1 • 330 • Gr.

| | GP-GS | Tackles | TFL | Sack | FF | PD | INT | TD |
|--------|-------|---------|------|------|----|----|-----|----|
| 2024 | 13-13 | 30 | 7.5 | 2 | 1 | 1 | 0 | 0 |
| CAREER | 37-23 | 71 | 13.5 | 5 | 1 | 1 | 0 | 0 |

- Was at Western Michigan from 2020-24
- Credited with 30 tackles, a forced fumble and a pass defended in helping the Broncos to the IS4S Salute to Veterans Bowl as a redshirt junior
- 7.5 stops for loss with a pair of sacks

TOP GAMES

Tackles
Sacks
Tackle for Loss

2024

6 twice
2.5 vs. Bethune Cook.

Career

6 twice
1 five times
2.5 vs. BCU 2024



55 AARON BRYANT

DL • 6-2 • 320 • Sr.

| | GP-GS | Tackles | TFL | Sack | FF | PD | INT | TD |
|--------|-------|---------|-----|------|----|----|-----|----|
| 2024 | 4-0 | 1 | 0 | 0 | 0 | 0 | 0 | 0 |
| CAREER | 12-0 | 2 | 0 | 0 | 0 | 0 | 0 | 0 |

- Spent first three years of collegiate career at Texas
- Saw the field in four games in 2024
- Made a tackle against Florida
- Appeared in seven games in 2023

TOP GAMES

Tackles

2024

1 vs. Florida

Career

1 twice



55 BRYCE HENDERSON

OL • 6-8 • 325 • Gr.

| | GP-GS | Snaps | PFF>PBLK | RBLK | Pen (Dec/Off) |
|--------|-------|-------|----------|------|---------------|
| 2024 | 14-14 | 739 | 70.8 | 93.4 | 5 (1) |
| CAREER | 33-33 | 1,834 | | | 12 (2) |

- Played in 33 games at South Dakota
- Named second-team All-Missouri Valley Football Conference in 2024
- Helped 2024 Coyote offense rank second in FCS in TFL allowed, sixth in rushing, ninth in total offense and ninth in sacks allowed

TOP GAMES

PFF Pass Block
PFF Run Block

2024

85.0 vs. Tarleton St.
93.3 vs. Northern Iowa

Career

87.8 vs. N. Iowa 2022



56 GUNNER GIVENS

OL • 6-5 • 332 • Jr.

| | GP-GS | Snaps | PFF>PBLK | RBLK | Pen (Dec/Off) |
|--------|-------|-------|----------|------|---------------|
| 2024 | 1-0 | 3 | | | |
| CAREER | 5-0 | 3 | | | |

- Played in five games over three years at Virginia Tech (2022-24)

TOP GAMES

2024

Career



57 MAX FISHER

OL • 6-2 • 270 • Jr.

| | GP-GS | Snaps | PFF>PBLK | RBLK | Pen (Dec/Off) |
|--------|-------|-------|----------|------|---------------|
| 2024 | | | | | |
| CAREER | | | | | |

- Played in three games as a freshman at Trinity University, D-III program in San Antonio, Texas
- Two-time all-region selection at Montgomery Bell Academy
- Two-time all-state honoree in wrestling during high school

TOP GAMES

2024

Career



58 ORION IRVING

OL • 6-6 • 320 • Jr. • or-EYE-on

| | GP-GS | Snaps | PFF>PBLK | RBLK | Pen (Dec/Off) |
|--------|-------|-------|----------|------|---------------|
| 2024 | 10-4 | 415 | 76.6 | 59.6 | 1 (1) |
| CAREER | 20-10 | 941 | | | 3 (1) |

- Was at Sam Houston State for three years
- Played in final 10 contests, starting the final four, in 2024 to help the Bearkats to 10-3 finish and win in the R&L Carriers New Orleans Bowl
- Started the final five games in 2023 on the way to Conference USA All-Freshman Team

TOP GAMES

PFF Pass Block
PFF Run Block

2024

85.1 vs. Jax State
78.8 vs. La Tech

Career

85.1 vs. Jax State 2024
78.8 vs. La Tech 2024





62 CJ WILLIAMS

OL • 6-6 • 331 • So.

| | GP-GS | Snaps | PFF>PBLK | RBLK | Pen (Dec/Off) |
|--------|-------|-------|----------|------|---------------|
| 2024 | | | | | |
| CAREER | | | | | |

- Unanimous three-star prospect
- Rated among the top-150 offensive tackles in the class by all four services
- No. 3 player in Massachusetts per On3
- Also played basketball in high school

TOP GAMES

2024

Career



69 COOPER STARKS

OL • 6-5 • 329 • Jr.

| | GP-GS | Snaps | PFF>PBLK | RBLK | Pen (Dec/Off) |
|--------|-------|-------|----------|------|---------------|
| 2024 | | 1-0 | | | |
| CAREER | | 1-0 | | | |

- Made collegiate debut in Birmingham Bowl win, playing on five extra-point attempts
- Unanimous three-star prospect
- Named Class 2A All-State as a senior
- Also played basketball and competed in shot put
- Owns a shot put career-best of 56'8.75"

TOP GAMES

2024

Career



70 CADE McCONNELL

OL • 6-5 • 323 • Sr.

| | GP-GS | Snaps | PFF>PBLK | RBLK | Pen (Dec/Off) |
|--------|-------|-------|----------|------|---------------|
| 2024 | | 12-0 | | 50.3 | 2 (0) |
| CAREER | | 12-0 | | 50.3 | 2 (0) |

- Played in 12 games with 61 snaps as a reserve center and tackle, while seeing the field on 28 special teams plays
- Made collegiate debut with eight snaps at center in season-opening win at Virginia Tech
- Did not allow a sack

TOP GAMES

PFF Pass Block

PFF Run Block

2024

79.4 vs. Alcorn St.

60.0 vs. LSU

Career

79.4 vs. Alcorn St. 2024

60.0 vs. LSU 2024



71 TED GREGOIRE

OL • 6-3 • 335 • Jr. • *gre-GORE*

| | GP-GS | Snaps | PFF>PBLK | RBLK | Pen (Dec/Off) |
|--------|-------|-------|----------|------|---------------|
| 2024 | | 1-0 | | | |
| CAREER | | 1-0 | | | |

- Transitioned to OL over 2024 offseason
- Made collegiate debut against Alcorn State
- Did not play as a true freshman in 2023
- Unanimous three-star prospect out of high school
- Unanimous top-30 prospect from New Jersey

TOP GAMES

2024

Career



72 ISAIA GLASS

OL • 6-4 • 311 • Gr. • E-sigh-uh

| | GP-GS | Snaps | PFF>PBLK | RBLK | Pen (Dec/Off) |
|--------|-------|-------|----------|------|---------------|
| 2024 | | 12-6 | 656 | 55.2 | 3 (0) |
| CAREER | | 33-21 | 1,604 | | 12 (0) |

- Played in all 12 games with eight starts in lone season at Oklahoma State in 2024
- Saw 347 snaps at left tackle and 309 snaps at right tackle for the Cowboys
- Conceded just two sacks in 656 snaps
- Spent 2021-23 at Arizona State

TOP GAMES

PFF Pass Block

PFF Run Block

2024

87.1 vs. West Virginia

70.8 vs. Texas Tech

Career

87.1 vs. WVU 2024

74.5 vs. Wazzu 2023



73 CHARLIE CLARK

OL • 6-7 • 316 • Gr.

| | GP-GS | Snaps | PFF>PBLK | RBLK | Pen (Dec/Off) |
|--------|-------|-------|----------|------|---------------|
| 2024 | | 13-0 | 65 | 57.7 | 0 (0) |
| CAREER | | 24-0 | 112 | | 0 (0) |

- Played in all 13 games in 2024
- Played 13 snaps at tackle without a QB pressure
- Contributed to 62 special teams plays on the year, playing on the line on field goal and point-after attempts
- Played in 11 games in 2023, mostly on special teams

TOP GAMES

PFF Pass Block

PFF Run Block

2024

57.7 vs. Alcorn St.

Career

74.1 vs. Ala. A&M 2023

60.2 at Hawai'i 2022



75 MISAEL SANDOVAL

OL • 6-6 • 325 • Jr. • mee-sigh-EL(*mee-sah*) *san-dah-VAL*

| | GP-GS | Snaps | PFF>PBLK | RBLK | Pen (Dec/Off) |
|--------|-------|-------|----------|------|---------------|
| 2024 | | 13-0 | 57 | 70.4 | 0 (0) |
| CAREER | | 13-0 | 57 | 70.4 | 0 (0) |

- Played in all 13 games in 2024
- Made offensive line debut with four snaps at left tackle in win over Alcorn State
- Contributed to 62 special teams plays on the year, playing on the line on field goal and point-after attempts

TOP GAMES

PFF Pass Block

PFF Run Block

2024

70.4 vs. Alcorn St.

60.1 vs. Alcorn St.

Career

70.4 vs. Alcorn St. 2024

60.1 vs. Alcorn St. 2024



77 DAVID SIEGEL

OL • 6-6 • 308 • Gr. • SEE-gul

| | GP-GS | Snaps | PFF>PBLK | RBLK | Pen (Dec/Off) |
|--------|-------|-------|----------|------|---------------|
| 2024 | | | | | |
| CAREER | | 5-0 | 4 | | 0 (0) |

- Did not see the field in 2024
- Played in one game as a sophomore after appearing in four as a freshman
- Rated one of the top 100 offensive tackles in signing class by On3

TOP GAMES

PFF Pass Block

PFF Run Block

2024

Career

50.2 vs. Ala. A&M 2023



78 KEEGAN WECHSLER

OL • 6-2 • 295 • Jr. • WEX-ler

| | GP-GS | Snaps | PFF>PBLK | RBLK | Pen (Dec/Off) |
|--------|-------|-------|----------|------|---------------|
| 2024 | | | | | |
| CAREER | | | | | |

- Has yet to see the field as a Commodore
- Earned all-district honors as both an offensive lineman and defensive lineman as a senior in high school
- Also played baseball and track
- Both parents played collegiate soccer

TOP GAMES

2024

Career



79 STERLING PORCHER

OL • 6-4 • 315 • Gr. • pour-SHAY

| | GP-GS | Snaps | PFF>PBLK | RBLK | Pen (Dec/Off) |
|--------|-------|-------|----------|------|---------------|
| 2024 | | 12-11 | 747 | 57.3 | 5 (0) |
| CAREER | | 37-35 | 2,119 | | 19 (1) |

- Played at Texas Tech in 2024, appearing in 12 games with 11 starts
- Received a 97.1 pressures efficiency rating from Pro Football Focus
- Part of an OL that helped TTU end season among top 10 nationally in scoring

TOP GAMES

PFF Pass Block

PFF Run Block

2024

83.3 vs. Baylor

74.4 vs. West Virginia

Career

86.9 vs. FIU 2023

80.4 vs. SHSU 2023



79 CONOR WEASLER

P • 6-0 • 270 • Jr. • WEEZ-ler

| | GP | ATT | Yds | Long | Avg | TB | FC | I20 | 50+ |
|--------|----|-----|-----|------|-----|----|----|-----|-----|
| 2024 | | | | | | | | | |
| CAREER | | | | | | | | | |

- Has yet to see the field as a Commodore

TOP GAMES

2024

Career



80 CLAIBORNE RICHARDS

WR • 5-11 • 186 • Jr.

| | GP-GS | REC | Yds | TD | Long | Rec/G | YPC | Yds/G |
|--------|-------|-----|-----|----|------|-------|-----|-------|
| 2024 | | | | | | | | |
| CAREER | | | | | | | | |

- On the roster for two seasons at Virginia
- Prepped at Montgomery Bell Academy
- Earned all-state honors in 2022
- Also played varsity basketball for MBA

TOP GAMES

2024

Career





81 KAYLEB BARNETT

WR • 5-8 • 155 • Fr.

| | GP-GS | REC | Yds | TD | Long | Rec/G | YPC | Yds/G |
|--------|-------|-----|-----|----|------|-------|-----|-------|
| 2024 | | | | | | | | |
| CAREER | | | | | | | | |

- Rated a three-star prospect
- Ranked a top-30 prospect in Oklahoma
- Made 30 receptions for 607 yards and eight touchdowns as a senior
- Led Jenks to the Oklahoma 6A-I state semifinals

TOP GAMES

2024

Career



82 BRYCEN COLEMAN

TE • 6-5 • 215 • So.

| | GP-GS | REC | Yds | TD | Long | Rec/G | YPC | Yds/G |
|--------|-------|-----|-----|----|------|-------|-----|-------|
| 2024 | 5-0 | 0 | 0 | 0 | 0 | 0 | 0 | 0 |
| CAREER | 5-0 | 0 | 0 | 0 | 0 | 0 | 0 | 0 |

- Four-star prospect per 247Sports and top-65 player by 247 and ESPN
- Had 72 catches for 1,158 yards and 241 carries for 1,854 yards during prep career, totaling 41 touchdowns
- Mother, Mel, played basketball at Oneonta State
- Father, Jake, played basketball and football at Salisbury

TOP GAMES

2024

Career



83 DEREK KEE

WR • 6-4 • 190 • Jr.

| | GP-GS | REC | Yds | TD | Long | Rec/G | YPC | Yds/G |
|--------|-------|-----|-----|----|------|-------|-----|-------|
| 2024 | | | | | | | | |
| CAREER | | | | | | | | |

- Has yet to see the field in college
- Regional offensive player of the year as a senior
- Set the school record for receiving yards and receiving touchdowns in a season
- Recorded a 4.0 GPA in high school and was first in his class

TOP GAMES

2024

Career



85 LEBRON HILL

WR • 6-5 • 190 • Fr.

| | GP-GS | REC | Yds | TD | Long | Rec/G | YPC | Yds/G |
|--------|-------|-----|-----|----|------|-------|-----|-------|
| 2024 | | | | | | | | |
| CAREER | | | | | | | | |

- Unanimous three-star prospect
- Rated a top-15 player in Indiana
- Ranked a top-100 wide receiver in the class by Rivals
- Recorded 700 receiving yards and 1,046 all-purpose yards during senior season

TOP GAMES

2024

Career



86 WITT EDWARDS

TE • 6-5 • 210 • So.

| | GP-GS | REC | Yds | TD | Long | Rec/G | YPC | Yds/G |
|--------|-------|-----|-----|----|------|-------|-----|-------|
| 2024 | | | | | | | | |
| CAREER | | | | | | | | |

- Four-star prospect per 247Sports and ESPN
- Played both wide receiver and outside linebacker in high school
- Rated a top-10 player in Oklahoma
- Named to the 2023 Freaks List by 247Sports
- Dad and brother wrestled at Oklahoma State

TOP GAMES

2024

Career



87 TY BURD

WR • 6-1 • 165 • Jr.

| | GP-GS | REC | Yds | TD | Long | Rec/G | YPC | Yds/G |
|--------|-------|-----|-----|----|------|-------|-----|-------|
| 2024 | | | | | | | | |
| CAREER | | | | | | | | |

- All-region player at Montgomery Bell Academy
- Joined by high school teammates Payne Dainel, Ty Bartholomew, and Max and Gabe Fisher
- MBA is also the high school head coach Clark Lea attended
- Enjoys hunting

TOP GAMES

2024

Career



88 BROCK TAYLOR

K • 6-1 • 165 • Jr.

| | GP | KO | Yds | TB | PAT | FG | Long |
|--------|----|----|------|----|-------|-------|------|
| 2024 | 13 | 44 | 2688 | 25 | 39-40 | 18-21 | 57 |
| CAREER | 13 | 44 | 2688 | 25 | 39-40 | 18-21 | 57 |

- Third-team All-SEC (coaches)
- National All-Freshman Team (The Athletic)
- SEC All-Freshman Team (coaches)
- Groza Award semifinalist
- Made five field goals of at least 50 yards, setting the Vanderbilt career record in one season

TOP GAMES

Field Goals
Long

2024

Career

3 vs. Ball State
57 at Mizzou

3 vs. Ball State 2024
57 at Mizzou 2024



89 CAMERAN DICKSON

WR • 6-0 • 180 • Fr.

| | GP-GS | REC | Yds | TD | Long | Rec/G | YPC | Yds/G |
|--------|-------|-----|-----|----|------|-------|-----|-------|
| 2024 | | | | | | | | |
| CAREER | | | | | | | | |

- Unanimous three-star prospect
- Rated a top-100 player in Texas
- Caught the game-winning touchdown pass in regional semifinal win
- Named the Texas District 15-5A D-II Offensive Player of the Year as a junior

TOP GAMES

2024

Career



90 JAKE STANISH

DL • 6-3 • 250 • Fr.

| | GP-GS | Tackles | TFL | Sack | FF | PD | INT | TD |
|--------|-------|---------|-----|------|----|----|-----|----|
| 2024 | | | | | | | | |
| CAREER | | | | | | | | |

- Unanimous three-star prospect
- Rated among the top 50 players in Illinois by 247Sports, On3 and Rivals
- Slotted the No. 111 edge player in the class by 247Sports
- Named Illinois Class 8A All-State as a senior

TOP GAMES

2024

Career



92 JAYLON STONE

DL • 6-2 • 306 • Jr.

| | GP-GS | Tackles | TFL | Sack | FF | PD | INT | TD |
|--------|-------|---------|-----|------|----|----|-----|----|
| 2024 | 12-2 | 32 | 5 | 2 | 0 | 0 | 0 | 0 |
| CAREER | 16-2 | 40 | 6 | 2 | 0 | 1 | 0 | 0 |

- Was at SEMO for two seasons
- As a sophomore in 2024, posted 32 total tackles with five for loss including two sacks
- Helped the Redhawks go 9-4 while earning a berth in the NCAA Football Championship Subdivision playoffs

TOP GAMES

Tackles
Sacks
Tackles for Loss

2024

Career

5 vs. Northwestern St.
1 twice
1.5 vs. Northwestern St.

5 vs. NWST 2024
1 twice
1.5 vs. NWST 2024



93 NIKHIL JEFFERSON

DL • 6-1 • 330 • Fr. • nick-HEEL

| | GP-GS | Tackles | TFL | Sack | FF | PD | INT | TD |
|--------|-------|---------|-----|------|----|----|-----|----|
| 2024 | | | | | | | | |
| CAREER | | | | | | | | |

- Rated a three-star prospect
- Ranked the No. 31 defensive lineman in the class by Rivals
- Made 42 tackles with 12 for loss, four sacks and eight QB hurries as a senior
- District champion in shot put and discus

TOP GAMES

2024

Career



94 BRADLEY MANN

DL • 6-6 • 308 • Sr.

| | GP-GS | Tackles | TFL | Sack | FF | PD | INT | TD |
|--------|-------|---------|-----|------|----|----|-----|----|
| 2024 | 9-0 | 9 | 1 | 0 | 0 | 0 | 0 | 0 |
| CAREER | 24-0 | 24 | 5.5 | 1 | 0 | 0 | 0 | 0 |

- Played the first nine games in 2024 before suffering a season-ending injury
- Had three multi-tackle games on the year
- Played in all 12 games as a sophomore, making 12 tackles
- Made first career sack against Auburn in 2023

TOP GAMES

Tackles
Sacks
Tackles for Loss

2024

Career

3 vs. Alcorn St.
1 vs. Ball State

3 twice
1 vs. Auburn 2023
1.5 vs. Hawai'i 2023





95 LINUS ZUNK

DL • 6-6 • 270 • Sr. • LINE-us

| | GP-GS | Tackles | TFL | Sack | FF | PD | INT | TD |
|--------|-------|---------|-----|------|----|----|-----|----|
| 2024 | 13-1 | 16 | 2.5 | 1.5 | 0 | 1 | 0 | 0 |
| CAREER | 22-1 | 23 | 4.0 | 2.0 | 0 | 1 | 0 | 0 |

- Played all 13 games and made first start at Georgia St
- Recorded three tackles, 2.5 for loss and 1.5 sacks in season-opening win against Virginia Tech
- Played in nine games with seven tackles in 2023
- Two-time SEC Academic Honor Roll
- CSC Academic All-District in 2024

TOP GAMES

Tackles
Sacks
Tackles for Loss

| 2024 | Career |
|-----------------------|-----------------|
| 5 vs. South Carolina | 5 vs. SC 2024 |
| 1.5 vs. Virginia Tech | 1.5 vs. VT 2024 |
| 2.5 vs. Virginia Tech | 2.5 vs. VT 2024 |



96 KHORDAE SYDNOR

DL • 6-4 • 272 • Gr. • core-DAY SID-nor

| | GP-GS | Tackles | TFL | Sack | FF | PD | INT | TD |
|--------|-------|---------|------|------|----|----|-----|----|
| 2024 | 11-11 | 14 | 6.5 | 4.0 | 0 | 2 | 0 | 0 |
| CAREER | 37-12 | 41 | 15.5 | 10.5 | 0 | 3 | 0 | 0 |

- Started 11 games in 2024, recording at least one tackle in nine contests
- Had three tackles each against Texas and Auburn
- Recorded a tackle for loss in back-to-back games to end the year against Tennessee and in Birmingham Bowl win over Georgia Tech

TOP GAMES

Tackles
Sacks

| 2024 | Career |
|--------------|---------|
| 3 twice | 4 twice |
| 1 four times | 2 twice |



97 HAYDEN BRAY

EDGE • 6-4 • 277 • Gr.

| | GP-GS | Tackles | TFL | Sack | FF | PD | INT | TD |
|--------|-------|---------|-----|------|----|----|-----|----|
| 2024 | | | | | | | | |
| CAREER | 1-0 | 0 | 0 | 0 | 0 | 0 | 0 | 0 |

- Joined Vanderbilt in 2024 after competing at Oklahoma (2021-23)
- Appeared in one game vs. Tulsa in 2023
- Graduated from Oklahoma in three years
- Pursuing a master's of education in leadership and organizational performance at Vandy

TOP GAMES

| 2024 | Career |
|------|--------|
|------|--------|



98 TERRY NWABUISI-EZEALA

DL • 6-2 • 336 • So. • NWAH-bwee-zee ee-ZAH-lah

| | GP-GS | Tackles | TFL | Sack | FF | PD | INT | TD |
|--------|-------|---------|-----|------|----|----|-----|----|
| 2024 | | | | | | | | |
| CAREER | | | | | | | | |

- Enrolled at North Carolina for the spring 2025 semester prior to coming to Vanderbilt
- Considered a three star recruit by 247 Sports both coming out of high school and as a transfer
- Also offered a scholarship from Wake Forest

TOP GAMES

| 2024 | Career |
|------|--------|
|------|--------|



99 JOSHUA SINGH

DL • 6-0 • 285 • Gr. • Sing

| | GP-GS | Tackles | TFL | Sack | FF | PD | INT | TD |
|--------|-------|---------|-----|------|----|----|-----|----|
| 2024 | 13- | 10 | 1.5 | 0 | 0 | 0 | 0 | 0 |
| CAREER | 27- | 14 | 2.5 | 0 | 0 | 0 | 0 | 0 |

- Transferred to the program from BYU
- Appeared in all 13 games in 2024, helping the Cougars finish the season 11-2
- Posted 10 tackles, including 1.5 TFL
- Earned second-team Academic All-Big 12 honors in 2023

TOP GAMES



Tackles
Tackles for Loss

| 2024 | Career |
|---------|---------|
| 3 twice | 3 twice |
| 1 twice | 1 twice |



GAME RECAPS

GAME 1 Virginia Tech @ Vandy

| | 1 | 2 | 3 | 4 | OT | TOT |
|--|---|----|----|----|----|-----------|
|  | 0 | 3 | 10 | 14 | 0 | 27 |
|  | 3 | 14 | 3 | 7 | 7 | 34 |

DATE Aug. 31 SITE FirstBank Stadium (Nashville, Tenn.)

KICKOFF 11:07 a.m. END 2:48 p.m. ELAPSED 3:40
ATTENDANCE 28,934 WEATHER Sunny 88 F/Wind W 2 MPH

OVERTIME VICTORY TO OPEN 2024

NASHVILLE, Tenn. – Quarterback Diego Pavia scored three touchdowns and posted 294 total yards of offense to lead the Vanderbilt Commodores to a 34-27 win over RV/RV Virginia Tech in overtime in its 2024 season opener at FirstBank Stadium.

The Commodores won their third-straight season opener, as Vanderbilt collected its first victory over a team receiving votes since Nov. 12, 2022, when the Dores knocked off RV/24 Kentucky at Kroger Field.

Pavia, the 2023 CUSA Player of the Year and transfer from New Mexico State, threw for 190 yards and added 104 yards on the ground. Pavia went 12-of-16 and threw for two scores, while rushing for a third. He is the first Commodore to have over 100 passing yards and 100 rushing yards in a game since Mike Wright against Missouri on Oct. 30, 2021.

Vandy scored on its first three offensive possessions to take a 17-0 lead, and held the Hokies scoreless for the first 29 minutes of the first half, only allowing a 40-yard field goal with 52 seconds remaining before halftime. It was the first time Vanderbilt did not allow a touchdown to an FBS opponent in the first half since Sept. 28, 2019, against Northern Illinois.

Senior Quincy Skinner Jr. hauled in four catches for a team-best 72 receiving yards and a touchdown. Junior Langston Patterson paced the Vandy defense with 10 tackles, leading the Commodores in tackles for the fifth-straight game. Junior Linus Zunk collected two sacks, while freshman Glenn Seabrooks III added an interception.

Virginia Tech scored the first points of the second half with a 24-yard touchdown from senior Bhayshul Tuten that cut the Commodore lead to 17-10 at the 12:42 mark of the third quarter. Vanderbilt responded with a 53-yard field goal from sophomore Brock Taylor to push its lead back out to 20-10 with 7:07 remaining in the third. Taylor's 53-yarder tied him with Joseph Bulovas for the fifth-longest field goal in school history.



The Hokies pulled even with the Dores early in the fourth quarter, as Tuten hauled in an 11-yard score from redshirt junior Kyrion Drones to tie the game up at 20-all with 10:12 left to play. Virginia Tech got the ball back at the 7:38 mark after a Vanderbilt punt. The Hokies went 97 yards on six plays to take a 27-20 lead with 4:21 remaining in regulation.

With the Commodores trailing 27-20 late in the fourth quarter, sophomore Sedrick Alexander hauled in a pass from Pavia for an 8-yard touchdown reception that made it 27-all with 1:51 remaining in regulation.



Vanderbilt received the ball first in overtime and marched 25 yards down the field in four plays to take a 34-27 lead, capped off by Pavia's 4-yard touchdown run.

With Virginia Tech facing a 4th-and-11 from the Vanderbilt 12-yard line, the Dores forced a rushed pass up the middle that came up incomplete to secure the victory for Vandy.



TEAM STATS

| |  |  |
|------------------------------|---|---|
| First Downs | 21 | 20 |
| Rushing Yards | 75 | 181 |
| Passing Yards | 322 | 190 |
| Total Offense | 397 | 371 |
| Punts-Yards | 1-17 | 1-22 |
| Kickoffs-Yards | 4-96 | 2-50 |
| Possession Time | 25:28 | 34:32 |
| Third Down | 7-15 | 5-12 |
| Fourth Down | 1-2 | 1-1 |
| Red Zone Scores-Chances (TD) | 3-4 | 5-5 |
| Sacks By (Number-Yards) | 2-16 | 4-26 |
| PAT | 3-3 | 4-4 |
| 2-pt Conversions | 0-0 | 0-0 |
| Field Goals | 2-2 | 2-3 |
| Points off Turnovers | 0 | 7 |

INDIVIDUAL LEADERS

| |  |  |
|------------------------|---|---|
| Passing (Yds/C-A-I-TD) | Drones 322/22-33-1-2 Schlee 0/0-1-1-0 | Pavia 190/12-16-0-2 |
| Rushing (Att-Yds-TD) | Tuten 9-34-1 Drones 16-19-0 | Pavia 26-104-1 Alexander 17-69-1 |
| Receiving (Rec-Yds-TD) | Tuten 6-18-1 Lane 4-62-0 | Skinner Jr. 4-72-1 Sherrill 3-34-0 |
| Tackles (Solo-Tot) | Lawson 7-9 Phillips II 2-7 | Patterson 4-10 Longwell 2-9 |
| Sacks (No-Yds) | Woodson 1.0-11 | Zunk 1.5-14 |

GAME 2 Alcorn State @ Vandy

| | 1 | 2 | 3 | 4 | TOT |
|---|----|----|---|----|-----------|
|  | 0 | 0 | 0 | 0 | 0 |
|  | 10 | 17 | 7 | 21 | 55 |

DATE Sept. 7 SITE FirstBank Stadium (Nashville, Tenn.)

KICKOFF 6:40 p.m. END 9:48 ELAPSED 3:08
ATTENDANCE 24,080 WEATHER Sunny 74 F/Wind NE 10 MPH

SHUTOUT SATURDAY

NASHVILLE, Tenn. — It was all black and gold on Saturday night at FirstBank Stadium as Vanderbilt shut out Alcorn State 55-0, the first for the Commodores since beating East Tennessee State 38-0 in 2019.

The Commodore offense got started with a 35-yard field goal by Brock Taylor midway through the first quarter before quickly picking up on the following drives. A tight end-to-tight end reverse pass from Eli Stowers to a wide-open Cole Spence set him up for his first reception and touchdown in black and gold.

Quarterback Diego Pavia continued his hot start with the program, putting Vandy up 17-0 with a tip-toeing 5-yard touchdown run in the second quarter.

The Vanderbilt defense shut down any attempt by Alcorn State to get its offense going in the first half, limiting the Braves to just 28 total yards. CJ Taylor came down with the fourth interception of his career in the middle of the first quarter, setting up the eventual touchdown by Spence. That pick made it seven of the last eight games where Vanderbilt's defense has had at least one interception.

A rushing touchdown by Sedrick Alexander—his second of the season—came with five minutes remaining in the half. Alexander now has consecutive games with a rushing touchdown for the first time in his career. Taylor nailed a 46-yard field goal as time ran down in the half to make the Vanderbilt lead 27-0 heading into the locker room.



In the third quarter, AJ Newberry found himself in the end zone for the first time in his career following a 20-yard rush up the middle.

The fourth quarter saw a trio of scores by the Dores. Junior quarterback Nate Johnson took a keeper 58 yards for his first touchdown at Vanderbilt. The Commodores then struck twice within six seconds of game time—first off a 57-yard punt return by Martel Hight, followed by a pick-six by Alan "Taco" Wright on the first play of the ensuing Alcorn State drive. Hight's house call was the first punt return touchdown for Vanderbilt since Jonathan Krause took one back on Nov. 24, 2012, at Wake Forest.



Vanderbilt's 55 points are the most scored in a game since last season's win against Alabama A&M and the most in a shutout since a 58-0 victory against Presbyterian on Sept. 17, 2012. The Commodore defense kept the Braves at bay with only 71 total yards in the game. The last time Vandy held its opponent under 100 yards was when the defense limited Chattanooga to just 93 yards in 2003.

Vanderbilt heads to Atlanta to take on Georgia State at 6 pm C.T. next Saturday. The Commodores look to go 3-0 for the first time in the Clark Lea era.



TEAM STATS

| |  |  |
|------------------------------|---|---|
| First Downs | 6 | 18 |
| Rushing Yards | 40 | 242 |
| Passing Yards | 31 | 100 |
| Total Offense | 71 | 342 |
| Punts-Yards | 8-316 | 2-111 |
| Kickoffs-Yards | 1-61 | 10-624 |
| Possession Time | 28:57 | 31:03 |
| Third Down | 1-11 | 6-10 |
| Fourth Down | 0-0 | 0-0 |
| Red Zone Scores-Chances (TD) | 0-0 | 5-5 |
| Sacks By (Number-Yards) | 2-15 | 1-3 |
| PAT | 0-0 | 7-7 |
| 2-pt Conversions | 0-0 | 0-0 |
| Field Goals | 0-0 | 2-2 |
| Points off Turnovers | 0 | 14 |

INDIVIDUAL LEADERS

| |  |  |
|------------------------|---|---|
| Passing (Yds/C-A-I-TD) | Vaughn 20/5-9-0-0 Hartsfield Jr. -3/1-4-1-0 Macon 14/2-3-1-0 | Pavia 83/10-13-0-0 Stowers 17/1-1-0-1 |
| Rushing (Att-Yds-TD) | Stewart 10-29-0 Macon 2-6-0 | Johnson 2-69-1 Alexander 12-54-1 Newberry 6-54-1 |
| Receiving (Rec-Yds-TD) | Griffin 2-14-0 Blakes 2-6-0 | Brown 3-27-0 Skinner Jr. 2-14-0 |
| Tackles (Solo-Tot) | Summerour 4-5 Dew 2-5 | DiCosmo 3-7 Kollie 1-5 |
| Sacks (No-Yds) | Edwards 1.0-8 Gibson 1.0-7 | Kollie 1.0-3 |

GAME 3 Vandy @ Georgia State

| | 1 | 2 | 3 | 4 | TOT |
|---|---|----|----|----|-----------|
|  | 0 | 10 | 0 | 22 | 32 |
|  | 3 | 9 | 10 | 14 | 36 |

DATE Sept. 14 SITE Center Parc Stadium (Atlanta)

KICKOFF 7:02 p.m. ET END 10:46 p.m. ELAPSED 3:44
ATTENDANCE 14,413 WEATHER Overcast 72 F/Wind E 13 MPH

DORES FALL SHORT

ATLANTA — Vanderbilt's fourth-quarter comeback came undone on Saturday, as Georgia State scored a touchdown in the game's closing seconds to hand the Commodores a 36-32 loss at Center Parc Stadium.

It is Vandy's first loss of the 2024 season, as the Dores now stand at 2-1 overall. The win improves Georgia State to 2-1.

Trailing by two scores late in the fourth quarter the Commodore offense went full steam. Vanderbilt posted back-to-back touchdowns in 1:15 to take its first lead at 32-29. Running back Sedrick Alexander rushed into the end zone from one-yard out with 1:14 left to play.

Georgia State answered by going 75 yards downfield in seven plays, finding the end zone in 59 seconds. The Panthers reclaimed the lead when quarterback Christian Veilleux found a streaking Ted Hurst for a 25-yard touchdown with 15 seconds left to play.



The Commodores could not find pay dirt on their final possession, as the clock expired with Vanderbilt at its 47-yard line after completing a 17-yard pass.

The Dores amassed 380 yards of total offense. Graduate student Diego Pavia had his first 300-yard game as a Commodore, as the quarterback collected 310 total yards of offense. Pavia tossed for a season-high 270 yards and added 40 yards on the ground. He threw for a pair of touchdowns against the Panthers, finding Junior Sherrill for an 8-yard score right before halftime, then connected with tight end Eli Stowers for an 18-yard touchdown early in the fourth quarter.



Stowers hauled in nine receptions for 110 yards, both marks are single-game highs by a Commodore this season. A total of seven Dores caught a pass on Saturday. Alexander rushed for a team-best 42 yards and a score on 11 carries, as he has recorded a touchdown in all three games this season. AJ Newberry collected a touchdown for the second-straight game, while he hauled in a two-point conversion on Vanderbilt's final touchdown. The running back also added a 53-yard reception in the second quarter, which is the longest reception by a Vandy player this season, that set up the Commodores' first touchdown.

Randon Fontenette led the Vandy defense with eight tackles. Aeneas DiCosmo and Bryan Longwell teamed up for a sack, while the Dores had five tackles for loss. Longwell recorded his first collegiate interception and had four tackles against the Panthers.

TEAM STATS

| |  |  |
|------------------------------|---|---|
| First Downs | 23 | 25 |
| Rushing Yards | 110 | 157 |
| Passing Yards | 270 | 269 |
| Total Offense | 380 | 426 |
| Punts-Yards | 3-105 | 4-161 |
| Kickoffs-Yards | 7-452 | 7-453 |
| Possession Time | 27:22 | 32:38 |
| Third Down | 6-13 | 9-16 |
| Fourth Down | 1-2 | 0-0 |
| Red Zone Scores-Chances (TD) | 5-5 | 3-3 |
| Sacks By (Number-Yards) | 1-14 | 2-15 |
| PAT | 3-3 | 4-4 |
| 2-pt Conversions | 1-1 | 0-0 |
| Field Goals | 1-1 | 2-3 |
| Points off Turnovers | 7 | 3 |

INDIVIDUAL LEADERS



| |  |  |
|------------------------|---|---|
| Passing (Yds/C-A-I-TD) | Pavia 270/18-33-0-2 Alexander 11-42-1 Pavia 15-40-0 Stowers 9-110-1 Newberry 1-53-0 | Veilleux 269/26-41-1-3 Brock 15-96-0 Ford 6-35-0 Hurst 7-128-2 Fleming 6-49-0 |
| Rushing (Att-Yds-TD) | Fontenette 4-8 K. Taylor 6-7 | Swint 5-8 Robinson 3-7 |
| Receiving (Rec-Yds-TD) | Longwell 0.5-7 DiCosmo 0.5-7 | Swint 2.0-15 |
| Tackles (Solo-Tot) | | |
| Sacks (No-Yds) | | |



GAME 1 | VUFB NOTES

GAME RECAPS

GAME 4 Vandy @ Missouri

| | 1 | 2 | 3 | 4 | 1OT | 2OT | TOT |
|--|---|---|----|---|-----|-----|-----------|
|  | 7 | 6 | 7 | 0 | 7 | 0 | 27 |
|  | 7 | 3 | 10 | 0 | 7 | 3 | 30 |

DATE Sept. 21 SITE Memorial Stadium (Columbia, Mo.)

KICKOFF 3:20 p.m. END 7:01 p.m. ELAPSED 3:40
ATTENDANCE 62,621 WEATHER Sunny 74F / Wind SE 4MPH

DORES FALL IN DOUBLE OVERTIME
COLUMBIA, Mo. — Blake Craig kicked a 37-yard field goal on the first possession of double overtime on Saturday to help lead No. 7/8 Missouri to a 30-27 victory over Vanderbilt at Faurot Field.

Craig's score came after Brady Cook found Luther Burden III for a 25-yard touchdown to send the game to a second extra period. The Commodores (2-2, 0-1 SEC) had an opportunity to tie the contest but saw a 31-yard field-goal attempt go wide left.

Cook finished 23-of-37 passing for 226 yards and two scores, with Burden posting six receptions for a game-high 76 yards while catch both of those touchdown passes. Nate Noel ran for 199 yards on 24 carries as well as the Tigers (4-0, 1-0) finished with 442 yards of total offense.

Diego Pavia countered with 178 yards and a pair of touchdown throws for the Dores, hitting 14-of-23 attempts, and he led Vandy after finishing with 84 yards on 17 rushes as well. Eli Stowers was his top target after catching seven balls for 57 yards, while Sedrick Alexander chipped in with 52 yards on 11 carries.



Bryan Longwell and Langston Patterson paced the Vanderbilt defense with 12 and 11 tackles, respectively, with Longwell credited with 2½ stops behind the line of scrimmage. Randon Fontenette supplied eight tackles and Martel Hight finished with seven also.

Marvin Burks has 12 tackles to pace the Tigers and share game-high honors with Longwell as the Tigers limited the Commodores to 324 total yards.



Missouri scored on its first two possessions of the second half, with Craig hitting a field goal from 54 yards out and Marcus Carroll adding a three-yard touchdown run less than three minutes later to give the Tigers their first lead, 20-13. The Commodores would even the score late in the third quarter when AJ Newberry reached the end zone from four yards out to cap an eight-play, 80-yard march by Vandy that took over five minutes off the clock.

Pavia gave the Dores an early 7-0 with a 65-yard touchdown pass to Joseph McVay less than six minutes into the contest, but when Mizzou answered on its ensuing possession with a 20-yard scoring pass from Cook to Burden the score was tied at the end of the opening period. Brock Taylor put Vandy back in front in the first 90 seconds of the second quarter after connecting on a 27-yard field goal, and following a 23-yard Craig field goal with just over a minute remaining in the half Taylor responded with a school-record 57-yard field goal as time expired to give the Commodores a 13-10 lead at the break.



TEAM STATS

| |  |  |
|------------------------------|---|---|
| First Downs | 15 | 22 |
| Rushing Yards | 146 | 216 |
| Passing Yards | 178 | 226 |
| Total Offense | 326 | 442 |
| Punts-Yards | 6-280 | 3-115 |
| Kickoffs-Yards | 4-252 | 5-260 |
| Possession Time | 26:54 | 33:06 |
| Third Down | 4-14 | 7-17 |
| Fourth Down | 0-0 | 0-1 |
| Red Zone Scores-Chances (TD) | 2-2 | 3-4 |
| Sacks By (Number-Yards) | 3-13 | 1-12 |
| PAT | 3-3 | 3-3 |
| 2-pt Conversions | 0-0 | 0-0 |
| Field Goals | 2-4 | 3-6 |
| Points off Turnovers | 0 | 0 |

INDIVIDUAL LEADERS

| |  |  |
|------------------------|---|---|
| Passing (Yds/C-A-I-TD) | Pavia 178/14-23-0-2 | Cook 226/23-37-0-2 |
| Rushing (Att-Yds-TD) | Pavia 17-84-0 Alexander 11-52-0 | Noel 24-199-0 Carroll 5-10-1 |
| Receiving (Rec-Yds-TD) | Stowers 7-57-0 McVay 1-65-1 | Burden 6-76-2 Wease 5-55-0 |
| Tackles (Solo-Tot) | Longwell 6-12 Patterson 5-11 | Burks 1-12 McClellan 2-7 |
| Sacks (No-Yds) | Fontenette 1.0-7 Sydnor 1.0-5 Longwell 1.0-1 | Hicks 1.0-12 |

GAME 5 Alabama @ Vandy

| | 1 | 2 | 3 | 4 | TOT |
|---|----|----|----|----|-----------|
|  | 7 | 7 | 14 | 7 | 35 |
|  | 13 | 10 | 7 | 10 | 40 |

DATE Oct. 5 SITE FirstBank Stadium (Nashville, Tenn.)

KICKOFF 3:20 p.m. END 6:47 p.m. ELAPSED 3:26
ATTENDANCE 28,934 WEATHER Sunny 85F / Wind NE 4MPH

THIS MAGIC MOMENT
NASHVILLE, Tenn. — There are only a few times in one's life when they know they are witnessing history, and Vanderbilt's 40-35 win over No. 1/2-ranked Alabama on Saturday was just that for a sell-out crowd at FirstBank Stadium.

The victory over the No. 1/2 Crimson Tide marks the first time in program history that the Commodores defeated the top-ranked team in the nation. Additionally, it is the school's first win over a top-five team.

Quarterback Diego Pavia collected 308 total yards in the win over the Tide, passing for 252 yards and two touchdowns. Tight end Eli Stowers had a game-high 113 receiving yards on six receptions.

The Dores outgained Alabama in rushing yards, 166-84, led by Sedrick Alexander's 64 yards. The sophomore added a pair of scores on the ground.

Vanderbilt controlled the clock for most of the night against Alabama, as Vandy held the ball for 42:08 compared to the Crimson Tide's 17:52.

The Dores never trailed the Tide on Saturday. Vandy opened the game with a 75-yard drive, as Alexander punched it in from seven yards out. The Vanderbilt defense extended the lead to 13-0 after Randon Fontenette's pick-six off a tipped pass by De'Rickey Wright.

Alabama got on the board at the 4:22 mark of the first quarter to make it a 13-7 contest. Vanderbilt answered as Alexander darted into the endzone to give the Dores a 20-7 lead.

Vanderbilt took a 23-14 lead late in the second quarter thanks to a 51-yard field goal by sophomore Brock Taylor.

Alabama bookended halftime with a pair of touchdowns of its own to make it a two-point game at 23-21 with 12:01 left in the third quarter.



Pavia led the Commodores down the field on the next possession, facing a 4th-and-1 at the Alabama 36-yard line. The Commodore quarterback lofted a pass down the field that found the hands of Junior Sherill in the endzone to make it a 30-21 contest late in the third.

Alabama punched back with a 58-yard dart to Ryan Williams to pull back within two points at 30-28. The Dores extended their lead to 33-28 midway through the fourth quarter after Taylor drilled a 33-yard field goal.

Pavia gave Vanderbilt a 40-28 lead with 5:26 left to play in the game after he found Kamrean Johnson for a six-yard score to cap off a 7-play, 53-yard drive that milked 4:29 off the clock.

The Crimson Tide responded again with a quick score to pull back within five points at 40-35 with 2:21 left in the contest. Vanderbilt was ran out the clock on the next possession to secure the historic five-point victory over the No. 1-ranked team in the nation.



TEAM STATS

| |  |  |
|------------------------------|---|---|
| First Downs | 17 | 26 |
| Rushing Yards | 84 | 166 |
| Passing Yards | 310 | 252 |
| Total Offense | 394 | 418 |
| Punts-Yards | 2-87 | 2-76 |
| Kickoffs-Yards | 6-377 | 8-517 |
| Possession Time | 17:52 | 42:08 |
| Third Down | 3-7 | 12-18 |
| Fourth Down | 1-1 | 1-1 |
| Red Zone Scores-Chances (TD) | 4-4 (4) | 4-4 (3) |
| Sacks By (Number-Yards) | 0-0 | 3-11 |
| PAT | 5-5 | 4-5 |
| 2-pt Conversions | 0-0 | 0-0 |
| Field Goals | 0-0 | 2-2 |
| Points off Turnovers | 0 | 6 |

INDIVIDUAL LEADERS

| |  |  |
|------------------------|---|---|
| Passing (Yds/C-A-I-TD) | Milroe (310/18-24-1-1) | Pavia (252/16-20-0-2) |
| Rushing (Att-Yds-TD) | Miller (5-45-2) Haynes (6-23-0) | Alexander (21-64-2) Pavia (20-56-0) |
| Receiving (Rec-Yds-TD) | Williams (3-82-1) Bernard (3-70-0) | Stowers (6-113-0) Skinner Jr. (3-38-0) |
| Tackles (Solo-Tot) | Campbell (6-12) Moore (6-10) | Longwell (5-8) Patterson (2-7) |
| Sacks (No-Yds) | | Rinaldi (1.0-3) Capers (1.0-8) |

GAME 6 Vandy @ Kentucky

| | 1 | 2 | 3 | 4 | TOT |
|---|---|---|---|---|-----------|
|  | 7 | 7 | 3 | 3 | 20 |
|  | 0 | 7 | 0 | 6 | 13 |

DATE Oct. 12 SITE Kroger Field (Lexington, Ky.)

KICKOFF 6:55 p.m. CT END 11:18 p.m. ELAPSED 3:23
ATTENDANCE 62,120 WEATHER Clear 70F / Wind SW 6MPH

DORES ROLL ON
LEXINGTON, Ky. – There was no hangover for the Vanderbilt football team coming off the biggest win in school history, as the Commodores won a 20-13 slugfest at Kentucky on Saturday to post back-to-back SEC wins.

Quarterback Diego Pavia threw for two touchdowns and amassed 196 total yards in the victory. Pavia completed 15-of-18 for 143 yards, tossed for a pair of scores, and added 53 yards on the ground.

Senior Richie Hoskins led the Dores with a career-high 44 receiving yards and one touchdown on three receptions. He found paydirt towards the end of the first half, as Pavia tossed an 18-yard dart down the sideline to Hoskins to give Vandy a 14-7 lead with 13 seconds left before halftime.

The Commodores' offense opened the game with a season-long 97-yard touchdown drive, as Vandy went down the field in eight plays to take a 7-0 lead over the Wildcats. Running back AJ Newberry hauled in a 20-yard touchdown pass to record his first receiving touchdown of the season.

Kentucky tied the game on the ensuing possession, then the two SEC rivals traded turnovers. The Dores threw their first interception of the season at the 10:33 mark of the second quarter. Vanderbilt's defense got the ball back minutes later, as cornerback Trudell Berry forced a fumble that linebacker Nick Rinaldi recovered at the Vanderbilt 34-yard line with 2:24 remaining before the half.

Pavia moved the Dores 60 yards downfield in six plays on their final possession of the first half, finishing the drive with an 18-yard touchdown to Hoskins that gave Vandy a 14-7 lead going into the locker room.

Vanderbilt extended its lead to 17-7 with a 49-yard field goal from Brock Taylor on the opening possession of the second half.



On the next possession, the Wildcats botched a field goal attempt from the Vandy 5-yard line, which resulted in safety De'Rickey Wright intercepting a pass from the UK holder.

Coming off the Wright interception, Vanderbilt drove the ball to the Kentucky 32-yard line, where Taylor drilled a 50-yard field goal to push the Commodore advantage out to 20-7.



Kentucky cut into that lead with a 22-yard touchdown pass with 7:02 left in the game. The Commodores had to punt the ball back to UK on its next possession.

The Vandy defense took the field with 2:26 remaining, clinging to a 20-13 lead. The Wildcats got into Vanderbilt territory, but the Dores stood tall, as safety CJ Taylor sealed the game with an interception at the 1:06 mark of the fourth quarter.

TEAM STATS



| |  |  |
|------------------------------|---|---|
| First Downs | 19 | 23 |
| Rushing Yards | 145 | 164 |
| Passing Yards | 143 | 158 |
| Total Offense | 288 | 322 |
| Punts-Yards | 2-89 | 2-80 |
| Kickoffs-Yards | 5-259 | 3-195 |
| Possession Time | 34:35 | 25:25 |
| Third Down | 8-13 | 4-9 |
| Fourth Down | 0-0 | 1-3 |
| Red Zone Scores-Chances (TD) | 2-2 (2) | 1-2 (1) |
| Sacks By (Number-Yards) | 1-2 | 3-32 |
| PAT | 2-2 | 1-1 |
| 2-pt Conversions | 0-0 | 0-1 |
| Field Goals | 2-2 | 0-0 |
| Points off Turnovers | 3 | 0 |

INDIVIDUAL LEADERS

| |  |  |
|------------------------|---|---|
| Passing (Yds/C-A-I-TD) | Pavia (143/15-18-1-2) Alexander (11-58-0) Pavia (14-53-0) | Vandagriff (158/15-25-0-1) Sumo-Kamgbaye (12-59-1) Vandagriff (9-37-0) |
| Rushing (Att-Yds-TD) | Alexander (4-18-0) Hoskins (3-44-1) | Key (8-83-1) Brown (3-36-0) |
| Receiving (Rec-Yds-TD) | Fontenette (5-7) Longwell (1-5) | Dumas-Johnson (6-0) Lovett (5-9) |
| Tackles (Solo-Tot) | | Jackson (1.0-15) Dumas-Johnson (1.0-12) Weaver (1.0-5) |
| Sacks (No-Yds) | Rinaldi (1.0-2) | |



GAME 7
Ball State @ Vandy

| | 1 | 2 | 3 | 4 | TOT |
|--|---|----|---|----|-----------|
|  | 7 | 0 | 7 | 0 | 14 |
|  | 3 | 11 | 0 | 10 | 24 |

DATE Oct. 19
SITE FirstBank Stadium (Nashville, Tenn.)

KICKOFF 6:02 p.m.
END 8:58 p.m.
ELAPSED 2:56
ATTENDANCE 27,884
WEATHER Clear 64F / Wind NE 3MPH

COMMODORES CAPTURE THIRD STRAIGHT WIN

NASHVILLE, Tenn. — Vanderbilt football outlasted Ball State 24-14 on Saturday night in the first meeting between the two programs, giving the Commodores their best start since opening the 2008 season 5-0.

Vanderbilt (5-2, 2-1 SEC) entered the matchup having scored first in each of the last three games. Ball State (2-5, 1-2 MAC) ended that streak on its opening drive, producing a 9-yard rushing touchdown from wide receiver Kiaeel Kelly to put the Cardinals up 7-0. The Commodores got on the board with 1:42 remaining in the first quarter behind sophomore Brock Taylor's 27-yard field goal. Moments later, a promising Vanderbilt drive fizzled out in the red zone, allowing Taylor to add another kick with 11:37 to go in the second. Taylor's two first-half field goals marked the fourth straight game, and sixth total this season, that the Commodore kicker has converted multiple attempts in a contest.

Vanderbilt generated a much-needed spark ahead of the halftime break. Graduate quarterback Diego Pavia dumped a screen pass off to junior Eli Stowers, with the tight end breaking free en route to a 41-yard score. The play is tied for the longest catch of Stowers' career; he had a 41-yard reception against Virginia Tech earlier this season. The Dores added to the lead with a successful two-point conversion, a pass from Pavia to junior Cole Spence. Vanderbilt held a 14-7 advantage at the half while producing its most first-half yardage this season, 285



The second half continued to be a low-scoring battle. Ball State evened the score 14-14 with 6:03 remaining in the third quarter, as quarterback Kadin Semonza threw a 7-yarder to tight end Tanner Koziol for the score. Vanderbilt reclaimed the lead 17-14 on its next drive behind yet another kick from Taylor, nailing a 38-yarder for his third make of the contest, a single-game career high. The kick also moved him into a tie for the sixth-most field goals in a single season in program history with 14.

The Commodores scored their first and only touchdown of the second half on a Pavia rush from five yards out. The Vanderbilt quarterback, who entered Saturday leading the SEC in quarterback rushing yards, now has three rushing touchdowns on the season. Pavia's run extended the lead to 24-14 with 7:48 left in the fourth quarter. Vanderbilt did not allow Ball State to score for the remainder of the game, holding the Cardinals to just 78 rushing yards throughout evening.



Stowers, Vanderbilt's leading receiver this season, finished at the top of the receiving yardage once again with eight catches for 130 yards on Saturday. The tight end now has three games of 100 receiving yards or more this season, the most by a Commodore since Jordan Matthews in 2013.

The victory marks the Dores' first three-game win streak in a single season since 2017, which is also the best home start since going 6-0 in 1982. Vanderbilt, who received votes in the most recent polls, hosts No. 1/1 Texas at FirstBank Stadium next Saturday. The matchup comes nearly 100 years after the Longhorns last visited Nashville, a 14-6 Commodore victory in 1925. Kickoff is set for an afternoon time of 2:30-3:30 p.m. CT.


TEAM STATS

| |  |  |
|-------------------------------------|---|---|
| First Downs | 16 | 21 |
| Rushing Yards | 78 | 145 |
| Passing Yards | 190 | 275 |
| Total Offense | 268 | 420 |
| Punts-Yards | 6-252 | 3-137 |
| Kickoffs-Yards | 3-192 | 6-388 |
| Possession Time | 25:25 | 34:35 |
| Third Down | 2-9 | 9-16 |
| Fourth Down | 1-1 | 0-0 |
| Red Zone Scores-Chances (TD) | 2-2 (2) | 4-4 (1) |
| Sacks By (Number-Yards) | 1-3 | 2-17 |
| PAT | 2-2 | 1-1 |
| 2-pt Conversions | 0-0 | 1-1 |
| Field Goals | 0-0 | 3-3 |
| Points off Turnovers | 0 | 0 |

INDIVIDUAL LEADERS

| |  |  |
|-------------------------------|---|---|
| Passing (Yds/C-A-I-TD) | Semonza (190/21-29-0-1) | Pavia (275/17-31-0-1) |
| Rushing (Att-Yds-TD) | Pemberton (5-32-0) Sloan (7-28-0) | Pavia (13-82-1) Alexander (12-41-0) |
| Receiving (Rec-Yds-TD) | Koziol (9-68-1) Sloan (4-48-0) | Stowers (8-130-1) Skinner Jr. (2-23-0) |
| Tackles (Solo-Tot) | Stemler (6-11) Newson (2-7) | Taylor (6-6) Rinaldi (1.0-12) Thomas (1.0-5) |
| Sacks (No-Yds) | Berger (1.0-3) | |

GAME 8
Texas @ Vandy

| | 1 | 2 | 3 | 4 | TOT |
|---|----|---|---|---|-----------|
|  | 14 | 7 | 3 | 3 | 27 |
|  | 7 | 3 | 7 | 7 | 24 |

DATE Oct. 26
SITE FirstBank Stadium (Nashville, Tenn.)

KICKOFF 3:20 p.m.
END 6:36 p.m.
ELAPSED 3:16
ATTENDANCE 28,934
WEATHER Sunny 70F

COMEBACK THWARTED

NASHVILLE, Tenn. — The No. 25-ranked Vanderbilt football team was denied its second top-five win of the season, as No. 5-ranked Texas knocked off the Commodores, 27-24, Saturday at FirstBank Stadium.

The Commodores attempted to erase a 10-point deficit late in the fourth quarter, as the Longhorns were clinging to a 27-17 lead after making a 23-yard field goal with 1:57 remaining in the game.

No. 25 Vanderbilt would not go down without a fight. The Dores went 75 yards down the field in eight plays, capped off by an 8-yard touchdown pass from quarterback Diego Pavia to tight end Eli Stowers, to make it a 27-24 contest with 46 ticks left on the clock. Vanderbilt lined up for the onside kick, but the No. 5 Longhorns corralled the ball and the three-point victory.

The loss brought Vanderbilt's three-game winning streak to an end. The Dores are now 5-3 overall and 2-2 in SEC play, while Texas improved to 7-1 on the year and 3-1 in SEC games. Pavia posted 210 total yards and collected three touchdowns against the Longhorns, throwing two scores and adding another on the ground. It is the fifth-straight game that Pavia has scored two or more touchdowns, while it is the second time he has totaled three scores in a game at Vanderbilt.



Stowers and wide receiver Junior Sherrill hauled in a touchdown in the loss, as each player now has a team-leading three touchdown receptions on the year. Sherrill added a season-high 62 yards on five catches to his stat line, while Stowers collected 33 yards through the air on three catches.

Kicker Brock Taylor converted a 54-yard field goal to end the first half and cut Vandy's deficit to 21-10 going into the locker room. It was his fifth field goal of 50 or more yards this season, which sets the school record for most 50-yard field goals in a season.



Linebacker Bryan Longwell paced the Dores with 11 tackles, just one short of his career-best performance. The Commodore defense had a pair of interceptions for the second game this season, with razor Miles Capers and cornerback Martel Hight picking off one pass each. Star Randon Fontenette had three of Vanderbilt's six pass breakups, one of which led to Capers' third-quarter interception that set up a Commodore touchdown.

Trailing 24-17 midway through the fourth quarter, Vanderbilt forced Texas into a punt that gave the Commodores the ball at their 17-yard line with 8:09 remaining in the game. Vandy was stalled at its 35-yard line, as an interception on 4th-and-2 gave the ball to the Longhorns at the Vanderbilt 29 with 5:05 left on the clock. Texas drilled a 23-yard field goal on its ensuing possession to push its lead to 27-17 just after the two-minute timeout.



TEAM STATS

| |  |  |
|-------------------------------------|---|---|
| First Downs | 20 | 17 |
| Rushing Yards | 104 | 114 |
| Passing Yards | 288 | 155 |
| Total Offense | 392 | 269 |
| Punts-Yards | 4-145 | 5-241 |
| Kickoffs-Yards | 6-380 | 3-195 |
| Possession Time | 31:09 | 28:51 |
| Third Down | 9-15 | 3-12 |
| Fourth Down | 0-0 | 1-2 |
| Red Zone Scores-Chances (TD) | 3-3 (1) | 3-3 (3) |
| Sacks By (Number-Yards) | 0-0 | 4-29 |
| PAT | 3-3 | 3-3 |
| 2-pt Conversions | 0-0 | 0-0 |
| Field Goals | 2-2 | 1-1 |
| Points off Turnovers | 3 | 14 |

INDIVIDUAL LEADERS

| |  |  |
|-------------------------------|---|---|
| Passing (Yds/C-A-I-TD) | Ewers (288/27-37-2-3) | Pavia (143/16-29-2-2) Johnson (12/1-2-0-0) |
| Rushing (Att-Yds-TD) | Wisner (17-79-0) Blue (10-47-0) | Pavia (16-67-1) Alexander (10-32-0) |
| Receiving (Rec-Yds-TD) | Moore Jr. (6-97-2) Wisner (5-39-0) | Sherrill (5-62-1) Alexander (4-21-0) |
| Tackles (Solo-Tot) | Hill Jr. (5-8) McDonald (5-7) | Longwell (6-11) C. Taylor (8-8) |
| Sacks (No-Yds) | | Fontenette (1.5-12) Rinaldi (1.0-10) Sydnor (1.0-7) |

GAME 9
Vandy @ Auburn

| | 1 | 2 | 3 | 4 | TOT |
|---|---|---|---|---|-----------|
|  | 7 | 0 | 3 | 7 | 17 |
|  | 0 | 7 | 0 | 0 | 7 |

DATE Nov. 2
SITE Jordan-Hare Stadium (Auburn, Ala.)

KICKOFF 11:47 a.m.
END 3:08 p.m.
ELAPSED 3:21
ATTENDANCE 88,043
WEATHER Sunny 75F / Wind E 5MPH

VANDERBILT VICTORIOUS AT AUBURN

AUBURN, Ala. – Vanderbilt's football team, which is receiving votes in both rankings, became bowl eligible for the first time since 2018 Saturday afternoon as it defeated Auburn 17-7 at Jordan-Hare Stadium. It was the Dores' first-ever win on The Plains.

The Commodores (6-3, 3-2 SEC) picked up their third conference win of the season, their most SEC wins since recording three in 2018. The Tigers are now 3-6 this season and 1-5 in conference play.

Quarterback Diego Pavia threw for 143 yards and two scores Saturday, his seventh game this season with multiple passing touchdowns. Sedrick Alexander recorded a team-high 49 all-purpose yards to aid Vandy's offensive efforts.

The Commodore offensive line did not allow a sack by the Tigers' defense. It is the second game this season in which Vanderbilt did not allow a sack, the first coming in the Commodores' win over Alabama.

CJ Taylor and Langston Patterson contributed seven tackles each to lead the Dores' defense. For the second consecutive game, Randon Fontenette finished with a career-high-tying 2.5 tackles for loss. Aeneas DiCiosmo, Miles Capers and Kordae Sydnor each recorded a sack in the win.

Vanderbilt got on the board first when Pavia found AJ Newberry for a 28-yard passing touchdown, Newberry's second receiving touchdown of the season.

Auburn evened the score in the second quarter on a 30-yard touchdown catch by tight end Rivaldo Fairweather from quarterback Payton Thorne.



Kicker Brock Taylor nailed a 31-yard field goal to give the Commodores the lead with 1:05 left in the third quarter. With 16 this season, Taylor is tied for second on the Dores' all-time list for field goals made.

The Tigers had forced the Commodores to a field goal attempt at their own eight-yard line but committed a personal foul, giving Vandy the automatic first down. The Dores capitalized on the penalty and extended their lead to 10 points. Tight end Eli Stowers caught Pavia's four-yard pass to score and close out a drive that lasted 14 plays, 78 yards and 8:53. It is Vanderbilt's second-longest (TOP) scoring drive this season.



With less than two minutes to play, Thorne found Fairweather on a 16-yard pass for what would have been an Auburn first down were it not for CJ Taylor forcing his first fumble of the season, which was recovered by De'Rickey Wright to give the Dores back the ball.

Vanderbilt was able to run out the clock on the Tigers and earn its third SEC win this season and first chance for postseason play in six seasons.

TEAM STATS



| |  |  |
|-------------------------------------|---|---|
| First Downs | 12 | 14 |
| Rushing Yards | 84 | 88 |
| Passing Yards | 143 | 239 |
| Total Offense | 227 | 327 |
| Punts-Yards | 8-423 | 6-265 |
| Kickoffs-Yards | 4-256 | 2-130 |
| Possession Time | 31:57 | 28:03 |
| Third Down | 4-16 | 2-13 |
| Fourth Down | 1-1 | 2-3 |
| Red Zone Scores-Chances (TD) | 2-2 (1) | 0-0 (0) |
| Sacks By (Number-Yards) | 4-17 | 0-0 |
| PAT | 2-2 | 1-1 |
| 2-pt Conversions | 0-0 | 0-0 |
| Field Goals | 1-1 | 0-2 |
| Points off Turnovers | 0 | 0 |

INDIVIDUAL LEADERS

| |  |  |
|-------------------------------|---|---|
| Passing (Yds/C-A-I-TD) | Pavia (143/9-22-0-2) | Thorne (239/20-29-0-1) |
| Rushing (Att-Yds-TD) | Alexander (10-28-0) Pavia (12-26-0) | Hunter (12-50-0) Cobb (4-28-0) |
| Receiving (Rec-Yds-TD) | Skinner Jr. (2-30-0) Stowers (2-20-1) | Fairweather (5-66-1) Lambert-Smith (4-78-0) |
| Tackles (Solo-Tot) | C. Taylor (4-7) Patterson (4-7) | Mausi (8-8) Riddick (4-5) Thompson (2-5) |
| Sacks (No-Yds) | Capers (1.0-3) DiCiosmo (1.0-3) Sydnor (1.0-1) Fontenette (1.0 -10) | |



GAME 10
USC @ Vandy

| | 1 | 2 | 3 | 4 | TOT |
|--|---|---|----|---|-----|
|  | 0 | 7 | 14 | 7 | 28 |
|  | 0 | 0 | 7 | 0 | 7 |

DATE Nov. 9
SITE FirstBank Stadium (Nashville, Tenn.)

KICKOFF 3:20 p.m.
END 6:25p.m.
ELAPSED 3:05
ATTENDANCE 28,934
WEATHER Rain 68F / Wind E 5MPH

DORES DOWNED BY GAMECOCKS

NASHVILLE, Tenn. — The Vanderbilt football team dropped a rainy matchup to South Carolina on Saturday, falling 28-7 at FirstBank Stadium.

Neither team generated momentum early as Vanderbilt's opening drive lasted just five plays, resulting in a punt. South Carolina steadily marched down the field on the ensuing drive, however, Gamecock kicker Alex Herrera could not convert a 42-yard field goal attempt through the steady drizzle. The miss was his first since Oct. 12 against Alabama.

Weather continued to have a factor on the game throughout the quarter. South Carolina quarterback LaNorris Sellers fumbled deep in Gamecock territory, stripped by Miles Capers on a scramble and recovered by Langston Patterson. The fumble recovery was Patterson's first of the season, and the eighth game this season Vanderbilt has forced a turnover. Seconds later, the Does fell victim to a turnover of their own as quarterback Diego Pavia was hit from behind, fumbling the ball at the 19-yard line. The quarter went on to end 0-0, marking the first time all season Vanderbilt has been held scoreless and the fourth time the Commodores have shut out their opponents in the opening period.



South Carolina took advantage of the fumble soon after, breaking the stalemate with 13:11 left in the second quarter as Sellers found tight end Joshua Simon down the middle for a 17-yard touchdown. The score marked just the third time all season Vanderbilt's opponent scored first. Defense continued to influence the first half as the Gamecocks carried the 7-0 lead into halftime.

South Carolina opened the third quarter with a chunk play, as Sellers found receiver Jared Brown downfield for a 51-yard completion. Running back Raheim Sanders capped off the drive two plays later with a 33-yard touchdown run, pushing the score to 14-0. With the momentum shifting, Pavia responded to lead Vanderbilt down the field with its longest possession of the game, a 10-play, 75-yard touchdown drive. Facing a 3rd-and-8 in the redzone, Pavia got the Does on the board with a 17-yard touchdown scramble. The score was Pavia's fifth rushing touchdown this season.



South Carolina seized control on the strength of its running game, rushing for 98 yards in the third quarter alone. Sanders added his second rushing touchdown on a 1-yard carry with 4:07 to play in the third, pushing the lead to 21-7. The next two Commodore drives went well into Gamecock territory, but ended in empty fourth down conversions. South Carolina iced the game on a 43-yard screen pass from Sellers to Sanders with 7:55 left, producing the final score of 28-7.

The Gamecocks garnered 214 yards on 43 total carries. South Carolina's rushing performance was its second consecutive game with 200 yards or more on the ground.



TEAM STATS

| |  |  |
|------------------------------|---|---|
| First Downs | 25 | 17 |
| Rushing Yards | 214 | 108 |
| Passing Yards | 238 | 166 |
| Total Offense | 452 | 274 |
| Punts-Yards | 6-50 | 5-57 |
| Kickoffs-Yards | 5-318 | 2-130 |
| Possession Time | 30:59 | 29:01 |
| Third Down | 9-12 | 6-13 |
| Fourth Down | 0-0 | 0-2 |
| Red Zone Scores-Chances (TD) | 2-3 (2) | 1-2 (1) |
| Sacks By (Number-Yards) | 2-10 | 0-0 |
| PAT | 4-4 | 1-1 |
| 2-pt Conversions | 0-0 | 0-0 |
| Field Goals | 0-1 | 0-0 |
| Points off Turnovers | 0 | 7 |

INDIVIDUAL LEADERS

| |  |  |
|------------------------|---|---|
| Passing (Yds/C-A-I-TD) | Sellers (238/14-20-0-2) | Pavia (166/16-31-0-0) |
| Rushing (Att-Yds-TD) | Sanders (15-126-2) Sellers (13-38-0) | Pavia (13-65-1) Alexander (10-30-0) |
| Receiving (Rec-Yds-TD) | Harbor (3-43-0) Simon (3-40-1) | Stowers (4-41-0) Skinner Jr. (3-26-0) |
| Tackles (Solo-Tot) | Emmanwori (2-8) Knight Jr. (3-7) | Fontenette (4-7) C. Taylor (3-7) |
| Sacks (No-Yds) | Kenard (1.0-6) Thomas Jr. (1.0-4) | |

GAME 11
Vandy @ LSU

| | 1 | 2 | 3 | 4 | TOT |
|---|---|---|---|---|-----|
|  | 7 | 0 | 3 | 7 | 17 |
|  | 7 | 7 | 7 | 3 | 24 |

DATE Nov. 23
SITE Tiger Stadium (Baton Rouge, La.)

KICKOFF 6:55 p.m.
END 10 p.m.
ELAPSED 3:05
ATTENDANCE 102,086
WEATHER Clear 57F

DORES DROP CONTEST IN DEATH VALLEY

BATON ROUGE, La. — The RV/RV Vanderbilt football team dropped a 24-17 contest to RV/RV LSU in Death Valley Saturday night.

Quarterback Diego Pavia collected multiple touchdowns for the ninth game this season as he posted a passing and a rushing score against the Tigers. The graduate student amassed 229 total yards of offense as he threw for 186 yards and added a team-high 43 yards on the ground.

Wide receiver Quincy Skinner Jr. was one of three Does to haul in three catches, leading the team with a season-high 72 receiving yards and a touchdown.

Linebacker Langston Patterson and STAR Randon Fontenette each recorded double-digit tackles for the Commodores in Death Valley. Patterson registered a game-high 13 stops, while Fontenette added 10 tackles, each with a pass break up.

After forcing the Tigers to punt on an opening drive three-and-out, the Commodores struck first on a 63-yard touchdown pass from Pavia to Skinner on their first offensive play of the night.

LSU responded on the following drive with a 20-yard rushing touchdown by Josh Williams to tie the game at 7-7 midway through the opening quarter. The Tigers were marching down the field looking to take the lead, but the Vandy defense got a stop on 4th-and-goal to keep the game tied at seven-all at the end of the first stanza.

Midway through the second quarter, the Tigers took a 7-point lead on a 21-yard rushing touchdown by Williams.

With 14 seconds left in the half, Jesse Mirco pinned LSU within its 10-yard line with a 57-yard punt. It's his fifth straight contest with a 50-plus yard punt and the eighth game this season that Vandy has downed a punt inside the opponent's 10-yard line.

Brock Taylor drilled a 47-yard field goal to pull the Does to within a score at 14-10 with 8:26 remaining in the third. He has made each of his last 10 field goal attempts over the past seven games.

LSU extended its lead to 24-10 with a touchdown reception by Kyren Lacy on a 12-yard pass from Garrett Nussmeier and a 28-yard field goal by Damian Ramos.



With Vanderbilt facing a 4th-and-9 from its 26-yard line, Mirco faked the punt and rushed for a first down. After moving the chains, the Does were able to move the ball down the field and score on a 1-yard rush by Pavia. It marked his sixth rushing score this season, tied for second-most among SEC quarterbacks.

The Tigers ran out the clock on the Commodores after the Pavia touchdown to seal the game.



TEAM STATS

| |  |  |
|------------------------------|---|---|
| First Downs | 14 | 27 |
| Rushing Yards | 122 | 139 |
| Passing Yards | 186 | 332 |
| Total Offense | 308 | 471 |
| Punts-Yards | 4-207 | 2-74 |
| Kickoffs-Yards | 4-231 | 5-325 |
| Possession Time | 25:17 | 34:43 |
| Third Down | 2-10 | 8-13 |
| Fourth Down | 2-3 | 1-2 |
| Red Zone Scores-Chances (TD) | 1-2 (1) | 3-5 (2) |
| Sacks By (Number-Yards) | 1-6 | 1-2 |
| PAT | 2-2 | 3-3 |
| 2-pt Conversions | 0-0 | 0-0 |
| Field Goals | 1-1 | 1-1 |
| Points off Turnovers | 0 | 0 |

INDIVIDUAL LEADERS

| |  |  |
|------------------------|---|---|
| Passing (Yds/C-A-I-TD) | Pavia (186/13-24-0-1) Pavia (6-43-1) Alexander (9-24-0) | Nussmeier (332/28-37-0-1) Williams (14-90-2) Durham (14-58-0) |
| Rushing (Att-Yds-TD) | Skinner Jr. (3-72-1) Founji (3-55-0) | Lacy (6-85-1) Anderson (6-65-0) |
| Receiving (Rec-Yds-TD) | Patterson (6-13) Fontenette (6-10) | Weeks (5-7) Keys (1-5) |
| Tackles (Solo-Tot) | | Swinson (0.5-1) Washington (0.5-1) |
| Sacks (No-Yds) | Quattara (1.0-6) | |

GAME 12
Tennessee @ Vandy

| | 1 | 2 | 3 | 4 | TOT |
|---|----|----|---|---|-----|
|  | 7 | 17 | 9 | 3 | 36 |
|  | 17 | 0 | 0 | 6 | 23 |

DATE Nov. 30
SITE FirstBank Stadium (Nashville, Tenn.)

KICKOFF 11:08 a.m.
END 2:47 p.m.
ELAPSED 3:39
ATTENDANCE 28,934
WEATHER Sunny 41F / Wind SE 4MPH

DORES FALL TO VOLS

NASHVILLE, Tenn. — Vanderbilt fell to in-state rival Tennessee, 36-23, Saturday afternoon at FirstBank Stadium to close out the 2024 regular season.

The Commodores finished the regular season at 6-6 and 3-5 in SEC play. The six wins are the most for Vandy since the 2018 campaign when the Does collected six victories and played in the 2018 Texas Bowl against Baylor. Tennessee closes out the regular season at 10-2 overall and 6-2 in SEC games.

Quarterback Diego Pavia registered 149 total yards of offense, throwing for 104 yards and adding 45 yards on the ground. Pavia ends the regular season with 716 rushing yards, which sets the Vanderbilt record for most rushing yards by a quarterback in a single season.

Running back Sedrick Alexander rushed for 60 yards on a season-high 17 carries.

The Vanderbilt defense had a couple of players record double-digit tackles against Tennessee. Linebacker Langston Patterson matched his career-best with 13 tackles vs. the Vols, while linebacker Bryan Longwell tallied 10 stops.

Cornerback Martel Hight picked off his second pass of the season early in the second quarter. He is the first Commodore to record multiple interceptions this season, as he now has three career picks at Vandy.

Vanderbilt opened the game with a 100-yard kickoff return from wide receiver Junior Sherrill. It marked the first time since Aug. 26, 2023, vs. Hawai'i, that the Does returned a kickoff for a touchdown. It is also Vandy's first kickoff return of 100 yards since Sept. 20, 2014, vs. South Carolina, which was also the last time the Commodores returned an opening kickoff for a touchdown.

Vandy's defense forced Tennessee to fumble on its third play of the game. Safety CJ Taylor knocked the ball loose, and linebacker Nick Rinaldi pounced on it to set up the Commodores at the Volunteer 27-yard line. Alexander punched it in from four yards out to cap off a 7-play, 26-yard drive that gave Vandy a 14-0 lead.

After a Tennessee touchdown made it a 14-7 contest at the 8:48 mark of the first quarter, Vanderbilt marched 61 yards downfield in nine plays to set up Brock Taylor for a 32-yard field goal that gave the Does a 17-7 advantage with 4:01 left in the first quarter. The 17 first-quarter points for Vanderbilt against Tennessee were the most since Oct. 20, 2007, at No. 6-ranked South Carolina.



The Volunteers scored 36-straight points before Vanderbilt found paydirt again late in the fourth quarter. Pavia connected with wide receiver Richie Hoskins for a 31-yard touchdown that made it a 36-23 contest after a failed 2-point conversion.

Tennessee ran out the clock after the Hoskins' touchdown, as the Volunteers posted the 13-point win over Vanderbilt.

TEAM STATS

| |  |  |
|------------------------------|---|---|
| First Downs | 28 | 15 |
| Rushing Yards | 281 | 108 |
| Passing Yards | 257 | 104 |
| Total Offense | 538 | 212 |
| Punts-Yards | 1-36 | 3-151 |
| Kickoffs-Yards | 7-422 | 6-341 |
| Possession Time | 33:35 | 26:25 |
| Third Down | 11-15 | 4-10 |
| Fourth Down | 0-1 | 0-1 |
| Red Zone Scores-Chances (TD) | 3-3(2) | 2-2(1) |
| Sacks By (Number-Yards) | 3-13 | 0-0 |
| PAT | 4-41 | 2-2 |
| 2-pt Conversions | 0-0 | 0-1 |
| Field Goals | 2-2 | 1-1 |
| Points off Turnovers | 0 | 7 |

INDIVIDUAL LEADERS

| |  |  |
|------------------------|---|---|
| Passing (Yds/C-A-I-TD) | Iamaleava (257/18-26-1-4) | Pavia (104/8-17-1-1) |
| Rushing (Att-Yds-TD) | Sampson (25-178-0) Bishop (13-61-0) | Alexander (17-60-1) Pavia (11-45-0) |
| Receiving (Rec-Yds-TD) | Brazzell (5-54-0) Thornton (3-118-2) | Sherrill (4-30-0) Hoskins (1-31-1) |
| Tackles (Solo-Tot) | Carter (3-7) McCoy (4-6) | Patterson (8-13) Longwell (5-10) |
| Sacks (No-Yds) | Moi (1.0-6) Four players (0.5) | |



GAME 1 | VUFB NOTES

GAME RECAPS

BIRMINGHAM BOWL

Georgia Tech vs. Vandy

| | 1 | 2 | 3 | 4 | TOT |
|----|---|----|---|----|-----|
| GT | 0 | 10 | 3 | 14 | 27 |
| V | 7 | 7 | 7 | 14 | 35 |

DATE Dec 27 SITE Protective Stadium (Birmingham, Ala.)

KICKOFF 2:35 p.m. END 6:56 p.m. ELAPSED 4:20 (52-min. delay)

ATTENDANCE 33,840 WEATHER Cloudy 59F / Rain / Storms

MAGIC CITY BOWL WIN

BIRMINGHAM, Ala. – Vanderbilt quarterback Diego Pavia accounted for five total touchdowns to lead the Commodores to a 35-27 win in the 2024 Birmingham Bowl over Georgia Tech.

Vanderbilt’s victory in the Birmingham Bowl marks the school’s first postseason win since the BBVA Compass Bowl at the conclusion of the 2013 season. The Birmingham Bowl victory gives Vanderbilt a 7-6 record to conclude the 2024 campaign. It is the first winning season for the Commodores since 2013.

The Commodores are now 5-4-1 all-time in bowl games, as Vanderbilt played in its first postseason game since the 2018 Texas Bowl. The Dore posted their first win over Georgia Tech since Oct. 18, 1941. The victory over the Yellow Jackets also brings the Gold Cowbell back to Vanderbilt’s campus for the first time in over 83 years.

Pavia’s five scores set a school record for most touchdowns collected by a Commodore in a bowl game. The quarterback found the end zone three times through the air and twice on the ground against the Yellow Jackets. He collected 244 total yards in the win, throwing for 160 yards and rushing for 84 yards.

Vanderbilt collected 306 total yards of offense, with the Commodores gaining 146 yards on the ground. The Dore cashed in all on five of their visits to the red zone. The Vandy defense collected two turnovers, as safety CJ Taylor picked off his second pass of the season and defensive lineman Aeneas DiCosmo recovered his first fumble. Linebacker Nick Rinaldi posted a career-high 10 tackles and had two of Vanderbilt’s three sacks. In total, the Commodores tallied seven tackles for loss against the Yellow Jackets, led by Rinaldi’s 2.0 stops behind the line of scrimmage.

The Commodores opened the scoring late in the first quarter, as Pavia found tight end Cole Spence for a 7-yard touchdown to cap off an 8-play, 87-yard drive. Georgia Tech pulled even on the ensuing possession, as the Yellow Jackets went 75 yards downfield in 15 plays.

Vandy reclaimed a 14-7 advantage with 1:55 remaining before halftime after another extended drive that melted 8:06 off the clock. The Dore drove 81 yards in 14 plays, as Pavia hit paydirt with a 2-yard rush that put Vanderbilt up by a touchdown. Georgia Tech drilled a 43-yard field goal in the closing seconds of the first half to make it a 14-10 contest going into halftime.

A 33-yard field goal by the Yellow Jackets cut the Vandy lead to 14-13 midway through the third quarter. Vanderbilt extended its lead to 21-13 in the final minute of the third after Pavia found tight end Eli Stowers in the end zone for a 2-yard touchdown reception.

The Commodore defense got the ball back before the end of the third, as Taylor intercepted a pass at the Georgia Tech 33-yard line and returned it 22 yards to set the Vandy offense up 11 yards away from the end zone. It took three plays for Vanderbilt to hit paydirt after the Taylor pick, as Pavia connected with wide receiver Quincy Skinner Jr. for a 7-yard score that put the Dore up 28-13 just five seconds into the fourth quarter.

The Vandy defense collected its second-straight turnover moments later. Edge Mile Capers forced a fumble and DiCosmo recovered at the Commodore 27-yard line to give Vanderbilt the ball back with 13:40 left to play in the game. The Dore once quickly again took advantage of the turnover, scoring in six plays, as Pavia’s 6-yard rushing touchdown gave Vanderbilt a 35-13 advantage with 9:59 remaining.

Inclement weather brought the 2024 Birmingham Bowl to a halt at the 7:17 mark of the fourth quarter, as the teams had to wait out a lightning delay. Georgia Tech scored back-to-back touchdowns out of the stoppage to trim Vanderbilt’s lead to 35-27 with 1:30 left to play.

Needing an onside kick, Georgia Tech kicked the ball out of bounds to give the Commodores the ball for good. Vanderbilt kneeled out the final 90 seconds to secure its first bowl victory in nine seasons.

TEAM STATS

| | GT | V |
|------------------------------|---------|---------|
| First Downs | 24 | 20 |
| Rushing Yards | 190 | 146 |
| Passing Yards | 204 | 160 |
| Total Offense | 394 | 306 |
| Punts-Yards | 3-125 | 4-195 |
| Kickoffs-Yards | 6-274 | 6-353 |
| Possession Time | 28:50 | 31:10 |
| Third Down | 5-12 | 6-12 |
| Fourth Down | 1-2 | 1-1 |
| Red Zone Scores-Chances (TD) | 4-4 (3) | 5-5 (5) |
| Sacks By (Number-Yards) | 1-9 | 3-9 |
| PAT | 3-3 | 5-5 |
| 2-pt Conversions | 0-0 | 0-0 |
| Field Goals | 2-2 | 0-0 |
| Points off Turnovers | 0 | 14 |

INDIVIDUAL LEADERS

| | GT | V |
|------------------------|--|---|
| Passing (Yds/C-A-I-TD) | King (204/25-33-1-3) Haynes (17-136-0) Rutherford (1-29-0) | Pavia (160/13-21-0-3) Pavia (16-85-2) Alexander (13-32-0) Stowers (4-55-1) Alexander (3-31-0) |
| Rushing (Att-Yds-TD) | Haynes (5-32-1) Stockton (2-13-1) | Spence (3-17-1) Fouonji (1-40-0) Rinaldi (8-10) Longwell (4-9) |
| Receiving (Rec-Yds-TD) | Tobe (6-7) Brooks (4-7) | Rinaldi (2.0-5) Quattara (1.0-4) |
| Tackles (Solo-Tot) | Biggers (1.0-9) | |
| Sacks (No-Yds) | | |



THE RECORD WHEN...

| | Lea | | 2023 | | 2024 | |
|--|-----|----|------|----|------|---|
| | W | L | W | L | W | L |
| Overall | 16 | 33 | 2 | 10 | 7 | 6 |
| Home | 9 | 17 | 2 | 4 | 4 | 3 |
| Away | 6 | 16 | 0 | 6 | 2 | 3 |
| Neutral | 1 | 0 | 0 | 0 | 1 | 0 |
| In overtime | 1 | 1 | 0 | 0 | 1 | 1 |
| Coming off a win (immediately preceding week) | 5 | 9 | 1 | 1 | 3 | 3 |
| Coming off a loss (immediately preceding week) | 6 | 17 | 0 | 0 | 1 | 2 |
| Coming off an open date (immediately preceding week) | 1 | 6 | 0 | 0 | 1 | 1 |
| Season Opener | 3 | 1 | 1 | 0 | 1 | 0 |
| Postseason | 1 | 0 | 0 | 0 | 1 | 0 |
| vs. AP Top 25 | 1 | 15 | 0 | 4 | 1 | 3 |
| as AP Top 25 | 0 | 2 | 0 | 0 | 0 | 2 |
| Both teams are in the AP Top 25 | 0 | 1 | 0 | 0 | 0 | 1 |
| Neither team is in the AP Top 25 | 13 | 17 | 2 | 6 | 6 | 2 |
| Team is ranked higher | 0 | 1 | 0 | 0 | 0 | 1 |
| Opponent is ranked higher | 1 | 11 | 0 | 4 | 1 | 3 |
| vs. In-State Opponents | 0 | 5 | 0 | 1 | 0 | 1 |
| In August | 3 | 0 | 1 | 0 | 1 | 0 |
| In September | 5 | 11 | 1 | 4 | 1 | 2 |
| In October | 4 | 11 | 0 | 3 | 3 | 1 |
| In November | 3 | 11 | 0 | 3 | 1 | 3 |
| In December | 1 | 0 | 0 | 0 | 1 | 0 |
| On SEC Network | 6 | 26 | 1 | 8 | 3 | 4 |
| On ABC | 0 | 1 | 0 | 0 | 0 | 1 |
| On CBS | 0 | 1 | 0 | 1 | 0 | 0 |
| On ESPN | 2 | 0 | 0 | 0 | 2 | 0 |
| On ESPN2 | 0 | 1 | 0 | 0 | 0 | 0 |
| On ESPNU | 1 | 1 | 0 | 0 | 0 | 0 |
| On CBS Sports Network | 4 | 2 | 0 | 2 | 1 | 0 |
| On ACC Network | 0 | 1 | 0 | 1 | 0 | 0 |
| On SEC Network +/-ESPN+ | 3 | 2 | 1 | 0 | 1 | 1 |
| On Linear Television | 13 | 31 | 1 | 10 | 6 | 5 |
| On Streaming Platforms (exclusively) | 3 | 2 | 1 | 0 | 1 | 1 |
| Morning/Afternoon Games | 8 | 22 | 0 | 8 | 4 | 4 |
| Night Games (6 p.m. local or later) | 8 | 11 | 2 | 2 | 3 | 2 |
| Decided by three points or fewer | 3 | 5 | 0 | 1 | 0 | 2 |
| Decided by eight points or fewer | 8 | 5 | 1 | 1 | 4 | 3 |
| Scoring first | 9 | 8 | 1 | 2 | 6 | 4 |
| Opponent scores first | 7 | 25 | 1 | 8 | 1 | 2 |
| Leading at halftime | 13 | 4 | 2 | 2 | 6 | 1 |
| Tied at halftime | 1 | 0 | 0 | 0 | 1 | 0 |
| Trailing at halftime | 2 | 29 | 0 | 8 | 0 | 5 |
| Leading after three quarters | 15 | 0 | 2 | 0 | 6 | 0 |
| Tied after three quarters | 1 | 1 | 0 | 0 | 1 | 1 |
| Trailing after three quarters | 0 | 32 | 0 | 8 | 0 | 5 |
| Scoring 40+ points | 5 | 0 | 1 | 0 | 2 | 0 |
| Scoring 30-39 points | 6 | 2 | 1 | 1 | 2 | 1 |
| Scoring 20-29 points | 4 | 5 | 0 | 5 | 2 | 3 |
| Scoring 0-19 points | 1 | 26 | 0 | 4 | 1 | 2 |
| Allowing 40+ points | 0 | 14 | 0 | 4 | 0 | 0 |
| Allowing 30-39 points | 2 | 13 | 0 | 6 | 1 | 3 |
| Allowing 20-29 points | 8 | 5 | 1 | 0 | 2 | 3 |
| Allowing 0-19 points | 6 | 1 | 1 | 0 | 4 | 0 |
| Outrushing opponent | 9 | 4 | 0 | 0 | 4 | 1 |
| Getting outrushed | 7 | 29 | 2 | 10 | 3 | 5 |
| Passing for more yards | 5 | 6 | 0 | 3 | 2 | 1 |
| Passing for fewer yards | 11 | 27 | 2 | 7 | 5 | 5 |
| Passing yards tied | 0 | 0 | 0 | 0 | 0 | 0 |
| Outgaining opponent | 7 | 3 | 1 | 2 | 3 | 0 |
| Outgained by opponent | 9 | 30 | 1 | 8 | 4 | 6 |
| Winning time of possession | 13 | 15 | 0 | 5 | 7 | 0 |
| Losing time of possession | 3 | 18 | 2 | 5 | 0 | 6 |
| Scoring a defensive or special teams TD | 6 | 4 | 2 | 2 | 2 | 1 |
| Allowing a defensive or special teams TD | 0 | 8 | 0 | 3 | 0 | 0 |
| Fewer penalty yards | 8 | 23 | 1 | 9 | 4 | 3 |
| More penalty yards | 6 | 10 | 1 | 1 | 2 | 3 |
| Penalty yards tied | 2 | 0 | 0 | 0 | 1 | 0 |
| Winning turnover battle | 8 | 11 | 0 | 4 | 5 | 1 |
| Losing turnover battle | 2 | 12 | 1 | 3 | 0 | 1 |
| Turnovers even | 6 | 10 | 1 | 3 | 2 | 4 |
| Having a 100-yard rusher | 5 | 5 | 0 | 0 | 1 | 0 |
| Having a 200-yard passer | 6 | 9 | 1 | 5 | 1 | 1 |
| Having a 100-yard receiver | 5 | 7 | 0 | 3 | 2 | 1 |
| Having a QB rush for 100 yards | 3 | 1 | 0 | 0 | 1 | 0 |
| Allowing a 100-yard rusher | 3 | 13 | 0 | 5 | 3 | 3 |
| Allowing a 200-yard passer | 8 | 26 | 1 | 9 | 4 | 6 |
| Allowing a 100-yard receiver | 5 | 15 | 1 | 7 | 0 | 2 |
| Allowing a QB to rush for 100 yards | 0 | 0 | 0 | 0 | 0 | 0 |

STARTER SHEET *includes previous school(s)

| OFFENSE | Pos. | 2024 | Streak | Career | DEFENSE | Pos. | 2024 | Streak | Career |
|-------------------|------|------|--------|--------|--------------------|------|------|--------|--------|
| Diego Pavia | QB | 13 | 28* | 28* | Zaylin Wood | DL | 3 | 0 | 33* |
| Chase Mitchell | OL | 13 | 27* | 27* | Martel Hight | CB | 13 | 14 | 19 |
| Sedrick Alexander | RB | 13 | 19 | 19 | Yilanan Outtara | DL | 10 | 10 | 16 |
| Junior Sherrill | WR | 12 | 10 | 13 | Kolbey Taylor | CB | 6 | 1 | 15* |
| Cole Spence | TE | 11 | 10 | 11 | Bryan Longwell | LB | 13 | 13 | 15 |
| Kevo Wesley | OL | 5 | 1 | 6 | Mark Davis | CB | 0 | 0 | 14* |
| Eli Stowers | TE | 5 | 0 | 5 | Miles Capers | LB | 12 | 6 | 14 |
| Richie Hoskins | WR | 3 | 2 | 5 | Randon Fontenette | STAR | 11 | 0 | 11 |
| Grayson Morgan | OL | 0 | 0 | 4 | Langston Patterson | LB | 11 | 6 | 11 |
| Gabe Fisher | FB | 3 | 0 | 3 | Khordae Sydnor | DL | 11 | 10 | 11 |
| AJ Newberry | RB | 1 | 0 | 1 | Trudell Berry | CB | 0 | 0 | 7 |
| Emmanuel Adebi | TE | 1 | 0 | 1 | Jaylin Lackey | CB | 5 | 0 | 5 |
| | | | | | Nick Rinaldi | LB | 2 | 0 | 2 |
| | | | | | Marlen Sewell | S | 1 | 0 | 2 |
| | | | | | Linus Zunk | DL | 1 | 0 | 1 |
| | | | | | Bryce Cowan | LB | 1 | 0 | 1 |

STARTERS BY POSITION at Vandy only

| Pos. | OFFENSE | Career | Pos. | DEFENSE | Career |
|------|-------------------|--------|------|--------------------|--------|
| QB | Diego Pavia | 13 | DT | Yilanan Ouattara | 11 |
| RB | Sedrick Alexander | 18 | | Zaylin Wood | 3 |
| | AJ Newberry | 1 | DE | Khordae Sydnor | 11 |
| FB | Gabe Fisher | 3 | | Yilanan Ouattara | 4 |
| WR | Junior Sherrill | 13 | | Miles Capers | 2 |
| | Richie Hoskins | 5 | | Linus Zunk | 1 |
| TE | Cole Spence | 11 | RZ | Miles Capers | 12 |
| | Eli Stowers | 5 | | Nick Rinaldi | 1 |
| | Emmanuel Adebi | 1 | LB | Bryan Longwell | 15 |
| ST | Chase Mitchell | 13 | | Langston Patterson | 11 |
| QG | Kevo Wesley | 5 | | Nick Rinaldi | 1 |
| LG | Kevo Wesley | 1 | | Bryce Cowan | 1 |
| | | | STAR | Randon Fontenette | 11 |
| | | | CB | Martel Hight | 19 |
| | | | | Trudell Berry | 7 |
| | | | | Kolbey Taylor | 6 |
| | | | | Jaylin Lackey | 5 |
| | | | S | Marlen Sewell | 2 |



DORE DETAILS

| Game | Captains @ Toss | Toss Win | VU Kick/Receive | Helmet | Jersey | Pants | Vandy 1st Poss. | Opp. 1st Poss. | Length | Result |
|----------------|--|------------|-----------------|--------|--------|-------|---------------------|--------------------|-----------------|----------------|
| Virginia Tech | Hoskins, Patterson, C. Taylor | VT | Receive | White | Black | White | FG (11/50, 6:33) | INT (8/25, 4:24) | 3:40 | W, 34-27 (OT) |
| Alcorn State | Pavia, Patterson, Sewell | Vanderbilt | Kick | White | Black | Black | FG (12/53, 7:55) | Punt (3/4, 1:50) | 3:08 | W, 55-0 |
| Georgia State | Hoskins, Pavia, C. Taylor | GSU | Receive | White | White | White | Fumble (3/-3, 1:40) | FG (7/14, 2:04) | 3:44 | L, 32-36 |
| Missouri | Hoskins, Patterson, Sewell | Missouri | Receive | Gold | White | White | Punt (3/-2, 2:40) | Punt (3/1, 1:19) | 3:40 | L, 27-30 (2OT) |
| Alabama | Pavia, Sewell, C. Taylor | Alabama | Receive | Black | Black | Black | TD (10/75, 6:14) | INT (3/4, 0:43) | 3:26 | W, 40-35 |
| Kentucky | Hoskins, Sewell, C. Taylor | Vanderbilt | Kick | Black | White | Black | TD (8/97, 4:52) | Punt (9/31, 5:18) | 3:23 | W, 20-13 |
| Ball State | Hoskins, Pavia, Sewell | Vanderbilt | Kick | Black | Black | Black | FG (11/66, 6:24) | TD (11/75, 6:54) | 2:56 | W, 24-14 |
| Texas | Hoskins, Patterson, C. Taylor | Vanderbilt | Kick | Black | Black | Black | TD (5/31, 2:54) | INT (5/17, 2:21) | 3:16 | L, 24-27 |
| Auburn | Pavia, Patterson, Sewell | Auburn | Kick | Gold | White | White | Punt (3/4, 1:37) | Punt (4/20, 2:00) | 3:21 | W, 17-7 |
| South Carolina | Hoskins, Patterson, C. Taylor | USC | Receive | Gold | Black | Black | Punt (5/14, 2:58) | FGA (15/62, 6:39) | 3:05 | L, 7-28 |
| LSU | Hoskins, Patterson, Sewell | Vanderbilt | Kick | Black | Black | White | TD (1/63, 0:10) | Punt (3/3, 1:54) | 3:05 | L, 17-24 |
| Tennessee | Sewell, C. Taylor | Tennessee | Receive | Black | Black | Black | TD (KO Return) | Fumble (2/9, 0:29) | 3:39 | L, 23-36 |
| Georgia Tech | Hoskins, Patterson, Pavia, Sewell, C. Taylor | Vanderbilt | Kick | White | Black | White | Punt (5/16, 3:02) | Punt (3/2, 1:28) | 4:20 (52 delay) | W, 35-27 |

OFFENSIVE STARTING LINEUPS

| Game | QB | RB | WR | WR | WR/TE/RB/FB | TE | QT | QG | C | SG | ST |
|----------------|-------|-----------|----------|------------|---------------|------------|---------|---------|----------|----------|----------|
| Virginia Tech | Pavia | Alexander | Skinner | Sherrill | Spence (TE) | Stowers | Hansen | Wesley | Losoya | Castillo | Mitchell |
| Alcorn State | Pavia | Alexander | Skinner | Sherrill | Fisher (FB) | Adebi | Hansen | Wesley | Losoya | Hubbard | Mitchell |
| Georgia State | Pavia | Alexander | Skinner | N. Johnson | Stowers (TE) | K. Johnson | Hansen | Wesley | Losoya | Hubbard | Mitchell |
| Missouri | Pavia | Alexander | Skinner | Sherrill | Newberry (RB) | Spence | Hansen | Wesley | Losoya | Hubbard | Mitchell |
| Alabama | Pavia | Alexander | Skinner | Sherrill | Fisher (FB) | Spence | Hansen | Hubbard | Castillo | Losoya | Mitchell |
| Kentucky | Pavia | Alexander | Skinner | Sherrill | Spence (TE) | Stowers | Hansen | Hubbard | Castillo | Losoya | Mitchell |
| Ball State | Pavia | Alexander | Skinner | Sherrill | Fisher (FB) | Spence | Hansen | Hubbard | Castillo | Losoya | Mitchell |
| Texas | Pavia | Alexander | Skinner | Sherrill | Spence (TE) | Stowers | Hansen | Hubbard | Castillo | Losoya | Mitchell |
| Auburn | Pavia | Alexander | Skinner | Sherrill | Hoskins (WR) | Spence | Hansen | Hubbard | Castillo | Losoya | Mitchell |
| South Carolina | Pavia | Alexander | Sherrill | Stowers | Spence (TE) | K. Johnson | Hansen | Hubbard | Castillo | Losoya | Mitchell |
| LSU | Pavia | Alexander | Skinner | Sherrill | Hoskins (WR) | Spence | Hansen | Hubbard | Castillo | Losoya | Mitchell |
| Tennessee | Pavia | Alexander | Skinner | Sherrill | Jones (RB) | Spence | Hansen | Hubbard | Castillo | Losoya | Mitchell |
| Georgia Tech | Pavia | Alexander | Skinner | Sherrill | Hoskins (WR) | Spence | Hubbard | Wesley | Castillo | Losoya | Mitchell |

DEFENSIVE STARTING LINEUPS

| Game | DE | DT | DT | Razor | LB | LB | Star | S | S | CB | CB |
|----------------|---------|--------|----------|---------|----------|-----------|------------|-----------|-----------|-----------|-------|
| Virginia Tech | Sydnor | Thomas | Wood | Capers | Longwell | Patterson | Fontenette | C. Taylor | D. Wright | K. Taylor | Hight |
| Alcorn State | James | Thomas | Wood | Capers | Longwell | Patterson | Fontenette | C. Taylor | D. Wright | Russell | Hight |
| Georgia State | Zunk | Thomas | Wood | Capers | Longwell | Patterson | Fontenette | C. Taylor | D. Wright | Russell | Hight |
| Missouri | Outtara | Thomas | Wood | Capers | Longwell | Patterson | Fontenette | Sewell | D. Wright | K. Taylor | Hight |
| Alabama | Sydnor | Thomas | Ouattara | Capers | Longwell | Patterson | Fontenette | C. Taylor | D. Wright | K. Taylor | Hight |
| Kentucky | Sydnor | Thomas | Ouattara | Capers | Longwell | Rinaldi | Fontenette | C. Taylor | D. Wright | K. Taylor | Hight |
| Ball State | Sydnor | Thomas | Ouattara | Rinaldi | Longwell | Cowan | Fontenette | C. Taylor | D. Wright | K. Taylor | Hight |
| Texas | Sydnor | Thomas | Ouattara | Capers | Longwell | Patterson | Fontenette | C. Taylor | D. Wright | Lackey | Hight |
| Auburn | Sydnor | Thomas | Ouattara | Capers | Longwell | Patterson | Fontenette | C. Taylor | D. Wright | Lackey | Hight |
| South Carolina | Sydnor | Thomas | Ouattara | Capers | Longwell | Patterson | Fontenette | C. Taylor | Hampton | Lackey | Hight |
| LSU | Sydnor | Thomas | Ouattara | Capers | Longwell | Patterson | Ugochukwu | C. Taylor | D. Wright | Lackey | Hight |
| Tennessee | Sydnor | Thomas | Ouattara | Capers | Longwell | Patterson | Fontenette | C. Taylor | D. Wright | Lackey | Hight |
| Georgia Tech | Sydnor | Thomas | Ouattara | Capers | Longwell | Patterson | Ugochukwu | C. Taylor | D. Wright | K. Taylor | Hight |

GAME-BY-GAME LEADERS

| Game | Rushes | | Rush Yards | | Receptions | | Receiving Yards | | Tackles | | Sacks | | Tackles for Loss | |
|----------------|-----------|----|------------|-----|----------------------------|---|-----------------|-----|----------------------|----|-------------------|-----|-------------------|-----|
| Virginia Tech | Pavia | 26 | Pavia | 104 | Skinner | 4 | Skinner | 72 | Patterson | 10 | Zunk | 2.0 | Zunk | 3.0 |
| Alcorn State | Pavia | 13 | Johnson | 69 | Brown | 3 | Brown | 27 | DiCosmo | 7 | Kollie | 1.0 | C. Taylor | 1.5 |
| Georgia State | Pavia | 15 | Alexander | 42 | Stowers | 9 | Stowers | 110 | Fontenette | 8 | DiCosmo, Longwell | 0.5 | Five players | 1.0 |
| Missouri | Pavia | 17 | Pavia | 84 | Stowers | 7 | McVay | 65 | Longwell | 12 | Three players | 1.0 | Longwell | 2.5 |
| Alabama | Alexander | 21 | Alexander | 64 | Stowers | 6 | Stowers | 113 | Longwell | 8 | Capers, Rinaldi | 1.0 | Three players | 1.0 |
| Kentucky | Pavia | 14 | Alexander | 58 | Alexander | 4 | Hoskins | 44 | Fontenette | 7 | Rinaldi | 1.0 | Berry, Rinaldi | 1.0 |
| Ball State | Pavia | 13 | Pavia | 82 | Stowers | 8 | Stowers | 130 | Rinaldi | 7 | Rinaldi, Thomas | 1.0 | Rinaldi, Thomas | 1.0 |
| Texas | Pavia | 16 | Pavia | 67 | Sherrill | 5 | Sherrill | 62 | Longwell | 11 | Fontenette | 1.5 | Fontenette | 2.5 |
| Auburn | Pavia | 12 | Alexander | 28 | Skinner, Stowers | 2 | Sherrill | 31 | C. Taylor, Patterson | 7 | Four players | 1.0 | Fontenette | 2.5 |
| South Carolina | Pavia | 13 | Pavia | 65 | Stowers | 4 | Stowers | 41 | C. Taylor, Patterson | 7 | -- | | Longwell | 1.5 |
| LSU | Alexander | 9 | Pavia | 43 | Skinner, Sherrill, Fouonji | 3 | Skinner | 72 | Patterson | 13 | Ouattara | 1.0 | Ouattara | 1.5 |
| Tennessee | Alexander | 17 | Alexander | 60 | Sherrill | 4 | Hoskins | 31 | Patterson | 13 | -- | | Patterson, Sydnor | 1.0 |
| Georgia Tech | Pavia | 17 | Pavia | 84 | Stowers | 4 | Stowers | 55 | Rinaldi | 10 | Rinaldi | 2.0 | Rinaldi | 2.0 |



TURNOVER BATTLE
 Vanderbilt

| Game | Fumbles (lost) | Interceptions | Total TOs | Opp. Points Off TO |
|------------------|----------------|---------------|-----------|--------------------|
| Virginia Tech | 3(0) | 0 | 0 | 0 |
| Alcorn State | 0(0) | 0 | 0 | 0 |
| at Georgia State | 2(1) | 0 | 1 | 3 |
| at Missouri | 2(0) | 0 | 0 | 0 |
| Alabama | 0(0) | 0 | 0 | 0 |
| at Kentucky | 0(0) | 1 | 1 | 0 |
| Ball State | 0(0) | 0 | 0 | 0 |
| Texas | 2(1) | 2 | 3 | 3 |
| at Auburn | 0(0) | 0 | 0 | 0 |
| South Carolina | 2(1) | 0 | 1 | 7 |
| at LSU | 1(0) | 0 | 0 | 0 |
| Tennessee | 0(0) | 1 | 1 | 0 |
| Georgia Tech | 0(0) | 0 | 0 | 0 |
| TOTAL | 12(3) | 4 | 7 | 13 |

THIRD DOWNS
 Vanderbilt

| Game | 1-3 | 4-6 | 7-9 | 10-14 | 15-19 | 20+ | Tot | Pct. |
|------------------|-------|-------|-------|-------|-------|-----|--------|------|
| Virginia Tech | 2-3 | 0-1 | 2-4 | 1-3 | 0-1 | 0-0 | 5-12 | 41.7 |
| Alcorn State | 4-4 | 1-3 | 1-1 | 0-0 | 0-2 | 0-0 | 6-10 | 60.0 |
| at Georgia State | 2-3 | 1-3 | 0-1 | 1-3 | 2-3 | 0-0 | 6-13 | 46.2 |
| at Missouri | 3-4 | 1-3 | 0-3 | 0-2 | 0-2 | 0-0 | 4-14 | 28.6 |
| Alabama | 5-5 | 3-4 | 3-5 | 1-4 | 0-0 | 0-0 | 12-18 | 66.7 |
| at Kentucky | 3-3 | 4-5 | 1-2 | 0-2 | 0-1 | 0-0 | 8-13 | 61.5 |
| Ball State | 3-4 | 2-3 | 1-3 | 3-6 | 0-0 | 0-0 | 9-16 | 56.3 |
| Texas | 0-2 | 0-3 | 3-6 | 1-1 | 0-0 | 0-0 | 4-12 | 33.3 |
| at Auburn | 2-4 | 1-6 | 0-1 | 1-4 | 0-1 | 0-0 | 4-16 | 25.0 |
| South Carolina | 0-0 | 3-3 | 2-7 | 1-2 | 0-0 | 0-1 | 6-13 | 46.2 |
| at LSU | 1-2 | 0-2 | 1-5 | 0-1 | 0-0 | 0-0 | 2-10 | 20.0 |
| Tennessee | 1-3 | 2-2 | 1-2 | 0-3 | 0-0 | 0-0 | 4-10 | 40.0 |
| Georgia Tech | 1-1 | 3-3 | 2-7 | 0-0 | 0-0 | 0-1 | 6-12 | 50.0 |
| TOTAL | 27-38 | 21-41 | 17-47 | 9-31 | 2-10 | 0-2 | 76-169 | |
| | 71.1 | 51.2 | 36.2 | 29.0 | 20.0 | 0.0 | 45.0 | |

DRIVE CHARTS

Vanderbilt

| Game | Drives | 3 & Out | Pct. | Scores | Pct. | TD | Pct. |
|------------------|--------|---------|------|--------|------|----|------|
| Virginia Tech | 11 | 3 | 27.3 | 6 | 54.5 | 4 | 36.4 |
| Alcorn State | 9 | 1 | 11.1 | 7 | 77.8 | 5 | 55.6 |
| at Georgia State | 12 | 1 | 8.3 | 5 | 41.7 | 4 | 33.3 |
| at Missouri | 14 | 6 | 42.9 | 5 | 35.7 | 3 | 21.4 |
| Alabama | 9 | 0 | 0.0 | 6 | 66.7 | 4 | 44.4 |
| at Kentucky | 8 | 0 | 0.0 | 4 | 50.0 | 2 | 25.0 |
| Ball State | 9 | 2 | 22.2 | 5 | 55.6 | 2 | 22.2 |
| Texas | 12 | 4 | 33.3 | 4 | 33.3 | 3 | 25.0 |
| at Auburn | 12 | 5 | 41.7 | 3 | 25.0 | 2 | 16.7 |
| South Carolina | 9 | 1 | 11.1 | 1 | 11.1 | 1 | 11.1 |
| at LSU | 8 | 2 | 25.0 | 3 | 37.5 | 2 | 25.0 |
| Tennessee | 10 | 1 | 10.0 | 3 | 30.0 | 2 | 20.0 |
| Georgia Tech | 11 | 1 | 9.1 | 5 | 45.5 | 5 | 45.5 |
| TOTAL | 134 | 27 | 20.1 | 57 | 42.5 | 39 | 29.1 |

OPENING DRIVES

First Half

| Game | Vanderbilt | | | Opponent | | |
|------------------|------------|---------|-------|----------|--------|-------|
| | Pts | Pl-Yd | TOP | Pts | Pl-Yd | TOP |
| Virginia Tech | 3 | 11-50 | 6:33 | 0 | 8-25 | 4:24 |
| Alcorn State | 3 | 12-53 | 7:55 | 0 | 3-4 | 1:50 |
| at Georgia State | 0 | 3- (-3) | 1:40 | 3 | 7-14 | 2:04 |
| at Missouri | 0 | 3- (-2) | 2:40 | 0 | 3-1 | 1:19 |
| Alabama | 7 | 10-75 | 6:14 | 0 | 3-4 | 3:41 |
| at Kentucky | 7 | 8-97 | 4:52 | 0 | 9-31 | 5:18 |
| Ball State | 3 | 11-66 | 6:24 | 7 | 11-75 | 6:54 |
| Texas | 7 | 5-31 | 2:54 | 0 | 5-17 | 2:21 |
| at Auburn | 0 | 3-4 | 1:37 | 0 | 4-20 | 2:00 |
| South Carolina | 0 | 5-14 | 2:58 | 0 | 15-62 | 6:39 |
| at LSU | 7 | 1-63 | 0:10 | 0 | 3-3 | 1:54 |
| Tennessee | 7 | 7-26 | 3:52 | 0 | 2-9 | 0:29 |
| Georgia Tech | 0 | 5-16 | 3:02 | 0 | 3-2 | 1:28 |
| TOTAL | 44 | 84-490 | 50:51 | 10 | 76-267 | 40:21 |

Opponents

| Game | Fumbles (lost) | Interceptions | Total TOs | Vandy Points Off TO |
|------------------|----------------|---------------|-----------|---------------------|
| Virginia Tech | 0(0) | 1 | 1 | 7 |
| Alcorn State | 0(0) | 2 | 2 | 14 |
| at Georgia State | 0(0) | 1 | 1 | 7 |
| at Missouri | 0(0) | 0 | 0 | 0 |
| Alabama | 1(1) | 1 | 2 | 13 |
| at Kentucky | 2(1) | 1 | 2 | 3 |
| Ball State | 0(0) | 0 | 0 | 0 |
| Texas | 0(0) | 2 | 2 | 14 |
| at Auburn | 1(1) | 0 | 1 | 0 |
| South Carolina | 2(1) | 0 | 1 | 0 |
| at LSU | 1(0) | 0 | 0 | 0 |
| Tennessee | 2(1) | 1 | 2 | 7 |
| Georgia Tech | 4 (1) | 1 | 2 | 14 |
| TOTAL | 13(6) | 10 | 16 | 79 |

Opponents

| Game | 1-3 | 4-6 | 7-9 | 10-14 | 15-19 | 20+ | Tot | Pct. |
|------------------|-------|-------|-------|-------|-------|-----|--------|------|
| Virginia Tech | 3-4 | 1-4 | 0-0 | 3-5 | 0-1 | 0-0 | 7-14 | 50.0 |
| Alcorn State | 0-1 | 0-2 | 1-2 | 0-4 | 0-0 | 0-1 | 1-10 | 10.0 |
| at Georgia State | 1-2 | 4-4 | 3-6 | 1-3 | 0-0 | 0-1 | 9-16 | 56.3 |
| at Missouri | 3-6 | 3-5 | 1-2 | 0-4 | 0-0 | 0-0 | 7-17 | 41.2 |
| Alabama | 0-0 | 2-3 | 1-2 | 0-2 | 0-0 | 0-0 | 3-7 | 42.9 |
| at Kentucky | 3-3 | 0-2 | 0-0 | 1-2 | 0-1 | 0-1 | 4-9 | 44.4 |
| Ball State | 2-4 | 0-0 | 0-2 | 0-1 | 0-2 | 0-0 | 2-9 | 22.2 |
| Texas | 3-3 | 1-3 | 4-6 | 0-1 | 1-2 | 0-0 | 9-15 | 60.0 |
| at Auburn | 1-3 | 1-3 | 0-5 | 0-1 | 0-0 | 0-1 | 2-13 | 15.4 |
| South Carolina | 6-6 | 1-2 | 0-0 | 2-4 | 0-0 | 0-0 | 9-12 | 75.0 |
| at LSU | 3-4 | 2-2 | 3-6 | 0-1 | 0-0 | 0-0 | 8-13 | 61.5 |
| Tennessee | 7-8 | 2-4 | 1-1 | 1-2 | 0-0 | 0-0 | 11-15 | 73.3 |
| Georgia Tech | 3-4 | 0-3 | 2-3 | 0-2 | 0-0 | 0-0 | 5-12 | 41.7 |
| TOTAL | 35-48 | 17-37 | 16-35 | 8-32 | 1-6 | 0-4 | 77-162 | |
| | 73.0 | 45.9 | 45.7 | 25.0 | 16.7 | 0.0 | 48.0 | |

Opponents

| Game | Drives | 3 & Out | Pct. | Scores | Pct. | TD | Pct. |
|------------------|--------|---------|------|--------|------|----|------|
| Virginia Tech | 11 | 3 | 18.2 | 5 | 45.5 | 3 | 27.3 |
| Alcorn State | 12 | 6 | 50.0 | 0 | 0.0 | 0 | 0.0 |
| at Georgia State | 12 | 3 | 25.0 | 6 | 50.0 | 4 | 33.3 |
| at Missouri | 13 | 2 | 15.4 | 6 | 46.2 | 3 | 23.1 |
| Alabama | 10 | 2 | 20.0 | 5 | 50.0 | 5 | 50.0 |
| at Kentucky | 8 | 0 | 0.0 | 2 | 25.0 | 2 | 25.0 |
| Ball State | 9 | 2 | 22.2 | 2 | 22.2 | 2 | 22.2 |
| Texas | 12 | 1 | 8.3 | 5 | 41.7 | 3 | 25.0 |
| at Auburn | 12 | 3 | 25.0 | 1 | 8.3 | 1 | 8.3 |
| South Carolina | 10 | 1 | 10.0 | 4 | 40.0 | 4 | 40.0 |
| at LSU | 9 | 2 | 22.2 | 4 | 44.4 | 3 | 33.3 |
| Tennessee | 11 | 0 | 0.0 | 6 | 54.5 | 4 | 36.4 |
| Georgia Tech | 10 | 2 | 20.0 | 5 | 50.0 | 3 | 30.0 |
| TOTAL | 139 | 27 | 19.4 | 51 | 36.7 | 37 | 20.5 |

Second Half

| Game | Vanderbilt | | | Opponent | | |
|------------------|------------|---------|-------|----------|---------|-------|
| | Pts | Pl-Yds | TOP | Pts | Pl-Yds | TOP |
| Virginia Tech | 3 | 9-40 | 5:35 | 7 | 6-83 | 2:13 |
| Alcorn State | 0 | 9-2 | 6:34 | 0 | 3-2 | 1:47 |
| at Georgia State | 0 | 8-23 | 3:39 | 3 | 11-48 | 4:38 |
| at Missouri | 0 | 3- (-4) | 1:37 | 3 | 9-21 | 3:56 |
| Alabama | 0 | 9-25 | 5:46 | 7 | 5-53 | 2:51 |
| at Kentucky | 3 | 11-44 | 7:09 | 0 | 12-51 | 5:54 |
| Ball State | 0 | 3-7 | 2:15 | 7 | 11-94 | 6:34 |
| Texas | 0 | 3-2 | 1:34 | 3 | 11-50 | 4:26 |
| at Auburn | 0 | 3-5 | 2:07 | 0 | 7-46 | 3:51 |
| South Carolina | 7 | 10-75 | 5:13 | 7 | 3-75 | 1:38 |
| at LSU | 3 | 12-46 | 6:34 | 7 | 10-77 | 4:46 |
| Tennessee | 0 | 5-23 | 2:42 | 7 | 13-75 | 6:17 |
| Georgia Tech | 0 | 5-14 | 2:09 | 3 | 8-46 | 3:51 |
| TOTAL | 16 | 90-302 | 52:54 | 54 | 109-721 | 52:42 |



Vanderbilt

Longest plays of the season

| Type | Yards | Player |
|---------------------|-------|-----------------------------|
| Rush | 56 | Nate Johnson |
| Rushing Touchdown | 56 | Nate Johnson |
| Pass | 65 | Diego Pavia to Joseph McVay |
| Passing Touchdown | 65 | Diego Pavia to Joseph McVay |
| Punt Return | 57 | Martel Hight |
| Kick Return | 100 | Junior Sherrill |
| Interception Return | 29 | Randon Fontenette |
| Fumble Return | | |
| Punt | 69 | Jesse Mirco |
| Field Goal | 57 | Brock Taylor |

35+ Yard Plays *TD

| Yds | Player(s) |
|-----|--|
| 41 | Diego Pavia pass to Eli Stowers |
| 56* | Nate Johnson rush |
| 53 | Diego Pavia pass to AJ Newberry |
| 65* | Diego Pavia pass to Joseph McVay |
| 36 | Diego Pavia rush |
| 36* | Diego Pavia pass to Junior Sherrill |
| 38 | Diego Pavia pass to Sedrick Alexander |
| 43 | Diego Pavia pass to Junior Sherrill |
| 41* | Diego Pavia pass to Eli Stowers |
| 63* | Diego Pavia pass to Quincy Skinner Jr. |
| 36 | Diego Pavia rush |
| 39 | Diego Pavia pass to Loic Founji |
| 40 | Diego Pavia pass to Loic Founji |
| 39 | Diego Pavia pass to Eli Stowers |

15+ Yard Rushes *TD

| Yds | Player |
|-----|--------------------|
| 27 | Diego Pavia |
| 20* | AJ Newberry |
| 56* | Nate Johnson |
| 36 | Diego Pavia |
| 31 | Sedrick Alexander |
| 15 | Diego Pavia |
| 18 | Diego Pavia |
| 15 | Diego Pavia |
| 31 | Diego Pavia |
| 15 | Sedrick Alexander |
| 28 | Diego Pavia |
| 20 | Diego Pavia |
| 18* | Diego Pavia |
| 16 | Diego Pavia |
| 17* | Diego Pavia |
| 36 | Diego Pavia |
| 20 | Diego Pavia |
| 16 | Diego Pavia |
| 22 | Quincy Skinner Jr. |

| Opponent |
|-------------------|
| Alcorn State |
| Alcorn State |
| Missouri |
| Missouri |
| Alcorn State |
| Tennessee |
| Alabama |
| |
| Alcorn State & GT |
| Missouri |

| Opponent |
|---------------|
| Virginia Tech |
| Alcorn State |
| Georgia State |
| Missouri |
| Missouri |
| Alabama |
| Ball State |
| Ball State |
| Ball State |
| LSU |
| LSU |
| LSU |
| Georgia Tech |
| Georgia Tech |

| Opponent |
|----------------|
| Virginia Tech |
| Alcorn State |
| Alcorn State |
| Alcorn State |
| Missouri |
| Missouri |
| Missouri |
| Missouri |
| Missouri |
| Kentucky |
| Kentucky |
| Kentucky |
| Kentucky |
| Ball State |
| Texas |
| South Carolina |
| South Carolina |
| LSU |
| Tennessee |
| Georgia Tech |
| Georgia Tech |

Opponents

Longest plays of the season

| Type | Yards | Player |
|---------------------|-------|---------------------------------------|
| Rush | 64 | Nate Noel |
| Rushing Touchdown | 33 | Raheim Sanders |
| Pass | 86 | Nico Iamaleava to Dont'e Thornton Jr. |
| Passing Touchdown | 86 | Nico Iamaleava to Dont'e Thornton Jr. |
| Punt Return | 28 | Bailey Stockton |
| Kick Return | 46 | Emmanuel Henderson |
| Interception Return | 1 | D'Eryk Jackson |
| Fumble Return | 2 | Isaiah Guy |
| Punt | 59 | Oscar Chapman |
| Field Goal | 54 | Blake Craig |

35+ Yard Plays *TD

| Yards | Player(s) |
|-------|--|
| 44 | Kyron Drones pass to Stephen Gosnell |
| 62* | Kyron Drones pass to Ali Jennings |
| 64 | Nate Noel rush |
| 46 | Jalen Milroe pass to CJ Dippre |
| 58* | Jalen Milroe pass to Ryan Williams |
| 47 | Jalen Milroe pass to Germie Bernard |
| 51 | LaNorris Sellers pass to Jared Brown |
| 43* | LaNorris Sellers pass to Raheim Sanders |
| 86* | Nico Iamaleava pass to Dont'e Thornton Jr. |

15+ Yard Rushes *TD

| Yards | Player |
|-------|--|
| 24* | Bhayshul Tuten |
| 15 | Camren Stewart |
| 29 | Freddie Brock |
| 26 | Freddie Brock |
| 18* | Christian Veilleux |
| 32 | Nate Noel |
| 17 | Nate Noel |
| 16 | Nate Noel |
| 64 | Nate Noel |
| 32 | Jamarion Miller |
| 15 | Jamarion Wilcox |
| 16 | Jamarion Wilcox |
| 20 | Quintrevion Wisner |
| 23 | Jaydon Blue |
| 15 | Jarquez Hunter |
| 27 | Jeremiah Cobb |
| 33* | Raheim Sanders |
| 39 | Raheim Sanders |
| 20* | Josh Williams |
| 21* | Josh Williams |
| 28 | Dylan Sampson |
| 15 | Dylan Sampson |
| 15 | Jamal Haynes |
| 17 | Jamal Haynes |
| 24 | Jamal Haynes |
| 29 | Malik Rutherford (fumble recovered by VU end of run) |
| 28 | Jamal Haynes |

| Opponent |
|----------------|
| Missouri |
| South Carolina |
| Tennessee |
| Tennessee |
| Georgia Tech |
| Alabama |
| Kentucky |
| Georgia State |
| Auburn |
| Missouri |

| Opponent |
|----------------|
| Virginia Tech |
| Virginia Tech |
| Missouri |
| Alabama |
| Alabama |
| Alabama |
| South Carolina |
| South Carolina |
| Tennessee |

| Opponent |
|----------------|
| Virginia Tech |
| Alcorn State |
| Georgia State |
| Georgia State |
| Georgia State |
| Missouri |
| Missouri |
| Missouri |
| Missouri |
| Missouri |
| Alabama |
| Kentucky |
| Kentucky |
| Texas |
| Texas |
| Auburn |
| Auburn |
| South Carolina |
| South Carolina |
| LSU |
| LSU |
| Tennessee |
| Tennessee |
| Georgia Tech |
| Georgia Tech |
| Georgia Tech |
| Georgia Tech |
| Georgia Tech |



BIG PLAYS

20+ Yard Passes *TD

| Yds | Players |
|-----|-----------------------------------|
| 31 | Diego Pavia to Quincy Skinner Jr. |
| 23 | Diego Pavia to Quincy Skinner Jr. |
| 41 | Diego Pavia to Eli Stowers |
| 20 | Diego Pavia to Quincy Skinner Jr. |
| 53 | Diego Pavia to AJ Newberry |
| 65* | Diego Pavia to Joseph McVay |
| 31 | Diego Pavia to Eli Stowers |
| 33 | Diego Pavia to Eli Stowers |
| 36* | Diego Pavia to Junior Sherrill |
| 20 | Diego Pavia to Quincy Skinner Jr. |
| 20* | Diego Pavia to AJ Newberry |
| 21 | Diego Pavia to Richie Hoskins |
| 29 | Diego Pavia to Eli Stowers |
| 38 | Diego Pavia to Sedrick Alexander |
| 43 | Diego Pavia to Junior Sherrill |
| 41* | Diego Pavia to Eli Stowers |
| 23 | Diego Pavia to Eli Stowers |
| 21 | Diego Pavia to Junior Sherrill |
| 21 | Diego Pavia to Sedrick Alexander |
| 31 | Diego Pavia to Junior Sherrill |
| 28* | Diego Pavia to AJ Newberry |
| 22 | Diego Pavia to Quincy Skinner Jr. |
| 33 | Diego Pavia to Sedrick Alexander |
| 63* | Diego Pavia to Quincy Skinner Jr. |
| 39 | Diego Pavia to Quinck Skinner Jr. |
| 24 | Diego Pavia to Loic Founji |
| 31* | Diego Pavia to Richie Hoskins |
| 40 | Diego Pavia to Loic Founji |
| 39 | Diego Pavia to Eli Stowers |

| Opponent |
|----------------|
| Virginia Tech |
| Virginia Tech |
| Virginia Tech |
| Georgia State |
| Georgia State |
| Missouri |
| Alabama |
| Alabama |
| Alabama |
| Kentucky |
| Kentucky |
| Ball State |
| Ball State |
| Ball State |
| Ball State |
| Texas |
| Auburn |
| Auburn |
| Auburn |
| South Carolina |
| LSU |
| LSU |
| Tennessee |
| Tennessee |
| Georgia Tech |
| Georgia Tech |

20+ Yard Passes *TD

| Yards | Players |
|-------|--|
| 24 | Kyron Drones to Jaylin Lane |
| 26 | Kyron Drones to Jaylin Lane |
| 29 | Kyron Jones to Ali Jennings |
| 44 | Kyron Jones to Stephen Gosnell |
| 62* | Kyron Drones to Ali Jennings |
| 33* | Christian Veilleux to Ted Hurst |
| 22 | Christian Veilleux to Ted Hurst |
| 25 | Christian Veilleux to Ted Hurst |
| 20* | Brady Cook to Luther Burden |
| 27 | Brady Cook to Theo Wease |
| 25* | Brady Cook to Luther Burden |
| 46 | Jalen Milroe to CJ Dippre |
| 58* | Jalen Milroe to Ryan Williams |
| 20 | Jalen Milroe to CJ Dippre |
| 47 | Jalen Milroe to Germie Bernard |
| 20 | Brock Vandagriff to Dane Key |
| 22* | Brock Vandagriff to Dane Key |
| 23 | Brock Vandagriff to Barion Brown |
| 24 | Kaden Semonza to Braedon Sloan |
| 29 | Kaden Semonza to Cam Pickett |
| 31 | Quinn Ewers to DeAndre Moore Jr. |
| 20 | Quinn Ewers to Amari Niblack |
| 27* | Quinn Ewers to DeAndre Moore Jr. |
| 24 | Quinn Ewers to Gunnar Helm |
| 25* | Quinn Ewers to DeAndre Moore Jr. |
| 24 | Quinn Ewers to Silas Bolden |
| 29 | Payton Thorne to KeAndre Lambert-Smith |
| 30* | Payton Thorne to Rivaldo Fairweather |
| 22 | Payton Thorne to KeAndre Lambert-Smith |
| 23 | LaNorris Sellers to Nyck Harbor |
| 51 | LaNorris Sellers to Jared Brown |
| 43* | LaNorris Sellers to Raheim Sanders |
| 20 | LaNorris Sellers to Gage Larvadain |
| 30 | Garrett Nussmeier to Kyren Lacy |
| 24 | Garrett Nussmeier to Mason Taylor |
| 24 | Garrett Nussmeier to CJ Daniel |
| 21 | Garrett Nussmeier to Kyren Lacy |
| 21 | Nico Iamaleava to Chris Brazzell II |
| 28* | Nico Iamaleava to Dont'e Thornton Jr. |
| 86* | Nico Iamaleava to Dont'e Thornton Jr. |
| 20 | Haynes King to Malik Rutherford |
| 20 | Haynes King to Avery Boyd |

| Opponent |
|----------------|
| Virginia Tech |
| Virginia Tech |
| Virginia Tech |
| Virginia Tech |
| Virginia Tech |
| Georgia State |
| Georgia State |
| Georgia State |
| Missouri |
| Missouri |
| Missouri |
| Alabama |
| Alabama |
| Alabama |
| Alabama |
| Kentucky |
| Kentucky |
| Kentucky |
| Kentucky |
| Ball State |
| Ball State |
| Texas |
| Texas |
| Texas |
| Texas |
| Texas |
| Auburn |
| Auburn |
| Auburn |
| South Carolina |
| South Carolina |
| South Carolina |
| South Carolina |
| LSU |
| LSU |
| LSU |
| LSU |
| Tennessee |
| Tennessee |
| Tennessee |
| Georgia Tech |
| Georgia Tech |



SCORING DRIVES

Vanderbilt

| Game | Qtr | Pts | Plays | Yds | TOP | Scoring Play |
|------|-------|-----|-------|-----|------|---|
| VT | 1 | 3 | 11 | 50 | 6:33 | B. Taylor 43-yard field goal |
| VT | 2 | 7 | 7 | 27 | 4:09 | Skinner 14-yard pass from Pavia (B. Taylor kick) |
| VT | 2 | 7 | 11 | 80 | 7:14 | Alexander 7-yard rush (B. Taylor kick) |
| VT | 3 | 3 | 9 | 40 | 5:35 | B. Taylor 53-yard field goal |
| VT | 4 | 7 | 6 | 70 | 2:24 | Alexander 8-yard pass from Pavia (B. Taylor kick) |
| VT | OT(1) | 7 | 4 | 25 | -- | Pavia 4-yard rush (B. Taylor kick) |
| ASU | 1 | 3 | 12 | 53 | 7:55 | B. Taylor 35-yard field goal |
| ASU | 1 | 7 | 1 | 17 | 0:06 | Spence 17-yard pass from Stowers (B. Taylor kick) |
| ASU | 2 | 7 | 7 | 46 | 4:20 | Pavia 5-yard rush (B. Taylor kick) |
| ASU | 2 | 7 | 6 | 34 | 3:12 | Alexander 2-yard rush (B. Taylor kick) |
| ASU | 2 | 3 | 10 | 27 | 2:20 | B. Taylor 46-yard field goal |
| ASU | 3 | 7 | 6 | 52 | 3:54 | Newberry 20-yard rush (B. Taylor kick) |
| ASU | 4 | 7 | 1 | 56 | 0:10 | Johnson 56-yard rush (B. Taylor kick) |
| GSU | 2 | 3 | 7 | 14 | 2:04 | B. Taylor 28-yard field goal |
| GSU | 2 | 7 | 6 | 73 | 1:14 | Sherrill 8-yard pass from Pavia (B. Taylor kick) |
| GSU | 4 | 7 | 6 | 37 | 3:10 | Stowers 18-yard pass from Pavia (B. Taylor kick) |
| GSU | 4 | 7 | 8 | 65 | 2:25 | Newberry 3-yard rush (B. Taylor kick) |
| GSU | 4 | 8 | 3 | 39 | 0:49 | Alexander 1-yard rush (2-pt conversion) |
| MIZ | 1 | 7 | 4 | 92 | 1:55 | McVay 65-yard pass from Pavia (B. Taylor kick) |
| MIZ | 2 | 3 | 10 | 66 | 5:24 | B. Taylor 27-yard field goal |
| MIZ | 2 | 3 | 2 | 4 | 0:08 | B. Taylor 57-yard field goal |
| MIZ | 3 | 7 | 8 | 80 | 5:08 | Newberry 4-yard rush (B. Taylor kick) |
| MIZ | OT(1) | 7 | 4 | 25 | -- | Fisher 2-yard pass from Pavia (B. Taylor kick) |
| UA | 1 | 7 | 10 | 75 | 6:14 | Alexander 7-yard rush (B. Taylor kick) |
| UA | 2 | 7 | 17 | 75 | 9:50 | Alexander 1-yard rush (B. Taylor kick) |
| UA | 2 | 3 | 8 | 26 | 4:02 | B. Taylor 51-yard field goal |
| UA | 3 | 7 | 4 | 45 | 2:13 | Sherrill 36-yard pass from Pavia (B. Taylor kick) |
| UA | 4 | 3 | 9 | 60 | 5:26 | B. Taylor 33-yard field goal |
| UA | 4 | 7 | 7 | 53 | 4:29 | Johnson 6-yard pass from Pavia (B. Taylor kick) |
| UK | 1 | 7 | 8 | 97 | 4:52 | Newberry 20-yard pass from Pavia (B. Taylor kick) |
| UK | 2 | 7 | 6 | 60 | 1:22 | Hoskins 18-yard pass from Pavia (B. Taylor kick) |
| UK | 3 | 3 | 11 | 44 | 7:09 | B. Taylor 49-yard field goal |
| UK | 4 | 3 | 12 | 58 | 8:03 | B. Taylor 50-yard field goal |
| BSU | 1 | 3 | 11 | 66 | 6:24 | B. Taylor 27-yard field goal |
| BSU | 2 | 3 | 7 | 81 | 3:32 | B. Taylor 24-yard field goal |
| BSU | 2 | 8 | 11 | 97 | 3:45 | Stowers 41-yard pass from Pavia (2-pt conversion) |
| BSU | 4 | 3 | 14 | 54 | 6:14 | B. Taylor 38-yard field goal |
| BSU | 4 | 7 | 8 | 45 | 4:03 | Pavia 5-yard rush (B. Taylor kick) |
| TEX | 1 | 7 | 5 | 31 | 2:54 | Pavia 18-yard rush (B. Taylor kick) |
| TEX | 2 | 3 | 5 | 29 | 0:34 | B. Taylor 54-yard field goal |
| TEX | 3 | 7 | 8 | 38 | 3:16 | Sherrill 3-yard pass from Pavia (B. Taylor kick) |
| TEX | 4 | 7 | 8 | 75 | 1:11 | Stowers 8-yard pass from Pavia (B. Taylor kick) |
| AUB | 1 | 7 | 6 | 81 | 3:01 | Newberry 28-yard pass from Pavia (B. Taylor kick) |
| AUB | 3 | 3 | 4 | 8 | 1:20 | B. Taylor 31-yard field goal |
| AUB | 4 | 7 | 14 | 78 | 8:63 | Stowers 4-yard pass from Pavia (B. Taylor kick) |
| USC | 3 | 7 | 10 | 75 | 5:13 | Pavia 17-yard rush (B. Taylor kick) |
| LSU | 1 | 7 | 1 | 63 | 0:10 | Skinner 63-yard pass from Pavia (B. Taylor kick) |
| LSU | 3 | 3 | 12 | 46 | 6:34 | B. Taylor 47-yard field goal |
| LSU | 4 | 7 | 10 | 75 | 4:54 | Pavia 1-yard rush (B. Taylor kick) |
| UTK | 1 | 7 | 7 | 26 | 3:52 | Alexander 4-yard rush (B. Taylor kick) |
| UTK | 1 | 3 | 9 | 61 | 4:47 | B. Taylor 32-yard field goal |
| UTK | 4 | 6 | 4 | 63 | 2:25 | Hoskins 31-yard pass from Pavia (2-pt attempt failed) |
| GT | 1 | 7 | 8 | 87 | 4:40 | Spence 7-yard pass from Pavia (B. Taylor kick) |
| GT | 2 | 7 | 14 | 81 | 8:06 | Pavia 2-yard rush (B. Taylor kick) |
| GT | 3 | 7 | 5 | 56 | 2:20 | Stowers 3-yard pass from Pavia (B. Taylor kick) |
| GT | 4 | 7 | 3 | 11 | 0:49 | Skinner Jr. 7-yard pass from Pavia (B. Taylor kick) |
| GT | 4 | 7 | 6 | 73 | 3:41 | Pavia 6-yard rush (B. Taylor kick) |

Opponents

| Game | Qtr | Pts | Plays | Yds | TOP | Scoring Play |
|------|-------|-----|-------|-----|------|---|
| VT | 2 | 3 | 13 | 44 | 4:21 | Love 40-yard field goal |
| VT | 3 | 7 | 6 | 83 | 2:13 | Tuten 24-yard rush (Love kick) |
| VT | 3 | 3 | 7 | 50 | 2:57 | Love 38-yard field goal |
| VT | 4 | 7 | 7 | 76 | 2:58 | Tuten 11-yard pass from Drones (Love kick) |
| VT | 4 | 7 | 6 | 97 | 3:17 | Jennings 62-yard pass from Drones (Love kick) |
| GSU | 1 | 3 | 7 | 14 | 2:04 | Rickman 24-yard field goal |
| GSU | 2 | 7 | 9 | 75 | 4:48 | Hurst 33-yard pass from Veilleux (Rickman kick) |
| GSU | 3 | 3 | 11 | 48 | 4:38 | Rickman 45-yard field goal |
| GSU | 3 | 7 | 8 | 73 | 3:20 | Laney 12-yard pass from Veilleux (Rickman kick) |
| GSU | 4 | 7 | 7 | 78 | 2:21 | Veilleux 18-yard rush (Rickman kick) |
| GSU | 4 | 7 | 7 | 75 | 0:59 | Hurst 25-yard pass from Veilleux (Rickman kick) |
| MIZ | 1 | 7 | 10 | 76 | 5:06 | Burden 20-yard pass from Cook (Craig kick) |
| MIZ | 2 | 3 | 9 | 47 | 3:06 | Craig 23-yard field goal |
| MIZ | 3 | 3 | 9 | 21 | 3:56 | Craig 54-yard field goal |
| MIZ | 3 | 7 | 4 | 75 | 1:03 | Carroll 3-yard rush (Craig kick) |
| MIZ | OT(1) | 7 | 1 | 25 | -- | Burden 25-yard pass from Cook (Craig kick) |
| MIZ | OT(2) | 3 | 4 | 5 | -- | Craig 37-yard field goal |
| UA | 1 | 7 | 7 | 75 | 3:41 | Miller 8-yard rush (Nicholson kick) |
| UA | 2 | 7 | 9 | 83 | 2:41 | Miller 3-yard rush (Nicholson kick) |
| UA | 3 | 7 | 5 | 53 | 2:51 | Milroe 14-yard rush (Nicholson kick) |
| UA | 3 | 7 | 4 | 75 | 1:52 | Williams 58-yard pass from Milroe (Nicholson kick) |
| UA | 4 | 7 | 8 | 75 | 2:21 | Williams 2-yard rush (Nicholson kick) |
| UK | 2 | 7 | 12 | 78 | 6:02 | Sumo-Karngbaye 1-yard rush (Raynor kick) |
| UK | 4 | 6 | 6 | 75 | 1:45 | Key 22-yard pass from Vandagriff (2-pt conversion failed) |
| BSU | 1 | 7 | 11 | 75 | 6:54 | Kelly 9-yard rush (Courville kick) |
| BSU | 3 | 7 | 11 | 94 | 6:34 | Koziol 7-yard pass from Semonza (Courville kick) |
| TEX | 1 | 7 | 9 | 75 | 4:03 | Golden 3-yard pass from Ewers (Auburn kick) |
| TEX | 1 | 7 | 4 | 49 | 1:38 | Moore Jr. 27-yard pass from Ewers (Auburn kick) |
| TEX | 2 | 7 | 5 | 59 | 1:47 | Moore Jr. 25-yard pass from Ewers (Auburn kick) |
| TEX | 3 | 3 | 11 | 50 | 4:26 | Auburn 40-yard field goal |
| TEX | 4 | 3 | 7 | 24 | 3:08 | Auburn 23-yard field goal |
| AUB | 2 | 7 | 11 | 80 | 5:30 | Fairweather 30-yard pass from Thorne (McGough kick) |
| USC | 2 | 7 | 12 | 81 | 4:45 | Simon 17-yard pass from Sellers (Herrera kick) |
| USC | 3 | 7 | 3 | 75 | 1:38 | Sanders 33-yard rush (Herrera kick) |
| USC | 3 | 7 | 8 | 75 | 4:01 | Sanders 1-yard rush (Herrera kick) |
| USC | 4 | 7 | 2 | 61 | 1:20 | Sanders 43-yard pass from Sellers (Herrera kick) |
| LSU | 1 | 7 | 8 | 90 | 4:30 | Williams 20-yard rush (Ramos kick) |
| LSU | 2 | 7 | 9 | 80 | 3:22 | Williams 21-yard rush (Ramos kick) |
| LSU | 3 | 7 | 10 | 77 | 4:46 | Lacy 12-yard pass from Nussmeier (Ramos kick) |
| LSU | 4 | 3 | 13 | 74 | 6:08 | Ramos 28-yard field goal |
| UTK | 1 | 7 | 5 | 73 | 1:29 | Thornton 28-yard pass from Iamaleava (Gilbert kick) |
| UTK | 2 | 3 | 6 | 21 | 2:59 | Gilbert 50-yard field goal |
| UTK | 2 | 7 | 2 | 91 | 0:32 | Thornton 86-yard pass from Iamaleava (Gilbert kick) |
| UTK | 2 | 7 | 10 | 96 | 2:17 | Kitselman 18-yard pass from Iamaleava (Gilbert kick) |
| UTK | 3 | 7 | 13 | 75 | 6:17 | Matthews 14-yard pass from Iamaleava (Gilbert kick) |
| UTK | 4 | 3 | 13 | 46 | 7:45 | Gilbert 22-yard field goal |
| GT | 2 | 7 | 15 | 75 | 7:20 | Goede 2-yard pass from King (Birr kick) |
| GT | 2 | 3 | 9 | 49 | 1:47 | Birr 43-yard field goal |
| GT | 3 | 3 | 8 | 46 | 3:51 | Birr 33-yard field goal |
| GT | 4 | 7 | 11 | 75 | 4:46 | Haynes 9-yard pass from King (Birr kick) |
| GT | 4 | 7 | 11 | 83 | 2:36 | Stockton 2-yard pass from King (Birr kick) |



RECORDS QUICK GLANCE Offense

Rushing Yards

| | | |
|-----------|--------|---|
| Game | 1. | 321 • Frank Mordica vs. Air Force, 1978 |
| | 10. | 180 • Twice |
| | 2024 | 104 • Diego Pavia vs. Virginia Tech |
| Season | 1. | 1,283 • Ralph Webb, 2016 |
| | 10. | 1,028 • Ke'Shawn Vaughn, 2019 |
| | 2024 | 801 • Diego Pavia |
| Career | 1. | 4,173 • Ralph Webb, 2014-17 |
| | 10. | 2,021 • Rodney Williams, 1998-2001 |
| | Active | 957 • Sedrick Alexander, 2023-present |
| Senior | 1. | 1,141 • Zac Stacy, 2012 |
| | 9. | 801 • Diego Pavia, 2024 |
| Junior | 1. | 1,283 • Ralph Webb, 2016 |
| | 10. | 639 • Norval McKenzie, 2003 |
| Sophomore | 1. | 1,152 • Ralph Webb, 2015 |
| | 10. | 586 • Sedrick Alexander, 2024 |
| Freshman | 1. | 907 • Ralph Webb, 2014 |
| | 10. | 461 • Dean Davidson, 1947 |

Rushing Attempts

| | | |
|--------|--------|---------------------------------------|
| Game | 1. | 35 • Three times |
| | 5. | 31 • Ralph Webb, 2014 |
| | 2024 | 26 • Diego Pavia vs. Virginia Tech |
| Season | 1. | 277 • Ralph Webb, 2015 |
| | 10. | 198 • Ke'Shawn Vaughn, 2019 |
| | 2024 | 192 • Diego Pavia |
| Career | 1. | 931 • Ralph Webb |
| | 10. | 453 • Jay Cutler |
| | Active | 260 • Sedrick Alexander, 2023-present |

Rushing Touchdowns

| | | |
|--------|--------|---|
| Game | 1. | 5 • Frank Mordica vs. Air Force, 1978 |
| | 10. | 3 • 12 times |
| | 2024 | 2 • Sedrick Alexander vs. Alabama; Diego Pavia vs. GT |
| Season | 1. | 14 • Twice |
| | 10. | 9 • Three times |
| | 2024 | 8 • Diego Pavia |
| Career | 1. | 32 • Ralph Webb, 2014-17 |
| | 9. | 15 • Twice |
| | Active | 10 • Sedrick Alexander, 2023-present |

Passing Yards

| | | |
|-----------|--------|--|
| Game | 1. | 464 • Whit Taylor at Tennessee, 1981 |
| | 10. | 367 • Kyle Shurmur vs. Tennessee, 2018 |
| | 2024 | 275 • Diego Pavia vs. Ball State |
| Season | 1. | 3,178 • Kurt Page, 1983 |
| | 10. | 2,409 • Kyle Shurmur, 2016 |
| | 2024 | 2,293 • Diego Pavia |
| Career | 1. | 8,865 • Kyle Shurmur, 2015-18 |
| | 10. | 3,514 • John Gromos, 1985, 1987-89 |
| | Active | 2,293 • Diego Pavia, 2024 |
| Senior | 1. | 3,130 • Kyle Shurmur, 2018 |
| | 8. | 2,293 • Diego Pavia, 2024 |
| Junior | 1. | 3,178 • Kurt Page, 1983 |
| | 10. | 1,383 • Mike Wright, 1977 |
| Sophomore | 1. | 2,409 • Kyle Shurmur, 2016 |
| | 10. | 1,126 • Larry Smith, 2009 |
| Freshman | 1. | 1,928 • Ken Seals, 2020 |
| | 10. | 642 • Patton Robinette, 2013 |

Passing Attempts

| | | |
|--------|--------|------------------------------------|
| Game | 1. | 66 • Jay Cutler vs. Kentucky, 2005 |
| | 10. | 49 • Four times |
| | 2024 | 33 • Diego Pavia at Georgia State |
| Season | 1. | 493 • Kurt Page, 1983 |
| | 10. | 350 • Kurt Page, 1984 |
| | 2024 | 298 • Diego Pavia |
| Career | 1. | 1,264 • Kyle Shurmur, 2015-18 |
| | 10. | 580 • John Gromos, 1985, 1987-89 |
| | Active | 298 • Diego Pavia, 2024 |

Passing Completions

| | | |
|--------|--------|------------------------------------|
| Game | 1. | 39 • Jay Cutler vs. Kentucky, 2005 |
| | 9. | 29 • Five times |
| | 2024 | 18 • Diego Pavia at Georgia State |
| Season | 1. | 286 • Kurt Page, 1983 |
| | 10. | 193 • Austyn Carta-Saumels |
| | 2024 | 177 • Diego Pavia |
| Career | 1. | 722 • Kyle Shurmur, 2015-18 |
| | 10. | 299 • Jordan Rodgers, 2011-12 |
| | Active | 177 • Diego Pavia, 2024 |

Completion Pct.

| | | |
|--------|--------|---|
| Game | 1. | 88.6 • Kyle Shurmur vs. Tennessee, 2018 |
| | 3. | 83.3 • Diego Pavia at Kentucky, 2024 |
| | 6. | 80.0 • Diego Pavia vs. Alabama, 2024 |
| Season | 10. | 77.8 • Austyn Carta-Samuels vs. UT, 2013/Ken Seals vs. UT, 2023 |
| | 1. | 74.4 • Jim Looney, 1953 |
| | 9. | 59.4 • Diego Pavia, 2024 |
| Career | 10. | 59.1 • Jay Cutler, 2005 |
| | 1. | 60.5 • Ken Seals, 2020-23 |
| | 2. | 51.2 • John Gromos, 1985, 1987-89 |
| | Active | 59.4 • Diego Pavia, 2024 |

Passing Touchdowns

| | | |
|--------|--------|----------------------------------|
| Game | 1. | 5 • Three times |
| | 4. | 4 • Nine Times |
| | 2024 | 3 • Diego Pavia vs. Georgia Tech |
| Season | 1. | 26 • Kyle Shurmur, 2017 |
| | 5. | 20 • Diego Pavia, 2024 |
| Career | 1. | 64 • Kyle Shurmur, 2015-18 |
| | 10. | 24 • Jordan Rodgers, 2011-12 |
| | Active | 20 • Diego Pavia, 2024 |

Receptions

| | | |
|-----------|--------|---|
| Game | 1. | 20 • Norman Jordan vs. Air Force, 1982 |
| | 9. | 13 • Six times |
| | 2024 | 9 • Eli Stowers at Georgia State |
| Season | 1. | 112 • Jordan Matthews, 2013 |
| | 10. | 70 • Chuck Scott, 1983 |
| | 2024 | 49 • Eli Stowers |
| Career | 1. | 262 • Jordan Matthews, 2010-13 |
| | 10. | 136 • Trent Sherfield, 2014-17 |
| | Active | 49 • Junior Sherrill, 2023-pres. 49 • Eli Stowers, 2024-pres. 112 • Jordan Matthews, 2013 |
| Senior | 1. | 112 • Jordan Matthews, 2013 |
| | 10. | 53 • Tavarus Hogans, 1999 |
| Junior | 1. | 97 • Keith Edwards, 1983 |
| | 10. | 50 • Jared Pinkney, 2018 & Allama Matthews, 1981 |
| Sophomore | 1. | 82 • Earl Bennett, 2006 |
| | 10. | 41 • Three times |
| Freshman | 1. | 79 • Earl Bennett, 2005 |
| | 10. | 28 • CJ Duncan, 2014 & Brandon Barden, 2008 |

Receiving Yards

| | | |
|--------|--------|---|
| Game | 1. | 240 • Trent Sherfield vs. Austin Peay, 2015 |
| | 10. | 184 • Three times |
| | 2024 | 130 • Eli Stowers vs. Ball State |
| Season | 1. | 1,477 • Jordan Matthews, 2013 |
| | 10. | 916 • Kalija Lipscomb, 2018 |
| | 2024 | 638 • Eli Stowers |
| Career | 1. | 3,759 • Jordan Matthews, 2010-13 |
| | 10. | 1,869 • Trent Sherfield, 2014-17 |
| | Active | 704 • Junior Sherrill, 2023-pres. |

Receiving TDs

| | | |
|--------|--------|-------------------------------------|
| Game | 1. | 5 • Earl Bennett vs. Kentucky, 2005 |
| | 3. | 3 • Four times |
| | 2024 | 1 • 21 times |
| Season | 1. | 14 • Allama Matthews, 1982 |
| | 8. | 8 • Seven times |
| | 2024 | 5 • Eli Stowers |
| Career | 1. | 24 • Jordan Matthews, 2010-13 |
| | 10. | 14 • Jared Pinkney, 2015-19 |
| | Active | 6 • Junior Sherrill, 2023-pres. |



RECORDS QUICK GLANCE Defense & Special Teams

Tackles

| | | |
|--------|--------|---|
| Game | 1. | 37 • Chris Gaines vs. Tulane, 1987 |
| | 2024 | 13 • Langston Patterson, Twice: at LSU, Tennessee |
| Season | 1. | 214 • Chris Gaines, 1987 |
| | 10. | 140 • Twice |
| | 2024 | 89 • Bryan Longwell |
| Career | 1. | 458 • Andrew Coleman, 1978-81 |
| | 10. | 388 • Shelton Quarles, 1990-93 |
| | Active | 157 • Langston Patterson, 2022-pres. |

Tackles for Loss

| | | |
|--------|--------|--|
| Game | 1. | 5.0 • Stephen Weatherly vs. Tenn., 2014 |
| | 2024 | 5.0 • Jaylen Mahoney at Missouri, 2022 |
| | 2024 | 2.5 • Three times, Last: Randon Fontenette at Auburn |
| Season | 1. | 23.0 • Jamie Winborn, 1999 |
| | 10. | 13.0 • Anfernee Orji, twice |
| | 2024 | 8.0 • Randon Fontenette, Miles Capers |
| Career | 1. | 45.0 • Jamie Winborn |
| | 8. | 28.5 • Twice |
| | Active | 13.0 • Langston Patterson, 2022-pres. |

Sacks

| | | |
|--------|--------|----------------------------------|
| Season | 1. | 12.0 • Alan Young, 1993 |
| | 10. | 6.5 • Matt Stewart, 2000 |
| | 2024 | 6.0 • Nick Rinaldi |
| Career | 1. | 21.5 • Alan Young, 1989, 1991-93 |
| | Active | 6.0 • Nick Rinaldi, 2022-present |

Interceptions

| | | |
|--------|--------|------------------------------|
| Game | 1. | 3 • Five times |
| | 2024 | 1 • 10 times |
| Season | 1. | 8 • Twice |
| | 10. | 5 • 10 Times |
| | 2024 | 2 • Martel Hight, CJ Taylor |
| Career | 1. | 15 • Casey Hayward, 2008-11 |
| | 10. | 10 • Five times |
| | Active | 3 • Martel Hight, 2023-pres. |

Interception Return Yards

| | | |
|--------|--------|--|
| Game | 1. | 128 • Archibald Barnes vs. Tenn., 2011 |
| | 3. | 100 • Trey Wilson vs. Presby., 2012 |
| | 2024 | 29 • Randon Fontenette vs. Alabama |
| Season | 1. | 182 • Trey Wilson, 2012 |
| | 2024 | 45 • CJ Taylor |
| Career | 1. | 229 • Robert Davis, 1990-93 |
| | Active | 40 • Martel Hight, 2023-pres. |

INT Returns for TD

| | | |
|--------|------|--|
| Season | 1. | 2 • Trey Wilson (twice) & Jay Chesley |
| | 2024 | 1 • Twice, Last: Randon Fontenette vs. Alabama |
| Career | 1. | 4 • Trey Wilson, 2009-12 |

Forced Fumbles

| | | |
|--------|--------|--------------------------------|
| Season | 1. | 5 • Three times |
| | 4. | 4 • Seven times |
| | 2024 | 3 • Miles Capers |
| Career | 1. | 8 • Twice |
| | 4. | 5 • Anfernee Orji & two others |
| | Active | 3 • Miles Capers, 2021-pres. |

Fumble Recoveries

| | | |
|--------|--------|------------------------------------|
| Season | 1. | 5 • Reggie Calvin, 1977 |
| | 2. | 4 • Seven times |
| | 2024 | 2 • Nick Rinaldi |
| Career | 1. | 7 • Zach Cunningham, 2014-16 |
| | 2. | 6 • Five times |
| | Active | 2 • Langston Patterson, 2022-pres. |
| | Active | 2 • Nick Rinaldi, 2022-pres. |

Pass Break-Ups

| | | |
|--------|--------|-----------------------------------|
| Season | 1. | 18 • Andre Hal, 2013 |
| | 10. | 12 • Twice |
| | 2024 | 8 • Randon Fontenette |
| Career | 1. | 34 • Twice |
| | Active | 8 • Randon Fontenette, 2024-pres. |

Field Goals Attempts

| | | |
|--------|--------|---------------------------------|
| Game | 1. | 5 • Four times |
| | 2024 | 4 • Brock Taylor at Missouri |
| Season | 1. | 24 • Carey Spear, 2012 |
| | 4. | 21 • Brock Taylor, 2024 |
| Career | 1. | 47 • John Markham, 1997-2000 |
| | 5. | 38 • Tommy Openshaw, 2014-17 |
| | Active | 21 • Brock Taylor, 2023-present |

Field Goals Made

| | | |
|--------|--------|---------------------------------|
| Game | 1. | 4 • Twice |
| | 2024 | 3 • Brock Taylor vs. Ball State |
| Season | 1. | 20 • Carey Spear, 2012 |
| | 2. | 18 • Brock Taylor, 2024 |
| Career | 1. | 47 • John Markham, 1997-2000 |
| | 5. | 38 • Tommy Openshaw, 2014-17 |
| | Active | 18 • Brock Taylor, 2023-present |

Field Goal Percentage

| | | |
|--------|--------|---|
| Season | 1. | .857 • Hawkins Golden (12-14), 1973 |
| | 1. | .857 • Brock Taylor (18-21), 2024 |
| Career | 1. | .780 • Carey Spear (39-50), 2010-13 |
| | 3. | .709 • Ryley Guay (22-31), 2017-19 |
| | Active | .857 • Brock Taylor (18-21), 2023-present |

Extra Point Attempts

| | | |
|--------|--------|---|
| Game | 1. | 9 • Zack Clinard vs. Tenn. Tech, 1947 |
| | 2024 | 7 • Brock Taylor vs. Alcorn State |
| Season | 1 | 48 • Zack Clinard, 1948 & Carey Spear, 2013 |
| | 3. | 47 • Ryley Guay, 2018 |
| | 2024 | 40 • Brock Taylor |
| Career | 1. | 121 • Bryant Hahnfeldt, 2005-08 |
| | 2. | 111 • Tommy Openshaw, 2014-17 |
| | Active | 40 • Brock Taylor, 2023-present |

Extra Points Made

| | | |
|--------|--------|-----------------------------------|
| Game | 1. | 8 • Zack Clinard twice |
| | 2024 | 7 • Brock Taylor vs. Alcorn State |
| Season | 1. | 48 • Carey Spear, 2013 |
| | 2. | 47 • Ryley Guay, 2018 |
| | 2024 | 39 • Brock Taylor |
| Career | 1. | 117 • Bryant Hahnfeldt, 2005-08 |
| | 3. | 101 • Carey Spear, 2010-13 |
| | Active | 39 • Brock Taylor, 2023-present |

Extra Point Pct.

| | | |
|--------|--------|---|
| Season | 1. | 1.000 • Five Times, Most Recent: Joseph Bulovas, 2021 |
| | 2024 | .975 • Brock Taylor (39-40) |
| Career | 1. | .991 • Tommy Openshaw (110-111) |
| | 3. | .967 • Bryan Hahnfeldt (117-121) |
| | Active | .975 • Brock Taylor (39-40), 2023-present |

Punts

| | | |
|--------|------|-----------------------------|
| Game | 1. | 14 • Twice |
| | 2024 | 8 • Jesse Mirco at Auburn |
| Season | 1. | 84 • Richard Kent, 2010 |
| | 6. | 78 • Bill Marinangel, 1996 |
| | 2024 | 51 • Jesse Mirco |
| Career | 1. | 277 • Jim Arnold, 1979-82 |
| | 5. | 207 • Richard Kent, 2010-12 |

Punt Yards

| | | |
|--------|--------|--|
| Game | 1. | 560 • Bill Marinangel at Georgia, 1996 |
| | 2024 | 423 • Jesse Mirco at Auburn |
| Season | 1. | 3,586 • Bill Marinangel, 1996 |
| | 7. | 3,089 • Jim Arnold, 1981 |
| | 2024 | 2,450 • Jesse Mirco |
| Career | 1. | 12,171 • Jim Arnold, 1979-82 |
| | 5. | 8,882 • Richard Kent, 2010-12 |
| | Active | 2,450 • Jesse Mirco, 2024 |

Punting Average

| | | |
|--------|-----------------|--|
| Game | 1. | 53.1 • Jim Arnold vs. North Carolina, 1982 |
| | (min. 5 att) 2. | 52.9 • Jesse Mirco at Auburn 2024 |
| Season | 1. | 48.2 • Ricky Anderson, 1984 |
| | 10. | 43.5 • Jim Arnold, 1981 |
| Career | 1. | 48.0 • Jesse Mirco, 2024 |
| | 2. | 46.5 • Matthew Hayball, 2022-23 |

Kickoff Returns

| | | |
|--------|--------|-----------------------------------|
| Game | 1. | 8 • Twice |
| | 3. | 7 • Three times |
| | 2024 | 3 • Junior Sherrill vs. Tennessee |
| Season | 1. | 40 • Warren Norman, 2009 |
| | 8. | 30 • Kwane Doster, 2004 |
| | 2024 | 16 • Junior Sherrill |
| Career | 1. | 108 • Darrius Sims, 2013-16 |
| | 3. | 85 • Tony Jackson, 1989-93 |
| | Active | 16 • Junior Sherrill |

Kickoff Return Yards

| | | |
|--------|--------|---|
| Game | 1. | 243 • Kwane Doster at Ole Miss, 2002 |
| | 2. | 217 • Darrius Sims vs. South Carolina, 2014 |
| | 2024 | 142 • Junior Sherrill vs. Tennessee |
| Season | 1. | 1,050 • Warren Norman, 2009 |
| | 10. | 616 • Kwane Doster, 2002 |
| | 2024 | 427 • Junior Sherrill |
| Career | 1. | 2,558 • Darrius Sims, 2013-16 |
| | 10. | 1,388 • Clay Parker, 1981-83, 1985 |
| | Active | 427 • Junior Sherrill, 2023-present |

Punt Returns

| | | |
|--------|--------|-----------------------------------|
| Game | 1. | 8 • Twice |
| | 3. | 7 • Twice |
| | 2024 | 4 • Martel Hight vs. Alcorn State |
| Season | 1. | 43 • Lee Nalley, 1948 |
| | 9. | 30 • Doug Matthews, 1968 |
| | 2024 | 18 • Martel Hight |
| Career | 1. | 112 • Lee Nalley, 1947-49 |
| | 3. | 85 • Tony Jackson, 1989-93 |
| | Active | 19 • Martel Hight, 2023-present |

Punt Return Yards

| | | |
|--------|--------|-------------------------------------|
| Game | 1. | 203 • Lee Nalley vs. Kentucky, 1948 |
| | 2024 | 127 • Martel Hight vs. Alcorn State |
| Season | 1. | 791 • Lee Nalley, 1948 |
| | 5. | 305 • Alvin Duke, 1995 |
| | 2024 | 265 • Martel Hight |
| Career | 1. | 1,708 • Lee Nalley, 1947-49 |
| | 10. | 402 • Walter Overton, 1971-72 |
| | Active | 265 • Martel Hight, 2023-present |



RESULTS

| | Date | Opponent | | Score | Overall | Conf | Time | Attend |
|---|------------|-----------------|------|-------|---------|------|------|--------|
| | 08/31/2024 | Virginia Tech | Wot1 | 34-27 | 1-0 | 0-0 | 3:41 | 28934 |
| | 09/07/2024 | Alcorn | W | 55-0 | 2-0 | 0-0 | 3:08 | 24080 |
| | 09/14/2024 | at Georgia St. | L | 32-36 | 2-1 | 0-0 | 3:44 | 14413 |
| * | 09/21/2024 | at Missouri | Lot2 | 27-30 | 2-2 | 0-1 | 3:41 | 62621 |
| * | 10/05/2024 | Alabama | W | 40-35 | 3-2 | 1-1 | 3:27 | 28934 |
| * | 10/12/2024 | at Kentucky | W | 20-13 | 4-2 | 2-1 | 3:23 | 62120 |
| | 10/19/2024 | Ball St. | W | 24-14 | 5-2 | 2-1 | 2:56 | 27884 |
| * | 10/26/2024 | Texas | L | 24-27 | 5-3 | 2-2 | 3:16 | 28934 |
| * | 11/02/2024 | at Auburn | W | 17-7 | 6-3 | 3-2 | 3:21 | 88043 |
| * | 11/09/2024 | South Carolina | L | 7-28 | 6-4 | 3-3 | 3:05 | 28934 |
| * | 11/23/2024 | at LSU | L | 17-24 | 6-5 | 3-4 | 3:05 | 102086 |
| * | 11/30/2024 | Tennessee | L | 23-36 | 6-6 | 3-5 | 3:39 | 28934 |
| | 12/27/2024 | vs Georgia Tech | W | 35-27 | 7-6 | 3-5 | 4:20 | 33840 |



TEAM STATS

| | VU | OPP |
|----------------------------------|----------------|----------------|
| Scoring | 355 | 304 |
| Points per game | 27.3 | 23.4 |
| Points Off Turnovers | 72 | 3 |
| First Downs | 236 | 268 |
| Rushing | 105 | 105 |
| Passing | 106 | 142 |
| Penalty | 25 | 21 |
| Rushing Yardage | 1817 | 1830 |
| Yards gained rushing | 2074 | 2073 |
| Yards lost rushing | 257 | 243 |
| Rushing attempts | 475 | 427 |
| Average per rush | 3.8 | 4.3 |
| Average per game | 139.8 | 140.8 |
| TDs Rushing | 18 | 13 |
| Passing Yardage | 2322 | 3064 |
| Comp-Att-Int | 179-304-4 | 265-389-10 |
| Average per pass | 7.6 | 7.9 |
| Average per catch | 13.0 | 11.6 |
| Average per game | 178.6 | 235.7 |
| TDs Passing | 21 | 24 |
| Total offense | 4139 | 4894 |
| Total plays | 779 | 816 |
| Average per play | 5.3 | 6.0 |
| Average per game | 318.4 | 376.5 |
| Kick returns: #-Yards | 19-448 | 32-575 |
| Punt returns: #-Yards | 18-265 | 16-178 |
| Int returns: #-Yards | 10-126 | 4-16 |
| Kick return average | 23.6 | 18.0 |
| Punt return average | 14.7 | 11.1 |
| Int return average | 12.6 | 4.0 |
| Fumbles-Lost | 12-3 | 13-6 |
| Penalties-Yards | 73-707 | 89-764 |
| Average per game | 54.4 | 58.8 |
| Punts-Yards | 51-2450 | 46-1891 |
| Average per punt | 48.0 | 41.1 |
| Net punt average | 42.5 | 35.1 |
| Kickoffs-Yards | 71-4378 | 62-3769 |
| Average per kick | 61.7 | 60.8 |
| Net kick average | 40.6 | 37.3 |
| Time of possession / game | 31:03 | 28:57 |
| 3rd-down conversion | 75/169 | 77/162 |
| 3rd-down pct | 44% | 48% |
| 4th-down conversion | 8/14 | 8/15 |



TEAM STATS

| | VU | OPP |
|-----------------------------|-------------|--------------|
| 4th-down pct | 57% | 53% |
| Sacks by-Yards | 26-147 | 18-127 |
| Misc Yards | 0 | 0 |
| Touchdowns scored | 43 | 37 |
| Field goals - attempts | 18-21 | 14-21 |
| On-Side kicks | 0-1 | 0-0 |
| Red-zone scores | (42-45) 93% | (32-38) 84% |
| Red-zone touchdowns | (32-45) 71% | (22-38) 58% |
| PAT-attempts | (39-40) 98% | (36-36) 100% |
| 2-point conversion-attempts | (2-3) 67% | (0-1) 0% |
| Attendance | 196634 | 329283 |
| Games / Avg per game | 7/28091 | 5/65857 |
| Neutral site games | - | 1/33840 |

Score by Periods

| Team | 1st | 2nd | 3rd | 4th | OT | TOT |
|------------|-----|-----|-----|-----|----|-----|
| Vanderbilt | 88 | 85 | 54 | 114 | 14 | 355 |
| Opponents | 52 | 84 | 87 | 71 | 10 | 304 |



INDIVIDUAL STATS

Rushing

| Player | gp | att | gain | loss | net | avg | td | lg | avg/g |
|--------------------|----|-----|------|------|------|------|----|----|-------|
| Diego Pavia | 13 | 192 | 978 | 177 | 801 | 4.2 | 8 | 36 | 61.6 |
| Sedrick Alexander | 13 | 164 | 610 | 24 | 586 | 3.6 | 6 | 31 | 45.1 |
| AJ Newberry | 11 | 41 | 189 | 4 | 185 | 4.5 | 3 | 20 | 16.8 |
| Nate Johnson | 10 | 11 | 116 | 2 | 114 | 10.4 | 1 | 56 | 11.4 |
| Moni Jones | 13 | 18 | 55 | 1 | 54 | 3.0 | 0 | 9 | 4.2 |
| Chase Gillespie | 11 | 15 | 52 | 1 | 51 | 3.4 | 0 | 7 | 4.6 |
| Quincy Skinner Jr. | 13 | 1 | 22 | 0 | 22 | 22.0 | 0 | 22 | 1.7 |
| Junior Sherrill | 13 | 7 | 29 | 13 | 16 | 2.3 | 0 | 8 | 1.2 |
| Jesse Mirco | 13 | 1 | 9 | 0 | 9 | 9.0 | 0 | 9 | 0.7 |
| Eli Stowers | 13 | 6 | 13 | 6 | 7 | 1.2 | 0 | 9 | 0.5 |
| Tristen Brown | 10 | 1 | 1 | 0 | 1 | 1.0 | 0 | 1 | 0.1 |
| Landon Wells | 1 | 1 | 0 | 2 | -2 | -2.0 | 0 | 0 | -2.0 |
| Team | 13 | 17 | 0 | 27 | -27 | -1.6 | 0 | 0 | -2.1 |
| Total | 13 | 475 | 2074 | 257 | 1817 | 3.8 | 18 | 56 | 139.8 |
| Opponents | 13 | 427 | 2073 | 243 | 1830 | 4.3 | 13 | 64 | 140.8 |

Passing

| Player | gp | effic | comp-att-int | pct | yds | td | lg | avg/g |
|----------------|----|-------|--------------|------|------|----|----|-------|
| Diego Pavia | 13 | 143.5 | 177-298-4 | 59.4 | 2293 | 20 | 65 | 176.4 |
| Nate Johnson | 10 | 66.9 | 1-3-0 | 33.3 | 12 | 0 | 12 | 1.2 |
| Eli Stowers | 13 | 286.4 | 1-2-0 | 50.0 | 17 | 1 | 17 | 1.3 |
| Richie Hoskins | 13 | 0.0 | 0-1-0 | 0.0 | 0 | 0 | 0 | 0.0 |
| Total | 13 | 143.2 | 179-304-4 | 58.9 | 2322 | 21 | 65 | 178.6 |
| Opponents | 13 | 149.5 | 265-389-10 | 68.1 | 3064 | 24 | 86 | 235.7 |

Receiving

| Player | gp | no. | yds | avg | td | lg | avg/g |
|--------------------|----|-----|------|------|----|----|-------|
| Eli Stowers | 13 | 49 | 638 | 13.0 | 5 | 41 | 49.1 |
| Quincy Skinner Jr. | 13 | 29 | 367 | 12.7 | 3 | 63 | 28.2 |
| Junior Sherrill | 13 | 29 | 411 | 14.2 | 3 | 43 | 31.6 |
| Sedrick Alexander | 13 | 23 | 238 | 10.3 | 1 | 38 | 18.3 |
| Loic Fouonji | 13 | 12 | 187 | 15.6 | 0 | 40 | 14.4 |
| Richie Hoskins | 13 | 11 | 131 | 11.9 | 2 | 31 | 10.1 |
| Cole Spence | 12 | 10 | 101 | 10.1 | 2 | 17 | 8.4 |
| AJ Newberry | 11 | 7 | 134 | 19.1 | 2 | 53 | 12.2 |
| Tristen Brown | 10 | 3 | 27 | 9.0 | 0 | 11 | 2.7 |
| Dariyan Wiley | 6 | 1 | 8 | 8.0 | 0 | 8 | 1.3 |
| Nate Johnson | 10 | 1 | 1 | 1.0 | 0 | 1 | 0.1 |
| Chase Gillespie | 11 | 1 | 6 | 6.0 | 0 | 6 | 0.5 |
| Gabe Fisher | 13 | 1 | 2 | 2.0 | 1 | 2 | 0.2 |
| Kamrean Johnson | 13 | 1 | 6 | 6.0 | 1 | 6 | 0.5 |
| Joseph McVay | 5 | 1 | 65 | 65.0 | 1 | 65 | 13.0 |
| Total | 13 | 179 | 2322 | 13.0 | 21 | 65 | 178.6 |
| Opponents | 13 | 265 | 3064 | 11.6 | 24 | 86 | 235.7 |

Punt Returns

| Player | no. | yds | avg | td | lg |
|--------------|-----|-----|------|----|----|
| Martel Hight | 18 | 265 | 14.7 | 1 | 57 |
| Total | 18 | 265 | 14.7 | 1 | 57 |
| Opponents | 16 | 178 | 11.1 | 0 | 28 |

Interceptions

| Player | no. | yds | avg | td | lg |
|---------------------|-----|-----|------|----|----|
| CJ Taylor | 2 | 45 | 22.5 | 0 | 23 |
| Martel Hight | 2 | 3 | 1.5 | 0 | 4 |
| De'Rickey Wright | 1 | 9 | 9.0 | 0 | 9 |
| Miles Capers | 1 | 0 | 0.0 | 0 | 0 |
| Alan Wright | 1 | 18 | 18.0 | 1 | 18 |
| Randon Fontenette | 1 | 29 | 29.0 | 1 | 29 |
| Bryan Longwell | 1 | 7 | 7.0 | 0 | 7 |
| Glenn Seabrooks III | 1 | 15 | 15.0 | 0 | 15 |
| Total | 10 | 126 | 12.6 | 2 | 29 |
| Opponents | 4 | 16 | 4.0 | 0 | 9 |

Kick Returns

| Player | no. | yds | avg | td | lg |
|--------------------|-----|-----|------|----|-----|
| Junior Sherrill | 16 | 427 | 26.7 | 1 | 100 |
| Richie Hoskins | 1 | 0 | 0.0 | 0 | 0 |
| Steven Sannieniola | 1 | -1 | -1.0 | 0 | 0 |
| Chase Gillespie | 1 | 22 | 22.0 | 0 | 22 |
| Total | 19 | 448 | 23.6 | 1 | 100 |
| Opponents | 32 | 575 | 18.0 | 0 | 46 |

Fumbles Recovered

| Player | no. | yds | avg | td | lg |
|--------------------|-----|-----|-----|----|----|
| Nick Rinaldi | 2 | 0 | 0.0 | 0 | 0 |
| Aeneas DiCosmo | 1 | 0 | 0.0 | 0 | 0 |
| De'Rickey Wright | 1 | 0 | 0.0 | 0 | 0 |
| Yilanan Ouattara | 1 | 0 | 0.0 | 0 | 0 |
| Langston Patterson | 1 | 0 | 0.0 | 0 | 0 |
| Total | 6 | 0 | 0.0 | 0 | 0 |
| Opponents | 3 | 2 | 0.7 | 0 | 2 |



INDIVIDUAL STATS

Scoring

| | | | PAT | | | | | | |
|--------------------|----|-------|-------|------|-----|------|-----|-----|-----|
| Player | td | fg | kick | rush | rcv | pass | dxp | saf | pts |
| Brock Taylor | - | 18-21 | 39-40 | - | - | - | - | - | 93 |
| Diego Pavia | 8 | - | - | - | - | 2 | - | - | 48 |
| Sedrick Alexander | 7 | - | - | - | - | - | - | - | 42 |
| AJ Newberry | 5 | - | - | - | 1 | - | - | - | 32 |
| Eli Stowers | 5 | - | - | - | - | - | - | - | 30 |
| Junior Sherrill | 4 | - | - | - | - | - | - | - | 24 |
| Quincy Skinner Jr. | 3 | - | - | - | - | - | - | - | 18 |
| Cole Spence | 2 | - | - | - | 1 | - | - | - | 14 |
| Richie Hoskins | 2 | - | - | - | - | - | - | - | 12 |
| Alan Wright | 1 | - | - | - | - | - | - | - | 6 |
| Nate Johnson | 1 | - | - | - | - | - | - | - | 6 |
| Randon Fontenette | 1 | - | - | - | - | - | - | - | 6 |
| Gabe Fisher | 1 | - | - | - | - | - | - | - | 6 |
| Martel Hight | 1 | - | - | - | - | - | - | - | 6 |
| Kamrean Johnson | 1 | - | - | - | - | - | - | - | 6 |
| Joseph McVay | 1 | - | - | - | - | - | - | - | 6 |
| Total | 43 | 18-21 | 39-40 | 0 | 2 | 2 | 0 | 0 | 355 |
| Opponents | 37 | 14-21 | 36-36 | 0 | 0 | 0 | 0 | 2 | 304 |

Field Goals

| Player | fg | pct. | 01-19 | 20-29 | 30-39 | 40-49 | 50-99 | lg | blk |
|--------------|-------|------|-------|-------|-------|-------|-------|----|-----|
| Brock Taylor | 18-21 | 85.7 | 0-0 | 4-4 | 5-6 | 4-5 | 5-6 | 57 | 0 |
| Opponents | 14-21 | 66.7 | 0-0 | 5-6 | 3-3 | 4-9 | 2-3 | 54 | 0 |

FG Sequence

| Team Name | Vanderbilt | Opponents |
|----------------|-----------------|-------------------------|
| Virginia Tech | (43),(53),43 | (40),(38) |
| Alcorn | (35),(46) | |
| Georgia St. | (28) | (24),45,(45) |
| Missouri | (27),(57),50,31 | 24,(23),(54),40,46,(37) |
| Alabama | (51),(33) | |
| Kentucky | (49),(50) | |
| Ball St. | (27),(24),(38) | |
| Texas | (54) | (40),(23) |
| Auburn | (31),() | 44,52 |
| LSU | (47) | (28) |
| Tennessee | (32) | (50),(22) |
| South Carolina | | 42 |
| Georgia Tech | | (43),(33) |

Numbers in (parentheses) indicate field goal was made

Total Offense

| Player | g | plays | rush | pass | total | avg/g |
|--------------------|----|-------|------|------|-------|-------|
| Diego Pavia | 13 | 490 | 801 | 2293 | 3094 | 238.0 |
| Sedrick Alexander | 13 | 164 | 586 | 0 | 586 | 45.1 |
| AJ Newberry | 11 | 41 | 185 | 0 | 185 | 16.8 |
| Nate Johnson | 10 | 14 | 114 | 12 | 126 | 12.6 |
| Moni Jones | 13 | 18 | 54 | 0 | 54 | 4.2 |
| Chase Gillespie | 11 | 15 | 51 | 0 | 51 | 4.6 |
| Eli Stowers | 13 | 8 | 7 | 17 | 24 | 1.8 |
| Quincy Skinner Jr. | 13 | 1 | 22 | 0 | 22 | 1.7 |
| Junior Sherrill | 13 | 7 | 16 | 0 | 16 | 1.2 |
| Jesse Mirco | 13 | 1 | 9 | 0 | 9 | 0.7 |
| Tristen Brown | 10 | 1 | 1 | 0 | 1 | 0.1 |
| Landon Wells | 1 | 1 | -2 | 0 | -2 | -2.0 |
| Team | 13 | 0 | -27 | 0 | -27 | -2.1 |
| Total | 13 | 779 | 1817 | 2322 | 4139 | 318.4 |
| Opponents | 13 | 816 | 1830 | 3064 | 4894 | 376.5 |

Punting

| Player | no. | yds | avg | lg | tb | fc | i20 | 50+ | blk |
|-------------|-----|------|------|----|----|----|-----|-----|-----|
| Jesse Mirco | 51 | 2450 | 48.0 | 69 | 6 | 9 | 21 | 20 | 0 |
| Total | 51 | 2450 | 48.0 | 69 | 6 | 9 | 21 | 20 | 0 |
| Opponents | 46 | 1891 | 41.1 | 59 | 1 | 16 | 15 | 6 | 0 |

Kickoffs

| Player | no. | yds | avg | tb | ob | retn | net | ydln |
|--------------|-----|------|------|----|----|------|------|------|
| Brock Taylor | 44 | 2688 | 61.1 | 25 | 3 | | | |
| Will Faris | 25 | 1575 | 63.0 | 9 | 0 | | | |
| Jesse Mirco | 2 | 115 | 57.5 | 0 | 1 | | | |
| Total | 71 | 4378 | 61.7 | 34 | 4 | 32 | 40.6 | 24 |
| Opponents | 62 | 3769 | 60.8 | 40 | 3 | 18 | 37.3 | 27 |



INDIVIDUAL STATS

All Purpose

| Player | g | rush | rcv | pr | kr | ir | total | avg/g |
|---------------------|-----------|-------------|-------------|------------|------------|------------|-------------|--------------|
| Junior Sherrill | 13 | 16 | 411 | 0 | 427 | 0 | 854 | 65.7 |
| Sedrick Alexander | 13 | 586 | 238 | 0 | 0 | 0 | 824 | 63.4 |
| Diego Pavia | 13 | 801 | 0 | 0 | 0 | 0 | 801 | 61.6 |
| Eli Stowers | 13 | 7 | 638 | 0 | 0 | 0 | 645 | 49.6 |
| Quincy Skinner Jr. | 13 | 22 | 367 | 0 | 0 | 0 | 389 | 29.9 |
| AJ Newberry | 11 | 185 | 134 | 0 | 0 | 0 | 319 | 29.0 |
| Martel Hight | 13 | 0 | 0 | 265 | 0 | 3 | 268 | 20.6 |
| Loic Fouonji | 13 | 0 | 187 | 0 | 0 | 0 | 187 | 14.4 |
| Richie Hoskins | 13 | 0 | 131 | 0 | 0 | 0 | 131 | 10.1 |
| Nate Johnson | 10 | 114 | 1 | 0 | 0 | 0 | 115 | 11.5 |
| Cole Spence | 12 | 0 | 101 | 0 | 0 | 0 | 101 | 8.4 |
| Chase Gillespie | 11 | 51 | 6 | 0 | 22 | 0 | 79 | 7.2 |
| Joseph McVay | 5 | 0 | 65 | 0 | 0 | 0 | 65 | 13.0 |
| Moni Jones | 13 | 54 | 0 | 0 | 0 | 0 | 54 | 4.2 |
| CJ Taylor | 13 | 0 | 0 | 0 | 0 | 45 | 45 | 3.5 |
| Randon Fontenette | 12 | 0 | 0 | 0 | 0 | 29 | 29 | 2.4 |
| Tristen Brown | 10 | 1 | 27 | 0 | 0 | 0 | 28 | 2.8 |
| Alan Wright | 12 | 0 | 0 | 0 | 0 | 18 | 18 | 1.5 |
| Glenn Seabrooks III | 13 | 0 | 0 | 0 | 0 | 15 | 15 | 1.2 |
| De'Rickey Wright | 13 | 0 | 0 | 0 | 0 | 9 | 9 | 0.7 |
| Jesse Mirco | 13 | 9 | 0 | 0 | 0 | 0 | 9 | 0.7 |
| Dariyan Wiley | 6 | 0 | 8 | 0 | 0 | 0 | 8 | 1.3 |
| Bryan Longwell | 13 | 0 | 0 | 0 | 0 | 7 | 7 | 0.5 |
| Kamrean Johnson | 13 | 0 | 6 | 0 | 0 | 0 | 6 | 0.5 |
| Gabe Fisher | 13 | 0 | 2 | 0 | 0 | 0 | 2 | 0.2 |
| Steven Sannieniola | 4 | 0 | 0 | 0 | -1 | 0 | -1 | -0.3 |
| Landon Wells | 1 | -2 | 0 | 0 | 0 | 0 | -2 | -2.0 |
| Team | 13 | -27 | 0 | 0 | 0 | 0 | -27 | -2.1 |
| Total | 13 | 1817 | 2322 | 265 | 448 | 126 | 4978 | 382.9 |
| Opponents | 13 | 1830 | 3064 | 178 | 575 | 16 | 5663 | 435.6 |



OVERALL DEFENSE

| | | | Tackles | | | | Sacks | Pass defense | | | Fumbles | | blkd | |
|----|---------------------|----|---------|----|-----|---------|--------|--------------|------|-----|---------|----|------|-----|
| ## | Player | gp | ua | a | tot | tfl/yds | no-yds | int-yds | brup | qbh | fr-yds | ff | kick | saf |
| 4 | Bryan Longwell | 13 | 40 | 49 | 89 | 7.5-14 | 1.5-8 | 1-7 | 4 | 2 | . | . | . | . |
| 10 | Langston Patterson | 11 | 38 | 40 | 78 | 5-9 | . | . | 2 | . | 1-0 | . | . | . |
| 2 | Randon Fontenette | 12 | 41 | 32 | 73 | 8-43 | 3.5-26 | 1-29 | 8 | . | . | . | . | . |
| 1 | CJ Taylor | 13 | 43 | 21 | 64 | 2.5-4 | . | 2-45 | 3 | 1 | . | 2 | . | . |
| 24 | Nick Rinaldi | 13 | 35 | 17 | 52 | 6-32 | 6-32 | . | . | . | 2-0 | . | . | . |
| 19 | De'Rickey Wright | 13 | 35 | 13 | 48 | 1-2 | . | 1-9 | 2 | . | 1-0 | . | . | . |
| 29 | Miles Capers | 12 | 22 | 24 | 46 | 8-31 | 3-18 | 1-0 | 3 | 1 | . | 3 | . | . |
| 98 | De'Marion Thomas | 13 | 14 | 20 | 34 | 1.5-6 | 1-5 | . | . | . | . | . | . | . |
| 25 | Martel Hight | 13 | 26 | 7 | 33 | 2-5 | . | 2-3 | 4 | 1 | . | 1 | . | . |
| 5 | Yilanan Ouattara | 13 | 11 | 20 | 31 | 5-12 | 2-10 | . | 2 | 2 | 1-0 | . | . | . |
| 53 | Glenn Seabrooks III | 13 | 15 | 13 | 28 | 1-1 | . | 1-15 | . | . | . | 1 | . | . |
| 0 | Aeneas DiCosmo | 13 | 10 | 13 | 23 | 3-14 | 1.5-10 | . | 2 | 1 | 1-0 | . | . | . |
| 6 | Kolbey Taylor | 11 | 17 | 6 | 23 | 1-1 | . | . | . | . | . | . | . | . |
| 34 | Maurice Hampton Jr. | 10 | 13 | 9 | 22 | . | . | . | 1 | . | . | 1 | . | . |
| 8 | Tyson Russell | 13 | 12 | 8 | 20 | 1-2 | . | . | . | . | . | . | . | . |
| 91 | Christian James | 10 | 9 | 11 | 20 | 2-8 | . | . | 1 | 1 | . | . | . | . |
| 7 | Marlen Sewell | 13 | 10 | 10 | 20 | . | . | . | 1 | . | . | . | . | . |
| 20 | Prince Kollie | 13 | 12 | 7 | 19 | 1-3 | 1-3 | . | 1 | . | . | . | . | . |
| 95 | Linus Zunk | 13 | 8 | 8 | 16 | 2.5-11 | 1.5-10 | . | 1 | 2 | . | . | . | . |
| 22 | Bryce Cowan | 13 | 8 | 8 | 16 | 0.5-5 | . | . | 2 | . | . | . | . | . |
| 27 | Jaylin Lackey | 13 | 12 | 2 | 14 | . | . | . | 2 | . | . | . | . | . |
| 96 | Khordae Sydnor | 11 | 8 | 6 | 14 | 6.5-23 | 4-20 | . | 2 | 2 | . | . | . | . |
| 21 | Dontae Carter | 13 | 8 | 3 | 11 | . | . | . | 2 | . | . | . | . | . |
| 94 | Bradley Mann | 9 | 5 | 4 | 9 | 1-7 | . | . | . | . | . | . | . | . |
| 30 | Trudell Berry | 11 | 4 | 3 | 7 | 1-2 | . | . | 2 | . | . | 1 | . | . |
| 15 | Zaylin Wood | 3 | 2 | 5 | 7 | 1-5 | 1-5 | . | . | 1 | . | . | . | . |
| 37 | Jailen Ruth | 13 | 6 | . | 6 | . | . | . | . | . | . | . | . | . |
| 33 | Boubacar Diakite | 6 | 3 | 1 | 4 | . | . | . | . | . | . | . | . | . |
| 14 | Steven Sannieniola | 4 | 1 | 2 | 3 | 1-2 | . | . | . | . | . | . | . | . |
| 33 | Moni Jones | 13 | 1 | 1 | 2 | . | . | . | . | . | . | . | . | . |
| 11 | Loic Fouonji | 13 | 1 | 1 | 2 | . | . | . | . | . | . | . | . | . |
| 48 | Julian Ashby | 13 | 1 | 1 | 2 | . | . | . | . | . | . | . | . | . |
| 12 | Jeffrey Ugochukwu | 13 | 2 | . | 2 | 1-3 | . | . | . | . | . | . | . | . |
| 16 | Cole Spence | 12 | 2 | . | 2 | . | . | . | . | . | . | . | . | . |
| 18 | Jalen Gilbert | 13 | 1 | . | 1 | . | . | . | . | . | . | . | . | . |
| 28 | Sedrick Alexander | 13 | 1 | . | 1 | . | . | . | . | . | . | . | . | . |
| 2 | Diego Pavia | 13 | 1 | . | 1 | . | . | . | . | . | . | . | . | . |
| 88 | Brock Taylor | 13 | 1 | . | 1 | . | . | . | . | . | . | . | . | . |
| 99 | Devin Lee | 5 | 1 | . | 1 | . | . | . | . | . | . | . | . | . |
| 32 | Mason Carter | 1 | . | 1 | 1 | . | . | . | . | . | . | . | . | . |
| 87 | Joseph McVay | 5 | 1 | . | 1 | . | . | . | . | . | . | . | . | . |



OVERALL DEFENSE

| | | | Tackles | | | | Sacks | Pass defense | | | Fumbles | blkd | | |
|----|-------------|----|---------|-----|-----|---------|--------|--------------|------|-----|---------|------|------|-----|
| ## | Player | gp | ua | a | tot | tfl/yds | no-yds | int-yds | brup | qbh | fr-yds | ff | kick | saf |
| 38 | Will Faris | 5 | 1 | . | 1 | . | . | . | . | . | . | . | . | . |
| 36 | Alan Wright | 12 | . | . | . | . | . | 1-18 | . | . | . | . | . | . |
| | Totals | 13 | 482 | 366 | 848 | 70-245 | 26-147 | 10-126 | 45 | 14 | 6-0 | 9 | 0 | 0 |
| | Opponents | 13 | 417 | 378 | 795 | 58-215 | 18-127 | 4-16 | 48 | 42 | 3-2 | 5 | 0 | 2 |



TEAM GAME-BY-GAME

| Date | Opponent | Rushing | | | | Receiving | | | | Passing | | | | Kick Returns | | | | Punt Returns | | | | tot off |
|------------|-----------------|---------|------|----|----|-----------|------|----|----|-------------|------|----|----|--------------|-----|----|-----|--------------|-----|----|----|------------|
| | | no. | yds | td | lg | no. | yds | td | lg | cmp-att-int | yds | td | lg | no. | yds | td | lg | no. | yds | td | lg | |
| 08/31/2024 | Virginia Tech | 48 | 181 | 2 | 27 | 12 | 190 | 2 | 41 | 12-16-0 | 190 | 2 | 41 | 2 | 50 | 0 | 27 | 1 | 22 | 0 | 22 | 371 |
| 09/07/2024 | Alcorn | 39 | 242 | 4 | 56 | 11 | 100 | 1 | 17 | 11-14-0 | 100 | 1 | 17 | 1 | 34 | 0 | 34 | 4 | 127 | 1 | 57 | 342 |
| 09/14/2024 | at Georgia St. | 34 | 110 | 2 | 12 | 18 | 270 | 2 | 53 | 18-33-0 | 270 | 2 | 53 | 1 | -1 | 0 | 0 | 3 | 21 | 0 | 13 | 380 |
| 09/21/2024 | at Missouri | 36 | 146 | 1 | 36 | 14 | 178 | 2 | 65 | 14-23-0 | 178 | 2 | 65 | 0 | 0 | 0 | 0 | 0 | 0 | 0 | 0 | 324 |
| 10/05/2024 | Alabama | 54 | 166 | 2 | 13 | 16 | 252 | 2 | 36 | 16-21-0 | 252 | 2 | 36 | 1 | 5 | 0 | 5 | 1 | -2 | 0 | 0 | 418 |
| 10/12/2024 | at Kentucky | 37 | 145 | 0 | 31 | 15 | 143 | 2 | 21 | 15-18-1 | 143 | 2 | 21 | 0 | 0 | 0 | 0 | 0 | 0 | 0 | 0 | 288 |
| 10/19/2024 | Ball St. | 37 | 145 | 1 | 20 | 17 | 275 | 1 | 43 | 17-31-0 | 275 | 1 | 43 | 2 | 57 | 0 | 33 | 3 | 42 | 0 | 25 | 420 |
| 10/26/2024 | Texas | 31 | 114 | 1 | 18 | 17 | 155 | 2 | 21 | 17-31-2 | 155 | 2 | 21 | 2 | 34 | 0 | 18 | 1 | 15 | 0 | 15 | 269 |
| 11/02/2024 | at Auburn | 38 | 84 | 0 | 7 | 9 | 143 | 2 | 31 | 9-23-0 | 143 | 2 | 31 | 0 | 0 | 0 | 0 | 1 | 39 | 0 | 39 | 227 |
| 11/09/2024 | South Carolina | 28 | 108 | 1 | 17 | 16 | 166 | 0 | 33 | 16-31-0 | 166 | 0 | 33 | 2 | 53 | 0 | 27 | 1 | -4 | 0 | 0 | 274 |
| 11/23/2024 | at LSU | 24 | 122 | 1 | 36 | 13 | 186 | 1 | 63 | 13-24-0 | 186 | 1 | 63 | 0 | 0 | 0 | 0 | 1 | -1 | 0 | 0 | 308 |
| 11/30/2024 | Tennessee | 31 | 108 | 1 | 20 | 8 | 104 | 1 | 31 | 8-18-1 | 104 | 1 | 31 | 4 | 164 | 1 | 100 | 0 | 0 | 0 | 0 | 212 |
| 12/27/2024 | vs Georgia Tech | 38 | 146 | 2 | 22 | 13 | 160 | 3 | 40 | 13-21-0 | 160 | 3 | 40 | 4 | 52 | 0 | 20 | 2 | 6 | 0 | 7 | 306 |
| Vanderbilt | | 475 | 1817 | 18 | 56 | 179 | 2322 | 21 | 65 | 179-304-4 | 2322 | 21 | 65 | 19 | 448 | 1 | 100 | 18 | 265 | 1 | 57 | 4139 |
| Opponents | | 427 | 1830 | 13 | 64 | 265 | 3064 | 24 | 86 | 265-389-10 | 3064 | 24 | 86 | 32 | 575 | 0 | 46 | 16 | 178 | 0 | 28 | 4894 |

Vanderbilt Averages

| Games | Avg/ rush | Avg/ catch | Pass effc | KR avg | PR avg | All purpose avg/game | Total offense avg/game |
|-------|-----------|------------|-----------|--------|--------|----------------------|------------------------|
| 13 | 3.8 | 13.0 | 143.2 | 23.6 | 14.7 | 382.9 | 318.4 |

| Date | Opponent | ua | Tackles | | | Sacks no-yds | Fumble | | Pass Defense | | | blkd kick | PAT attempts | | | off | | |
|------------|-----------------|-----|---------|-------|----------|-----------------|--------|--------|--------------|-----|------|--------------|--------------|------|-----|-----|-----|-----|
| | | | a | total | tfl-yds | | ff | fr-yds | int-yds | qbh | brup | | kick | rush | rcv | saf | t/o | pts |
| 08/31/2024 | Virginia Tech | 37 | 34 | 71 | 8.0-36 | 4-26 | 0 | 0-0 | 1-15 | 1 | 4 | 0 | 4-4 | 0 | 0 | 0 | 7 | 34 |
| 09/07/2024 | Alcorn | 24 | 28 | 52 | 6.0-13 | 1-3 | 0 | 0-0 | 2-41 | 1 | 4 | 0 | 7-7 | 0 | 0 | 0 | 14 | 55 |
| 09/14/2024 | at Georgia St. | 46 | 26 | 72 | 5.0-21 | 1-14 | 0 | 0-0 | 1-7 | 3 | 2 | 0 | 3-3 | 0 | 1 | 0 | 7 | 32 |
| 09/21/2024 | at Missouri | 40 | 46 | 86 | 8.0-23 | 3-13 | 0 | 0-0 | 0-0 | 0 | 4 | 0 | 3-3 | 0 | 0 | 0 | 0 | 27 |
| 10/05/2024 | Alabama | 24 | 16 | 40 | 4.0-15 | 2-11 | 1 | 1-0 | 1-29 | 0 | 3 | 0 | 4-5 | 0 | 0 | 0 | 6 | 40 |
| 10/12/2024 | at Kentucky | 32 | 28 | 60 | 2.0-4 | 1-2 | 1 | 1-0 | 1-9 | 2 | 2 | 0 | 2-2 | 0 | 0 | 0 | 3 | 20 |
| 10/19/2024 | Ball St. | 34 | 16 | 50 | 5.0-35 | 2-17 | 0 | 0-0 | 0-0 | 1 | 3 | 0 | 1-1 | 0 | 1 | 0 | 0 | 24 |
| 10/26/2024 | Texas | 44 | 28 | 72 | 9.0-41 | 4-29 | 0 | 0-0 | 2-4 | 2 | 6 | 0 | 3-3 | 0 | 0 | 0 | 14 | 24 |
| 11/02/2024 | at Auburn | 44 | 10 | 54 | 7.0-22 | 4-17 | 1 | 1-0 | 0-0 | 0 | 4 | 0 | 2-2 | 0 | 0 | 0 | 0 | 17 |
| 11/09/2024 | South Carolina | 35 | 28 | 63 | 5.0-12 | 0-0 | 2 | 1-0 | 0-0 | 0 | 4 | 0 | 1-1 | 0 | 0 | 0 | 0 | 7 |
| 11/23/2024 | at LSU | 37 | 42 | 79 | 2.0-7 | 1-6 | 1 | 0-0 | 0-0 | 0 | 4 | 0 | 2-2 | 0 | 0 | 0 | 0 | 17 |
| 11/30/2024 | Tennessee | 45 | 28 | 73 | 2.0-2 | 0-0 | 1 | 1-0 | 1--1 | 1 | 4 | 0 | 2-2 | 0 | 0 | 0 | 7 | 23 |
| 12/27/2024 | vs Georgia Tech | 40 | 36 | 76 | 7.0-14 | 3-9 | 2 | 1-0 | 1-22 | 3 | 1 | 0 | 5-5 | 0 | 0 | 0 | 14 | 35 |
| Vanderbilt | | 482 | 366 | 848 | 70.0-245 | 26-147 | 9 | 6-0 | 10-126 | 14 | 45 | 0 | 39-40 | 0 | 2 | 0 | 72 | 355 |
| Opponents | | 417 | 378 | 795 | 58.0-215 | 18-127 | 5 | 3-2 | 4-16 | 42 | 48 | 0 | 36-36 | 0 | 0 | 2 | 3 | 304 |

| Date | Opponent | no. | yds | Punting | | | | | | | Field Goals | | | Kickoffs | | | | |
|------------|----------------|-----|-----|---------|------|------|----|----|-----|-----|-------------|------|------|----------|-----|------|----|----|
| | | | | avg | long | blkd | tb | fc | 50+ | i20 | md-att | long | blkd | no. | yds | avg | tb | ob |
| 08/31/2024 | Virginia Tech | 4 | 187 | 46.8 | 60 | 0 | 0 | 2 | 2 | 1 | 2-3 | 53 | 0 | 6 | 380 | 63.3 | 2 | 0 |
| 09/07/2024 | Alcorn | 2 | 111 | 55.5 | 69 | 0 | 0 | 0 | 1 | 2 | 2-2 | 46 | 0 | 10 | 624 | 62.4 | 4 | 0 |
| 09/14/2024 | at Georgia St. | 3 | 105 | 35.0 | 42 | 0 | 0 | 0 | 0 | 1 | 1-1 | 28 | 0 | 7 | 452 | 64.6 | 3 | 0 |
| 09/21/2024 | at Missouri | 6 | 280 | 46.7 | 54 | 0 | 0 | 3 | 2 | 0 | 2-4 | 57 | 0 | 4 | 252 | 63.0 | 0 | 0 |
| 10/05/2024 | Alabama | 2 | 76 | 38.0 | 46 | 0 | 0 | 0 | 0 | 2 | 2-2 | 51 | 0 | 8 | 517 | 64.6 | 5 | 0 |
| 10/12/2024 | at Kentucky | 2 | 89 | 44.5 | 45 | 0 | 0 | 0 | 0 | 1 | 2-2 | 50 | 0 | 5 | 259 | 51.8 | 2 | 1 |
| 10/19/2024 | Ball St. | 3 | 137 | 45.7 | 53 | 0 | 1 | 0 | 1 | 1 | 3-3 | 38 | 0 | 6 | 388 | 64.7 | 5 | 0 |
| 10/26/2024 | Texas | 5 | 241 | 48.2 | 60 | 0 | 0 | 2 | 2 | 1 | 1-1 | 54 | 0 | 3 | 195 | 65.0 | 2 | 0 |
| 11/02/2024 | at Auburn | 8 | 423 | 52.9 | 64 | 0 | 1 | 0 | 5 | 3 | 1-1 | 31 | 0 | 4 | 256 | 64.0 | 3 | 1 |
| 11/09/2024 | South Carolina | 5 | 248 | 49.6 | 61 | 0 | 2 | 2 | 2 | 2 | 0-0 | 0 | 0 | 2 | 130 | 65.0 | 2 | 0 |
| 11/23/2024 | at LSU | 4 | 207 | 51.8 | 57 | 0 | 1 | 0 | 2 | 2 | 1-1 | 47 | 0 | 4 | 231 | 57.8 | 1 | 0 |
| 11/30/2024 | Tennessee | 3 | 151 | 50.3 | 57 | 0 | 0 | 0 | 2 | 3 | 1-1 | 32 | 0 | 6 | 341 | 56.8 | 1 | 2 |



TEAM GAME-BY-GAME

| | | Punting | | | | | | | | | | Field Goals | | | Kickoffs | | | | |
|------------|-----------------|---------|------|------|------|------|----|----|-----|-----|--------|-------------|------|-----|----------|------|----|----|--|
| Date | Opponent | no. | yds | avg | long | blkd | tb | fc | 50+ | i20 | md-att | long | blkd | no. | yds | avg | tb | ob | |
| 12/27/2024 | vs Georgia Tech | 4 | 195 | 48.8 | 69 | 0 | 1 | 0 | 1 | 2 | 0-0 | 0 | 0 | 6 | 353 | 58.8 | 4 | 0 | |
| Vanderbilt | | 51 | 2450 | 48.0 | 69 | 0 | 6 | 9 | 20 | 21 | 18-21 | 57 | 0 | 71 | 4378 | 61.7 | 34 | 4 | |
| Opponents | | 46 | 1891 | 41.1 | 59 | 0 | 1 | 16 | 6 | 15 | 14-21 | 54 | 0 | 62 | 3769 | 60.8 | 40 | 3 | |



OPPONENT GAME-BY-GAME

| Date | Opponent | no. | yds | td | lg | no. | yds | td | lg | cmp-att-int | yds | td | lg | no. | yds | td | lg | no. | yds | td | lg | off |
|------------|-----------------|-----|------|----|----|-----|------|----|----|-------------|------|----|----|-----|-----|----|-----|-----|-----|----|----|------|
| 08/31/2024 | Virginia Tech | 30 | 75 | 1 | 24 | 22 | 322 | 2 | 62 | 22-34-1 | 322 | 2 | 62 | 4 | 96 | 0 | 29 | 1 | 17 | 0 | 17 | 397 |
| 09/07/2024 | Alcorn | 28 | 40 | 0 | 15 | 8 | 31 | 0 | 10 | 8-16-2 | 31 | 0 | 10 | 6 | 102 | 0 | 25 | 0 | 0 | 0 | 0 | 71 |
| 09/14/2024 | at Georgia St. | 34 | 157 | 1 | 29 | 26 | 269 | 3 | 33 | 26-41-1 | 269 | 3 | 33 | 3 | 46 | 0 | 22 | 0 | 0 | 0 | 0 | 426 |
| 09/21/2024 | at Missouri | 40 | 216 | 1 | 64 | 23 | 226 | 2 | 27 | 23-37-0 | 226 | 2 | 27 | 4 | 77 | 0 | 32 | 2 | 40 | 0 | 24 | 442 |
| 10/05/2024 | Alabama | 21 | 84 | 4 | 32 | 18 | 310 | 1 | 58 | 18-24-1 | 310 | 1 | 58 | 3 | 75 | 0 | 46 | 0 | 0 | 0 | 0 | 394 |
| 10/12/2024 | at Kentucky | 31 | 164 | 1 | 16 | 15 | 158 | 1 | 23 | 15-26-1 | 158 | 1 | 23 | 2 | 60 | 0 | 38 | 2 | 5 | 0 | 6 | 322 |
| 10/19/2024 | Ball St. | 22 | 78 | 1 | 13 | 21 | 190 | 1 | 29 | 21-29-0 | 190 | 1 | 29 | 1 | 16 | 0 | 16 | 1 | 1 | 0 | 1 | 268 |
| 10/26/2024 | Texas | 34 | 104 | 0 | 23 | 27 | 288 | 3 | 31 | 27-37-2 | 288 | 3 | 31 | 1 | 15 | 0 | 15 | 3 | 41 | 0 | 24 | 392 |
| 11/02/2024 | at Auburn | 29 | 88 | 0 | 27 | 20 | 239 | 1 | 30 | 20-29-0 | 239 | 1 | 30 | 0 | 0 | 0 | 0 | 3 | 29 | 0 | 17 | 327 |
| 11/09/2024 | South Carolina | 43 | 214 | 2 | 39 | 14 | 238 | 2 | 51 | 14-20-0 | 238 | 2 | 51 | 0 | 0 | 0 | 0 | 1 | 7 | 0 | 7 | 452 |
| 11/23/2024 | at LSU | 32 | 139 | 2 | 21 | 28 | 332 | 1 | 30 | 28-37-0 | 332 | 1 | 30 | 3 | 37 | 0 | 20 | 1 | 10 | 0 | 10 | 471 |
| 11/30/2024 | Tennessee | 47 | 281 | 0 | 28 | 18 | 257 | 4 | 86 | 18-26-1 | 257 | 4 | 86 | 3 | 40 | 0 | 19 | 0 | 0 | 0 | 0 | 538 |
| 12/27/2024 | vs Georgia Tech | 36 | 190 | 0 | 29 | 25 | 204 | 3 | 20 | 25-33-1 | 204 | 3 | 20 | 2 | 11 | 0 | 12 | 2 | 28 | 0 | 28 | 394 |
| Opponents | | 427 | 1830 | 13 | 64 | 265 | 3064 | 24 | 86 | 265-389-10 | 3064 | 24 | 86 | 32 | 575 | 0 | 46 | 16 | 178 | 0 | 28 | 4894 |
| Vanderbilt | | 475 | 1817 | 18 | 56 | 179 | 2322 | 21 | 65 | 179-304-4 | 2322 | 21 | 65 | 19 | 448 | 1 | 100 | 18 | 265 | 1 | 57 | 4139 |

Opponents Averages

| Games | Avg/ rush | Avg/ catch | Pass effc | KR avg | PR avg | All purpose avg/game | Total offense avg/game |
|-------|-----------|------------|-----------|--------|--------|----------------------|------------------------|
| 13 | 4.3 | 11.6 | 149.5 | 18.0 | 11.1 | 435.6 | 376.5 |

| Date | Opponent | Tackles | | | | Sacks no-yds | Fumble | | Pass Defense | | | blkd kick | PAT attempts | | | off | | |
|------------|-----------------|---------|-----|-------|----------|-----------------|--------|--------|--------------|-----|------|--------------|--------------|------|------|-----|-----|-----|
| | | ua | a | total | tfl-yds | | ff | fr-yds | int-yds | qbh | brup | | kick | kick | rush | rcv | saf | t/o |
| 08/31/2024 | Virginia Tech | 35 | 38 | 73 | 7.0-25 | 2-16 | 0 | 0-0 | 0-0 | 0 | 2 | 0 | 3-3 | 0 | 0 | 0 | 0 | 27 |
| 09/07/2024 | Alcorn | 31 | 24 | 55 | 4.0-18 | 2-15 | 0 | 0-0 | 0-0 | 2 | 1 | 0 | 0-0 | 0 | 0 | 0 | 0 | 0 |
| 09/14/2024 | at Georgia St. | 34 | 28 | 62 | 2.0-15 | 2-15 | 1 | 1-2 | 0-0 | 3 | 7 | 0 | 4-4 | 0 | 0 | 1 | 0 | 36 |
| 09/21/2024 | at Missouri | 21 | 44 | 65 | 6.0-33 | 1-12 | 0 | 0-0 | 0-0 | 4 | 6 | 0 | 3-3 | 0 | 0 | 0 | 0 | 30 |
| 10/05/2024 | Alabama | 40 | 40 | 80 | 7.0-12 | 0-0 | 0 | 0-0 | 0-0 | 0 | 2 | 0 | 5-5 | 0 | 0 | 0 | 0 | 35 |
| 10/12/2024 | at Kentucky | 34 | 28 | 62 | 6.0-37 | 3-32 | 0 | 0-0 | 1-1 | 1 | 1 | 0 | 1-1 | 0 | 0 | 0 | 0 | 13 |
| 10/19/2024 | Ball St. | 36 | 34 | 70 | 3.0-6 | 1-3 | 0 | 0-0 | 0-0 | 3 | 4 | 0 | 2-2 | 0 | 0 | 0 | 0 | 14 |
| 10/26/2024 | Texas | 33 | 26 | 59 | 2.0-3 | 0-0 | 2 | 1-0 | 2-15 | 5 | 7 | 0 | 3-3 | 0 | 0 | 0 | 3 | 27 |
| 11/02/2024 | at Auburn | 36 | 10 | 46 | 3.0-6 | 0-0 | 0 | 0-0 | 0-0 | 3 | 6 | 0 | 1-1 | 0 | 0 | 0 | 0 | 7 |
| 11/09/2024 | South Carolina | 29 | 32 | 61 | 6.0-14 | 2-10 | 1 | 1-0 | 0-0 | 8 | 8 | 0 | 4-4 | 0 | 0 | 0 | 0 | 28 |
| 11/23/2024 | at LSU | 22 | 30 | 52 | 2.0-3 | 1-2 | 1 | 0-0 | 0-0 | 8 | 0 | 0 | 3-3 | 0 | 0 | 0 | 0 | 24 |
| 11/30/2024 | Tennessee | 27 | 24 | 51 | 5.0-19 | 3-13 | 0 | 0-0 | 1-0 | 1 | 4 | 0 | 4-4 | 0 | 0 | 1 | 0 | 36 |
| 12/27/2024 | vs Georgia Tech | 39 | 20 | 59 | 5.0-24 | 1-9 | 0 | 0-0 | 0-0 | 4 | 0 | 0 | 3-3 | 0 | 0 | 0 | 0 | 27 |
| Opponents | | 417 | 378 | 795 | 58.0-215 | 18-127 | 5 | 3-2 | 4-16 | 42 | 48 | 0 | 36-36 | 0 | 0 | 2 | 3 | 304 |
| Vanderbilt | | 482 | 366 | 848 | 70.0-245 | 26-147 | 9 | 6-0 | 10-126 | 14 | 45 | 0 | 39-40 | 0 | 2 | 0 | 72 | 355 |

| Date | Opponent | Punting | | | | | | | | | | Field Goals | | | Kickoffs | | | |
|------------|----------------|---------|-----|------|------|------|----|----|-----|-----|--------|-------------|------|-----|----------|------|----|----|
| | | no. | yds | avg | long | blkd | tb | fc | 50+ | i20 | md-att | long | blkd | no. | yds | avg | tb | ob |
| 08/31/2024 | Virginia Tech | 3 | 139 | 46.3 | 49 | 0 | 1 | 1 | 0 | 0 | 2-2 | 40 | 0 | 6 | 382 | 63.7 | 4 | 0 |
| 09/07/2024 | Alcorn | 8 | 316 | 39.5 | 48 | 0 | 0 | 1 | 0 | 0 | 0-0 | 0 | 0 | 1 | 61 | 61.0 | 0 | 0 |
| 09/14/2024 | at Georgia St. | 4 | 161 | 40.3 | 47 | 0 | 0 | 1 | 0 | 0 | 2-3 | 45 | 0 | 7 | 453 | 64.7 | 5 | 1 |
| 09/21/2024 | at Missouri | 3 | 115 | 38.3 | 40 | 0 | 0 | 3 | 0 | 2 | 3-6 | 54 | 0 | 5 | 260 | 52.0 | 4 | 1 |
| 10/05/2024 | Alabama | 2 | 87 | 43.5 | 47 | 0 | 0 | 1 | 0 | 0 | 0-0 | 0 | 0 | 6 | 377 | 62.8 | 5 | 0 |
| 10/12/2024 | at Kentucky | 2 | 80 | 40.0 | 41 | 0 | 0 | 1 | 0 | 1 | 0-0 | 0 | 0 | 3 | 195 | 65.0 | 3 | 0 |
| 10/19/2024 | Ball St. | 6 | 252 | 42.0 | 53 | 0 | 0 | 1 | 2 | 3 | 0-0 | 0 | 0 | 3 | 192 | 64.0 | 1 | 0 |
| 10/26/2024 | Texas | 4 | 145 | 36.3 | 42 | 0 | 0 | 1 | 0 | 2 | 2-2 | 40 | 0 | 6 | 380 | 63.3 | 4 | 0 |
| 11/02/2024 | at Auburn | 6 | 265 | 44.2 | 59 | 0 | 0 | 4 | 2 | 3 | 0-2 | 0 | 0 | 2 | 130 | 65.0 | 2 | 0 |
| 11/09/2024 | South Carolina | 2 | 96 | 48.0 | 57 | 0 | 0 | 1 | 1 | 2 | 0-1 | 0 | 0 | 5 | 318 | 63.6 | 3 | 0 |
| 11/23/2024 | at LSU | 2 | 74 | 37.0 | 41 | 0 | 0 | 1 | 0 | 0 | 1-1 | 28 | 0 | 5 | 325 | 65.0 | 5 | 0 |
| 11/30/2024 | Tennessee | 1 | 36 | 36.0 | 36 | 0 | 0 | 0 | 0 | 1 | 2-2 | 50 | 0 | 7 | 422 | 60.3 | 3 | 0 |



OPPONENT GAME-BY-GAME

| Date | Opponent | no. | yds | avg | long | blkd | tb | fc | 50+ | i20 | md-att | long | blkd | no. | yds | avg | tb | ob |
|------------|-----------------|-----|------|------|------|------|----|----|-----|-----|--------|------|------|-----|------|------|----|----|
| 12/27/2024 | vs Georgia Tech | 3 | 125 | 41.7 | 53 | 0 | 0 | 0 | 1 | 1 | 2-2 | 43 | 0 | 6 | 274 | 45.7 | 1 | 1 |
| Opponents | | 46 | 1891 | 41.1 | 59 | 0 | 1 | 16 | 6 | 15 | 14-21 | 54 | 0 | 62 | 3769 | 60.8 | 40 | 3 |
| Vanderbilt | | 51 | 2450 | 48.0 | 69 | 0 | 6 | 9 | 20 | 21 | 18-21 | 57 | 0 | 71 | 4378 | 61.7 | 34 | 4 |



TEAM GAME HIGHS

Vanderbilt - Game Highs

| | | |
|------------------|-------------|--|
| RUSHES | 54 | Alabama (10/05/2024) |
| YARDS RUSHING | 242 | Alcorn (09/07/2024) |
| YARDS PER RUSH | 6.2 | Alcorn (09/07/2024) |
| TD RUSHES | 4 | Alcorn (09/07/2024) |
| PASS ATTEMPTS | 33 | at Georgia St. (09/14/2024) |
| PASS COMPLETIONS | 18 | at Georgia St. (09/14/2024) |
| YARDS PASSING | 275 | Ball St. (10/19/2024) |
| YARDS PER PASS | 12.0 | Alabama (10/05/2024) |
| TD PASSES | 3 | vs Georgia Tech (N) (12/27/2024) |
| TOTAL PLAYS | 75 | Alabama (10/05/2024) |
| TOTAL OFFENSE | 420 | Ball St. (10/19/2024) |
| YARDS PER PLAY | 6.5 | Alcorn (09/07/2024) |
| POINTS | 55 | Alcorn (09/07/2024) |
| SACKS BY | 4 4 4 | at Auburn (11/02/2024) Texas (10/26/2024) Virginia Tech (08/31/2024) |
| FIRST DOWNS | 26 | Alabama (10/05/2024) |
| PENALTIES | 9 9 | at Georgia St. (09/14/2024) Alcorn (09/07/2024) |
| PENALTY YARDS | 93 | at Missouri (09/21/2024) |
| TURNOVERS | 3 | Texas (10/26/2024) |
| PUNTS | 8 | at Auburn (11/02/2024) |
| PUNTING AVG | 55.5 | Alcorn (09/07/2024) |
| LONG PUNT | 69 69 | vs Georgia Tech (N) (12/27/2024) Alcorn (09/07/2024) |
| PUNTS INSIDE 20 | 3 3 | Tennessee (11/30/2024) at Auburn (11/02/2024) |
| LONG PUNT RETURN | 57 | Alcorn (09/07/2024) |



OPPONENT GAME HIGHS

Opponent - Game Highs

| | | |
|------------------|------|----------------------------------|
| RUSHES | 47 | Tennessee (11/30/2024) |
| YARDS RUSHING | 281 | Tennessee (11/30/2024) |
| YARDS PER RUSH | 6.0 | Tennessee (11/30/2024) |
| TD RUSHES | 4 | Alabama (10/05/2024) |
| PASS ATTEMPTS | 41 | at Georgia St. (09/14/2024) |
| PASS COMPLETIONS | 28 | at LSU (11/23/2024) |
| YARDS PASSING | 332 | at LSU (11/23/2024) |
| YARDS PER PASS | 12.9 | Alabama (10/05/2024) |
| TD PASSES | 4 | Tennessee (11/30/2024) |
| TOTAL PLAYS | 77 | at Missouri (09/21/2024) |
| TOTAL OFFENSE | 538 | Tennessee (11/30/2024) |
| YARDS PER PLAY | 8.8 | Alabama (10/05/2024) |
| POINTS | 36 | Tennessee (11/30/2024) |
| | 36 | at Georgia St. (09/14/2024) |
| SACKS BY | 3 | Tennessee (11/30/2024) |
| | 3 | at Kentucky (10/12/2024) |
| FIRST DOWNS | 28 | Tennessee (11/30/2024) |
| PENALTIES | 13 | Tennessee (11/30/2024) |
| PENALTY YARDS | 107 | Texas (10/26/2024) |
| TURNOVERS | 2 | vs Georgia Tech (N) (12/27/2024) |
| | 2 | Tennessee (11/30/2024) |
| | 2 | Texas (10/26/2024) |
| | 2 | at Kentucky (10/12/2024) |
| | 2 | Alabama (10/05/2024) |
| | 2 | Alcorn (09/07/2024) |
| PUNTS | 8 | Alcorn (09/07/2024) |
| PUNTING AVG | 48.0 | South Carolina (11/09/2024) |
| LONG PUNT | 59 | at Auburn (11/02/2024) |
| PUNTS INSIDE 20 | 3 | at Auburn (11/02/2024) |
| | 3 | Ball St. (10/19/2024) |
| LONG PUNT RETURN | 28 | vs Georgia Tech (N) (12/27/2024) |



TEAM GAME LOWS

Vanderbilt - Game Lows

| | | |
|------------------|------|-----------------------------|
| RUSHES | 24 | at LSU (11/23/2024) |
| YARDS RUSHING | 84 | at Auburn (11/02/2024) |
| YARDS PER RUSH | 2.2 | at Auburn (11/02/2024) |
| TD RUSHES | 0 | at Auburn (11/02/2024) |
| | 0 | at Kentucky (10/12/2024) |
| PASS ATTEMPTS | 14 | Alcorn (09/07/2024) |
| PASS COMPLETIONS | 8 | Tennessee (11/30/2024) |
| YARDS PASSING | 100 | Alcorn (09/07/2024) |
| YARDS PER PASS | 5.0 | Texas (10/26/2024) |
| TD PASSES | 0 | South Carolina (11/09/2024) |
| TOTAL PLAYS | 48 | at LSU (11/23/2024) |
| TOTAL OFFENSE | 212 | Tennessee (11/30/2024) |
| YARDS PER PLAY | 3.7 | at Auburn (11/02/2024) |
| POINTS | 7 | South Carolina (11/09/2024) |
| SACKS BY | 0 | Tennessee (11/30/2024) |
| | 0 | South Carolina (11/09/2024) |
| FIRST DOWNS | 12 | at Auburn (11/02/2024) |
| PENALTIES | 2 | Ball St. (10/19/2024) |
| PENALTY YARDS | 10 | Ball St. (10/19/2024) |
| INTERCEPTIONS BY | 0 | at LSU (11/23/2024) |
| | 0 | South Carolina (11/09/2024) |
| | 0 | at Auburn (11/02/2024) |
| | 0 | Ball St. (10/19/2024) |
| | 0 | at Missouri (09/21/2024) |
| PUNTS | 2 | at Kentucky (10/12/2024) |
| | 2 | Alabama (10/05/2024) |
| | 2 | Alcorn (09/07/2024) |
| PUNTING AVG | 35.0 | at Georgia St. (09/14/2024) |
| LONG PUNT | 42 | at Georgia St. (09/14/2024) |
| PUNTS INSIDE 20 | 0 | at Missouri (09/21/2024) |
| LONG PUNT RETURN | 0 | Tennessee (11/30/2024) |
| | 0 | at LSU (11/23/2024) |
| | 0 | South Carolina (11/09/2024) |
| | 0 | at Kentucky (10/12/2024) |
| | 0 | Alabama (10/05/2024) |
| | 0 | at Missouri (09/21/2024) |



OPPONENTS GAME LOWS

Opponent - Game Lows

| | | |
|-------------------------|------|----------------------------------|
| RUSHES | 21 | Alabama (10/05/2024) |
| YARDS RUSHING | 40 | Alcorn (09/07/2024) |
| YARDS PER RUSH | 1.4 | Alcorn (09/07/2024) |
| TD RUSHES | 0 | vs Georgia Tech (N) (12/27/2024) |
| | 0 | Tennessee (11/30/2024) |
| | 0 | at Auburn (11/02/2024) |
| | 0 | Texas (10/26/2024) |
| | 0 | Alcorn (09/07/2024) |
| PASS ATTEMPTS | 16 | Alcorn (09/07/2024) |
| PASS COMPLETIONS | 8 | Alcorn (09/07/2024) |
| YARDS PASSING | 31 | Alcorn (09/07/2024) |
| YARDS PER PASS | 1.9 | Alcorn (09/07/2024) |
| TD PASSES | 0 | Alcorn (09/07/2024) |
| TOTAL PLAYS | 44 | Alcorn (09/07/2024) |
| TOTAL OFFENSE | 71 | Alcorn (09/07/2024) |
| YARDS PER PLAY | 1.6 | Alcorn (09/07/2024) |
| POINTS | 0 | Alcorn (09/07/2024) |
| SACKS BY | 0 | at Auburn (11/02/2024) |
| | 0 | Texas (10/26/2024) |
| | 0 | Alabama (10/05/2024) |
| FIRST DOWNS | 6 | Alcorn (09/07/2024) |
| PENALTIES | 2 | Ball St. (10/19/2024) |
| PENALTY YARDS | 10 | Ball St. (10/19/2024) |
| INTERCEPTIONS BY | 0 | vs Georgia Tech (N) (12/27/2024) |
| | 0 | at LSU (11/23/2024) |
| | 0 | South Carolina (11/09/2024) |
| | 0 | at Auburn (11/02/2024) |
| | 0 | Ball St. (10/19/2024) |
| | 0 | Alabama (10/05/2024) |
| | 0 | at Missouri (09/21/2024) |
| | 0 | at Georgia St. (09/14/2024) |
| | 0 | Alcorn (09/07/2024) |
| | 0 | Virginia Tech (08/31/2024) |
| PUNTS | 1 | Tennessee (11/30/2024) |
| PUNTING AVG | 36.0 | Tennessee (11/30/2024) |
| LONG PUNT | 36 | Tennessee (11/30/2024) |
| PUNTS INSIDE 20 | 0 | at LSU (11/23/2024) |
| | 0 | Alabama (10/05/2024) |
| | 0 | at Georgia St. (09/14/2024) |
| | 0 | Alcorn (09/07/2024) |
| | 0 | Virginia Tech (08/31/2024) |
| LONG PUNT RETURN | 0 | Tennessee (11/30/2024) |
| | 0 | Alabama (10/05/2024) |
| | 0 | at Georgia St. (09/14/2024) |
| | 0 | Alcorn (09/07/2024) |



PASSING GAME-BY-GAME

| #2 Diego Pavia | Comp | Att | Int | Pct | Yards | TD | Long | Sacked | Effic. |
|----------------|------------|------------|----------|-------------|-------------|-----------|-----------|---------------|--------------|
| Virginia Tech | 12 | 16 | 0 | 75.0 | 190 | 2 | 41 | 2-16 | 216.0 |
| Alcorn | 10 | 13 | 0 | 76.9 | 83 | 0 | 17 | 2-15 | 130.6 |
| Georgia St. | 18 | 33 | 0 | 54.5 | 270 | 2 | 53 | 2-15 | 143.3 |
| Missouri | 14 | 23 | 0 | 60.9 | 178 | 2 | 65 | 1-12 | 154.6 |
| Alabama | 16 | 20 | 0 | 80.0 | 252 | 2 | 36 | 0-0 | 218.8 |
| Kentucky | 15 | 18 | 1 | 83.3 | 143 | 2 | 21 | 3-32 | 175.6 |
| Ball St. | 17 | 31 | 0 | 54.8 | 275 | 1 | 43 | 1-3 | 140.0 |
| Texas | 16 | 29 | 2 | 55.2 | 143 | 2 | 21 | 0-0 | 105.6 |
| Auburn | 9 | 22 | 0 | 40.9 | 143 | 2 | 31 | 0-0 | 125.5 |
| South Carolina | 16 | 31 | 0 | 51.6 | 166 | 0 | 33 | 2-10 | 96.6 |
| LSU | 13 | 24 | 0 | 54.2 | 186 | 1 | 63 | 1-2 | 133.0 |
| Tennessee | 8 | 17 | 1 | 47.1 | 104 | 1 | 31 | 3-13 | 106.1 |
| Georgia Tech | 13 | 21 | 0 | 61.9 | 160 | 3 | 40 | 1-9 | 173.0 |
| Totals | 177 | 298 | 4 | 59.4 | 2293 | 20 | 65 | 18-127 | 143.5 |

| #5 Richie Hoskins | Comp | Att | Int | Pct | Yards | TD | Long | Sacked | Effic. |
|-------------------|----------|----------|----------|------------|----------|----------|----------|------------|------------|
| Tennessee | 0 | 1 | 0 | 0.0 | 0 | 0 | 0 | 0-0 | 0.0 |
| Totals | 0 | 1 | 0 | 0.0 | 0 | 0 | 0 | 0-0 | 0.0 |

| #8 Nate Johnson | Comp | Att | Int | Pct | Yards | TD | Long | Sacked | Effic. |
|-----------------|----------|----------|----------|-------------|-----------|----------|-----------|------------|-------------|
| Alabama | 0 | 1 | 0 | 0.0 | 0 | 0 | 0 | 0-0 | 0.0 |
| Texas | 1 | 2 | 0 | 50.0 | 12 | 0 | 12 | 0-0 | 100.4 |
| Totals | 1 | 3 | 0 | 33.3 | 12 | 0 | 12 | 0-0 | 66.9 |

| #9 Eli Stowers | Comp | Att | Int | Pct | Yards | TD | Long | Sacked | Effic. |
|----------------|----------|----------|----------|-------------|-----------|----------|-----------|------------|--------------|
| Alcorn | 1 | 1 | 0 | 100.0 | 17 | 1 | 17 | 0-0 | 572.8 |
| Auburn | 0 | 1 | 0 | 0.0 | 0 | 0 | 0 | 0-0 | 0.0 |
| Totals | 1 | 2 | 0 | 50.0 | 17 | 1 | 17 | 0-0 | 286.4 |



RUSHING AND RECEIVING GAME-BY-GAME

Rushing

| Player | No-Yds/TD | VT | Alcorn | GSU | MO | UA | UK | BSU | TX | AU | SC | LS | UT | GaTech |
|--------------------|-----------|----------|---------|---------|---------|---------|---------|---------|---------|---------|---------|--------|---------|---------|
| Diego Pavia | 192-801/8 | 26-104/1 | 13-51/1 | 15-40/0 | 17-84/0 | 20-56/0 | 14-53/0 | 13-82/1 | 16-67/1 | 12-26/0 | 13-65/1 | 6-43/1 | 11-45/0 | 16-85/2 |
| Sedrick Alexander | 164-586/6 | 17-69/1 | 12-54/1 | 11-42/1 | 11-52/0 | 21-64/2 | 11-58/0 | 12-41/0 | 10-32/0 | 10-28/0 | 10-30/0 | 9-24/0 | 17-60/1 | 13-32/0 |
| AJ Newberry | 41-185/3 | 1-9/0 | 6-54/1 | 3-14/1 | 6-18/1 | 7-34/0 | 6-15/0 | 1-3/0 | 2-5/0 | 3-7/0 | 3-4/0 | 3-22/0 | DNP | DNP |
| Moni Jones | 18-54/0 | 1-1/0 | 1-6/0 | 1-2/0 | - | 2-1/0 | 1-9/0 | 2-5/0 | 1-1/0 | 5-19/0 | 1-2/0 | 1-3/0 | 1-1/0 | 1-4/0 |
| Chase Gillespie | 15-51/0 | 1-4/0 | 4-10/0 | DNP | DNP | 2-4/0 | - | 5-19/0 | - | 2-11/0 | - | - | 1-3/0 | - |
| Nate Johnson | 11-114/1 | - | 2-69/1 | 1-7/0 | DNP | - | - | 1--2/0 | 1-11/0 | 2-2/0 | 1-7/0 | 3-20/0 | DNP | DNP |
| Junior Sherrill | 7-16/0 | 1--6/0 | - | 1-5/0 | 1--7/0 | 1-8/0 | - | - | - | - | - | - | - | 3-16/0 |
| Eli Stowers | 6-7/0 | 1-0/0 | - | - | - | - | 2-12/0 | - | 1--2/0 | 1--4/0 | - | 1-1/0 | - | - |
| Quincy Skinner Jr. | 1-22/0 | - | - | - | - | - | - | - | - | - | - | - | - | 1-22/0 |
| Jesse Mirco | 1-9/0 | - | - | - | - | - | - | - | - | - | - | 1-9/0 | - | - |
| Tristen Brown | 1-1/0 | - | - | 1-1/0 | DNP | DNP | DNP | - | - | - | - | - | - | - |
| Landon Wells | 1--2/0 | DNP | 1--2/0 | DNP | DNP | DNP | DNP | DNP | DNP | DNP | DNP | DNP | DNP | DNP |

Receiving

| Player | No-Yds/TD | VT | Alcorn | GSU | MO | UA | UK | BSU | TX | AU | SC | LS | UT | GaTech |
|--------------------|-----------|--------|--------|---------|--------|---------|--------|---------|--------|--------|--------|--------|--------|--------|
| Eli Stowers | 49-638/5 | 2-46/0 | 1-7/0 | 9-110/1 | 7-57/0 | 6-113/0 | - | 8-130/1 | 3-33/1 | 2-20/1 | 4-41/0 | 2-11/0 | 1-15/0 | 4-55/1 |
| Junior Sherrill | 29-411/3 | 3-34/0 | 1-17/0 | 2-36/1 | 1-17/0 | 2-45/1 | 2-23/0 | 1-43/0 | 5-62/1 | 1-31/0 | 3-23/0 | 3-40/0 | 4-30/0 | 1-10/0 |
| Quincy Skinner Jr. | 29-367/3 | 4-72/1 | 2-14/0 | 2-37/0 | 1-9/0 | 3-38/0 | 2-14/0 | 2-23/0 | 3-21/0 | 2-30/0 | 3-26/0 | 3-72/1 | 1-4/0 | 1-7/1 |
| Sedrick Alexander | 23-238/1 | 2-19/1 | 1-1/0 | 2-19/0 | 1-8/0 | 2-24/0 | 4-18/0 | 1-38/0 | 4-21/0 | 1-21/0 | 1-33/0 | 1-5/0 | - | 3-31/0 |
| Loic Fouonji | 12-187/0 | 1-19/0 | 1-9/0 | - | - | - | - | 1-11/0 | 1-6/0 | - | 3-23/0 | 3-55/0 | 1-24/0 | 1-40/0 |
| Richie Hoskins | 11-131/2 | - | - | 1-14/0 | - | - | 3-44/1 | 2-12/0 | - | 1-7/0 | 2-20/0 | 1-3/0 | 1-31/1 | - |
| Cole Spence | 10-101/2 | - | 1-17/1 | DNP | 1-12/0 | 1-12/0 | 2-18/0 | 1-13/0 | 1-12/0 | - | - | - | - | 3-17/1 |
| AJ Newberry | 7-134/2 | - | - | 1-53/0 | 1-8/0 | 1-14/0 | 2-26/1 | 1-5/0 | - | 1-28/1 | - | - | DNP | DNP |
| Tristen Brown | 3-27/0 | - | 3-27/0 | - | DNP | DNP | DNP | - | - | - | - | - | - | - |
| Joseph McVay | 1-65/1 | DNP | DNP | DNP | 1-65/1 | DNP | DNP | DNP | DNP | - | DNP | - | - | - |
| Dariyan Wiley | 1-8/0 | DNP | 1-8/0 | - | - | - | - | - | DNP | DNP | DNP | DNP | DNP | DNP |
| Chase Gillespie | 1-6/0 | - | - | DNP | DNP | - | - | - | - | 1-6/0 | - | - | - | - |
| Kamrean Johnson | 1-6/1 | - | - | - | - | 1-6/1 | - | - | - | - | - | - | - | - |
| Gabe Fisher | 1-2/1 | - | - | - | 1-2/1 | - | - | - | - | - | - | - | - | - |
| Nate Johnson | 1-1/0 | - | - | 1-1/0 | DNP | - | - | - | - | - | - | - | DNP | DNP |



TACKLES GAME-BY-GAME

Total Tackles

| Player | S-A | Total | VT | Alcorn | GSU | MO | UA | UK | BSU | TX | AU | SC | LS | UT | GaTech |
|---------------------|-------|-------|-----|--------|-----|-----|-----|-----|-----|-----|-----|-----|-----|-----|--------|
| Bryan Longwell | 40-49 | 89 | 2-7 | 0-2 | 1-3 | 6-6 | 5-3 | 1-5 | 2-2 | 6-5 | 4-0 | 2-1 | 2-5 | 5-5 | 4-5 |
| Langston Patterson | 38-40 | 78 | 4-6 | 1-0 | 4-3 | 5-6 | 2-5 | DNP | DNP | 2-0 | 4-3 | 2-1 | 5-8 | 8-5 | 1-3 |
| Randon Fontenette | 41-32 | 73 | 4-1 | 1-1 | 4-4 | 3-5 | 0-2 | 5-2 | 3-1 | 5-3 | 2-1 | 4-3 | 6-4 | 4-5 | DNP |
| CJ Taylor | 43-21 | 64 | 6-1 | 2-1 | 3-0 | 0-2 | - | 2-1 | 6-0 | 8-0 | 4-3 | 3-4 | 1-2 | 5-4 | 3-3 |
| Nick Rinaldi | 35-17 | 52 | 1-2 | 2-0 | 1-2 | 0-1 | 2-0 | 2-3 | 5-2 | 1-1 | 4-0 | 1-1 | 2-3 | 6-0 | 8-2 |
| De'Rickey Wright | 35-13 | 48 | 2-0 | - | 3-3 | 3-1 | 3-0 | 2-1 | 2-1 | 3-4 | 3-0 | 3-0 | 6-1 | 4-2 | 1-0 |
| Miles Capers | 22-24 | 46 | 4-3 | 0-3 | 2-2 | 4-3 | 1-0 | 1-2 | DNP | 3-4 | 2-2 | 1-1 | 0-2 | 1-1 | 3-1 |
| De'Marion Thomas | 14-20 | 34 | 1-2 | - | 2-2 | 1-1 | 1-0 | 0-3 | 3-1 | 0-2 | 0-1 | 0-3 | 1-3 | 4-0 | 1-2 |
| Martel Hight | 26-7 | 33 | 2-0 | - | 0-1 | 6-1 | 2-2 | 2-0 | 2-0 | 3-1 | 3-0 | 1-0 | 1-0 | 3-1 | 1-1 |
| Yilanan Ouattara | 11-20 | 31 | 1-0 | 1-3 | 1-1 | 0-2 | 0-1 | 0-3 | 1-0 | 3-0 | 1-0 | 1-3 | 1-4 | 0-1 | 1-2 |
| Glenn Seabrooks III | 15-13 | 28 | 1-2 | 2-0 | 5-1 | 0-3 | 1-0 | 2-0 | - | 0-1 | 1-0 | 1-2 | 0-1 | 0-1 | 2-2 |
| Kolbey Taylor | 17-6 | 23 | - | DNP | 6-1 | 3-0 | 2-0 | 1-0 | 0-2 | DNP | - | 2-1 | 2-0 | 0-1 | 1-1 |
| Aeneas DiCosmo | 10-13 | 23 | 0-2 | 3-4 | 1-2 | 2-3 | 1-0 | 1-0 | - | 0-1 | 2-0 | - | - | - | 0-1 |
| Maurice Hampton Jr. | 13-9 | 22 | DNP | DNP | DNP | - | - | 1-1 | 2-1 | 0-1 | - | 2-2 | 2-1 | 2-0 | 4-3 |
| Tyson Russell | 12-8 | 20 | 1-1 | 1-1 | 1-0 | 1-1 | - | 2-0 | 1-1 | 0-1 | 2-0 | 1-0 | 1-0 | 0-1 | 1-2 |
| Marlen Sewell | 10-10 | 20 | - | 1-0 | 3-0 | 0-5 | 1-0 | 0-1 | 1-0 | - | - | 2-1 | 0-2 | - | 2-1 |
| Christian James | 9-11 | 20 | 0-1 | 0-1 | 3-0 | 2-1 | 1-2 | 0-2 | 0-1 | - | DNP | 2-0 | 1-3 | DNP | DNP |
| Prince Kollie | 12-7 | 19 | - | 1-4 | 1-0 | 0-2 | - | 3-0 | 0-1 | - | 3-0 | 2-0 | - | 1-0 | 1-0 |
| Bryce Cowan | 8-8 | 16 | - | 0-2 | - | - | - | 1-1 | 2-2 | - | - | 1-0 | 4-1 | - | 0-2 |
| Linus Zunk | 8-8 | 16 | 2-1 | 1-0 | 0-1 | - | - | 1-1 | - | 1-1 | 1-0 | 1-4 | - | - | 1-0 |
| Jaylin Lackey | 12-2 | 14 | - | 0-1 | 1-0 | - | - | - | 1-1 | 3-0 | 3-0 | - | 2-0 | - | 2-0 |
| Khordae Sydnor | 8-6 | 14 | 1-0 | DNP | DNP | 1-0 | 0-1 | - | - | 1-2 | 3-0 | 0-1 | - | 1-1 | 1-1 |
| Dontae Carter | 8-3 | 11 | 1-0 | - | 1-0 | 0-1 | 1-0 | 1-0 | 1-0 | - | - | 2-0 | 0-1 | - | 1-1 |
| Bradley Mann | 5-4 | 9 | - | 1-2 | 1-0 | - | - | 0-1 | 2-0 | 1-1 | - | DNP | DNP | DNP | DNP |
| Trudell Berry | 4-3 | 7 | - | 1-0 | - | 1-0 | DNP | 1-0 | - | 1-0 | - | - | 0-1 | DNP | 0-2 |
| Zaylin Wood | 2-5 | 7 | 2-5 | - | - | DNP | DNP | DNP | DNP | DNP | DNP | DNP | DNP | DNP | DNP |
| Jailen Ruth | 6-0 | 6 | - | 2-0 | 1-0 | - | 1-0 | 1-0 | - | - | - | - | - | 1-0 | - |
| Boubacar Diakite | 3-1 | 4 | 2-0 | 1-1 | DNP | DNP | - | - | - | - | DNP | DNP | DNP | DNP | DNP |
| Steven Sannieniola | 1-2 | 3 | - | 1-1 | - | 0-1 | DNP | DNP | DNP | DNP | DNP | DNP | DNP | DNP | DNP |
| Jeffrey Ugochukwu | 2-0 | 2 | - | 1-0 | - | - | - | - | - | - | - | - | - | - | 1-0 |
| Cole Spence | 2-0 | 2 | - | - | DNP | - | - | 1-0 | - | 1-0 | - | - | - | - | - |
| Loic Fouonji | 1-1 | 2 | - | - | - | - | - | - | - | 1-0 | - | - | - | - | 0-1 |
| Moni Jones | 1-1 | 2 | - | - | - | 0-1 | - | - | - | - | 1-0 | - | - | - | - |
| Julian Ashby | 1-1 | 2 | - | - | - | - | - | 0-1 | - | - | - | 1-0 | - | - | - |
| Diego Pavia | 1-0 | 1 | - | - | 1-0 | - | - | - | - | - | - | - | - | - | - |
| Jalen Gilbert | 1-0 | 1 | - | 1-0 | - | - | - | - | - | - | - | - | - | - | - |
| Sedrick Alexander | 1-0 | 1 | - | - | - | - | - | - | - | 1-0 | - | - | - | - | - |
| Will Faris | 1-0 | 1 | - | - | - | 1-0 | DNP | DNP | DNP | - | DNP | DNP | DNP | DNP | DNP |
| Joseph McVay | 1-0 | 1 | DNP | DNP | DNP | - | DNP | DNP | DNP | DNP | 1-0 | DNP | - | - | - |
| Brock Taylor | 1-0 | 1 | - | - | - | - | - | 1-0 | - | - | - | - | - | - | - |
| Devin Lee | 1-0 | 1 | - | - | - | 1-0 | DNP | DNP | DNP | DNP | DNP | DNP | DNP | DNP | - |
| Mason Carter | 0-1 | 1 | DNP | 0-1 | DNP | DNP | DNP | DNP | DNP | DNP | DNP | DNP | DNP | DNP | DNP |



TACKLES FOR LOSS GAME-BY-GAME

| Player | UA-A | Total | VT | Alcorn | GSU | MO | UA | UK | BSU | TX | AU | SC | LS | UT | GaTech |
|---------------------|------|-------|--------|--------|-------|-------|-------|-------|--------|--------|--------|-------|-------|-------|--------|
| Miles Capers | 6-4 | 8.0 | 2.0-10 | 0.5-1 | - | 1.0-1 | 1.0-8 | - | DNP | 1.5-6 | 1.0-3 | - | - | - | 1.0-2 |
| Randon Fontenette | 5-6 | 8.0 | - | 0.5-1 | - | 1.0-7 | - | - | 0.5-5 | 2.5-15 | 2.5-13 | 0.5-1 | 0.5-1 | - | DNP |
| Bryan Longwell | 4-7 | 7.5 | 0.5-1 | 0.5-0 | 0.5-7 | 2.5-3 | 0.5-0 | - | 1.0-1 | 0.5-0 | - | 1.5-2 | - | - | - |
| Khordae Sydnor | 6-1 | 6.5 | 1.0-7 | DNP | DNP | 1.0-5 | - | - | - | 1.5-8 | 1.0-1 | - | - | 1.0-1 | 1.0-1 |
| Nick Rinaldi | 6-0 | 6.0 | - | - | - | - | 1.0-3 | 1.0-2 | 1.0-12 | 1.0-10 | - | - | - | - | 2.0-5 |
| Langston Patterson | 4-2 | 5.0 | 1.0-2 | - | - | - | 0.5-1 | DNP | DNP | - | - | 1.0-4 | - | 1.0-1 | 1.5-1 |
| Yilanan Ouattara | 3-4 | 5.0 | - | - | - | 1.0-0 | - | - | - | 1.0-1 | - | - | 1.5-6 | - | 1.5-5 |
| Aeneas DiCosmo | 2-2 | 3.0 | - | - | 0.5-7 | 0.5-1 | 1.0-3 | - | - | - | 1.0-3 | - | - | - | - |
| CJ Taylor | 2-1 | 2.5 | - | 1.5-3 | - | - | - | - | - | 1.0-1 | - | - | - | - | - |
| Linus Zunk | 2-1 | 2.5 | 2.5-11 | - | - | - | - | - | - | - | - | - | - | - | - |
| Martel Hight | 2-0 | 2.0 | - | - | - | - | - | - | - | - | 1.0-1 | 1.0-4 | - | - | - |
| Christian James | 2-0 | 2.0 | - | - | 1.0-2 | 1.0-6 | - | - | - | - | DNP | - | - | DNP | DNP |
| De'Marion Thomas | 1-1 | 1.5 | - | - | - | - | - | - | 1.0-5 | - | 0.5-1 | - | - | - | - |
| Kolbey Taylor | 1-0 | 1.0 | - | DNP | - | - | - | - | - | DNP | - | 1.0-1 | - | - | - |
| Tyson Russell | 1-0 | 1.0 | - | - | 1.0-2 | - | - | - | - | - | - | - | - | - | - |
| Jeffrey Ugochukwu | 1-0 | 1.0 | - | 1.0-3 | - | - | - | - | - | - | - | - | - | - | - |
| Steven Sannieniola | 1-0 | 1.0 | - | 1.0-2 | - | - | DNP | DNP | DNP | DNP | DNP | DNP | DNP | DNP | DNP |
| Zaylin Wood | 1-0 | 1.0 | 1.0-5 | - | - | DNP | DNP | DNP | DNP | DNP | DNP | DNP | DNP | DNP | DNP |
| De'Rickey Wright | 1-0 | 1.0 | - | - | 1.0-2 | - | - | - | - | - | - | - | - | - | - |
| Prince Kollie | 1-0 | 1.0 | - | 1.0-3 | - | - | - | - | - | - | - | - | - | - | - |
| Trudell Berry | 1-0 | 1.0 | - | - | - | - | DNP | 1.0-2 | - | - | - | - | - | DNP | - |
| Glenn Seabrooks III | 1-0 | 1.0 | - | - | 1.0-1 | - | - | - | - | - | - | - | - | - | - |
| Bradley Mann | 1-0 | 1.0 | - | - | - | - | - | - | 1.0-7 | - | - | DNP | DNP | DNP | DNP |
| Bryce Cowan | 0-1 | 0.5 | - | - | - | - | - | - | 0.5-5 | - | - | - | - | - | - |



RETURNS GAME-BY-GAME

Punt Returns

| Player | No-Yds | VT | Alcorn | GSU | MO | UA | UK | BSU | TX | AU | SC | LS | UT | GaTech |
|--------------|--------|------|--------|------|----|------|----|------|------|------|------|------|----|--------|
| Martel Hight | 18-265 | 1-22 | 4-127 | 3-21 | - | 1--2 | - | 3-42 | 1-15 | 1-39 | 1--4 | 1--1 | - | 2-6 |

Kick Returns

| Player | No-Yds | VT | Alcorn | GSU | MO | UA | UK | BSU | TX | AU | SC | LS | UT | GaTech |
|--------------------|--------|------|--------|------|-----|-----|-----|------|------|-----|------|-----|-------|--------|
| Junior Sherrill | 16-427 | 2-50 | 1-34 | - | - | 1-5 | - | 2-57 | 2-34 | - | 2-53 | - | 3-142 | 3-52 |
| Chase Gillespie | 1-22 | - | - | DNP | DNP | - | - | - | - | - | - | - | 1-22 | - |
| Richie Hoskins | 1-0 | - | - | - | - | - | - | - | - | - | - | - | - | 1-0 |
| Steven Sannieniola | 1--1 | - | - | 1--1 | - | DNP | DNP | DNP | DNP | DNP | DNP | DNP | DNP | DNP |

Interceptions Returns

| Player | No-Yds | VT | Alcorn | GSU | MO | UA | UK | BSU | TX | AU | SC | LS | UT | GaTech |
|---------------------|--------|------|--------|-----|----|------|-----|-----|-----|----|----|----|------|--------|
| CJ Taylor | 2-45 | - | 1-23 | - | - | - | - | - | - | - | - | - | - | 1-22 |
| Martel Hight | 2-3 | - | - | - | - | - | - | - | 1-4 | - | - | - | 1--1 | - |
| Randon Fontenette | 1-29 | - | - | - | - | 1-29 | - | - | - | - | - | - | - | DNP |
| Alan Wright | 1-18 | - | 1-18 | - | - | - | - | - | - | - | - | - | DNP | - |
| Glenn Seabrooks III | 1-15 | 1-15 | - | - | - | - | - | - | - | - | - | - | - | - |
| De'Rickey Wright | 1-9 | - | - | - | - | - | 1-9 | - | - | - | - | - | - | - |
| Bryan Longwell | 1-7 | - | - | 1-7 | - | - | - | - | - | - | - | - | - | - |
| Miles Capers | 1-0 | - | - | - | - | - | - | DNP | 1-0 | - | - | - | - | - |

Fumble Returns

| Player | No-Yds | VT | Alcorn | GSU | MO | UA | UK | BSU | TX | AU | SC | LS | UT | GaTech |
|--------------------|--------|----|--------|-----|----|-----|-----|-----|----|-----|-----|----|-----|--------|
| Nick Rinaldi | 2-0 | - | - | - | - | - | 1-0 | - | - | - | - | - | 1-0 | - |
| Aeneas DiCosmo | 1-0 | - | - | - | - | - | - | - | - | - | - | - | - | 1-0 |
| Yilanan Ouattara | 1-0 | - | - | - | - | 1-0 | - | - | - | - | - | - | - | - |
| Langston Patterson | 1-0 | - | - | - | - | - | DNP | DNP | - | - | 1-0 | - | - | - |
| De'Rickey Wright | 1-0 | - | - | - | - | - | - | - | - | 1-0 | - | - | - | - |



PARTICIPATION

| ## | Player | GP-GS | VT | Alcorn | GSU | MO | UA | UK | BSU | TX | AU | SC | LS | UT | GaTech |
|----|----------------------|-------|-------|--------|-------|-------|-------|-------|-------|-------|-------|-------|-------|-------|--------|
| 0 | Aeneas DiCosmo | 13/0 | XXX | XXX | XXX | XXX | XXX | XXX | XXX | XXX | XXX | XXX | XXX | XXX | XXX |
| 0 | Junior Sherrill | 13/12 | START | START | XXX | START | START | START | START | START | START | START | START | START | START |
| 1 | Dariyan Wiley | 6/0 | ... | XXX | XXX | XXX | XXX | XXX | XXX | ... | ... | ... | ... | ... | ... |
| 1 | CJ Taylor | 13/12 | START | START | START | XXX | START | START | START | START | START | START | START | START | START |
| 2 | Diego Pavia | 13/13 | START | START | START | START | START | START | START | START | START | START | START | START | START |
| 2 | Randon Fontenette | 12/11 | START | START | START | START | START | START | START | START | START | START | XXX | START | ... |
| 3 | Quincy Skinner Jr. | 13/12 | START | START | START | START | START | START | START | START | START | XXX | START | START | START |
| 4 | Bryan Longwell | 13/13 | START | START | START | START | START | START | START | START | START | START | START | START | START |
| 5 | Richie Hoskins | 13/3 | XXX | XXX | XXX | XXX | XXX | XXX | XXX | XXX | START | XXX | START | XXX | START |
| 5 | Yilanan Ouattara | 13/10 | XXX | XXX | XXX | START | START | START | START | START | START | START | START | START | START |
| 6 | Kolbey Taylor | 11/6 | START | ... | XXX | START | START | START | START | ... | XXX | XXX | XXX | XXX | START |
| 7 | Marlen Sewell | 13/1 | XXX | XXX | XXX | START | XXX | XXX | XXX | XXX | XXX | XXX | XXX | XXX | XXX |
| 7 | Drew Dickey | 0/0 | ... | ... | ... | ... | ... | ... | ... | ... | ... | ... | ... | ... | ... |
| 8 | Tyson Russell | 13/2 | XXX | START | START | XXX | XXX | XXX | XXX | XXX | XXX | XXX | XXX | XXX | XXX |
| 8 | Nate Johnson | 10/1 | XXX | XXX | START | ... | XXX | XXX | XXX | XXX | XXX | XXX | XXX | ... | ... |
| 9 | Eli Stowers | 13/5 | START | XXX | START | XXX | XXX | START | XXX | START | XXX | START | XXX | XXX | XXX |
| 10 | Langston Patterson | 11/11 | START | START | START | START | START | ... | ... | START | START | START | START | START | START |
| 10 | Whit Muschamp | 0/0 | ... | ... | ... | ... | ... | ... | ... | ... | ... | ... | ... | ... | ... |
| 11 | Loic Fouonji | 13/0 | XXX | XXX | XXX | XXX | XXX | XXX | XXX | XXX | XXX | XXX | XXX | XXX | XXX |
| 11 | Darren Agu | 2/0 | ... | XXX | ... | XXX | ... | ... | ... | ... | ... | ... | ... | ... | ... |
| 12 | Jeffrey Ugochukwu | 13/2 | XXX | XXX | XXX | XXX | XXX | XXX | XXX | XXX | XXX | XXX | START | XXX | START |
| 12 | Brennan Storer | 0/0 | ... | ... | ... | ... | ... | ... | ... | ... | ... | ... | ... | ... | ... |
| 13 | Chase Gillespie | 11/0 | XXX | XXX | ... | ... | XXX | XXX | XXX | XXX | XXX | XXX | XXX | XXX | XXX |
| 14 | Steven Sannieniola | 4/0 | XXX | XXX | XXX | XXX | ... | ... | ... | ... | ... | ... | ... | ... | ... |
| 14 | Jérémy St-Hilaire | 0/0 | ... | ... | ... | ... | ... | ... | ... | ... | ... | ... | ... | ... | ... |
| 15 | Zaylin Wood | 3/3 | START | START | START | ... | ... | ... | ... | ... | ... | ... | ... | ... | ... |
| 15 | Jeremiah Dillon | 0/0 | ... | ... | ... | ... | ... | ... | ... | ... | ... | ... | ... | ... | ... |
| 16 | Cole Spence | 12/11 | START | XXX | ... | START | START | START | START | START | START | START | START | START | START |
| 17 | Mark Davis | 0/0 | ... | ... | ... | ... | ... | ... | ... | ... | ... | ... | ... | ... | ... |
| 18 | Hayden Moses | 0/0 | ... | ... | ... | ... | ... | ... | ... | ... | ... | ... | ... | ... | ... |
| 18 | Jalen Gilbert | 13/0 | XXX | XXX | XXX | XXX | XXX | XXX | XXX | XXX | XXX | XXX | XXX | XXX | XXX |
| 19 | De'Rickey Wright | 13/12 | START | START | START | START | START | START | START | START | START | XXX | START | START | START |
| 19 | Blaze Berlowitz | 0/0 | ... | ... | ... | ... | ... | ... | ... | ... | ... | ... | ... | ... | ... |
| 20 | Prince Kolie | 13/0 | XXX | XXX | XXX | XXX | XXX | XXX | XXX | XXX | XXX | XXX | XXX | XXX | XXX |
| 21 | Dontae Carter | 13/0 | XXX | XXX | XXX | XXX | XXX | XXX | XXX | XXX | XXX | XXX | XXX | XXX | XXX |
| 22 | Bryce Cowan | 13/1 | XXX | XXX | XXX | XXX | XXX | XXX | START | XXX | XXX | XXX | XXX | XXX | XXX |
| 23 | AJ Newberry | 11/1 | XXX | XXX | XXX | START | XXX | XXX | XXX | XXX | XXX | XXX | XXX | ... | ... |
| 24 | Nick Rinaldi | 13/2 | XXX | XXX | XXX | XXX | XXX | START | START | XXX | XXX | XXX | XXX | XXX | XXX |
| 25 | Martel Hight | 13/13 | START | START | START | START | START | START | START | START | START | START | START | START | START |
| 26 | Micah Bell | 0/0 | ... | ... | ... | ... | ... | ... | ... | ... | ... | ... | ... | ... | ... |
| 26 | Alvin Williamson Jr. | 0/0 | ... | ... | ... | ... | ... | ... | ... | ... | ... | ... | ... | ... | ... |
| 27 | Jaylin Lackey | 13/5 | XXX | XXX | XXX | XXX | XXX | XXX | XXX | START | START | START | START | START | XXX |
| 28 | Sedrick Alexander | 13/13 | START | START | START | START | START | START | START | START | START | START | START | START | START |
| 28 | Thomas Jones | 0/0 | ... | ... | ... | ... | ... | ... | ... | ... | ... | ... | ... | ... | ... |
| 29 | Miles Capers | 12/12 | START | START | START | START | START | START | ... | START | START | START | START | START | START |
| 29 | Jesse Mirco | 13/0 | XXX | XXX | XXX | XXX | XXX | XXX | XXX | XXX | XXX | XXX | XXX | XXX | XXX |
| 30 | Trudell Berry | 11/0 | XXX | XXX | XXX | XXX | ... | XXX | XXX | XXX | XXX | XXX | XXX | ... | XXX |
| 31 | Tate Hamby | 0/0 | ... | ... | ... | ... | ... | ... | ... | ... | ... | ... | ... | ... | ... |
| 32 | Mason Carter | 1/0 | ... | XXX | ... | ... | ... | ... | ... | ... | ... | ... | ... | ... | ... |
| 33 | Boubacar Diakite | 6/0 | XXX | XXX | ... | ... | XXX | XXX | XXX | XXX | ... | ... | ... | ... | ... |
| 33 | Moni Jones | 13/1 | XXX | XXX | XXX | XXX | XXX | XXX | XXX | XXX | XXX | XXX | XXX | START | XXX |
| 34 | Maurice Hampton Jr. | 10/1 | ... | ... | ... | XXX | XXX | XXX | XXX | XXX | XXX | START | XXX | XXX | XXX |
| 34 | Johann Cardenas | 0/0 | ... | ... | ... | ... | ... | ... | ... | ... | ... | ... | ... | ... | ... |
| 35 | Payne Daniel | 0/0 | ... | ... | ... | ... | ... | ... | ... | ... | ... | ... | ... | ... | ... |
| 36 | Alan Wright | 12/0 | XXX | XXX | XXX | XXX | XXX | XXX | XXX | XXX | XXX | XXX | XXX | ... | XXX |
| 37 | Jailen Ruth | 13/0 | XXX | XXX | XXX | XXX | XXX | XXX | XXX | XXX | XXX | XXX | XXX | XXX | XXX |
| 37 | Ty Burd | 0/0 | ... | ... | ... | ... | ... | ... | ... | ... | ... | ... | ... | ... | ... |
| 38 | Will Faris | 5/0 | XXX | XXX | XXX | XXX | ... | ... | ... | XXX | ... | ... | ... | ... | ... |
| 39 | Jackson Heis | 0/0 | ... | ... | ... | ... | ... | ... | ... | ... | ... | ... | ... | ... | ... |
| 39 | Brail Lipford | 0/0 | ... | ... | ... | ... | ... | ... | ... | ... | ... | ... | ... | ... | ... |



PARTICIPATION

| ## | Player | GP-GS | VT | Alcorn | GSU | MO | UA | UK | BSU | TX | AU | SC | LS | UT | GaTech |
|----|------------------------|-------|-------|--------|-------|-------|-------|-------|-------|-------|-------|-------|-------|-------|--------|
| 40 | Mason Rohmiller | 0/0 | ... | ... | ... | ... | ... | ... | ... | ... | ... | ... | ... | ... | ... |
| 40 | Jamison Curtis | 0/0 | ... | ... | ... | ... | ... | ... | ... | ... | ... | ... | ... | ... | ... |
| 41 | Jamezell Lassiter | 0/0 | ... | ... | ... | ... | ... | ... | ... | ... | ... | ... | ... | ... | ... |
| 42 | Jake Balis | 0/0 | ... | ... | ... | ... | ... | ... | ... | ... | ... | ... | ... | ... | ... |
| 42 | Callahan Blair | 0/0 | ... | ... | ... | ... | ... | ... | ... | ... | ... | ... | ... | ... | ... |
| 43 | Dominic Rezac | 1/0 | ... | XXX | ... | ... | ... | ... | ... | ... | ... | ... | ... | ... | ... |
| 43 | Will Conley | 0/0 | ... | ... | ... | ... | ... | ... | ... | ... | ... | ... | ... | ... | ... |
| 44 | Gabe Fisher | 13/3 | XXX | START | XXX | XXX | START | XXX | START | XXX | XXX | XXX | XXX | XXX | XXX |
| 45 | Emmanuel Adebisi | 13/1 | XXX | START | XXX | XXX | XXX | XXX | XXX | XXX | XXX | XXX | XXX | XXX | XXX |
| 45 | Ty Bartholomew | 1/0 | ... | XXX | ... | ... | ... | ... | ... | ... | ... | ... | ... | ... | ... |
| 46 | Mustafa Dannett | 0/0 | ... | ... | ... | ... | ... | ... | ... | ... | ... | ... | ... | ... | ... |
| 47 | Isaiah Fontan | 0/0 | ... | ... | ... | ... | ... | ... | ... | ... | ... | ... | ... | ... | ... |
| 48 | Julian Ashby | 13/0 | XXX | XXX | XXX | XXX | XXX | XXX | XXX | XXX | XXX | XXX | XXX | XXX | XXX |
| 48 | Larry Benton III | 0/0 | ... | ... | ... | ... | ... | ... | ... | ... | ... | ... | ... | ... | ... |
| 49 | Simeon Boulware | 0/0 | ... | ... | ... | ... | ... | ... | ... | ... | ... | ... | ... | ... | ... |
| 50 | Chase Mitchell | 13/13 | START | START | START | START | START | START | START | START | START | START | START | START | START |
| 51 | Daniel Gaw | 1/0 | ... | XXX | ... | ... | ... | ... | ... | ... | ... | ... | ... | ... | ... |
| 52 | Kevo Wesley | 12/5 | START | START | START | START | XXX | XXX | XXX | XXX | ... | XXX | XXX | XXX | START |
| 53 | Glenn Seabrooks III | 13/0 | XXX | XXX | XXX | XXX | XXX | XXX | XXX | XXX | XXX | XXX | XXX | XXX | XXX |
| 54 | Steven Hubbard | 13/12 | XXX | START | START | START | START | START | START | START | START | START | START | START | START |
| 55 | Gunnar Hansen | 12/12 | START | START | START | START | START | START | START | START | START | START | START | START | ... |
| 57 | Max Fisher | 0/0 | ... | ... | ... | ... | ... | ... | ... | ... | ... | ... | ... | ... | ... |
| 58 | Carson Casteel | 4/0 | ... | XXX | ... | XXX | ... | ... | XXX | ... | ... | ... | ... | XXX | ... |
| 60 | Duncan MacDonald | 0/0 | ... | ... | ... | ... | ... | ... | ... | ... | ... | ... | ... | ... | ... |
| 62 | CJ Williams | 0/0 | ... | ... | ... | ... | ... | ... | ... | ... | ... | ... | ... | ... | ... |
| 63 | Jacob Katona | 0/0 | ... | ... | ... | ... | ... | ... | ... | ... | ... | ... | ... | ... | ... |
| 64 | Delfin Xavier Castillo | 13/10 | START | XXX | XXX | XXX | START | START | START | START | START | START | START | START | START |
| 66 | Anthony Miles | 0/0 | ... | ... | ... | ... | ... | ... | ... | ... | ... | ... | ... | ... | ... |
| 68 | Steven Losoya | 13/13 | START | START | START | START | START | START | START | START | START | START | START | START | START |
| 69 | Cooper Starks | 1/0 | ... | ... | ... | ... | ... | ... | ... | ... | ... | ... | ... | ... | XXX |
| 70 | Cade McConnell | 12/0 | XXX | XXX | ... | XXX | XXX | XXX | XXX | XXX | XXX | XXX | XXX | XXX | XXX |
| 71 | Gage Pitchford | 12/0 | ... | XXX | XXX | XXX | XXX | XXX | XXX | XXX | XXX | XXX | XXX | XXX | XXX |
| 72 | Josh Raymond | 0/0 | ... | ... | ... | ... | ... | ... | ... | ... | ... | ... | ... | ... | ... |
| 73 | Charlie Clark | 13/0 | XXX | XXX | XXX | XXX | XXX | XXX | XXX | XXX | XXX | XXX | XXX | XXX | XXX |
| 74 | Cameron Bosen | 0/0 | ... | ... | ... | ... | ... | ... | ... | ... | ... | ... | ... | ... | ... |
| 75 | Misael Sandoval | 13/0 | XXX | XXX | XXX | XXX | XXX | XXX | XXX | XXX | XXX | XXX | XXX | XXX | XXX |
| 76 | Grayson Morgan | 0/0 | ... | ... | ... | ... | ... | ... | ... | ... | ... | ... | ... | ... | ... |
| 77 | David Siegel | 0/0 | ... | ... | ... | ... | ... | ... | ... | ... | ... | ... | ... | ... | ... |
| 78 | Keegan Wechsler | 0/0 | ... | ... | ... | ... | ... | ... | ... | ... | ... | ... | ... | ... | ... |
| 79 | Conor Weasler | 0/0 | ... | ... | ... | ... | ... | ... | ... | ... | ... | ... | ... | ... | ... |
| 80 | Tristen Brown | 10/0 | XXX | XXX | XXX | ... | ... | ... | XXX | XXX | XXX | XXX | XXX | XXX | XXX |
| 81 | Hutch Baird | 0/0 | ... | ... | ... | ... | ... | ... | ... | ... | ... | ... | ... | ... | ... |
| 82 | Brycen Coleman | 5/0 | ... | ... | ... | XXX | XXX | ... | ... | ... | ... | ... | XXX | XXX | XXX |
| 83 | Derek Kee | 0/0 | ... | ... | ... | ... | ... | ... | ... | ... | ... | ... | ... | ... | ... |
| 84 | Kamrean Johnson | 13/2 | XXX | XXX | START | XXX | XXX | XXX | XXX | XXX | XXX | START | XXX | XXX | XXX |
| 85 | Landon Wells | 1/0 | ... | XXX | ... | ... | ... | ... | ... | ... | ... | ... | ... | ... | ... |
| 86 | Witt Edwards | 0/0 | ... | ... | ... | ... | ... | ... | ... | ... | ... | ... | ... | ... | ... |
| 87 | Joseph McVay | 5/0 | ... | ... | ... | XXX | ... | ... | ... | ... | XXX | ... | XXX | XXX | XXX |
| 88 | Brock Taylor | 13/0 | XXX | XXX | XXX | XXX | XXX | XXX | XXX | XXX | XXX | XXX | XXX | XXX | XXX |
| 88 | Boski Barrett | 1/0 | ... | ... | ... | ... | ... | ... | ... | ... | ... | ... | ... | ... | XXX |
| 89 | Tyler Fortenberry | 0/0 | ... | ... | ... | ... | ... | ... | ... | ... | ... | ... | ... | ... | ... |
| 90 | Ted Gregoire | 1/0 | ... | XXX | ... | ... | ... | ... | ... | ... | ... | ... | ... | ... | ... |
| 91 | Christian James | 10/1 | XXX | START | XXX | XXX | XXX | XXX | XXX | XXX | ... | XXX | XXX | ... | ... |
| 92 | Evan Herrmann | 0/0 | ... | ... | ... | ... | ... | ... | ... | ... | ... | ... | ... | ... | ... |
| 94 | Bradley Mann | 9/0 | XXX | XXX | XXX | XXX | XXX | XXX | XXX | XXX | XXX | ... | ... | ... | ... |
| 95 | Linus Zunk | 13/1 | XXX | XXX | START | XXX | XXX | XXX | XXX | XXX | XXX | XXX | XXX | XXX | XXX |
| 96 | Khordae Sydnor | 11/11 | START | ... | ... | START | START | START | START | START | START | START | START | START | START |
| 97 | Hayden Bray | 0/0 | ... | ... | ... | ... | ... | ... | ... | ... | ... | ... | ... | ... | ... |
| 98 | De'Marion Thomas | 13/13 | START | START | START | START | START | START | START | START | START | START | START | START | START |
| 99 | Devin Lee | 5/0 | XXX | XXX | XXX | XXX | ... | ... | ... | ... | ... | ... | ... | ... | XXX |



THE LAST TIME
VANDERBILT

| | |
|---------------------------------------|--|
| Accounted for three or more TDs | Diego Pavia vs. Georgia Tech (5 • 12.27.24) |
| Accounted for four or more TDs | Diego Pavia vs. Georgia Tech (5 • 12.27.24) |
| Accounted for five or more TDs | Diego Pavia vs. Georgia Tech (5 • 12.27.24) |
| Three passing touchdowns | Diego Pavia vs. Georgia Tech (3 • 12.27.24) |
| Four or more passing touchdowns | AJ Swann at Northern Illinois (4 • 9.17.22) |
| Five or more passing touchdowns | Johnny McCrary vs. Old Dominion (5 • 11.1.14) |
| 200 or more passing yards | Diego Pavia vs. Ball State (275 • 10.19.24) |
| 300 or more passing yards | AJ Swann at Wake Forest (314 • 9.9.23) |
| 400 or more passing yards | Kyle Shurmur vs. Tennessee (416 • 11.26.16) |
| Completion of 50 yards or more | Diego Pavia to Quincy Skinner Jr. at LSU (63 • 11.23.24) |
| Completion of 70 yards or more | Ken Seals to Will Sheppard at Florida (85 • 10.7.23) |
| 100 or more rushing yards | Diego Pavia vs. Virginia Tech (104 • 8.31.24) |
| 200 or more rushing yards | Ke'Shawn Vaughn vs. Baylor (243 • 12.27.18) |
| 300 or more rushing yards | Frank Mordica vs. Air Force (321 • 11.18.78) |
| Rush of 70 yards or more | Mike Wright at Hawai'i (87 • 8.27.22) |
| Three or more rushing touchdowns | Ke'Shawn Vaughn at Arkansas (3 • 10.27.18) |
| 100 or more receiving yards | Eli Stowers vs. Ball State (130 • 10.19.24) |
| 200 or more receiving yards | Trent Sherfield vs. Austin Peay (240 • 9.1.15) |
| Two touchdown receptions | Will Sheppard at Wake Forest (2 • 9.9.23) |
| Three or more touchdown receptions | Earl Bennett vs. Richmond (3 • 9.1.07) |
| Kickoff return for touchdown | Junior Sherrill vs. Tennessee (100 • 11.30.24) |
| Punt return for touchdown | Martel Hight vs. Alcorn State (57 • 9.7.24) |
| Interception return for touchdown | Randon Fontenette vs. Alabama (29 • 10.5.24) |
| Fumble return for touchdown | Wesley Schelling vs. Florida (0 yards • 11.19.22) |
| Three or more field goals made | Brock Taylor vs. Ball State (3 • 10.19.24) |
| 50-yard field goal made | Brock Taylor vs. Texas (54 • 10.26.24) |
| Punt of at least 60 yards | Jesse Mirco vs. Georgia Tech (69 • 12.27.24) |
| Punt of at least 70 yards | Matthew Hayball vs. Hawai'i (71 • 8.26.23) |
| 10 or more tackles | Nick Rinaldi vs. Georgia Tech (10 • 12.27.24) |
| Three or more tackles for loss | Langston Patterson at Ole Miss (3 • 10.28.23) |
| Forced multiple fumbles | LaDarius Wiley at Missouri (2 • 11.10.18) |
| Two or more sacks | Nick Rinaldi vs. Georgia Tech (2 • 12.27.24) |
| Three or more sacks | Charles Wright at Middle Tennessee (3.0 • 9.2.17) |
| Two or more interceptions | De'Rickey Wright vs. Hawai'i (2 • 8.26.23) |
| Blocked punt | Langston Patterson vs. Alabama A&M (9.2.23) |
| Blocked two punts | Bryan Longwell & Langston Patterson vs. Alabama A&M (9.2.23) |
| Blocked punt returned for touchdown | Stephen Weatherly vs. UMass (11 • 9.13.14) |
| Blocked punt for safety | Bryan Longwell vs. Alabama A&M (9.02.23) |
| Blocked field goal | Nate Clifton at Kentucky (11.12.22) |
| Blocked PAT | Nifae Lealao at Middle Tennessee (9.2.17) |
| Safety | Bryan Longwell • Blocked Punt vs. Alabama A&M (9.2.23) |
| 30 or more first downs | at Mississippi State (30 • 11.7.20) |
| 500 or more yards of total offense | at Hawai'i (601 • 8.27.22) |
| 300 or more passing yards | at UNLV (337 • 9.16.23) |
| 400 or more passing yards | at Purdue (420 • 9.7.19) |
| 200 or more rushing yards | vs. Alcorn State (242 • 9.7.24) |
| 300 or more rushing yards | at Hawai'i (404 • 8.27.22) |
| 400 or more rushing yards | at Hawai'i (404 • 8.27.22) |
| 40 points or more | vs. Alabama (40 • 10.5.24) |
| Held opponent under 100 total yards | vs. Alcorn State (71 • 9.7.24) |
| Held opponent under 200 total yards | vs. Alcorn State (71 • 9.7.24) |
| Held opponent under 250 total yards | vs. Alcorn State (71 • 9.7.24) |
| Held opponent under 100 rushing yards | at Auburn (88 • 11.2.24) |
| Held opponent under 100 passing yards | vs. Alcorn State (31 • 9.7.24) |
| Shut out opponent | vs. Alcorn State (9.7.24) |

OPPONENTS

| | |
|---|---|
| Accounted for three or more TDs | Haynes King • Georgia Tech (3 • 12.27.24) |
| Accounted for four or more TDs | Nico lamaleava • Tennessee (4 • 11.30.24) |
| Three passing touchdowns | Haynes King • Georgia Tech (3 • 12.27.24) |
| Four or more passing touchdowns | Nico lamaleava • Tennessee (4 • 11.30.24) |
| 200 or more passing yards | Haynes King • Georgia Tech (204 • 12.27.24) |
| 300 or more passing yards | Garrett Nussmeier • LSU (332 • 11.23.24) |
| 400 or more passing yards | Anthony Richardson • Florida (400 • 11.19.22) |
| Completion of 50 yards or more | Nico lamaleava to Dont'e Thornton Jr. • Tennessee (86 • 11.30.24) |
| Completion of 70 yards or more | Nico lamaleava to Dont'e Thornton Jr. • Tennessee (86 • 11.30.24) |
| 100 or more rushing yards | Jamal Haynes • Georgia Tech (136 • 12.27.24) |
| 200 or more rushing yards | Tyler Badie • Missouri (254 • 10.30.21) |
| Three or more rushing touchdowns | Larry Rountree • Missouri (3 • 11.28.20) |
| Rush of 70 yards or more | Mario Anderson • South Carolina (72 • 11.11.23) |
| 100 or more receiving yards | Dont'e Thornton Jr. • Tennessee (118 • 11.30.24) |
| 200 or more receiving yards | Jonathan Mingo • Ole Miss (247 • 10.8.20) |
| Two touchdown receptions | Dont'e Thornton Jr. • Tennessee (2 • 11.30.24) |
| Three or more touchdown receptions | Elijah Moore • Ole Miss (3 • 9.21.19) |
| Kickoff return for touchdown | Nyheim Hines • NC State (100 • 12.26.16) |
| Punt return for touchdown | Dee Williams • Tennessee (73 • 11.26.22) |
| Interception return for touchdown | Maxwell Hariston • Kentucky 2x (29 • 54 • 9.23.23) |
| Fumble return for touchdown | Jerrae Williams • UNLV (41 • 9.16.23) |
| Three or more field goals made | Blake Craig • Missouri (3 • 9.21.24) |
| 50-yard field goal made | Max Gilbert • Tennessee (50 • 11.30.24) |
| Punt of at least 70 yards | Kai Kroeger • South Carolina (70 • 10.16.21) |
| 10 or more tackles | Joey Stemier • Ball State (11 • 10.19.24) |
| Three or more tackles for loss | Quandarrius Robinson • Alabama (3 • 10.5.24) |
| Two or more sacks | Kevin Swint • Georgia State (2 • 9.14.24) |
| Two or more interceptions | Trey Washington • Ole Miss (2 • 10.28.23) |
| Blocked punt | Keenan Nelson Jr. • South Carolina (11.11.23) |
| Blocked punt returned for touchdown | Keenan Nelson Jr. • South Carolina (18 • 11.11.23) |
| Blocked field goal | Sharrif Floyd • Florida (11.5.11) |
| Blocked PAT | D.J. Wonnum • South Carolina (10.28.17) |
| Safety | Tyre West • Tennessee (11.30.24) |
| 30 or more first downs | Tennessee (31 • 11.25.23) |
| 500 or more yards of total offense | Tennessee (538 • 11.30.24) |
| 300 or more passing yards | LSU (332 • 11.23.24) |
| 400 or more passing yards | Tennessee (449 • 11.26.22) |
| 200 or more rushing yards | Tennessee (281 • 11.30.24) |
| 300 or more rushing yards | Tennessee (362 • 11.26.22) |
| 400 or more rushing yards | Kentucky (401 • 11.16.19) |
| 40 points or more | Tennessee (48 • 11.25.23) |
| Held Vanderbilt under 200 total yards | Georgia (150 • 10.15.22) |
| Held Vanderbilt under 100 rushing yards | Auburn (84 • 11.2.24) |
| Held Vanderbilt under 100 passing yards | Ole Miss (60 • 10.28.23) |
| Shut out Vanderbilt | Tennessee (11.26.22) |

