



# VANDERBILT LACROSSE

## GAME 17



|                  |  |
|------------------|--|
| <b>MATCH UP</b>  | Vanderbilt vs. Old Dominion                                |
| <b>DATE</b>      | Saturday, April 26; Noon                                   |
| <b>SITE</b>      | Nashville, Tenn. • Vanderbilt Lacrosse Complex             |
| <b>BROADCAST</b> | ESPN+<br>Alex Gould (play-by-play)   Corey Donohoe (color) |
| <b>SOCIAL</b>    | X/Twitter • @vandylacrosse   Instagram • @vandylacrosse    |



## THE MATCHUP:

### Series History

- Saturday's game will be the sixth matchup in a series Vandy leads 5-0
- Vandy visited ODU last spring and walked away with a 9-5 victory
- Molly Finlay tallied a hat trick while Alex Gladding picked up four ground balls and Paige Gunning posted 13 saves

### The Opponent

- Old Dominion enters the contest 8-8 overall and 1-4 in AAC play
- The Monarchs look to snap a five-game skid after falling to Temple 9-13 last weekend in Norfolk
- Both teams have fallen to East Carolina, JMU and South Florida while both beating Charlotte this season. ODU fell to Temple while the Dores defeated Temple in a 12-11 thriller

### Scouting Report

- Freshman Midi Sarah Murrell leads the Monarchs with 47 points off 42 goals and five assists. She leads the pack with 77 draw controls and pick up the third-most ground balls at 18 and is a five-time AAC Freshman of the Week this year. Murrell has the second best draw controls per-game average in the country with 4.81
- Brynn Bowen, who has started all 167 contests this season for ODU, has registered 121 saves the on year with the second-best save percentage in the conference 0.467 percent
- Alex Kulinski has the second-most goals for the Monarchs with 27 goals off 32 shots on frame
- Payton Kising and McKenzie Raechlead the defense with 16 caused turnovers each this year

## STORYLINES:

### Last Time Out For the Dores

- Nancy Halleron tallied another four-goal performance to lift Vanderbilt to an 18-9 victory over Xavier on Wednesday afternoon. Jaime Biskup and Maddie Barkate each posted hat tricks for Vanderbilt, with Biskup striking twice unassisted and Barkate notching one off a feed from Alex Gladding
- Kemper Robinson added two goals of her own, while Brooke Baker and Cate Bradley each dished two assists. Molly Joyce anchored the effort in cage with 12 saves, including a five-save performance in the final frame to keep the Musketeers at bay

### Seniors Accolades Overview

- Career Athletic Totals:
  - Appearances: 429
  - Goals: 273
  - Assists: 111
  - Points: 384
  - Ground Balls: 240
  - Draw Controls: 178
  - Caused Turnovers: 158
- Career Academic Totals:
  - Deans List: 49 times
  - Honor Rolls: 36 times
  - 4.0 Club: 9 times

## 2025 SCHEDULE (8-8, 2-3 AAC)

|                 |                              |                 |
|-----------------|------------------------------|-----------------|
| Feb. 8          | at Cincinnati                | W, 13-8         |
| <b>Feb. 12</b>  | <b>18/20 Clemson</b>         | <b>L, 12-20</b> |
| Feb. 16         | at --/23 Denver              | L, 8-17         |
| Feb. 19         | at Mercer                    | W, 10-7         |
| <b>Feb. 22</b>  | <b>#22/24 Ohio State</b>     | <b>L, 8-14</b>  |
| <b>March 5</b>  | <b>Louisville</b>            | <b>L, 9-13</b>  |
| March 8         | at Arizona State             | L, 15-16        |
| <b>March 12</b> | at Coastal Carolina          | W, 19-7         |
| <b>March 15</b> | <b>#14/14 James Madison*</b> | <b>L, 8-20</b>  |
| <b>March 19</b> | <b>Rider</b>                 | <b>W, 20-13</b> |
| March 22        | at Charlotte*                | W, 15-14        |
| March 29        | at South Florida*            | L, 17-7         |
| <b>April 5</b>  | <b>Temple*</b>               | <b>W, 12-11</b> |
| April 12        | at East Carolina*            | L, 13-14        |
| April 16        | at Lindenwood                | W, 20-6         |
| <b>April 23</b> | <b>Xavier</b>                | <b>W, 18-9</b>  |
| <b>April 26</b> | <b>Old Dominion*</b>         | <b>Noon</b>     |
| May 1           | AAC Tournament@              | TBD             |

InsideLacrosse Poll / IWLCA Poll

\*AAC matchup

@ AAC Tournament (Norfolk, Virginia)

All times in cst

## VANDERBILT UNIVERSITY QUICK FACTS

|   |                                    |
|---|------------------------------------|
| <b>Name</b>                               | Vanderbilt University              |
| <b>Location</b>                           | Nashville, Tenn.                   |
| <b>Founded</b>                            | 1873                               |
| <b>Enrollment</b>                         | 7,221 (undergrad) • 13,575 (total) |
| <b>Vice Chancellor/Athletics Director</b> | Candice Storey Lee                 |
| <b>Sport Admin</b>                        | Trace Wilgus                       |
| <b>Website</b>                            | VUCommodores.com                   |

## VANDERBILT LACROSSE HISTORY

|                                  |              |
|----------------------------------|--------------|
| <b>First Season</b>              | 1996         |
| <b>All-Time Record (Seasons)</b> | 241-244 (30) |
| <b>NCAA Appearances (Last)</b>   | 6 (2021)     |



# VANDERBILT LACROSSE

## Individual Senior Plans

- **Cate Bradley:** earn a degree in Human & Organizational Development; following graduation will work in marketing and production in Washington DC
- **Josie Ward:** graduating with a degree in Medicine, Health and Society and Psychology; following graduation will be working full time at the Cigna Group here in Nashville
- **Kemper Robinson:** will graduate with a degree in Medicine, Health and Society; following graduation will work for CoHaul here in Nashville
- **Elise Bialecki:** will earn a degree in Medicine, Health and Society; following graduation enroll in the Master of Nursing Prespecialty to Post-Master's Certificate in the Pediatric Nurse Practitioner/Primary Care specialty program at Vanderbilt University
- **Sammy Nuchow:** will graduate with a degree in Human and Organizational Development; following graduation will work for the MLB in New York City
- **Jackie Nuchow:** will graduate with a degree in Human and Organizational Development; following graduation will be working in global partnerships sales and activation for Anschutz Entertainment Group in New York City
- **Cooper Garrett:** will graduate with a degree in Human and Organizational Development; following graduation will work for BlackRock in Atlanta, Georgia
- **Nancy Halleron:** will earn a degree in Human and Organizational Development; following graduation Nancy plans enroll in Vanderbilt's Owen Graduate School of marketing
- **Molly Finlay:** native will graduate with a degree in Law, History and Society as she continues to make her postgrad plans
- **McKenna Harden:** native will earn a degree in Human Development Studies; following graduation will be an asset and wealth management analyst for JP Morgan

## Conference Tournament Scenarios

- With a win, Vanderbilt will clinch the final spot in the AAC Tournament
- If Old Dominion wins and Temple wins, Vandy would earn its spot in the conference tournament if their deficit is less than two goals - based off goal differential
- If Old Dominion win by three or more and Temple wins their matchup against Charlotte, Temple would earn the 4th seed in the conference tournament - based off goal differential
- If Old Dominion wins and Charlotte wins, ODU would earn the fourth and final spot of the tournament by defeating both Vanderbilt and Charlotte

## 2025 Vanderbilt AAC Weekly Honors Tracker

- Brooke Baker, AAC Midfielder of the Week (April 21)
- Nancy Halleron, AAC Honorable Mention (April 21)
- Nancy Halleron, AAC Honorable Mention (April 14)
- Kemper Robinson, AAC Midfielder of the Week (April 7)
- Nancy Halleron, AAC Honorable Mention (April 7)
- Jaime Biskup, AAC Attacker of the Week (March 24)
- Kemper Robinson, AAC Midfielder of the Week (March 24)
- Bailey Lower, AAC Freshman of the Week (March 24)
- Nancy Halleron, AAC Honorable Mention (March 24)
- Nancy Halleron, AAC Honorable Mention (March 17)
- Brooke Baker, AAC Midfielder of the Week (March 10)
- Brooke Baker, AAC Honorable Mention (Feb. 24)
- Jaime Biskup, AAC Honorable Mention (Feb. 24)
- Maddie Barkate, AAC Honorable Mention (Feb. 24)
- Maddie Barkate, AAC Honorable Mention (Feb. 10)
- Molly Joyce, AAC Goalie of the Week (Feb. 10)

## Droppin' Dimes

- In the Commodores' 20-13 win over Rider, Vandy posted 13 assists, the most in a single game since 2022 when the Does also had 13 assists in their 18-16 win over Colgate
- In the win, sophomore Avery Morton led the black and gold with a career-high three passes

## AMERICAN ATHLETIC CONFERENCE STANDINGS\*

| Team          | Conference (Pct.) | Overall (Pct.) |
|---------------|-------------------|----------------|
| James Madison | 5-0 (1.000)       | 11-4 (.733)    |
| East Carolina | 4-1 (.800)        | 7-8 (.467)     |
| South Florida | 4-2 (.667)        | 12-4 (.750)    |
| Vanderbilt    | 2-3 (.400)        | 8-8 (.500)     |
| Old Dominion  | 1-4 (.200)        | 8-8 (.500)     |
| Charlotte     | 1-4 (.200)        | 6-9 (.400)     |
| Temple        | 1-4 (.200)        | 3-11 (.214)    |

\*As of 4/25/25

| SEASON   | W   | L   | HEAD COACH    |
|----------|-----|-----|---------------|
| 2025     | 8   | 8   | Beth Hewitt   |
| 2024     | 9   | 8   | Beth Hewitt   |
| 2023     | 4   | 11  | Beth Hewitt   |
| 2022     | 11  | 7   | Beth Hewitt   |
| 2021     | 12  | 7   | Beth Hewitt   |
| 2020     | 4   | 5   | Beth Hewitt   |
| 2019     | 10  | 6   | Beth Hewitt   |
| 2018     | 8   | 9   | Cathy Sweezey |
| 2017     | 6   | 9   | Cathy Sweezey |
| 2016     | 5   | 11  | Cathy Sweezey |
| 2015     | 7   | 9   | Cathy Sweezey |
| 2014     | 5   | 12  | Cathy Sweezey |
| 2013     | 2   | 15  | Cathy Sweezey |
| 2012     | 8   | 8   | Cathy Sweezey |
| 2011     | 8   | 8   | Cathy Sweezey |
| 2010     | 12  | 6   | Cathy Sweezey |
| 2009     | 10  | 7   | Cathy Sweezey |
| 2008     | 13  | 6   | Cathy Sweezey |
| 2007     | 11  | 6   | Cathy Sweezey |
| 2006     | 6   | 10  | Cathy Sweezey |
| 2005     | 6   | 9   | Cathy Sweezey |
| 2004     | 12  | 6   | Cathy Sweezey |
| 2003     | 7   | 8   | Cathy Sweezey |
| 2002     | 10  | 6   | Cathy Sweezey |
| 2001     | 5   | 11  | Cathy Sweezey |
| 2000     | 10  | 6   | Cathy Sweezey |
| 1999     | 5   | 10  | Cathy Sweezey |
| 1998     | 7   | 9   | Cathy Sweezey |
| 1997     | 10  | 6   | Wendy Stevens |
| 1996     | 10  | 5   | Wendy Stevens |
| 30 years | 241 | 244 |               |



# VANDERBILT LACROSSE

## **Freshman Firsts**

- The freshman are stealing the spotlight so far this season,
  - Emme Martin recorded her first collegiate save vs. Clemson
  - Anna Szporn recorded her first collegiate goal and assist vs. Clemson
  - Shea Panzik recorded her first collegiate goal and assist vs. Clemson
  - Bailey Lower recorded her first collegiate goal at Mercer
  - Kiera Runke tallied her first career draw control vs. Louisville
  - Kiera Runke made her first college start at Arizona State
  - Bailey Lower posted her first collegiate hat trick vs. Rider
  - Emme Martin earned her first collegiate start at Charlotte

## **AAC Preseason Midi of the Year**

- Ahead of the 2025 season, Kemper Robinson was named 2025 AAC Preseason Midfielder of the Year
- The senior posted 46 points off 36 goals and eight assists during last season, earning a spot on All-AAC First Team and AAC All-Tournament Team and earned weekly conference honors four times during the regular season
- Kemper finished last year with seven hat tricks, including at least one goal in 12 straight games
- The Owing Mills, Maryland native had two games with at least five goals, including one in last year's season opener

## **Preseason Nods**

- Vandy landed five student-athletes on the preseason all-conference team; Brooke Baker, Maddie Barkate, Molly Finlay, Alex Gladding and Kemper Robinson
- Both Baker and Robinson were unanimous selections
- The Commodores were picked to finish second in the conference behind James Madison

## **2025 Captains**

- This season the Commodores are led by five captains:
  - Elise Bialecki (first season captain)
  - Jaime Biskup (first season captain)
  - Cate Bradley (second season captain)
  - Logan Risenhoover (first season captain)
  - Kemper Robinson (second season captain)

## **Splash in the Portal**

- Ahead of the 2025 season, the Commodores welcomed six new faces from the transfer portal:
  - *Maddie Barkate* joined Vandy after four seasons at Harvard. During her stint, the graduate student posted 69 goals and 27 assists for 96 points. She won 239 draw controls over her undergraduate career, with 119—the most in the Ivy League as well as in Harvard's modern program history—coming during her senior season, a total that ranked in the top 10 in the nation in the category.
  - *McKenna Harden* came to Vanderbilt after spending the last three seasons at North Carolina. The defender posted a career-best seven-caused turnovers during the 2024 season and picked up seven ground balls
  - *Caelan Jones* joins the black and gold after spending her freshman campaign at Oregon, where she did not appear in any contests. Jones anchored her high school to back-to-back Virginia 4A state championships in 2021 and 2022
  - *Aly Moss* spent two seasons at Hofstra before coming to Nashville, where she saw action in 18 game. The now-junior picked up 11 ground balls and caused seven turnovers during the 2024 campaign
  - *Jackie Norsworthy* arrived to Vandy after spending her undergraduate career at Florida, where she appeared in 17 games. The midfielder posted five points off five goals for the Gators and was a part of Florida's 2024 American Athletic Conference Tournament championship team that advanced to the semifinals of the NCAA Tournament for the second straight year
  - *Katie Poretsky* spent her undergraduate studies at Stony Brook, where she appeared in four games. In 2023, Poretsky was named to the Intercollegiate Women's Lacrosse Coaches Association Academic Honor Roll

## **A New Draw Queen in Town**

- Maddie Barkate joins the Commodores after spending four years as key member of Harvard's team
- Barkate won 239 draw controls over her undergraduate career, with 119—the most in the Ivy League as well as in Harvard's modern program history—coming during her senior season, a total that ranked in the top 10 in the nation in the category
- The Commodores have never had a single player win 100-plus draws in a single season. Brianne Gross (2019-23) finished with 282 career draw controls throughout her career,



# VANDERBILT LACROSSE

the most in program history

## **The Canadians with the Bling**

- Sophomore duo Avery Morton and Morgan White spent their offseason representing Canada Lacrosse at the 2024 World Lacrosse Women's U20 Championship in Hong Kong
- After winning the B Pool, Team Canada advanced to the championship game against the United States. The Canadians fell in the finals to earn a Silver Medal
- In Hong Kong, Morton posted the eighth-most points of all participants throughout the tournament, finishing with 28 points off 19 goals and nine assists. White posted 14 points off 11 goals and three assists

## **One Medal Wasn't Enough for White**

- Following the events in Hong Kong, Morgan White was also apart of the inaugural Women's Box Lacrosse Championships with Lacrosse Canada in Utica, New York this past fall
- Lacrosse Canada came away with a silver medal against the US in the finals
- Morgan White posted seven points off three goals and four assists in the tournament



# VANDERBILT LACROSSE

## VANDERBILT SEASON HIGHS / LOWS

|                         | INDIVIDUAL GAME HIGH  | VANDERBILT TEAM GAME HIGH   | VANDERBILT TEAM GAME LOW   |
|-------------------------|---|---|--|
| <b>POINTS</b>           | 7 Jaime Biskup at Charlotte (3/22/25)<br>7 Brooke Baker at Arizona State (3/8/25)                                       | 33 - vs. Rider (3/18/25)<br>31 - at Lindenwood (4/16/25)            | 9 - at South Florida (3/29/25)<br>11 - vs. Ohio State (2/22/25)          |
| <b>GOALS</b>            | 5 Brooke Baker at Lindenwood, Brooke Baker at Arizona, Jaime Biskup and Kemper Robinson vs. Rider                       | 20 - vs. Rider (3/18/25)<br>20 - at Lindenwood (4/16/25)            | 7 - at South Florida (3/29/25)<br>8 - at Denver, vs. Ohio State, vs. JMU |
| <b>ASSISTS</b>          | 3 Jaime Biskup at Charlotte, Avery Morton vs. Rider, Maddie Barkate at Cincinnati                                       | 13 - vs. Rider (3/18/25)<br>11 - at Lindenwood (4/16/25)            | 2 - at South Florida (3/29/25)<br>3 - vs. Ohio State, at East Carolina   |
| <b>GROUND BALLS</b>     | 5 Kemper Robinson vs. Temple (4/5/25)<br>4 (8x) MR: Kemper Robinson vs. Xavier (4/23/25)                                | 26 - vs Xavier (4/23/25)<br>23 - at Lindenwood (4/16/25)            | 7 - vs. JMU (3/15/24)<br>12 - vs. Ohio State (2/22/25)                   |
| <b>DRAW CONTROLS</b>    | 10 Maddie Barkate at Charlotte (3/22/25)<br>10 Maddie Barkate at Denver (2/16/25)                                       | 20 - at Charlotte (3/22/25)<br>18 - vs. Rider (3/18/25)             | 6 - vs. JMU (3/15/24)<br>7 - at Coastal Carolina (3/12/25)               |
| <b>CAUSED TURNOVERS</b> | 6 Kemper Robinson vs. Temple (4/5/25)<br>4 Elise Bialecki vs. Louisville (3/6/25), Alex Gladding at Cincinnati (2/8/25) | 12 - at Cincinnati (2/8/25)<br>11 - at East Carolina, at Lindenwood | 2 - at Arizona State (3/8/25)<br>3 - at Denver (2/16/25)                 |
| <b>SAVES</b>            | 14 Molly Joyce at Denver (2/16/25)<br>12 Molly Joyce at Mercer, vs. Xavier  | 14 - at Denver (2/16/25)<br>12 - at Mercer, vs. JMU                 | 5 - at Charlotte, vs Temple<br>6 - at South Florida (3/29/25)            |

## OPPONENT SEASON HIGHS / LOWS

|                         | OPPONENT INDIVIDUAL GAME HIGH   | OPPONENT TEAM HIGH                                     | OPPONENT TEAM LOW   |
|-------------------------|---|--|---|
| <b>POINTS</b>           | 7 (3x) MR: Savannah Derey, JMU (3/15/25)<br>7 - Jordyn Behar (ASU), Lexi Edmonds (Clemson)  | 30 - Clemson (2/12/25)<br>29 - South Florida (3/29/25) | 9 - Coastal Carolina (3/12/25)<br>10 - Mercer, Lindenwood           |
| <b>GOALS</b>            | 6 - Savannah Derey, JMU (3/15/25)<br>5 - Lexi Edmonds, Clemson (2/12/25)  | 20 - JMU (3/15/25)<br>20 - Clemson (2/12/25)           | 6 - Lindenwood (4/16/25)<br>7 - Mercer, Coastal Carolina            |
| <b>ASSISTS</b>          | 5 - Raegan Wilson, Denver (2/16/25)<br>4 - Brooke Goldstein, Clemson (2/12/25)  | 12 - South Florida (3/29/25)<br>11 - Denver (2/16/25)  | 2 - Coastal Carolina (3/12/25)<br>3 - Mercer, James Madison, Xavier |
| <b>GROUND BALLS</b>     | 6 - Kaitlyn Tartaglione, South Florida (3/29/25)<br>5 - Emma Magazu, East Carolina; Lily Barger, Charlotte; Julie Cassidy, Xavier | 24 - Xavier (4/23/25)<br>21 - Louisville (3/5/25)      | 8 - Coastal Carolina (3/12/25)<br>10 - JMU, Temple                  |
| <b>DRAW CONTROLS</b>    | 20 - Maddie Epke, JMU (3/15/25)<br>13 - Anna Viglione, Arizona State (3/8/25)   | 26 - JMU (3/15/25)<br>24 - Arizona State (3/8/25)      | 10 - Ohio State (2/22/25)<br>11 - at Denver (2/16/25)               |
| <b>CAUSED TURNOVERS</b> | 6 - Alexis Rich, Cincinnati (2/8/25)<br>4 - Sarah Pokorny, Denver (2/16/25)   | 14 - Cincinnati (2/8/25)<br>13 - Clemson (2/12/25)     | 2 - Ohio State, Temple<br>3 - Charlotte (3/22/25)                   |
| <b>SAVES</b>            | 16 - J Pleck, Louisville (3/5/25)<br>14 - Jocelyn Torres, , Ohio State (2/22/25)  | 16 - Louisville (3/5/25)<br>14 - Ohio State (2/22/25)  | 4 - Clemson (2/12/25)<br>7 - Cincinnati, Arizona State, Rider       |

## HAT TRICK TRACKER

| PLAYER             | 2024-25 | CAREER | PLAYER           | 2024-25 | CAREER |
|--------------------|---------|--------|------------------|---------|--------|
| Brooke Baker       | 7       | 13     | Anna Taraboletti |         | 1      |
| Jaime Biskup       | 8       | 18     | Molly Krestinski | 1       | 3      |
| Nancy Halleron     | 9       | 13     | Bailey Lower     | 1       | 1      |
| Kemper Robinson    | 2       | 11     |                  |         |        |
| Maddie Barkate     | 2       | 10     |                  |         |        |
| Logan Rishenhoover |         | 1      |                  |         |        |
| Molly Finlay       |         | 5      |                  |         |        |
| Cate Bradley       |         | 4      |                  |         |        |
| Josie Ward         |         | 2      |                  |         |        |



# VANDERBILT LACROSSE

## LAST TIME IT HAPPENED - TEAM

|                                |  |
|--------------------------------|--|
| Won at Home.....               | 4.23.25 vs. Xavier (W, 18-9)               |
| Won on Road.....               | 4.16.25 at Lindenwood (W, 20-6)            |
| Beat a Ranked Opponent.....    | 2.10.23 vs. #25 Colorado (W, 11-10)        |
| Lost to Ranked Opponent.....   | 3.15.25 vs. #14/14 James Madison (L, 8-20) |
| Scored less than 10 Goals..... | 3.29.25 at South Florida (L, 7-17)         |
| Scored 10+ Goals.....          | 4.12.25 at East Carolina (L, 13-14)        |
| Scored 15+ Goals.....          | 4.23.25 vs. Xavier (W, 18-9)               |
| Scored 20+ Goals.....          | 4.16.25 at Lindenwood (W, 20-6)            |
| Scored 25+ Goals.....          | never                                      |
| Scored 30 Goals.....           | never                                      |

|                                 |  |
|---------------------------------|--|
| Lost at Home.....               | 3.15.25 vs. #14/14 James Madison (L, 8-20) |
| Lost on Road.....               | 4.12.25 at East Carolina (L, 13-14)        |
| Allowed less than 10 Goals..... | 4.23.25 vs. Xavier (W, 18-9)               |
| Allowed 10+ Goals.....          | 4.12.25 at East Carolina (L, 13-14)        |
| Allowed 15+ Goals.....          | 3.29.25 at South Florida (L, 7-17)         |
| Allowed 20+ Goals.....          | 3.15.25 vs. #14/14 James Madison (L, 8-20) |
| Allowed 25+ Goals.....          | never                                      |
| Allowed 30+ Goals.....          | never                                      |
| Scored First Goal.....          | 4.23.25 vs. Xavier (W, 18-9)               |
| Conceded First Goal.....        | 4.5.25 vs. Temple (W, 12-11)               |
| Comeback Victory.....           | 4.5.25 vs. Temple (W, 12-11)               |

## LAST TIME IT HAPPENED - INDIVIDUAL SINGLE GAME

|                            |  |
|----------------------------|--|
| Scored 5 Goals.....        | 5 Brooke Baker at Lindenwood (4.16.25)     |
| Scored 8 Goals.....        | 8 Kayla Peterson at Butler (3.25.18)       |
| Scored 10+ Goals.....      | never                                      |
| Dished 5+ Assists.....     | 5, Sammy Nuchow at Xavier (3.20.24)        |
| Dished 10+ Assists.....    | 10 Gabby Fornia vs. Cincinnati (4.30.22)   |
| Had 7+ Points.....         | 7, Jaime Biskup at Charlotte (3.22.25)     |
| Had 10+ Points.....        | 13, Gabby Fornia vs. Cincinnati (4.30.22)* |
| Had 15+ Points.....        | never                                      |
| Won 10 Draw Controls.....  | 10, Maddie Barkate at Charlotte (3.22.25)  |
| Won 10+ Draw Controls..... | 11, Bri Gross vs. Mercer (3.3.21)          |

|                           |  |
|---------------------------|--|
| Caused 5+ Turnovers.....  | 6, Kemper Robinson vs. Temple (4.5.25)       |
| Caused 10+ Turnovers..... | never  |
| Had 5 Ground Balls.....   | Kemper Robinson vs. Temple (4.5.25)          |
| Had 5+ Ground Balls.....  | 9, Paige Gunning vs. Colorado (2.10.23)*     |
| Had 10+ Ground Balls..... | never  |
| Had 15+ Ground Balls..... | never  |
| Made 10+ Saves.....       | 12, Molly Joyce vs. Xavier (4.23.25)         |
| Made 15+ Saves.....       | 15, Paige Gunning at James Madison (4.20.24) |
| Made 20+ Saves.....       | 20, Paige Gunning at Florida (5.7.22)*       |

\*Denotes AAC record

## 2025 TEAM LEADER TRACKER

| PLAYER           | POINTS | GOALS | ASSISTS | DRAW CONTROLS | GROUND BALLS | CAUSED TURNOVERS |
|------------------|--------|-------|---------|---------------|--------------|------------------|
| Brooke Baker     | 6      | 8     | 4       | 3             |              | 3                |
| Jaime Biskup     | 8      | 6     | 4       |               | 1            | 1                |
| Maddie Barkate   | 2      |       | 5       | 6             | 2            | 1                |
| Kemper Robinson  | 2      | 2     | 1       | 2             | 6            | 9                |
| Nancy Halleron   | 5      | 6     | 1       |               |              | 1                |
| Alex Gladding    |        |       |         |               | 4            | 5                |
| Shea Panzik      | 1      |       | 1       |               |              |                  |
| Molly Joyce      |        |       |         |               | 3            |                  |
| Molly Finlay     |        |       | 1       |               |              |                  |
| Elise Bialecki   |        |       |         |               | 2            | 3                |
| Anna Taraboletti |        |       | 1       |               | 1            | 1                |
| Cate Bradley     |        |       | 5       |               |              |                  |
| McKenna Harden   |        |       |         | 1             | 2            | 2                |
| Amiyah Turner    |        |       |         |               | 2            | 1                |
| Sammy Nuchow     |        |       | 2       |               |              |                  |
| Kiera Runsk      |        |       |         | 3             |              |                  |
| Molly Krestinski |        | 1     |         | 1             | 2            |                  |
| Katherine Ernst  |        |       |         | 1             |              |                  |
| Avery Morton     |        |       | 2       |               |              |                  |
| Emme Martin      |        |       |         |               | 1            |                  |
| Bailey Lower     |        |       |         | 2             |              | 1                |
| Katie Porestky   |        |       |         |               |              | 1                |



# VANDERBILT LACROSSE

## VANDERBILT VS. RANKED OPPONENTS (IWLCA)

Overall: 14-82 | Under Hewitt: 4-29

| DATE    | OPPONENT              | RESULT        |         |                       |               |
|---------|-----------------------|---------------|---------|-----------------------|---------------|
| 2.14.10 | #5 Duke               | L, 10-19      | 3.25.15 | at #20 Johns Hopkins  | L, 3-13       |
| 2.19.10 | at #4 North Carolina  | L, 6-12       | 2.23.16 | #17 Louisville        | L, 5-15       |
| 3.7.10  | at #15 Stanford       | L, 9-14       | 3.6.16  | at #13 Stanford       | L, 10-17      |
| 3.13.10 | #9 Boston University  | W, 10-5       | 3.12.16 | #9 Penn State         | L, 11-15      |
| 3.21.10 | #12 Penn State        | W, 20-14      | 3.16.16 | #19 Johns Hopkins     | L, 11-12      |
| 3.24.10 | at #11 Notre Dame     | W, 10-9       | 3.26.16 | at #2 Florida         | L, 2-16       |
| 4.10.10 | #20 Ohio State        | W, 19-8       | 2.22.17 | at #20 Louisville     | L, 10-11      |
| 4.24.10 | at #2 Northwestern    | L, 9-27       | 3.8.17  | at #16 Elon           | L, 9-12       |
| 5.8.10  | vs. #2 Northwestern   | L, 14-23      | 3.22.17 | at #17 Johns Hopkins  | L, 8-13       |
| 5.16.10 | at #5 Duke            | L, 15-16      | 4.1.17  | at #3 Florida         | L, 6-16       |
| 2.16.11 | #3 North Carolina     | L, 10-14      | 4.12.17 | #13 Denver            | L, 4-17       |
| 2.27.11 | #2 Northwestern       | L, 6-17       | 3.18.18 | #6 Florida            | L, 10-11      |
| 3.9.11  | at #3 Duke            | L, 12-14      | 4.14.18 | #23 Georgetown        | L, 9-15       |
| 4.17.11 | #6 Florida            | L, 7-8        | 3.20.19 | at #12 Notre Dame     | L, 6-18       |
| 5.2.11  | vs. #18 Ohio State    | L, 13-14      | 4.6.19  | at #17 Florida        | L, 9-18       |
| 2.12.12 | #5 Duke               | W, 7-5        | 5.2.19  | vs. #8 Florida        | L, 10-19      |
| 2.26.12 | at #3 North Carolina  | L, 9-18       | 2.16.20 | at #5 Boston College  | L, 12-15      |
| 3.3.12  | at #16 Stanford       | W, 15-9       | 3.1.20  | #10 Denver            | W, 14-13      |
| 3.7.12  | #18 Boston College    | W, 13-12      | 3.4.20  | #13 Michigan          | L, 13-20      |
| 3.18.12 | #11 Penn State        | L, 11-12 (OT) | 3.8.20  | #21 Penn State        | L, 13-14      |
| 3.23.12 | at #1 North Carolina  | L, 6-13       | 3.11.20 | #2 Notre Dame         | L, 6-16       |
| 4.1.12  | #17 Johns Hopkins     | W, 14-17      | 2.13.21 | at #2 Notre Dame      | L, 5-9        |
| 4.8.12  | #11 Ohio State        | L, 11-13      | 2.21.21 | #24 Colorado          | W, 11-10 (OT) |
| 4.14.12 | at #5 Florida         | L, 5-17       | 2.28.21 | at #1 North Carolina  | L, 6-17       |
| 4.18.12 | at #7 Notre Dame      | L, 11-12      | 4.16.21 | at #9 Florida         | L, 7-17       |
| 5.3.12  | #14 Ohio State        | L, 9-10 (OT)  | 4.18.21 | at #9 Florida         | L, 9-22       |
| 2.20.13 | at #20 Boston College | L, 8-13       | 2.19.22 | #12 Notre Dame        | W, 14-12      |
| 2.24.13 | #1 Northwestern       | L, 8-13       | 3.6.22  | at #12 Denver         | L, 6-10       |
| 3.2.13  | at #8 Duke            | L, 12-15      | 4.16.22 | #10 Florida           | L, 8-16       |
| 3.13.13 | #8 Notre Dame         | L, 11-12      | 5.7.22  | vs. #8 Florida        | L, 7-18       |
| 3.17.13 | at #7 Penn State      | L, 14-20      | 2.10.23 | #25 Colorado          | W, 11-10 (OT) |
| 3.26.13 | #13 Stanford          | L, 4-15       | 2.12.23 | #9 Denver             | L, 6-11       |
| 3.30.13 | at #12 Johns Hopkins  | L, 11-12 (OT) | 3.4.23  | at #3 Northwestern    | L, 7-24       |
| 4.14.13 | #3 Florida            | L, 10-21      | 3.13.23 | #17 Rutgers           | L, 10-12      |
| 4.20.13 | #2 North Carolina     | L, 5-20       | 4.8.23  | #4 James Madison      | L, 1-18       |
| 2.9.14  | #13 Massachusetts     | L, 6-13       | 4.22.23 | at #8 Florida         | L, 6-22       |
| 2.22.14 | at #1 North Carolina  | L, 8-22       | 3.6.24  | at #15 Johns Hopkins  | L, 3-21       |
| 3.2.14  | at #13 Stanford       | W, 16-15 (OT) | 3.30.24 | #11 Florida           | L, 5-20       |
| 3.15.14 | #11 Penn State        | L, 8-14       | 4.3.24  | at #22 Penn State     | L, 11-12      |
| 3.23.14 | #12 Penn              | L, 10-11      | 4.20.24 | at #16 James Madison  | L, 8-17       |
| 3.29.14 | #9 Johns Hopkins      | W, 12-11      | 5.2.24  | vs. #9 Florida        | L, 8-17       |
| 4.6.14  | #13 Ohio State        | L, 5-16       | 2.12.25 | vs. #20 Clemson       | L, 12-20      |
| 4.10.14 | at #5 Northwestern    | L, 9-15       | 2.16.25 | at #23 Denver         | L, 8-17       |
| 4.13.14 | at #4 Florida         | L, 9-14       | 2.22.25 | vs. #24 Ohio State    | L, 8-14       |
| 5.1.14  | at #5 Northwestern    | L, 9-12       | 3.15.25 | vs. #15 James Madison | L, 8-20       |
| 2.23.15 | at #20 Denver         | L, 9-13       |         |                       |               |
| 3.1.15  | at #12 Penn           | L, 11-12 (OT) |         |                       |               |
| 3.8.15  | #11 Stanford          | L, 11-22      |         |                       |               |
| 3.15.15 | at #9 Penn State      | L, 10-17      |         |                       |               |
| 3.18.15 | at #10 Louisville     | L, 9-16       |         |                       |               |
| 3.22.15 | #6 Florida            | L, 10-19      |         |                       |               |



# VANDERBILT LACROSSE

## AAC TOURNAMENT HISTORY

### 2024

May 2: #1 Florida 17, #4 Vanderbilt 8 (Nashville, Tenn.)

### 2022

May 5: #3 Vanderbilt 11, #2 Temple 10 (OT) (Greenville, N.C.)

May 7: #1 Florida 18, #3 Vanderbilt 7 (Greenville, N.C.)

### 2021

May 6: #3 Temple 16, #2 Vanderbilt 11 (Gainesville, Fla.)

### 2020

No Championship due to COVID-19

### 2019

May 2: #1 Florida 19, #4 Vanderbilt 10 (Cincinnati, Ohio)

## AAC Tournament Breakdown

|                      |     |
|----------------------|-----|
| Appearances          | 4   |
| Games                | 5   |
| Overall Record       | 1-4 |
| Home                 | 0-1 |
| Away                 | 1-3 |
| Goals For            | 47  |
| Goals Against        | 80  |
| vs. Florida          | 0-1 |
| vs. Temple           | 0-1 |
| in Cincinnati, Ohio  | 0-1 |
| in Gainesville, Fla. | 0-1 |
| in Greenville, N.C.  | 1-1 |
| in Nashville, Tenn.  | 0-1 |

## NCAA TOURNAMENT HISTORY

### 2021

May 14: Jacksonville 20, Vanderbilt 12 (Gainesville, Fla.)

### 2010

May 16: Duke 16, Vanderbilt 15 (Durham, N.C.)

### 2009

May 10: Notre Dame 19, Vanderbilt 13 (South Bend, Ind.)

### 2008

May 11: Princeton 14, Vanderbilt 10 (Princeton, N.J.)

### 2007

May 13: Syracuse 16, Vanderbilt 10 (Nashville, Tenn.)

### 2004

May 16: Vanderbilt 10, James Madison 4 (Harrisonburg, Va.)

May 21: Princeton 11, Vanderbilt 3 (Princeton, N.J.)

## NCAA Tournament Breakdown

|                      |     |
|----------------------|-----|
| Appearances          | 6   |
| Games                | 7   |
| Overall Record       | 1-6 |
| Home                 | 0-1 |
| Away                 | 1-5 |
| Goals For            | 73  |
| Goals Against        | 100 |
| Cathy Sweezy Era     | 1-5 |
| Beth Hewitt Era      | 0-1 |
| vs. Duke             | 0-1 |
| vs. Jacksonville     | 0-1 |
| vs. James Madison    | 1-0 |
| vs. Notre Dame       | 0-1 |
| vs. Princeton        | 0-2 |
| vs. Syracuse         | 0-1 |
| in Gainesville, Fla. | 0-1 |
| in Durham, N.C.      | 0-1 |
| in South Bend, Ind.  | 0-1 |
| in Princeton, N.J.   | 0-2 |
| in Nashville, Tenn.  | 0-1 |
| in Harrisonburg, Va. | 1-0 |



# VANDERBILT LACROSSE

## 2025 ROSTER

| No. | Name              | Position | Year | Hometown                    | Major  |
|-----|-------------------|----------|------|-----------------------------|--|
| 0   | Zawadi Brown      | D/MF     | Fr.  | Naperville, Ill.            | Undeclared                                     |
| 1   | Jaime Biskup      | A        | Gr.  | Manorville, N.Y.            | Human Development Studies                      |
| 3   | Cate Bradley      | A        | Sr.  | Alexandria, Va.             | Human & Organizational Development             |
| 4   | Josie Ward        | A        | Sr.  | Nashville, Tenn.            | Medicine, Health, & Society; Psychology        |
| 5   | Alex Gladding     | D        | So.  | Pompano Beach, Fla.         | Human & Organizational Development             |
| 7   | Grace Hasselbeck  | MF       | Fr.  | Nashville, Tenn.            | Undeclared                                     |
| 8   | Kate Haffenreffer | D/MF     | So.  | Greenwich, Conn.            | Undeclared                                     |
| 9   | Katherine Ernst   | D/MF     | Jr.  | Bryn Mawr, Pa.              | HOD; Computer Science                          |
| 10  | Anna Taraboletti  | MF       | So.  | Ponte Vedra Beach, Fla.     | Human & Organizational Development             |
| 11  | Kemper Robinson   | MF       | Sr.  | Owings Mills, Md.           | Medicine, Health, & Society; Political Science |
| 12  | Amiyah Turner     | D        | Jr.  | Silver Springs, Md.         | Communication of Science & Technology; MHS     |
| 13  | Morgan White      | MF       | So.  | Milton, Ontario             | Biological Studies                             |
| 14  | Anna Szporn       | MF       | Fr.  | Morristown, N.J.            | Undeclared                                     |
| 15  | Logan Risenhoover | MF       | Jr.  | Southlake, Texas            | Human & Organizational Development             |
| 16  | Bailey Lower      | A        | Fr.  | Nantucket, Mass.            | Undeclared                                     |
| 17  | Kiera Runske      | MF       | Fr.  | Satellite Beach, Fla.       | Undeclared                                     |
| 18  | Lauren Brown      | A        | So.  | Tampa, Fla.                 | Architecture                                   |
| 19  | Avery Morton      | A        | So.  | Waterloo, Ontario           | Medicine, Health & Society                     |
| 20  | Izzy Hughes       | MF       | Fr.  | Winter Park, Fla.           | Undeclared                                     |
| 21  | Elise Bialecki    | D        | Sr.  | Littleton, Colo.            | Medicine, Health & Society                     |
| 22  | Sammy Nuchow      | A        | Sr.  | Los Angeles, Calif.         | Human & Organizational Development             |
| 23  | Jackie Nuchow     | D        | Sr.  | Los Angeles, Calif.         | Human & Organizational Development             |
| 24  | Molly Joyce       | G        | Jr.  | Macedon, N.Y.               | Medicine, Health & Society                     |
| 25  | Shea Panzik       | A        | Fr.  | Manhasset N.Y.              | Undeclared                                     |
| 26  | Katie Poretsky    | D        | Gr.  | Dix Hills, N.Y.             | Marketing Grad Program                         |
| 27  | Jiselle Jenkins   | D        | Fr.  | Chevy Chase, Md.            | Undeclared                                     |
| 28  | Emma Davis        | D        | Jr.  | Hingham, Mass.              | Economics; History                             |
| 29  | Jackie Norsworthy | MF       | Gr.  | Orlando, Fla.               | Marketing Grad Program                         |
| 30  | Emme Martin       | G        | Fr.  | Monkton, Md.                | Undeclared                                     |
| 31  | Cooper Garrett    | D        | Sr.  | Chevy Chase, Md.            | Human & Organizational Development             |
| 32  | Garrison Morrill  | A        | Jr.  | Baltimore, Md.              | Medicine, Health & Society                     |
| 33  | Brooke Baker      | MF       | Gr.  | Raleigh, N.C.               | Marketing Grad Program                         |
| 34  | Rocky McCauley    | D        | So.  | Houston, Texas              | Undeclared                                     |
| 35  | Nancy Halleron    | A        | Sr.  | Timonium, Md.               | Human & Organizational Development             |
| 36  | Molly Finlay      | A        | Sr.  | Oakton, Va.                 | Law, History & Society                         |
| 37  | McKenna Harden    | D        | Gr.  | New Canaan, Conn.           | Human Development Studies                      |
| 39  | Maddie Barkate    | A/Draw   | Gr.  | San Juan Capistrano, Calif. | Finance Grad Program                           |
| 40  | Caelan Jones      | G        | So.  | Potomac Falls, Va.          | Undeclared                                     |
| 41  | Aly Moss          | D        | Jr.  | Huntington, N.Y.            | Economics                                      |
| 42  | Molly Krestinski  | MF       | So.  | Bronxville, N.Y.            | Economics                                      |
| 44  | Alexi Nowakowski  | MF       | Fr.  | Lewes, Del.                 | Undeclared                                     |

**Head Coach:** Beth Hewitt

**Associate Head Coach:** Jill Kendall

**Assistant Coaches:** Sophie Leva, Emily Talluto

**Executive Director, Operations and Logistics:** Lisa Gracey











**Assistant Director, Athletic Training:** Killian Mollner

**Associate Director, Strength and Conditioning:** Josh Willhite












# VANDERBILT LACROSSE

## PLAYER CAPSULES

|  |   |  |  |
|--|---|--|--|
|    | <b>0 ZAWADI BROWN • Defense/Midfield • Fr. • Naperville, Ill.</b> <ul style="list-style-type: none"><li>Made Commodore debut against Clemson</li><li>Played lacrosse and ran track and field in high school</li><li>2x Illinois 200M State Champion (2023, 2024)</li><li>Grandfather, Robert Brown played football for the Green Bay Packers and Tennessee Titans</li></ul>                                       | <b>Career Bests</b><br>Goals:<br>Points:<br>Assists:<br>Ground balls:  | Draw Controls: 2 vs. Rider (3.18.25)<br>Free Positions:<br>Caused Turnovers:   |
|    | <b>1 JAIME BISKUP • Attack • Gr. • Manorville, N.Y. // Virginia</b> <ul style="list-style-type: none"><li>Team Captain</li><li>AAC Attacker of the Week (3/24)</li><li>Transferred to Vandy from Virginia ahead of 2024 but suffered season ending injury</li><li>Father played football at Syracuse</li></ul>  | <b>Career Bests</b><br>Goals: 6 vs California (2.13.22)<br>Points: 7 at Charlotte (3.22.25)<br>Assists: 3 at Charlotte (3.22.25)<br>Ground balls: 3 vs. Clemson (3.3.23)   | Draw Controls: 1 (4x) MR: vs Temple (4.5.25)<br>Free Positions: 1 (4x) MR: at East Carolina (4.12.25)<br>Caused Turnovers: 1 (5x) MR: at East Carolina (4.12.25) |
|    | <b>3 CATE BRADLEY • Attack • Sr. • Alexandria, Va.</b> <ul style="list-style-type: none"><li>2024, 2025 Team Captain</li><li>Appeared in 17 games (six starts) for the Commodores in 2024</li><li>Totaled 17 goals and seven assists for 24 points</li></ul>  | <b>Career Bests</b><br>Goals: 4 (2x) MR: vs. Old Dominion (3.25.23)<br>Points: 4 (5x)<br>Assists: 2 (4x) MR: vs. Rider (3.18.25)<br>Ground balls: 2 (2x) MR: at Lindenwood (4.16.25)                                   | Draw Controls:<br>Free Positions: 1(3x) MR: vs. Towson (3.21.23)<br>Caused Turnovers:  |
|    | <b>4 JOSIE WARD • Attack • Sr. • Nashville, Tenn.</b> <ul style="list-style-type: none"><li>Scored first goal of season in season debut at Denver</li><li>Appeared in 10 games during 2024</li><li>Had two goals at No. 16 James Madison (April 20, 2024)</li></ul>   | <b>Career Bests</b><br>Goals: 3 (2x) MR: at East Carolina (4.1.24)<br>Points: 4 (2x) MR: at Coastal Carolina (4.12.23)<br>Assists: 2 at Coastal Carolina (4.12.23)<br>Ground balls: 1 (3x) MR: at Lindenwood (4.16.25) | Draw Controls:<br>Free Positions: 2 at Coastal Carolina (4.12.23)<br>Caused Turnovers: 1 at Coastal Carolina (3.12.25)   |
|   | <b>5 ALEX GLADDING • Defender • So. • Pompano Beach, Fla.</b> <ul style="list-style-type: none"><li>Scored first career goal at Lindenwood</li><li>Named 2025 AAC All-Conference Preseason</li><li>Started all 17 games for Vandy in 2024</li><li>Picked up 28 ground balls and caused 17 turnovers last season</li></ul>   | <b>Career Bests</b><br>Goals: 1 at Lindenwood (4.16.25)<br>Points: 1 (2x) MR: vs. Xavier (4.23.25)<br>Assists: 1 vs. Xavier (4.23.25)<br>Ground balls: 4 (3x) MR: at Lindenwood (4.16.25)                              | Draw Controls: 1 (4x) MR: at East Carolina (4.12.25)<br>Free Positions:<br>Caused Turnovers: 4 (2x) MR: at Cincinnati (2.8.25)                                   |
|  | <b>7 GRACE HASSELBECK • Midfield • Fr. • Nashville, Tenn.</b> <ul style="list-style-type: none"><li>Plans to redshirt for the 2025 season</li><li>Attended Ensworth High School and played club for Mass Elite</li><li>Parents are Tim and Elizabeth Hasselbeck, grandfather is Don Hasselbeck</li></ul>  | <b>Career Bests</b><br>Goals:<br>Points:<br>Assists:<br>Ground balls:  | Draw Controls:<br>Free Positions:<br>Caused Turnovers:   |
|  | <b>8 KATE HAFFENREFFER • Defense/Midfield • So. • Greenwich, Conn.</b> <ul style="list-style-type: none"><li>Appeared in nine games for Vandy, picking up six draw controls in 2024</li><li>Had three draw controls against Kennesaw State (March 2, 2024)</li><li>Parents are Lara Spencer and David Haffenreffer</li></ul>  | <b>Career Bests</b><br>Goals:<br>Points:<br>Assists:<br>Ground balls:  | Draw Controls: 3 vs. Kennesaw State (3.2.24)<br>Free Positions:<br>Caused Turnovers:   |
|  | <b>9 KATHERINE ERNST • Midfield/Defense • Jr. • Bryn Mawr, Pa.</b> <ul style="list-style-type: none"><li>Made first start of 2025 at East Carolina</li><li>Picked up first two draw controls of season at Coastal Carolina</li><li>Appeared in 15 games (two starts) and registered 22 draw controls in last season</li><li>Tallied a career-high six draw controls against Cincinnati (April 27, 2024)</li></ul> | <b>Career Bests</b><br>Goals:<br>Points:<br>Assists:<br>Ground balls:  | Draw Controls: 6 vs. Cincinnati (4.27.24)<br>Free Positions:<br>Caused Turnovers:  |
|  | <b>10 ANNA TARABOLETTI • Midfield • So. • Ponte Verde Beach, Fla.</b> <ul style="list-style-type: none"><li>Appeared in all 17 games (six starts) during freshman campaign</li><li>Tallied 11 goals, nine ground balls and three draw controls</li><li>Tallied first career hat trick in win at Butler (Feb. 21, 2024)</li><li>Brother Joe plays lacrosse at Denver</li></ul>                                     | <b>Career Bests</b><br>Goals: 3 at Butler (2.21.24)<br>Points: 4 at Mercer (2.19.25)<br>Assists: 2 (2x) MR at Lindenwood (4.16.25)<br>Ground balls: 3 vs. Mercer (3.13.24)   | Draw Controls: 3 at Mercer (2.19.25)<br>Free Positions: 1 at Butler (2.21.24)<br>Caused Turnovers: 1 (7x) MR: at Lindenwood (4.16.25)                            |
|  | <b>11 KEMPER ROBINSON • Midfield • Sr. • Ownings Mills, Md.</b> <ul style="list-style-type: none"><li>2024, 2025 Team Captain</li><li>Named 2025 AAC All-Conference Preseason (unanimous)</li><li>Named 2025 AAC Preseason Midfielder of the Year</li><li>Started all 17 games in 2024, posting 38 goals and eight assists for 46 points</li></ul>  | <b>Career Bests</b><br>Goals: 5 (3x) MR: vs. Rider (3.18.25)<br>Points: 6 vs. Rider (3.18.25)<br>Assists: 1 (14x)<br>Ground balls: 5 (2x) MR vs. Temple (4.5.25)   | Draw Controls: 6 at Butler (2.21.24)<br>Free Positions: 2 vs. Clemson (2.12.25)<br>Caused Turnovers: 6 (2x) MR vs. Temple (4.5.25)                               |














# VANDERBILT LACROSSE

|  |   |  |   |
|--|---|--|---|
|    | <b>12 AMIAH TURNER • Defense • Jr. • Silver Springs, Md.</b> <ul style="list-style-type: none"><li>Made first Vanderbilt start at Cincinnati (2/8/25)</li><li>Appeared in five games, picking up two ground balls in 2024</li></ul>   | <b>Career Bests</b><br>Goals:<br>Points:<br>Assists:<br>Ground balls: 2 (4x) MR:vs. Xavier (4.23.25)   | Draw Controls:<br>Free Positions:<br>Caused Turnovers: 2 vs. Rider (3.18.25)  |
|    | <b>13 MORGAN WHITE • Midfielder • So. • Milton, Ontario</b> <ul style="list-style-type: none"><li>Appeared in nine games in 2024</li><li>Scored first collegiate goal off a free position at No. 15 Johns Hopkins</li><li>Won a silver medal with Canada Lacrosse in Hong Kong at 2024 World Lacrosse Women's U20 Championship</li></ul>  | <b>Career Bests</b><br>Goals: 1 at Johns Hopkins (3.6.24)<br>Points: 1 at Johns Hopkins (3.6.24)<br>Assists:<br>Ground balls: 1 (2x) MR: at Penn State (4.3.24)                            | Draw Controls: 1 at Johns Hopkins (3.6.24)<br>Free Positions: 1 at Johns Hopkins (3.6.24)<br>Caused Turnovers: 1 vs. Coastal Carolina (4.10.24)                     |
|    | <b>14 ANNA SZPORN • Midfield • Fr. • Morristown, N.J.</b> <ul style="list-style-type: none"><li>Scored first college goal and dished first assist against Clemson</li><li>Attended Morristown HS and played club for Building Blocks Lacrosse</li><li>2022 New Jersey Group 4 State Champion</li></ul>  | <b>Career Bests</b><br>Goals: 1 (2x) MR: at Lindenwood (4.16.25)<br>Points: 2 vs. Clemson (2.12.25)<br>Assists: 1 vs. Clemson (2.12.25)<br>Ground balls: 3 at Lindenwood (4.16.25)         | Draw Controls: 2 at Lindenwood (4.16.25)<br>Free Positions:<br>Caused Turnovers: 1 at Lindenwood (4.16.25)  |
|    | <b>15 LOGAN RISENHOOVER • Midfielder • Jr. • Southlake, Texas</b> <ul style="list-style-type: none"><li>2025 Team Captain</li><li>Suffered season ending injury</li><li>Appeared in all 17 games (two starts) and had 14 goals and five assists in 2024</li><li>Registered first hat trick of career against East Carolina (April 13, 2024)</li></ul>                             | <b>Career Bests</b><br>Goals: 3 vs. Cincinnati (4.27.24)<br>Points: 4 vs. Cincinnati (4.27.24)<br>Assists: 2 vs. East Carolina (4.13.24)<br>Ground balls: 6 vs. Coastal Carolina (4.10.24) | Draw Controls: 2 (2x) MR: vs. Coastal Carolina (4.10.24)<br>Free Positions: 1 (2x) MR: vs. East Carolina (4.13.24)<br>Caused Turnovers: 2 at Johns Hopkins (3.6.24) |
|   | <b>16 BAILEY LOWER • Attack • Fr. • Nantucket, Mass.</b> <ul style="list-style-type: none"><li>First collegiate start at East Carolina</li><li>First collegiate hat trick came against Rider</li><li>Scored first collegiate goal at Mercer</li><li>Attended Nantucket High School and played for Mass Elite, US Lacrosse All-American 2023</li></ul>                             | <b>Career Bests</b><br>Goals: 3 vs. Rider (3.18.25)<br>Points: 3 vs. Rider (3.18.25)<br>Assists:<br>Ground balls: 1 (2x) MR: at South Florida (3.29.25)                                    | Draw Controls: 9 at East Carolina (4.12.25)<br>Free Positions: 1 at East Carolina (4.12.25)<br>Caused Turnovers: 1 (3x) MR: vs Temple (4.5.25)                      |
|  | <b>17 KIERA RUNSKE • Midfield • Fr. • Satellite Beach, Fla.</b> <ul style="list-style-type: none"><li>Made first collegiate start at Arizona State</li><li>Attended Vero Beach Senior High School and played for Florida Select</li><li>Represents the Swedish National Team</li></ul>  | <b>Career Bests</b><br>Goals:<br>Points:<br>Assists:<br>Ground balls: 1 at Lindenwood (4.16.25)  | Draw Controls: 4 (2x) MR: at South Florida (3/29/25)<br>Free Positions:<br>Caused Turnovers: 1 (2x) MR: vs. Xavier (4.23.25)  |
|  | <b>18 LAUREN BROWN • Attack • So. • Tampa, Fla.</b> <ul style="list-style-type: none"><li>Made season debut at Coastal Carolina</li><li>Saw action in one game at No. 16 Johns Hopkins during 2024</li></ul>  | <b>Career Bests</b><br>Goals:<br>Points:<br>Assists:<br>Ground balls:  | Draw Controls:<br>Free Positions:<br>Caused Turnovers:  |
|  | <b>19 AVERY MORTON • Attack • So. • Waterloo, Ontario</b> <ul style="list-style-type: none"><li>Dished a career-high three assists against Rider</li><li>Scored first collegiate goal at Mercer</li><li>Won a silver medal with Canada Lacrosse in Hong Kong at 2024 World Lacrosse Women's U20 Championship</li></ul>  | <b>Career Bests</b><br>Goals: 1 (4x) MR: vs. Xavier (4.23.25)<br>Points: 3 vs. Rider (3.18.25)<br>Assists: 3 vs. Rider (3.18.25)<br>Ground balls: 1 (4x) MR: vs. Xavier (4.23.25)          | Draw Controls: 1 (2x) MR: vs. Florida (3.30.24)<br>Free Positions:<br>Caused Turnovers:   |
|  | <b>20 IZZY HUGHES • Midfield • Fr. • Winter Park, Fla.</b> <ul style="list-style-type: none"><li>Plans to redshirt for the 2025 season</li><li>2x USA Lacrosse All-American (2024, 2023)</li><li>2x Player of the Year (2024, 2023)</li><li>2x Orlando Sentinel Girls Lacrosse Player of the Year (2024, 2023)</li></ul>  | <b>Career Bests</b><br>Goals:<br>Points:<br>Assists:<br>Ground balls:  | Draw Controls:<br>Free Positions:<br>Caused Turnovers:  |
|  | <b>21 ELISE BIALECKI • Defense • Sr. • Littleton, Colo.</b> <ul style="list-style-type: none"><li>2025 Team Captain</li><li>Started all 17 games for Vandy and picked up 16 ground balls with 17 caused turnovers in 2024</li><li>Arrived to Vandy from Pittsburgh ahead of the 2024 season</li></ul>   | <b>Career Bests</b><br>Goals:<br>Points:<br>Assists:<br>Ground balls: 4 at East Carolina (4.12.25)   | Draw Controls: 3 (2x) MR: vs. Cincinnati (4.27.24)<br>Free Positions:<br>Caused Turnovers: 4 vs. Louisville (3.5.25)  |
|  | <b>22 SAMMY NUCHOW • Attack • Sr. • Los Angeles, Calif.</b> <ul style="list-style-type: none"><li>Scored first goal of 2025 season at Mercer</li><li>Appeared in all 17 games (11 starts) posting three goals and 14 assists in 2024</li><li>Posted a career-high tying five assists in win at Xavier (March 20, 2024)</li><li>Twin sister, Jackie, is also on the team</li></ul> | <b>Career Bests</b><br>Goals: 2 vs. Towson (3.21.23)<br>Points: 7 vs. Towson (3.21.23)<br>Assists: 5 (2x) MR: at Xavier (3.20.24)<br>Ground balls: 2 v. Florida (3.30.24)                  | Draw Controls: 1 at Xavier (3.20.24)<br>Free Positions: 1 (3x) MR: vs. Xavier (4.23.25)<br>Caused Turnovers: 1 (4x) MR: vs. Xavier (4.23.25)                        |












# VANDERBILT LACROSSE

|  |   |   |
|--|---|---|
|    | <b>23 JACKIE NUCHOW • Defense • Sr. • Los Angeles, Calif.</b> <ul style="list-style-type: none"><li>• Appeared in one game in 2024</li><li>• Twin sister, Sammy, is also on the team</li></ul>  | <b>Career Bests</b><br>Goals:<br>Points:<br>Assists:<br>Ground balls: 1 at Florida (4.22.23)<br><br>Draw Controls:<br>Free Positions:<br>Caused Turnovers: 1 at Lindenwood (4.16.25)  |
|    | <b>24 MOLLY JOYCE • Goalie • Jr. • Macedon, N.Y.</b> <ul style="list-style-type: none"><li>• Made first Vanderbilt start at Cincinnati (2/8/25)</li><li>• Appeared in one game at No. 15 Johns Hopkins making two saves (March 6, 2024)</li><li>• Older brother Jack played lacrosse at SUNY Geneseo</li></ul>  | <b>Career Bests</b><br>Saves: 14 at Denver (2.16.25)<br>Ground balls: 4 at Coastal Carolina (3.12.25)   |
|    | <b>25 SHEA PANZIK • Attack • Fr. • Manhasset, N.Y.</b> <ul style="list-style-type: none"><li>• First multi-score game came at Mercer</li><li>• Scored first college goal and dished two assists against Clemson</li><li>• Attended Manhasset High School and played club for LI Yellow Jackets, played lacrosse and field hockey in high school, 2x All County Lacrosse and Field Hockey</li></ul>                | <b>Career Bests</b><br>Goals: 2 at Mercer (2.19.25)<br>Points: 3 (2x) MR: at Mercer (2.19.25)<br>Assists: 2 vs. Clemson (2.12.25)<br>Ground balls: 2 at Coastal Carolina (3.12.25)<br><br>Draw Controls:<br>Free Positions:<br>Caused Turnovers: 1 at Coastal Carolina (3.12.25)  |
|    | <b>26 KATIE PORETSKY • Defense • Gr. • Dix Hills, N.Y. // Stony Brook</b> <ul style="list-style-type: none"><li>• First career Vanderbilt start came against Rider</li><li>• Transferred to Vandy ahead of 2025 from Stony Brook</li></ul>  | <b>Career Bests</b><br>Goals:<br>Points:<br>Assists:<br>Ground balls: 1 (3x) MR: vs. Xavier (4.23.25)<br><br>Draw Controls: 1 vs. Rider (3.18.25)<br>Free Positions:<br>Caused Turnovers: 1 at South Florida (3.29.25)  |
|   | <b>27 JISELLE JENKINS • Defense • Fr. • Chevy Chase, Md.</b> <ul style="list-style-type: none"><li>• Made season debut at Coastal Carolina</li><li>• Attended Bullis for high school and played club for Capital Lacrosse</li><li>• Played both lacrosse and field hockey in high school, 2x All-ISL Lacrosse (2023, 2024)</li><li>• Sister, Jalin Jenkins, plays college lacrosse at the Naval Academy</li></ul> | <b>Career Bests</b><br>Goals:<br>Points:<br>Assists:<br>Ground balls:<br><br>Draw Controls:<br>Free Positions:<br>Caused Turnovers:   |
|  | <b>28 EMMA DAVIS • Defense • Jr. • Hingham, Mass.</b> <ul style="list-style-type: none"><li>• Made season debut at Coastal Carolina</li><li>• Saw action in six games in 2024</li><li>• Scored first career goal in 2024 season opener against Central Michigan (Feb. 17)</li></ul>   | <b>Career Bests</b><br>Goals: 1 (2x) MR: at Xavier (3.20.24)<br>Points: 1 (2x) MR: at Xavier (3.20.24)<br>Assists:<br>Ground balls: 1 at Penn State (3.8.23)<br><br>Draw Controls: 1 at Xavier (3.20.24)<br>Free Positions: 1 at Xavier (3.20.24)<br>Caused Turnovers:  |
|  | <b>29 JACKIE NORSWORTHY • Midfielder • Gr. • Orlando, Fla. // Florida</b> <ul style="list-style-type: none"><li>• Scored two goals and dished an assist at Coastal Carolina</li><li>• Made first Vandy start at Arizona State</li><li>• Appeared in 13 games for Florida in 2024</li><li>• Won AAC Tournament with Florida in 2024, also went to NCAA Final Four</li></ul>  | <b>Career Bests</b><br>Goals: 2 (2x) MR: at Coastal Carolina (3.12.25)<br>Points: 3 (2x) MR: at Coastal Carolina (3.12.25)<br>Assists: 1 (2x) MR: at Coastal Carolina (3.12.25)<br>Ground balls: 4 at East Carolina (4.12.25)<br><br>Draw Controls: 3 (2x) MR: vs. Ohio State (2.22.25)<br>Free Positions: 1 at East Carolina (4.12.25)<br>Caused Turnovers: 1 at East Carolina (4.12.25) |
|  | <b>30 EMME MARTIN • Goalie • Fr. • Monkton, Md.</b> <ul style="list-style-type: none"><li>• Made first collegiate start at Charlotte</li><li>• Named Inside Lacrosse Women Power 100 Rankings – Class of 2024, coming in at No. 31.</li><li>• Attended Notre Dame Preparatory School and played for M&amp;D</li><li>• 2024 Interscholastic Athletic Association of Maryland's All-Conference Team</li></ul>       | <b>Career Bests</b><br>Saves: 5 at Lindenwood (4.16.25)<br>Ground balls: 1 at Lindenwood (4.16.25)  |
|  | <b>31 COOPER GARRETT • Defense • Sr. • Chevy Chase, Md.</b> <ul style="list-style-type: none"><li>• Missed 2024 season due to injury</li></ul>  | <b>Career Bests</b><br>Goals:<br>Points:<br>Assists:<br>Ground balls:<br><br>Draw Controls:<br>Free Positions:<br>Caused Turnovers:   |
|  | <b>32 GARRISON MORRILL • Attack • Jr. • Baltimore, Md.</b> <ul style="list-style-type: none"><li>• Made season debut at Coastal Carolina</li><li>• Comes from strong family lineage of lacrosse players - both brothers played collegiately, one brother plays pro for Utah Archers. Parents and grandparents also played collegiately</li><li>• Three generations of Lacrosse Hall of Famers</li></ul>           | <b>Career Bests</b><br>Goals:<br>Points:<br>Assists:<br>Ground balls: 1 vs. Rider (3.18.25)<br><br>Draw Controls:<br>Free Positions:<br>Caused Turnovers:   |
|  | <b>33 BROOKE BAKER • Midfielder • Gr. • Raleigh, N.C. // North Carolina</b> <ul style="list-style-type: none"><li>• Named 2025 AAC All-Conference Preseason (unanimous)</li><li>• Started in all 17 games this season in 2024, finished with 39 points off 36 goals and three assists during the 2024 season</li><li>• Posted six hat tricks in 2024</li></ul>  | <b>Career Bests</b><br>Goals: 5 (5x) MR: at Lindenwood (4.16.25)<br>Points: 7 at Arizona State (3.8.25)<br>Assists: 2 (2x) MR: vs. Xavier (4.23.25)<br>Ground balls: 4 vs Louisville (3.5.25)<br><br>Draw Controls: 5 vs. Temple (4.5.25)<br>Free Positions: 4 (2x) MR: at Arizona State (3.8.25)<br>Caused Turnovers: 2 (3x) MR: vs. Xavier (4.23.25)                                    |



# VANDERBILT LACROSSE

|  |   |  |   |
|--|---|--|---|
|    | <b>34 ROCKY McCAULEY • Defense • So. • Houston, Texas</b> <ul style="list-style-type: none"><li>• Saw action in one game against No. 15 Johns Hopkins last season</li><li>• Older sister, Mikela, graduated from the Vandy lacrosse program and now coaches at Eastern Michigan</li></ul>   | <b>Career Bests</b><br>Goals:<br>Points:<br>Assists:<br>Ground balls:  | Draw Controls:<br>Free Positions:<br>Caused Turnovers:  |
|    | <b>35 NANCY HALLERON • Attack • Sr. • Timonium, Md.</b> <ul style="list-style-type: none"><li>• Missed 2024 season due to injury</li><li>• Earned 2023 All-AAC Second Team after a sophomore a campaign that saw 27 points off 22 goals and five assists</li></ul>  | <b>Career Bests</b><br>Goals: 5 (2x) MR: vs. Louisville (2.27.23)<br>Points: 5 (3x) MR: vs. Old Dominion (3.25.23)<br>Assists: 2 vs. Old Dominion (3.25.23)<br>Ground balls: 2 (4x) MR: vs. Xavier (4.23.25) | Draw Controls: 4 at Old Dominion (4.23.22)<br>Free Positions: 2 (2x) MR: vs. Xavier (4.23.25)<br>Caused Turnovers: 1 (4x) at Lindenwood (4.16.25)     |
|    | <b>36 MOLLY FINLAY • Attack • Sr. • Oakton, Va.</b> <ul style="list-style-type: none"><li>• Named 2025 AAC All-Conference Preseason</li><li>• Started all 17 games in 2024, posting 40 points off 30 goals and 10 assists</li><li>• Picked up 39 draw controls and 17 ground balls and caused five turnovers</li></ul>  | <b>Career Bests</b><br>Goals: 5 (2x) MR: at Xavier (3.20.24)<br>Points: 8 vs. Kennesaw State (3.2.24)<br>Assists: 3 (2x) MR: Towson (3.21.23)<br>Ground balls: 2 (9x) MR: at South Florida (3.29.25)         | Draw Controls: 6 vs. Central Michigan (2.17.24)<br>Free Positions: 3 vs. Kennesaw State (3.2.24)<br>Caused Turnovers: 1 (6x)                          |
|    | <b>37 McKENNA HARDEN • Defense • Gr. • New Canaan, Conn. // North Carolina</b> <ul style="list-style-type: none"><li>• Made first Vanderbilt start at Cincinnati (2/8/25)</li><li>• Saw action in 26 games and tallied 12 starts at UNC; 11 of which came last season</li><li>• Posted a career-best seven-caused turnovers during the 2024 season and picked up seven ground ball</li></ul>              | <b>Career Bests</b><br>Goals:<br>Points: 1 vs. Clemson (2.12.25)<br>Assists: 1 vs. Clemson (2.12.25)<br>Ground balls: 3 (2x) MR: vs. Rider (3.18.25)   | Draw Controls: 2 vs. James Madison (3.15.25)<br>Free Positions:<br>Caused Turnovers: 2 at Coastal Carolina (3.12.25)                                  |
|   | <b>39 MADDIE BARKATE • Attack / Draw Specialist • Gr. • San Juan Capistrano, Calif. // Harvard</b> <ul style="list-style-type: none"><li>• Named 2025 AAC All-Conference Preseason</li><li>• Recorded 119 draw controls in 2024, which is the most in modern program history for one season, first in the Ivy League and 10th in the country</li><li>• Father, Harold, played football for UCLA</li></ul> | <b>Career Bests</b><br>Goals: 5 at DART (4.3.22)<br>Points: 5 (4x) MR at Cincinnati (2.8.25)<br>Assists: 3 (2x) MR at Cincinnati (2.8.25)<br>Ground balls: 2 (3x) MR: Columbia (4.20.24)                     | Draw Controls: 14 (2x) MR: vs. Merrimack (4.2.24)<br>Free Positions: 1 (4x) MR: vs. Xavier (4.23.25)<br>Caused Turnovers: (3x) MR: Columbia (4.20.24) |
|  | <b>40 CAELAN JONES • Goalie • So. • Potomac Falls, Va. // Oregon</b> <ul style="list-style-type: none"><li>• Did not appear in any contests last season for Oregon</li><li>• Anchored her high school to back-to-back Virginia 4A state championships in 2021 and 2022</li><li>• Named 4A first-team all-state and was a second-team all-metropolitan selection by the Washington Post in 2022</li></ul>  | <b>Career Bests</b><br>Saves:<br>Ground balls:   |   |
|  | <b>41 ALY MOSS • Defense • Jr. • Huntington, N.Y. // Hofstra</b> <ul style="list-style-type: none"><li>• First Vandy start came at Arizona State</li><li>• Made Vandy debut against Louisville</li><li>• Saw action in 18 games (13 starts) for Hofstra</li><li>• Picked up 11 ground balls and caused seven turnovers during her sophomore campaign</li></ul>  | <b>Career Bests</b><br>Goals:<br>Points:<br>Assists:<br>Ground balls: 3 at Delaware (4.14.24)  | Draw Controls: 1 vs. Drexel (5.2.24)<br>Free Positions:<br>Caused Turnovers: 1 (2x) MR: vs Louisville (3/5/25)  |
|  | <b>42 MOLLY KRESTINSKI • Midfield • Jr. • Bronxville, N.Y. // Colgate</b> <ul style="list-style-type: none"><li>• Appeared in all 17 games last season, posting 15 goals and five assists for 19 points</li><li>• First Vandy hat trick came at Stanford last year, tallied another on in the conference opener at Temple</li><li>• Identical twin plays lacrosse as a midfielder at Bucknell</li></ul>   | <b>Career Bests</b><br>Goals: 4 at Coastal Carolina (3.12.25)<br>Points: 5 at Coastal Carolina (3.12.25)<br>Assists: 1 (7x) MR: vs. Xavier (4.23.25)<br>Ground balls: 3 (2x) MR: vs. Rider (3.18.25)         | Draw Controls: 5 vs. Rider (3.18.25)<br>Free Positions: 1 (5x) MR: vs. Rider (3.18.25)<br>Caused Turnovers: 2 at Cincinnati (2.8.25)                  |
|  | <b>44 ALEXI NOWAKOWSKI • Midfield • Fr. • Lewes, Del.</b> <ul style="list-style-type: none"><li>• Plans to redshirt for the 2025 season</li><li>• Attended Cape Henlopen High School and played for ESLC Pirates</li><li>• 2x Kesmodel Award Recipient</li></ul>  | <b>Career Bests</b><br>Goals:<br>Points:<br>Assists:<br>Ground balls:  | Draw Controls:<br>Free Positions:<br>Caused Turnovers:  |



# VANDERBILT LACROSSE

## THE HEWITT FILE:

### PERSONAL:

College: North Carolina (2005)  
One daughter: Keegan  
One son: Kaden

### NOTABLES:

- Third head coach in program history
- Led Vandy to double-digit wins in three of her first four seasons and advanced to the AAC title game in 2022 for first time in program history
- During the 2021 season, Hewitt led Vanderbilt to the NCAA Tournament for the first time since 2010
- In 2020, led the Dores to first top-10 win in six seasons. Vandy finished with a winning season for the first time in nine years
- Hewitt was a part of launching University of Oregon's program where she served as defensive coordinator

### HEWITT'S MILESTONE WINS

- First win at Vandy: Feb. 10, 2019 vs. Wagner, 16-7
- 25th win at Vandy: April 1, 2021 vs. Old Dominion, 16-5
- 50th win at Vandy: April 27, 2024 vs. Cincinnati, 14-9

### ACCOLADES

- Responsible for starting Oregon's lacrosse program in 2005, where she held the title of defensive coordinator
- Never had a losing season as head coach at Le Moyne

### All-Time Winningest Coaches in Vanderbilt History

|   |              |
|---|--------------|
| 1. Cathy Sweezey (1998-2018) .....        | 163-181      |
| 2. <b>Beth Hewitt (2019-current) ....</b> | <b>58-52</b> |
| 3. Wendy Stevens (1996-97) .....          | 20-11        |

### RECORD AS HEAD COACH

7th Season

**Overall:** 120-63

**Vandy:** 58-52 (6 years)

**AAC:** 19-18

**Le Moyne:** 70-20(5 years)

**NE10:** 43-5



Jill Kendall  
Associate Head Coach,  
Recruiting Coordinator



Sophie Leva  
Assistant Coach,  
Defensive Coordinator



Emily Talluto  
Assistant Coach,  
Player Development



# VANDERBILT LACROSSE

## Vanderbilt Combined Team Statistics All games (as of Apr 23, 2025)

| RECORD:        | OVERALL | HOME | AWAY | NEUTRAL |
|----------------|---------|------|------|---------|
| ALL GAMES      | 8-8     | 3-4  | 5-4  | 0-0     |
| CONFERENCE     | 2-3     | 1-1  | 1-2  | 0-0     |
| NON-CONFERENCE | 6-5     | 2-3  | 4-2  | 0-0     |

| Date     | Opponent            |   | Score | Att. |
|----------|---------------------|---|-------|------|
| Feb 08   | at Cincinnati       | W | 13-8  | 123  |
| Feb 12   | #18 CLEMSON         | L | 12-20 | 288  |
| Feb 16   | at Denver           | L | 8-17  | 223  |
| Feb 19   | at Mercer           | W | 19-7  | 135  |
| Feb 22   | #22 OHIO STATE      | L | 8-14  | 362  |
| Mar 05   | LOUISVILLE          | L | 9-13  | 120  |
| Mar 08   | at Arizona State    | L | 15-16 | 476  |
| 03/12/25 | at Coastal Carolina | W | 19-7  | 224  |
| * Mar 15 | #14 JAMES MADISON   | L | 8-20  | 394  |
| Mar 18   | RIDER               | W | 20-13 | 173  |
| * Mar 22 | at Charlotte        | W | 15-14 | 306  |
| * Mar 29 | at USF              | L | 7-17  | 885  |
| * Apr 05 | TEMPLE              | W | 12-11 | 432  |
| * Apr 12 | at ECU              | L | 13-14 | 200  |
| Apr 16   | at Lindenwood       | W | 20-6  | 108  |
| Apr 23   | XAVIER              | W | 18-9  | 228  |

| TEAM STATISTICS        | VANDY   | OPP     |
|------------------------|---------|---------|
| SHOT STATISTICS        |         |         |
| Goals-Shot attempts    | 216-481 | 206-471 |
| Goals scored per game  | 13.50   | 12.88   |
| Shot pct.              | .449    | .437    |
| Shots on goal-Attempts | 368-481 | 347-471 |
| SOG pct.               | .765    | .737    |
| Shots/Game             | 30.1    | 29.4    |
| Assists                | 97      | 94      |
| Free position Made-Att | 45-105  | 35-84   |
| Free position pct.     | .429    | .417    |
| MAN-UP OPPORTUNITIES   |         |         |
| Goals-Opportunities    | 38-3    | 26-3    |
| Conversion Percent     | 12.667  | 8.667   |
| GOAL BREAKDOWN         |         |         |
| Total Goals            | 216     | 206     |
| Man-up                 | 38      | 26      |
| Man-down               | 2       | 3       |
| Free-position          | 45      | 35      |
| Unassisted             | 119     | 112     |
| Overtime               | 0       | 0       |
| Goals scored average   | 13.50   | 12.88   |
| GROUND BALLS           | 258     | 243     |
| DRAW CONTROLS          | 217     | 254     |
| TURNOVERS              | 207     | 249     |
| CAUSED TURNOVERS       | 124     | 108     |
| CLEARs                 | 251-279 | 230-263 |
| Clear Pct.             | .900    | .875    |
| PENALTIES              |         |         |
| Number                 | 3       | 4       |
| Minutes                | 5:00    | 6:00    |
| SHOT CLOCK VIOLATIONS  | 5       | 12      |
| ATTENDANCE             |         |         |
| Total                  | 1997    | 2680    |
| Dates/Avg Per Date     | 7/285   | 9/298   |
| Neutral Site #/Avg     | 0/0     |         |

| ##        | PLAYER            | GP | G   | A  | Pts | Sh  | Up | Dn | GB  | DC  | TO  | CT  |
|-----------|-------------------|----|-----|----|-----|-----|----|----|-----|-----|-----|-----|
| 35        | Nancy Halleron    | 16 | 41  | 4  | 45  | 78  | 8  | 0  | 13  | 3   | 20  | 3   |
| 1         | Jaime Biskup      | 16 | 41  | 17 | 58  | 94  | 6  | 2  | 12  | 4   | 11  | 4   |
| 33        | Brooke Baker      | 15 | 38  | 7  | 45  | 74  | 14 | 0  | 27  | 25  | 14  | 9   |
| 11        | Kemper Robinson   | 16 | 23  | 5  | 28  | 69  | 1  | 0  | 31  | 35  | 15  | 28  |
| 39        | Maddie Barkate    | 15 | 14  | 12 | 26  | 29  | 1  | 0  | 6   | 52  | 16  | 2   |
| 36        | Molly Finlay      | 15 | 10  | 6  | 16  | 33  | 1  | 0  | 8   | 1   | 17  | 2   |
| 3         | Cate Bradley      | 16 | 9   | 14 | 23  | 15  | 3  | 0  | 4   | 0   | 5   | 0   |
| 16        | Bailey Lower      | 12 | 9   | 0  | 9   | 16  | 1  | 0  | 2   | 29  | 9   | 3   |
| 42        | Molly Krestinski  | 12 | 7   | 2  | 9   | 14  | 2  | 0  | 7   | 11  | 8   | 4   |
| 25        | Shea Panzik       | 12 | 5   | 4  | 9   | 13  | 0  | 0  | 3   | 0   | 6   | 1   |
| 29        | Jackie Norsworthy | 12 | 4   | 1  | 5   | 9   | 0  | 0  | 7   | 6   | 5   | 1   |
| 19        | Avery Morton      | 9  | 4   | 5  | 9   | 6   | 1  | 0  | 2   | 0   | 3   | 0   |
| 10        | Anna Taraboletti  | 16 | 4   | 6  | 10  | 9   | 0  | 0  | 6   | 8   | 12  | 5   |
| 22        | Sammy Nuchow      | 16 | 3   | 11 | 14  | 5   | 0  | 0  | 5   | 0   | 7   | 3   |
| 14        | Anna Szporn       | 9  | 2   | 1  | 3   | 7   | 0  | 0  | 4   | 2   | 1   | 1   |
| 4         | Josie Ward        | 7  | 1   | 0  | 1   | 4   | 0  | 0  | 3   | 0   | 2   | 1   |
| 5         | Alex Gladding     | 16 | 1   | 1  | 2   | 1   | 0  | 0  | 31  | 1   | 11  | 17  |
| 23        | Jackie Nuchow     | 2  | 0   | 0  | 0   | 0   | 0  | 0  | 0   | 0   | 0   | 1   |
| 32        | Garrison Morrill  | 4  | 0   | 0  | 0   | 0   | 0  | 0  | 1   | 0   | 1   | 0   |
| 28        | Emma Davis        | 4  | 0   | 0  | 0   | 0   | 0  | 0  | 0   | 0   | 1   | 0   |
| 18        | Lauren Brown      | 3  | 0   | 0  | 0   | 0   | 0  | 0  | 0   | 0   | 0   | 0   |
| 41        | Aly Moss          | 8  | 0   | 0  | 0   | 0   | 0  | 0  | 1   | 0   | 0   | 1   |
| 27        | Jiselle Jenkins   | 1  | 0   | 0  | 0   | 0   | 0  | 0  | 0   | 0   | 0   | 0   |
| 30        | Emme Martin       | 8  | 0   | 0  | 0   | 0   | 0  | 0  | 4   | 0   | 1   | 0   |
| 26        | Katie Poretsky    | 11 | 0   | 0  | 0   | 0   | 0  | 0  | 4   | 1   | 1   | 1   |
| 17        | Kiera Runske      | 11 | 0   | 0  | 0   | 0   | 0  | 0  | 2   | 13  | 2   | 2   |
| 9         | Katherine Ernst   | 12 | 0   | 0  | 0   | 0   | 0  | 0  | 0   | 12  | 1   | 0   |
| 8         | Kate Haffenreffer | 6  | 0   | 0  | 0   | 0   | 0  | 0  | 0   | 3   | 0   | 0   |
| 0         | Zawadi Brown      | 9  | 0   | 0  | 0   | 0   | 0  | 0  | 1   | 4   | 2   | 1   |
| 37        | McKenna Harden    | 16 | 0   | 1  | 1   | 1   | 0  | 0  | 15  | 4   | 6   | 10  |
| 24        | Molly Joyce       | 16 | 0   | 0  | 0   | 0   | 0  | 0  | 19  | 0   | 3   | 1   |
| 21        | Elise Bialecki    | 16 | 0   | 0  | 0   | 0   | 0  | 0  | 22  | 0   | 8   | 13  |
| 15        | Logan Risenhoove  | 3  | 0   | 0  | 0   | 4   | 0  | 0  | 3   | 2   | 1   | 1   |
| 12        | Amiyah Turner     | 16 | 0   | 0  | 0   | 0   | 0  | 0  | 15  | 0   | 4   | 6   |
| 34        | Rocky McCauley    | 2  | 0   | 0  | 0   | 0   | 0  | 0  | 0   | 0   | 0   | 0   |
| Total     |                   | 16 | 216 | 97 | 313 | 481 | 38 | 2  | 258 | 217 | 207 | 124 |
| Opponents |                   | 16 | 206 | 94 | 300 | 471 | 26 | 3  | 243 | 254 | 249 | 108 |

| ##        | Goalie      | GP | Min.   | GA  | GAAvg | Save | Pct  | W-L-T |
|-----------|-------------|----|--------|-----|-------|------|------|-------|
| 24        | Molly Joyce | 16 | 758:23 | 158 | 12.50 | 112  | .415 | 7-5-0 |
| 30        | Emme Martin | 8  | 201:23 | 48  | 14.30 | 29   | .377 | 0-1-0 |
| Total     |             | 16 | 959:46 | 206 | 12.88 | 141  | .406 | 7-6-0 |
| Opponents |             | 16 | 959:46 | 216 | 13.50 | 152  | .413 | 6-7-0 |

| Goals by Period | 1st | 2nd | 3rd | 4th | Total |
|-----------------|-----|-----|-----|-----|-------|
| Vanderbilt      | 58  | 62  | 50  | 46  | 216   |
| Opponents       | 63  | 54  | 53  | 36  | 206   |

| Saves by Period | 1st | 2nd | 3rd | 4th | Total |
|-----------------|-----|-----|-----|-----|-------|
| Vanderbilt      | 41  | 35  | 33  | 32  | 141   |
| Opponents       | 36  | 41  | 41  | 34  | 152   |

| Shots by Period | 1st | 2nd | 3rd | 4th | Total |
|-----------------|-----|-----|-----|-----|-------|
| Vanderbilt      | 112 | 136 | 120 | 113 | 481   |
| Opponents       | 142 | 114 | 116 | 99  | 471   |

| Shots on Goal | 1st | 2nd | 3rd | 4th | Total |
|---------------|-----|-----|-----|-----|-------|
| Vanderbilt    | 94  | 103 | 91  | 80  | 368   |
| Opponents     | 104 | 89  | 86  | 68  | 347   |



# VANDERBILT LACROSSE

## Vanderbilt Lacrosse Overall/Conference Statistics All games (as of Apr 23, 2025)

Overall: 8-8 Conf: 2-3 Home: 3-4 Away: 5-4 Neut: 0-0

### OVERALL

| ##        | Player            | gp-gs | g   | a  | pts | sh  | sh%   | sog | sog%  | to  | ct  | gw | gb  |
|-----------|-------------------|-------|-----|----|-----|-----|-------|-----|-------|-----|-----|----|-----|
| 35        | Nancy Halleron    | 16-16 | 41  | 4  | 45  | 78  | .526  | 60  | .769  | 20  | 3   | 1  | 13  |
| 1         | Jaime Biskup      | 16-16 | 41  | 17 | 58  | 94  | .436  | 69  | .734  | 11  | 4   | 2  | 12  |
| 33        | Brooke Baker      | 15-15 | 38  | 7  | 45  | 74  | .514  | 64  | .865  | 14  | 9   | 1  | 27  |
| 11        | Kemper Robinson   | 16-16 | 23  | 5  | 28  | 69  | .333  | 51  | .739  | 15  | 28  | 1  | 31  |
| 39        | Maddie Barkate    | 15-8  | 14  | 12 | 26  | 29  | .483  | 23  | .793  | 16  | 2   | 0  | 6   |
| 36        | Molly Finlay      | 15-5  | 10  | 6  | 16  | 33  | .303  | 23  | .697  | 17  | 2   | 1  | 8   |
| 3         | Cate Bradley      | 16-4  | 9   | 14 | 23  | 15  | .600  | 12  | .800  | 5   | 0   | 0  | 4   |
| 16        | Bailey Lower      | 12-2  | 9   | 0  | 9   | 16  | .562  | 13  | .812  | 9   | 3   | 2  | 2   |
| 42        | Molly Krestinski  | 12-2  | 7   | 2  | 9   | 14  | .500  | 10  | .714  | 8   | 4   | 0  | 7   |
| 25        | Shea Panzik       | 12-0  | 5   | 4  | 9   | 13  | .385  | 8   | .615  | 6   | 1   | 0  | 3   |
| 29        | Jackie Norsworthy | 12-1  | 4   | 1  | 5   | 9   | .444  | 8   | .889  | 5   | 1   | 0  | 7   |
| 19        | Avery Morton      | 9-0   | 4   | 5  | 9   | 6   | .667  | 5   | .833  | 3   | 0   | 0  | 2   |
| 10        | Anna Taraboletti  | 16-8  | 4   | 6  | 10  | 9   | .444  | 6   | .667  | 12  | 5   | 0  | 6   |
| 22        | Sammy Nuchow      | 16-8  | 3   | 11 | 14  | 5   | .600  | 3   | .600  | 7   | 3   | 0  | 5   |
| 14        | Anna Szporn       | 9-0   | 2   | 1  | 3   | 7   | .286  | 5   | .714  | 1   | 1   | 0  | 4   |
| 4         | Josie Ward        | 7-0   | 1   | 0  | 1   | 4   | .250  | 4   | 1.000 | 2   | 1   | 0  | 3   |
| 5         | Alex Gladding     | 16-16 | 1   | 1  | 2   | 1   | 1.000 | 1   | 1.000 | 11  | 17  | 0  | 31  |
| 23        | Jackie Nuchow     | 2-0   | 0   | 0  | 0   | 0   | .000  | 0   | .000  | 0   | 1   | 0  | 0   |
| 32        | Garrison Morrill  | 4-0   | 0   | 0  | 0   | 0   | .000  | 0   | .000  | 1   | 0   | 0  | 1   |
| 28        | Emma Davis        | 4-0   | 0   | 0  | 0   | 0   | .000  | 0   | .000  | 1   | 0   | 0  | 0   |
| 18        | Lauren Brown      | 3-0   | 0   | 0  | 0   | 0   | .000  | 0   | .000  | 0   | 0   | 0  | 0   |
| 41        | Aly Moss          | 8-1   | 0   | 0  | 0   | 0   | .000  | 0   | .000  | 0   | 1   | 0  | 1   |
| 27        | Jiselle Jenkins   | 1-0   | 0   | 0  | 0   | 0   | .000  | 0   | .000  | 0   | 0   | 0  | 0   |
| 30        | Emme Martin       | 8-2   | 0   | 0  | 0   | 0   | .000  | 0   | .000  | 1   | 0   | 0  | 4   |
| 26        | Katie Poretsky    | 11-2  | 0   | 0  | 0   | 0   | .000  | 0   | .000  | 1   | 1   | 0  | 4   |
| 17        | Kiera Runske      | 11-3  | 0   | 0  | 0   | 0   | .000  | 0   | .000  | 2   | 2   | 0  | 2   |
| 9         | Katherine Ernst   | 12-3  | 0   | 0  | 0   | 0   | .000  | 0   | .000  | 1   | 0   | 0  | 0   |
| 8         | Kate Haffenreffer | 6-0   | 0   | 0  | 0   | 0   | .000  | 0   | .000  | 0   | 0   | 0  | 0   |
| 0         | Zawadi Brown      | 9-0   | 0   | 0  | 0   | 0   | .000  | 0   | .000  | 2   | 1   | 0  | 1   |
| 37        | McKenna Harden    | 16-16 | 0   | 1  | 1   | 1   | .000  | 1   | 1.000 | 6   | 10  | 0  | 15  |
| 24        | Molly Joyce       | 16-14 | 0   | 0  | 0   | 0   | .000  | 0   | .000  | 3   | 1   | 0  | 19  |
| 21        | Elise Bialecki    | 16-16 | 0   | 0  | 0   | 0   | .000  | 0   | .000  | 8   | 13  | 0  | 22  |
| 15        | Logan Risenhoover | 3-2   | 0   | 0  | 0   | 4   | .000  | 2   | .500  | 1   | 1   | 0  | 3   |
| 12        | Amiyah Turner     | 16-16 | 0   | 0  | 0   | 0   | .000  | 0   | .000  | 4   | 6   | 0  | 15  |
| 34        | Rocky McCauley    | 2-0   | 0   | 0  | 0   | 0   | .000  | 0   | .000  | 0   | 0   | 0  | 0   |
| Total     |                   | 16    | 216 | 97 | 313 | 481 | .449  | 368 | .765  | 207 | 124 | 8  | 258 |
| Opponents |                   | 16    | 206 | 94 | 300 | 471 | .437  | 347 | .737  | 249 | 108 | 8  | 243 |

### CONFERENCE

| gp-gs | g  | a  | pts | sh  | sh%   | sog | sog%  | to | ct | gw | gb |
|-------|----|----|-----|-----|-------|-----|-------|----|----|----|----|
| 5-5   | 14 | 2  | 16  | 23  | .609  | 20  | .870  | 8  | 1  | 0  | 3  |
| 5-5   | 13 | 6  | 19  | 31  | .419  | 24  | .774  | 2  | 2  | 0  | 3  |
| 5-5   | 9  | 2  | 11  | 23  | .391  | 18  | .783  | 8  | 3  | 0  | 7  |
| 5-5   | 7  | 1  | 8   | 26  | .269  | 17  | .654  | 7  | 14 | 1  | 12 |
| 5-2   | 1  | 2  | 3   | 2   | .500  | 2   | 1.000 | 2  | 0  | 0  | 2  |
| 4-0   | 2  | 2  | 4   | 7   | .286  | 4   | .571  | 3  | 0  | 0  | 3  |
| 5-2   | 2  | 3  | 5   | 3   | .667  | 2   | .667  | 3  | 0  | 0  | 1  |
| 5-1   | 3  | 0  | 3   | 8   | .375  | 6   | .750  | 3  | 2  | 1  | 2  |
| 3-0   | 0  | 0  | 0   | 3   | .000  | 2   | .667  | 4  | 0  | 0  | 1  |
| 2-0   | 1  | 0  | 1   | 3   | .333  | 2   | .667  | 0  | 0  | 0  | 0  |
| 2-0   | 1  | 0  | 1   | 3   | .333  | 2   | .667  | 2  | 1  | 0  | 4  |
| 4-0   | 1  | 1  | 2   | 1   | 1.000 | 1   | 1.000 | 0  | 0  | 0  | 0  |
| 5-3   | 1  | 0  | 1   | 3   | .333  | 2   | .667  | 1  | 3  | 0  | 1  |
| 5-4   | 0  | 2  | 2   | 0   | .000  | 0   | .000  | 2  | 2  | 0  | 2  |
| 1-0   | 0  | 0  | 0   | 1   | .000  | 1   | 1.000 | 0  | 0  | 0  | 0  |
| -     |    |    |     |     |       |     |       |    |    |    |    |
| 5-5   | 0  | 0  | 0   | 0   | .000  | 0   | .000  | 3  | 3  | 0  | 9  |
| -     |    |    |     |     |       |     |       |    |    |    |    |
| -     |    |    |     |     |       |     |       |    |    |    |    |
| 1-0   | 0  | 0  | 0   | 0   | .000  | 0   | .000  | 0  | 0  | 0  | 0  |
| -     |    |    |     |     |       |     |       |    |    |    |    |
| 2-0   | 0  | 0  | 0   | 0   | .000  | 0   | .000  | 0  | 0  | 0  | 0  |
| -     |    |    |     |     |       |     |       |    |    |    |    |
| 3-2   | 0  | 0  | 0   | 0   | .000  | 0   | .000  | 1  | 0  | 0  | 3  |
| 5-1   | 0  | 0  | 0   | 0   | .000  | 0   | .000  | 1  | 1  | 0  | 3  |
| 4-1   | 0  | 0  | 0   | 0   | .000  | 0   | .000  | 1  | 1  | 0  | 0  |
| 4-1   | 0  | 0  | 0   | 0   | .000  | 0   | .000  | 0  | 0  | 0  | 0  |
| 1-0   | 0  | 0  | 0   | 0   | .000  | 0   | .000  | 0  | 0  | 0  | 0  |
| 3-0   | 0  | 0  | 0   | 0   | .000  | 0   | .000  | 2  | 1  | 0  | 1  |
| 5-5   | 0  | 0  | 0   | 1   | .000  | 1   | 1.000 | 3  | 5  | 0  | 2  |
| 5-3   | 0  | 0  | 0   | 0   | .000  | 0   | .000  | 1  | 0  | 0  | 3  |
| 5-5   | 0  | 0  | 0   | 0   | .000  | 0   | .000  | 3  | 3  | 0  | 6  |
| -     |    |    |     |     |       |     |       |    |    |    |    |
| 5-5   | 0  | 0  | 0   | 0   | .000  | 0   | .000  | 1  | 0  | 0  | 4  |
| -     |    |    |     |     |       |     |       |    |    |    |    |
| 5     | 55 | 21 | 76  | 138 | .399  | 104 | .754  | 68 | 42 | 2  | 72 |
| 5     | 76 | 34 | 110 | 148 | .514  | 111 | .750  | 80 | 32 | 3  | 74 |

### OVERALL

| ##        | Player      | gp-gs | min.   | ga  | gaavg | saves | pct  | w | l | t |
|-----------|-------------|-------|--------|-----|-------|-------|------|---|---|---|
| 24        | Molly Joyce | 16-14 | 758:23 | 158 | 12.50 | 112   | .415 | 7 | 5 | 0 |
| 30        | Emme Martin | 8-2   | 201:23 | 48  | 14.30 | 29    | .377 | 0 | 1 | 0 |
| Total     |             | 16    | 959:46 | 206 | 12.88 | 141   | .406 | 7 | 6 | 0 |
| Opponents |             | 16    | 959:46 | 216 | 13.50 | 152   | .413 | 6 | 7 | 0 |

### CONFERENCE

| gp-gs | min.   | ga | gaavg | saves | pct  | w | l | t |
|-------|--------|----|-------|-------|------|---|---|---|
| 5-3   | 207:30 | 45 | 13.01 | 23    | .338 | 1 | 1 | 0 |
| 3-2   | 92:30  | 31 | 20.11 | 12    | .279 | 0 | 1 | 0 |
| 5     | 300:00 | 76 | 15.20 | 35    | .315 | 1 | 2 | 0 |
| 5     | 300:00 | 55 | 11.00 | 49    | .471 | 2 | 1 | 0 |

| Goals by Period | 1st | 2nd | 3rd | 4th | Total |
|-----------------|-----|-----|-----|-----|-------|
| Vanderbilt      | 58  | 62  | 50  | 46  | 216   |
| Opponents       | 63  | 54  | 53  | 36  | 206   |

| Goals by Period | 1st | 2nd | 3rd | 4th | Total |
|-----------------|-----|-----|-----|-----|-------|
| Vanderbilt      | 17  | 13  | 13  | 12  | 55    |
| Opponents       | 27  | 20  | 17  | 12  | 76    |

| Shots by Period | 1st | 2nd | 3rd | 4th | Total |
|-----------------|-----|-----|-----|-----|-------|
| Vanderbilt      | 112 | 136 | 120 | 113 | 481   |
| Opponents       | 142 | 114 | 116 | 99  | 471   |

| Shots by Period | 1st | 2nd | 3rd | 4th | Total |
|-----------------|-----|-----|-----|-----|-------|
| Vanderbilt      | 35  | 36  | 33  | 34  | 138   |
| Opponents       | 50  | 41  | 32  | 25  | 148   |

| Saves by Period | 1st | 2nd | 3rd | 4th | Total |
|-----------------|-----|-----|-----|-----|-------|
| Vanderbilt      | 41  | 35  | 33  | 32  | 141   |
| Opponents       | 36  | 41  | 41  | 34  | 152   |

| Saves by Period | 1st | 2nd | 3rd | 4th | Total |
|-----------------|-----|-----|-----|-----|-------|
| Vanderbilt      | 10  | 10  | 8   | 7   | 35    |
| Opponents       | 12  | 13  | 14  | 10  | 49    |

| Attendance Summary | VANDY | Opponent |
|--------------------|-------|----------|
| Total              | 1997  | 2680     |
| Dates/Avg Per Date | 7/285 | 9/298    |
| Neutral Site #/Avg | 0/0   |          |

| Attendance Summary | VANDY | Opponent |
|--------------------|-------|----------|
| Total              | 826   | 1391     |
| Dates/Avg Per Date | 2/413 | 3/464    |
| Neutral Site #/Avg | 0/0   |          |



# VANDERBILT LACROSSE

## Vanderbilt Overall Individual Statistics All games (as of Apr 23, 2025)

Overall: 8-8 Conf: 2-3 Home: 3-4 Away: 5-4 Neut: 0-0

| ##        | Player            | gp-gs | g   | a  | pts | sh  | sh%   | sog | sog%  | up | dn | fpg-fps | gb  | dc  | t/o | ct  | pen-min | foul |
|-----------|-------------------|-------|-----|----|-----|-----|-------|-----|-------|----|----|---------|-----|-----|-----|-----|---------|------|
| 1         | Jaime Biskup      | 16-16 | 41  | 17 | 58  | 94  | .436  | 69  | .734  | 6  | 2  | 5-16    | 12  | 4   | 11  | 4   | -       | 3    |
| 35        | Nancy Halleron    | 16-16 | 41  | 4  | 45  | 78  | .526  | 60  | .769  | 8  | 0  | 7-13    | 13  | 3   | 20  | 3   | -       | 1    |
| 33        | Brooke Baker      | 15-15 | 38  | 7  | 45  | 74  | .514  | 64  | .865  | 14 | 0  | 15-28   | 27  | 25  | 14  | 9   | 1-1.0   | 9    |
| 11        | Kemper Robinson   | 16-16 | 23  | 5  | 28  | 69  | .333  | 51  | .739  | 1  | 0  | 5-15    | 31  | 35  | 15  | 28  | -       | 8    |
| 39        | Maddie Barkate    | 15-8  | 14  | 12 | 26  | 29  | .483  | 23  | .793  | 1  | 0  | 4-9     | 6   | 52  | 16  | 2   | -       | 2    |
| 36        | Molly Finlay      | 15-5  | 10  | 6  | 16  | 33  | .303  | 23  | .697  | 1  | 0  | 3-10    | 8   | 1   | 17  | 2   | 1-2.0   | 4    |
| 3         | Cate Bradley      | 16-4  | 9   | 14 | 23  | 15  | .600  | 12  | .800  | 3  | 0  | -       | 4   | 0   | 5   | 0   | -       | 0    |
| 16        | Bailey Lower      | 12-2  | 9   | 0  | 9   | 16  | .562  | 13  | .812  | 1  | 0  | 1-2     | 2   | 29  | 9   | 3   | -       | 4    |
| 42        | Molly Krestinski  | 12-2  | 7   | 2  | 9   | 14  | .500  | 10  | .714  | 2  | 0  | 3-3     | 7   | 11  | 8   | 4   | -       | 1    |
| 25        | Shea Panzik       | 12-0  | 5   | 4  | 9   | 13  | .385  | 8   | .615  | 0  | 0  | 0-3     | 3   | 0   | 6   | 1   | -       | 0    |
| 29        | Jackie Norsworthy | 12-1  | 4   | 1  | 5   | 9   | .444  | 8   | .889  | 0  | 0  | 1-2     | 7   | 6   | 5   | 1   | -       | 5    |
| 10        | Anna Taraboletti  | 16-8  | 4   | 6  | 10  | 9   | .444  | 6   | .667  | 0  | 0  | -       | 6   | 8   | 12  | 5   | -       | 6    |
| 19        | Avery Morton      | 9-0   | 4   | 5  | 9   | 6   | .667  | 5   | .833  | 1  | 0  | -       | 2   | 0   | 3   | 0   | -       | 0    |
| 22        | Sammy Nuchow      | 16-8  | 3   | 11 | 14  | 5   | .600  | 3   | .600  | 0  | 0  | 1-1     | 5   | 0   | 7   | 3   | -       | 1    |
| 14        | Anna Szporn       | 9-0   | 2   | 1  | 3   | 7   | .286  | 5   | .714  | 0  | 0  | -       | 4   | 2   | 1   | 1   | -       | 1    |
| 4         | Josie Ward        | 7-0   | 1   | 0  | 1   | 4   | .250  | 4   | 1.000 | 0  | 0  | -       | 3   | 0   | 2   | 1   | -       | 0    |
| 5         | Alex Gladding     | 16-16 | 1   | 1  | 2   | 1   | 1.000 | 1   | 1.000 | 0  | 0  | -       | 31  | 1   | 11  | 17  | 1-2.0   | 20   |
| 30        | Emme Martin       | 8-2   | 0   | 0  | 0   | 0   | .000  | 0   | .000  | 0  | 0  | -       | 4   | 0   | 1   | 0   | -       | 0    |
| 24        | Molly Joyce       | 16-14 | 0   | 0  | 0   | 0   | .000  | 0   | .000  | 0  | 0  | -       | 19  | 0   | 3   | 1   | -       | 0    |
| 15        | Logan Risenhoover | 3-2   | 0   | 0  | 0   | 4   | .000  | 2   | .500  | 0  | 0  | 0-3     | 3   | 2   | 1   | 1   | -       | 1    |
| 21        | Elise Bialecki    | 16-16 | 0   | 0  | 0   | 0   | .000  | 0   | .000  | 0  | 0  | -       | 22  | 0   | 8   | 13  | -       | 12   |
| 12        | Amiyah Turner     | 16-16 | 0   | 0  | 0   | 0   | .000  | 0   | .000  | 0  | 0  | -       | 15  | 0   | 4   | 6   | -       | 9    |
| 37        | McKenna Harden    | 16-16 | 0   | 1  | 1   | 1   | .000  | 1   | 1.000 | 0  | 0  | -       | 15  | 4   | 6   | 10  | -       | 19   |
| 0         | Zawadi Brown      | 9-0   | 0   | 0  | 0   | 0   | .000  | 0   | .000  | 0  | 0  | -       | 1   | 4   | 2   | 1   | -       | 0    |
| 8         | Kate Haffenreffer | 6-0   | 0   | 0  | 0   | 0   | .000  | 0   | .000  | 0  | 0  | -       | 0   | 3   | 0   | 0   | -       | 0    |
| 9         | Katherine Ernst   | 12-3  | 0   | 0  | 0   | 0   | .000  | 0   | .000  | 0  | 0  | -       | 0   | 12  | 1   | 0   | -       | 1    |
| 17        | Kiera Runske      | 11-3  | 0   | 0  | 0   | 0   | .000  | 0   | .000  | 0  | 0  | -       | 2   | 13  | 2   | 2   | -       | 5    |
| 26        | Katie Poretsky    | 11-2  | 0   | 0  | 0   | 0   | .000  | 0   | .000  | 0  | 0  | -       | 4   | 1   | 1   | 1   | -       | 2    |
| 34        | Rocky McCauley    | 2-0   | 0   | 0  | 0   | 0   | .000  | 0   | .000  | 0  | 0  | -       | 0   | 0   | 0   | 0   | -       | 0    |
| 27        | Jiselle Jenkins   | 1-0   | 0   | 0  | 0   | 0   | .000  | 0   | .000  | 0  | 0  | -       | 0   | 0   | 0   | 0   | -       | 0    |
| 41        | Aly Moss          | 8-1   | 0   | 0  | 0   | 0   | .000  | 0   | .000  | 0  | 0  | -       | 1   | 0   | 0   | 1   | -       | 4    |
| 18        | Lauren Brown      | 3-0   | 0   | 0  | 0   | 0   | .000  | 0   | .000  | 0  | 0  | -       | 0   | 0   | 0   | 0   | -       | 0    |
| 28        | Emma Davis        | 4-0   | 0   | 0  | 0   | 0   | .000  | 0   | .000  | 0  | 0  | -       | 0   | 0   | 1   | 0   | -       | 0    |
| 23        | Jackie Nuchow     | 2-0   | 0   | 0  | 0   | 0   | .000  | 0   | .000  | 0  | 0  | -       | 0   | 0   | 0   | 1   | -       | 0    |
| 32        | Garrison Morrill  | 4-0   | 0   | 0  | 0   | 0   | .000  | 0   | .000  | 0  | 0  | -       | 1   | 0   | 1   | 0   | -       | 0    |
| Total     |                   | 16    | 216 | 97 | 313 | 481 | .449  | 368 | .765  | 38 | 2  | 45-105  | 258 | 217 | 207 | 124 | 3-5.0   | 241  |
| Opponents |                   | 16    | 206 | 94 | 300 | 471 | .437  | 347 | .737  | 26 | 3  | 35-84   | 243 | 254 | 249 | 108 | 4-6.0   | 280  |

| ##        | Goalie      | gp-gs | min    | ga  | gaavg | saves | pct  | w | l | t |
|-----------|-------------|-------|--------|-----|-------|-------|------|---|---|---|
| 24        | Molly Joyce | 16-14 | 758:23 | 158 | 12.50 | 112   | .415 | 7 | 5 | 0 |
| 30        | Emme Martin | 8-2   | 201:23 | 48  | 14.30 | 29    | .377 | 0 | 1 | 0 |
| Total     |             | 16    | 959:46 | 206 | 12.88 | 141   | .406 | 7 | 6 | 0 |
| Opponents |             | 16    | 959:46 | 216 | 13.50 | 152   | .413 | 6 | 7 | 0 |

| Goals by Period | 1st | 2nd | 3rd | 4th | Total |
|-----------------|-----|-----|-----|-----|-------|
| Vanderbilt      | 58  | 62  | 50  | 46  | 216   |
| Opponents       | 63  | 54  | 53  | 36  | 206   |

| Saves by Period | 1st | 2nd | 3rd | 4th | Total |
|-----------------|-----|-----|-----|-----|-------|
| Vanderbilt      | 41  | 35  | 33  | 32  | 141   |
| Opponents       | 36  | 41  | 41  | 34  | 152   |

| Shots by Period | 1st | 2nd | 3rd | 4th | Total |
|-----------------|-----|-----|-----|-----|-------|
| Vanderbilt      | 112 | 136 | 120 | 113 | 481   |
| Opponents       | 142 | 114 | 116 | 99  | 471   |

| Attendance Summary | VANDY | Opponent |
|--------------------|-------|----------|
| Total              | 1997  | 2680     |
| Dates/Avg Per Date | 7/285 | 9/298    |
| Neutral Site #/Avg | 0/0   |          |

| Shots on Goal | 1st | 2nd | 3rd | 4th | Total |
|---------------|-----|-----|-----|-----|-------|
| Vanderbilt    | 94  | 103 | 91  | 80  | 368   |
| Opponents     | 104 | 89  | 86  | 68  | 347   |



# VANDERBILT LACROSSE

## Vanderbilt Team Game-by-Game All games (as of Apr 23, 2025)

### TEAM STATISTICS

| Date         | Opponent         | Score | G       | A   | Pts | Sh  | Sog | UP  | DN | fpg-fps  | GB  | DC  | TO  | CT  | Pen-Min | Fo  |
|--------------|------------------|-------|---------|-----|-----|-----|-----|-----|----|----------|-----|-----|-----|-----|---------|-----|
| Feb 08, 2025 | Cincinnati       | 13-8  | 13      | 4   | 17  | 26  | 20  | 4   | 0  | 4-10     | 19  | 13  | 24  | 12  | 0-0.0   | 8   |
| Feb 12, 2025 | CLEMSON          | 12-20 | 12      | 7   | 19  | 19  | 16  | 1   | 0  | 4-6      | 14  | 14  | 16  | 8   | 0-0.0   | 13  |
| Feb 16, 2025 | Denver           | 8-17  | 8       | 4   | 12  | 30  | 18  | 3   | 0  | 4-15     | 13  | 16  | 16  | 3   | 0-0.0   | 13  |
| Feb 19, 2025 | Mercer           | 19-7  | 19      | 9   | 28  | 36  | 27  | 4   | 0  | 1-5      | 15  | 17  | 9   | 4   | 0-0.0   | 12  |
| Feb 22, 2025 | OHIO STATE       | 8-14  | 8       | 3   | 11  | 31  | 22  | 3   | 0  | 3-9      | 12  | 15  | 8   | 5   | 0-0.0   | 15  |
| Mar 05, 2025 | LOUISVILLE       | 9-13  | 9       | 5   | 14  | 31  | 25  | 2   | 0  | 1-5      | 20  | 9   | 11  | 9   | 0-0.0   | 15  |
| Mar 08, 2025 | Arizona State    | 15-16 | 15      | 4   | 19  | 30  | 22  | 4   | 1  | 7-10     | 14  | 11  | 9   | 2   | 0-0.0   | 23  |
| 03/12/25     | Coastal Carolina | 19-7  | 19      | 9   | 28  | 36  | 27  | 1   | 0  | 2-3      | 16  | 7   | 6   | 9   | 0-0.0   | 9   |
| Mar 15, 2025 | JAMES MADISON    | 8-20  | 8       | 5   | 13  | 24  | 18  | 2   | 0  | 2-7      | 7   | 6   | 10  | 6   | 0-0.0   | 16  |
| Mar 18, 2025 | RIDER            | 20-13 | 20      | 13  | 33  | 34  | 27  | 4   | 1  | 1-2      | 14  | 18  | 14  | 10  | 0-0.0   | 32  |
| Mar 22, 2025 | Charlotte        | 15-14 | 15      | 5   | 20  | 30  | 25  | 4   | 0  | 3-6      | 14  | 20  | 13  | 7   | 0-0.0   | 9   |
| Mar 29, 2025 | USF              | 7-17  | 7       | 2   | 9   | 19  | 16  | 0   | 0  | 1-3      | 17  | 9   | 22  | 8   | 3-5.0   | 21  |
| Apr 05, 2025 | TEMPLE           | 12-11 | 12      | 6   | 18  | 32  | 23  | 2   | 0  | 0-3      | 16  | 14  | 10  | 10  | 0-0.0   | 14  |
| Apr 12, 2025 | ECU              | 13-14 | 13      | 3   | 16  | 33  | 22  | 0   | 0  | 5-9      | 18  | 18  | 13  | 11  | 0-0.0   | 13  |
| Apr 16, 2025 | Lindenwood       | 20-6  | 20      | 11  | 31  | 36  | 33  | 1   | 0  | 2-4      | 23  | 16  | 14  | 11  | 0-0.0   | 12  |
| Apr 23, 2025 | XAVIER           | 18-9  | 18      | 7   | 25  | 34  | 27  | 3   | 0  | 5-8      | 26  | 14  | 12  | 9   | 0-0.0   | 16  |
| Vanderbilt   |                  |       | 216-206 | 216 | 97  | 313 | 481 | 368 | 38 | 2 45-105 | 258 | 217 | 207 | 124 | 3-5.0   | 241 |
|              |                  |       |         | 206 | 94  | 300 | 471 | 347 | 26 | 3 35-84  | 243 | 254 | 249 | 108 | 4-6.0   | 280 |

### TEAM PER-GAME

Games played: 16

Shots per game: 30.06; Goals per game: 13.50

Assists per game: 6.06; Points per game: 19.56

Shot pct: .449; SOG pct: .765

Faceoff W-L pct: .000; Clear pct: 0.900

| Date         | Opponent         | Score   | Minutes | GA  | GAAvg | Saves | Save% | W | L | T |
|--------------|------------------|---------|---------|-----|-------|-------|-------|---|---|---|
| Feb 08, 2025 | Cincinnati       | 13-8    | 59:46   | 8   | 8.03  | 7     | .467  | 1 | 0 | 0 |
| Feb 12, 2025 | CLEMSON          | 12-20   | 60:00   | 20  | 14.03 | 7     | .259  | 0 | 1 | 0 |
| Feb 16, 2025 | Denver           | 8-17    | 60:00   | 17  | 15.02 | 14    | .452  | 0 | 1 | 0 |
| Feb 19, 2025 | Mercer           | 19-7    | 60:00   | 7   | 13.01 | 12    | .632  | 1 | 0 | 0 |
| Feb 22, 2025 | OHIO STATE       | 8-14    | 60:00   | 14  | 13.21 | 8     | .364  | 0 | 1 | 0 |
| Mar 05, 2025 | LOUISVILLE       | 9-13    | 60:00   | 13  | 13.18 | 10    | .435  | 0 | 0 | 0 |
| Mar 08, 2025 | Arizona State    | 15-16   | 60:00   | 16  | 13.58 | 10    | .385  | 0 | 1 | 0 |
| 03/12/25     | Coastal Carolina | 19-7    | 60:00   | 7   | 12.76 | 10    | .588  | 1 | 0 | 0 |
| Mar 15, 2025 | JAMES MADISON    | 8-20    | 60:00   | 20  | 13.56 | 12    | .375  | 0 | 0 | 0 |
| Mar 18, 2025 | RIDER            | 20-13   | 60:00   | 13  | 13.51 | 9     | .409  | 1 | 0 | 0 |
| Mar 22, 2025 | Charlotte        | 15-14   | 60:00   | 14  | 13.55 | 5     | .263  | 1 | 0 | 0 |
| Mar 29, 2025 | USF              | 7-17    | 60:00   | 17  | 13.84 | 6     | .261  | 0 | 1 | 0 |
| Apr 05, 2025 | TEMPLE           | 12-11   | 60:00   | 11  | 13.62 | 5     | .312  | 0 | 0 | 0 |
| Apr 12, 2025 | ECU              | 13-14   | 60:00   | 14  | 13.65 | 7     | .333  | 0 | 1 | 0 |
| Apr 16, 2025 | Lindenwood       | 20-6    | 60:00   | 6   | 13.14 | 7     | .538  | 1 | 0 | 0 |
| Apr 23, 2025 | XAVIER           | 18-9    | 60:00   | 9   | 12.88 | 12    | .571  | 1 | 0 | 0 |
| Totals       |                  | 216-206 | 959:46  | 206 | 12.88 | 141   | .406  | 7 | 6 | 0 |
|              |                  |         | 959:46  | 216 | 12.88 | 152   | .413  | 6 | 7 | 0 |



# VANDERBILT LACROSSE

## Vanderbilt Category Leaders All games (as of Apr 23, 2025)

| ## | Points          | GP | G  | A  | Pts | Shots |
|----|-----------------|----|----|----|-----|-------|
| 1  | Jaime Biskup    | 16 | 41 | 17 | 58  | 94    |
| 35 | Nancy Halleron  | 16 | 41 | 4  | 45  | 78    |
| 33 | Brooke Baker    | 15 | 38 | 7  | 45  | 74    |
| 11 | Kemper Robinson | 16 | 23 | 5  | 28  | 69    |
| 39 | Maddie Barkate  | 15 | 14 | 12 | 26  | 29    |

| ## | Goals           | GP | G  | A  | Pts | Shots |
|----|-----------------|----|----|----|-----|-------|
| 35 | Nancy Halleron  | 16 | 41 | 4  | 45  | 78    |
| 1  | Jaime Biskup    | 16 | 41 | 17 | 58  | 94    |
| 33 | Brooke Baker    | 15 | 38 | 7  | 45  | 74    |
| 11 | Kemper Robinson | 16 | 23 | 5  | 28  | 69    |
| 39 | Maddie Barkate  | 15 | 14 | 12 | 26  | 29    |

| ## | Assists        | GP | G  | A  | Pts | Shots |
|----|----------------|----|----|----|-----|-------|
| 1  | Jaime Biskup   | 16 | 41 | 17 | 58  | 94    |
| 3  | Cate Bradley   | 16 | 9  | 14 | 23  | 15    |
| 39 | Maddie Barkate | 15 | 14 | 12 | 26  | 29    |
| 22 | Sammy Nuchow   | 16 | 3  | 11 | 14  | 5     |
| 33 | Brooke Baker   | 15 | 38 | 7  | 45  | 74    |

| ## | Ground Balls    | GP | No. |
|----|-----------------|----|-----|
| 11 | Kemper Robinson | 16 | 31  |
| 5  | Alex Gladding   | 16 | 31  |
| 33 | Brooke Baker    | 15 | 27  |
| 21 | Elise Bialecki  | 16 | 22  |
| 24 | Molly Joyce     | 16 | 19  |

| ## | Draw Controls   | GP | No. |
|----|-----------------|----|-----|
| 39 | Maddie Barkate  | 15 | 52  |
| 11 | Kemper Robinson | 16 | 35  |
| 16 | Bailey Lower    | 12 | 29  |
| 33 | Brooke Baker    | 15 | 25  |
| 17 | Kiera Runske    | 11 | 13  |

| ## | Man-Up Goals     | GP | No. |
|----|------------------|----|-----|
| 33 | Brooke Baker     | 15 | 14  |
| 35 | Nancy Halleron   | 16 | 8   |
| 1  | Jaime Biskup     | 16 | 6   |
| 3  | Cate Bradley     | 16 | 3   |
| 42 | Molly Krestinski | 12 | 2   |

| ## | Man-Down Goals | GP | No. |
|----|----------------|----|-----|
| 1  | Jaime Biskup   | 16 | 2   |

| ## | Free-position Goals | GP | No. |
|----|---------------------|----|-----|
| 33 | Brooke Baker        | 15 | 15  |
| 35 | Nancy Halleron      | 16 | 7   |
| 11 | Kemper Robinson     | 16 | 5   |
| 1  | Jaime Biskup        | 16 | 5   |
| 39 | Maddie Barkate      | 15 | 4   |

| ## | Shots           | GP | G  | A  | Shots | Shot% |
|----|-----------------|----|----|----|-------|-------|
| 1  | Jaime Biskup    | 16 | 41 | 17 | 94    | .436  |
| 35 | Nancy Halleron  | 16 | 41 | 4  | 78    | .526  |
| 33 | Brooke Baker    | 15 | 38 | 7  | 74    | .514  |
| 11 | Kemper Robinson | 16 | 23 | 5  | 69    | .333  |
| 36 | Molly Finlay    | 15 | 10 | 6  | 33    | .303  |

| ## | Shot Pct.     | GP | G | A  | Shots | Shot% |
|----|---------------|----|---|----|-------|-------|
| 5  | Alex Gladding | 16 | 1 | 1  | 1     | 1.000 |
| 19 | Avery Morton  | 9  | 4 | 5  | 6     | .667  |
| 3  | Cate Bradley  | 16 | 9 | 14 | 15    | .600  |
| 22 | Sammy Nuchow  | 16 | 3 | 11 | 5     | .600  |
| 16 | Bailey Lower  | 12 | 9 | 0  | 16    | .562  |

| ## | Shots on Goal   | GP | G  | A  | Shots | SOG | SOG% |
|----|-----------------|----|----|----|-------|-----|------|
| 1  | Jaime Biskup    | 16 | 41 | 17 | 94    | 69  | .734 |
| 33 | Brooke Baker    | 15 | 38 | 7  | 74    | 64  | .865 |
| 35 | Nancy Halleron  | 16 | 41 | 4  | 78    | 60  | .769 |
| 11 | Kemper Robinson | 16 | 23 | 5  | 69    | 51  | .739 |
| 36 | Molly Finlay    | 15 | 10 | 6  | 33    | 23  | .697 |

| ## | Shots on Goal Pct. | GP | G  | A | Shots | SOG | SOG%  |
|----|--------------------|----|----|---|-------|-----|-------|
| 4  | Josie Ward         | 7  | 1  | 0 | 4     | 4   | 1.000 |
| 37 | McKenna Harden     | 16 | 0  | 1 | 1     | 1   | 1.000 |
| 5  | Alex Gladding      | 16 | 1  | 1 | 1     | 1   | 1.000 |
| 29 | Jackie Norsworthy  | 12 | 4  | 1 | 9     | 8   | .889  |
| 33 | Brooke Baker       | 15 | 38 | 7 | 74    | 64  | .865  |

| ## | Caused Turnovers | GP | No. |
|----|------------------|----|-----|
| 11 | Kemper Robinson  | 16 | 28  |
| 5  | Alex Gladding    | 16 | 17  |
| 21 | Elise Bialecki   | 16 | 13  |
| 37 | McKenna Harden   | 16 | 10  |
| 33 | Brooke Baker     | 15 | 9   |

| ## | Penalties     | GP | No. |
|----|---------------|----|-----|
| 36 | Molly Finlay  | 15 | 1   |
| 5  | Alex Gladding | 16 | 1   |
| 33 | Brooke Baker  | 15 | 1   |

| ## | Penalty Minutes | GP | No. |
|----|-----------------|----|-----|
| 36 | Molly Finlay    | 15 | 2.0 |
| 5  | Alex Gladding   | 16 | 2.0 |
| 33 | Brooke Baker    | 15 | 1.0 |



# VANDERBILT LACROSSE

## Cate Bradley

| Season | GP | G  | A  | Pts | Shots | Shot% | SOG | SOG%  | UP | DN | GB | DC | TO | CT | Pen-Min |
|--------|----|----|----|-----|-------|-------|-----|-------|----|----|----|----|----|----|---------|
| 2022   | 12 | 2  | 1  | 3   | 3     | .667  | 3   | 1.000 | 0  | 0  | 2  | 0  | 2  | 0  | 0-0.0   |
| 2023   | 11 | 11 | 3  | 14  | 13    | .846  | 11  | .846  | 1  | 0  | 0  | 0  | 7  | 0  | 0-0.0   |
| 2024   | 17 | 17 | 7  | 24  | 32    | .531  | 27  | .844  | 2  | 0  | 6  | 0  | 11 | 0  | 0-0.0   |
| 2025   | 16 | 9  | 14 | 23  | 15    | .600  | 12  | .800  | 3  | 0  | 4  | 0  | 5  | 0  | 0-0.0   |
| TOTAL  | 56 | 39 | 25 | 64  | 63    | .619  | 53  | .841  | 6  | 0  | 12 | 0  | 25 | 0  | 0-0.0   |

## Josie Ward

| Season | GP | G  | A | Pts | Shots | Shot% | SOG | SOG%  | UP | DN | GB | DC | TO | CT | Pen-Min |
|--------|----|----|---|-----|-------|-------|-----|-------|----|----|----|----|----|----|---------|
| 2022   | 10 | 2  | 2 | 4   | 9     | .222  | 6   | .667  | 0  | 0  | 0  | 0  | 4  | 0  | 0-0.0   |
| 2023   | 11 | 13 | 4 | 17  | 25    | .520  | 20  | .800  | 0  | 0  | 0  | 0  | 8  | 0  | 0-0.0   |
| 2024   | 10 | 3  | 0 | 3   | 9     | .333  | 6   | .667  | 1  | 0  | 1  | 0  | 9  | 0  | 0-0.0   |
| 2025   | 7  | 1  | 0 | 1   | 4     | .250  | 4   | 1.000 | 0  | 0  | 3  | 0  | 2  | 1  | 0-0.0   |
| TOTAL  | 38 | 19 | 6 | 25  | 47    | .404  | 36  | .766  | 1  | 0  | 4  | 0  | 23 | 1  | 0-0.0   |

## Kemper Robinson

| Season | GP | G  | A  | Pts | Shots | Shot% | SOG | SOG% | UP | DN | GB | DC  | TO | CT | Pen-Min |
|--------|----|----|----|-----|-------|-------|-----|------|----|----|----|-----|----|----|---------|
| 2022   | 16 | 7  | 0  | 7   | 13    | .538  | 11  | .846 | 0  | 0  | 8  | 22  | 10 | 6  | 0-0.0   |
| 2023   | 14 | 12 | 3  | 15  | 42    | .286  | 27  | .643 | 1  | 0  | 15 | 16  | 13 | 13 | 0-0.0   |
| 2024   | 17 | 38 | 8  | 46  | 65    | .585  | 59  | .908 | 4  | 0  | 18 | 28  | 27 | 21 | 0-0.0   |
| 2025   | 16 | 23 | 5  | 28  | 69    | .333  | 51  | .739 | 1  | 0  | 31 | 35  | 15 | 28 | 0-0.0   |
| TOTAL  | 63 | 80 | 16 | 96  | 189   | .423  | 148 | .783 | 6  | 0  | 72 | 101 | 65 | 68 | 0-0.0   |



# VANDERBILT LACROSSE

## Elise Bialecki

| Season | GP | G | A | Pts | Shots | Shot% | SOG | SOG% | UP | DN | GB | DC | TO | CT | Pen-Min |
|--------|----|---|---|-----|-------|-------|-----|------|----|----|----|----|----|----|---------|
| 2022*  | 14 | 0 | 0 | 0   | -     | -     | -   | -    | 0  | 0  | 9  | 1  | 3  | 9  | 0-0.0   |
| 2023*  | 15 | 0 | 0 | 0   | -     | -     | -   | -    | 0  | 0  | 15 | 2  | 3  | 15 | 0-0.0   |
| 2024   | 17 | 0 | 0 | 0   | -     | -     | -   | -    | 0  | 0  | 16 | 8  | 9  | 17 | 0-0.0   |
| 2025   | 16 | 0 | 0 | 0   | -     | -     | -   | -    | 0  | 0  | 22 | 0  | 8  | 13 | 0-0.0   |
| TOTAL  | 33 | 0 | 0 | 0   | -     | -     | -   | -    | 0  | 0  | 38 | 8  | 17 | 30 | 0-0.0   |
| All*   | 62 | 0 | 0 | 0   | -     | -     | -   | -    | 0  | 0  | 62 | 11 | 23 | 54 | 0-0.0   |

\* Statistics from prior team/school

## Sammy Nuchow

| Season | GP | G | A  | Pts | Shots | Shot% | SOG | SOG% | UP | DN | GB | DC | TO | CT | Pen-Min |
|--------|----|---|----|-----|-------|-------|-----|------|----|----|----|----|----|----|---------|
| 2022   | 6  | 0 | 0  | 0   | 3     | .000  | 2   | .667 | 0  | 0  | 0  | 0  | 0  | 0  | 0-0.0   |
| 2023   | 12 | 3 | 7  | 10  | 8     | .375  | 6   | .750 | 0  | 0  | 1  | 0  | 10 | 0  | 0-0.0   |
| 2024   | 17 | 3 | 14 | 17  | 11    | .273  | 6   | .545 | 2  | 0  | 8  | 1  | 21 | 1  | 0-0.0   |
| 2025   | 16 | 3 | 11 | 14  | 5     | .600  | 3   | .600 | 0  | 0  | 5  | 0  | 7  | 3  | 0-0.0   |
| TOTAL  | 51 | 9 | 32 | 41  | 27    | .333  | 17  | .630 | 2  | 0  | 14 | 1  | 38 | 4  | 0-0.0   |

## Jackie Nuchow

| Season | GP | G | A | Pts | Shots | Shot% | SOG | SOG% | UP | DN | GB | DC | TO | CT | Pen-Min |
|--------|----|---|---|-----|-------|-------|-----|------|----|----|----|----|----|----|---------|
| 2022   | 5  | 0 | 0 | 0   | -     | -     | -   | -    | 0  | 0  | 0  | 0  | 0  | 0  | 0-0.0   |
| 2023   | 2  | 0 | 0 | 0   | -     | -     | -   | -    | 0  | 0  | 1  | 0  | 1  | 0  | 0-0.0   |
| 2024   | 1  | 0 | 0 | 0   | -     | -     | -   | -    | 0  | 0  | 0  | 0  | 0  | 0  | 0-0.0   |
| 2025   | 2  | 0 | 0 | 0   | -     | -     | -   | -    | 0  | 0  | 0  | 0  | 0  | 1  | 0-0.0   |
| TOTAL  | 10 | 0 | 0 | 0   | -     | -     | -   | -    | 0  | 0  | 1  | 0  | 1  | 1  | 0-0.0   |



# VANDERBILT LACROSSE

## Cooper Garrett

| Season | GP | G | A | Pts | Shots | Shot% | SOG | SOG% | UP | DN | GB | DC | TO | CT | Pen-Min |
|--------|----|---|---|-----|-------|-------|-----|------|----|----|----|----|----|----|---------|
| 2022   | 1  | 0 | 0 | 0   | -     | -     | -   | -    | 0  | 0  | 0  | 0  | 0  | 0  | 0-0.0   |
| TOTAL  | 1  | 0 | 0 | 0   | -     | -     | -   | -    | 0  | 0  | 0  | 0  | 0  | 0  | 0-0.0   |

## Nancy Halleron

| Season | GP | G  | A  | Pts | Shots | Shot% | SOG | SOG% | UP | DN | GB | DC | TO | CT | Pen-Min |
|--------|----|----|----|-----|-------|-------|-----|------|----|----|----|----|----|----|---------|
| 2022   | 18 | 10 | 2  | 12  | 15    | .667  | 14  | .933 | 0  | 0  | 2  | 9  | 12 | 0  | 0-0.0   |
| 2023   | 15 | 22 | 5  | 27  | 44    | .500  | 32  | .727 | 0  | 1  | 5  | 7  | 20 | 1  | 0-0.0   |
| 2025   | 16 | 41 | 4  | 45  | 78    | .526  | 60  | .769 | 8  | 0  | 13 | 3  | 20 | 3  | 0-0.0   |
| TOTAL  | 49 | 73 | 11 | 84  | 137   | .533  | 106 | .774 | 8  | 1  | 20 | 19 | 52 | 4  | 0-0.0   |

## Molly Finlay

| Season | GP | G  | A  | Pts | Shots | Shot% | SOG | SOG% | UP | DN | GB | DC | TO | CT | Pen-Min |
|--------|----|----|----|-----|-------|-------|-----|------|----|----|----|----|----|----|---------|
| 2022   | 10 | 2  | 0  | 2   | 5     | .400  | 4   | .800 | 0  | 0  | 0  | 0  | 3  | 0  | 0-0.0   |
| 2023   | 15 | 11 | 4  | 15  | 37    | .297  | 25  | .676 | 0  | 0  | 4  | 2  | 19 | 0  | 0-0.0   |
| 2024   | 17 | 30 | 10 | 40  | 61    | .492  | 47  | .770 | 7  | 0  | 17 | 39 | 33 | 5  | 0-0.0   |
| 2025   | 15 | 10 | 6  | 16  | 33    | .303  | 23  | .697 | 1  | 0  | 8  | 1  | 17 | 2  | 1-2.0   |
| TOTAL  | 57 | 53 | 20 | 73  | 136   | .390  | 99  | .728 | 8  | 0  | 29 | 42 | 72 | 7  | 1-2.0   |



# VANDERBILT LACROSSE

## McKenna Harden

| Season | GP | G | A | Pts | Shots | Shot% | SOG | SOG%  | UP | DN | GB | DC | TO | CT | Pen-Min |
|--------|----|---|---|-----|-------|-------|-----|-------|----|----|----|----|----|----|---------|
| 2022*  | 6  | 0 | 0 | 0   | -     | -     | -   | -     | 0  | 0  | 1  | 0  | 0  | 0  | 0-0.0   |
| 2023*  | 8  | 0 | 0 | 0   | -     | -     | -   | -     | 0  | 0  | 3  | 0  | 1  | 2  | 0-0.0   |
| 2024*  | 12 | 0 | 0 | 0   | -     | -     | -   | -     | 0  | 0  | 7  | 0  | 5  | 7  | 0-0.0   |
| 2025   | 16 | 0 | 1 | 1   | 1     | .000  | 1   | 1.000 | 0  | 0  | 15 | 4  | 6  | 10 | 0-0.0   |
| TOTAL  | 16 | 0 | 1 | 1   | 1     | .000  | 1   | 1.000 | 0  | 0  | 15 | 4  | 6  | 10 | 0-0.0   |
| All*   | 42 | 0 | 1 | 1   | 1     | .000  | 1   | 1.000 | 0  | 0  | 26 | 4  | 12 | 19 | 0-0.0   |

\* Statistics from prior team/school