



Missouri at Vanderbilt

03/01/25 Memorial Gymnasium (Vanderbilt), Nashville, Tenn.
Vanderbilt vs. No. 14 Missouri

Game Time: 5:00 PM
Game Duration: 2:35
Attendance: 10,311

Officials: Bart Lenox, Mike Nance, Jason Baker

Missouri - 93

Record: 21-8 (10-6)

NO.	Name	F	Min	FG			Rebounds			Fouls		TP	AS	TO	ST	Blocks		+/-
				M-A	M-A	M-A	OR	DR	TOT	PF	FD					BS	BA	
11	Trent Pierce	F	24:55	1-2	0-1	1-3	2	1	3	4	2	3	1	2	1	0	0	-21
25	Mark Mitchell	F	40:58	4-10	0-0	12-15	2	5	7	3	9	20	1	5	0	1	1	4
0	Anthony Robinson II	G	33:05	4-5	3-3	5-7	1	2	3	3	5	16	5	1	3	0	1	0
2	Tamar Bates	G	36:59	7-11	1-3	1-1	1	1	2	4	1	16	1	2	1	0	0	-12
12	Tony Perkins	G	14:52	0-1	0-0	0-0	0	0	0	0	1	0	2	1	1	0	0	-11
31	Caleb Grill		38:41	9-19	3-11	7-7	0	2	2	2	4	28	1	2	2	0	1	6
33	Josh Gray		14:47	1-2	0-0	2-2	2	2	4	4	1	4	1	0	0	0	0	10
35	Jacob Crews		17:02	1-5	1-3	0-0	1	1	2	3	0	3	0	0	0	0	1	3
1	Marques Warrick		03:27	1-2	1-1	0-0	0	0	0	0	0	3	0	0	0	0	0	0
21	Peyton Marshall		00:16	0-0	0-0	0-0	0	0	0	0	0	0	0	0	0	0	0	1
Team							3	2	5			0		0				
Totals				28-57	9-22	28-35	12	16	28	23	23	93	12	13	8	1	4	-4

Shooting By Period		
1st FG%	13-28	46.4%
3PT%	5-11	45.5%
FT%	7-9	77.8%
2nd FG%	11-21	52.4%
3PT%	3-7	42.9%
FT%	18-22	81.8%
OT FG%	4-8	50.0%
3PT%	1-4	25.0%
FT%	3-4	75%
GM FG%	28-57	49.1%
3PT%	9-22	40.9%
FT%	28-35	80.0%

Dead Ball Rebounds: 3, 0

Technical Fouls::NONE

Vanderbilt - 97

Record: 20-9 (8-8)

NO.	Name	F	Min	FG			Rebounds			Fouls		TP	AS	TO	ST	Blocks		+/-
				M-A	M-A	M-A	OR	DR	TOT	PF	FD					BS	BA	
5	Tyler Nickel	F	32:44	3-7	3-6	3-4	1	0	1	1	5	12	1	0	1	0	0	17
99	Devin McGlockton	F	29:07	3-5	0-1	1-2	3	5	8	4	5	7	1	3	2	1	1	12
1	Jason Edwards	G	29:45	6-15	3-9	2-2	0	0	0	2	2	17	4	2	3	0	0	4
11	A.J. Hoggard	G	36:28	6-12	1-5	8-8	0	3	3	4	5	21	6	3	2	1	0	14
30	Chris Manon	G	34:16	8-13	0-0	7-8	5	6	11	3	4	23	2	1	2	2	0	1
4	Grant Huffman		05:08	0-0	0-0	0-0	1	0	1	2	0	0	0	0	0	0	0	-13
22	Jaylen Carey		21:10	3-7	0-1	0-0	6	4	10	2	1	6	0	1	0	0	0	-14
2	MJ Collins		16:52	3-5	1-3	0-0	0	1	1	1	1	7	0	2	0	0	0	-2
3	Tyler Tanner		16:39	2-4	0-1	0-0	0	1	1	3	0	4	2	2	0	0	0	1
24	JaQualon "JQ" Roberts		02:52	0-0	0-0	0-0	1	0	1	1	0	0	0	0	0	0	0	0
Team							1	1	2			0		0				
Totals				34-68	8-26	21-24	18	21	39	23	23	97	16	14	10	4	1	4

Shooting By Period		
1st FG%	11-35	31.4%
3PT%	1-13	7.7%
FT%	6-7	85.7%
2nd FG%	19-28	67.9%
3PT%	6-11	54.5%
FT%	8-8	100%
OT FG%	4-5	80.0%
3PT%	1-2	50.0%
FT%	7-9	77.8%
GM FG%	34-68	50.0%
3PT%	8-26	30.8%
FT%	21-24	87.5%

Dead Ball Rebounds: 3, 0

Technical Fouls::NONE

	MU	Vandy
Biggest lead	9 (1st 12:10)	7 (1st OT 1:09)
Best Scoring Run	8(1st 12:10)	10(1st 6:57)
Lead Changes	15	
Times Tied	6	
Time with Lead	32:04	08:49

Points from	MU	Vandy
Turnovers	17	24
Paint	34	48
Second Chance	9	12
Fast Breaks	5	14
Bench	38	17

	Period by Period Scoring			
	1st	2nd	OT1	TOT
MU	38	43	12	93
Vandy	29	52	16	97



Officials: Bart Lenox, Mike Nance, Jason Baker

Period 1

Quarter Starters:

Vandy	1 Edwards J	5 Nickel T	11 Hoggard A	30 Manon C	99 McGlockton D
MU	0 Robinson II A	2 Bates T	11 Pierce T	12 Perkins T	25 Mitchell M

Game Time	Vandy	Score	Diff	MU
20:00	99 MCGLOCKTON D jumpball lost			25 MITCHELL M jumpball won
19:40				25 MITCHELL M 2pt FG in the paint, pull up jump shot missed
19:37	99 MCGLOCKTON D defensive rebound (1)			
19:29	11 HOGGARD A 3pt FG , jump shot missed			
19:24				defensive rebound (1)
18:55	11 HOGGARD A foul shooting (1 - 1)			0 ROBINSON II A foul drawn (1)
18:55		0-1	-1	0 ROBINSON II A free throw 1 - 3 made (1)
18:55		0-2	-2	0 ROBINSON II A free throw 2 - 3 made (2)
18:55				0 ROBINSON II A free throw 3 - 3 missed
18:54	99 MCGLOCKTON D defensive rebound (2)			
18:37	30 MANON C 2pt FG in the paint, driving layup missed			
18:36				25 MITCHELL M defensive rebound (1)
18:26				2 BATES T 3pt FG , jump shot missed
18:24				25 MITCHELL M offensive rebound (2)
18:22				25 MITCHELL M 2pt FG second chance in the paint, layup blocked
18:22	99 MCGLOCKTON D block (1)			
18:21				offensive rebound (4)
18:20	5 NICKEL T steal (1)			0 ROBINSON II A turnover bad pass (1)
17:50	5 NICKEL T 2pt FG from turnover in the paint, layup missed			
17:47	30 MANON C offensive rebound (1)			
17:47	30 MANON C 2pt FG from turnover second chance in the paint, tip-in layup missed			
17:45	99 MCGLOCKTON D offensive rebound (3)			
17:45	99 MCGLOCKTON D 2pt FG from turnover second chance in the paint, tip-in layup blocked			
17:45				25 MITCHELL M block (1)
17:43	30 MANON C offensive rebound (2)			
17:32	1 EDWARDS J 2pt FG from turnover second chance in the paint, driving layup made (2)	2-2	0	
17:02				2 BATES T 2pt FG in the paint, layup missed
17:02	99 MCGLOCKTON D defensive rebound (4)			
16:39	1 EDWARDS J turnover travel (1)			
16:39				0 ROBINSON II A substitution out
16:39				31 GRILL C substitution in
16:28	1 EDWARDS J steal (1)			31 GRILL C turnover bad pass (1)
16:23	30 MANON C 2pt FG fast break from turnover in the paint, layup made (2)	4-2	2	
16:23	5 NICKEL T assist (1)			
15:54		4-5	-1	2 BATES T 3pt FG , jump shot made (3)
15:54				12 PERKINS T assist (1)
15:36	30 MANON C 2pt FG in the paint, layup made (4)	6-5	1	
15:36	11 HOGGARD A assist (1)			
15:19				12 PERKINS T 2pt FG in the paint, pull up jump shot missed
15:17	30 MANON C defensive rebound (3)			



Missouri at Vanderbilt

03/01/25 Memorial Gymnasium (Vanderbilt), Nashville, Tenn.
Vanderbilt vs. No. 14 Missouri

Game Time: 5:00 PM
Game Duration: 2:35
Attendance: 10,311

Officials: Bart Lenox, Mike Nance, Jason Baker

Game Time	Vandy	Score	Diff	MU
14:53	99 MCGLOCKTON D foul drawn (1)			2 BATES T foul personal (1 - 1)
14:53	Timeout media			
14:53	5 NICKEL T substitution out			
14:53	11 HOGGARD A substitution out			
14:53	4 HUFFMAN G substitution in			
14:53	22 CAREY J substitution in			
14:53				25 MITCHELL M substitution out
14:53				33 GRAY J substitution in
14:40	1 EDWARDS J 3pt FG , jump shot missed			
14:37	4 HUFFMAN G offensive rebound (1)			
14:31	1 EDWARDS J 2pt FG second chance outside the paint, pull up jump shot missed			
14:26	22 CAREY J offensive rebound (1)			
14:26	22 CAREY J 2pt FG second chance in the paint, tip-in layup missed			
14:24	30 MANON C offensive rebound (4)			
14:23	30 MANON C 2pt FG second chance in the paint, layup missed			
14:20				defensive rebound (5)
14:20				2 BATES T substitution out
14:20				11 PIERCE T substitution out
14:20				25 MITCHELL M substitution in
14:20				35 CREWS J substitution in
14:05		6-8	-2	31 GRILL C 3pt FG , jump shot made (3)
14:05				12 PERKINS T assist (2)
13:47	30 MANON C foul drawn (1)			33 GRAY J foul shooting (1 - 2)
13:47	30 MANON C free throw 1 - 2 missed			
13:47	offensive dead ball rebound (1)			
13:47	30 MANON C free throw 2 - 2 made (5)	7-8	-1	
13:47	30 MANON C substitution out			
13:47	2 COLLINS M substitution in			
13:34	1 EDWARDS J steal (2)			12 PERKINS T turnover lost ball (1)
13:30	99 MCGLOCKTON D turnover lost ball (1)			12 PERKINS T steal (1)
13:30	4 HUFFMAN G foul personal (1 - 2)			12 PERKINS T foul drawn (1)
13:30				12 PERKINS T substitution out
13:30				0 ROBINSON II A substitution in
13:25		7-11	-4	31 GRILL C 3pt FG from turnover, jump shot made (6)
13:25				33 GRAY J assist (1)
13:05	1 EDWARDS J 3pt FG , jump shot missed			
13:02	99 MCGLOCKTON D offensive rebound (5)			
13:02	99 MCGLOCKTON D foul drawn (2)			25 MITCHELL M foul personal (1 - 3)
13:02	1 EDWARDS J substitution out			
13:02	99 MCGLOCKTON D substitution out			
13:02	3 TANNER T substitution in			
13:02	5 NICKEL T substitution in			
13:02				33 GRAY J substitution out
13:02				11 PIERCE T substitution in
12:59	3 TANNER T turnover lost ball (1)			
12:42		7-13	-6	31 GRILL C 2pt FG from turnover in the paint, layup made (8)
12:42				25 MITCHELL M assist (1)
12:23	2 COLLINS M turnover bad pass (1)			



Missouri at Vanderbilt

03/01/25 Memorial Gymnasium (Vanderbilt), Nashville, Tenn.
Vanderbilt vs. No. 14 Missouri

Game Time: 5:00 PM
Game Duration: 2:35
Attendance: 10,311

Officials: Bart Lenox, Mike Nance, Jason Baker

Game Time	Vandy	Score	Diff	MU
12:10		7-16	-9	31 GRILL C 3pt FG from turnover, jump shot made (11)
12:10				11 PIERCE T assist (1)
12:06	Timeout 30 Sec			
12:06				Timeout media
12:06	4 HUFFMAN G substitution out			
12:06	11 HOGGARD A substitution in			
11:52	22 CAREY J 2pt FG in the paint, jump shot missed			
11:48	22 CAREY J offensive rebound (2)			
11:48	22 CAREY J 2pt FG second chance in the paint, tip-in layup made (2)	9-16	-7	
11:34				31 GRILL C 3pt FG , jump shot missed
11:32				25 MITCHELL M offensive rebound (3)
11:26	3 TANNER T foul personal (1 - 3)			0 ROBINSON II A foul drawn (2)
11:17		9-18	-9	25 MITCHELL M 2pt FG second chance in the paint, turnaround jump shot made (2)
10:48	22 CAREY J 3pt FG , jump shot missed			
10:45				11 PIERCE T defensive rebound (1)
10:27				35 CREWS J 3pt FG , jump shot missed
10:23	22 CAREY J defensive rebound (3)			
10:17	3 TANNER T 2pt FG in the paint, driving layup missed			
10:15	22 CAREY J offensive rebound (4)			
10:12	5 NICKEL T 3pt FG second chance, jump shot missed			
10:09	22 CAREY J offensive rebound (5)			
10:03	2 COLLINS M turnover bad pass (2)			11 PIERCE T steal (1)
09:55				11 PIERCE T 3pt FG from turnover, jump shot missed
09:53	22 CAREY J defensive rebound (6)			
09:42	11 HOGGARD A 2pt FG in the paint, pull up jump shot made (2)	11-18	-7	
09:32				31 GRILL C 3pt FG , jump shot missed
09:29	2 COLLINS M defensive rebound (1)			
09:30	2 COLLINS M foul drawn (1)			35 CREWS J foul personal (1 - 4)
09:30	2 COLLINS M substitution out			
09:30	3 TANNER T substitution out			
09:30	22 CAREY J substitution out			
09:30	1 EDWARDS J substitution in			
09:30	30 MANON C substitution in			
09:30	99 MCGLOCKTON D substitution in			
09:30				11 PIERCE T substitution out
09:30				25 MITCHELL M substitution out
09:30				31 GRILL C substitution out
09:30				2 BATES T substitution in
09:30				12 PERKINS T substitution in
09:30				33 GRAY J substitution in
09:16	1 EDWARDS J 3pt FG , jump shot missed			
09:13	offensive rebound (18)			
09:10	11 HOGGARD A 3pt FG second chance, jump shot missed			
09:07	5 NICKEL T offensive rebound (1)			
09:07	5 NICKEL T foul drawn (1)			0 ROBINSON II A foul personal (1 - 5)
09:03	99 MCGLOCKTON D 2pt FG second chance in the paint, layup made (2)	13-18	-5	
09:03	30 MANON C assist (1)			



Missouri at Vanderbilt

03/01/25 Memorial Gymnasium (Vanderbilt), Nashville, Tenn.
Vanderbilt vs. No. 14 Missouri

Game Time: 5:00 PM
Game Duration: 2:35
Attendance: 10,311

Officials: Bart Lenox, Mike Nance, Jason Baker

Game Time	Vandy	Score	Diff	MU
08:41				35 CREWS J 2pt FG in the paint, turnaround jump shot missed
08:38	99 MCGLOCKTON D defensive rebound (6)			
08:38	99 MCGLOCKTON D foul drawn (3)			33 GRAY J foul personal (2 - 6)
08:38				0 ROBINSON II A substitution out
08:38				1 WARRICK M substitution in
08:27	99 MCGLOCKTON D 2pt FG in the paint, layup made (4)	15-18	-3	
08:27	11 HOGGARD A assist (2)			
08:03	99 MCGLOCKTON D steal (1)			2 BATES T turnover lost ball (1)
07:57	30 MANON C 2pt FG fast break from turnover in the paint, layup made (7)	17-18	-1	
07:57	99 MCGLOCKTON D assist (1)			
07:56				Timeout 30 Sec
07:56	Timeout media			
07:56				12 PERKINS T substitution out
07:56				33 GRAY J substitution out
07:56				25 MITCHELL M substitution in
07:56				31 GRILL C substitution in
07:28				25 MITCHELL M 2pt FG in the paint, turnaround jump shot missed
07:25				offensive rebound (8)
07:07	30 MANON C steal (1)			25 MITCHELL M turnover lost ball (1)
06:57	30 MANON C 2pt FG from turnover in the paint, layup made (9)	19-18	1	
06:57	1 EDWARDS J assist (1)			
06:30		19-21	-2	1 WARRICK M 3pt FG , jump shot made (3)
06:10	30 MANON C 2pt FG in the paint, layup missed			
06:08				25 MITCHELL M defensive rebound (4)
05:59				1 WARRICK M 2pt FG in the paint, driving layup missed
05:56	30 MANON C defensive rebound (5)			
05:52	11 HOGGARD A 3pt FG fast break, jump shot made (5)	22-21	1	
05:52	30 MANON C assist (2)			
05:31		22-23	-1	2 BATES T 2pt FG in the paint, layup made (5)
05:31	11 HOGGARD A foul shooting (2 - 4)			2 BATES T foul drawn (1)
05:31	1 EDWARDS J substitution out			
05:31	5 NICKEL T substitution out			
05:31	3 TANNER T substitution in			
05:31	22 CAREY J substitution in			
05:31				1 WARRICK M substitution out
05:31				35 CREWS J substitution out
05:31				0 ROBINSON II A substitution in
05:31				11 PIERCE T substitution in
05:31		22-24	-2	2 BATES T free throw 1 - 1 made (6)
05:10	30 MANON C foul drawn (2)			2 BATES T foul shooting (2 - 7)
05:10	30 MANON C free throw 1 - 3 made (10)	23-24	-1	
05:10	30 MANON C free throw 2 - 3 made (11)	24-24	0	
05:10	11 HOGGARD A substitution out			
05:10	1 EDWARDS J substitution in			
05:10	30 MANON C free throw 3 - 3 made (12)	25-24	1	
05:00	99 MCGLOCKTON D foul personal (1 - 5)			11 PIERCE T foul drawn (1)
05:00				11 PIERCE T substitution out
05:00				33 GRAY J substitution in



Missouri at Vanderbilt

03/01/25 Memorial Gymnasium (Vanderbilt), Nashville, Tenn.
Vanderbilt vs. No. 14 Missouri

Game Time: 5:00 PM
Game Duration: 2:35
Attendance: 10,311

Officials: Bart Lenox, Mike Nance, Jason Baker

Game Time	Vandy	Score	Diff	MU
04:49		25-26	-1	2 BATES T 2pt FG outside the paint, pull up jump shot made (8)
04:27	1 EDWARDS J 3pt FG , jump shot missed			
04:25				2 BATES T defensive rebound (1)
04:21	3 TANNER T foul shooting (2 - 6)			25 MITCHELL M foul drawn (1)
04:21		25-27	-2	25 MITCHELL M free throw fast break 1 - 2 made (3)
04:21	3 TANNER T substitution out			
04:21	99 MCGLOCKTON D substitution out			
04:21	5 NICKEL T substitution in			
04:21	11 HOGGARD A substitution in			
04:21				25 MITCHELL M free throw fast break 2 - 2 missed
04:21	11 HOGGARD A defensive rebound (1)			
04:08	5 NICKEL T 3pt FG , jump shot missed			
04:06				33 GRAY J defensive rebound (1)
03:49		25-29	-4	2 BATES T 2pt FG in the paint, layup made (10)
03:29	1 EDWARDS J turnover lost ball (2)			
03:26		25-31	-6	31 GRILL C 2pt FG fast break from turnover in the paint, driving layup made (13)
03:03	11 HOGGARD A foul drawn (1)			0 ROBINSON II A foul shooting (2 - 8)
03:03				Timeout media
03:03	1 EDWARDS J substitution out			
03:03	5 NICKEL T substitution out			
03:03	2 COLLINS M substitution in			
03:03	99 MCGLOCKTON D substitution in			
03:03	11 HOGGARD A free throw 1 - 2 made (6)	26-31	-5	
03:03	11 HOGGARD A free throw 2 - 2 made (7)	27-31	-4	
03:03	11 HOGGARD A substitution out			
03:03	4 HUFFMAN G substitution in			
02:41				33 GRAY J 2pt FG in the paint, layup missed
02:38	defensive rebound (23)			
02:15	2 COLLINS M 3pt FG , jump shot missed			
02:10	30 MANON C offensive rebound (6)			
02:06	30 MANON C 2pt FG second chance in the paint, layup missed			
02:02	30 MANON C offensive rebound (7)			
02:02	30 MANON C 2pt FG second chance in the paint, tip-in layup made (14)	29-31	-2	
01:40				2 BATES T 2pt FG outside the paint, pull up jump shot missed
01:36				offensive rebound (12)
01:23				31 GRILL C 3pt FG second chance, jump shot blocked
01:23	30 MANON C block (1)			
01:23				33 GRAY J offensive rebound (2)
01:23		29-33	-4	31 GRILL C 2pt FG second chance in the paint, layup made (15)
01:23	2 COLLINS M foul shooting (1 - 7)			31 GRILL C foul drawn (1)
01:23		29-34	-5	31 GRILL C free throw 1 - 1 made (16)
01:22	2 COLLINS M substitution out			
01:22	4 HUFFMAN G substitution out			
01:22	5 NICKEL T substitution in			
01:22	11 HOGGARD A substitution in			
01:07	99 MCGLOCKTON D 3pt FG , jump shot missed			
01:02				25 MITCHELL M defensive rebound (5)



Official Basketball Play by Play - First Half

Missouri at Vanderbilt

03/01/25 Memorial Gymnasium (Vanderbilt), Nashville, Tenn.
Vanderbilt vs. No. 14 Missouri

Game Time: 5:00 PM
Game Duration: 2:35
Attendance: 10,311

Officials: Bart Lenox, Mike Nance, Jason Baker

Game Time	Vandy	Score	Diff	MU
00:54		29-36	-7	33 GRAY J 2pt FG outside the paint, turnaround jump shot made (2)
00:54				0 ROBINSON II A assist (1)
00:22	11 HOGGARD A 3pt FG , jump shot missed			
00:15				25 MITCHELL M defensive rebound (6)
00:15	99 MCGLOCKTON D foul personal (2 - 8)			25 MITCHELL M foul drawn (2)
00:15	22 CAREY J substitution out			
00:15	1 EDWARDS J substitution in			
00:15		29-37	-8	25 MITCHELL M 1&1 free throw 1 made (4)
00:15				0 ROBINSON II A substitution out
00:15				33 GRAY J substitution out
00:15				1 WARRICK M substitution in
00:15				21 MARSHALL P substitution in
00:15		29-38	-9	25 MITCHELL M 1&1 free throw 2 made (5)
00:15				25 MITCHELL M substitution out
00:15				11 PIERCE T substitution in
00:01	11 HOGGARD A 2pt FG outside the paint, jump shot missed			
00:01	offensive dead ball rebound (2)			
END OF PERIOD				
Vandy 29-38 MU				



Missouri at Vanderbilt

03/01/25 Memorial Gymnasium (Vanderbilt), Nashville, Tenn.
Vanderbilt vs. No. 14 Missouri

Game Time: 5:00 PM
Game Duration: 2:35
Attendance: 10,311

Officials: Bart Lenox, Mike Nance, Jason Baker

Missouri - 38

NO.	Name	F	Min	FG			3P			FT			Rebounds			Fouls		TP	AS	TO	ST	Blocks		+/-
				M-A	M-A	M-A	OR	DR	TOT	PF	FD	BS	BA											
11	Trent Pierce	F	09:59	0-1	0-1	0-0	0	1	1	0	1	0	1	0	1	0	1	0	1	0	0	0	0	
25	Mark Mitchell	F	17:38	1-4	0-0	3-4	2	4	6	1	2	5	1	1	1	0	1	1	0	1	1	15		
0	Anthony Robinson II	G	13:29	0-0	0-0	2-3	0	0	0	2	2	2	1	1	1	0	0	0	0	0	0	11		
2	Tamar Bates	G	15:10	4-7	1-2	1-1	0	1	1	2	1	10	0	1	0	0	0	0	0	0	0	1		
12	Tony Perkins	G	08:04	0-1	0-0	0-0	0	0	0	0	1	0	2	1	1	1	0	0	0	0	0	-5		
31	Caleb Grill		15:05	6-9	3-6	1-1	0	0	0	0	1	16	0	1	0	0	1	0	0	1	15			
33	Josh Gray		08:10	1-2	0-0	0-0	1	1	2	2	0	2	1	0	0	0	0	0	0	0	0	8		
35	Jacob Crews		08:49	0-2	0-1	0-0	0	0	0	1	0	0	0	0	0	0	0	0	0	0	0	2		
1	Marques Warrick		03:23	1-2	1-1	0-0	0	0	0	0	0	3	0	0	0	0	0	0	0	0	0	-3		
21	Peyton Marshall		00:16	0-0	0-0	0-0	0	0	0	0	0	0	0	0	0	0	0	0	0	0	0	1		
Team							3	2	5			0			0									
Totals				13-28	5-11	7-9	6	9	15	8	8	38	6	5	2	1	2	9						

Shooting By Period		
1st FG%	13-28	46.4%
3PT%	5-11	45.5%
FT%	7-9	77.8%
GM FG%	13-28	46.4%
3PT%	5-11	45.5%
FT%	7-9	77.8%

Dead Ball Rebounds: 0, 0

Technical Fouls::NONE

Vanderbilt - 29

NO.	Name	F	Min	FG			3P			FT			Rebounds			Fouls		TP	AS	TO	ST	Blocks		+/-
				M-A	M-A	M-A	OR	DR	TOT	PF	FD	BS	BA											
5	Tyler Nickel	F	15:18	0-3	0-2	0-0	1	0	1	0	1	0	1	0	1	0	1	0	1	0	0	0	-4	
99	Devin McGlockton	F	15:10	2-4	0-1	0-0	2	4	6	2	3	4	1	1	1	1	1	1	1	1	1	1	-2	
1	Jason Edwards	G	13:20	1-6	0-4	0-0	0	0	0	0	0	2	1	2	2	0	0	0	0	0	0	-6		
11	A.J. Hoggard	G	14:43	2-6	1-4	2-2	0	1	1	2	1	7	2	0	0	0	0	0	0	0	0	4		
30	Chris Manon	G	15:43	5-10	0-0	4-5	5	2	7	0	2	14	2	0	1	1	0	0	0	0	0	-3		
4	Grant Huffman		04:28	0-0	0-0	0-0	1	0	1	1	0	0	0	0	0	0	0	0	0	0	0	-11		
22	Jaylen Carey		10:39	1-4	0-1	0-0	4	2	6	0	0	2	0	0	0	0	0	0	0	0	0	-14		
2	MJ Collins		05:58	0-1	0-1	0-0	0	1	1	1	1	0	0	2	0	0	0	0	0	0	0	-5		
3	Tyler Tanner		04:42	0-1	0-0	0-0	0	0	0	2	0	0	0	1	0	0	0	0	0	0	0	-4		
Team							1	1	2			0			0									
Totals				11-35	1-13	6-7	14	11	25	8	8	29	7	6	5	2	1	-9						

Shooting By Period		
1st FG%	11-35	31.4%
3PT%	1-13	7.7%
FT%	6-7	85.7%
GM FG%	11-35	31.4%
3PT%	1-13	7.7%
FT%	6-7	85.7%

Dead Ball Rebounds: 2, 0

Technical Fouls::NONE

	MU	Vandy
Biggest lead	9 (1 st 12:10)	2 (1 st 16:23)
Best Scoring Run	8 (1 st 12:10)	10 (1 st 6:57)
Lead Changes	10	
Times Tied	2	
Time with Lead	14:37	03:09

Points from	MU	Vandy
Turnovers	10	8
Paint	12	20
Second Chance	5	8
Fast Breaks	3	7
Bench	21	2

	Period by Period Scoring			
	1st	2nd	OT1	TOT
MU	38	43	12	93
Vandy	29	52	16	97



Officials: Bart Lenox, Mike Nance, Jason Baker

Period 2

Quarter Starters:

Vandy	1 Edwards J	5 Nickel T	11 Hoggard A	30 Manon C	99 McGlockton D
MU	0 Robinson II A	2 Bates T	11 Pierce T	12 Perkins T	25 Mitchell M

Game Time	Vandy	Score	Diff	MU
20:00				1 WARRICK M substitution out
20:00				21 MARSHALL P substitution out
20:00				31 GRILL C substitution out
20:00				0 ROBINSON II A substitution in
20:00				12 PERKINS T substitution in
20:00				25 MITCHELL M substitution in
19:46	30 MANON C 2pt FG in the paint, driving layup made (16)	31-38	-7	
19:28				0 ROBINSON II A 2pt FG in the paint, jump shot blocked
19:28	11 HOGGARD A block (1)			
19:24	11 HOGGARD A defensive rebound (2)			
19:11	1 EDWARDS J 2pt FG outside the paint, step back jump shot made (4)	33-38	-5	
18:56	99 MCGLOCKTON D steal (2)			25 MITCHELL M turnover lost ball (2)
18:39	1 EDWARDS J 3pt FG from turnover, jump shot missed			
18:36				25 MITCHELL M defensive rebound (7)
18:36	99 MCGLOCKTON D foul personal (3 - 1)			25 MITCHELL M foul drawn (3)
18:36	99 MCGLOCKTON D substitution out			
18:36	22 CAREY J substitution in			
18:36				12 PERKINS T substitution out
18:36				31 GRILL C substitution in
18:21		33-40	-7	25 MITCHELL M 2pt FG in the paint, layup made (7)
18:21	22 CAREY J foul shooting (1 - 2)			25 MITCHELL M foul drawn (4)
18:21		33-41	-8	25 MITCHELL M free throw 1 - 1 made (8)
18:06	11 HOGGARD A 2pt FG outside the paint, jump shot made (9)	35-41	-6	
17:54				31 GRILL C 3pt FG , jump shot missed
17:52	30 MANON C defensive rebound (8)			
17:42	30 MANON C turnover bad pass (1)			31 GRILL C steal (1)
17:33	30 MANON C steal (2)			11 PIERCE T turnover lost ball (1)
17:26	1 EDWARDS J 3pt FG fast break from turnover, jump shot made (7)	38-41	-3	
17:26	11 HOGGARD A assist (3)			
17:06	22 CAREY J foul shooting (2 - 3)			25 MITCHELL M foul drawn (5)
17:06		38-42	-4	25 MITCHELL M free throw 1 - 2 made (9)
17:06				11 PIERCE T substitution out
17:06				33 GRAY J substitution in
17:06		38-43	-5	25 MITCHELL M free throw 2 - 2 made (10)
16:51	1 EDWARDS J 3pt FG , jump shot missed			
16:49				0 ROBINSON II A defensive rebound (1)
16:42	1 EDWARDS J foul shooting (1 - 4)			31 GRILL C foul drawn (2)
16:42		38-44	-6	31 GRILL C free throw 1 - 2 made (17)
16:42		38-45	-7	31 GRILL C free throw 2 - 2 made (18)
16:29	11 HOGGARD A turnover bad pass (1)			
16:04				25 MITCHELL M 2pt FG from turnover in the paint, jump shot missed



Missouri at Vanderbilt

03/01/25 Memorial Gymnasium (Vanderbilt), Nashville, Tenn.
Vanderbilt vs. No. 14 Missouri

Game Time: 5:00 PM
Game Duration: 2:35
Attendance: 10,311

Officials: Bart Lenox, Mike Nance, Jason Baker

Game Time	Vandy	Score	Diff	MU
16:02	22 CAREY J defensive rebound (7)			
15:59	11 HOGGARD A 2pt FG fast break in the paint, layup made (11)	40-45	-5	
15:59	11 HOGGARD A foul drawn (2)			0 ROBINSON II A foul shooting (3 - 1)
15:59	Timeout media			
15:59	1 EDWARDS J substitution out			
15:59	22 CAREY J substitution out			
15:59	3 TANNER T substitution in			
15:59	24 ROBERTS J substitution in			
15:59				0 ROBINSON II A substitution out
15:59				2 BATES T substitution out
15:59				12 PERKINS T substitution in
15:59				35 CREWS J substitution in
15:59	11 HOGGARD A free throw fast break 1 - 1 made (12)	41-45	-4	
15:41				31 GRILL C 2pt FG outside the paint, jump shot missed
15:39				35 CREWS J offensive rebound (1)
15:37				35 CREWS J 2pt FG second chance in the paint, jump shot blocked
15:37	30 MANON C block (2)			
15:34				33 GRAY J offensive rebound (3)
15:32	30 MANON C foul shooting (1 - 5)			33 GRAY J foul drawn (1)
15:32		41-46	-5	33 GRAY J free throw 1 - 2 made (3)
15:32	5 NICKEL T substitution out			
15:32	99 MCGLOCKTON D substitution in			
15:32		41-47	-6	33 GRAY J free throw 2 - 2 made (4)
15:08	30 MANON C 2pt FG in the paint, pull up jump shot made (18)	43-47	-4	
15:08	30 MANON C foul drawn (3)			33 GRAY J foul shooting (3 - 2)
15:08	30 MANON C free throw 1 - 1 made (19)	44-47	-3	
14:43	24 ROBERTS J foul shooting (1 - 6)			25 MITCHELL M foul drawn (6)
14:43		44-48	-4	25 MITCHELL M free throw 1 - 2 made (11)
14:43		44-49	-5	25 MITCHELL M free throw 2 - 2 made (12)
14:21	11 HOGGARD A 3pt FG , jump shot missed			
14:18	24 ROBERTS J offensive rebound (1)			
14:14	11 HOGGARD A 2pt FG second chance in the paint, layup missed			
14:12	99 MCGLOCKTON D offensive rebound (7)			
14:03	3 TANNER T 2pt FG second chance in the paint, floating jump shot made (2)	46-49	-3	
13:33		46-51	-5	31 GRILL C 2pt FG in the paint, driving layup made (20)
13:13	3 TANNER T 3pt FG , jump shot missed			
13:09				33 GRAY J defensive rebound (4)
13:10	30 MANON C substitution out			
13:10	2 COLLINS M substitution in			
13:10				33 GRAY J substitution out
13:10				35 CREWS J substitution out
13:10				2 BATES T substitution in
13:10				11 PIERCE T substitution in
13:07	11 HOGGARD A steal (1)			31 GRILL C turnover bad pass (2)
13:07	24 ROBERTS J substitution out			
13:07	5 NICKEL T substitution in			



Missouri at Vanderbilt

03/01/25 Memorial Gymnasium (Vanderbilt), Nashville, Tenn.
Vanderbilt vs. No. 14 Missouri

Game Time: 5:00 PM
Game Duration: 2:35
Attendance: 10,311

Officials: Bart Lenox, Mike Nance, Jason Baker

Game Time	Vandy	Score	Diff	MU
12:48	2 COLLINS M 2pt FG from turnover in the paint, turnaround jump shot made (2)	48-51	-3	
12:27	5 NICKEL T foul personal (1 - 7)			25 MITCHELL M foul drawn (7)
12:27	11 HOGGARD A substitution out			
12:27	1 EDWARDS J substitution in			
12:27		48-52	-4	25 MITCHELL M free throw 1 - 2 made (13)
12:27		48-53	-5	25 MITCHELL M free throw 2 - 2 made (14)
12:15	5 NICKEL T foul drawn (2)			11 PIERCE T foul personal (1 - 3)
12:15				25 MITCHELL M substitution out
12:15				33 GRAY J substitution in
12:09	99 MCGLOCKTON D 2pt FG in the paint, layup made (6)	50-53	-3	
12:09	1 EDWARDS J assist (2)			
11:52	jump ball situation			
11:52	Timeout media			
11:50				31 GRILL C 2pt FG outside the paint, jump shot missed
11:46				2 BATES T offensive rebound (2)
11:42	1 EDWARDS J foul drawn (1)			2 BATES T foul offensive (3 - 4)
11:42				2 BATES T turnover offensive (2)
11:17	3 TANNER T 2pt FG from turnover in the paint, floating jump shot made (4)	52-53	-1	
11:17	1 EDWARDS J assist (3)			
10:48				31 GRILL C 3pt FG , jump shot missed
10:42				11 PIERCE T offensive rebound (2)
10:42		52-55	-3	11 PIERCE T 2pt FG second chance in the paint, tip-in dunk made (2)
10:35	99 MCGLOCKTON D foul drawn (4)			33 GRAY J foul personal (4 - 5)
10:35				12 PERKINS T substitution out
10:35				33 GRAY J substitution out
10:35				0 ROBINSON II A substitution in
10:35				25 MITCHELL M substitution in
10:11	2 COLLINS M 3pt FG , jump shot missed			
10:09				31 GRILL C defensive rebound (1)
09:59	1 EDWARDS J steal (3)			25 MITCHELL M turnover bad pass (3)
09:38	2 COLLINS M 3pt FG from turnover, jump shot made (5)	55-55	0	
09:38	1 EDWARDS J assist (4)			
09:23	3 TANNER T foul personal (3 - 8)			0 ROBINSON II A foul drawn (3)
09:23	3 TANNER T substitution out			
09:23	5 NICKEL T substitution out			
09:23	11 HOGGARD A substitution in			
09:23	30 MANON C substitution in			
09:23		55-56	-1	0 ROBINSON II A 1&1 free throw 1 made (3)
09:23				0 ROBINSON II A 1&1 free throw 2 missed
09:23	30 MANON C defensive rebound (9)			
09:13	2 COLLINS M 2pt FG in the paint, driving layup made (7)	57-56	1	
08:52		57-58	-1	25 MITCHELL M 2pt FG in the paint, layup made (16)
08:52				31 GRILL C assist (1)
08:36	99 MCGLOCKTON D foul offensive (4 - 9)			0 ROBINSON II A foul drawn (4)
08:36	99 MCGLOCKTON D turnover offensive (2)			
08:36	99 MCGLOCKTON D substitution out			
08:36	22 CAREY J substitution in			



Missouri at Vanderbilt

03/01/25 Memorial Gymnasium (Vanderbilt), Nashville, Tenn.
Vanderbilt vs. No. 14 Missouri

Game Time: 5:00 PM
Game Duration: 2:35
Attendance: 10,311

Officials: Bart Lenox, Mike Nance, Jason Baker

Game Time	Vandy	Score	Diff	MU
08:20				25 MITCHELL M 2pt FG from turnover in the paint, jump shot missed
08:18	30 MANON C defensive rebound (10)			
08:09	11 HOGGARD A turnover lost ball (2)			0 ROBINSON II A steal (1)
08:04		57-60	-3	31 GRILL C 2pt FG fast break from turnover in the paint, driving layup made (22)
08:04				0 ROBINSON II A assist (2)
07:40	1 EDWARDS J 2pt FG outside the paint, jump shot missed			
07:38	22 CAREY J offensive rebound (8)			
07:38	22 CAREY J foul drawn (1)			11 PIERCE T foul personal (2 - 6)
07:38	Timeout media			
07:32	1 EDWARDS J 2pt FG second chance outside the paint, pull up jump shot missed			
07:30				31 GRILL C defensive rebound (2)
07:20		57-63	-6	0 ROBINSON II A 3pt FG , jump shot made (6)
06:59	1 EDWARDS J 2pt FG in the paint, pull up jump shot made (9)	59-63	-4	
06:39	11 HOGGARD A foul shooting (3 - 10)			11 PIERCE T foul drawn (2)
06:39		59-64	-5	11 PIERCE T free throw 1 - 3 made (3)
06:39				11 PIERCE T free throw 2 - 3 missed
06:39				offensive dead ball rebound (1)
06:39	1 EDWARDS J substitution out			
06:39	30 MANON C substitution out			
06:39	3 TANNER T substitution in			
06:39	5 NICKEL T substitution in			
06:39				11 PIERCE T free throw 3 - 3 missed
06:38	22 CAREY J defensive rebound (9)			
06:24	5 NICKEL T 3pt FG , jump shot made (3)	62-64	-2	
06:24	3 TANNER T assist (1)			
06:14		62-67	-5	0 ROBINSON II A 3pt FG , jump shot made (9)
05:49	5 NICKEL T 3pt FG , jump shot made (6)	65-67	-2	
05:49	3 TANNER T assist (2)			
05:42	5 NICKEL T foul drawn (3)			11 PIERCE T foul offensive (3 - 7)
05:42				11 PIERCE T turnover offensive (2)
05:34	22 CAREY J 2pt FG from turnover in the paint, layup missed			
05:28	22 CAREY J offensive rebound (10)			
05:28	22 CAREY J 2pt FG from turnover second chance in the paint, tip-in layup made (4)	67-67	0	
05:13				31 GRILL C 3pt FG , jump shot missed
05:09	3 TANNER T defensive rebound (1)			
05:00	3 TANNER T turnover lost ball (2)			0 ROBINSON II A steal (2)
04:55	11 HOGGARD A steal (2)			25 MITCHELL M turnover lost ball (4)
04:41	11 HOGGARD A foul drawn (3)			2 BATES T foul personal (4 - 8)
04:41	5 NICKEL T substitution out			
04:41	30 MANON C substitution in			
04:41	11 HOGGARD A 1&1 free throw 1 made (13)	68-67	1	
04:41	11 HOGGARD A 1&1 free throw 2 made (14)	69-67	2	
04:23		69-69	0	0 ROBINSON II A 2pt FG in the paint, pull up jump shot made (11)
03:56	22 CAREY J 2pt FG in the paint, layup made (6)	71-69	2	
03:38				11 PIERCE T substitution out
03:38				35 CREWS J substitution in



Missouri at Vanderbilt

03/01/25 Memorial Gymnasium (Vanderbilt), Nashville, Tenn.
Vanderbilt vs. No. 14 Missouri

Game Time: 5:00 PM
Game Duration: 2:35
Attendance: 10,311

Officials: Bart Lenox, Mike Nance, Jason Baker

Game Time	Vandy	Score	Diff	MU
03:36		71-72	-1	35 CREWS J 3pt FG , jump shot made (3)
03:36				2 BATES T assist (1)
03:33	Timeout media			
03:33	2 COLLINS M substitution out			
03:33	5 NICKEL T substitution in			
03:19	22 CAREY J turnover lost ball (1)			0 ROBINSON II A steal (3)
02:57	30 MANON C foul personal (2 - 11)			25 MITCHELL M foul drawn (8)
02:57				25 MITCHELL M free throw 1 - 2 missed
02:57				offensive dead ball rebound (2)
02:57	22 CAREY J substitution out			
02:57	30 MANON C substitution out			
02:57	1 EDWARDS J substitution in			
02:57	99 MCGLOCKTON D substitution in			
02:57		71-73	-2	25 MITCHELL M free throw 2 - 2 made (17)
02:38	99 MCGLOCKTON D turnover lost ball (3)			2 BATES T steal (1)
02:15				35 CREWS J substitution out
02:15				33 GRAY J substitution in
02:15	30 MANON C substitution in			
02:15	1 EDWARDS J substitution out			
02:08		71-75	-4	25 MITCHELL M 2pt FG from turnover in the paint, jump shot made (19)
02:02	Timeout 30 Sec			
02:02	3 TANNER T substitution out			
02:02	1 EDWARDS J substitution in			
01:52	11 HOGGARD A turnover bad pass (3)			31 GRILL C steal (2)
01:33		71-77	-6	2 BATES T 2pt FG from turnover in the paint, pull up jump shot made (12)
01:14	1 EDWARDS J foul drawn (2)			31 GRILL C foul shooting (1 - 9)
01:14	1 EDWARDS J free throw 1 - 2 made (10)	72-77	-5	
01:14	5 NICKEL T substitution out			
01:14	2 COLLINS M substitution in			
01:14				33 GRAY J substitution out
01:14				35 CREWS J substitution in
01:14	1 EDWARDS J free throw 2 - 2 made (11)	73-77	-4	
01:14	1 EDWARDS J substitution out			
01:14	3 TANNER T substitution in			
00:51				31 GRILL C 3pt FG , jump shot missed
00:46				0 ROBINSON II A offensive rebound (2)
00:46				Timeout 30 Sec
00:46	11 HOGGARD A substitution out			
00:46	4 HUFFMAN G substitution in			
00:35				25 MITCHELL M turnover out of bounds (5)
00:35	Timeout 30 Sec			
00:35	2 COLLINS M substitution out			
00:35	3 TANNER T substitution out			
00:35	4 HUFFMAN G substitution out			
00:35	1 EDWARDS J substitution in			
00:35	5 NICKEL T substitution in			
00:35	11 HOGGARD A substitution in			
00:23	jump ball situation			



Official Basketball Play by Play - Second Half
Missouri at Vanderbilt
 03/01/25 Memorial Gymnasium (Vanderbilt), Nashville, Tenn.
 Vanderbilt vs. No. 14 Missouri

Game Time: 5:00 PM
Game Duration: 2:35
Attendance: 10,311

Officials: Bart Lenox, Mike Nance, Jason Baker

Game Time	Vandy	Score	Diff	MU
00:23	5 NICKEL T foul drawn (4)			35 CREWS J foul personal (2 - 10)
00:23	5 NICKEL T free throw 1 - 2 made (7)	74-77	-3	
00:23	1 EDWARDS J substitution out			
00:23	2 COLLINS M substitution in			
00:23	3 TANNER T substitution in			
00:23	99 MCGLOCKTON D substitution out			
00:23	5 NICKEL T free throw 2 - 2 made (8)	75-77	-2	
00:23	5 NICKEL T substitution out			
00:23	4 HUFFMAN G substitution in			
00:23				Timeout 30 Sec
00:23				35 CREWS J substitution out
00:23				1 WARRICK M substitution in
00:21	30 MANON C foul personal (3 - 12)			0 ROBINSON II A foul drawn (5)
00:21		75-78	-3	0 ROBINSON II A free throw 1 - 2 made (12)
00:21	2 COLLINS M substitution out			
00:21	3 TANNER T substitution out			
00:21	4 HUFFMAN G substitution out			
00:21	1 EDWARDS J substitution in			
00:21	5 NICKEL T substitution in			
00:21	99 MCGLOCKTON D substitution in			
00:21		75-79	-4	0 ROBINSON II A free throw 2 - 2 made (13)
00:21				1 WARRICK M substitution out
00:21				11 PIERCE T substitution in
00:12	1 EDWARDS J 3pt FG , jump shot made (14)	78-79	-1	
00:12	Timeout 60 Sec			
00:12	1 EDWARDS J substitution out			
00:12	5 NICKEL T substitution out			
00:12	99 MCGLOCKTON D substitution out			
00:12	2 COLLINS M substitution in			
00:12	3 TANNER T substitution in			
00:12	4 HUFFMAN G substitution in			
00:12				11 PIERCE T substitution out
00:12				1 WARRICK M substitution in
00:09	4 HUFFMAN G foul personal (2 - 13)			31 GRILL C foul drawn (3)
00:09		78-80	-2	31 GRILL C free throw 1 - 2 made (23)
00:09	2 COLLINS M substitution out			
00:09	3 TANNER T substitution out			
00:09	4 HUFFMAN G substitution out			
00:09	1 EDWARDS J substitution in			
00:09	5 NICKEL T substitution in			
00:09	99 MCGLOCKTON D substitution in			
00:09				1 WARRICK M substitution out
00:09				11 PIERCE T substitution in
00:09		78-81	-3	31 GRILL C free throw 2 - 2 made (24)
00:04	5 NICKEL T 3pt FG , jump shot made (11)	81-81	0	
00:04	11 HOGGARD A assist (4)			
END OF PERIOD				
Vandy 81-81 MU				



Missouri at Vanderbilt

03/01/25 Memorial Gymnasium (Vanderbilt), Nashville, Tenn.
Vanderbilt vs. No. 14 Missouri

Game Time: 5:00 PM
Game Duration: 2:35
Attendance: 10,311

Officials: Bart Lenox, Mike Nance, Jason Baker

Missouri - 43

NO.	Name	F	Min	FG			Rebounds			Fouls		TP	AS	TO	ST	Blocks		+/-
				M-A	M-A	M-A	OR	DR	TOT	PF	FD					BS	BA	
11	Trent Pierce	F	12:44	1-1	0-0	1-3	1	0	1	3	1	3	0	2	0	0	0	-17
25	Mark Mitchell	F	18:20	3-5	0-0	8-9	0	1	1	0	6	14	0	4	0	0	0	-7
0	Anthony Robinson II	G	14:36	3-4	2-2	3-4	1	1	2	1	3	11	1	0	3	0	1	-7
2	Tamar Bates	G	17:11	1-1	0-0	0-0	1	0	1	2	0	2	1	1	1	0	0	-9
12	Tony Perkins	G	06:48	0-0	0-0	0-0	0	0	0	0	0	0	0	0	0	0	0	-6
21	Peyton Marshall		00:00	0-0	0-0	0-0	0	0	0	0	0	0	0	0	0	0	0	0
31	Caleb Grill		18:36	2-8	0-4	4-4	0	2	2	1	2	8	1	1	2	0	0	-5
33	Josh Gray		06:37	0-0	0-0	2-2	1	1	2	2	1	2	0	0	0	0	0	2
35	Jacob Crews		05:03	1-2	1-1	0-0	1	0	1	1	0	3	0	0	0	0	1	1
1	Marques Warrick		00:05	0-0	0-0	0-0	0	0	0	0	0	0	0	0	0	0	0	3
Team							0	0	0			0		0				
Totals				11-21	3-7	18-22	5	5	10	10	13	43	3	8	6	0	2	-9

Shooting By Period		
2 nd FG%	11-21	52.4%
3PT%	3-7	42.9%
FT%	18-22	81.8%
GM FG%	11-21	52.4%
3PT%	3-7	42.9%
FT%	18-22	81.8%

Dead Ball Rebounds: 2, 0

Technical Fouls::NONE

Vanderbilt - 52

NO.	Name	F	Min	FG			Rebounds			Fouls		TP	AS	TO	ST	Blocks		+/-
				M-A	M-A	M-A	OR	DR	TOT	PF	FD					BS	BA	
5	Tyler Nickel	F	12:59	3-3	3-3	2-2	0	0	0	1	3	11	0	0	0	0	0	16
99	Devin McGlockton	F	11:12	1-1	0-0	0-0	1	0	1	2	1	2	0	2	1	0	0	10
1	Jason Edwards	G	11:49	4-8	2-4	2-2	0	0	0	1	2	12	3	0	1	0	0	6
11	A.J. Hoggard	G	16:45	2-4	0-1	3-3	0	1	1	1	2	7	2	3	2	1	0	6
30	Chris Manon	G	13:33	2-2	0-0	1-1	0	3	3	3	1	5	0	1	1	1	0	0
22	Jaylen Carey		08:16	2-3	0-0	0-0	2	2	4	2	1	4	0	1	0	0	0	0
3	Tyler Tanner		11:57	2-3	0-1	0-0	0	1	1	1	0	4	2	1	0	0	0	5
24	JaQualon "JQ" Roberts		02:52	0-0	0-0	0-0	1	0	1	1	0	0	0	0	0	0	0	0
2	MJ Collins		10:21	3-4	1-2	0-0	0	0	0	0	0	7	0	0	0	0	0	4
4	Grant Huffman		00:16	0-0	0-0	0-0	0	0	0	1	0	0	0	0	0	0	0	-2
Team							0	0	0			0		0				
Totals				19-28	6-11	8-8	4	7	11	13	10	52	7	8	5	2	0	9

Shooting By Period		
2 nd FG%	19-28	67.9%
3PT%	6-11	54.5%
FT%	8-8	100%
GM FG%	19-28	67.9%
3PT%	6-11	54.5%
FT%	8-8	100.0%

Dead Ball Rebounds: 0, 0

Technical Fouls::NONE

	MU	Vandy
Biggest lead	8 (2 nd 18:21)	2 (2 nd 4:41)
Best Scoring Run	8(2 nd 1:33)	7(2 nd 4:41)
Lead Changes	4	
Times Tied	4	
Time with Lead	17:13	00:59

Points from	MU	Vandy
Turnovers	7	16
Paint	16	22
Second Chance	4	4
Fast Breaks	2	6
Bench	13	15

	Period by Period Scoring			
	1st	2nd	OT1	TOT
MU	38	43	12	93
Vandy	29	52	16	97



Missouri at Vanderbilt

03/01/25 Memorial Gymnasium (Vanderbilt), Nashville, Tenn.
Vanderbilt vs. No. 14 Missouri

Game Time: 5:00 PM
Game Duration: 2:35
Attendance: 10,311

Officials: Bart Lenox, Mike Nance, Jason Baker

Overtime 1

Quarter Starters:

Vandy	1 Edwards J	5 Nickel T	11 Hoggard A	30 Manon C	99 McGlockton D
MU	0 Robinson II A	2 Bates T	11 Pierce T	25 Mitchell M	31 Grill C

Game Time	Vandy	Score	Diff	MU
05:00	99 MCGLOCKTON D jumpball won			25 MITCHELL M jumpball lost
04:41	30 MANON C 2pt FG in the paint, layup made (21)	83-81	2	
04:41	11 HOGGARD A assist (5)			
04:14	11 HOGGARD A foul shooting (4 - 14)			25 MITCHELL M foul drawn (9)
04:14				25 MITCHELL M free throw 1 - 2 missed
04:14				offensive dead ball rebound (3)
04:14		83-82	1	25 MITCHELL M free throw 2 - 2 made (20)
03:54	11 HOGGARD A 2pt FG in the paint, driving layup made (16)	85-82	3	
03:35				25 MITCHELL M 2pt FG in the paint, jump shot missed
03:33				11 PIERCE T offensive rebound (3)
03:31				2 BATES T 3pt FG second chance, jump shot missed
03:29	99 MCGLOCKTON D defensive rebound (8)			
03:10	30 MANON C foul drawn (4)			11 PIERCE T foul shooting (4 - 11)
03:10	30 MANON C free throw 1 - 2 made (22)	86-82	4	
03:10	99 MCGLOCKTON D substitution out			
03:10	22 CAREY J substitution in			
03:10				11 PIERCE T substitution out
03:10				35 CREWS J substitution in
03:10	30 MANON C free throw 2 - 2 made (23)	87-82	5	
02:51		87-84	3	2 BATES T 2pt FG in the paint, layup made (14)
02:51				0 ROBINSON II A assist (3)
02:28	5 NICKEL T 3pt FG , jump shot missed			
02:25				0 ROBINSON II A defensive rebound (3)
02:18				35 CREWS J 3pt FG , jump shot missed
02:16	11 HOGGARD A defensive rebound (3)			
01:50	11 HOGGARD A 2pt FG in the paint, jump shot made (18)	89-84	5	
01:50	11 HOGGARD A foul drawn (4)			35 CREWS J foul shooting (3 - 12)
01:50	11 HOGGARD A free throw 1 - 1 made (19)	90-84	6	
01:41		90-86	4	31 GRILL C 2pt FG in the paint, layup made (26)
01:41				0 ROBINSON II A assist (4)
01:09	1 EDWARDS J 3pt FG , jump shot made (17)	93-86	7	
01:09	11 HOGGARD A assist (6)			
00:55		93-89	4	0 ROBINSON II A 3pt FG , jump shot made (16)
00:55				Timeout 30 Sec
00:55				Timeout media
00:55	22 CAREY J substitution out			
00:55	99 MCGLOCKTON D substitution in			
00:55				2 BATES T substitution out
00:55				11 PIERCE T substitution in
00:45	5 NICKEL T foul drawn (5)			25 MITCHELL M foul personal (2 - 13)
00:45	5 NICKEL T free throw 1 - 2 missed			
00:45	offensive dead ball rebound (3)			
00:45				11 PIERCE T substitution out



Official Basketball Play by Play - 1st OT

Missouri at Vanderbilt

03/01/25 Memorial Gymnasium (Vanderbilt), Nashville, Tenn.
Vanderbilt vs. No. 14 Missouri

Game Time: 5:00 PM
Game Duration: 2:35
Attendance: 10,311

Officials: Bart Lenox, Mike Nance, Jason Baker

Game Time	Vandy	Score	Diff	MU
00:45				2 BATES T substitution in
00:45	5 NICKEL T free throw 2 - 2 made (12)	94-89	5	
00:45	5 NICKEL T substitution out			
00:45	2 COLLINS M substitution in			
00:36	1 EDWARDS J foul shooting (2 - 15)			31 GRILL C foul drawn (4)
00:36		94-90	4	31 GRILL C free throw 1 - 2 made (27)
00:36	2 COLLINS M substitution out			
00:36	5 NICKEL T substitution in			
00:36				2 BATES T substitution out
00:36				11 PIERCE T substitution in
00:36		94-91	3	31 GRILL C free throw 2 - 2 made (28)
00:24	11 HOGGARD A foul drawn (5)			31 GRILL C foul personal (2 - 14)
00:24	11 HOGGARD A free throw 1 - 2 made (20)	95-91	4	
00:24	1 EDWARDS J substitution out			
00:24	5 NICKEL T substitution out			
00:24	2 COLLINS M substitution in			
00:24	4 HUFFMAN G substitution in			
00:24				11 PIERCE T substitution out
00:24				2 BATES T substitution in
00:24	11 HOGGARD A free throw 2 - 2 made (21)	96-91	5	
00:15		96-93	3	2 BATES T 2pt FG in the paint, layup made (16)
00:15				0 ROBINSON II A assist (5)
00:08	99 MCGLOCKTON D foul drawn (5)			25 MITCHELL M foul shooting (3 - 15)
00:08	99 MCGLOCKTON D free throw fast break 1 - 2 made (7)	97-93	4	
00:08				Timeout 60 Sec
00:08	99 MCGLOCKTON D free throw fast break 2 - 2 missed			
00:07				35 CREWS J defensive rebound (2)
00:03				31 GRILL C 3pt FG , jump shot missed
00:03	30 MANON C defensive rebound (11)			
END OF GAME				
Vandy 97-93 MU				



Missouri at Vanderbilt

03/01/25 Memorial Gymnasium (Vanderbilt), Nashville, Tenn.
Vanderbilt vs. No. 14 Missouri

Game Time: 5:00 PM
Game Duration: 2:35
Attendance: 10,311

Officials: Bart Lenox, Mike Nance, Jason Baker

Missouri - 12

NO.	Name	F	Min	FG			Rebounds			Fouls		TP	AS	TO	ST	Blocks		+/-	
				M-A	M-A	M-A	OR	DR	TOT	PF	FD					BS	BA		
11	Trent Pierce	F	02:12	0-0	0-0	0-0	1	0	1	1	0	0	0	0	0	0	0	-4	
25	Mark Mitchell	F	05:00	0-1	0-0	1-2	0	0	0	2	1	1	0	0	0	0	0	-4	
0	Anthony Robinson II	G	05:00	1-1	1-1	0-0	0	1	1	0	0	3	3	0	0	0	0	-4	
2	Tamar Bates	G	04:38	2-3	0-1	0-0	0	0	0	0	0	4	0	0	0	0	0	-4	
12	Tony Perkins	G	00:00	0-0	0-0	0-0	0	0	0	0	0	0	0	0	0	0	0	0	
31	Caleb Grill		05:00	1-2	0-1	2-2	0	0	0	1	1	4	0	0	0	0	0	-4	
35	Jacob Crews		03:10	0-1	0-1	0-0	0	1	1	1	0	0	0	0	0	0	0	0	
Team							0	0	0			0							
Totals				4-8	1-4	3-4	1	2	3	5	2	12	3	0	0	0	0	0	-4

Shooting By Period		
OT FG%	4-8	50.0%
3PT%	1-4	25.0%
FT%	3-4	75%
GM FG%	4-8	50.0%
3PT%	1-4	25.0%
FT%	3-4	75.0%

Dead Ball Rebounds: 1, 0

Technical Fouls::NONE

Vanderbilt - 16

NO.	Name	F	Min	FG			Rebounds			Fouls		TP	AS	TO	ST	Blocks		+/-	
				M-A	M-A	M-A	OR	DR	TOT	PF	FD					BS	BA		
5	Tyler Nickel	F	04:27	0-1	0-1	1-2	0	0	0	0	1	1	0	0	0	0	0	5	
99	Devin McGlockton	F	02:45	0-0	0-0	1-2	0	1	1	0	1	1	0	0	0	0	0	4	
1	Jason Edwards	G	04:36	1-1	1-1	0-0	0	0	0	1	0	3	0	0	0	0	0	4	
11	A.J. Hoggard	G	05:00	2-2	0-0	3-3	0	1	1	1	2	7	2	0	0	0	0	4	
30	Chris Manon	G	05:00	1-1	0-0	2-2	0	1	1	0	1	4	0	0	0	0	0	4	
22	Jaylen Carey		02:15	0-0	0-0	0-0	0	0	0	0	0	0	0	0	0	0	0	0	
2	MJ Collins		00:33	0-0	0-0	0-0	0	0	0	0	0	0	0	0	0	0	0	-1	
4	Grant Huffman		00:24	0-0	0-0	0-0	0	0	0	0	0	0	0	0	0	0	0	0	
Team							0	0	0			0							
Totals				4-5	1-2	7-9	0	3	3	2	5	16	2	0	0	0	0	0	4

Shooting By Period		
OT FG%	4-5	80.0%
3PT%	1-2	50.0%
FT%	7-9	77.8%
GM FG%	4-5	80.0%
3PT%	1-2	50.0%
FT%	7-9	77.8%

Dead Ball Rebounds: 1, 0

Technical Fouls::NONE

	MU	Vandy
Biggest lead	0 (1 st 20:00)	7 (1 st OT 1:09)
Best Scoring Run	3 (1 st OT 0:55)	4 (1 st OT 3:10)
Lead Changes	1	
Times Tied	0	
Time with Lead	00:00	04:41

Points from	MU	Vandy
Turnovers	0	0
Paint	6	6
Second Chance	0	0
Fast Breaks	0	1
Bench	4	0

	Period by Period Scoring			
	1st	2nd	OT1	TOT
MU	38	43	12	93
Vandy	29	52	16	97



Missouri at Vanderbilt

03/01/25 Memorial Gymnasium (Vanderbilt), Nashville, Tenn.
 Vanderbilt vs. No. 14 Missouri

Game Time: 5:00 PM
Game Duration: 2:35
Attendance: 10,311

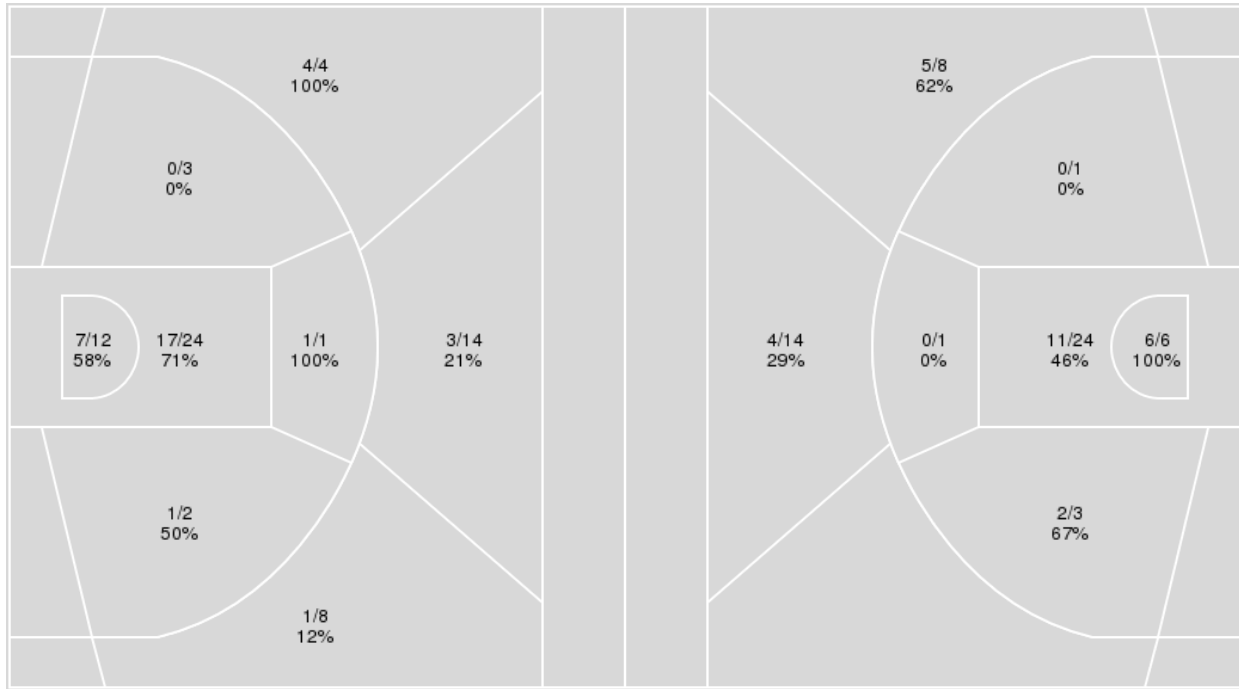
Officials: Bart Lenox, Mike Nance, Jason Baker

{ Players => 0, 1, 2, 3, 4, 5, 7, 10, 11, 12, 15, 21, 22, 24, 25, 30, 33, 99;
 } FG Types => All; Results => All;

{ Players => 0, 1, 2, 4, 5, 6, 7, 10, 11, 12, 15, 17, 21, 23, 25, 31, 33, 35;
 } FG Types => All; Results => All;

Vanderbilt

Missouri



Vanderbilt	M/A	%
Field Goals	34/68	50
2 Points	26/42	62
3 Points	8/26	31
Free Throws	21/24	88

Missouri	M/A	%
Field Goals	28/57	49
2 Points	19/35	54
3 Points	9/22	41
Free Throws	28/35	80



Missouri at Vanderbilt

03/01/25 Memorial Gymnasium (Vanderbilt), Nashville, Tenn.
Vanderbilt vs. No. 14 Missouri

Game Time: 5:00 PM
Game Duration: 2:35
Attendance: 10,311

Officials: Bart Lenox, Mike Nance, Jason Baker

Missouri

No	Name	Mins		Score		Points Diff		Points per Min		Assists		Rebounds		Steals		Turnovers	
		On	Off	On	Off	On	Off	On	Off	On	Off	On	Off	On	Off	On	Off
0	Anthony Robinson II	33:05	11:56	71 - 71	22 - 26	0	-4	2.15	1.84	10	2	20	8	7	1	7	6
1	Marques Warrick	03:27	41:33	9 - 9	84 - 88	0	-4	2.60	2.02	0	12	2	26	0	8	2	11
2	Tamar Bates	36:59	08:01	73 - 85	20 - 12	-12	8	1.97	2.50	8	4	23	5	6	2	12	1
11	Trent Pierce	24:55	20:05	38 - 59	55 - 38	-21	17	1.53	2.74	5	7	13	15	4	4	9	4
12	Tony Perkins	14:52	30:08	18 - 29	75 - 68	-11	7	1.21	2.49	2	10	11	17	1	7	7	6
21	Peyton Marshall	00:16	44:45	1 - 0	92 - 97	1	-5	3.87	2.06	0	12	0	28	0	8	0	13
25	Mark Mitchell	40:58	04:03	91 - 87	2 - 10	4	-8	2.22	0.49	12	0	25	3	8	0	11	2
31	Caleb Grill	38:41	06:19	91 - 85	2 - 12	6	-10	2.35	0.32	12	0	23	5	8	0	10	3
33	Josh Gray	14:47	30:14	34 - 24	59 - 73	10	-14	2.30	1.95	3	9	13	15	2	6	3	10
35	Jacob Crews	17:02	27:58	39 - 36	54 - 61	3	-7	2.29	1.93	8	4	10	18	4	4	4	9

Vanderbilt

No	Name	Mins		Score		Points Diff		Points per Min		Assists		Rebounds		Steals		Turnovers	
		On	Off	On	Off	On	Off	On	Off	On	Off	On	Off	On	Off	On	Off
1	Jason Edwards	29:45	15:15	64 - 60	33 - 33	4	0	2.15	2.16	14	2	24	15	8	2	9	5
2	MJ Collins	16:52	28:08	37 - 39	60 - 54	-2	6	2.19	2.13	5	11	17	22	4	6	7	7
3	Tyler Tanner	16:39	28:21	35 - 34	62 - 59	1	3	2.10	2.19	5	11	11	28	3	7	6	8
4	Grant Huffman	05:08	39:52	5 - 18	92 - 75	-13	17	0.97	2.31	0	16	8	31	1	9	3	11
5	Tyler Nickel	32:44	12:16	73 - 56	24 - 37	17	-13	2.23	1.96	16	0	26	13	8	2	11	3
11	A.J. Hoggard	36:28	08:32	86 - 72	11 - 21	14	-10	2.36	1.29	13	3	32	7	8	2	11	3
22	Jaylen Carey	21:10	23:51	40 - 54	57 - 39	-14	18	1.89	2.39	4	12	22	17	3	7	10	4
24	JaQualon "JQ" Roberts	02:52	42:08	6 - 6	91 - 87	0	4	2.09	2.16	0	16	2	37	1	9	0	14
30	Chris Manon	34:16	10:44	76 - 75	21 - 18	1	3	2.22	1.96	11	5	29	10	6	4	8	6
99	Devin McGlockton	29:07	15:53	63 - 51	34 - 42	12	-8	2.16	2.14	12	4	24	15	8	2	5	9

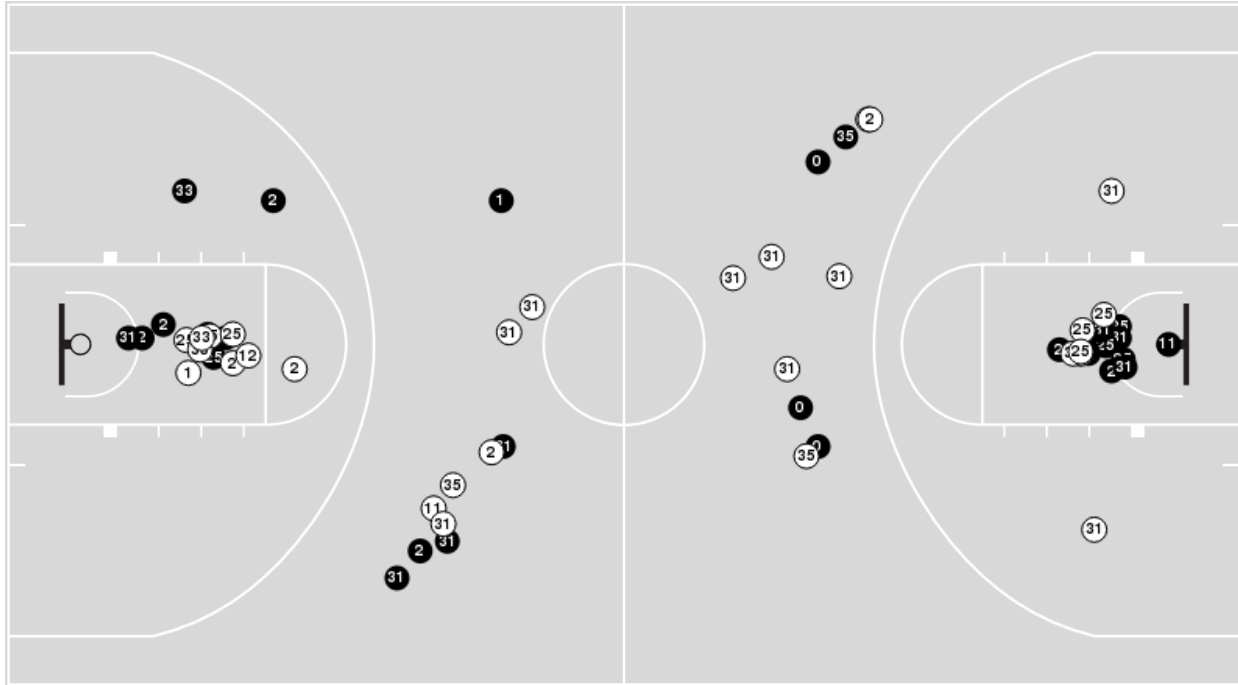


Officials: Bart Lenox, Mike Nance, Jason Baker

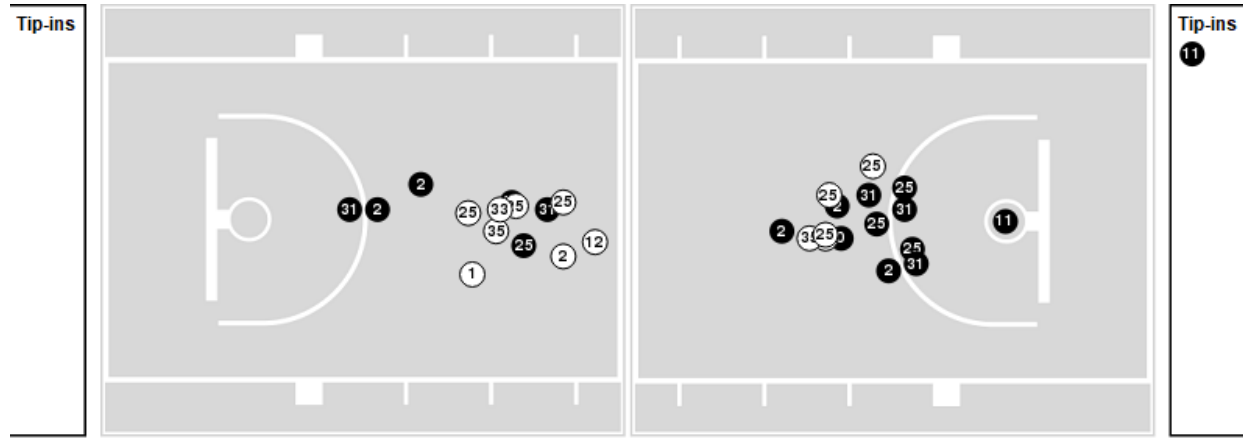
Players => 0, 1, 2, 4, 5, 6, 7, 10, 11, 12, 15, 17, 21, 23, 25, 31, 33, 35 FG Types=>All Results=>All

Missouri

All Field Goals



Blow Up Chart



● Made ○ Missed N - Player Number

Missouri	M/A	%
Field Goals	28/57	49
2 Points	19/35	54
3 Points	9/22	41
Free Throws	28/35	80

Missouri	M/A	%
Points in the Paint	34 (17 / 30)	57
Fast Break Points	5 (3/4)	75
Second Chance Points	9 (6/10)	60
Effective FG%	57	



Missouri at Vanderbilt

03/01/25 Memorial Gymnasium (Vanderbilt), Nashville, Tenn.
 Vanderbilt vs. No. 14 Missouri

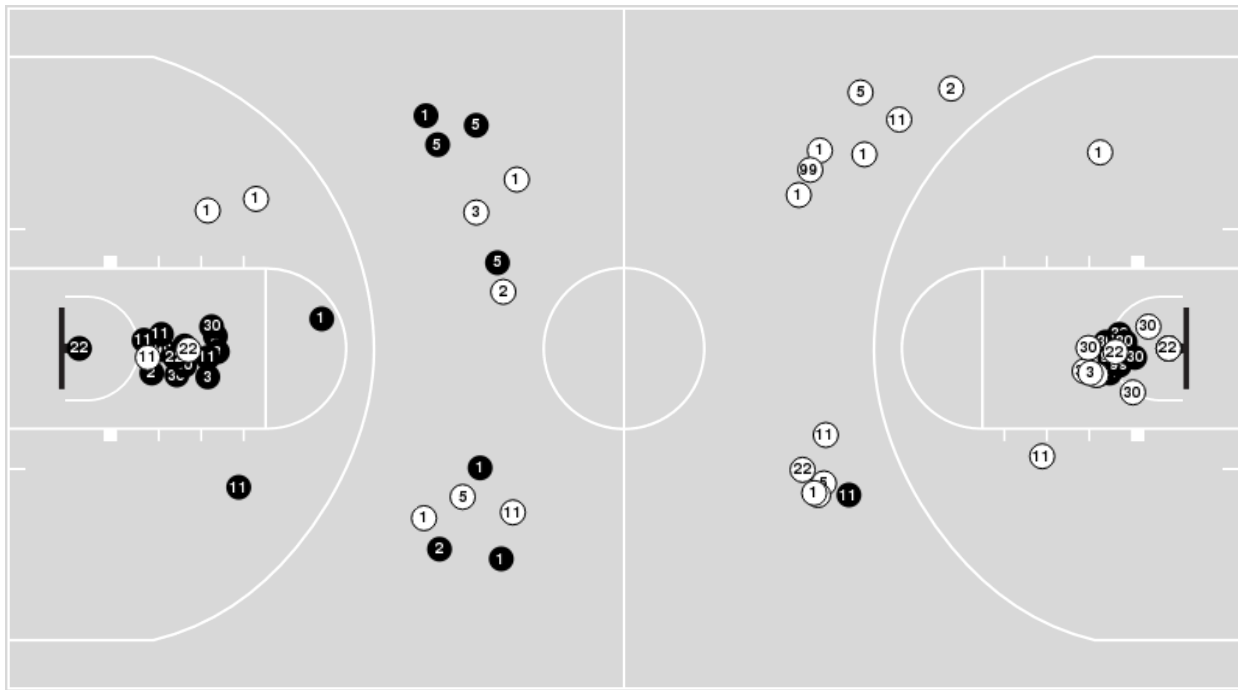
Game Time: 5:00 PM
Game Duration: 2:35
Attendance: 10,311

Officials: Bart Lenox, Mike Nance, Jason Baker

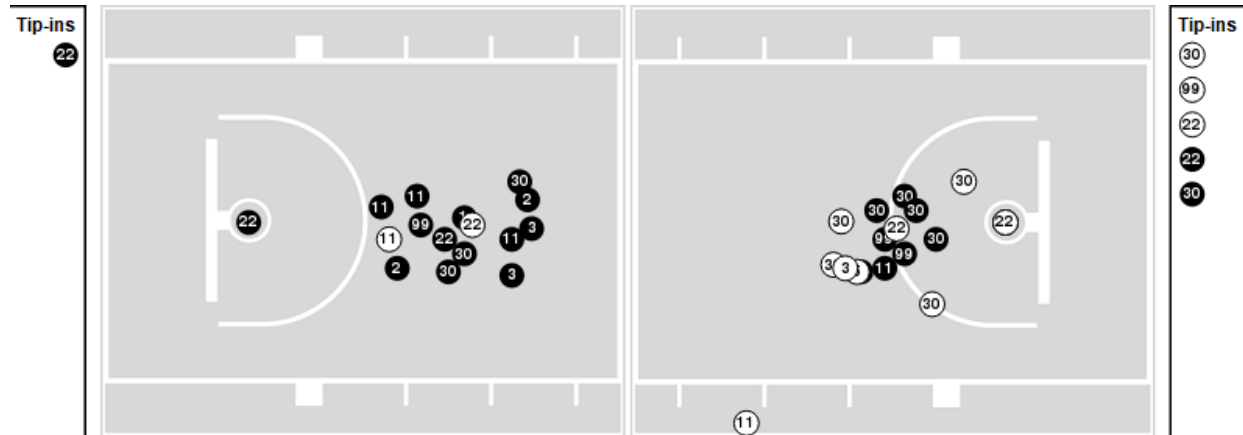
Players => 0, 1, 2, 3, 4, 5, 7, 10, 11, 12, 15, 21, 22, 24, 25, 30, 33, 99FG Types=>AllResults=>All

Vanderbilt

All Field Goals



Blow Up Chart



● Made ○ Missed N - Player Number

Vanderbilt	M/A	%
Field Goals	34/68	50
2 Points	26/42	62
3 Points	8/26	31
Free Throws	21/24	88

Vanderbilt	M/A	%
Points in the Paint	48 (24 / 36)	67
Fast Break Points	14 (7/8)	88
Second Chance Points	12 (6/16)	38
Effective FG%	56	



Missouri at Vanderbilt

03/01/25 Memorial Gymnasium (Vanderbilt), Nashville, Tenn.
Vanderbilt vs. No. 14 Missouri

Game Time: 5:00 PM
Game Duration: 2:35
Attendance: 10,311

Officials: Bart Lenox, Mike Nance, Jason Baker

Missouri

Lineup	Quarter On	Time On	Quarter Off	Time Off	Time on Court	Score	Score Diff	Reb	Stl	Tov	Ass	PPP
0- Robinson II A/ 2- Bates T/ 11- Pierce T/ 12- Perkins T/ 25- Mitchell M/	1	20:00	1	16:39	03:21	2-2	0	4	0	1	0	0.4630
2- Bates T/ 11- Pierce T/ 12- Perkins T/ 25- Mitchell M/ 31- Grill C/	1	16:39	1	14:53	01:46	3-4	-1	0	0	1	1	1.0000
2- Bates T/ 11- Pierce T/ 12- Perkins T/ 31- Grill C/ 33- Gray J/	1	14:53	1	14:20	00:33	0-0	0	1	0	0	0	0.0000
12- Perkins T/ 25- Mitchell M/ 31- Grill C/ 33- Gray J/ 35- Crews J/	1	14:20	1	13:30	00:50	3-1	2	0	1	1	1	1.5000
0- Robinson II A/ 25- Mitchell M/ 31- Grill C/ 33- Gray J/ 35- Crews J/	1	13:30	1	13:02	00:28	3-0	3	0	0	0	1	3.0000
0- Robinson II A/ 11- Pierce T/ 25- Mitchell M/ 31- Grill C/ 35- Crews J/	1	13:02	1	09:30	03:32	7-4	3	2	1	0	2	1.1667
0- Robinson II A/ 2- Bates T/ 12- Perkins T/ 33- Gray J/ 35- Crews J/	1	09:30	1	08:38	00:52	0-2	-2	0	0	0	0	0.0000
1- Warrick M/ 2- Bates T/ 12- Perkins T/ 33- Gray J/ 35- Crews J/	1	08:38	1	07:56	00:42	0-4	-4	0	0	1	0	0.0000
1- Warrick M/ 2- Bates T/ 25- Mitchell M/ 31- Grill C/ 35- Crews J/	1	07:56	1	05:31	02:25	5-5	0	2	0	1	0	1.2500
0- Robinson II A/ 2- Bates T/ 11- Pierce T/ 25- Mitchell M/ 31- Grill C/	1	05:31	1	05:00	00:31	1-3	-2	0	0	0	0	2.2727
0- Robinson II A/ 2- Bates T/ 25- Mitchell M/ 31- Grill C/ 33- Gray J/	1	05:00	1	00:15	04:44	13-4	9	6	0	0	1	1.6753
1- Warrick M/ 2- Bates T/ 21- Marshall P/ 25- Mitchell M/ 31- Grill C/	1	00:15	1	00:15	00:00	1-0	1	0	0	0	0	2.2727
1- Warrick M/ 2- Bates T/ 11- Pierce T/ 21- Marshall P/ 31- Grill C/	1	00:15	2	20:00	00:15	0-0	0	0	0	0	0	0.0000
0- Robinson II A/ 2- Bates T/ 11- Pierce T/ 12- Perkins T/ 25- Mitchell M/	2	20:00	2	18:36	01:24	0-4	-4	1	0	1	0	0.0000
0- Robinson II A/ 2- Bates T/ 11- Pierce T/ 25- Mitchell M/ 31- Grill C/	2	18:36	2	17:06	01:30	4-5	-1	0	1	1	0	1.0309
0- Robinson II A/ 2- Bates T/ 25- Mitchell M/ 31- Grill C/ 33- Gray J/	2	17:06	2	15:59	01:07	3-2	1	1	0	0	0	1.2931
12- Perkins T/ 25- Mitchell M/ 31- Grill C/ 33- Gray J/ 35- Crews J/	2	15:59	2	13:10	02:49	6-6	0	3	0	0	0	2.1739
2- Bates T/ 11- Pierce T/ 12- Perkins T/ 25- Mitchell M/ 31- Grill C/	2	13:10	2	12:15	00:55	2-2	0	0	0	1	0	1.0638
2- Bates T/ 11- Pierce T/ 12- Perkins T/ 31- Grill C/ 33- Gray J/	2	12:15	2	10:35	01:40	2-4	-2	2	0	1	0	1.0000
0- Robinson II A/ 2- Bates T/ 11- Pierce T/ 25- Mitchell M/ 31- Grill C/	2	10:35	2	03:38	06:57	14-19	-5	2	2	3	2	1.1475
0- Robinson II A/ 2- Bates T/ 25- Mitchell M/ 31- Grill C/ 35- Crews J/	2	03:38	2	02:15	01:23	4-0	4	0	2	0	1	2.1277
0- Robinson II A/ 2- Bates T/ 25- Mitchell M/ 31- Grill C/ 33- Gray J/	2	02:15	2	01:14	01:01	4-1	3	0	1	0	0	2.0000
0- Robinson II A/ 2- Bates T/ 25- Mitchell M/ 31- Grill C/ 35- Crews J/	2	01:14	2	00:23	00:51	0-3	-3	1	0	1	0	0.0000
0- Robinson II A/ 1- Warrick M/ 2- Bates T/ 25- Mitchell M/ 31- Grill C/	2	00:23	2	00:21	00:01	2-0	2	0	0	0	0	2.2727
0- Robinson II A/ 2- Bates T/ 11- Pierce T/ 25- Mitchell M/ 31- Grill C/	2	00:21	2	00:12	00:09	0-3	-3	0	0	0	0	0.0000
0- Robinson II A/ 1- Warrick M/ 2- Bates T/ 25- Mitchell M/ 31- Grill C/	2	00:12	2	00:09	00:03	1-0	1	0	0	0	0	2.2727
0- Robinson II A/ 2- Bates T/ 11- Pierce T/ 25- Mitchell M/ 31- Grill C/	2	00:09	OT1	03:10	01:59	2-8	-6	1	0	0	0	0.8621
0- Robinson II A/ 2- Bates T/ 25- Mitchell M/ 31- Grill C/ 35- Crews J/	OT1	03:10	OT1	00:55	02:15	7-7	0	1	0	0	2	1.7500
0- Robinson II A/ 11- Pierce T/ 25- Mitchell M/ 31- Grill C/ 35- Crews J/	OT1	00:55	OT1	00:45	00:09	0-0	0	0	0	0	0	0.0000
0- Robinson II A/ 2- Bates T/ 25- Mitchell M/ 31- Grill C/ 35- Crews J/	OT1	00:45	OT1	00:36	00:09	1-1	0	0	0	0	0	2.2727
0- Robinson II A/ 11- Pierce T/ 25- Mitchell M/ 31- Grill C/ 35- Crews J/	OT1	00:36	OT1	00:24	00:12	1-1	0	0	0	0	0	2.2727
0- Robinson II A/ 2- Bates T/ 25- Mitchell M/ 31- Grill C/ 35- Crews J/	OT1	00:24	OT1	00:00	00:24	2-2	0	1	0	0	1	1.0000



Vanderbilt

Lineup	Quarter On	Time On	Quarter Off	Time Off	Time on Court	Score	Score Diff	Reb	Stl	Tov	Ass	PPP
1- Edwards J/ 5- Nickel T/ 11- Hoggard A/ 30- Manon C/ 99- McGlockton D/	1	20:00	1	14:53	05:07	6-5	1	7	2	1	2	1.0000
1- Edwards J/ 4- Huffman G/ 22- Carey J/ 30- Manon C/ 99- McGlockton D/	1	14:53	1	13:47	01:06	1-3	-2	3	0	0	0	0.5319
1- Edwards J/ 2- Collins M/ 4- Huffman G/ 22- Carey J/ 99- McGlockton D/	1	13:47	1	13:02	00:45	0-3	-3	1	1	1	0	0.0000
2- Collins M/ 3- Tanner T/ 4- Huffman G/ 5- Nickel T/ 22- Carey J/	1	13:02	1	12:06	00:56	0-5	-5	0	0	2	0	0.0000
2- Collins M/ 3- Tanner T/ 5- Nickel T/ 11- Hoggard A/ 22- Carey J/	1	12:06	1	09:30	02:36	4-2	2	6	0	1	0	1.0000
1- Edwards J/ 5- Nickel T/ 11- Hoggard A/ 30- Manon C/ 99- McGlockton D/	1	09:30	1	05:31	03:59	11-5	6	4	2	0	5	1.8333
3- Tanner T/ 11- Hoggard A/ 22- Carey J/ 30- Manon C/ 99- McGlockton D/	1	05:31	1	05:10	00:21	2-1	1	0	0	0	0	2.2727
1- Edwards J/ 3- Tanner T/ 22- Carey J/ 30- Manon C/ 99- McGlockton D/	1	05:10	1	04:21	00:49	1-3	-2	0	0	0	0	0.6944
1- Edwards J/ 5- Nickel T/ 11- Hoggard A/ 22- Carey J/ 30- Manon C/	1	04:21	1	03:03	01:18	0-4	-4	1	0	1	0	0.0000
2- Collins M/ 11- Hoggard A/ 22- Carey J/ 30- Manon C/ 99- McGlockton D/	1	03:03	1	03:03	00:00	2-0	2	0	0	0	0	2.2727
2- Collins M/ 4- Huffman G/ 22- Carey J/ 30- Manon C/ 99- McGlockton D/	1	03:03	1	01:22	01:41	2-3	-1	3	0	0	0	2.0000
5- Nickel T/ 11- Hoggard A/ 22- Carey J/ 30- Manon C/ 99- McGlockton D/	1	01:22	1	00:15	01:06	0-2	-2	0	0	0	0	0.0000
1- Edwards J/ 5- Nickel T/ 11- Hoggard A/ 30- Manon C/ 99- McGlockton D/	1	00:15	2	18:36	01:39	4-2	2	1	1	0	0	1.0000
1- Edwards J/ 5- Nickel T/ 11- Hoggard A/ 22- Carey J/ 30- Manon C/	2	18:36	2	15:59	02:37	7-7	0	2	1	2	1	1.1667
3- Tanner T/ 5- Nickel T/ 11- Hoggard A/ 24- Roberts J/ 30- Manon C/	2	15:59	2	15:32	00:27	1-1	0	0	0	0	0	2.2727
3- Tanner T/ 11- Hoggard A/ 24- Roberts J/ 30- Manon C/ 99- McGlockton D/	2	15:32	2	13:10	02:22	5-5	0	2	0	0	0	1.4535
2- Collins M/ 3- Tanner T/ 11- Hoggard A/ 24- Roberts J/ 99- McGlockton D/	2	13:10	2	13:07	00:03	0-0	0	0	1	0	0	0.0000
2- Collins M/ 3- Tanner T/ 5- Nickel T/ 11- Hoggard A/ 99- McGlockton D/	2	13:07	2	12:27	00:40	2-0	2	0	0	0	0	2.0000
1- Edwards J/ 2- Collins M/ 3- Tanner T/ 5- Nickel T/ 99- McGlockton D/	2	12:27	2	09:23	03:04	7-4	3	0	1	0	3	1.7500
1- Edwards J/ 2- Collins M/ 11- Hoggard A/ 30- Manon C/ 99- McGlockton D/	2	09:23	2	08:36	00:47	2-3	-1	1	0	1	0	1.0000
1- Edwards J/ 2- Collins M/ 11- Hoggard A/ 22- Carey J/ 30- Manon C/	2	08:36	2	06:39	01:57	2-6	-4	2	0	1	0	0.6667
2- Collins M/ 3- Tanner T/ 5- Nickel T/ 11- Hoggard A/ 22- Carey J/	2	06:39	2	04:41	01:58	8-3	5	3	1	1	2	2.0000
2- Collins M/ 3- Tanner T/ 11- Hoggard A/ 22- Carey J/ 30- Manon C/	2	04:41	2	03:33	01:08	4-5	-1	0	0	0	0	2.1277
3- Tanner T/ 5- Nickel T/ 11- Hoggard A/ 22- Carey J/ 30- Manon C/	2	03:33	2	02:57	00:36	0-0	0	0	0	1	0	0.0000
1- Edwards J/ 3- Tanner T/ 5- Nickel T/ 11- Hoggard A/ 99- McGlockton D/	2	02:57	2	02:15	00:42	0-1	-1	0	0	1	0	0.0000
3- Tanner T/ 5- Nickel T/ 11- Hoggard A/ 30- Manon C/ 99- McGlockton D/	2	02:15	2	02:02	00:13	0-2	-2	0	0	0	0	0.0000
1- Edwards J/ 5- Nickel T/ 11- Hoggard A/ 30- Manon C/ 99- McGlockton D/	2	02:02	2	01:14	00:48	1-2	-1	0	0	1	0	0.6944
1- Edwards J/ 2- Collins M/ 11- Hoggard A/ 30- Manon C/ 99- McGlockton D/	2	01:14	2	01:14	00:00	1-0	1	0	0	0	0	2.2727
2- Collins M/ 3- Tanner T/ 11- Hoggard A/ 30- Manon C/ 99- McGlockton D/	2	01:14	2	00:46	00:27	0-0	0	0	0	0	0	0.0000
2- Collins M/ 3- Tanner T/ 4- Huffman G/ 30- Manon C/ 99- McGlockton D/	2	00:46	2	00:35	00:11	0-0	0	0	0	0	0	0.0000
1- Edwards J/ 5- Nickel T/ 11- Hoggard A/ 30- Manon C/ 99- McGlockton D/	2	00:35	2	00:23	00:12	1-0	1	0	0	0	0	2.2727
2- Collins M/ 3- Tanner T/ 5- Nickel T/ 11- Hoggard A/ 30- Manon C/	2	00:23	2	00:23	00:00	1-0	1	0	0	0	0	2.2727
2- Collins M/ 3- Tanner T/ 4- Huffman G/ 11- Hoggard A/ 30- Manon C/	2	00:23	2	00:21	00:01	0-1	-1	0	0	0	0	0.0000
1- Edwards J/ 5- Nickel T/ 11- Hoggard A/ 30- Manon C/ 99- McGlockton D/	2	00:21	2	00:12	00:09	3-1	2	0	0	0	0	3.0000
2- Collins M/ 3- Tanner T/ 4- Huffman G/ 11- Hoggard A/ 30- Manon C/	2	00:12	2	00:09	00:03	0-1	-1	0	0	0	0	0.0000
1- Edwards J/ 5- Nickel T/ 11- Hoggard A/ 30- Manon C/ 99- McGlockton D/	2	00:09	OT1	03:10	01:59	8-2	6	1	0	0	2	2.3256
1- Edwards J/ 5- Nickel T/ 11- Hoggard A/ 22- Carey J/ 30- Manon C/	OT1	03:10	OT1	00:55	02:15	7-7	0	1	0	0	1	1.8041
1- Edwards J/ 5- Nickel T/ 11- Hoggard A/ 30- Manon C/ 99- McGlockton D/	OT1	00:55	OT1	00:45	00:09	1-0	1	0	0	0	0	1.1364



Missouri at Vanderbilt

03/01/25 Memorial Gymnasium (Vanderbilt), Nashville, Tenn.
Vanderbilt vs. No. 14 Missouri

Officials: Bart Lenox, Mike Nance, Jason Baker

Vanderbilt

Lineup	Quarter On	Time On	Quarter Off	Time Off	Time on Court	Score	Score Diff	Reb	Stl	Tov	Ass	PPP
1- Edwards J/ 2- Collins M/ 11- Hoggard A/ 30- Manon C/ 99- McGlockton D/	OT1	00:45	OT1	00:36	00:09	0-1	-1	0	0	0	0	0.0000
1- Edwards J/ 5- Nickel T/ 11- Hoggard A/ 30- Manon C/ 99- McGlockton D/	OT1	00:36	OT1	00:24	00:12	1-1	0	0	0	0	0	2.2727
2- Collins M/ 4- Huffman G/ 11- Hoggard A/ 30- Manon C/ 99- McGlockton D/	OT1	00:24	OT1	00:00	00:24	2-2	0	1	0	0	0	1.5152



Missouri at Vanderbilt

03/01/25 Memorial Gymnasium (Vanderbilt), Nashville, Tenn.
Vanderbilt vs. No. 14 Missouri

Game Time: 5:00 PM
Game Duration: 2:35
Attendance: 10,311

Officials: Bart Lenox, Mike Nance, Jason Baker

Missouri

Lineup	Time	Score	Score Diff	Pts/Min	Reb	Stl	Tov	Ass	PPP
0- Robinson II A/ 2- Bates T/ 11- Pierce T/ 25- Mitchell M/ 31- Grill C/	11:06	21-38	-17	1.8913	3	3	4	2	1.1146
0- Robinson II A/ 2- Bates T/ 25- Mitchell M/ 31- Grill C/ 33- Gray J/	06:52	20-7	13	2.9091	7	1	0	1	1.6556
0- Robinson II A/ 2- Bates T/ 25- Mitchell M/ 31- Grill C/ 35- Crews J/	05:02	14-13	1	2.7805	3	2	1	4	1.5021
0- Robinson II A/ 2- Bates T/ 11- Pierce T/ 12- Perkins T/ 25- Mitchell M/	04:45	2-6	-4	0.4211	5	0	2	0	0.3165
0- Robinson II A/ 11- Pierce T/ 25- Mitchell M/ 31- Grill C/ 35- Crews J/	03:53	8-5	3	2.0522	2	1	0	2	1.2422
12- Perkins T/ 25- Mitchell M/ 31- Grill C/ 33- Gray J/ 35- Crews J/	03:39	9-7	2	2.4658	3	1	1	1	1.8908
2- Bates T/ 11- Pierce T/ 12- Perkins T/ 25- Mitchell M/ 31- Grill C/	02:41	5-6	-1	1.8634	0	0	2	1	1.0246
1- Warrick M/ 2- Bates T/ 25- Mitchell M/ 31- Grill C/ 35- Crews J/	02:25	5-5	0	2.0690	2	0	1	0	1.2500
2- Bates T/ 11- Pierce T/ 12- Perkins T/ 31- Grill C/ 33- Gray J/	02:13	2-4	-2	0.9023	3	0	1	0	1.0000
0- Robinson II A/ 2- Bates T/ 12- Perkins T/ 33- Gray J/ 35- Crews J/	00:52	0-2	-2	0.0000	0	0	0	0	0.0000
1- Warrick M/ 2- Bates T/ 12- Perkins T/ 33- Gray J/ 35- Crews J/	00:42	0-4	-4	0.0000	0	0	1	0	0.0000
0- Robinson II A/ 25- Mitchell M/ 31- Grill C/ 33- Gray J/ 35- Crews J/	00:28	3-0	3	6.4286	0	0	0	1	3.0000
1- Warrick M/ 2- Bates T/ 11- Pierce T/ 21- Marshall P/ 31- Grill C/	00:15	0-0	0	0.0000	0	0	0	0	0.0000
0- Robinson II A/ 1- Warrick M/ 2- Bates T/ 25- Mitchell M/ 31- Grill C/	00:04	3-0	3	37.5000	0	0	0	0	2.2727
1- Warrick M/ 2- Bates T/ 21- Marshall P/ 25- Mitchell M/ 31- Grill C/	00:00	1-0	1	∞	0	0	0	0	2.2727



Missouri at Vanderbilt

03/01/25 Memorial Gymnasium (Vanderbilt), Nashville, Tenn.
Vanderbilt vs. No. 14 Missouri

Game Time: 5:00 PM
Game Duration: 2:35
Attendance: 10,311

Officials: Bart Lenox, Mike Nance, Jason Baker

Vanderbilt

Lineup	Time	Score	Score Diff	Pts/Min	Reb	Stl	Tov	Ass	PPP
1- Edwards J/ 5- Nickel T/ 11- Hoggard A/ 30- Manon C/ 99- McGlockton D/	14:15	36-18	18	2.5242	13	5	2	9	1.5228
1- Edwards J/ 5- Nickel T/ 11- Hoggard A/ 22- Carey J/ 30- Manon C/	06:10	14-18	-4	2.2703	4	1	3	2	1.1785
2- Collins M/ 3- Tanner T/ 5- Nickel T/ 11- Hoggard A/ 22- Carey J/	04:34	12-5	7	2.6277	9	1	2	2	1.5000
1- Edwards J/ 2- Collins M/ 3- Tanner T/ 5- Nickel T/ 99- McGlockton D/	03:04	7-4	3	2.2826	0	1	0	3	1.7500
3- Tanner T/ 11- Hoggard A/ 24- Roberts J/ 30- Manon C/ 99- McGlockton D/	02:22	5-5	0	2.1127	2	0	0	0	1.4535
1- Edwards J/ 2- Collins M/ 11- Hoggard A/ 22- Carey J/ 30- Manon C/	01:57	2-6	-4	1.0256	2	0	1	0	0.6667
2- Collins M/ 4- Huffman G/ 22- Carey J/ 30- Manon C/ 99- McGlockton D/	01:41	2-3	-1	1.1881	3	0	0	0	2.0000
2- Collins M/ 3- Tanner T/ 11- Hoggard A/ 22- Carey J/ 30- Manon C/	01:08	4-5	-1	3.5294	0	0	0	0	2.1277
5- Nickel T/ 11- Hoggard A/ 22- Carey J/ 30- Manon C/ 99- McGlockton D/	01:06	0-2	-2	0.0000	0	0	0	0	0.0000
1- Edwards J/ 4- Huffman G/ 22- Carey J/ 30- Manon C/ 99- McGlockton D/	01:06	1-3	-2	0.9091	3	0	0	0	0.5319
2- Collins M/ 3- Tanner T/ 4- Huffman G/ 5- Nickel T/ 22- Carey J/	00:56	0-5	-5	0.0000	0	0	2	0	0.0000
1- Edwards J/ 2- Collins M/ 11- Hoggard A/ 30- Manon C/ 99- McGlockton D/	00:56	3-4	-1	3.2143	1	0	1	0	1.2295
1- Edwards J/ 3- Tanner T/ 22- Carey J/ 30- Manon C/ 99- McGlockton D/	00:49	1-3	-2	1.2245	0	0	0	0	0.6944
1- Edwards J/ 2- Collins M/ 4- Huffman G/ 22- Carey J/ 99- McGlockton D/	00:45	0-3	-3	0.0000	1	1	1	0	0.0000
1- Edwards J/ 3- Tanner T/ 5- Nickel T/ 11- Hoggard A/ 99- McGlockton D/	00:42	0-1	-1	0.0000	0	0	1	0	0.0000
2- Collins M/ 3- Tanner T/ 5- Nickel T/ 11- Hoggard A/ 99- McGlockton D/	00:40	2-0	2	3.0000	0	0	0	0	2.0000
3- Tanner T/ 5- Nickel T/ 11- Hoggard A/ 22- Carey J/ 30- Manon C/	00:36	0-0	0	0.0000	0	0	1	0	0.0000
2- Collins M/ 3- Tanner T/ 11- Hoggard A/ 30- Manon C/ 99- McGlockton D/	00:27	0-0	0	0.0000	0	0	0	0	0.0000
3- Tanner T/ 5- Nickel T/ 11- Hoggard A/ 24- Roberts J/ 30- Manon C/	00:27	1-1	0	2.2222	0	0	0	0	2.2727
2- Collins M/ 4- Huffman G/ 11- Hoggard A/ 30- Manon C/ 99- McGlockton D/	00:24	2-2	0	4.9793	1	0	0	0	1.5152
3- Tanner T/ 11- Hoggard A/ 22- Carey J/ 30- Manon C/ 99- McGlockton D/	00:21	2-1	1	5.7143	0	0	0	0	2.2727
3- Tanner T/ 5- Nickel T/ 11- Hoggard A/ 30- Manon C/ 99- McGlockton D/	00:13	0-2	-2	0.0000	0	0	0	0	0.0000
2- Collins M/ 3- Tanner T/ 4- Huffman G/ 30- Manon C/ 99- McGlockton D/	00:11	0-0	0	0.0000	0	0	0	0	0.0000
2- Collins M/ 3- Tanner T/ 4- Huffman G/ 11- Hoggard A/ 30- Manon C/	00:04	0-2	-2	0.0000	0	0	0	0	0.0000
2- Collins M/ 3- Tanner T/ 11- Hoggard A/ 24- Roberts J/ 99- McGlockton D/	00:03	0-0	0	0.0000	0	1	0	0	0.0000
2- Collins M/ 11- Hoggard A/ 22- Carey J/ 30- Manon C/ 99- McGlockton D/	00:00	2-0	2	∞	0	0	0	0	2.2727
2- Collins M/ 3- Tanner T/ 5- Nickel T/ 11- Hoggard A/ 30- Manon C/	00:00	1-0	1	∞	0	0	0	0	2.2727