



VANDERBILT

WOMEN'S BASKETBALL

2024-25 GAME NOTES • GAME 31 • vs. No. 9 TENNESSEE or No. 16 TEXAS A&M

2024-25 SCHEDULE

Overall: 21-9 | SEC: 8-8

Home: 13-4 | Away: 7-4 | Neutral: 1-1

NET Ranking: 22 | Streak: W-2

NOVEMBER (7-1)

| | | | |
|----|---|------|--------|
| 4 | Lipscomb | Win | 102-50 |
| 8 | Austin Peay | Win | 93-37 |
| 14 | at South Florida | Win | 62-49 |
| 17 | Butler | Win | 81-52 |
| 20 | Hampton | Win | 94-45 |
| 22 | Samford | Win | 104-59 |
| 26 | vs. Arizona [^] | Win | 71-60 |
| 27 | vs. (RV/RV) Michigan State [^] | Loss | 70-78 |

DECEMBER (6-0)

| | | | |
|----|-----------------------|-----|--------|
| 1 | Appalachian State | Win | 94-40 |
| 4 | at Miami [#] | Win | 88-70 |
| 14 | Evansville | Win | 106-40 |
| 19 | at Dayton | Win | 80-66 |
| 21 | West Georgia | Win | 103-68 |
| 29 | Alabama A&M | Win | 93-64 |

JANUARY (5-3)

| | | | |
|----|----------------------|------|--------|
| 2 | Georgia* | Win | 108-82 |
| 5 | #16/16 Kentucky* | Loss | 78-96 |
| 9 | at (RV/RV) Ole Miss* | Loss | 59-87 |
| 11 | at #5/4 LSU* | Loss | 77-83 |
| 19 | #15/15 Tennessee* | Win | 71-70 |
| 23 | Arkansas* | Win | 101-60 |
| 26 | at #19/19 Alabama* | Win | 66-64 |
| 30 | at Florida* | Win | 99-86 |

FEBRUARY (2-5)

| | | | |
|----|----------------------|------|-------------|
| 2 | Ole Miss* | Loss | 61-76 |
| 6 | at #4/6 Texas* | Loss | 66-87 |
| 13 | Mississippi State* | Loss | 77-85 (2OT) |
| 16 | at Auburn* | Win | 98-88 (OT) |
| 20 | at #16/16 Oklahoma* | Loss | 81-101 |
| 23 | #6/6 South Carolina* | Loss | 54-82 |
| 27 | Texas A&M* | Win | 91-58 |

MARCH (1-0)

| | | | |
|---|---|---------|-------------|
| 2 | at Missouri* | Win | 100-59 |
| 6 | vs. Tennessee or Texas A&M [%] | 10 a.m. | SEC Network |

All times Central • Home games in bold • Neutral games in italics

*SEC game • ^Acricure Classic (Palm Springs, Calif.) • #SEC/ACC Challenge • %SEC Tournament

Rankings: AP/Coaches • All games times and dates are subject to change

GAME 31



#8 VANDERBILT (21-9, 8-8 SEC)

VS. #9 TENNESSEE (21-8, 8-8 SEC) OR

#16 TEXAS A&M (10-18, 3-12 SEC)



THURSDAY, MARCH 6

10 a.m. CT



GREENVILLE, S.C.

Bon Secours Wellness Arena (15,000)



SEC NETWORK

Sam Gore (Play-By-Play) • Nikki Fargas (Analyst)



94.9 THE FAN

Vanderbilt Athletics App • Jake Lyman

STARTING FIVE

>> The Commodores head into the 2025 SEC Women's Basketball holding a 21-9 overall record. The Doers went 8-8 in SEC play, tied with Tennessee in the standings. Vanderbilt has won two-straight coming into Bon Secours Wellness Arena, as the Doers closed the regular season scoring 90-plus points in back-to-back wins over Texas A&M (91-58) and at Missouri (100-59) in the final week of the regular season.

>> The Commodores earned the tournament's No. 8 seed by holding the tiebreaker over the Lady Vols thanks to Vandy's 71-70 victory over Tennessee at Memorial Gym on Jan. 19. It marks the second-straight season Vanderbilt has earned a bye at the SEC Tournament, as the Doers were the No. 6 seed last season.

>> Vanderbilt will take on the winner of Wednesday's game between Tennessee and Texas A&M. The Commodores went 2-0 against the Lady Vols and Aggies this season. Back on Jan. 19, freshman Mikayla Blakes' putback with 0.8 seconds left in the game gave Vandy a 71-70 victory over Tennessee in Nashville. More recently, the Doers posted a 91-58 win over Texas A&M at Memorial Gym on Feb. 27.

>> Vanderbilt is 49-38 all-time at the SEC Tournament, while the Commodores are 1-3 under head coach Shea Ralph. Vanderbilt received a bye in this year's tournament, which marks the second-straight season that the Doers have earned a bye in the SEC Women's Basketball Tournament.

>> The Commodores have won a total of six SEC Tournament Championships, with the most recent coming at the 2009 SEC Women's Basketball Tournament. Vanderbilt has made eight appearances in the SEC Championship Game, with the last coming also in 2009. Vandy has made a total of 18 SEC Tournament Semifinal appearances, with the previous occurrence taking place in 2011.



TEAM COMPARISON

| | | |
|------|----------------------|------|
| 21-9 | Overall Record | 21-8 |
| 8-8 | SEC Record | 8-8 |
| 84.3 | Points Per Game | 87.9 |
| 68.1 | Opp. Per Game | 71.1 |
| 45.3 | Field Goal Pct. | 44.1 |
| 43.2 | Opp. Field Goal Pct. | 44.2 |
| 33.9 | 3-Point Pct. | 33.1 |
| 29.5 | Opp. 3-Point Pct. | 28.9 |
| 78.3 | Free Throw Pct. | 69.0 |
| 38.3 | Rebounds Per Game | 40.9 |
| +1.0 | Rebounding Margin | +3.8 |
| 16.7 | Assists Per Game | 15.7 |
| 13.7 | Turnovers Per Game | 14.7 |
| 12.8 | Steals Per Game | 11.5 |
| 2.7 | Blocks Per Game | 3.0 |

SEASON RESULT

| Date | Location | Vandy Result | Score |
|----------|-----------|--------------|-------|
| 01.19.25 | Nashville | Win | 71-70 |



TEAM COMPARISON

| | | |
|------|----------------------|-------|
| 21-9 | Overall Record | 10-18 |
| 8-8 | SEC Record | 3-13 |
| 84.3 | Points Per Game | 62.4 |
| 68.1 | Opp. Per Game | 68.6 |
| 45.3 | Field Goal Pct. | 40.2 |
| 43.2 | Opp. Field Goal Pct. | 40.6 |
| 33.9 | 3-Point Pct. | 25.7 |
| 29.5 | Opp. 3-Point Pct. | 31.2 |
| 78.3 | Free Throw Pct. | 68.5 |
| 38.3 | Rebounds Per Game | 38.4 |
| +1.0 | Rebounding Margin | +2.7 |
| 16.7 | Assists Per Game | 12.9 |
| 13.7 | Turnovers Per Game | 17.5 |
| 12.8 | Steals Per Game | 5.8 |
| 2.7 | Blocks Per Game | 4.4 |

SEASON RESULT

| Date | Location | Vandy Result | Score |
|----------|-----------|--------------|-------|
| 02.27.25 | Nashville | Win | 91-58 |

PROJECTED STARTERS

**1****MIKAYLA BLAKES**G • 5-8 • Fr.
Somerset, N.J.
Rutgers Prep HSPoints • 23.3
FG% • 46.4
3PPFG% • 35.0
Boards • 3.5
Assists • 3.1
Steals • 2.5**10****JANE NWABA**G • 5-10 • Fr.
Carlson, Calif.
PepperdinePoints • 4.6
FG% • 46.2
3PPFG% • 40.5
Boards • 2.3
Assists • 0.9
Ast/TO • 1.4**11****JORDYN OLIVER**G • 5-10 • Fr.
Prosper, Texas
Duke • BaylorPoints • 3.9
FG% • 47.3
FT% • 80.0
Boards • 4.5
Assists • 3.6
Ast/TO • 2.5**12****KHAMIL PIERRE**F • 6-2 • So.
Phoenix, Ariz.
Perry HSPoints • 20.8
FG% • 50.7
FT% • 66.7
Boards • 9.6
Assists • 2.2
Steals • 3.0**23****IYANA MOORE**G • 5-8 • Sr.
Milwaukee, Wis.
Blackman HSPoints • 12.1
FG% • 37.3
FT% • 83.3
3PPFG% • 33.1
3PPFG PG • 2.0
Assists • 2.6



ROSTER BREAKDOWN

CLASS

GRADUATE (3): Leilani Kapinus, Jane Nwaba, Jordyn Oliver

SENIOR (2): Iyana Moore, Sacha Washington

JUNIOR (2): Jada Brown, Justine Pissott

SOPHOMORE (4): Madison Greene, Aga Makurat, Aiyana Mitchell, Khamil Pierre

FRESHMAN (2): Mikayla Blakes, Trinity Wilson, Monique Williams*

POSITION

FORWARD (6): Aiyana Mitchell, Jane Nwaba, Khamil Pierre, Justine Pissott, Sacha Washington, Trinity Wilson, Monique Williams*

GUARD (8): Mikayla Blakes, Jada Brown, Madison Greene, Leilani Kapinus, Aga Makurat, Iyana Moore, Jordyn Oliver, Justine Pissott

HOME STATE/COUNTRY

NEW JERSEY (2): Mikayla Blakes, Justine Pissott

WISCONSIN (2): Leilani Kapinus, Iyana Moore

CALIFORNIA (1): Jane Nwaba

GEORGIA (1): Sacha Washington

ARIZONA (1): Khamil Pierre

ARKANSAS (1): Jada Brown

AUSTRALIA (1): Monique Williams*

COLORADO (1): Aiyana Mitchell

MINNESOTA (1): Trinity Wilson

OHIO (1): Madison Greene

POLAND (1): Aga Makurat

TEXAS (1): Jordyn Oliver

*Early enrollee, will begin collegiate career in '25-26

COACHES & STAFF

HEAD COACH: SHEA RALPH • 4TH SEASON

ASSOCIATE HEAD COACH: TOM GARRICK • 4TH SEASON

ASSISTANT COACH: ASHLEY EARLEY • 4TH SEASON

ASSISTANT COACH: KEVIN DEMILLE • 4TH SEASON

AST. COACH/AST. DIR. OF OPS: ERIC MUNDINGER • 3RD SEASON

CHIEF OF STAFF/EXECUTIVE DIR. OF OPS: CHRIS BRANN • 4TH SEASON

DIR. OF INTERNAL OPS./ON-CAMPUS RECRUITING COORD: KOKO NELSON • 4TH SEASON

DIR. OF STRENGTH & CONDITIONING: JENA READY • 1ST SEASON

SENIOR ASSO. ATHLETIC TRAINER: ALLISON SHEPHERD • 4TH SEASON

DIR. OF CREATIVE CONTENT: LEAH DUSTERHOFT • 4TH SEASON

DIR. OF SPECIAL PROJECTS & ATHLETIC CULTURE: YVONNE HAWKINS • 1ST SEASON

DIR. OF PLAYER ENGAGEMENT & INFLUENCE: AUDREY MONTGOMERY • 1ST SEASON

VIDEO COORDINATOR: JT OREM • 1ST SEASON

SPORTS INFORMATION DIRECTOR: CHRIS CASKEY • 2ND SEASON



WOMEN'S BASKETBALL



FRONT ROW (L-R) JANE NWABA, LEILANI KAPINUS, MADISON GREENE, JORDYN OLIVER, IYANA MOORE, JADA BROWN, MIKAYLA BLAKES
BACK ROW (L-R) SACHA WASHINGTON, MONIQUE WILLIAMS, AGA MAKURAT, KHAMIL PIERRE, AIYANA MITCHELL, JUSTINE PISSOTT, TRINITY WILSON

2024-25 ROSTER

| No. | Name | POS | HT | YR | EXP | Hometown (Previous School) |
|-----|-------------------|-----|------|-----|-----|---|
| 1 | Mikayla Blakes | G | 5-8 | Fr. | HS | Somerset, N.J. (Rutgers Prep) |
| 2 | Jada Brown | G | 5-8 | Jr. | 2V | Bentonville, Ark. (Bentonville HS) |
| 4 | Madison Greene | G | 5-6 | So. | 1V | Columbus, Ohio (Pickerington Central HS) |
| 5 | Leilani Kapinus | G | 5-10 | Gr. | TR | Madison, Wis. (Penn State) |
| 10 | Jane Nwaba | F | 5-10 | Gr. | TR | Carson, Calif. (Pepperdine) |
| 11 | Jordyn Oliver | G | 5-10 | Gr. | 1V | Prosper, Texas (Duke) |
| 12 | Khamil Pierre | F | 6-2 | So. | 1V | Phoenix, Ariz. (Perry HS) |
| 13 | Justine Pissott | G/F | 6-4 | Jr. | 1V | Toms River, N.J. (Tennessee) |
| 14 | Aiyana Mitchell | F | 6-4 | So. | 1V | Colorado Springs, Colo. (Fountain-Fort Carson HS) |
| 23 | Iyana Moore | G | 5-8 | Sr. | 2V | Milwaukee, Wis. (Blackman HS) |
| 24 | Aga Makurat | G | 6-2 | So. | 1V | Sierakowice, Poland (Sopocka Akademia Tenisowa) |
| 30 | Trinity Wilson | F | 6-3 | Fr. | HS | Lakeville, Minn. (Lakeville North HS) |
| 35 | Sacha Washington | F | 6-2 | Sr. | 3V | Lawrenceville, Ga. (Collins Hill HS) |
| - - | Monique Williams* | F | 6-3 | Fr. | HS | Perth, Australia (Willeton Senior HS) |

*Early enrollee, will begin collegiate career in '25-26

COACHING STAFF

HEAD COACH: Shea Ralph - 4th Season - UConn '01

ASSOCIATE HEAD COACH: Tom Garrick - 4th Season - Rhode Island '88

ASSISTANT COACH: Ashley Earley - 4th Season - Vanderbilt '05

ASSISTANT COACH: Kevin DeMille - 4th Season - UConn '13

ASSISTANT COACH/AST. DIRECTOR OF OPERATIONS: Eric Munding - 3rd Season - Memphis '20

PRONUNCIATION

JADA BROWN: (Jay-Duh)

LEILANI KAPINUS: (LAY-lawn-EE, Cap-n-IS)

AGA MAKURAT: (Ah-gah, Mock-ew-Rah)

AIYANA MITCHELL: (Eye-on-Uh)

IYANA MOORE: (Eye-on-Uh)

JANE NWABA: (Wah-Buh)

KHAMIL PIERRE: (KAH-Meel, Pea-Air)

JUSTINE PISSOTT: (Jus-TEEN, Pih-SOT)

SACHA WASHINGTON: (Sah-SHUH)

MONIQUE WILLIAMS: (Moh-NEEK)

SEC STANDINGS (AS OF MARCH 4, 2025)

| Team | SEC | Record | Streak |
|--------------------|------------|-------------|------------|
| 6/6 South Carolina | 15-1 | 27-3 | W-4 |
| 1/1 Texas | 15-1 | 29-2 | W-13 |
| 7/7 LSU | 12-4 | 27-4 | L-2 |
| 14/15 Kentucky | 11-5 | 22-6 | L-1 |
| 13/13 Oklahoma | 11-5 | 23-6 | W-7 |
| 20/20 Alabama | 10-6 | 23-7 | L-1 |
| Ole Miss (RV/RV) | 10-6 | 19-9 | W-1 |
| Vanderbilt | 8-8 | 21-9 | W-2 |
| 11/11 Tennessee | 8-8 | 21-8 | L-2 |
| Mississippi State | 7-9 | 20-10 | W-1 |
| Florida | 5-11 | 14-16 | L-3 |
| Georgia | 4-12 | 12-18 | W-2 |
| Arkansas | 3-13 | 10-21 | W-1 |
| Auburn | 3-13 | 12-17 | L-6 |
| Missouri | 3-13 | 14-17 | L-1 |
| Texas A&M | 3-13 | 10-18 | L-10 |

POLLS

Associated Press Top 25 as of March 2

- | | |
|---------------------|----------------------|
| 1) Texas* (25) | 14) North Carolina |
| 2) Southern Cal (6) | 15) Maryland |
| 3) UConn | 16) West Virginia |
| 4) UCLA | 17) Baylor |
| 5) South Carolina* | 18) Tennessee* |
| 6) Notre Dame | 19) Alabama* |
| 7) NC State | 20) Kansas State |
| 8) TCU | 21) Oklahoma State |
| 9) LSU* | 22) Florida State |
| 10) Oklahoma* | 23) Creighton |
| 11) Duke | 24) Michigan State* |
| 12) Kentucky* | 25) South Dakota St. |
| 13) Ohio State | *Vanderbilt Opponent |

Received Votes: Louisville, Richmond, Ole Miss*, Utah, James Madison, Iowa, Fairfield, California, Georgia Tech

USA Today/WBCA Coaches Top 25 as of March 4

- | | |
|------------------------|-----------------------|
| 1) Texas* (29) | 14) North Carolina |
| 2) Southern Cal (1) | 15) Maryland |
| 3) UConn | 16) West Virginia |
| 4) UCLA | 17) Tennessee* |
| 5) South Carolina* (1) | 18) Baylor |
| 6) Notre Dame | 19) Kansas State |
| 7) TCU | 20) Alabama* |
| 8) NC State | 21) Oklahoma State |
| 9) LSU* | 22) Creighton |
| 10) Oklahoma* | 23) Florida State |
| 11) Duke | T24) South Dakota St. |
| 12) Ohio State | T24) Michigan State* |
| 13) Kentucky* | *Vanderbilt Opponent |

Received Votes: Ole Miss*, California, Louisville, Richmond, George Mason, Iowa State, FGCU, Utah, James Madison



TV/RADIO ROSTER



1 Mikayla Blakes
G // 5-8 // Fr.
Somerset, N.J.
Rutgers Prep HS



2 Jada Brown
G // 5-8 // Jr.
Bentonville, Ark.
Bentonville HS



4 Madison Greene
G // 5-6 // So.
Columbus, Ohio
Pickerington Central HS



5 Leilani Kapinus
G // 5-10 // Gr.
Madison, Wis.
Penn State
James Madison Memorial HS



10 Jane Nwaba
F // 5-10 // Gr.
Carson, Calif.
Pepperdine
Palisades Charter HS



11 Jordyn Oliver
G // 5-10 // Gr.
Prosper, Texas
Duke // Baylor
Prosper HS



12 Khamil Pierre
F // 6-2 // So.
Phoenix, Ariz.
Perry HS



13 Justine Pissott
G/F // 6-4 // Jr.
Toms River, N.J.
Tennessee
Red Bank Catholic HS



14 Aiyana Mitchell
F // 6-4 // So.
Colorado Springs, Colo.
Fountain-Fort Carson HS



23 Iyana Moore
G // 5-8 // Sr.
Milwaukee, Wis.
Blackman HS



24 Aga Makurat
G // 6-2 // So.
Sierakowice, Poland
Sopocka Akademia
Tenisowa



30 Trinity Wilson
F // 6-3 // Fr.
Lakeville, Minn.
Lakeville North HS



35 Sacha Washington
F // 6-2 // Sr.
Lawrenceville, Ga.
Lawrenceville HS



— Monique Williams
F // 6-3 // Fr.
Perth, Australia
Willeton Senior HS

COACHING STAFF




Shea Ralph
Head Coach
4th Season




Tom Garrick
Associate
Head Coach
4th Season



Ashley Earley
Assistant Coach
4th Season



Kevin DeMille
Assistant Coach
4th Season



Eric Munding
Assistant Coach
3rd Season



VANDERBILT AT SEC TOURNAMENT

VANDERBILT HISTORY AT SEC TOURNAMENT

All-time SEC Tournament record: 49-38

Tournament titles: Six (2009, 2007, 2004, 2002, 1995, 1993)

Championship Game Appearances: Eight (2009, 2007, 2004, 2002, 2001, 1995, 1994, 1993)

Semifinal Appearances: 18



VANDERBILT YEAR-BY-YEAR SEC TOURNAMENT RESULTS

2024 — Greenville, S.C. (Vanderbilt 0-1)
Florida 62, Vanderbilt 59

2023 — Greenville, S.C. (Vanderbilt 0-1)
Texas A&M 77, Vanderbilt 70

2022 — Nashville, Tenn. (Vanderbilt: 1-1)
Vanderbilt 85, Texas A&M 69
Florida 53, Vanderbilt 52

2021 — Greenville, S.C.
Did not compete due to COVID-19

2020 — Greenville, S.C. (Vanderbilt 0-1)
Auburn 77, Vanderbilt 67

2019 — Greenville, S.C. (Vanderbilt 0-1)
Alabama 74, Vanderbilt 57

2018 — Nashville (Vanderbilt: 0-1)
Arkansas 88, Vanderbilt 76

2017 — Greenville, S.C. (Vanderbilt: 0-1)
Alabama 74, Vanderbilt 54

2016 — Jacksonville, Fla. (Vanderbilt: 2-1)
Vanderbilt 74, Ole Miss 59
Vanderbilt 54, Georgia 49 (OT)
Mississippi State 63, Vanderbilt 46

2015 — Little Rock, Ark. (Vanderbilt: 1-1)
Vanderbilt 66, Alabama 56
Kentucky 67, Vanderbilt 61

2014 — Duluth, Ga. (Vanderbilt: 0-1)
Georgia 53, Vanderbilt 43

2013 — Duluth, Ga. (Vanderbilt: 1-1)
Vanderbilt 53, Missouri 40
Kentucky 76, Vanderbilt 65

2012 — Nashville (Vanderbilt: 1-1)
Vanderbilt 67, Mississippi State 51
Tennessee 68, Vanderbilt 57

2011 — Nashville (Vanderbilt: 1-1)
Vanderbilt 69, Mississippi State 55
Kentucky 69, Vanderbilt 56

2010 — Duluth, Ga. (Vanderbilt: 2-1)
Vanderbilt 65, Arkansas 64 (OT)
Vanderbilt 63, LSU 61
Tennessee 68, Vanderbilt 49

2009 — Little Rock, Ark. (Vanderbilt: 3-0)
SEC Tournament Champions
Vanderbilt 69, Georgia 61
Vanderbilt 61, LSU 47
Vanderbilt 61, Auburn 54

2008 — Nashville (Vanderbilt: 1-1)
Vanderbilt 49, Auburn 44
Tennessee 63, Vanderbilt 48

2007 — Duluth, Ga. (Vanderbilt: 3-0)
SEC Tournament Champions
Vanderbilt 105, Florida 77
Vanderbilt 81, Georgia 56
Vanderbilt 51, LSU 45

2006 — Little Rock, Ark. (Vanderbilt: 1-1)
Vanderbilt 86, Alabama 62
Georgia 69, Vanderbilt 47

2005 — Greenville, S.C. (Vanderbilt: 1-1)
Vanderbilt 79, Arkansas 60
Tennessee 76, Vanderbilt 73

2004 — Nashville (Vanderbilt: 4-0)
SEC Tournament Champions
Vanderbilt 60, Kentucky 41
Vanderbilt 76, Auburn 74
Vanderbilt 78, LSU 66
Vanderbilt 62, Georgia 56

2003 — Little Rock, Ark. (Vanderbilt: 2-1)
Vanderbilt 74, Florida 58
Vanderbilt 74, Georgia 70
LSU 78, Vanderbilt 69

2002 — Nashville (Vanderbilt: 3-0)
SEC Tournament Champions
Vanderbilt 55, Auburn 39
Vanderbilt 81, Arkansas 78
Vanderbilt 63, LSU 48

2001 — Memphis (Vanderbilt: 2-1)
Vanderbilt 70, LSU 58
Vanderbilt 77, Tennessee 74
Georgia 62, Vanderbilt 60 (*Championship*)

2000 — Chattanooga (Vanderbilt: 2-1)
Vanderbilt 80, South Carolina 58
Vanderbilt 59, LSU 46
Tennessee 61, Vanderbilt 53
1999 — Chattanooga (Vanderbilt: 0-1)
Florida 64, Vanderbilt 61

1998 — Columbus, Ga. (Vanderbilt: 1-1)
Vanderbilt 76, Ole Miss 64
Tennessee 106, Vanderbilt 45



VANDERBILT AT SEC TOURNAMENT

VANDERBILT YEAR-BY-YEAR SEC TOURNAMENT RESULTS

1997 — Chattanooga (Vanderbilt: 1-1)
Vanderbilt 70, Mississippi State 42
Florida 68, Vanderbilt 54

1996 — Chattanooga (Vanderbilt: 0-1)
Vanderbilt 83, Florida 73

1995 — Chattanooga (Vanderbilt: 3-0)
SEC Tournament Champions
Vanderbilt 64, Ole Miss 57
Vanderbilt 82, Georgia 56
Vanderbilt 67, Tennessee 61

1994 — Chattanooga (Vanderbilt: 2-1)
Vanderbilt 83, Kentucky 80
Vanderbilt 94, Florida 72
Tennessee 82, Vanderbilt 57 (*Championship*)

1993 — Chattanooga (Vanderbilt: 3-0)
SEC Tournament Champions
Vanderbilt 68, Kentucky 61
Vanderbilt 79, Ole Miss 54
Vanderbilt 78, Georgia 64

1992 — Albany, Ga. (Vanderbilt: 1-1)
Vanderbilt 58, South Carolina 47
Georgia 58, Vanderbilt 57

1991 — Albany, Ga. (Vanderbilt: 0-1)
Tennessee 62, Vanderbilt 60

1990 — Albany, Ga. (Vanderbilt: 0-1)
Georgia 79, Vanderbilt 72

1989 — Albany, Ga. (Vanderbilt: 0-1)
LSU 79, Vanderbilt 73

1988 — Albany, Ga. (Vanderbilt: 0-1)
Kentucky 75, Vanderbilt 67

1987 — Albany, Ga. (Vanderbilt: 1-1)
Vanderbilt 65, Ole Miss 64
Georgia 54, Vanderbilt 52

1986 — Athens, Ga. (Vanderbilt: 2-1)
Vanderbilt 83, Mississippi State 69
Vanderbilt 89, Auburn 79
LSU 83, Vanderbilt 60

1985 — Oxford, Miss. (Vanderbilt: 1-1)
Vanderbilt 87, Alabama 85 (ot)
Georgia 79, Vanderbilt 69

1984 — Athens, Ga. (Vanderbilt: 2-1)
Vanderbilt 72, Mississippi State 47
Vanderbilt 78, Ole Miss 73
Alabama 83, Vanderbilt 73

1983 — Knoxville, Tenn. (Vanderbilt: 0-1)
Mississippi State 53, Vanderbilt 51

1982 — Lexington, Ky. (Vanderbilt: 1-1)
Vanderbilt 87, Mississippi State 67
Tennessee 80, Vanderbilt 75

1981 — Baton Rouge, La. (Vanderbilt: 0-1)
Mississippi State 84, Vanderbilt 76

1980 — Knoxville, Tenn. (Vanderbilt: 0-1)
Alabama 69, Vanderbilt 53



VANDERBILT 2009 SEC TOURNAMENT CHAMPIONS - THE DORES BEAT AUBURN, 61-54, IN LITTLE ROCK, ARK.



VANDERBILT 2007 SEC TOURNAMENT CHAMPIONS - THE COMMODORES KNOCKED OFF LSU, 51-45, IN DULUTH, GA.



VANDERBILT 2004 SEC TOURNAMENT CHAMPIONS - THE COMMODORES DEFEATED GEORGIA, 51-45, IN NASHVILLE



VANDERBILT WBB QUICK FACTS

HOME ARENA: MEMORIAL GYMNASIUM (14,316)
2023-24 RECORD: 23-10
2023-24 SEC RECORD: 9-7
POSTSEASON: 1-1 (NCAA FIRST ROUND)
LETTERWINNERS RETURNING/LOST: 9/4
STARTERS RETURNING/LOST: 5/1
NEWCOMERS: 4

THE UNIVERSITY

LOCATION: NASHVILLE, TENN.
AFFILIATION: NCAA DIVISION I
CONFERENCE: SOUTHEASTERN (SEC)
MASCOT: COMMODORES
COLORS: BLACK & GOLD
CHANCELLOR: DANIEL DIERMEIER
DIRECTOR OF ATHLETICS: CANDICE STOREY LEE
FACULTY ATHLETICS REP: TRACE WILGUS

PROGRAM HISTORY

ALL-TIME RECORD: 906-553 (.621)
ALL-TIME SEC RECORD: 273-281 (.493)
ALL-TIME SEC TOURNAMENT RECORD: 49-38 (.563)
SEC TOURNAMENT TITLES: 6 ('93, '95, '02, '04, '07, '09)
NCAA TOURNAMENT APPEARANCES: 28
NCAA TOURNAMENT RECORD: 40-28 (.588)
LAST NCAA TOURNAMENT APPEARANCE: 2024
LAST POSTSEASON APPEARANCE: 2024 (NCAA)

SOCIAL MEDIA

FACEBOOK: /VANDYWBB
INSTAGRAM: @VANDYWBB
X/TWITTER: @VANDYWBB
WEBSITE: VUCOMMODORES.COM

ATHLETIC COMMUNICATIONS

VANDERBILT WOMEN'S BASKETBALL SID: CHRIS CASKEY, 2ND SEASON
EMAIL: CHRIS.CASKEY@VANDERBILT.EDU
PHONE NUMBER: 606-207-7481
ASSOCIATE ATHLETIC DIRECTOR: BRIAN FREMUND



DORE NOTES

GAME COVERAGE

Thursday's second round contest of the 2025 SEC Tournament airs live on SEC Network at 10 a.m. CT on Thursday, with Sam Gore and Nikki Fargas calling the action. Fans can listen to Jake Lyman locally on 94.9 The Fan and the Vanderbilt Commodores app outside of Nashville.

NET RANKING

Vanderbilt enters Sunday holding a NET ranking of 24. The Commodores came in at No. 7 in the first NET ranking of the 2024-25 season, the highest NET ranking in program history. The NET is an evaluation tool the NCAA Tournament Selection Committee uses to determine seeding and at-large bids.

BLAKES SETS THE VANDERBILT FRESHMAN SCORING RECORD

Mikayla Blakes set the Vanderbilt freshman single-season scoring record in the final week of the 2024-25 regular season, as her 29-point performance against Missouri pushed her season total to 699 points.

The freshman's 699 points scored are the fourth-most scored in a season by a Commodore. She needs one more point to become the third Vanderbilt women's basketball player to score over 700 points in a season, joining Chantelle Anderson, who did it twice in 2000-01 (722 pts) and 2001-02 (765 pts), and Wendy Scholtens, who holds the school's single-season record with 855 points scored in 1989-90.

BLAKES WINS SEC FRESHMAN OF THE YEAR

Vanderbilt women's basketball standout guard Mikayla Blakes was named the 2024-25 SEC Freshman of the Year, voted on by the league's coaches on Tuesday, the conference office announced.

Blakes is the program's first SEC Freshman of the Year since Donna Harris in 1989-90. The Somerset, New Jersey, native becomes the third Vanderbilt women's basketball player named SEC Freshman of the Year, joining Harris and Wendy Scholtens (1987-88). The league's coaches started awarding the SEC Freshman of the Year in the 1983-84 season.

Additionally, the coaches voted Blakes to the All-SEC first team and All-SEC freshman team on Tuesday. She becomes the first freshman to earn first-team All-SEC honors since South Carolina's Aliyah Boston in 2020.

PIERRE BREAKS INTO VANDY'S SINGLE-SEASON FIELD GOALS MADE LIST

Sophomore Khamil Pierre is having a 2024-25 campaign that has been etched into the Vanderbilt women's basketball record book. She has made 252 field goals this season, which puts her in eighth on Vandy's single-season field goals made list. Pierre's 252 made field goals lead the SEC and are third-most in all of NCAA Division I.

KHAMIL'S AMONG SEC'S BEST

Pierre currently ranks leads in the SEC in field goals made (252) and ranks second in steals (87) and steals per game (3.00). She also is third in rebounds per game, (9.6), rebounds (277) and double-doubles (15). She is also in the top four in the conference in scoring at 20.8 points per contest.

FORCING TURNOVERS

Vanderbilt has forced teams into 20-plus turnovers in four of the last six regular season contests. The Commodores have forced teams into an average of 21.5 turnovers per game over their last six contests.

The Commodores enter the SEC Tournament leading the SEC in steals per game at 12.8 and force the third-most turnovers this season at 21.4. Vanderbilt's 12.8 steals per game ranks eighth in the nation. Sophomore Khamil Pierre is second in the SEC in steals per game at 3.00, a mark that ranks 13th nationally.

BLAKES EARNS ALL-AMERICAN STATUS

Freshman Mikayla Blakes has been named to The Athletic All-America second team, as announced by the publication on Monday. Blakes becomes the first Commodore to earn an All-American distinction in 14 seasons.

The freshman becomes the 19th Commodore to be named an All-American by a major women's basketball publication. Blakes is the first Vanderbilt women's basketball player since Jence Rhoads in 2010-11 to earn an All-American recognition, when Rhoads was named to the Associated Press All-American honorable mention squad. Blakes is also the first Commodore to earn first- or second-team All-American honors since Chantelle Anderson's AP Second-Team All-American selection in 2002-03. Additionally, Blakes is the third Vanderbilt freshman to earn All-American status in program history, joining Barbara Brackman and Harriet Brumfield, who were named to the Women's Basketball News Service All-America first team in 1981-82.

SCORING STREAKS

Freshman Mikayla Blakes has tallied double-figure points in 16-straight contests, and in 29 of the 30 collegiate games she has played in.

Sophomore Khamil Pierre has registered double-digit points in eight-straight games. She has scored 10-plus points in 30 of her last 31 games dating back to last season.





DORE NOTES

Earlier this season, Pierre had her 23-game streak snap. Pierre's 23-game streak was the longest by a Commodore since 2006-07 when Carla Thomas registered double-digit points in 29-straight games. Pierre's streak was also the fourth-longest double-digit scoring streak by a Dore since 1999-00.

PIERRE'S IMPROVEMENT

Sophomore Khamil Pierre improved her scoring average by 11.9 points per game from her freshman season. Pierre registered 20-plus points in 16 games this season and collected three or more steals in 17 contests.

The Phoenix, Arizona, native was the only NCAA Division I player this season to average over 20.5 points and 9.5 rebounds. Additionally, Pierre is the only player in the country to rank inside the top 15 nationally in scoring (14th; 20.8 ppg) and steals per game (13th; 3.00).

The 6-2 forward collected 15 double-doubles this season, which are the most by a Commodore in a single season since 1999-00. Pierre's 15 double-doubles were 13th-most in NCAA Division I this season and ranked second in the SEC. Her 252 made field goals leads the SEC and are third-most nationally. The sophomore ended the 2024-24 regular season ranked inside the top 15 nationally in seven different categories.

PIERRE'S BIG NIGHT VS. TEXAS A&M

Sophomore Khamil Pierre recorded her second career 30-plus point outing on Feb. 27, as she scored 31 points vs. Texas A&M. She added a career-high nine steals to her statline vs. the Aggies.

Pierre's nine steals are tied for third-most in a game in program history, matching the totals of Karen Booker (at Georgia; Feb. 15, 1987), Deborah Denton (vs. New Mexico State; Jan. 4, 1987), and Cathy Bender (vs. East Tennessee State; Jan. 28, 1982).

KHAMIL SETS DOUBLE-DOUBLE RECORD

Khamil Pierre's 15 double-double are the most by a Commodore in a season since 1999-00.

Pierre posted her 15th double-double of the season on March 2 at Missouri with a 16-point, 10-rebound effort. It was the fifth time that the 6-2 forward recorded a double-double in SEC play this season.

2024-25 GAME-BY-GAME STARTERS

| Team | G | G | G | F | F | Result |
|--------------------|---------|--------|--------|--------|----------|----------------|
| Lipscomb | Blakes | Moore | Oliver | Nwaba | Pierre | W, 102-50 |
| Austin Peay | Blakes | Moore | Oliver | Nwaba | Pierre | W, 93-37 |
| at South Florida | Blakes | Greene | Oliver | Nwaba | Pierre | W, 62-49 |
| Butler | Blakes | Greene | Oliver | Nwaba | Pierre | W, 81-52 |
| Hampton | Blakes | Moore | Oliver | Nwaba | Pierre | W, 94-46 |
| Samford | Blakes | Moore | Oliver | Nwaba | Pierre | W, 104-59 |
| vs. Arizona | Blakes | Greene | Moore | Oliver | Pierre | W, 71-60 |
| vs. Michigan State | Blakes | Greene | Moore | Oliver | Pierre | L, 78-70 |
| Appalachian State | Blakes | Moore | Oliver | Nwaba | Mitchell | W, 94-40 |
| at Miami | Blakes | Moore | Oliver | Nwaba | Pierre | W, 88-70 |
| Evansville | Blakes | Moore | Oliver | Nwaba | Pierre | W, 106-40 |
| at Dayton | Blakes | Moore | Oliver | Nwaba | Pierre | W, 80-66 |
| West Georgia | Blakes | Moore | Oliver | Nwaba | Pierre | W, 103-68 |
| Alabama A&M | Blakes | Moore | Oliver | Nwaba | Pierre | W, 93-64 |
| Georgia | Blakes | Moore | Oliver | Nwaba | Pierre | W, 108-82 |
| Kentucky | Blakes | Moore | Oliver | Nwaba | Pierre | L, 78-96 |
| at Ole Miss | Blakes | Moore | Oliver | Nwaba | Pierre | L, 59-87 |
| at LSU | Blakes | Moore | Oliver | Nwaba | Pierre | L, 77-83 |
| Tennessee | Blakes | Moore | Oliver | Nwaba | Pierre | W, 71-70 |
| Arkansas | Blakes | Moore | Oliver | Nwaba | Pierre | W, 101-60 |
| at Alabama | Blakes | Moore | Oliver | Nwaba | Pierre | W, 66-64 |
| at Florida | Blakes | Moore | Oliver | Nwaba | Pierre | W, 99-86 |
| Ole Miss | Blakes | Moore | Oliver | Nwaba | Pierre | L, 61-76 |
| at Texas | Blakes | Moore | Oliver | Nwaba | Pierre | L, 66-87 |
| Mississippi State | Blakes | Moore | Oliver | Nwaba | Pierre | L, 77-85 (2OT) |
| at Auburn | Blakes | Moore | Oliver | Nwaba | Pierre | W, 98-88 (OT) |
| at Oklahoma | Blakes | Moore | Oliver | Nwaba | Pierre | L, 81-101 |
| South Carolina | Kapinus | Moore | Oliver | Nwaba | Pierre | L, 54-82 |
| Texas A&M | Blakes | Moore | Oliver | Nwaba | Pierre | W, 91-58 |
| at Missouri | Blakes | Moore | Oliver | Nwaba | Pierre | W, 100-59 |

LINEUP RECORDS

| | |
|------------------------------------|------|
| Blakes/Moore/Oliver/Nwaba/Pierre | 16-7 |
| Blakes/Greene/Oliver/Nwaba/Pierre | 2-0 |
| Blakes/Greene/Moore/Oliver/Pierre | 1-1 |
| Blakes/Moore/Oliver/Nwaba/Pierre | 1-0 |
| Blakes/Moore/Oliver/Nwaba/Mitchell | 1-0 |
| Kapinus/Moore/Oliver/Nwaba/Pierre | 0-1 |

STAT SUPERLATIVES

MOST GAMES PLAYED

143, JORDYN OLIVER*

MOST GAMES PLAYED AT VANDY

99, SACHA WASHINGTON

MOST GAMES STARTED

95, LEILANI KAPINUS*

MOST GAMES STARTED AT VANDY

76, SACHA WASHINGTON

MOST CONSECUTIVE GAMES PLAYED

49, JORDYN OLIVER

MOST CONSECUTIVE GAMES STARTED

30, JORDYN OLIVER

GAMES W/ DOUBLE-DIGIT POINTS

| | 2024-25 | CAREER |
|------------------|---------|--------|
| MIKAYLA BLAKES | 29 | 29 |
| KHAMIL PIERRE | 28 | 42 |
| IYANA MOORE | 20 | 64 |
| MADISON GREENE | 10 | 13 |
| LEILANI KAPINUS* | 3 | 62 |
| JANE NWABA* | 3 | 39 |
| AIYANA MITCHELL | 2 | 2 |
| JORDYN OLIVER* | 1 | 11 |
| JUSTINE PISSOTT* | 1 | 9 |
| AGA MAKURAT | 1 | 4 |
| SACHA WASHINGTON | -- | 50 |
| JADA BROWN | -- | 2 |

20-PLUS POINT GAMES

| | 2024-25 | CAREER |
|------------------|---------|--------|
| MIKAYLA BLAKES | 18 | 18 |
| KHAMIL PIERRE | 16 | 17 |
| IYANA MOORE | 1 | 14 |
| MADISON GREENE | 1 | 1 |
| SACHA WASHINGTON | -- | 6 |
| LEILANI KAPINUS* | -- | 6 |
| JANE NWABA* | -- | 1 |

30-PLUS POINT GAMES

| | 2024-25 | CAREER |
|------------------|---------|--------|
| MIKAYLA BLAKES | 5 | 5 |
| KHAMIL PIERRE | 2 | 2 |
| IYANA MOORE | -- | 2 |
| SACHA WASHINGTON | -- | 1 |

40-PLUS POINT GAMES

| | 2024-25 | CAREER |
|----------------|---------|--------|
| MIKAYLA BLAKES | 2 | 2 |
| KHAMIL PIERRE | 1 | 1 |

50-PLUS POINT GAMES

| | 2024-25 | CAREER |
|----------------|---------|--------|
| MIKAYLA BLAKES | 2 | 2 |

GAMES W/ DOUBLE-DIGIT REBOUNDS

| | 2024-25 | CAREER |
|------------------|---------|--------|
| KHAMIL PIERRE | 16 | 20 |
| LEILANI KAPINUS* | 2 | 16 |
| JORDYN OLIVER* | 1 | 4 |
| SACHA WASHINGTON | -- | 27 |
| JANE NWABA* | -- | 14 |

DOUBLE-DOUBLES

| | 2024-25 | CAREER |
|------------------|---------|--------|
| KHAMIL PIERRE | 15 | 19 |
| LEILANI KAPINUS* | 2 | 14 |
| JORDYN OLIVER* | 1 | 4 |
| SACHA WASHINGTON | -- | 22 |
| JANE NWABA* | -- | 11 |

CURRENT DOUBLE-DIGIT SCORING STREAK

16, MIKAYLA BLAKES

CONSECUTIVE GAMES W/ MADE 3-POINTER

6, MIKAYLA BLAKES

CONSECUTIVE GAMES W/ AN ASSIST

30, MIKAYLA BLAKES

CONSECUTIVE GAMES W/ A STEAL

5, JORDYN OLIVER

CONSECUTIVE GAMES W/ A BLOCK

--

* STARTED COLLEGIATE CAREER AT ANOTHER SCHOOL



PLAYER QUICK NOTES



1 • MIKAYLA BLAKES

G • 5-8 • Fr. • Somerset, N.J. (Rutgers Prep HS)
Undeclared

| | GP-GS | MIN/G | FG% | 3FG% | FT% | R/G | A/G | STL | BLK | PTS/G |
|--------|-------|-------|------|------|------|-----|-----|-----|-----|-------|
| 24-25 | 30-29 | 31.5 | 46.4 | 35.0 | 88.4 | 3.5 | 3.1 | 2.5 | 0.3 | 23.3 |
| CAREER | 30-29 | 31.5 | 46.4 | 35.0 | 88.4 | 3.5 | 3.1 | 2.5 | 0.3 | 23.3 |

- 2024-25 SEC Freshman of the Year
- All-American second team (The Athletic)
- 7x SEC Freshman of the Week - 11.19, 11.26, 12.10, 1.28, 2.02, 2.11, 2.19
- Only NCAA Frosh to Avg. over 20 ppg (23.1 ppg)
- Her 55 pts at Auburn (2/16) set the NCAA freshman & SEC record for most points in a game

TOP GAMES

| 24-25 SEASON | CAREER |
|-------------------------------------|-------------------------------------|
| PTS 55, at Auburn (02/16/25) | PTS 55, at Auburn (02/16/25) |
| REB 9, Mississippi State (02/13/25) | REB 9, Mississippi State (02/13/25) |
| AST 8, Hampton (11/20/24) | AST 8, Hampton (11/20/24) |



2 • JADA BROWN

G • 5-8 • Jr. • Bentonville, Ark. (Bentonville HS)
Human & Organizational Development • (Jay-Duh)

| | GP-GS | MIN/G | FG% | 3FG% | FT% | R/G | A/G | STL | BLK | PTS/G |
|--------|-------|-------|------|------|------|-----|-----|-----|-----|-------|
| 24-25 | 15-0 | 5.2 | 50.0 | 42.9 | 88.4 | 0.9 | 0.4 | 0.4 | 0.0 | 1.3 |
| CAREER | 64-22 | 13.2 | 29.3 | 28.3 | 79.2 | 0.9 | 0.6 | 0.3 | 0.0 | 2.6 |

- Scored a season-high 6 pts vs. West Georgia
- Two-time SEC Winter Academic Honor Roll
- Made 22 career starts, all in '22-23
- Scored career-high 12 points vs. No. 13/11 NC State (11/24/22)

TOP GAMES

| 24-25 SEASON | CAREER |
|---------------------------------------|--------------------------------------|
| PTS 6, West Georgia (12/21/24) | PTS 12, vs. NC State (11/24/22) |
| REB 2 (4x), Last: West Ga. (12/21/24) | REB 4 (4x), Last: Radford (12/31/22) |
| AST 2, Alabama A&M (12/29/24) | AST 5, Tarleton State (11/15/22) |



4 • MADISON GREENE

G • 5-6 • So. • Columbus, Ohio (Pickerington Central HS)
Medicine, Health & Society

| | GP-GS | MIN/G | FG% | 3FG% | FT% | R/G | A/G | STL | BLK | PTS/G |
|--------|-------|-------|------|------|------|-----|-----|-----|-----|-------|
| 24-25 | 30-4 | 21.9 | 43.0 | 35.2 | 83.0 | 2.3 | 1.4 | 1.3 | 0.0 | 7.4 |
| CAREER | 41-4 | 21.3 | 42.9 | 35.4 | 81.4 | 2.1 | 1.3 | 1.3 | 0.0 | 7.3 |

- Scored a career-high 25 pts at Dayton
- Leads the team in points off the bench at 7.7 ppg
- Made her first career start at South Fla. (11/14) and scored 15 points with a career-best 5 3-pt FG
- Scored double-digit pts off the bench in eight games this season

TOP GAMES

| 24-25 SEASON | CAREER |
|-------------------------------|-------------------------------|
| PTS 25, at Dayton (12/19/24) | PTS 25, at Dayton (12/19/24) |
| REB 6, Alabama A&M (12/29/24) | REB 6, Alabama A&M (12/29/24) |
| AST 6, Samford (11/22/24) | AST 6, Samford (11/22/24) |



5 • LEILANI KAPINUS

G • 5-10 • Gr. • Madison, Wis. (Penn State)
Human Development Studies • (LAY-lawn-EE, Cap-N-IS)

| | GP-GS | MIN/G | FG% | 3FG% | FT% | R/G | A/G | STL | BLK | PTS/G |
|--------|--------|-------|------|------|------|-----|-----|-----|-----|-------|
| 24-25 | 29-1 | 18.9 | 43.4 | 24.1 | 73.3 | 3.6 | 1.6 | 1.8 | 0.4 | 4.2 |
| CAREER | 124-95 | 25.4 | 47.7 | 27.5 | 66.6 | 5.8 | 2.1 | 2.3 | 1.0 | 9.3 |

- Recorded two double-doubles on the year
- Appeared in 29 games and made one start in '24-25
- Two-Time All-Big Ten HM & Defensive Team ('23, '24)
- Her 228 steals at Penn State ranks 11th in school history
- Scored 1,150 pts in 124 collegiate games

TOP GAMES

| 24-25 SEASON | CAREER |
|-------------------------------|--------------------------------------|
| PTS 11, Samford (11/22/24) | PTS 25, vs. Saint Francis (12/17/23) |
| REB 11, Evansville (12/14/24) | REB 15, vs. George Mason (3/21/24) |
| AST 6, Samford (11/22/24) | AST 6 (2x), Last: Samford (11/22/24) |



10 • JANE NWABA

G • 5-10 • Gr. • Carlson, Calif. (Pepperdine)
Medicine, Health & Society • (Wah-BUH)

| | GP-GS | MIN/G | FG% | 3FG% | FT% | R/G | A/G | STL | BLK | PTS/G |
|--------|--------|-------|------|------|------|-----|-----|-----|-----|-------|
| 24-25 | 30-28 | 14.6 | 46.2 | 40.5 | 76.7 | 2.3 | 0.9 | 0.7 | 0.2 | 4.6 |
| CAREER | 135-92 | 22.1 | 42.3 | 27.1 | 61.7 | 4.7 | 1.6 | 0.9 | 0.4 | 6.8 |

- Scored a season-high 13 pts vs. Arkansas (Jan. 23)
- Started in 29 games & appeared in all 30 games
- Collected 11 career double-doubles, with nine coming during '23-24
- Averaged 10.0 pts, 6.9 reb, 2.6 ast, & 1.1 stl over her final two seasons at Pepperdine

TOP GAMES

| 24-25 SEASON | CAREER |
|-----------------------------------|-------------------------------------|
| PTS 13, Arkansas (01/23/25) | PTS 22, San Francisco (2/1/24) |
| REB 6 (2x), Last: Tenn. (1/19/25) | REB 12 (3x), Last: at LMU (1/27/24) |
| AST 3, Lipscomb (11/4/24) | AST 8, at San Francisco (1/11/24) |



11 • JORDYN OLIVER

G • 5-10 • Gr. • Carlson, Calif. (Baylor • Duke)
Leadership & Organizational Performance

| | GP-GS | MIN/G | FG% | 3FG% | FT% | R/G | A/G | STL | BLK | PTS/G |
|--------|--------|-------|------|------|------|-----|-----|-----|-----|-------|
| 24-25 | 29-30 | 30.1 | 47.3 | 0.0 | 80.0 | 4.5 | 3.6 | 1.6 | 0.4 | 3.9 |
| CAREER | 143-63 | 19.8 | 49.8 | 21.4 | 52.7 | 3.6 | 2.6 | 1.0 | 0.3 | 4.0 |

- Dished out 3-plus assists in 20 games this season
- Appeared in 143 collegiate games with 63 starts
- Only player to start in all 30 games this season
- Played 2 seasons at Baylor then 1 year at Duke
- Her 11-ast, 10 reb double-double vs. Georgia is the 1st Vandy double-double w/ ast & reb since 1999-00

TOP GAMES

| 24-25 SEASON | CAREER |
|---------------------------------------|---------------------------------------|
| PTS 10, vs. Michigan State (11/27/24) | PTS 15 (2x), Last: WKU (11/15/23) |
| REB 10, Georgia (01/02/25) | REB 11 (2x), Last: vs. UNI (11/25/23) |
| AST 11, Georgia (01/02/25) | AST 11, Georgia (01/02/25) |



12 • KHAMIL PIERRE

F • 6-2 • So. • Phoenix, Ariz. (Perry HS)
Undeclared • (KAH-Meel, Pea-Air)

| | GP-GS | MIN/G | FG% | 3FG% | FT% | R/G | A/G | STL | BLK | PTS/G |
|--------|-------|-------|------|------|------|-----|-----|-----|-----|-------|
| 24-25 | 29-29 | 30.6 | 50.7 | 22.2 | 66.7 | 9.6 | 2.2 | 3.0 | 0.3 | 20.8 |
| CAREER | 62-40 | 24.5 | 47.6 | 22.2 | 66.7 | 7.3 | 1.4 | 1.9 | 0.4 | 14.5 |

- Naismith Defensive POTY watch list
- Naismith Trophy Midseason Team
- 2x SEC Player of the Week - Nov. 26, Dec. 17
- Scored a career-high 42 pts vs. Evansville (Dec. 14)
- Only NCAA D-I player to average at over 20.0 ppg and 9.5 rpg this season

TOP GAMES

| 24-25 SEASON | CAREER |
|---------------------------------|---------------------------------|
| PTS 42, Evansville (12/14/24) | PTS 42, Evansville (12/14/24) |
| REB 18, Evansville (12/14/24) | REB 18, Evansville (12/14/24) |
| AST 5 (2x), Last: UK (01/05/25) | AST 5 (2x), Last: UK (01/05/25) |



13 • JUSTINE PISSOTT

G/F • 6-4 • Jr. • Toms River, N.J. (Tennessee)
Human & Organizational Development • (Pih-SOT)

| | GP-GS | MIN/G | FG% | 3FG% | FT% | R/G | A/G | STL | BLK | PTS/G |
|--------|-------|-------|------|------|------|-----|-----|-----|-----|-------|
| 24-25 | 21-0 | 9.7 | 43.5 | 38.3 | 70.0 | 1.7 | 0.5 | 0.2 | 0.0 | 3.8 |
| CAREER | 81-28 | 13.5 | 36.6 | 35.0 | 75.0 | 1.6 | 0.6 | 0.2 | 0.3 | 4.4 |

- Score a season-best 14 pts. vs. TAMU (Feb. 27)
- Made season debut vs. Butler (Nov. 17)
- Appeared in 53 games and made 28 starts at Vanderbilt
- Played her freshman season at Tennessee

TOP GAMES

| 24-25 SEASON | CAREER |
|----------------------------------|--|
| PTS 14, Texas A&M (02/27/25) | PTS 17, Dayton (12/20/23) |
| REB 7, Appalachian St. (12/1/24) | REB 7, Appalachian St. (12/1/24) |
| AST 2, Ole Miss (02/02/25) | AST 4 (2x), Last: at UT Martin (11/9/23) |



14 • AIYANA MITCHELL

F • 6-4 • So. • Colorado Springs, Colo. (Fountain-Carson HS)
Undeclared • (EYE-ON-UH)

| | GP-GS | MIN/G | FG% | 3FG% | FT% | R/G | A/G | STL | BLK | PTS/G |
|--------|-------|-------|------|------|------|-----|-----|-----|-----|-------|
| 24-25 | 30-1 | 11.5 | 52.4 | 0.0 | 66.7 | 3.0 | 0.4 | 0.5 | 0.6 | 3.7 |
| CAREER | 45-1 | 9.0 | 52.7 | 0.0 | 65.1 | 2.2 | 0.3 | 0.4 | 0.5 | 2.8 |

- Averaging 3.7 ppg and 3.0 rpg in 30 games in '24-25
- Made her first career start vs. App State (Dec. 1)
- Pulled down a career-high 6 reb. vs. Mich. State & App State
- Scored career-high 10 pts twice this season

TOP GAMES

| 24-25 SEASON | CAREER |
|--------------------------------------|--------------------------------------|
| PTS 10 (2x), Last: App St. (12/1/24) | PTS 10 (2x), Last: App St. (12/1/24) |
| REB 7 at Auburn (02/16/25) | REB 7 at Auburn (02/16/25) |
| AST 2, West Georgia (12/21/24) | AST 2, West Georgia (12/21/24) |



23 • IYANA MOORE

G • 5-8 • Sr. • Milwaukee, Wis. (Blackman HS)
Human & Organizational Development • (EYE-ON-UH)

| | GP-GS | MIN/G | FG% | 3FG% | FT% | R/G | A/G | STL | BLK | PTS/G |
|--------|-------|-------|------|------|------|-----|-----|-----|-----|-------|
| 24-25 | 29-28 | 30.2 | 37.3 | 33.1 | 83.3 | 2.7 | 2.6 | 1.1 | 0.2 | 12.1 |
| CAREER | 97-78 | 32.0 | 37.5 | 35.1 | 82.1 | 3.1 | 2.6 | 1.4 | 0.1 | 13.0 |

- Third on the team in scoring at 12.1 ppg
- Her 1,265 pts ranks 23rd in school history
- Her 193 career 3P FGM ranks 8th at Vandy
- Scored her 1,000th career pt vs. App State

TOP GAMES

| 24-25 SEASON | CAREER |
|-----------------------------------|-------------------------------|
| PTS 23, at LSU (01/13/25) | PTS 37, at Kentucky (1/11/24) |
| REB 7, at Florida (01/30/25) | REB 9, at Missouri (2/29/24) |
| AST 7 (2x), Last: AAMU (12/29/24) | AST 8, at Kentucky (1/11/24) |



PLAYER QUICK NOTES



24 • AGA MAKURAT

G • 6-2 • So. • Sierakowice, Poland (Sopocka Akademia Tenisowa)
Human & Organizational Development • (AH-Gah MOCK-ew-RAH)

| | GP-GS | MIN/G | FG% | 3FG% | FT% | R/G | A/G | STL | BLK | PTS/G |
|--------|-------|-------|------|------|-------|-----|-----|-----|-----|-------|
| 24-25 | 14-0 | 10.2 | 32.1 | 28.6 | 1.000 | 2.0 | 0.7 | 0.2 | 0.4 | 3.4 |
| CAREER | 47-3 | 13.0 | 33.5 | 31.1 | 80.0 | 1.6 | 0.6 | 0.3 | 0.4 | 3.7 |

- Scored a season-high 10 pts vs. App State
- Appeared in 47 games and made three starts at Vanderbilt
- Shot 32.2% from behind the arc in '23-24
- Led the Commodores in scoring twice in '23-24

TOP GAMES

| 24-25 SEASON | | CAREER | |
|--------------|-----------------------------------|--------|--|
| PTS | 10, Appalachian St. (12/1/24) | PTS | 18 (2x), Last: at South Carolina (1/28/24) |
| REB | 5 (2x), Last: West Ga. (12/21/24) | REB | 7, at South Carolina (1/28/24) |
| AST | 3, Appalachian St. (12/1/24) | AST | 3 (3x), Last: App State (12/1/24) |



30 • TRINITY WILSON

F • 6-3 • Fr. • Lakeville, Minn. (Lakeville North HS)
Undeclared

| | GP-GS | MIN/G | FG% | 3FG% | FT% | R/G | A/G | STL | BLK | PTS/G |
|--------|-------|-------|------|------|------|-----|-----|-----|-----|-------|
| 24-25 | 12-0 | 4.6 | 38.1 | --- | 33.3 | 1.3 | 0.7 | 0.0 | 0.2 | 1.4 |
| CAREER | 12-0 | 4.6 | 38.1 | --- | 33.3 | 1.3 | 0.7 | 0.0 | 0.2 | 1.4 |

- Scored career-best 6 pts vs. West Ga. on 12.21
- Pulled down 5 reb and scored 2 pts in her debut vs. Lipscomb (11/4/24)
- Ranked the fifth-best player in Minnesota according to PrepGirlsHoops.com
- Collected over 1,000 pts and 1,000 reb during her prep career

TOP GAMES

| 24-25 SEASON | | CAREER | |
|--------------|-------------------------------|--------|-----------------------------------|
| PTS | 6, West Georgia (12/21/24) | PTS | 6, West Georgia (12/21/24) |
| REB | 5 (2x), Last: APSU (11/8/24) | REB | 5 (2x), Last: APSU (11/8/24) |
| AST | 1 (5x), Last: AAMU (12/29/24) | AST | 1 (4x), Last: West Ga. (12/21/24) |



35 • SACHA WASHINGTON

F • 6-2 • Sr. • Lawrenceville, Ga. (Collins Hill HS)
Human & Organizational Development • (Sah-SHUH)

| | GP-GS | MIN/G | FG% | 3FG% | FT% | R/G | A/G | STL | BLK | PTS/G |
|--------|-------|-------|------|------|------|-----|-----|-----|-----|-------|
| 24-25 | --- | --- | --- | --- | --- | --- | --- | --- | --- | --- |
| CAREER | 99-72 | 24.9 | .487 | .000 | .639 | 7.3 | 1.1 | 1.0 | 1.1 | 10.2 |

- Redshirting during the '24-25
- Cheryl Miller Award Preseason Watchlist
- Appeared in 99 games and made 72 starts in three seasons at Vanderbilt
- Led the team with 8 double-doubles in '23-24
- Led Vandy with 7.9 rpg in '23-24

TOP GAMES

| 24-25 SEASON | | CAREER | |
|--------------|----|--------|-----------------------------|
| PTS | -- | PTS | 33, vs. La. Tech (12/03/22) |
| REB | -- | REB | 17, Fairfield (11/12/23) |
| AST | -- | AST | 7, Fairfield (11/12/23) |



-- • MONIQUE WILLIAMS

F • 6-3 • Fr. • Perth, Australia (Willeton Senior HS)
Undeclared • (Moh-NEEK)

| | GP-GS | MIN/G | FG% | 3FG% | FT% | R/G | A/G | STL | BLK | PTS/G |
|--------|-------|-------|-----|------|-----|-----|-----|-----|-----|-------|
| 24-25 | --- | --- | --- | --- | --- | --- | --- | --- | --- | --- |
| CAREER | --- | --- | --- | --- | --- | --- | --- | --- | --- | --- |

- Enrolled after the 2024 Fall semester & will sit out for the rest of '24-25 then begin her Commodore career in '25-26 with four years of eligibility
- Helped Australia win Gold at the FIBA U18 Women's Asia Cup
- Averaged 7.0 pts & 4.0 reb in five games at the FIBA U18 Women's Asia Cup

TOP GAMES

| 24-25 SEASON | | CAREER | |
|--------------|----|--------|----|
| PTS | -- | PTS | -- |
| REB | -- | REB | -- |
| AST | -- | AST | -- |



HC • SHEA RALPH

Fourth Season • UConn '01
7-Time NCAA National Champion • 2000 NCAA Tournament MOP

- 72-57 overall record through three seasons at Vanderbilt
- Guided Vanderbilt to its first NCAA Tournament bid since the 2014 NCAA Tournament in 2023-24 and posted the Dores' first NCAA Tournament victory since 2013
- Posted the largest win improvement from one season to next in school history during the 2023-24 season, as Vandy's 23 victories marked an 11-win improvement from 2022-23
- Guided Vandy to a school record six SEC road wins in '23-'24
- Five players have earned All-SEC honors under Ralph

RALPH COACHING CAREER AT VANDERBILT

| SEASON | OVERALL | SEC | SEC FINISH | POSTSEASON |
|--------------|--------------|--------------|------------|-----------------------|
| 2021-22 | 16-19 | 4-12 | T-12th | WNIT Sweet 16 |
| 2022-23 | 12-19 | 3-13 | 12th | -- |
| 2023-24 | 23-10 | 9-7 | 6th | NCAA 1st Rd |
| 2024-25 | 20-9 | 7-8 | T-8th | -- |
| TOTAL | 72-57 | 24-40 | | 1 NCAA, 1 WNIT |

DORE NOTES

ELEVATING HER PLAY IN THE SEC

Mikayla Blakes' 26.9 points per game in SEC play is the highest scoring average in league play this season. Blakes has scored 30-plus points in five SEC games this season, a mark that paces the league, while her 55-point outing at Auburn (Feb. 16) and her 53 points at Florida (Jan. 30) are the top two scoring performances in all of NCAA Division I this season. Blakes is the first NCAA Division I player since Mississippi Valley State's Patricia Hoskins in 1988-89 to have multiple 50-point outings in the same season.

Overall, her 23.3 points per game average in all games this season ranks second in the SEC, while it is the sixth-best scoring average in the country this season and paces all freshmen nationally.

A SPARK OFF THE BENCH

Sophomore Madison Greene leads the Commodores in points off the bench this season at 7.8 points in 26 games.

The Columbus, Ohio, native hit four 3-point field goals off the bench against Mississippi State on Feb. 13 en route to a 17-point performance. It was the ninth time this season that Greene has scored 10-plus points in a reserve role.

J.O.'S LEADERSHIP

Graduate student Jordyn Oliver enters the SEC Tournament ranked 19th in NCAA Division I in assist-to-turnover ratio at 2.55. The guard leads the team in assists at 3.6 per game, while her 107 total assists are 12th-most in the SEC.

Oliver, who is in her sixth season of collegiate basketball, has played in 143 career games, which is tied for 92nd-most by active NCAA Division I players.

LENDING A HAND

The Commodores rank 33rd nationally in assists per game at 16.7. Vanderbilt handed out a season-best 30 assists against Alabama A&M on Dec. 29.

The Dores have dished out 20 or more assists in nine games this season. The Dores are also 33rd in the NCAA in assist/turnover ratio at 1.21, which is fifth-best in the SEC.

DYNAMIC DUO

Sophomore Khamil Pierre and freshman Mikayla Blakes are the only pair of teammates in all of NCAA Division I to average over 20.0 points per game. Blakes enters the week ranked sixth nationally at 23.3 points per contest, while Pierre's 20.8 points per contest is 14th in the nation.

Combined, Pierre and Blakes are averaging a combined 44.0 points per game this season make them the highest scoring tandem in the SEC.





12 KHAMIL PIERRE

@khamil.Pierre
@KhamilPierre

ALL-AMERICAN CANDIDATE & WOODEN AWARD MIDSEASON TOP 25

BY THE NUMBERS

42

SCORED 42 POINTS TO SET A THEN VANDERBILT SINGLE-GAME SCORING RECORD - VS. EVANSVILLE • DEC. 14
Passed by Mikayla Blakes' 53 points at Fla. on 1.30.25

31

SCORED 10-PLUS POINTS IN 30 OF HER LAST 31 GAMES

30

IS 1 OF 30 PLAYERS NAMED TO THE NAISMITH TROPHY MIDSEASON TEAM

16

SCORED 20-PLUS POINTS IN 16 GAMES THIS SEASON
HAD ONE CAREER GAME WITH 20-PLUS POINTS ENTERING 2024-25 SEASON

15

RANKS 13th IN NCAA WITH 14 DOUBLE-DOUBLES
MOST IN A SEASON BY A DORE SINCE 1999-00

7

RANKS IN THE TOP 20 IN NCAA IN 7 CATEGORIES
FG Made (3rd; 252) • FG Attempts (8th; 497)
Double-Doubles (13th; 15) • Steals (13th; 87)
Steals Per Game (13th; 3.00) • Pts Scored (14th; 602)
Pts Per Game (14th; 20.8)

2

NAMED SEC PLAYER OF THE WEEK 2 TIMES THIS SEASON
1-OF-2 PLAYERS TO WIN THE AWARD TWICE

1

ONLY PLAYER IN NCAA TO AVERAGE OVER 20.0 PTS AND 9.5 REB PER GAME AND BE IN THE TOP 15 NATIONALLY IN SCORING AND STEALS



1 MIKAYLA BLAKES

@mikaylablakes
@mikaylablakes
@mikaylablakes

NATIONAL FRESHMAN OF THE YEAR CANDIDATE

BY THE NUMBERS

55

SCORED 55 POINTS TO SET NCAA FRESHMAN SINGLE-GAME SCORING RECORD THE MOST POINTS SCORED IN SEC HISTORY & VANDERBILT WOMEN'S BASKETBALL HISTORY

23.3

ONLY NCAA DIVISION FRESHMEN TO AVERAGE OVER 20.0 POINTS PER GAME

18

SCORED 20-PLUS POINTS IN 18 GAMES THIS SEASON MOST BY AN NCAA FRESHMAN IN 2024-25

16

CURRENTLY ON A 16-GAME DOUBLE-DIGIT SCORING STREAK SECOND 13-PLUS GAME DOUBLE-DIGIT STREAK OF THE SEASON

12

RANKS IN THE TOP 10 AMONG NCAA FRESHMEN IN 12 CATEGORIES

Scoring (1st; 23.3) • Points Scored (1st; 699)
FG Made (1st; 230) • FG Attempts (1st; 496)
FT Percentage (1st; 88.4%) • 3-Pt FG Attempts (1st; 206)
FT Attempts (2nd; 188) • FT Made (2nd; 166)
Steals (2nd; 75) • Steals/Game (4th; 2.50)
3-Pt FG Made (3rd; 72) • FG Percentage (6th; 46.4%)

7

NAMED SEC FRESHMAN OF THE WEEK 7 TIMES THIS SEASON

1-OF-3 POWER 4 PLAYERS TO THEIR CONFERENCE'S FRESHMAN OF THE WEEK AWARD SEVEN OR MORE TIMES

1

ONLY PLAYER TO RANK IN THE TOP 10 AMONG FRESHMEN NATIONALLY IN POINTS SCORED, STEALS, AND 3-POINTERS MADE



DORE NOTES

PUTTING UP THE POINTS

Vanderbilt's 84.3 points per game average is seventh-best in all of NCAA Division I this season, while it is fourth-highest scoring average in the SEC.

Vandy has set a single-season school record this season with seven games scoring 100-plus points. The Dores have scored 90 or more points in 15 games this season.

CASHING IN AT THE FREE THROW LINE

The Commodores enter the SEC Tournament ranked first the SEC in team free throw percentage at 78.3 percent. It is the 11th-best free throw percentage in NCAA Division I this season.

Freshman Mikayla Blakes leads Vanderbilt with an 88.4 percent free throw percentage, which is second in the SEC and 25th in NCAA. Blakes is making 90.2 percent (119-of-132) of her free throws in SEC play.

COACH RALPH UP FOR NATIONAL COACH OF THE YEAR

The Naismith Awards announced that Vanderbilt women's basketball head coach Shea Ralph was named to the 2025 Werner Ladder Naismith Women's College Coach of the Year Watch List presented by AXIA Time.

It is the first time Ralph has been included on the Werner Ladder Naismith Women's College Coach of the Year Watch List. She is one of 15 coaches selected, while the fourth-year Vandy coach is one of six SEC women's basketball head coaches on the list.

Ralph has guided Vanderbilt to a 19-7 overall record this season. Vanderbilt is on the cusp of its second-straight 20-win campaign, which would mark the first time since the 2011-12 and 2012-13 seasons that the Dores posted back-to-back 20-win seasons.

ANOTHER 30-POINT OUTING FOR BLAKES

Freshman Mikayla Blakes followed up her SEC and NCAA freshman single-game scoring record 55-point performance by scoring 34 points at No. 16/16 Oklahoma. The Somerset, New Jersey, native made a career-high seven 3-point field goals, which is tied for the fifth-most made in a game by a Commodore in program history.

It was Blakes' fifth game of the season with 30 or more points, which leads all freshmen nationally and is tied for fourth-most by an NCAA Division I player this season. Blakes' 34 points vs. the Sooners are tied for the fourth-most points scored in a game by a Vanderbilt freshman, matching Barbara Brackman's 34-point effort vs. Tennessee on Feb. 26, 1982.

DOUBLE-DOUBLE MACHINE

Khamil Pierre is 13th in NCAA Division I with 15 double-doubles entering the week. She is one of 19 players nationally to collect 15 or more double-doubles during the 2024-25 season.

BLAKES LEADING THE FRESHMEN

Mikayla Blakes ranks in the top 10 among all NCAA freshmen in 12 categories. Blakes is the only player to rank in the top 10 freshmen nationally in scoring (1st; 23.3), points scored (1st; 699), field goals made (1st; 230), free throw percentage (1st; 88.4%), steals (2nd; 72), and 3-point field goals made (4th; 66).

The Somerset, New Jersey, native has won SEC Freshman of the Week a league-high seven times, breaking Khamil Pierre's school record of five selections set in 2023-24. Blakes is one of three Power 4 players to win their conference's weekly freshman award seven or more times this season.

GETTING MULTIPLE TOP 25 WINS

The Commodores have collected wins over No. 15 Tennessee (71-70) and at No. 19 Alabama (66-64), marking the first time since the 2015-16 campaign the Dores have posted multiple wins over ranked teams in the same season. Vanderbilt will be searching for its second top-25 road win of the campaign.

The last time the Commodores knocked off multiple top-25 teams on the road in the same season came during the 2015-16 campaign. Vanderbilt won at No. 12/12 Kentucky, 71-69, and at No. 24/24 Missouri, 56-52, that season. The win at No. 24-ranked Missouri on Feb. 28, 2016, was also the last time Vanderbilt collected a win over a ranked team on the road.

GETTING THEIR HANDS ON THE BALL

Vandy has been getting hands into the passing lane with great efficiency this season. The Commodores rank inside the top 20 in all of NCAA Division I in steals per game (eighth; 12.8), turnover margin (10th; 7.70), turnovers forced per game (6th; 21.43).

Vanderbilt has forced teams into 20 or more turnovers in 20 games this season, recently collected 30 turnovers vs. Texas A&M on Feb. 27.

Vandy's season-high 36 turnovers forced vs. Evansville on Dec. 14 is tied for the seventh-most in a game in program history.

PIERRE'S ELITE NUMBERS

Sophomore Khamil Pierre ranks in the top 20 nationally in seven categories. She is the only NCAA Division I player placed in the top 15 in scoring (14th; 20.8 ppg) and steals per game (13th; 3.00) and she is the lone player in the country to average over 20.0 points and 9.5 rebounds per game this season.

WINNING BIG

Vanderbilt holds the 1st-best margin of victory in the nation coming into the SEC Tournament. The Commodores are beating teams by an average of 16.2 points per game this season. Vandy has posted eight wins of 40-plus points during the 2024-25 season.

BLAKES' CASE FOR NATIONAL FRESHMAN OF THE YEAR

Freshman guard Mikayla Blakes is making a strong case for national freshman of the year consideration. The 5-8 guard leads all NCAA Division I freshmen in scoring (23.3 ppg), points scored (699), free throw percentage (88.4%) and field goals made (230).

She set the NCAA freshman single-game scoring record with 55 points at Auburn in a 98-88 overtime win on Feb. 16. It was her second game with 50-plus points this season, as she also scored 53 points at Florida on Jan. 30. She is the first player since Mississippi Valley State's Patrica Hoskins in 1988-89 to have multiple games of 53-plus points in the same season.

Her 55 points were also an SEC single-game record, regardless of class, and set Vanderbilt's single-season record, breaking Khamil Pierre's previous school record of 42 points, set back on Dec. 14. Blakes is one of two NCAA freshmen this season to have multiple games with 30-plus points.

GETTING NATIONALLY RANKED

Vanderbilt broke into the Associated Press Top 25 for the first time since the 2013-14 season on Jan. 27 in at No. 23. The Commodores also checked in at No. 23 in the USA Today/WBCA Coaches Poll, as it marked the second-straight season the Dores have been featured in the Coaches Poll. The rankings marked the first time Vanderbilt has been in both polls since Feb. 18, 2014.

BREAKING THE CENTURY MARK

Vanderbilt scored 100-plus points for the seventh time this season in the 100-59 win at Missouri on March 2. The seven games scoring 100 or more points sets the program record for most 100-point games collected in a single season. It is also the first time in school history that the Commodores have scored 100-plus points in three SEC games in the same season.

MIKAYLA'S WEEK WAS SO NICE, THE SEC AWARDED HER TWICE

Mikayla Blakes earned a pair of weekly conference awards on Feb. 18, as the guard was named the SEC Co-Player of the Week and SEC Freshman of the Week.

It is the first time in Vanderbilt women's basketball history that a player has earned the SEC Player of the Week and SEC Freshman of the Week awards at the same time. She shares SEC Player of the Week honors with Tennessee's Jewel Spear.

Blakes becomes the second Commodore to earn each distinction in the same season, as she joins Stephanie Holzer, who was named SEC Freshman of the Week on Nov. 14 and SEC Player of the Week on Feb. 6 during the 2010-11 campaign.

Blakes also becomes the first freshman since Candace Parker in 2006 to be named SEC Player and Freshman of the Week at the same time. Additionally, it extends Blakes' Vanderbilt school record for most SEC Freshman of the Week selections to seven.





DORE NOTES

BLAKES EARNS AP PLAYER OF THE WEEK AND USBWA TAMIKA CATCHINGS NATIONAL FRESHMAN OF THE WEEK AGAIN

On Feb. 18, Vanderbilt women's basketball standout Mikayla Blakes was named the Associated Press Women's Basketball Player of the Week and the United States Basketball Writers Association (USBWA) Tamika Catchings National Freshman of the Week on the same day for the second time this season.

Overall, it is Blakes' NCAA-leading fourth USBWA Tamika Catchings National Freshman of the Week selection this season, while it is the second time she has been named AP Player of the Week over the past three weeks.

The freshmen averaged 34.0 points, 7.0 rebounds, 4.5 assists, and 4.5 steals to help Vanderbilt go 1-1 in a pair of overtime SEC contests this week. Blakes averaged 44.5 minutes per game, as the Commodores played in back-to-back overtime contests that included a total of three extra periods. The guard once again rewrote the SEC and NCAA women's basketball record books this past Sunday, as her 55-point performance at Auburn set the SEC and NCAA freshman single-game scoring records.

BLAKES BREAKS RECORDS AGAIN

Mikayla Blakes rewrote the NCAA record book once again at Auburn on Feb. 16, as she broke the NCAA freshman single-game scoring record with 55 points in a 98-88 overtime win. Blake, who previously set the NCAA true freshman scoring record with 53 points at Florida on Jan. 30, broke Delaware's Elena Delle Donne's NCAA freshman scoring record of 54 points she scored as a redshirt freshman back during the 2009-10 season. Blakes is the first freshman since the turn of the century to record two 50-plus point performances in the same season, while she is the fourth NCAA Division I player to accomplish the feat since 1999-00.

Blakes shot 53.6 percent from the field, going 15-of-28 from the floor. The freshman from Somerset, New Jersey, went 23-of-24 from the free throw line, as she made her first 23 free throw attempts. The guard dished out a team-high five assists and added five rebounds and three steals to her stat line. Additionally, Blakes' 55 points at Auburn broke her own SEC single-game scoring record of 53 points set at Florida on Jan. 30. The 55 points also set the Neville Arena single-game scoring record for either a men's or women's basketball player.

SETTING QUARTER RECORDS

Vanderbilt outscored Appalachian State 33-2 in the first quarter en route to a 94-40 win on Dec. 1. The two points scored against the Commodores were the fewest points the program has allowed in any quarter in school history. The plus-31-point advantage at the end of the quarter marked the largest scoring margin in a single quarter in program history. The NCAA moved women's basketball from two halves to four quarters prior to the start of the 2015-16 season.

MIKAYLA AND KHAMIL NATIONALLY RECOGNIZED

Vanderbilt's underclassmen duo of freshman Mikayla Blakes and sophomore Khamil Pierre have earned their fair share of national recognition of late, as each was named to the Jersey Mike's Naismith Trophy Women's College Player of the Year Midseason Team on Feb. 12. The Vandy duo were two of 30 players named to the team, while they were two of 11 SEC players selected. Blakes was one of two freshmen to earn a selection, while Pierre was one of six sophomores.

Additionally, Blakes was named to the John R. Wooden Late Midseason Top 20 watch list on Feb. 11, while Pierre was selected to the Naismith Defensive Player of the Year watch list on Feb. 5.

Record-Setting SEC Player of the Week for Blakes

Mikayla Blakes was named the SEC Freshman of the Week for a league-leading sixth time to set the school record for the most weekly SEC frosh awards earned in a season.

Blakes scored 22 points, pulled down four rebounds, and collected three steals at No. 4/6 Texas last Thursday in her lone contest of the week. Her six SEC Freshman of the Week selections sets the school record for most weekly SEC freshman honors in a season, breaking Khamil Pierre's previous record of five set during the 2023-24 campaign.

GREENE GETS A MEDICAL WAIVER

Vanderbilt guard Madison Greene was granted a medical waiver for the 2023-24 season, which will give her an additional year of eligibility. Last season, Greene sustained a season-ending injury on Dec. 17 vs. Lipscomb. She will now be considered a redshirt freshman in terms of athletic eligibility.

ANOTHER 20-POINT OUTING FOR BLAKES AND PIERRE

Freshman Mikayla Blakes (22 points) and sophomore Khamil Pierre (26 points) each scored 20-plus points in the Feb. 6 loss at No. 4/6 Texas, marking the 10 time this season the duo has registered 20 or more points each in the same game.

The Vanderbilt underclassmen are the only set of teammates in the nation to average over 20 points each this season. Blakes leads the team at 22.1 points per game and Pierre chips in 21.1 points per contest. Blakes has had a total of 15 games this season with 20-plus points, while Pierre has score 20 or more points in 13 games.

BLAKES SETS NCAA TRUE FRESHMAN SCORING RECORD

Mikayla Blakes rewrote the NCAA women's basketball record book once again on Jan. 30 at Florida, as the Vanderbilt women's basketball standout broke the NCAA true freshman record for most points scored in a game with a 53-point performance to lead the No. 23/23-ranked Commodores to a 99-86 road win.

Blakes' 53 points are the most scored in a game by a first-year player at the NCAA Division I level, breaking JuJu Watkins' NCAA true freshman single-game scoring record of 51 points, set by the Southern California standout last season. Blakes was one point short of setting the NCAA Division I single-game women's basketball freshman scoring record, held by Delaware's Elena Delle Donne, who scored 54 points in a contest as a redshirt freshman in 2009-10. Delle Donne spent her first season as an NCAA student-athlete on Delaware's volleyball team before playing four seasons of women's basketball for the Blue Hens.

Blakes is the only Division I player — men's or women's — to score at least 50 points in a game this season. Additionally, she set both the SEC and the Vanderbilt women's basketball single-game scoring records. The freshman broke Jocelyn Penn's (LSU) SEC single-game record of 51 points, scored on Jan. 4, 2003, against Stetson. Blakes also surpassed Khamil Pierre's previous school record of 42 points, which was set on Dec. 17 vs. Evansville.

OLIVER'S RARE DOUBLE-DOUBLE

Graduate Jordyn Oliver collected a double-double in the win over Georgia with a career-best 11 assists and 10 rebounds on Jan. 2.

It marked the first time a Commodore has posted a double-double via assists and rebounds since 1999-00. She is also the sixth SEC player to accomplish the feat since the turn of the century.

MADDIE'S HOMECOMING

Sophomore Madison Greene had a memorable return trip to her home state of Ohio, as she scored a career-high 25 points off the bench against at Dayton on Dec. 19. Greene is the first Dore to score at least 25 points in a reserve role since Erin Whalen's 25-point performance vs. No. 10-ranked South Carolina on Jan. 18, 2018.

PIERRE'S FOUR-GAME DOUBLE-DOUBLE STREAK COMES TO AN END

Sophomore Khamil Pierre had her four-game double-double streak come to an end against Alabama A&M on Dec. 29. It is tied for the second-longest double-double streak at Vanderbilt since 1999-00 with Mariella Fasoula, who had four in a row in 2019-20. Current Vanderbilt assistant coach Ashley Earley's six-straight double-doubles in 2004-05 is the longest streak since 1999-00.

BLAKES' RECORD SEC DEBUT

Mikayla Blakes' 36-point performance in the 108-82 win over Georgia in the 2025 SEC opener set Vanderbilt's record for most points scored by a freshman in a game. Blakes broke a program record that stood since 1981-82, the first season the NCAA sponsored women's basketball, when Barbara Brackman's 42 points against Tennessee on Feb. 26, 1982.

Blakes shot 45 percent from the floor and matched her career-high of five made 3-pointers in the win over the Lady Bulldogs. The Somerset, New Jersey, native dished out five assists and did not commit a turnover in 33 minutes of action during her SEC debut. The guard went 13-of-14 from the free throw line, as the 13 made charity tosses are the most by a Dore in a game this season. It was Blakes' ninth game with 20 or more points this season, which leads all NCAA freshmen and sets a record for the most 20-point games in a season by a Vandy freshman.

The 36 points are the most points scored by a freshman in the country this season and the most points scored by an NCAA Division I freshman since Audi Crooks' 40-point performance against Maryland in the 2024 NCAA Tournament. It is also the most points registered by an SEC frosh since Mikaylah Williams' 42 points vs. Kent State on Nov. 14, 2013.





DORE NOTES

KHAMIL COMING UP ACES AGAINST EVANSVILLE

The 42 points, 18 rebounds, and eight steals for Khamil Pierre against Evansville establish new career highs in each category. Her combined 60 points and rebounds are the most collected by a Vanderbilt women's basketball player in a game in program history. Her 42-point performance last Saturday also extended her career-long double-digit scoring streak to 13 games dating back to last season. She also collected her eighth double-double of the season, which is tied for the sixth-most in a season since 1999-00.

Pierre is the fifth NCAA Division I women's basketball player since 1999-00 to have a game stat line of 40-plus points, 15-plus rebounds, and 5-plus steals, and she is the first player to accomplish the feat since the 2013-14 season. Pierre is the fifth Commodore since 1999-00 to have a game with 30-plus points and 10-plus rebounds.

PIERRE'S 42-POINT PERFORMANCE

Khamil Pierre put on one of the most memorable performances in Vanderbilt women's basketball history in the 106-40 win over Evansville on Dec. 14. She posted 42 points, 18 rebounds, and eight steals in the win over the Purple Aces. Her 42-point performance set a new program record for most points scored in a single game, passing the previous mark of 41 points shared by Chantelle Anderson (Feb. 8, 2001) and Cijaja Harbison (Jan. 29, 2023).

The 6-2 forward started her day with a bang against the Purple Aces, scoring 20 points in the first quarter. Pierre's performance in the opening frame on Saturday marked the most points scored by a Commodore in the first quarter in program history. Additionally, Pierre ties Marnelle Garraud's program record for most points scored in any quarter, which was set on Jan. 16, 2023, in the fourth quarter at Arkansas.

Her 19 made field goals tie the program record for more field goals made in a game in Vanderbilt history, tying Anderson's 19 made field goals in her 40-point performance vs. Portland State. The 19 made field goals are also the sixth-most in SEC history.

The 42 points scored are the most in an NCAA Division I game this season. It is also tied for the most points scored by an SEC player since the 2020-21 season.

HISTORIC START FOR BLAKES

Freshman Mikayla Blakes scored 10-plus points in each of her first 13 games to begin her Vanderbilt career, ending on Dec. 29 vs. Alabama A&M. She is the first Dore since at least 1999-00 to open their Vandy career with 13-straight games with 10-plus points. Additionally, it is the fourth-longest double-digit scoring streak to begin a season in school history.

MIXING AND MATCHING

Vanderbilt used its fifth different starting lineup in the Feb. 23 contest vs. over South Carolina, as graduate student Leilani Kapinus started for Senior Day. Kapinus makes the eighth different Commodore to record a start this season.

DOUBLE-DOUBLE DUO

Sophomore Khamil Pierre and graduate student Leilani Kapinus became the first set of Commodore teammates to record a double-double in the same game this season the win over Samford on Nov. 22. Pierre registered 21 points and 12 rebounds to post her fifth double-double of the season, while Kapinus collected 11 points and 10 rebounds to record her first at Vanderbilt. It is the first time since March 7, 2024, that two Vanderbilt players posted a double-double in the same game, as Pierre and Sacha Washington accomplished the feat against Florida in the second round of the 2024 SEC Tournament.

PIERRE'S SEASON-OPENING DOUBLE-DOUBLE STREAK

Khamil Pierre opened the 2024-25 season posting a double-double in three-straight games. She became the first Commodore since Koi Love in 2020-21 to open a season collecting three-straight double-doubles.

GREENE MAKING THE MOST OF HER FIRST START

Sophomore Madison Greene shined in her first career start at Vanderbilt in the 62-49 win at South Florida on Nov. 14. The guard was inserted into the lineup with senior Iyana Moore battling back spasms and turned in a season-high 15 points. Greene hit a career-best five 3-point field goals against the Bulldogs. She is the first Commodore to hit five 3-pointers in a game since Justine Pissott against Dayton on Dec. 20, 2023.

SEASON-OPENING DOUBLE-DOUBLE FOR KHAMIL

Khamil Pierre got her sophomore campaign started in a big way, as the 6-2 forward scored 25 points and pulled down 14 rebounds in the season-opening win over Lipscomb. It was the first time that a Commodore posted a double-double in a season opener since Koi Love's 24-point, 10-rebound performance at Little Rock in the first game of the 2020-21 season. It is Pierre's fifth career double-double, while she extended her double-digit scoring streak to four games dating back to last season.

A REMARKABLE DEBUT

Freshman Mikayla Blakes put on a spectacular showing in her Vanderbilt debut this past Monday, as she recorded 23 points, five assists, and five rebounds to go along with a pair of steals. She is the first Commodore to score 23 or more points in their debut game since Rebekah Dahlman's 23-point outing in her debut on Nov. 11, 2013, against Appalachian State.

GREENE'S RETURN

Madison Greene had a standout return to the court after missing the final 22 games last season. Greene recorded 14 points in 28 minutes off the bench in the season opener vs. Lipscomb on Nov. 4. She also established new career highs in steals (6), assists (4), and field goals made (6) in her return against the Bisons.

100-POINT BREAKOUT IN THE SEASON OPENER

Vanderbilt scored 100-plus points in a game for the first time since putting up 106 points in a 106-55 win at Tennessee State on Nov. 25, 2019. It was the first time under head coach Shea Ralph that the Commodores have tallied 100 or more points in a game. It was also the first time that Vandy scored 100-plus points at Memorial Gym since they knocked off Quinnipiac, 111-53, on Nov. 26, 2010. It is also the 47th time that Vanderbilt women's basketball has scored 100 or more points in a game in program history.

RETURNING FIRE POWER

Vanderbilt returns 78.4 percent of its scoring from last season as the Commodores bring back nine players from the 2023-24 roster. The group of returnees includes five players who started 10 or more games for the Dores a year ago, four of which started for Vandy during last year's NCAA Tournament run.

EXPERIENCED ROSTER

Vanderbilt is one of the most experienced teams in the SEC this season, as they have four players who have played in 90-plus games during their college career. That list includes Jordyn Oliver (114), Jane Nwaba (106), Sacha Washington (99), and Leilani KAPINUS (95). The Commodores are one of four SEC teams that have four or more players who have played in 90 more collegiate games.

ONE OF THE SEC'S BEST

Senior Sacha Washington, 2024-25 season, is one of two SEC players who have collected over 1,000 points, 700 rebounds, and 100 blocks in their career, joined by Ole Miss' Madison Scott. Washington became the 41st Commodore to score 1,000 career points during Vanderbilt's NCAA Tournament run last season. She comes into the year having amassed 1,008 points, 720 rebounds, 108 blocks, and 105 assists in 99 career games.

A TANGIBLE IMPROVEMENT

Vanderbilt's 23 wins this season marks an 11-win improvement from last year's win total of 12. It was tied for the largest improvement in win total from year-to-year in program history, matching the 1983-84 team.

SEC PROJECTIONS

Vanderbilt will be out to prove the preseason prognosticators wrong this year once again. The Commodores were selected to finish 10th in the SEC Preseason Media Poll and 12th in the SEC Coaches Poll. Vandy has finished better than projected in the preseason polls each year under head coach Shea Ralph. Last season, the Dores were picked to finish 13th in the preseason coaches poll and 14th in the preseason media poll, then went 9-7 in SEC games last season to finish in sixth place.





STATISTICAL RANKINGS

| Statistic | RANKING (as of 03.03) | | |
|---|-----------------------|-----|-------|
| | NCAA | SEC | Value |
| Assist/Turnover Ratio (353 ranked) | 27 | 5 | 1.21 |
| Assists Per Game (353 ranked) | 33 | 5 | 16.7 |
| Bench Points Per Game (353 ranked) | 118 | 11 | 20.1 |
| Blocks Per Game (353 ranked) | 229 | 14 | 2.7 |
| Field Goal Percentage (353 ranked) | 44 | 9 | 45.3 |
| Field Goal Percentage Defense (353 ranked) | 311 | 14 | 43.2 |
| Fouls Per Game (353 ranked) | 177 | 6 | 16.6 |
| Free Throw Attempts Per Game (353 ranked) | 45 | 5 | 19.37 |
| Free Throw Percentage (353 ranked) | 11 | 1 | 78.3 |
| Free Throws Made Per Game (353 ranked) | 20 | 3 | 15.17 |
| Rebound Margin (353 ranked) | 177 | 15 | 1.0 |
| Rebounds (Defensive) Per Game (353 ranked) | 273 | 14 | 23.4 |
| Rebounds (Offensive) Per Game (353 ranked) | 18 | 5 | 14.9 |
| Rebounds Per Game (349 ranked) | 95 | 12 | 38.27 |
| Scoring Defense (353 ranked) | 264 | 11 | 68.1 |
| Scoring Margin (349 ranked) | 31 | 8 | 16.2 |
| Scoring Offense (353 ranked) | 7 | 4 | 84.3 |
| Steals Per Game (353 ranked) | 8 | 1 | 12.8 |
| Three Point Attempts Per Game (353 ranked) | 115 | 6 | 21.2 |
| Three Point Percentage (353 ranked) | 77 | 3 | 33.9 |
| Three Point Percentage Defense (353 ranked) | 102 | 7 | 29.5 |
| Three Pointers Per Game (353 ranked) | 95 | 6 | 7.2 |
| Turnover Margin (353 ranked) | 10 | 3 | 7.70 |
| Turnovers Forced Per Game (353 ranked) | 16 | 3 | 21.43 |
| Turnovers Per Game (353 ranked) | 51 | 5 | 13.7 |
| Winning Percentage (353 ranked) | 76 | 8 | 70.0 |

| Individual | RANKING (as of 03.03) | | |
|-------------------------|-----------------------|-----|-------|
| | NCAA | SEC | Value |
| Mikayla Blakes | | | |
| Field Goal Attempts | 9 | 2 | 497 |
| Field Goal Percentage | 119 | 16 | 46.4 |
| Field Goals Made | 8 | 4 | 230 |
| Free Throw Attempts | 16 | 2 | 189 |
| Free Throw Percentage | 25 | 2 | 88.4 |
| Free Throw Made | 8 | 2 | 167 |
| Points Scored | 4 | 2 | 699 |
| Points Per Game | 6 | 2 | 23.3 |
| Steals | 21 | 4 | 75 |
| Steals Per Game | 31 | 5 | 2.50 |
| Three Point Attempts | 24 | 2 | 206 |
| Three Point Percentage | 119 | 9 | 35.0 |
| Three Pointers Made | 32 | 2 | 72 |
| Three Pointers Per Game | 48 | 4 | 2.40 |

| | | | |
|-----------------------|-----|---|------|
| Khamil Pierre | | | |
| Double Doubles | 13 | 2 | 15 |
| Field Goal Attempts | 8 | 2 | 497 |
| Field Goal Percentage | 60 | 6 | 50.7 |
| Field Goals | 3 | 1 | 252 |
| Free Throw Attempts | 90 | 6 | 141 |
| Free Throw Made | 135 | 9 | 94 |
| Points Scored | 14 | 4 | 602 |
| Points Per Game | 14 | 4 | 20.8 |
| Rebounds | 34 | 3 | 277 |
| Rebounds Per Game | 36 | 3 | 9.6 |
| Steals | 12 | 2 | 87 |
| Steals Per Game | 13 | 2 | 3.00 |

| | | | |
|-------------------------|-----|----|------|
| Iyana Moore | | | |
| Three Pointers Attempts | 111 | 6 | 172 |
| Three Pointers Made | 149 | 11 | 57 |
| Three Pointers Per Game | 172 | 11 | 1.97 |

| | | | |
|------------------------|-----|----|------|
| Jordyn Oliver | | | |
| Assists/Turnover Ratio | 19 | 3 | 2.55 |
| Assists Per Game | 177 | 12 | 3.6 |

| | | | |
|------------------------|-----|----|------|
| Leilani Kapinus | | | |
| Steals Per Game | 229 | 15 | 1.76 |

SEC PLAYER OF THE WEEK

| Week | Player | Week | Player |
|-------|-----------------------------|-------|------------------------------|
| 11-12 | Raegen Beers, Okla. | 01-07 | Georgia Amooore, UK |
| 11-19 | Talaysia Cooper, Tenn. | 01-14 | Aneesha Morrow, LSU |
| 11-26 | Khamil Pierre, Vandy | 01-22 | Madison Booker, Texas |
| 12-03 | Aneesha Morrow, LSU | 01-28 | Taylor Jones, Texas |
| | Payton Verhulst, Okla. | 02-04 | Georgia Amooore, UK |
| 12-10 | Izzy Higginbottom, Ark. | 02-11 | Madison Booker, Texas |
| | Mikaylah Williams, LSU | 02-18 | Mikayla Blakes, Vandy |
| 12-17 | Khamil Pierre, Vandy | | Jewel Spear, Tenn. |
| 12-23 | DeYona Gaston, Auburn | 02-25 | Raegen Beers, Okla. |
| | Aneesah Morrow, LSU | 03-02 | Raegen Beers, Okla. |
| 12-31 | Aaliyah Nye, Alabama | | Chloe Kitts, SC |

SEC FRESHMAN OF THE WEEK

| Week | Player | Week | Player |
|-------|------------------------------|-------|------------------------------|
| 11-12 | Clara Silva, UK | 01-07 | Jordan Lee, Texas |
| 11-19 | Mikayla Blakes, Vandy | 01-14 | Liv McGill, Florida |
| 11-26 | Mikayla Blakes, Vandy | 01-22 | Joyce Edwards, SC |
| | Sira Thienou, Ole Miss | 01-28 | Mikayla Blakes, Vandy |
| 12-03 | Joyce Edwards, SC | | Joyce Edwards, SC |
| | Justice Carlton, Texas | 02-04 | Mikayla Blakes, Vandy |
| 12-10 | Mikayla Blakes, Vandy | 02-11 | Mikayla Blakes, Vandy |
| | Syriah Daniels, Auburn | 02-18 | Mikayla Blakes, Vandy |
| 12-17 | Sira Thienou, Ole Miss | 02-25 | Joyce Edwards, SC |
| 12-23 | Justice Carlton, Texas | 03-03 | Mia Woolfork, UGA |
| 12-31 | Miyah Verse, Georgia | | |
| | Kaniya Boyd, Tenn. | | |

SEASON LEADERS & MISCELLANEOUS STATS

| | | |
|--|--|---|
| Leading Scorer - Season Mikayla Blakes - 23.3 ppg | 50-Pt Scoring Games Mikayla Blakes - 2 | Largest Halftime Lead 38 pts - 58-20, vs. Evansville (12/14/24) |
| Leader in FG% - Season Khamil Pierre - 50.7% (252-497) | Ind. High Points - Game 55 pts - Mikayla Blakes at Auburn (02/16/25) | Largest Halftime Lead 38 pts - 58-20, vs. Evansville (12/14/24) |
| Leader in FT% - Season Mikayla Blakes - 88.4% (167-189) | Ind. High Rebounds - Game 18 reb - Khamil Pierre vs. Evansville (12/14/24) | Largest Halftime Deficit 19 pts - 25-44, at Ole Miss (01/09/25) |
| Leader in 3-PFG% - Season Mikayla Blakes - 35.0% (72-206) | Ind. High FTM - Game 23 FTM - Mikayla Blakes at Auburn (02/16/25) | Largest Halftime Deficit in a Win 7 pts - 27-34, at Alabama (01/26/25) |
| Leader in 3-PFGM - Season Mikayla Blakes - 72 3PFGM | Ind. High 3-Pt FGM - Game 7 3PM - Mikayla Blakes at Oklahoma (02/20/25) | Largest Halftime Lead in a Loss 2 pts - 31-29, vs. Miss. St. (02/13/25) |
| Leading Rebounder - Season Khamil Pierre - 9.6 rpg | Ind. High 3-Pt FGM - Game 7 3PM - Mikayla Blakes at Oklahoma (02/20/25) | Largest Vandy Lead 68 pts - 106-38, vs. Evansville (12/14/24) |
| Leader in Assists - Season Jordyn Oliver - 3.6 apg | Ind. High Assists - Game 11 - Jordyn Oliver vs. Georgia (01/02/25) | Largest Vandy Deficit 35 pts - 31-66, at Ole Miss (01/09/25) |
| Leader in Steals - Season Khamil Pierre - 3.0 spg | Ind. High Blocks - Game 4 - Aiyana Mitchell at Auburn (02/16/25) | Largest Vandy Lead in a Loss 68 pts - 106-38, vs. Evansville (12/14/24) |
| Leader in Blocks - Season Aiyana Mitchell - 0.6 bpg | Ind. High Steals - Game 9 - Khamil Pierre vs. Texas A&M (02/27/25) | Largest Vandy Deficit in a Win 15 pts - 59-74, at Auburn (02/16/25) |
| 20-Pt Scoring Games Mikayla Blakes - 18 Khamil Pierre - 16 Iyana Moore - 2 Madison Greene - 1 | Longest Scoring Run 26-0 vs. Hampton (11/20/24) | Largest 1st Half Deficit in a Win 7 pts (3x) 0-7, at Dayton (12/19/24) |
| 30-Pt Scoring Games Mikayla Blakes - 4 Khamil Pierre - 2 | Longest Opp. Scoring Run 19-0 - at Oklahoma (02/20/25) | Largest 2nd Half Deficit in a Win 15 pts - 59-74, at Auburn (02/16/25) |
| 40-Pt Scoring Games Mikayla Blakes - 2 Khamil Pierre - 1 | Largest Margin of Victory 66 pts - 106-40, vs. Evansville (12/14/24) | |

SCORING HIGH-LOW QUARTERS

| | |
|---|---|
| Most 1st Quarter Points Scored 34, vs. Evansville - 12.14.24 | Most 1st Quarter Points Allowed 31, vs. Kentucky - 01.05.25 |
| Most 1st Quarter Points Scored (SEC Games) 26 (2x), Last: vs. Arkansas - 01.23.25 | Most 1st Quarter Points Allowed (SEC Games) 31, vs. Kentucky - 01.05.25 |
| Fewest 1st Quarter Points Scored 10, at Texas - 02.06.25 | Fewest 1st Quarter Points Allowed 2, vs. Appalachian State - 12.1.24 |
| Fewest 1st Quarter Points Scored (SEC Games) 10, at Texas - 02.06.25 | Fewest 1st Quarter Points Allowed (SEC Games) 9, vs. Mississippi State - 02.13.25 |
| Most 2nd Quarter Points Scored 35, vs. West Georgia - 12.21.24 | Most 2nd Quarter Points Allowed 27, at Ole Miss - 01.09.25 |
| Most 2nd Quarter Points Scored (SEC Games) 27 (2x), Last: vs. at Florida - 01.30.25 | Most 2nd Quarter Points Allowed (SEC Games) 27, at Ole Miss - 01.09.25 |
| Fewest 2nd Quarter Points Scored 8, vs. Michigan State - 11.27.24 | Fewest 2nd Quarter Points Allowed 5, vs. Tennessee - 01.19.25 |
| Fewest 2nd Quarter Points Scored (SEC Games) 10, vs. Ole Miss - 02.02.25 | Fewest 2nd Quarter Points Allowed (SEC Games) 5, vs. Tennessee - 01.19.25 |
| Most 3rd Quarter Points Scored 33, vs. Texas A&M - 02.27.25 | Most 3rd Quarter Points Allowed 34, at Oklahoma - 02.20.25 |
| Most 3rd Quarter Points Scored (SEC Games) 33, vs. Texas A&M - 02.27.25 | Most 3rd Quarter Points Allowed (SEC Games) 34, at Oklahoma - 02.20.25 |
| Fewest 3rd Quarter Points Scored 12, at Ole Miss - 01.09.25 | Fewest 3rd Quarter Points Allowed 4 (2x), vs. Hampton - 11.20.24 |
| Fewest 3rd Quarter Points Scored (SEC Games) 12, at Ole Miss - 01.09.25 | Fewest 3rd Quarter Points Allowed (SEC Games) 7, at Alabama - 01.23.25 |
| Most 4th Quarter Points Scored 38, vs. Samford - 11.22.24 | Most 4th Quarter Points Allowed 33, vs. Michigan State - 11.27.24 |
| Most 4th Quarter Points Scored (SEC Games) 29 (2x), Last: vs. Arkansas - 01.23.25 | Most 4th Quarter Points Allowed (SEC Games) 30, at Florida - 01.30.25 |
| Fewest 4th Quarter Points Scored 8, at South Florida - 11.14.24 | Fewest 4th Quarter Points Allowed 7, vs. Austin Peay - 11.8.24 |
| Fewest 4th Quarter Points Scored (SEC Games) 17 (3x), vs. South Carolina - 02.23.25 | Fewest 4th Quarter Points Allowed (SEC Games) 13, vs. Arkansas - 01.23.25 |



2024-25 OVERALL STATS

Game Records

| Record | Overall | Home | Away | Neutral |
|----------------|---------|------|------|---------|
| ALL GAMES | 21-9 | 13-4 | 7-4 | 1-1 |
| CONFERENCE | 8-8 | 4-4 | 4-4 | 0-0 |
| NON-CONFERENCE | 13-1 | 9-0 | 3-0 | 1-1 |

Score by Periods

| Team | 1st | 2nd | 3rd | 4th | OT | TOT |
|------------|-----|-----|-----|-----|----|------|
| Vanderbilt | 614 | 591 | 636 | 661 | 26 | 2528 |
| Opponents | 471 | 433 | 561 | 553 | 24 | 2042 |

Team Box Score

| No. | Player | | | | Total | | 3-Point | | F-Throw | | Rebounds | | | | | | | | PTS | AVG | | | |
|------------------|------------------|-----------|-------------|------|-----------------|-------------|----------------|-------------|----------------|-------------|------------|------------|-------------|-------------|------------|----------|------------|------------|-----------|------------|-------------|-------------|--|
| | | GP-GS | MIN | AVG | FG-FGA | FG% | 3FG-3FGA | 3FG% | FT-FTA | FT% | OFF | DEF | TOT | AVG | PF | DQ | A | TO | | | BLK | STL | |
| 1 | BLAKES, Mikayla | 30-29 | 943:39 | 31.5 | 230-496 | .464 | 72-206 | .350 | 167-189 | .884 | 46 | 58 | 104 | 3.5 | 74 | 1 | 93 | 87 | 8 | 75 | 699 | 23.3 | |
| 12 | PIERRE, Khamil | 29-29 | 887:16 | 30.6 | 252-497 | .507 | 4-18 | .222 | 94-141 | .667 | 98 | 179 | 277 | 9.6 | 85 | 3 | 64 | 48 | 8 | 87 | 602 | 20.8 | |
| 23 | MOORE, Iyana | 29-28 | 875:06 | 30.2 | 120-322 | .373 | 57-172 | .331 | 55-66 | .833 | 24 | 54 | 78 | 2.7 | 61 | 2 | 75 | 70 | 5 | 31 | 352 | 12.1 | |
| 4 | GREENE, Madison | 30-4 | 656:39 | 21.9 | 77-179 | .430 | 25-71 | .352 | 44-53 | .830 | 18 | 51 | 69 | 2.3 | 56 | 0 | 42 | 53 | 1 | 40 | 223 | 7.4 | |
| 10 | NWABA, Jane | 30-28 | 436:36 | 14.6 | 49-106 | .462 | 17-42 | .405 | 23-30 | .767 | 32 | 37 | 69 | 2.3 | 34 | 0 | 27 | 19 | 7 | 21 | 138 | 4.6 | |
| 5 | KAPINUS, Leilani | 29-1 | 549:12 | 18.9 | 46-106 | .434 | 7-29 | .241 | 22-30 | .733 | 45 | 59 | 104 | 3.6 | 57 | 0 | 45 | 31 | 12 | 51 | 121 | 4.2 | |
| 11 | OLIVER, Jordyn | 30-30 | 902:39 | 30.1 | 53-112 | .473 | 0-1 | .000 | 12-15 | .800 | 53 | 83 | 136 | 4.5 | 46 | 1 | 107 | 42 | 13 | 49 | 118 | 3.9 | |
| 13 | PISSOTT, Justine | 21-0 | 203:02 | 9.7 | 27-62 | .435 | 18-47 | .383 | 7-10 | .700 | 12 | 24 | 36 | 1.7 | 18 | 0 | 10 | 10 | 1 | 5 | 79 | 3.8 | |
| 14 | MITCHELL, Aiyana | 30-1 | 345:08 | 11.5 | 43-82 | .524 | 0-0 | .000 | 26-39 | .667 | 37 | 52 | 89 | 3.0 | 47 | 0 | 13 | 26 | 19 | 16 | 112 | 3.7 | |
| 24 | MAKURAT, Aga | 14-0 | 142:39 | 10.2 | 17-53 | .321 | 12-42 | .286 | 1-1 | 1.000 | 7 | 21 | 28 | 2.0 | 5 | 0 | 10 | 7 | 5 | 3 | 47 | 3.4 | |
| 30 | WILSON, Trinity | 12-0 | 55:12 | 4.6 | 8-21 | .381 | 0-0 | .000 | 1-3 | .333 | 5 | 10 | 15 | 1.3 | 6 | 0 | 8 | 3 | 2 | 0 | 17 | 1.4 | |
| 2 | BROWN, Jada | 15-0 | 77:54 | 5.2 | 7-14 | .500 | 3-7 | .429 | 3-4 | .750 | 5 | 9 | 14 | 0.9 | 9 | 0 | 6 | 6 | 0 | 6 | 20 | 1.3 | |
| Team | | | | | | | | | | | 65 | 64 | 129 | | | | | | 10 | | | | |
| Total | | 30 | 6075 | | 929-2050 | .453 | 215-635 | .339 | 455-581 | .783 | 447 | 701 | 1148 | 38.3 | 498 | 7 | 500 | 412 | 81 | 384 | 2528 | 84.3 | |
| Opponents | | 30 | 6075 | | 782-1809 | .432 | 172-583 | .295 | 306-440 | .695 | 384 | 735 | 1119 | 37.3 | 537 | 7 | 420 | 643 | 98 | 210 | 2042 | 68.1 | |

Team Statistics

| | VU | OPP |
|------------------------|-----------------|-----------------|
| Scoring | 2528 | 2042 |
| Points per game | 84.3 | 68.1 |
| Scoring margin | +16.2 | - |
| Field goals-att | 929-2050 | 782-1809 |
| Field goal pct | .453 | .432 |
| 3 point fg-att | 215-635 | 172-583 |
| 3-point FG pct | .339 | .295 |
| 3-pt FG made per game | 7.2 | 5.7 |
| Free throws-att | 455-581 | 306-440 |
| Free throw pct | .783 | .695 |
| F-Throws made per game | 15.2 | 10.2 |
| Rebounds | 1148 | 1119 |
| Rebounds per game | 38.3 | 37.3 |
| Rebounding margin | +1.0 | - |
| Assists | 500 | 420 |
| Assists per game | 16.7 | 14.0 |
| Turnovers | 412 | 643 |
| Turnovers per game | 13.7 | 21.4 |
| Turnover margin | +7.7 | - |
| Assist/turnover ratio | 1.2 | 0.7 |
| Steals | 384 | 210 |
| Steals per game | 12.8 | 7.0 |
| Blocks | 81 | 98 |
| Blocks per game | 2.7 | 3.3 |
| Winning streak | 2 | - |
| Home win streak | 1 | - |
| Attendance | 71266 | 43629 |
| Home games-Avg/Game | 17-4192 | 11-3966 |
| Neutral site-Avg/Game | - | 2-533 |

Team Results

| Date | Opponent | | Score | Att. |
|------------|-----------------|------|--------|-------|
| 11/04/2024 | Lipscomb | W | 102-50 | 5282 |
| 11/08/2024 | Austin Peay | W | 93-37 | 2343 |
| 11/14/2024 | at South Fla. | W | 62-49 | 2606 |
| 11/17/2024 | Butler | W | 81-52 | 2615 |
| 11/20/2024 | Hampton | W | 94-45 | 2353 |
| 11/22/2024 | Samford | W | 104-59 | 2524 |
| 11/26/2024 | vs Arizona | W | 71-60 | 450 |
| 11/27/2024 | vs Michigan St. | L | 70-78 | 615 |
| 12/01/2024 | App State | W | 94-40 | 2621 |
| 12/04/2024 | at Miami (FL) | W | 88-70 | 2107 |
| 12/14/2024 | Evansville | W | 106-40 | 2599 |
| 12/19/2024 | at Dayton | W | 80-66 | 1632 |
| 12/21/2024 | West Ga. | W | 103-68 | 2634 |
| 12/29/2024 | Alabama A&M | W | 93-64 | 3061 |
| 01/02/2025 | Georgia | W | 108-82 | 3120 |
| 01/05/2025 | Kentucky | L | 78-96 | 8501 |
| 01/09/2025 | at Ole Miss | L | 59-87 | 3825 |
| 01/13/2025 | at LSU | L | 77-83 | 10201 |
| 01/19/2025 | Tennessee | W | 71-70 | 8299 |
| 01/23/2025 | Arkansas | W | 101-60 | 3500 |
| 01/26/2025 | at Alabama | W | 66-64 | 2712 |
| 01/30/2025 | at Florida | W | 99-86 | 1709 |
| 02/02/2025 | Ole Miss | L | 61-76 | 6021 |
| 02/06/2025 | at Texas | L | 66-87 | 7049 |
| 02/13/2025 | Mississippi St. | Lot2 | 77-85 | 3577 |
| 02/16/2025 | at Auburn | Wot | 98-88 | 4353 |
| 02/20/2025 | at Oklahoma | L | 81-101 | 4073 |
| 02/23/2025 | South Carolina | L | 54-82 | 7805 |
| 02/27/2025 | Texas A&M | W | 91-58 | 4411 |
| 03/02/2025 | at Missouri | W | 100-59 | 3362 |





2024-25 SEC STATS

Game Records

| Record | Overall | Home | Away | Neutral |
|----------------|---------|------|------|---------|
| ALL GAMES | 8-8 | 4-4 | 4-4 | 0-0 |
| CONFERENCE | 8-8 | 4-4 | 4-4 | 0-0 |
| NON-CONFERENCE | 0-0 | 0-0 | 0-0 | 0-0 |

Score by Periods

| Team | 1st | 2nd | 3rd | 4th | OT | TOT |
|------------|-----|-----|-----|-----|----|------|
| Vanderbilt | 276 | 296 | 331 | 358 | 26 | 1287 |
| Opponents | 278 | 266 | 349 | 347 | 24 | 1264 |

Team Box Score

| No. | Player | | | | Total | | | 3-Point | | | F-Throw | | Rebounds | | | | | | | | | |
|------------------|------------------|-----------|-------------|------|-----------------|-------------|----------------|-------------|----------------|-------------|------------|------------|------------|-------------|------------|----------|------------|------------|-----------|------------|-------------|-------------|
| | | GP-GS | MIN | AVG | FG-FGA | FG% | 3FG-3FGA | 3FG% | FT-FTA | FT% | OFF | DEF | TOT | AVG | PF | DQ | A | TO | BLK | STL | PTS | AVG |
| 1 | BLAKES, Mikayla | 16-15 | 559:11 | 34.9 | 134-286 | .469 | 43-108 | .398 | 119-132 | .902 | 29 | 38 | 67 | 4.2 | 45 | 1 | 44 | 55 | 5 | 35 | 430 | 26.9 |
| 12 | PIERRE, Khamil | 16-16 | 528:03 | 33.0 | 123-280 | .439 | 4-16 | .250 | 57-84 | .679 | 37 | 95 | 132 | 8.3 | 50 | 2 | 39 | 27 | 5 | 36 | 307 | 19.2 |
| 23 | MOORE, Iyana | 16-16 | 502:19 | 31.4 | 65-169 | .385 | 30-93 | .323 | 34-38 | .895 | 15 | 26 | 41 | 2.6 | 35 | 2 | 38 | 37 | 3 | 21 | 194 | 12.1 |
| 4 | GREENE, Madison | 16-0 | 318:58 | 19.9 | 31-77 | .403 | 12-34 | .353 | 17-22 | .773 | 5 | 20 | 25 | 1.6 | 31 | 0 | 16 | 24 | 0 | 16 | 91 | 5.7 |
| 13 | PISSOTT, Justine | 12-0 | 124:49 | 10.4 | 18-35 | .514 | 13-30 | .433 | 5-6 | .833 | 5 | 9 | 14 | 1.2 | 13 | 0 | 7 | 8 | 1 | 2 | 54 | 4.5 |
| 10 | NWABA, Jane | 16-16 | 216:47 | 13.5 | 19-50 | .380 | 11-23 | .478 | 11-16 | .688 | 17 | 18 | 35 | 2.2 | 20 | 0 | 12 | 9 | 0 | 10 | 60 | 3.8 |
| 11 | OLIVER, Jordyn | 16-16 | 512:38 | 32.0 | 26-51 | .510 | 0-1 | .000 | 5-7 | .714 | 20 | 41 | 61 | 3.8 | 31 | 1 | 58 | 22 | 6 | 28 | 57 | 3.6 |
| 5 | KAPINUS, Leilani | 16-1 | 291:60 | 18.2 | 18-45 | .400 | 2-12 | .167 | 8-11 | .727 | 21 | 34 | 55 | 3.4 | 34 | 0 | 15 | 16 | 4 | 25 | 46 | 2.9 |
| 24 | MAKURAT, Aga | 4-0 | 13:36 | 3.4 | 3-5 | .600 | 3-5 | .600 | 0-0 | .000 | 0 | 1 | 1 | 0.3 | 2 | 0 | 1 | 0 | 0 | 0 | 9 | 2.3 |
| 14 | MITCHELL, Aiyana | 16-0 | 175:05 | 10.9 | 12-30 | .400 | 0-0 | .000 | 10-14 | .714 | 12 | 28 | 40 | 2.5 | 28 | 0 | 9 | 16 | 12 | 8 | 34 | 2.1 |
| 2 | BROWN, Jada | 5-0 | 18:22 | 3.7 | 2-5 | .400 | 1-3 | .333 | 0-0 | .000 | 1 | 2 | 3 | 0.6 | 2 | 0 | 1 | 2 | 0 | 0 | 5 | 1.0 |
| 30 | WILSON, Trinity | 4-0 | 13:12 | 3.3 | 0-0 | .000 | 0-0 | .000 | 0-0 | .000 | 0 | 1 | 1 | 0.3 | 4 | 0 | 3 | 1 | 0 | 0 | 0 | 0.0 |
| Team | | | | | | | | | | | 29 | 31 | 60 | | | | | | | 6 | | |
| Total | | 16 | 3275 | | 451-1033 | .437 | 119-325 | .366 | 266-330 | .806 | 191 | 344 | 535 | 33.4 | 295 | 6 | 243 | 223 | 36 | 181 | 1287 | 80.4 |
| Opponents | | 16 | 3275 | | 481-1018 | .472 | 98-310 | .316 | 204-282 | .723 | 230 | 421 | 651 | 40.7 | 296 | 5 | 253 | 297 | 59 | 108 | 1264 | 79.0 |

Team Statistics

| | VU | OPP |
|------------------------|-----------------|-----------------|
| Scoring | 1287 | 1264 |
| Points per game | 80.4 | 79.0 |
| Scoring margin | +1.4 | - |
| Field goals-att | 451-1033 | 481-1018 |
| Field goal pct | .437 | .472 |
| 3 point fg-att | 119-325 | 98-310 |
| 3-point FG pct | .366 | .316 |
| 3-pt FG made per game | 7.4 | 6.1 |
| Free throws-att | 266-330 | 204-282 |
| Free throw pct | .806 | .723 |
| F-Throws made per game | 16.6 | 12.8 |
| Rebounds | 535 | 651 |
| Rebounds per game | 33.4 | 40.7 |
| Rebounding margin | -7.3 | - |
| Assists | 243 | 253 |
| Assists per game | 15.2 | 15.8 |
| Turnovers | 223 | 297 |
| Turnovers per game | 13.9 | 18.6 |
| Turnover margin | +4.6 | - |
| Assist/turnover ratio | 1.1 | 0.9 |
| Steals | 181 | 108 |
| Steals per game | 11.3 | 6.8 |
| Blocks | 36 | 59 |
| Blocks per game | 2.3 | 3.7 |
| Winning streak | 2 | - |
| Home win streak | 1 | - |
| Attendance | 45234 | 37284 |
| Home games-Avg/Game | 8-5654 | 8-4661 |
| Neutral site-Avg/Game | - | 0-0 |

Team Results

| Date | Opponent | | Score | Att. |
|------------|-----------------|------|--------|-------|
| 01/02/2025 | Georgia | W | 108-82 | 3120 |
| 01/05/2025 | Kentucky | L | 78-96 | 8501 |
| 01/09/2025 | at Ole Miss | L | 59-87 | 3825 |
| 01/13/2025 | at LSU | L | 77-83 | 10201 |
| 01/19/2025 | Tennessee | W | 71-70 | 8299 |
| 01/23/2025 | Arkansas | W | 101-60 | 3500 |
| 01/26/2025 | at Alabama | W | 66-64 | 2712 |
| 01/30/2025 | at Florida | W | 99-86 | 1709 |
| 02/02/2025 | Ole Miss | L | 61-76 | 6021 |
| 02/06/2025 | at Texas | L | 66-87 | 7049 |
| 02/13/2025 | Mississippi St. | Lot2 | 77-85 | 3577 |
| 02/16/2025 | at Auburn | Wot | 98-88 | 4353 |
| 02/20/2025 | at Oklahoma | L | 81-101 | 4073 |
| 02/23/2025 | South Carolina | L | 54-82 | 7805 |
| 02/27/2025 | Texas A&M | W | 91-58 | 4411 |
| 03/02/2025 | at Missouri | W | 100-59 | 3362 |





HONORS & AWARDS

VANDERBILT COMMODORES

- NCAA.com Team of the Week (Jan. 28)

MIKAYLA BLAKES • Fr. • 5-8 • G • Somerset, N. J.

- SEC Freshman of the Week (Nov. 19)
- SEC Co-Freshman of the Week (Nov. 26)
- SEC Co-Freshman of the Week (Dec. 10)
- TSWA Player of the Week (Jan. 7)
- NCAA.com Player of the Week (Jan. 21)
- USBWA Tamika Catchings National Co-Freshman of the Week (Jan. 21)
- USBWA Tamika Catchings National Freshman of the Week (Jan. 28)
- AP National Player of the Week Runner-Up (Jan. 28)
- SEC Co-Freshman of the Week (Jan. 28)
- TSWA Player of the Week (Jan. 28)
- USBWA Ann Meyers Drysdale National Player of the Year Midseason Top 50 Watch List (Feb. 3)
- AP National Player of the Week (Feb. 4)
- USBWA Tamika Catchings National Freshman of the Week (Feb. 4)
- SEC Freshman of the Week (Feb. 4)
- TSWA Player of the Week (Feb. 4)
- Naismith Starting 5 Ann Meyers Drysdale Shooting Guard of the Year Award Top 10 Watch List (Feb. 4)
- SEC Freshman of the Week (Feb. 11)
- John R. Wooden Award Late Midseason Top 20 Watch List (Feb. 11)
- Jersey Mike's Naismith Trophy Women's College Player of the Year Midseason Team (Feb. 12)
- Dawn Staley Award Late Season Watch List (Feb. 17)
- AP National Player of the Week (Feb. 18)
- USBWA Tamika Catchings National Freshman of the Week (Feb. 18)
- SEC Co-Player of the Week (Feb. 18)
- SEC Freshman of the Week (Feb. 18)
- All-America second team (March 3)
- SEC Freshman of the Year (March 4)
- All-SEC first team (March 4)
- All-SEC freshman team (March 4)
- Anne Meyers Drysdale Shooting Guard of the Year Award Finalist (March 4)

KHAMIL PIERRE • So. • 6-2 • F • Phoenix, Ariz.

- SEC Player of the Week (Nov. 26)
- USBWA Ann Meyers Drysdale National Players of the Week (Dec. 17)
- AP National Player of the Week Runner-Up (Dec. 17)
- SEC Player of the Week (Dec. 17)
- TSWA Player of the Week (Dec. 17)
- TSWA Player of the Week (Dec. 31)
- John R. Wooden Award Midseason Top 25 Watch List (Jan. 7)
- USBWA Ann Meyers Drysdale National Player of the Year Midseason Top 50 Watch List (Feb. 3)
- Naismith Defensive Player of the Year Midseason Watch List (Feb. 5)
- Jersey Mike's Naismith Trophy Women's College Player of the Year Midseason Team (Feb. 12)
- Cheryl Miller Award Small Forward of the Year Award Finalist (March 5)

SACHA WASHINGTON • Sr. • 6-2 • F • Lawrenceville, Ga.

- Cheryl Miller Award Preseason Watch List (Nov. 1)
- Allstate NACDA Good Works Winter Team (Feb. 20)



BLAKES WINS AP PLAYER OF THE WEEK (FEB. 4)

Freshman Mikayla Blakes was named the Associated Press Player of the Week on Feb. 4. She becomes the first Commodore in program history to be named AP Player of the Week, with the award starting in 2023-24. It is the second-straight week that Blakes was recognized by the AP, as she was runner-up for the award on Jan. 28.

RECORD-SETTING SEC FRESHMAN OF THE WEEK AWARD (FEB. 3)

Mikayla Blakes was named the SEC Freshman of the Week for the fifth time this season, tying her with Khamil Pierre (2023-24) for the most freshmen SEC weekly honors in program history. Blakes broke the SEC women's basketball single-game scoring record with 53 points at Florida on Jan. 30. For the week, Blakes averaged 34.5 points, 2.5 rebounds, and 2.0 steals per game.

NATIONAL PLAYER OF THE YEAR WATCH LIST FOR BLAKES AND PIERRE (FEB. 3)

Mikayla Blakes and Khamil Pierre, the nation's highest-scoring duo, were selected to the USBWA Ann Meyers Drysdale National Player of the Year Award midseason top 50 watch list.

Pierre has taken one of the biggest leaps forward in the country this season from last season, as she has improved her scoring average by 12.1 points from her freshman campaign. Pierre is putting up 21.0 points and 10.3 rebounds per game this season, making her the only player in the country to average over 20.0 points and 10.0 rebounds.

Blakes is making a strong case for national freshman of the year consideration. The 5-8 guard leads all NCAA Division I freshmen in scoring (22.1 ppg), points scored (509), and field goals made (172).

NCAA TEAM OF THE WEEK (JAN. 28)

Vanderbilt was selected as the NCAA Team of the Week after breaking into the Associated Press Women's College Basketball Top 25 Poll for the first time in over a decade. Vandy went 2-0 last week in a pair of SEC games that put them back over .500 in league play at 4-3. The Does collected a 101-60 win over Arkansas last Thursday to set the school record for most 100-point games in a season with six. The Does then went on the road to knock off No. 19-ranked Alabama on the road, 66-64, to post their first road win over a ranked team since the 2015-16 season.

HONORS & AWARDS

**BLAKES UP FOR NATION'S BEST SHOOTING GUARD (FEB. 2)**

The Naismith Basketball Hall of Fame and Women's Basketball Coaches Association (WBCA) announced on Feb. 4 that freshman Mikayla Blakes has been named to the 2025 Ann Meyers Drysdale Shooting Guard of the Year Award top 10 watch list.

Blakes is the first Commodore to be considered for the Ann Meyers Drysdale Award, which goes to the nation's top shooting guard since 2018 as part of the Naismith Starting Five awards. The Somerset, New Jersey, native all NCAA Division I freshmen in scoring (22.1 ppg), points scored (509), and field goals made (172). Blakes recently set the SEC women's basketball and NCAA true freshman scoring records with a 53-point performance at Florida on Jan. 30.

MIKAYLA WINS NATIONAL FRESHMAN OF THE WEEK...AGAIN!?!? (JAN. 28)

Vanderbilt's first-year standout guard Mikayla Blakes was named the USBWA Tamika Catchings National Freshman of the Week for the second-straight time. She is the first player to win the award twice this season.

Blakes averaged 28.5 points, 3.5 rebounds, 2.0 assists, and 2.0 steals to help Vanderbilt collect wins over Arkansas (101-61) and No. 19 Alabama (66-64). The guard registered back-to-back games with 20 or more points, extending her scoring streak to seven games. The guard also was named National Freshman of the Week by the USBWA on Jan. 21, where she shared the honor with Nebraska's Britt Prince.

BLAKES WINS FOURTH SEC FRESHMAN OF THE WEEK AWARD (JAN. 28)

Mikayla Blakes was named SEC Co-Freshman of the Week for the fourth time this season on Jan. 28, sharing the honors with South Carolina's Joyce Edwards. It is a league-high fourth SEC Freshman of the Week selection for Blakes. It is her first SEC weekly award since Dec. 10, when she shared SEC Freshman of the Week with Auburn's Syriah Daniels. Blakes' four SEC frosh award selections are second-most in school history, as Khamil Pierre captured the weekly honor program-best five times last season.

BLAKES SELECTED AS NATIONAL FRESHMAN OF THE WEEK (JAN. 21)

First-year Vanderbilt guard Mikayla Blakes won a pair of weekly national awards after her 23-point performance vs. No. 15-ranked Tennessee, which included a game-winning tip-in. Blakes was named the USBWA Tamika Catchings National Freshman of the Week, sharing the honor with Nebraska's Britt Prince.

BLAKES PICKED AS NCAA.COM PLAYER OF THE WEEK (JAN. 21)

NCAA's Autumn Johnson named Blakes the NCAA Player of the Week after her 23-point effort against the Lady Volunteers, which included a game-winning tip-in basket with 0.7 seconds left in the game.

BLAKES NAMED TSWA PLAYER OF THE WEEK (JAN. 7)

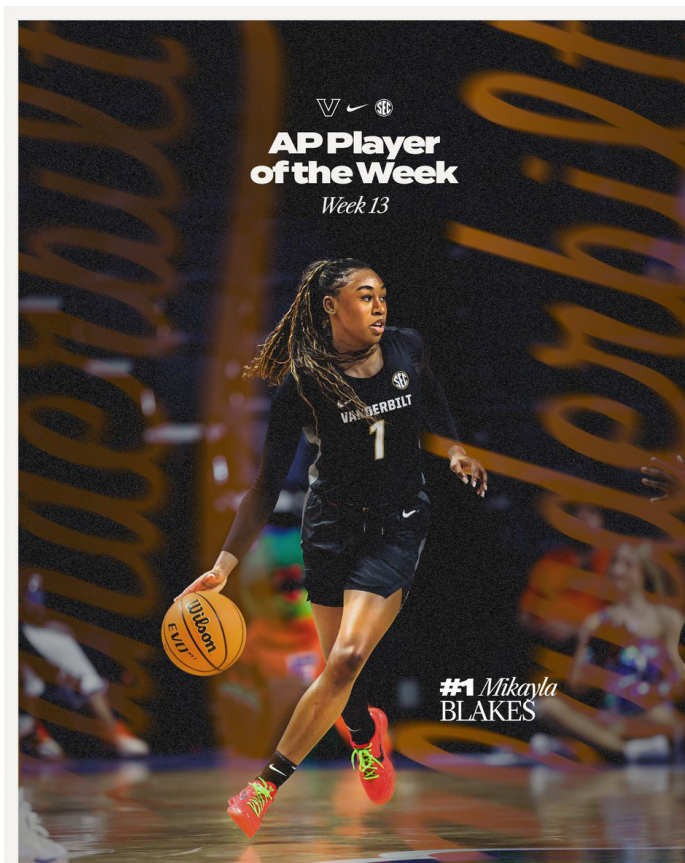
Freshman Mikayla Blakes averaged 30.0 points, 4.0 rebounds, 2.5 assists, and 2.0 steals to help Vanderbilt go 1-1 in its first week of SEC play to earn Tennessee Sports Writers Association Player of the Week honors. It is Blakes' first TSWA Player of the Week selection and Vanderbilt's third this season, as Khamil Pierre has been a two-time honoree.

The highlight of Blakes' week came in her first-ever SEC contest, as she scored a Vanderbilt freshman-record 36 points in a 108-82 win over Georgia on Jan. 2. She followed that up with a 24-point effort against No. 16-ranked Kentucky.

KHAMIL EARNS HER SECOND SEC PLAYER OF THE WEEK HONOR - DEC. 17

Sophomore Khamil Pierre was named SEC Player of the Week for the second time this season on Dec. 17. The 6-2 forward averaged an SEC-best 42.0 points, 18.0 points, and 8.0 steals this week, as Pierre set the Vanderbilt women's basketball single-game scoring record with a 42-point performance against Evansville in a 106-40 win on Dec. 14.

It is Pierre's second SEC Player of the Week selection of her career, as she previously earned the distinction on Nov. 26 of this season. She is the first player since Cijaja Harbison in 2022-23 to be named SEC Player of the Week multiple times in a season. Pierre also becomes the fifth Commodore to earn multiple SEC Player of the Week honors. Overall, it is Pierre's seventh SEC weekly honor, as she was named SEC Freshman of the Week a program-record five times during the 2023-24 campaign.





HONORS & AWARDS



PIERRE HAULING IN THE NATIONAL AWARDS - DEC. 17

The U.S. Basketball Writers Association (USBWA) named Vanderbilt women's basketball sophomore Khamil Pierre as one of five USBWA Ann Meyers Drysdale National Players of the Week on Dec. 17

It is the first USBWA Ann Meyers Drysdale National Players of the Week selection for Pierre. Additionally, she was also selected as this week's runner-up for the Associate Press National Player of the Week and was named the Tennessee Sports Writers Association (TSWA) Women's Basketball Player of the Week.

BLAKES WINS THIRD SEC FRESHMAN OF THE WEEK - DEC. 10

The SEC announced on Dec. 10 that Vanderbilt women's basketball guard Mikayla Blakes has been named the SEC Freshman of the Week for the third time this season. The guard scored 26 points at Miami on Dec. 4 to help the Dores register an 88-70 win in their only game last week. Her 26 points against the Hurricanes were the most points scored by an SEC freshman that week. Additionally, her 26-point outing against the Canes marked the third-most points scored by a Vanderbilt freshman in a true road contest in program history and ranks as the 12th-most scored in a contest by a Commodore frosh.

PIERRE NAMED SEC PLAYER OF THE WEEK - NOV. 26

Sophomore Khamil Pierre was named SEC Player of the Week for the first time in her career on Nov. 26. She averaged 18.0 points, 12.0 rebounds, and 3.5 steals in a pair of home wins over Hampton (Nov. 20) and Samford (Nov. 22). The two double-doubles pushed her season total to an NCAA-best five. Her 17 made field goals were the second-most during the week, as she shot 56.7 percent from the field. Pierre's 12.0 rebounds per game average was second-highest in the SEC last week. She scored double-digit points in both contests this week to extend her career-best double-digit scoring average to nine games dating back to last season. The sophomore is one of four NCAA Division I players who have posted a double-double in all but one game their team has played this season, while she is one of seven players in the nation averaging at least 19.0 points and 11.0 rebounds.

BLAKES PICKS UP HER SECOND SEC FRESHMAN OF THE WEEK - NOV. 26

Mikayla Blakes was named SEC Freshman of the Week for the second-straight week on Nov. 26. Blakes averaged 18.0 points and led all SEC freshmen at 6.5 assists per game last week. The guard contributed 33.0 points per game between points and assists in a pair of Vandy wins. Her career-high eight assists against Hampton on Nov. 20 were the most by an SEC player this week and the second-most by an SEC freshman this season. The guard was extremely efficient from the field, shooting 53.8 percent (14-of-26). She leads all SEC freshmen in scoring at 20.0 points per game. Blakes is the first Vanderbilt freshman since 2009-10 to score 14 or more points and have two or more steals in each of their first six games.

BLAKES EARNS HER FIRST SEC FRESHMAN OF THE WEEK - NOV. 19

Mikayla Blakes earned the first SEC weekly honor of her career, as she was named the SEC Freshman of the Week on Nov. 19. The Somerset, New Jersey, native led all SEC freshmen in scoring during the week, putting up 22.5 points per game in a pair of Commodore wins. She is the first Commodore to be named SEC Freshman of the Week since Khamil Pierre, who captured the award a school-record five times during the 2023-24 campaign. Blakes becomes the fifth player to win the conference's weekly freshman honor under head coach Shea Ralph, joining Pierre, Rynne Allen, Ilyana Moore, and Sacha Washington.

WATCH OUT FOR WASHINGTON - OCT. 30

Senior Sacha Washington was among 20 players named to the 2025 Cheryl Miller Award preseason watchlist, which goes to the nation's top small forward. Washington is the first Commodore to be considered for the Miller Award. The Lawrenceville, Georgia, native had a career year in 2023-24, as she averaged a personal-best 12.1 points and 7.9 rebounds per game. She shot 52.6 percent from the floor, had a team-best 44 blocks, and started in all 33 contests. The 6-2 forward scored double-digits in 18 games, which included a career-high 33 points against Louisiana Tech. She pulled down 10 or more rebounds in 10 contests and had nine double-doubles last season.





MEMORIAL GYMNASIUM



Memorial Gymnasium, the Southeastern Conference's most historic venue for college basketball, serves as the home court for the Vanderbilt Commodores. Dedicated in 1952 as a memorial to all Vanderbilt men and women who served in World War II, the arena was built as a combination gymnasium and concert hall by the late master architect Edwin Keeble.

Decades later, the unique style of Memorial Gym—with its benches on the baselines, a playing court that sits above portions of the crowd and deafening acoustics—continues to make the Commodores' home a dreaded stop for opponents. "Memorial Magic," with its capacity crowds, overflowing student section and lively pep band, have assisted in numerous Commodore victories. In the stands, fans across Middle Tennessee have helped Memorial Gymnasium rank among the NCAA's Top 30 attendance leaders on numerous occasions.

Connected to the facility sits a practice gym that includes three cross-court playing floors, coaches offices, a donor room, private suites and a Hall of Champions.

In all, Memorial Gym has been expanded three times. Constructed with a seating capacity of 6,583, the University saw its first need to increase seating in 1965 with the addition of two north-side balconies. Two years later, a pair of balancing balconies were erected on the south side of the gym and dubbed "The Balconies That Clyde Lee Built."

Capacity has fluctuated throughout the history of the building. It reached its highest number of 15,646 in 1969 when 4,000 seats were added in the east and west ends. When chairback seats in the end zones and suites on the north side were installed in the late 1990s capacity lowered to 14,168. Shortly thereafter, university officials removed portions of media press row on the south side in an effort to expand the student section by nearly 150 seats. Official capacity is now 14,326.

YEAR-BY-YEAR HOME RECORD

| Year | W-L |
|------------|----------------|
| 2024-25 | 12-4 |
| 2023-24 | 12-5 |
| 2022-23 | 9-7 |
| 2021-22 | 12-5 |
| 2020-21* | 3-2 |
| 2019-20 | 10-6 |
| 2018-19 | 5-9 |
| 2017-18 | 4-11 |
| 2016-17 | 10-5 |
| 2015-16 | 10-6 |
| 2014-15 | 9-6 |
| 2013-14 | 12-5 |
| 2012-13 | 12-2 |
| 2011-12 | 18-2 |
| 2010-11 | 12-3 |
| 2009-10 | 12-4 |
| 2008-09 | 15-1 |
| 2007-08 | 13-3 |
| 2006-07 | 15-1 |
| 2005-06 | 13-3 |
| 2004-05 | 11-3 |
| 2003-04 | 11-3 |
| 2002-03 | 11-2 |
| 2001-02 | 18-1 |
| 2000-01 | 16-2 |
| 1999-00 | 11-3 |
| 1998-99 | 9-5 |
| 1997-98 | 12-2 |
| 1996-97 | 13-1 |
| 1995-96 | 13-2 |
| 1994-95 | 16-1 |
| 1993-94 | 14-2 |
| 1992-93 | 15-1 |
| 1991-92 | 13-2 |
| 1990-91 | 11-3 |
| 1989-90 | 15-2 |
| 1988-89 | 10-1 |
| 1987-88 | 12-2 |
| 1986-87 | 15-2 |
| 1985-86 | 11-3 |
| 1984-85 | 6-4 |
| 1983-84 | 9-3 |
| 1982-83 | 5-6 |
| 1981-82 | 10-4 |
| 1980-81 | 6-5 |
| 1979-80 | 6-5 |
| 1978-79 | 7-5 |
| 1977-78 | 10-2 |
| Total..... | 533-165 (.765) |

Vanderbilt has ranked among the top attendance draws in women's basketball over the years. Here is a year-by-year look at VU's home attendance figures, including where the team has ranked nationally in total attendance since the 1999-00 season:

| Year | Games | Total | Average | National Rank (Total) |
|----------|-------|--------|---------|-----------------------|
| 2024-25 | 16 | 66,855 | 4,178 | 28th |
| 2023-24 | 17 | 47,479 | 2,793 | 53rd |
| 2022-23 | 16 | 38,640 | 2,415 | 57th |
| 2021-22 | 18 | 31,211 | 1,734 | 51st |
| 2020-21* | 5 | 209 | 42 | — |
| 2019-20 | 16 | 37,391 | 2,369 | 54th |
| 2018-19 | 14 | 33,129 | 2,366 | 64th |
| 2017-18 | 15 | 42,705 | 2,847 | 45th |
| 2016-17 | 15 | 42,685 | 2,846 | 40th |
| 2015-16 | 16 | 46,496 | 2,906 | 37th |
| 2014-15 | 15 | 53,280 | 3,552 | 30th |
| 2013-14 | 17 | 66,338 | 3,902 | 25th |
| 2012-13 | 14 | 56,309 | 4,022 | 24th |
| 2011-12 | 20 | 82,261 | 4,113 | 23rd |
| 2010-11 | 15 | 68,828 | 4,589 | 20th |
| 2009-10 | 16 | 69,521 | 4,345 | 21st |
| 2008-09 | 16 | 76,150 | 4,759 | 18th |
| 2007-08 | 17 | 91,279 | 5,369 | 17th |
| 2006-07 | 16 | 72,215 | 4,513 | 23rd |
| 2005-06 | 16 | 65,693 | 4,106 | 23rd |
| 2004-05 | 14 | 51,682 | 3,692 | 31st |
| 2003-04 | 14 | 44,352 | 3,168 | 33rd |
| 2002-03 | 13 | 57,709 | 4,439 | 21st |
| 2001-02 | 19 | 90,800 | 4,779 | 16th |
| 2000-01 | 18 | 50,650 | 2,814 | 36th |
| 1999-00 | 14 | 44,982 | 3,213 | 30th |
| 1998-99 | 14 | 65,046 | 4,646 | -- |
| 1997-98 | 14 | 91,056 | 6,504 | -- |
| 1996-97 | 14 | 67,967 | 4,854 | -- |
| 1995-96 | 15 | 88,151 | 5,877 | -- |
| 1994-95 | 17 | 69,788 | 4,105 | -- |
| 1993-94 | 14 | 73,686 | 5,253 | -- |
| 1992-93 | 14 | 67,871 | 4,848 | -- |
| 1991-92 | 15 | 36,266 | 2,418 | -- |
| 1990-91 | 14 | 20,205 | 1,443 | -- |
| 1989-90 | 17 | 25,887 | 1,522 | -- |
| 1988-89 | 11 | 14,265 | 1,297 | -- |
| 1987-88 | 13 | 7,324 | 563 | -- |
| 1986-87 | 17 | 12,248 | 721 | -- |
| 1985-86 | 14 | 5,750 | 411 | -- |
| 1984-85 | 10 | 4,450 | 445 | -- |
| 1983-84 | 12 | 8,664 | 722 | -- |
| 1982-83 | 11 | 6,950 | 632 | -- |
| 1981-82 | 14 | 6,310 | 451 | -- |
| 1980-81 | 10 | 2,525 | 253 | -- |

*Vanderbilt discontinued its 2020-21 season due to the COVID-19 pandemic

Memorial Gym Women's Basketball Crowds Over 10,000

| Rank | Attendance | Opponent | Date |
|------|------------|------------|------------|
| 1. | 15,317 | Tennessee | 1/30/1993 |
| 2. | 15,311 | Tennessee | 2/7/1999 |
| 3. | 15,187 | Tennessee | 2/25/1996 |
| 4. | 14,848 | Tennessee | 2/16/1998 |
| 5. | 14,316 | Tennessee | 2/17/2008 |
| 6. | 14,168 | Tennessee | 2/16/2002 |
| 7. | 13,227 | Tennessee | 12/31/1994 |
| 8. | 13,127 | Tennessee | 1/19/2006 |
| 9. | 12,645 | Tennessee | 1/31/1994 |
| 10. | 12,417 | Tennessee | 1/19/1997 |
| 11. | 12,131 | Ohio State | 1/6/1993 |
| 12. | 12,034 | Tennessee | 2/9/2012 |
| 13. | 12,009 | Tennessee | 1/25/2007 |
| 14. | 11,401 | Tennessee | 2/2/2003 |
| 15. | 11,386 | Tennessee | 2/14/2011 |
| 16. | 10,561 | Tennessee | 2/15/2004 |
| 17. | 10,154 | Tennessee | 1/24/2013 |
| 18. | 10,149 | Tennessee | 2/24/2000 |





MIKAYLA BLAKES SEC FRESHMAN OF THE YEAR



SEC'S BEST FRESHMAN

Vanderbilt women's basketball standout guard Mikayla Blakes was named the 2024-25 SEC Freshman of the Year, voted on by the league's coaches on Tuesday, the conference office announced.

Blakes is the program's first SEC Freshman of the Year since Donna Harris in 1989-90. The Somerset, New Jersey, native becomes the third Vanderbilt women's basketball player named SEC Freshman of the Year, joining Harris and Wendy Scholtens (1987-88). The league's coaches started awarding the SEC Freshman of the Year in the 1983-84 season.

Additionally, the coaches voted Blakes to the All-SEC first team and All-SEC freshman team on Tuesday. She becomes the first freshman to earn first-team All-SEC honors since South Carolina's Aliyah Boston in 2020.

The freshman has taken the nation by storm this season. Her 23.3 points per game average is the sixth-best scoring average in NCAA Division I this season, while it leads all freshmen nationally. Blakes ranks in the top 20 nationally in six categories and is the only freshman placed inside the top 35 nationally in scoring (6th; 23.3), free throws made (8th; 167), steals (21st; 75) and 3-pointers made (32nd; 72).

Her 26.9 points per game average in SEC play led the league, as she scored 30 or more points in five SEC contests. Overall, the freshman has registered 20-plus points in 18 games this season and has collected five-plus assists in eight contests.

Blakes rewrote the NCAA, SEC and Vanderbilt record books multiple times this season. Her 55-point performance at Auburn on Feb. 16 set the NCAA freshman and SEC single-game scoring records. She previously broke the SEC single-game and NCAA true freshman scoring records on Jan. 30 with a 53-point effort at Florida. Blakes set the Vanderbilt single-game scoring record on three occasions this season.

The guard also holds the Vanderbilt freshman record for most points scored in a season with 699 points through 30 regular season games. Blakes' 699 points scored are the fourth-most by a Commodore in a single season in program

history. Her 699 points are the most scored by a Vanderbilt women's basketball player since 2001-02, when Chantelle Anderson registered 765 points.

Blakes set the program record for most SEC Freshman of the Week selections with seven this season. She was also named the USBWA Tamika Catchings National Freshman of the Week a nation-leading four times. The guard was also named the AP Player of the Week on two separate occasions, becoming the first Commodore to win the honor.



Earlier this week, Blakes was named a second-team All-American by The Athletic. She was also selected as the SEC Newcomer of the Year and named to the All-SEC first team by USA Today.

Vanderbilt heads to Greenville, South Carolina, for the 2025 SEC Women's Basketball Tournament as the No. 8 seed. The Commodores earned a bye into the second round and will play on Thursday at 10 a.m. CT against the winner of Wednesday's first round game against No. 9-seed Tennessee and No. 16-seed Texas A&M.





MEMORIAL GYMNASIUM





RECORDS AT A GLANCE

Points

| | |
|--------|--|
| Game | 1. 55 • Mikayla Blakes at Auburn, 2.16.25 |
| | 2. 53 • Mikayla Blakes at Florida, 1.30.25 |
| | 3. 42 • Khamil Pierre vs. Evansville, 12.14.24 |
| | 9. 37 • Jackie Cowan vs. Cheyney State, 2.9.86 |
| | 37 • Iyana Moore at Kentucky, 1.11.24 |
| Season | 2024-25 55 • Mikayla Blakes at Auburn, 2.16.25 |
| | 1. 855 • Wendy Scholtens, 1989-90 |
| | 3. 722 • Chantelle Anderson, 2000-01 |
| | 4. 699 • Mikayla Blakes, 2024-25 |
| | 2024-25 699 • Mikayla Blakes |
| Career | 1. 2,604 • Chantelle Anderson, 2000-03 |
| | 10. 1,618 • Jasmine Lister, 2011-14 |
| | Active 1,265 • Iyana Moore, 2022-present |

Field Goals Made

| | |
|--------|---|
| Game | 1. 19 • Khamil Pierre vs. Evansville, 12.14.24 |
| | Chantelle Anderson at Portland State, 12.23.00 |
| | 8. 15 • 9 Times, Last: Mikayla Blakes at Auburn, 02.16.25 |
| | 2024-25 19 • Khamil Pierre vs. Evansville, 12.14.24 |
| Season | 1. 309 • Wendy Scholtens, 1989-90 |
| | 7. 253 • Wendy Scholtens, 1990-91 |
| | 8. 252 • Khamil Pierre, 2024-25 |
| | 2024-25 252 • Khamil Pierre |
| Career | 1. 1,020 • Chantelle Anderson, 2000-03 |
| | 10. 625 • Sheri Sam, 1992-96 |
| | Active 419 • Iyana Moore, 2022-present |

Field Goals Attempted

| | |
|--------|--|
| Game | 1. 31 • Eva Lemeh at Georgia, 2.16.81 |
| | 5. 28 • Three times: Last: Mikayla Blakes at Auburn, 2.16.25 |
| | 9. 25 • Four times: Last: Khamil Pierre at Texas, 2.6.25 |
| | 2024-25 28 • Twice: Last: Mikayla Blakes at Auburn, 2.16.25 |
| Season | 1. 571 • Barbara Brackman, 1981-82 |
| | 8. 504 • Jackie Cowan, 1985-86 |
| | 9. 497 • Khamil Pierre, 2024-25 |
| | 10. 496 • Mikayla Blakes, 2024-25 |
| | 2024-25 497 • Khamil Pierre |
| Career | 1. 1,655 • Wendy Scholtens, 1988-91 |
| | 10. 1,301 • Carla Thomas, 2004-2007 |
| | Active 1,117 • Iyana Moore, 2022-present |

Field Goal Percentage

| | |
|----------------|---|
| Game | 1. 1.000 • 4 Times, Last: Hannah Tuomi, 10-10 vs. UF, 2.24.10 |
| (Min. 10 FGM) | 9. .917 • 3 Times, Last: Ashley Earley, 11-12 at Tenn., 2.13.05 |
| | 2024-25 .706 (12-17) • Khamil Pierre vs. Lipscomb, 11.4.24 |
| Season | 1. .723 (292-404) • Chantelle Anderson, 2000-01 |
| (Min. 150 FGM) | 10. .602 (103-171) • Nicole Jules, 2005-06 |
| | 2024-25 .507 (252-497) • Khamil Pierre |
| Career | 1. .651 (1,020-1,568) • Chantelle Anderson, 2000-03 |
| (Min. 400 FGM) | 10. .543 (706-1,301) • Carla Thomas, 2004-07 |
| | Active .487 (403-824) • Sacha Washington, 2022-present |

3-Pointers Made

| | |
|--------|---|
| Game | 1. 9 • Iyana Moore, vs. Alabama State, 12.28.21 |
| | 5. 7 • 12 Times, Last: Mikayla Blakes at Oklahoma, 02.22.25 |
| | 2024-25 7 • Mikayla Blakes at Oklahoma, 02.22.25 |
| Season | 1. 95 • Caroline Williams, 2005-06 |
| | 10. 80 • Christina Wirth, 2008-09 |
| | 2024-25 72 • Mikayla Blakes |
| Career | 1. 276 • Christina Foggie, 2011-14 |
| | 7. 203 • Julie Powell, 1991-94 |
| | 8. 193 • Iyana Moore, 2022-present |

3-Pointers Attempted

| | |
|--------|---|
| Game | 1. 17 • Christina Foggie vs. Virginia, 11.23.12 |
| | 17 • Christina Foggie vs. Maryland, 3.28.09 |
| | 10. 13 • 13 Times, Last: Iyana Moore vs. Kentucky, 01.05.25 |
| | 2024-25 13 • Iyana Moore vs. Kentucky, 01.05.25 |
| | 1. 225 • Merideth Marsh, 2009-10 |
| | 10. 241 • Aljeanette Bramlett, 1981-82 |
| | 2024-25 206 • Mikayla Blakes |
| Career | 1. 735 • Christina Foggie, 2011-14 |
| | 5. 573 • Christina Wirth, 2006-09 |
| | 6. 550 • Iyana Moore, 2022-present |

3-Point Percentage

| | |
|----------------|---|
| Game | 1. 1.000 • Seven Times, Last: Erin Whalen (5-5) at Ala. 1.21.18 |
| (Min. 5 3PM) | 2024-25 .625 (5-8) • Three Times, Last: Iyana Moore at LSU, 1.13.25 |
| Season | 1. .505 (48-95) • Caroline Williams, 2004-05 |
| (Min. 40 3PA) | 10. .446 (37-83) • Christa Reed, 2016-17 |
| | 2024-25 .350 (72-206) • Mikayla Blakes |
| Career | 1. .465 (238-512) • Caroline Williams, 2004-07 |
| (Min. 100 3PM) | 10. .394 (145-368) • Donna Harris, 1990-94 |
| | Active .351 (193-550) • Iyana Moore, 2022-present |

Free Throws Made

| | |
|--------|---|
| Game | 1. 23 • Mikayla Blakes at Auburn, 2.16.25 |
| | 2. 18 • Ashley McElhiney vs. LSU, 2.15.01 |
| | 18 • Wendy Scholtens at Tenn. Tech, 1.11.89 |
| | 5. 16 • Four Times, Last: Mikayla Blakes, at Florida 01.30.25 |
| | 2024-25 23 • Mikayla Blakes at Auburn, 02.16.25 |
| Season | 1. 236 • Wendy Scholtens, 1989-90 |
| | 3. 170 • Chantelle Anderson, 2001-02 |
| | 4. 167 • Mikayla Blakes, 2024-25 |
| | 2024-25 167 • Mikayla Blakes |
| Career | 1. 681 • Wendy Scholtens, 1988-91 |
| | 10. 298 • Ashley McElhiney, 2000-03 |
| | Active 234 • Iyana Moore, 2022-present |

Free Throws Attempted

| | |
|--------|---|
| Game | 1. 24 • Mikayla Blakes at Auburn, 2.16.25 |
| | 2. 19 • Ashley McElhiney vs. LSU, 2.15.01 |
| | 3. 18 • 3 Times, Last: Mikayla Blakes, at Florida, 01.30.25 |
| | 2024-25 24 • Mikayla Blakes, at Auburn, 01.16.25 |
| Season | 1. 264 • Wendy Scholtens, 1989-90 |
| | 10. 190 • Christina Foggie, 2013-14 |
| | 2024-25 189 • Mikayla Blakes |
| Career | 1. 785 • Wendy Scholtens, 1988-91 |
| | 10. 413 • Dee Davis, 2004-07 |
| | Active 316 • Sacha Washington, 2022-present |

Free Throw Percentage

| | |
|----------------|---|
| Game | 1. 1.000 • 19 Times, Last: Iyana Moore (10-10) vs Ga., 3.3.24 |
| (Min. 10 FTM) | 2024-25 .958 (23-24) • Mikayla Blakes vs. Georgia, 01.02.25 |
| Season | 1. .938 (61-65) • Christa Reed, 2017-18 |
| (Min. 50 FTA) | 5. .884 (167-189) • Mikayla Blakes, 2024-25 |
| | 2024-25 .884 (167-189) • Mikayla Blakes |
| Career | 1. .868 (681-785) • Wendy Scholtens, 1988-91 |
| (Min. 160 FTM) | 5. .819 (230-281) • Iyana Moore, 2022-present |
| | 10. .789 (195-247) • Julie Powell, 1991-94 |
| | Active .821 (234-285) • Iyana Moore, 2022-present |

Rebounds

| | |
|--------|--|
| Game | 1. 22 • Wendy Scholtens vs. Lipscomb, 1.9.90 |
| | 22 • Wendy Scholtens vs. Wright State, 12.9.89 |
| | 22 • Barbara Brackman vs. Union, 1.4.83 |
| | 10. 19 • 6 Times, Last: Jennifer Holmes vs. Florida, 2.25.99 |
| | 2024-25 18 • Khamil Pierre vs. Evansville, 12.14.24 |
| Season | 1. 389 • Wendy Scholtens, 1989-90 |
| | 10. 283 • Barbara Brackman, 1981-82 |
| | 2024-25 277 • Khamil Pierre |
| Career | 1. 1,272 • Wendy Scholtens, 1988-91 |
| | 10. 822 • Chantelle Anderson, 2000-03 |
| | Active 720 • Sacha Washington, 2022-present |

Assists

| | |
|--------|---|
| Game | 1. 17 • Ashley McElhiney at Louisville, 1.2.03 |
| | 7. 13 • 5 Times, Last: Jasmine Lister vs. Tenn., 2.9.12 |
| | 2024-25 11 • Jordyn Oliver vs. Georgia, 01.02.25 |
| Season | 1. 262 • Cathy Bender, 1981-82 |
| | 10. 168 • Jasmine Lister, 2012-13 |
| | 2024-25 107 • Jordyn Oliver |
| Career | 1. 730 • Dee Davis, 2004-07 |
| | 10. 438 • Jordyn Cambridge, 2018-24 |
| | Active 255 • Iyana Moore, 2022-present |

Steals

| | |
|--------|---|
| Game | 1. 11 • Eva Lemeh vs. Murray State, 12.14.80 |
| | 3. 9 • 4 Times, Last: Khamil Pierre vs. Texas A&M, 02.27.25 |
| | 2024-25 9 • Khamil Pierre vs. Texas A&M, 02.27.25 |
| Season | 1. 129 • Jordyn Cambridge, 2021-22 |
| | 10. 87 • Three Times, Last: Khamil Pierre, 2024-25 |
| | 2024-25 87 • Khamil Pierre |
| Career | 1. 351 • Jordyn Cambridge, 2018-24 |
| | 10. 221 • Jennifer Risper, 2006-09 |
| | Active 131 • Iyana Moore, 2022-present |

Blocked Shots

| | |
|--------|---|
| Game | 1. 10 • Angela Gorsica vs. Wingate, 12.28.95 |
| | 10 • Heidi Gillingham vs. Middle Tennessee, 1.30.92 |
| | 4. 8 • 15 Times, Last: Angela Gorsica vs. DePaul, 2.19.97 |
| | 2024-25 4 • Aiyana Mitchell, at Auburn, 2.26.25 |
| Season | 1. 309 • Wendy Scholtens, 1989-90 |
| | 10. 241 • Aljeanette Bramlett, 1981-82 |
| | 2024-25 19 • Aiyana Mitchell |
| Career | 1. 413 • Heidi Gillingham, 1991-94 |
| | 10. 112 • Harriet Brumfield, 1982-85 |
| | Active 108 • Sacha Washington, 2022-present |

Points Per Game

| | |
|---------------|---|
| Season | 1. 25.2 (855 pts) • Wendy Scholtens, 1989-90 |
| | 10. 19.7 (671 pts) • Harriet Brumfield, 1981-82 |
| | 2024-25 23.3 (699 pts) • Mikayla Blakes |
| Career | 1. 21.3 (122 GP) • Wendy Scholtens, 1988-91 |
| (Min. 100 GP) | 10. 12.8 (119 GP) • Karen Booker, 1984-87 |
| | Active 13.0 (98 GP) • Iyana Moore, 2022-present |

Games Played

| | |
|--------|--|
| Career | 1. 137 • Jessica Mooney, 2007-10 |
| | 137 • Chantelle Anderson, 2000-03 |
| | 10. 132 • Six times, Last: Tiffany Clarke, 2010-13 |
| | Active 99 • Sacha Washington, 2022-present |

Minutes Played

| | |
|--------|--|
| Game | 1. 50 • Karen McGinn vs. Auburn, 12.13.78 |
| | 50 • Ann Morrow vs. Auburn, 12.13.78 |
| | 9. 46 • Chavonne Hammond vs. Kansas, 3.18.00 |
| | 46 • Ashley Smith vs. George Washington, 12.22.98 |
| | 2024-25 44 • M. Blakes/K. Pierre vs. Mississippi State, 02.13.25 |
| Season | 1. 1,298 • Ashley McElhiney, 2001-02 |
| | 10. 1,179 • Zuzi Klimesova, 2000-01 |
| | 2024-25 910 • Mikayla Blakes |
| Career | 1. 4,626 • Jasmine Lister, 2011-14 |
| | 10. 3,779 • Christina Werth, 2006-09 |
| | Active 3,068 • Iyana Moore, 2022-present |





THE LAST TIME WHEN...

SCORING

| | |
|------------------------|--|
| Less than 40 pts | 31 • East Tennessee St. • Johnson City, Tenn. • 12.01.22 |
| 40-49 pts | 49 • Texas A&M • College Station, Texas • 02.15.24 |
| Less than 50 pts & Won | 49 • Texas A&M • College Station, Texas • 02.15.24 |
| 90-99 pts | 91 • Texas A&M • Nashville, Tenn. • 02.27.25 |
| 100+ pts (regulation) | 100 • Missouri • Columbia, Mo. • 03.02.25 |
| 100+ pts | 100 • Missouri • Columbia, Mo. • 03.02.25 |

OPPONENT SCORING

| | |
|------------------------|--|
| Less than 40 pts | 37 • Austin Peay • Nashville, Tenn. • 11.08.24 |
| 40-49 pts | 40 • Evansville • Nashville, Tenn. • 12.14.24 |
| Less than 50 pts & Won | 44 • East Tennessee St. • Johnson City, Tenn. • 12.01.22 |
| 90-99 pts | 96 • Kentucky • Nashville, Tenn. • 01.05.25 |
| 100+ pts (regulation) | 101 • Oklahoma • Norman, Okla. • 02.20.25 |
| 100+ pts | 101 • Oklahoma • Norman, Okla. • 02.20.25 |

FIELD GOAL PERCENTAGE

| | |
|-------------------|--|
| 20.0%-29.9% | 27.9% (19-68) • Florida • Gainesville, Fla. • 1.22.23 |
| 30.0%-39.9% | 30.4% (17-56) • South Carolina • Nashville, Tenn. • 02.23.25 |
| 30.0%-39.9% & Won | 35.3% (24-68) • Oklahoma • Norman, Okla. • 02.20.25 |
| 50.0%-59.9% | 55.6% (40-72) • Missouri • Columbia, Mo. • 03.02.25 |
| 60.0% or higher | 69.2% (36-52) • Air Force • Nashville, Tenn. • 11.30.15 |

OPPONENT FIELD GOAL PERCENTAGE

| | |
|--------------------|---|
| 20.0%-29.9% | 27.8% (15-54) • Evansville • Nashville, Tenn. • 12.14.24 |
| 20.0%-29.9% & won | 27.4% (17-62) • East Tenn. St. • Johnson City, Tenn. • 12.1.22 |
| 30.0%-39.9% | 38.9% (35-90) • Mississippi State • Nashville, Tenn. • 02.13.25 |
| 30.0%-39.9% & won | 38.9% (35-90) • Mississippi State • Nashville, Tenn. • 02.13.25 |
| 50.0%-59.9% | 52.2% (36-69) • Oklahoma • Norman, Okla. • 02.20.25 |
| 50.0%-59.9% & lost | 51.6% (33-64) • Auburn • Auburn, Ala. • 02.16.25 |
| 60.0% or higher | 66.7% (28-42) • Georgia • Nashville, Tenn. • 2.5.23 |

FREE THROW PERCENTAGE

| | |
|----------------------------|--|
| Less than 50.0% | 37.5% (3-8) • South Florida • Tampa, Fla. • 11.14.24 |
| 90.0%-99.9% | 90.6% (29-32) • Auburn • Auburn, Ala. • 02.16.25 |
| 1.000% | 5-5 • Missouri • Columbia, Mo. • 03.02.25 |
| 1.000% w/ 10 or more makes | 15-15 • Appalachian State • Nashville, Tenn. • 12.1.24 |

OPPONENT FREE THROW PERCENTAGE

| | |
|----------------------------|--|
| Less than 50.0% | 28.6% (4-14) • Austin Peay • Nashville, Tenn. • 11.08.24 |
| 90.0%-99.9% | 92.3% (12-13) • Ole Miss • Oxford, Miss. • 01.09.25 |
| 1.000% | 3-3 • South Florida • Tampa, Fla. • 11.14.24 |
| 1.000% w/ 10 or more makes | 12-12 • Texas A&M • College Station, Texas • 2.10.22 |

BASKETS MADE

| | |
|---------------------------------|--|
| 40+ field goals made | 40 • Missouri • Columbia, Mo. • 03.02.25 |
| 10-14 3-point field goals made | 15 • Missouri • Columbia, Mo. • 03.02.25 |
| 15+ 3-point field goals made | 17 • Alabama State • Nashville, Tenn. • 12.28.21 |
| Did not make a 3-pointer | 0-9 • Butler • Indianapolis • 12.7.23 |
| Made 20+ free throws | 29 (29-32) • Auburn • Auburn, Ala. • 02.16.25 |
| Made less than five free throws | 3 (3-8) • South Florida • Tampa, Fla. • 11.14.24 |
| Made 5-10 free throws | 5 (5-5) • Missouri • Columbia, Mo. • 03.02.25 |

OPPONENT BASKETS MADE

| | |
|---------------------------------|--|
| 40+ field goals made | 42 • South Carolina • Nashville, Tenn. • 1.14.21 |
| 10-14 3-point field goals made | 12 • Oklahoma • Norman, Okla. • 02.20.25 |
| 15+ 3-point field goals made | 15 • Kentucky • Nashville, Tenn. • 01.05.25 |
| Did not make a 3-pointer | 0-8 • Ole Miss • Nashville, Tenn. • 2.20.22 |
| Made 20+ free throws | 22 (22-26) • Texas • Austin, Texas • 02.06.25 |
| Made less than five free throws | 4 (4-7) • Arkansas • Nashville, Tenn. • 01.23.25 |
| Made 5-10 free throws | 8 (8-13) • Missouri • Columbia, Mo. • 03.02.25 |

REBOUNDS

| | |
|--------------------|--|
| 10-20 rebounds | 20 • Georgia • Nashville, Tenn. • 2.5.23 |
| 21-29 rebounds | 23 • Ole Miss • Nashville, Tenn. • 02.02.25 |
| 40-44 rebounds | 43 • Mississippi State • Nashville, Tenn. • 02.13.25 |
| 45-49 rebounds | 48 • Appalachian State • Nashville, Tenn. • 12.1.24 |
| 50+ rebounds | 51 • West Georgia • Nashville, Tenn. • 12.21.24 |
| 20+ rebound margin | +27 • Austin Peay • Nashville, Tenn. • 11.08.24 |
| 30+ rebound margin | +30 • Samford • Nashville, Tenn. • 11.22.24 |

OPPONENT REBOUNDS

| | |
|--------------------|---|
| 20-24 rebounds | 24 • Miami • Coral Gables, Fla. • 12.04.24 |
| 25-29 rebounds | 26 • Samford • Nashville, Tenn. • 11.22.24 |
| 40-44 rebounds | 41 • Texas A&M • Nashville, Tenn. • 02.27.25 |
| 45-49 rebounds | 48 • Michigan State • Palm Springs, Calif. • 11.27.24 |
| 50+ rebounds | 54 • Oklahoma • Norman, Okla. • 02.20.25 |
| 60+ rebounds | 65 • Mississippi State • Nashville, Tenn. • 02.13.25 |
| 20+ rebound margin | +25 • Oklahoma • Norman, Okla. • 02.20.25 |

STEALS

| | |
|--------------|--|
| 0-5 steals | 3 • Tennessee • Nashville, Tenn. • 01.19.25 |
| 10-15 steals | 13 • Oklahoma • Norman, Okla. • 02.20.25 |
| 16-19 steals | 16 • Missouri • Columbia, Mo. • 03.02.25 |
| 20+ steals | 21 • Texas A&M • Nashville, Tenn. • 02.27.25 |

OPPONENT STEALS

| | |
|--------------|---|
| 0-5 steals | 3 • Missouri • Columbia, Mo. • 03.02.25 |
| 10-15 steals | 13 • South Carolina • Nashville, Tenn. • 02.23.25 |
| 15-19 steals | 17 • Florida • Nashville, Tenn. • 1.7.24 |
| 20+ steals | 22 • UCLA • Boston, Mass. • 11.26.95 |

ASSISTS

| | |
|-----------------|--|
| 0-9 assists | 8 • Texas • Austin, Texas • 02.06.25 |
| 15-19 assists | 16 • Oklahoma • Norman, Okla. • 02.20.25 |
| 20-25 assists | 22 • Missouri • Columbia, Mo. • 03.02.25 |
| 25-29 assists | 27 • Georgia • Nashville, Tenn. • 01.02.25 |
| 30-plus assists | 30 • Alabama A&M • Nashville, Tenn. • 12.29.24 |

OPPONENT ASSISTS

| | |
|---------------|---|
| 0-9 assists | 8 • Arkansas • Nashville, Tenn. • 01.23.25 |
| 15-19 assists | 16 • South Carolina • Nashville, Tenn. • 02.23.25 |
| 20-25 assists | 25 • Oklahoma • Norman, Okla. • 02.20.25 |
| 26-30 assists | 26 • Ole Miss • Oxford, Miss. • 01.09.25 |

TURNOVERS

| | |
|-----------------|---|
| 5-10 turnovers | 7 • Missouri • Columbia, Mo. • 03.02.25 |
| 20-24 turnovers | 21 • Michigan State • Palm Springs, Calif. • 11.27.24 |
| 25-29 turnovers | 25 • Ole Miss • Oxford, Miss. • 01.09.25 |
| 30-40 turnovers | 37 • UCLA • Boston, Mass. • 11.26.95 |

OPPONENT TURNOVERS

| | |
|-----------------|--|
| 5-10 turnovers | 10 • Tennessee • Nashville, Tenn. • 01.19.25 |
| 20-24 turnovers | 24 • Missouri • Columbia, Mo. • 03.02.25 |
| 25-29 turnovers | 26 • Arkansas • Nashville, Tenn. • 01.23.25 |
| 30-40 turnovers | 30 • Texas A&M • Nashville, Tenn. • 02.27.25 |

BLOCKED SHOTS

| | |
|-------------------|--|
| 0 Blocks | 0 • South Carolina • Nashville, Tenn. • 02.23.25 |
| 5-9 blocked shots | 5 • Auburn • Auburn, Ala. • 02.19.25 |

OPPONENT BLOCKED SHOTS

| | |
|-------------------|--|
| 0 Blocks | 0 • Butler • Nashville, Tenn. • 11.17.24 |
| 5-9 blocked shots | 5 • South Carolina • Nashville, Tenn. • 02.23.25 |
| 10+ blocked shots | 14 • South Carolina • Nashville, Tenn. • 1.19.23 |

MARGIN OF VICTORY

| | |
|-------------------------|---|
| 1 point | vs. Tennessee (71-7) • Nashville, Tenn. • 01.19.25 |
| 2 points | at Arkansas (66-64) • Tuscaloosa, Ala. • 01.26.25 |
| 10-19 points | 10 • Florida (98-88 OT) • Auburn, Ala. • 02.19.25 |
| 20-30 points | 26 • Georgia (108-82) • Georgia • Nashville, Tenn. • 01.02.25 |
| Back-to-back 20+ points | 49 • Hampton (94-45) • Nashville, Tenn. • 11.20.24 |
| | 45 • Samford (104-59) • Nashville, Tenn. • 11.22.24 |
| 30-39 points | 33 • Texas A&M (91-58) • Nashville, Tenn. • 02.27.25 |
| Back-to-back 30+ points | 33 • Texas A&M (91-58) • Nashville, Tenn. • 02.27.25 |
| | 41 • Missouri (100-59) • Columbia, Mo. • 03.02.25 |
| 40-49 points | 41 • Missouri (100-59) • Columbia, Mo. • 03.02.25 |
| Back-to-back 40+ points | 49 • Hampton (94-45) • Nashville, Tenn. • 11.20.24 |
| | 45 • Samford (104-59) • Nashville, Tenn. • 11.22.24 |
| 50-59 points | 54 • Appalachian State (94-40) • Nashville, Tenn. • 12.01.24 |
| Back-to-back 50+ points | 52 • Lipscomb (102-50) • Memorial Gym • 11.04.24 |
| | 56 • Austin Peay (93-37) • Nashville, Tenn. • 11.08.24 |
| 60-69 points | 66 • Evansville (106-40) • Nashville, Tenn. • 12.14.24 |
| 70+ points | 70 • Hampton (116-46) • Nashville, Tenn. • 11.29.98 |
| Single-overtime win | at Auburn (98-88) • Auburn, Ala. • 02.16.25 |
| Double-overtime win | at Florida (106-98) • Gainesville, Fla. • 2.6.11 |
| Triple-overtime win | NEVER OCCURRED |

OPPONENT MARGIN OF VICTORY

| | |
|-------------------------|--|
| 1 point | vs. Florida (53-52) • Greenville, S.C. • 3.3.22 |
| 2 points | vs. Missouri (65-63) • Nashville, Tenn. • 1.14.24 |
| 10-19 points | 15 • Ole Miss (76-61) • Nashville, Tenn. • 02.02.25 |
| 20-30 points | 28 • South Carolina (82-54) • Nashville, Tenn. • 02.23.25 |
| Back-to-back 20+ points | 20 (101-81) • Oklahoma • Norman, Okla. • 02.20.25 |
| | 28 • South Carolina (82-54) • Nashville, Tenn. • 02.23.25 |
| 30-39 points | 37 • Alabama (98-61) • Tuscaloosa, Ala. • 1.26.20 |
| 40-49 points | 48 • South Carolina (96-48) • Nashville, Tenn. • 1.19.23 |
| 50-59 points | 55 • South Carolina (85-30) • Columbia, S.C. • 01.24.22 |
| 60-69 points | 63 • South Carolina (106-43) • Nashville, Tenn. • 01.14.21 |
| 70+ points | NEVER OCCURRED |
| Single-overtime win | Alabama (77-71) • Nashville, Tenn. • 2.6.22 |
| Double-overtime win | Mississippi State (85-77) • Nashville, Tenn. • 02.13.25 |
| Triple-overtime win | NEVER OCCURRED |



LAST TIME...

A DORE SCORED 20 OR MORE PTS
Khamil Pierre • 31 Pts vs. Texas A&M • 02.27.25

TWO DORES SCORED 20 OR MORE PTS
Khamil Pierre • 26 Pts vs. Texas • 02.06.25
Mikayla Blakes • 22 Pts vs. Texas • 02.06.25

AN OPPONENT SCORED 20 OR MORE PTS
MiLaysia Fulwiley, South Carolina • 24 Pts • 02.23.25

TWO OPPONENTS SCORED 20 OR MORE PTS
Yuting Deng, Auburn • 27 Pts • 02.16.25
DeYona Gaston, Auburn • 25 Pts • 02.16.25

A DORE SCORED 30 OR MORE PTS
Khamil Pierre • 31 Pts vs. Texas A&M • 02.27.25

A DORE SCORED 40 OR MORE PTS
Mikayla Blakes • 55 Pts at Auburn • 02.16.25

A DORE SCORED 50 OR MORE PTS
Mikayla Blakes • 55 Pts at Auburn • 02.16.25

AN OPP. SCORED 30 OR MORE PTS
Raegan Beers, Oklahoma • 30 Pts • 02.20.25

A DORE COLLECTED 15 OR MORE REBS
Khamil Pierre • 18 Reb vs. Evansville • 12.14.24

AN OPP. COLLECTED 15 OR MORE REBS
Madina Okot, Mississippi State • 23 Reb • 02.13.25

A DORE COLLECTED 10 OR MORE AST
Jordyn Oliver • 11 Ast vs. Georgia • 01.02.24

AN OPP. COLLECTED 10 OR MORE AST
Mar'shaun Bostic, Auburn • 11 Ast • 02.16.25

A DORE HAD FIVE OR MORE STL
Khamil Pierre • 9 Stl vs. Texas A&M • 02.27.25

AN OPP. COLLECTED FIVE OR MORE STL
Rori Harmon, Texas • 5 Stl • 02.06.25

A DORE HAD FIVE OR MORE BLK
Sacha Washington • 6 Blk vs. Dayton • 12.20.23

AN OPP. COLLECTED FIVE OR MORE BLK
L'or Mputu, South Florida • 6 Blk • 11.14.24

A DORE MADE 10-PLUS FG
Mikayla Blakes • 11 FGM at Missouri • 03.02.25

A DORE MADE 10-PLUS FG IN BACK-TO-BACK GAMES
Khamil Pierre (3) • 11 FGM vs. Ole Miss • 02.02.25
10 FGM at Florida • 02.06.25
11 FGM vs. Mississippi State • 02.13.25

AN OPP. MADE 10 OR MORE FG
MiLaysia Fulwiley, South Carolina • 10 FGM • 02.23.25

A DORE ATTEMPTED 20 OR MORE FG
Khamil Pierre • 21 FTA vs. Texas A&M • 02.27.25

AN OPP. ATTEMPTED 20 OR MORE FG
Yutling Deng, Auburn • 26 FGA • 02.16.25

A DORE MADE 10 OR MORE FREE THROWS
Mikayla Blakes • 23 FTM at Auburn • 02.16.25

AN OPP. MADE 10 OR MORE FREE THROWS
Diamond Battles, Georgia • 10 FTM • 2.5.23

A DORE MADE 5 OR MORE 3-PT FG
Mikayla Blakes • 6 3PT FGM at Missouri • 03.02.25

AN OPP. MADE 5 OR MORE 3-PT FG
Kennedy Todd-Williams, Ole Miss • 5 3PT FGM • 01.09.25

VANDY HAD 5 OR PLAYERS IN DBL FIGURES
Five Players • vs. Arkansas • 01.23.25

AN OPP. HAD 5 OR PLAYERS IN DBL FIGURES
Ole Miss • Five Players • 01.09.25

VANDY PLAYER HAD A DOUBLE-DOUBLE
Khamil Pierre • 16 pts, 10 reb at Missouri • 03.02.25

A DORE HAD CONSECUTIVE DOUBLE-DOUBLES
Khamil Pierre (4) • 14 pts, 10 reb at Dayton • 12.19.24
23 pts, 10 reb vs. West Georgia • 12.21.24
42 pts, 18 reb vs. Evansville • 12.14.24
28 pts, 13 reb at Miami • 12.04.24

AN OPP. HAD A DOUBLE-DOUBLE
Joyce Edwards, South Carolina • 17 pts, 10 reb • 02.23.25

VANDY HAD 2 PLAYERS POST A DOUBLE-DOUBLE
vs. Evansville • 12.14.24
Khamil Pierre • 42 pts, 18 reb
Leilani Kapinus • 11 reb, 10 pts

AN OPP. HAD 2 PLAYERS POST A DOUBLE-DOUBLE
Ivy Wolf, Dayton • 23 pts, 10 reb • 12.19.24
Arianna Smith, Dayton • 16 pts, 12 reb • 12.19.24

VANDY HAD 3 PLAYERS POST A DBL-DBL
vs. Western Kentucky • 11.15.23
Sacha Washington • 18 pts, 10 reb
Jordyn Oliver • 15 pts, 10 reb
Jordyn Cambridge • 11 pts, 13 reb

VANDY PLAYER HAD A TRIPLE-DOUBLE
Jordyn Cambridge • vs. Texas A&M • 3.2.23
15 reb, 13 pts, 10 ast

ALL VANDY PLAYERS THAT PLAYED SCORED
9 players vs. Arizona • 11.26.24

RECORD WHEN...

| 2024-25 OVERALL | 21-9 | | |
|--------------------------------|------|----------------------------------|------|
| AT HOME | 13-4 | MAKING MORE FREE THROWS | 19-5 |
| ON THE ROAD | 7-4 | MAKING FEWER FREE THROWS | 1-3 |
| NEUTRAL GAMES | 1-1 | MAKING SAME FREE THROWS | 1-1 |
| IN OVERTIME | 0-0 | MAKING FEWER THEN 10 FREE THROWS | 3-1 |
| IN DOUBLE OVERTIME | 0-1 | MAKING 10-19 FREE THROWS | 13-6 |
| AFTER A WIN | 16-5 | MAKINGS 20+ FREE THROWS | 5-1 |
| AFTER A LOSS | 4-4 | OPP. MAKES 0-10 FREE THROWS | 14-1 |
| LEADING AT HALFTIME | 19-1 | OPP. MAKES 10-19 FREE THROWS | 7-7 |
| TRAILING AT HALFTIME | 2-7 | OPP. MAKES 20+ FREE THROWS | 0-1 |
| TIED AT HALFTIME | 0-1 | OUTREBOUNDING OPP. | 14-1 |
| LEADING AFTER 1ST QUARTER | 18-6 | OUTREBOUNDED BY OPP. | 7-8 |
| TRAILING AFTER 1ST QUARTER | 3-2 | SAME TOTAL OF REBOUNDS | 0-0 |
| TIED SCORE AFTER 1ST QUARTER | 0-1 | FEWER THAN 10 ASSISTS | 1-2 |
| OUTSCORING OPP. IN 2ND HALF | 18-0 | 10-19 ASSISTS | 10-6 |
| OUTSCORED BY OPP. IN 2ND HALF | 3-9 | 20+ ASSISTS | 10-1 |
| SCORING SAME PTS IN 2ND HALF | 0-0 | NO BLOCKS | 1-2 |
| LEADING WITH 5 MIN. REMAINING | 19-2 | 1-4 BLOCKS | 14-7 |
| TRAILING WITH 5 MIN. REMAINING | 2-7 | 5+ BLOCKS | 6-0 |
| TIED WITH 5 MIN. REMAINING | 0-0 | COMMITTING FEWER TURNOVERS | 20-4 |
| SCORING FEWER THAN 50 POINTS | 0-0 | COMMITTING MORE TURNOVERS | 1-5 |
| SCORING 50-59 POINTS | 0-2 | COMMITTING SAME TURNOVERS | 0-0 |
| SCORING 60-69 POINTS | 2-2 | FORCING FEWER THAN 10 TURNOVERS | 0-0 |
| SCORING 70-79 POINTS | 2-4 | FORCING 10-19 TURNOVERS | 5-6 |
| SCORING 80-89 POINTS | 3-1 | FORCING 20-29 TURNOVERS | 13-3 |
| SCORING 90-99 POINTS | 7-0 | FORCING 30+ TURNOVERS | 3-0 |
| SCORING 100+ POINTS | 7-0 | IN DAY GAMES | 11-5 |
| ALLOWING 39-OR-FEWER POINTS | 1-0 | IN NIGHT GAMES | 10-4 |
| ALLOWING 40-49 POINTS | 4-0 | ON SUNDAY | 7-3 |
| ALLOWING 50-59 POINTS | 5-0 | ON MONDAY | 1-1 |
| ALLOWING 60-69 POINTS | 6-0 | ON TUESDAY | 1-0 |
| ALLOWING 70-79 POINTS | 2-2 | ON WEDNESDAY | 2-1 |
| ALLOWING 80-89 POINTS | 3-5 | ON THURSDAY | 6-4 |
| ALLOWING 90-OR-MORE POINTS | 0-2 | ON FRIDAY | 2-0 |
| GAME DECIDED BY 1-POINT | 1-0 | ON SATURDAY | 2-0 |
| GAME DECIDED BY 2-3 POINTS | 1-0 | IN NOVEMBER | 7-1 |
| GAME DECIDED BY 4-5 POINTS | 0-0 | IN DECEMBER | 6-0 |
| GAME DECIDED BY 6-9 POINTS | 0-3 | IN JANUARY | 5-3 |
| GAME DECIDED BY 10-19 POINTS | 7-2 | IN FEBRUARY | 2-5 |
| GAME DECIDED BY 20-29 POINTS | 2-4 | IN MARCH | 1-0 |
| GAME DECIDED BY 30-39 POINTS | 2-0 | VS. SEC | 8-8 |
| GAME DECIDED BY 40-49 POINTS | 4-0 | VS. SEC AT MEMORIAL GYM | 4-4 |
| GAME DECIDED BY 50-59 POINTS | 3-0 | VS. SEC ON THE ROAD | 4-4 |
| GAME DECIDED BY 60+ POINTS | 1-0 | VS. RANKED OPPONENTS | 2-5 |
| HIGHER FIELD GOAL PERCENTAGE | 15-0 | WINNING THE OPENING TIP | 15-4 |
| LOWER FIELD GOAL PERCENTAGE | 5-9 | LOSING THE OPENING TIP | 6-5 |
| SAME FIELD GOAL PERCENTAGE | 0-0 | WEARING WHITE | 10-1 |
| SHOOTING LESS THAN 30% | 0-0 | WEARING VANDY SCRIPT WHITE | 2-2 |
| SHOOTING 30-39% | 5-6 | WEARING GOLD | 1-0 |
| SHOOTING 40-49% | 6-3 | WEARING BLACK | 6-2 |
| SHOOTING 50+% | 10-0 | WEARING V BLACK | 1-1 |
| OPP. SHOOTING LESS 30% | 5-0 | WEARING GRAY | 1-1 |
| OPP. SHOOTING 30-39% | 6-1 | WEARING PLAY4KAY JERSEY | 0-2 |
| OPP. SHOOTING 40-49% | 7-3 | | |
| OPP. SHOOTING 50+% | 2-6 | | |
| MORE MADE 3-PT THAN OPP. | 12-3 | | |
| FEWER MADE 3-PT THAN OPP. | 5-5 | | |
| SAME 3-PT MAKES AS OPP. | 4-1 | | |
| MAKING FEWER THAN FIVE 3-PT FG | 3-5 | | |
| MAKING BETWEEN 5-9 3-PT FG | 13-3 | | |
| MAKING 10+ 3-PT FG | 5-1 | | |
| ALLOWING FEWER THAN 5 3-PT FG | 11-4 | | |
| ALLOWING BETWEEN 5-9 3-PT FG | 8-3 | | |
| ALLOWING 10+ 3-PT FG | 2-2 | | |





2024-25 GAME LEADERS

| OPPONENT | DATE | SCORE | W/L | POINTS | REBOUNDS | ASSISTS | STEALS | BLOCKS |
|--------------------|----------|--------|---------|-------------------|----------------------------------|---------------------------------|-------------------------|-------------------------------------|
| Lipscomb | 11-04-24 | 102-50 | W | Pierre (25) | Pierre (14) | Blakes (5) | Greene (6) | Mitchell (1) |
| Austin Peay | 11-08-24 | 93-37 | W | Blakes/Moore (16) | Pierre (10) | Greene/Moore (3) | Blakes (3) | Kapinus/Makurat/Nwaba (2) |
| at South Florida | 11-14-24 | 62-49 | W | Pierre (17) | Pierre (10) | Oliver (3) | Blakes/Oliver (2) | -- |
| Butler | 11-17-24 | 81-52 | W | Blakes (29) | Pierre (8) | Oliver (6) | Pierre (4) | Kapinus/Nwaba (1) |
| Hampton | 11-20-24 | 94-45 | W | Blakes (22) | Pierre (12) | Blakes (8) | Blakes/Pierre (3) | Nwaba (3) |
| Samford | 11-22-24 | 104-59 | W | Pierre (21) | Pierre (12) | Greene/Kapinus (6) | Kapinus/Pierre (4) | Blakes/Kapinus/Mitchell (1) |
| vs. Arizona | 11-26-24 | 71-60 | W | Pierre (25) | Pierre (15) | Blakes/Moore (4) | Pierre (7) | Kapinus (2) |
| vs. Michigan State | 11-27-24 | 70-78 | L | Pierre (19) | Mitchell/Oliver/Pierre (6) | Oliver/Pierre (4) | Pierre (4) | Kapinus/Mitchell/Oliver (1) |
| Appalachian State | 12-01-24 | 94-40 | W | Blakes (20) | Kapinus/Pissott (7) | Blakes (6) | Blakes (7) | Nwaba (1) |
| at Miami (Fl.) | 12-04-24 | 88-70 | W | Pierre (28) | Pierre (13) | Moore (7) | Pierre (4) | Moore (1) |
| Evansville | 12-14-24 | 106-40 | W | Pierre (42) | Pierre (18) | Blakes/Moore (3) | Pierre (8) | Mitchell (2) |
| at Dayton | 12-19-24 | 80-66 | W | Greene (25) | Pierre (10) | Oliver (7) | Blakes (5) | Oliver (3) |
| West Georgia | 12-21-24 | 103-68 | W | Blakes (24) | Pierre (10) | Blakes (6) | Oliver (4) | Oliver (3) |
| Alabama A&M | 12-29-24 | 93-64 | W | Pierre (29) | Oliver/Pierre (7) | Oliver (8) | Pierre (4) | Blakes/Pierre (1) |
| Georgia | 01-02-25 | 108-82 | W | Blakes (36) | Oliver (10) | Oliver (11) | Mitchell (2) | Moore (2) |
| Kentucky | 01-05-25 | 78-96 | L | Blakes (24) | Pierre (11) | Pierre (5) | Blakes (3) | Blakes (1) |
| at Ole Miss | 01-09-25 | 59-87 | L | Blakes (19) | Blakes (5) | Oliver (6) | Greene/Moore/Pierre (2) | Pierre (1) |
| at LSU | 01-13-25 | 77-83 | L | Pierre (28) | Pierre (8) | Blakes (4) | Moore/Nwaba (3) | Blakes (2) |
| Tennessee | 01-19-25 | 71-70 | W | Blakes (23) | Pierre (8) | 5 Tied w/ 2 | Greene/Nwaba/Oliver (1) | Kapinus/Moore/Oliver (1) |
| Arkansas | 01-23-25 | 101-60 | W | Blakes (24) | Pierre (9) | Oliver (6) | Kapinus (6) | Kapinus/Pierre/Pissott/Mitchell (1) |
| at Alabama | 01-26-25 | 66-64 | W | Blakes (33) | Pierre (14) | Pierre (3) | Pierre (5) | Oliver (1) |
| at Florida | 01-30-25 | 99-86 | W | Blakes (53) | Pierre (11) | Moore (6) | Blakes/Pierre (3) | Mitchell (3) |
| Ole Miss | 02-02-25 | 61-76 | L | Pierre (24) | Pierre (7) | Oliver (3) | Oliver/Pierre (3) | Blakes/Pierre (1) |
| at Texas | 02-06-25 | 66-87 | L | Pierre (26) | Pierre (7) | Oliver (4) | Oliver (4) | Mitchell/Oliver (1) |
| Mississippi State | 02-13-25 | 77-85 | L (2OT) | Pierre (24) | Pierre (12) | Moore (5) | Blakes (5) | Mitchell (2) |
| at Auburn | 02-16-25 | 98-88 | W (OT) | Blakes (55) | Mitchell (7) | Blakes (5) | Oliver (6) | Mitchell (4) |
| at Oklahoma | 02-20-25 | 81-101 | L | Blakes (34) | Blakes/Kapinus/Oliver/Pierre (4) | Pierre (4) | Kapinus (4) | -- |
| South Carolina | 02-23-25 | 54-82 | L | Blakes (19) | Pierre (10) | Blakes/Greene/Kapinus/Moore (4) | Oliver (3) | -- |
| Texas A&M | 02-27-25 | 91-58 | W | Pierre (31) | Kapinus/Pierre (6) | Blakes/Pierre (5) | Pierre (9) | Oliver (1) |
| at Missouri | 03-02-25 | 100-59 | W | Blakes (29) | Pierre (10) | Moore (7) | Moore (4) | Pierre (1) |

| POINTS | | REBOUNDS | | ASSISTS | | STEALS | | BLOCKS | |
|----------------|-----------|-----------------|-----------|-----------------|----------|-----------------|-----------|------------------|---------|
| Mikayla Blakes | 16 (12-4) | Khamil Pierre | 26 (18-8) | Jordyn Oliver | 11 (7-4) | Khamil Pierre | 13 (10-3) | Aiyana Mitchell | 9 (6-3) |
| Khamil Pierre | 13 (8-5) | Jordyn Oliver | 4 (2-2) | Mikayla Blakes | 10 (8-2) | Mikayla Blakes | 8 (6-2) | Lelilani Kapinus | 7 (6-1) |
| Madison Greene | 1 (1-0) | Leilani Kapinus | 3 (2-1) | Iyana Moore | 9 (7-2) | Jordyn Oliver | 7 (4-3) | Jordyn Oliver | 7 (5-2) |
| Iyana Moore | 1 (1-0) | Aiyana Mitchell | 2 (1-1) | Khamil Pierre | 5 (2-3) | Madison Greene | 3 (2-1) | Khamil Pierre | 5 (3-2) |
| | | Mikayla Blakes | 2 (0-2) | Madison Greene | 3 (2-1) | Leilani Kapinus | 3 (2-1) | Mikayla Blakes | 5 (2-3) |
| | | Justine Pissott | 1 (1-0) | Leilani Kapinus | 3 (2-1) | Iyana Moore | 3 (1-2) | Jane Nwaba | 4 (4-0) |
| | | | | | | Aiyana Mitchell | 1 (1-0) | Iyana Moore | 3 (3-0) |
| | | | | | | Jane Nwaba | 1 (1-0) | Aga Makurat | 1 (1-0) |
| | | | | | | Iyana Moore | 1 (0-1) | Justine Pissott | 1 (1-0) |

2024-25 GAME HIGHS & LOWS

HIGHS

| | | |
|------------------|-----|--|
| Points | 108 | vs. Georgia (01/02/25) |
| FG Made | 44 | vs. Evansville (12/14/24) |
| FG Attempts | 93 | vs. Evansville (12/14/24) |
| 3-Pt FG Made | 15 | at Missouri (03/02/25) |
| 3-PT FG Attempts | 38 | vs. Appalachian St. (12/1/24) |
| FT Made | 29 | vs. Georgia (01/02/25) at Auburn (02/16/25) |
| FT Attempts | 32 | at Auburn (02/16/25) |
| Rebounds | 56 | vs. Samford (11/22/24) |
| Assists | 30 | vs. Alabama A&M (12/29/24) |
| Steals | 24 | vs. Evansville (12/14/24) |
| Blocks | 9 | vs. West Georgia (12/21/24) |
| Turnovers | 23 | vs. Arizona (11/26/24) at Ole Miss (01/09/25) |
| Fouls | 27 | at Texas (02/06/25) |

LOWS

| | | |
|------------------|----|--|
| Points | 54 | vs. South Carolina (02/23/25) |
| FG Made | 17 | vs. South Carolina (02/23/25) |
| FG Attempts | 49 | vs. Ole Miss (02/02/25) |
| 3-Pt FG Made | 2 | vs. Evansville (12/14/24) vs. Ole Miss (02/02/25) at Texas (02/06/25) vs. South Carolina (02/23/25) |
| 3-PT FG Attempts | 9 | vs. Ole Miss (02/02/25) |
| FT Made | 3 | at South Florida (11/14/24) |
| FT Attempts | 5 | at Missouri (03/02/25) |
| Rebounds | 23 | vs. Ole Miss (02/02/25) |
| Assists | 6 | at South Florida (11/14/24) |
| Steals | 3 | vs. Tennessee (01/19/25) |
| Blocks | 0 | at South Florida (11/14/24) at Oklahoma (02/20/25) vs. South Carolina (02/23/25) |
| Turnovers | 6 | vs. Appalachian St. (12/01/25) |
| Fouls | 9 | vs. Alabama A&M (12/29/24) |





VANDERBILT STATS

BENCH PRODUCTION

| Game | VU-OPP | Diff. | Top Bench Scorer |
|------------------|------------------|-------------|--------------------------------|
| Lipscomb | 31-25 | +6 | Madison Greene, 14 |
| Austin Peay | 35-12 | +23 | Madison Greene, 13 |
| at South Fla. | 6-32 | -26 | Makurat/Mitchell/Moore, 2 |
| Butler | 17-18 | -1 | Aiyana Mitchell, 6 |
| Hampton | 33-18 | +15 | Madison Greene, 11 |
| Samford | 43-18 | +25 | Madison Greene, 16 |
| vs. Arizona | 15-6 | +9 | Leilani Kapinus, 7 |
| vs. Michigan St. | 7-9 | -2 | Aiyana Mitchell, 6 |
| Appalachian St. | 31-24 | +7 | Aga Makurat, 7 |
| at Miami | 17-11 | +6 | Leilani Kapinus, 8 |
| Evansville | 24-9 | +15 | Leilani Kapinus, 10 |
| at Dayton | 27-18 | +9 | Madison Greene, 25 |
| West Georgia | 35-29 | +6 | Leilani Kapinus, 10 |
| Alabama A&M | 30-18 | +12 | Madison Greene, 12 |
| Georgia | 14-34 | -20 | Madison Greene, 10 |
| Kentucky | 7-4 | +3 | Madison Greene, 3 |
| at Ole Miss | 13-16 | -3 | Madison Greene, 9 |
| at LSU | 4-9 | -5 | L. Kapinus/M. Greene, 2 |
| Tennessee | 6-9 | -3 | Madison Greene, 4 |
| Arkansas | 24-34 | -10 | Madison Greene, 10 |
| at Alabama | 8-8 | -- | Leilani Kapinus, 8 |
| at Florida | 17-9 | +8 | Justine Pissott, 7 |
| Ole Miss | 8-15 | -7 | Madison Greene, 5 |
| at Texas | 8-27 | -19 | Mitchell/Pissott, 4 |
| Miss. State | 22-18 | +4 | Madison Greene, 17 |
| at Auburn | 18-8 | +10 | M. Greene/J. Pissott, 6 |
| at Oklahoma | 19-31 | -12 | Justine Pissott, 9 |
| South Carolina | 30-56 | -26 | Mikayla Blakes, 19 |
| Texas A&M | 25-14 | +11 | Justine Pissott, 14 |
| at Missouri | 30-22 | +8 | Madison Greene, 9 |
| Total | 604-561 | +43 | Madison Greene, 201 |
| AVG. | 20.1-18.7 | +1.4 | Madison Greene, 7.7 ppg |

SPECIALTY STATS

| Team | Off. TO | PAINT | 2nd CHANCE | FAST BREAK |
|------------------|------------------|------------------|------------------|-----------------|
| Lipscomb | 22-8 | 70-22 | 23-8 | 27-3 |
| Austin Peay | 33-10 | 42-20 | 20-4 | 24-1 |
| at South Fla. | 19-12 | 28-24 | 12-7 | 3-4 |
| Butler | 41-13 | 30-20 | 10-7 | 14-7 |
| Hampton | 36-12 | 46-28 | 19-4 | 13-6 |
| Samford | 24-3 | 60-22 | 28-9 | 26-9 |
| vs. Arizona | 29-19 | 20-40 | 17-13 | 9-8 |
| vs. Michigan St. | 23-20 | 42-48 | 14-16 | 15-6 |
| Appalachian St. | 33-7 | 38-22 | 21-7 | 21-2 |
| at Miami | 27-14 | 46-40 | 16-2 | 8-3 |
| Evansville | 54-3 | 76-20 | 40-9 | 25-4 |
| at Dayton | 32-7 | 28-42 | 14-8 | 14-6 |
| West Georgia | 37-16 | 62-22 | 29-13 | 30-16 |
| Alabama A&M | 24-11 | 60-42 | 19-9 | 23-14 |
| Georgia | 26-8 | 34-48 | 15-13 | 15-12 |
| Kentucky | 7-16 | 26-26 | 26-9 | 5-6 |
| at Ole Miss | 19-22 | 34-38 | 9-10 | 7-10 |
| at LSU | 17-21 | 32-44 | 6-17 | 17-13 |
| Tennessee | 13-10 | 24-32 | 10-8 | 15-14 |
| Arkansas | 40-13 | 40-24 | 9-12 | 22-13 |
| at Alabama | 30-15 | 30-44 | 11-9 | 16-15 |
| at Florida | 31-14 | 42-56 | 14-19 | 19-13 |
| Ole Miss | 6-21 | 32-54 | 5-21 | 8-10 |
| at Texas | 14-27 | 30-28 | 21-16 | 13-7 |
| Miss. State | 26-17 | 30-66 | 9-24 | 18-8 |
| at Auburn | 23-13 | 46-44 | 13-12 | 20-11 |
| at Oklahoma | 21-9 | 12-44 | 7-18 | 13-12 |
| South Carolina | 3-23 | 16-48 | 12-17 | 0-19 |
| Texas A&M | 41-12 | 38-32 | 14-13 | 24-4 |
| at Missouri | 33-5 | 36-26 | 8-7 | 16-4 |
| Total | 784-401 | 1150-1066 | 471-341 | 480-268 |
| AVG. | 26.1-13.4 | 38.3-35.5 | 15.7-11.4 | 16.0-8.9 |



2024-25 GAME COMPARISON

| Opponent | 1st | 2nd | 3rd | 4th | Final | Mar | Total FG | FG Pct | 3-Pointers | 3FG Pct | Free Throws | FT Pct | Rebs | Mar | Ast | TOver | Block | Steal | Fouls |
|--------------------|-----------|-----------|-----------|------------|-------------|-------|---------------------|-----------|-------------------|-----------|---------------------|------------|-----------|------|-----------|-----------|---------|----------|-----------|
| Lipscomb | 31-15 | 22-10 | 28-14 | 21-11 | 102-50 | +52 | 43-81/17-61 | .531/.279 | 5-17/6-35 | .294/.171 | 11-14/10-17 | .786/.588 | 54-32 | +22 | 17-6 | 12-23 | 1-2 | 15-2 | 15-17 |
| Austin Peay | 24-16 | 28-10 | 26-4 | 15-7 | 93-37 | +56 | 32-71/15-52 | .451/.288 | 6-17/3-14 | .353/.214 | 23-30/4-14 | .767/.286 | 55-28 | +27 | 15-6 | 12-25 | 8-2 | 10-6 | 15-27 |
| at South Florida | 19-17 | 15-9 | 20-11 | 8-12 | 62-49 | +13 | 26-68/21-57 | .382/.368 | 7-28/4-18 | .250/.222 | 3-8/3-3 | .375/1.000 | 37-43 | -6 | 6-13 | 12-23 | 0-8 | 8-5 | 11-14 |
| Butler | 17-8 | 20-12 | 22-16 | 22-16 | 81-52 | +19 | 29-57/18-47 | .509/.383 | 8-18/8-18 | .444/.444 | 15-19/8-11 | .789/.727 | 33-25 | +8 | 18-12 | 21-30 | 2-0 | 17-12 | 16-16 |
| Hampton | 23-21 | 28-7 | 25-4 | 18-13 | 94-45 | +49 | 38-70/18-49 | .543/.367 | 8-25/3-12 | .320/.250 | 10-12/6-8 | .833/.750 | 40-24 | +16 | 22-9 | 11-24 | 6-1 | 11-7 | 11-15 |
| Samford | 19-21 | 24-8 | 23-16 | 38-14 | 104-59 | +45 | 42-83/22-56 | .506/.393 | 8-19/11-29 | .421/.379 | 12-20/4-8 | .600/.500 | 56-26 | +30 | 23-16 | 11-22 | 3-2 | 17-8 | 17-19 |
| vs. Arizona | 15-7 | 16-11 | 19-19 | 21-23 | 71-60 | +11 | 21-54/25-58 | .389/.431 | 6-14/4-16 | .429/.250 | 23-31/6-11 | .742/.545 | 40-33 | +7 | 12-12 | 23-26 | 2-2 | 19-11 | 19-22 |
| vs. Michigan State | 19-16 | 8-13 | 22-16 | 21-33 | 70-78 | -8 | 26-64/28-65 | .496/.431 | 3-14/4-12 | .214/.333 | 15-20/18-25 | .750/.720 | 34-48 | -14 | 17-15 | 21-24 | 3-7 | 15-14 | 22-21 |
| Appalachian State | 33-2 | 18-13 | 14-16 | 29-9 | 94-40 | +54 | 33-77/16-54 | .429/.296 | 13-38/3-16 | .342/.188 | 15-15/5-8 | 1.000/.625 | 48-36 | +12 | 23-8 | 6-21 | 1-3 | 14-3 | 10-15 |
| at Miami | 23-13 | 23-18 | 23-24 | 19-15 | 88-70 | +18 | 34-68/28-53 | .500/.528 | 9-24/6-17 | .375/.353 | 11-15/8-11 | .733/.727 | 36-24 | +12 | 20-14 | 15-21 | 1-1 | 7-8 | 16-16 |
| Evansville | 34-12 | 24-8 | 28-11 | 20-9 | 106-40 | +66 | 44-93/15-54 | .473/.278 | 2-24/4-27 | .083/.148 | 16-19/6-9 | .842/.667 | 55-36 | +19 | 13-8 | 9-36 | 4-2 | 24-2 | 15-18 |
| at Dayton | 33-15 | 13-24 | 13-17 | 21-10 | 80-66 | +14 | 29-76/26-53 | .382/.491 | 9-26/3-14 | .346/.214 | 13-15/11-12 | .867/.917 | 33-42 | -9 | 18-16 | 8-26 | 3-4 | 16-3 | 14-15 |
| West Georgia | 24-14 | 35-13 | 20-25 | 24-16 | 103-68 | +35 | 41-84/25-68 | .488/.368 | 7-27/10-29 | .259/.345 | 14-19/8-12 | .737/.667 | 51-41 | +10 | 23-19 | 13-26 | 9-3 | 17-8 | 11-13 |
| Alabama A&M | 24-16 | 21-11 | 22-19 | 26-18 | 93-64 | +19 | 40-71/27-64 | .563/.422 | 5-19/5-16 | .263/.313 | 8-14/5-9 | .571/.556 | 41-30 | +11 | 30-13 | 15-19 | 2-2 | 13-9 | 9-14 |
| Georgia | 26-13 | 24-16 | 29-28 | 29-25 | 108-82 | +26 | 34-71/32-69 | .479/.464 | 11-25/4-17 | .440/.235 | 29-31/14-20 | .935/.700 | 35-44 | -9 | 27-17 | 8-18 | 6-1 | 5-4 | 18-22 |
| Kentucky | 17-31 | 21-20 | 19-19 | 21-26 | 78-96 | -18 | 27-74/33-61 | .365/.541 | 9-30/15-31 | .300/.484 | 15-20/15-20 | .750/.750 | 39-41 | -2 | 11-20 | 7-10 | 1-4 | 5-4 | 20-19 |
| at Ole Miss | 11-17 | 14-27 | 12-27 | 22-16 | 59-87 | -28 | 23-53/33-63 | .434/.524 | 4-17/9-22 | .235/.409 | 9-14/12-13 | .643/.923 | 26-36 | -10 | 16-26 | 23-26 | 1-3 | 9-18 | 13-17 |
| at LSU | 21-21 | 16-16 | 20-21 | 20-25 | 77-83 | -6 | 27-57/34-71 | .474/.479 | 5-14/3-9 | .357/.333 | 18-22/12-18 | .818/.667 | 25-45 | -20 | 12-13 | 16-17 | 2-5 | 9-8 | 19-20 |
| Tennessee | 21-21 | 16-5 | 17-19 | 17-25 | 71-70 | +1 | 23-62/26-68 | .371/.382 | 6-19/6-26 | .316/.231 | 19-22/12-15 | .864/.800 | 40-42 | -2 | 12-12 | 12-10 | 3-3 | 3-5 | 16-23 |
| Arkansas | 26-10 | 27-17 | 19-20 | 29-13 | 101-60 | +41 | 39-69/24-60 | .565/.400 | 13-25/8-24 | .520/.333 | 10-12/4-7 | .833/.571 | 35-33 | +2 | 21-8 | 14-26 | 4-1 | 17-5 | 12-8 |
| at Alabama | 15-19 | 12-15 | 17-7 | 22-23 | 66-64 | +2 | 23-68/27-52 | .338/.519 | 4-16/5-17 | .250/.294 | 16-21/5-6 | .762/.833 | 39-36 | +3 | 10-14 | 14-23 | 1-3 | 17-8 | 15-17 |
| at Florida | 19-16 | 27-10 | 27-30 | 26-30 | 99-86 | +13 | 34-64/33-67 | .531/.493 | 11-21/3-15 | .524/.200 | 20-25/17-23 | .800/.739 | 34-36 | -2 | 17-12 | 15-18 | 3-0 | 11-6 | 21-22 |
| Ole Miss | 11-12 | 10-20 | 20-25 | 20-19 | 61-76 | -15 | 23-49/32-59 | .469/.542 | 2-9/2-12 | .222/.167 | 13-16/10-14 | .813/.714 | 23-32 | -9 | 8-15 | 18-14 | 2-5 | 9-11 | 15-15 |
| at Texas | 10-21 | 15-17 | 25-25 | 16-24 | 66-87 | -21 | 22-57/28-53 | .386/.528 | 2-11/9-13 | .182/.692 | 20-26/22-26 | .769/.846 | 34-31 | +3 | 8-18 | 17-14 | 2-7 | 10-9 | 27-19 |
| Mississippi State | 19-9 | 12-20 | 17-21 | 17-15 | 77-85 (2OT) | -8 | 29-78/35-90 | .372/.389 | 7-25/2-27 | .280/.074 | 12-16/13-19 | .750/.684 | 43-65 | -22 | 18-11 | 16-22 | 4-4 | 15-11 | 19-17 |
| at Auburn | 17-18 | 22-24 | 17-22 | 28-20 | 98-88 (OT) | +10 | 32-63/44-64 | .508/.516 | 5-15/5-16 | .333/.313 | 29-32/17-21 | .906/.810 | 33-31 | +2 | 13-21 | 15-18 | 5-5 | 13-5 | 23-22 |
| at Oklahoma | 13-21 | 24-22 | 17-34 | 27-24 | 81-101 | -20 | 24-68/36-69 | .353/.522 | 14-30/12-30 | .467/.400 | 19-26/17-24 | .731/.708 | 29-54 | -25 | 16-25 | 14-22 | 0-4 | 13-5 | 25-24 |
| South Carolina | 11-24 | 11-14 | 12-21 | 17-26 | 54-82 | -28 | 17-56/30-65 | .304/.462 | 2-12/5-19 | .167/.263 | 18-25/17-27 | .720/.630 | 35-47 | -12 | 10-16 | 17-13 | 0-5 | 8-13 | 22-23 |
| Texas A&M | 16-11 | 21-14 | 33-14 | 21-19 | 91-58 | +33 | 34-72/23-53 | .472/.434 | 9-24/3-12 | .375/.250 | 14-17/9-16 | .824/.563 | 34-41 | -7 | 22-14 | 10-30 | 1-7 | 21-5 | 16-15 |
| at Missouri | 23-14 | 21-12 | 30-16 | 26-17 | 100-59 | +41 | 40-72/22-54 | .556/.407 | 15-32/7-20 | .469/.350 | 5-5/8-13 | 1.000/.615 | 31-37 | -6 | 22-11 | 7-24 | 1-2 | 16-3 | 15-11 |
| SEASON TOTAL | 614-474 | 588-436 | 636-561 | 661-553 | 2528-2042 | +486 | 929-2050/782-1809 | .453/.432 | 215-635/172-583 | .339/.295 | 455-581/306-440 | .783/.695 | 1148-1119 | +35 | 500-420 | 412-643 | 81-98 | 384-210 | 498-537 |
| SEASON AVG | 20.5-15.8 | 19.6-14.5 | 21.1-18.7 | 22.0-18.45 | 84.3-68.1 | +16.2 | 31.0-68.3/26.1-60.3 | | 7.2-21.2/5.7-19.4 | | 15.2-19.4/10.2-14.7 | | 38.3-37.3 | +1.0 | 16.7-14.0 | 13.7-21.4 | 2.7-3.3 | 12.8-7.0 | 16.6-17.9 |

SEASON HIGH | SEASON LOW

2024-25 GAME-BY-GAME STATS

| Opponent | Date | Score | W/L | Total | | 3-Pointers | | Free throws | | Rebounds | | | | PF | A | TO | BLK | STL | PTS | AVG |
|-----------------|------------|--------|-----|--------|------|------------|------|-------------|-------|----------|-----|-----|------|----|----|----|-----|-----|-----|-------|
| | | | | FG-FGA | PCT | 3FG-3FGA | PCT | FT-FTA | PCT | OFF | DEF | TOT | AVG | | | | | | | |
| Lipscomb | 11/04/2024 | 102-50 | W | 43-81 | .531 | 5-17 | .294 | 11-14 | .786 | 22 | 32 | 54 | 54.0 | 17 | 17 | 12 | 1 | 15 | 102 | 102.0 |
| Austin Peay | 11/08/2024 | 93-37 | W | 32-71 | .451 | 6-17 | .353 | 23-30 | .767 | 21 | 34 | 55 | 54.5 | 15 | 15 | 12 | 8 | 10 | 93 | 97.5 |
| at South Fla. | 11/14/2024 | 62-49 | W | 26-68 | .382 | 7-28 | .250 | 3-8 | .375 | 12 | 25 | 37 | 48.7 | 11 | 6 | 12 | 0 | 8 | 62 | 85.7 |
| Butler | 11/17/2024 | 81-52 | W | 29-57 | .509 | 8-18 | .444 | 15-19 | .789 | 13 | 20 | 33 | 44.8 | 16 | 18 | 21 | 2 | 17 | 81 | 84.5 |
| Hampton | 11/20/2024 | 94-45 | W | 38-70 | .543 | 8-25 | .320 | 10-12 | .833 | 15 | 25 | 40 | 43.8 | 11 | 22 | 11 | 6 | 11 | 94 | 86.4 |
| Samford | 11/22/2024 | 104-59 | W | 42-83 | .506 | 8-19 | .421 | 12-20 | .600 | 27 | 29 | 56 | 45.8 | 17 | 23 | 11 | 3 | 17 | 104 | 89.3 |
| vs Arizona | 11/26/2024 | 71-60 | W | 21-54 | .389 | 6-14 | .429 | 23-31 | .742 | 15 | 25 | 40 | 45.0 | 19 | 12 | 23 | 2 | 19 | 71 | 86.7 |
| vs Michigan St. | 11/27/2024 | 70-78 | L | 26-64 | .406 | 3-14 | .214 | 15-20 | .750 | 14 | 20 | 34 | 43.6 | 22 | 17 | 21 | 3 | 15 | 70 | 84.6 |
| App State | 12/01/2024 | 94-40 | W | 33-77 | .429 | 13-38 | .342 | 15-15 | 1.000 | 18 | 30 | 48 | 44.1 | 10 | 23 | 6 | 1 | 14 | 94 | 85.7 |
| at Miami (FL) | 12/04/2024 | 88-70 | W | 34-68 | .500 | 9-24 | .375 | 11-15 | .733 | 17 | 19 | 36 | 43.3 | 16 | 20 | 15 | 1 | 7 | 88 | 85.9 |
| Evansville | 12/14/2024 | 106-40 | W | 44-93 | .473 | 2-24 | .083 | 16-19 | .842 | 29 | 26 | 55 | 44.4 | 15 | 13 | 9 | 4 | 24 | 106 | 87.7 |
| at Dayton | 12/19/2024 | 80-66 | W | 29-76 | .382 | 9-26 | .346 | 13-15 | .867 | 16 | 17 | 33 | 43.4 | 14 | 18 | 8 | 3 | 16 | 80 | 87.1 |
| West Ga. | 12/21/2024 | 103-68 | W | 41-84 | .488 | 7-27 | .259 | 14-19 | .737 | 24 | 27 | 51 | 44.0 | 11 | 23 | 13 | 9 | 17 | 103 | 88.3 |
| Alabama A&M | 12/29/2024 | 93-64 | W | 40-71 | .563 | 5-19 | .263 | 8-14 | .571 | 13 | 28 | 41 | 43.8 | 9 | 30 | 15 | 2 | 13 | 93 | 88.6 |
| Georgia | 01/02/2025 | 108-82 | W | 34-71 | .479 | 11-25 | .440 | 29-31 | .935 | 10 | 25 | 35 | 43.2 | 18 | 27 | 8 | 6 | 5 | 108 | 89.9 |
| Kentucky | 01/05/2025 | 78-96 | L | 27-74 | .365 | 9-30 | .300 | 15-20 | .750 | 19 | 20 | 39 | 42.9 | 20 | 11 | 7 | 1 | 5 | 78 | 89.2 |
| at Ole Miss | 01/09/2025 | 59-87 | L | 23-53 | .434 | 4-17 | .235 | 9-14 | .643 | 7 | 19 | 26 | 41.9 | 13 | 16 | 23 | 1 | 9 | 59 | 87.4 |
| at LSU | 01/13/2025 | 77-83 | L | 27-57 | .474 | 5-14 | .357 | 18-22 | .818 | 7 | 18 | 25 | 41.0 | 19 | 12 | 16 | 2 | 9 | 77 | 86.8 |
| Tennessee | 01/19/2025 | 71-70 | W | 23-62 | .371 | 6-19 | .316 | 19-22 | .864 | 14 | 26 | 40 | 40.9 | 16 | 12 | 12 | 3 | 3 | 71 | 86.0 |
| Arkansas | 01/23/2025 | 101-60 | W | 39-69 | .565 | 13-25 | .520 | 10-12 | .833 | 11 | 24 | 35 | 40.7 | 12 | 21 | 14 | 4 | 17 | 101 | 86.8 |



SHEA RALPH

HEAD COACH
FOURTH SEASON
UConn - '01



THE SHEA RALPH FILE

Head Coach Vanderbilt (2021-Current)

- 72-57 overall record in four seasons at Vanderbilt
- Guided Vanderbilt to its first NCAA Tournament bid since the 2014 NCAA Tournament in 2023-24 and posted the Dores' first NCAA Tournament victory since 2013
- Posted the largest win improvement from one season to next in school history during the 2023-24 season, as Vandy's 23 victories marked an 11-win improvement from 2022-23
- Led Vanderbilt to its first postseason bid since the 2013-14 campaign with an appearance in the 2022 WNIT in her debut season in 2021-22
- Guided Vandy to a school record six SEC road wins in '23-'24
- Five players have earned All-SEC honors under Ralph

Assistant Coach UConn (2008-2021)

- 462-22 in 13 seasons as an assistant coach at UConn
- Won Six NCAA National Championships
- 12 Final Four Appearances
- 16 Conference Titles
- Coached 21 WNBA Draft Picks, 9 top-5 picks, three No. 1 picks

Assistant Coach Pittsburgh (2003-2008)

- 86-66 in five seasons as an assistant coach at Pittsburgh
- 2008 Sweet 16 Appearance
- Two NCAA Tournament Appearances (2007 & 08)
- 2006 WNIT Final Four

Player UConn (1996-2001)

- Drafted by Utah Starzz in 2001 WNBA Draft
- Scored 1,678 career points, Ranks 8th in UConn history
- Won 2000 NCAA National Championship
- 2000 NCAA Women's Final Four MVP
- 2000 Big East Player of the Year
- 2000 All-American
- 2000 Sports Illustrated Women's College Player of the Year
- Honda Award Winner

Shea Ralph was named the sixth head coach in Vanderbilt women's basketball history on April 13, 2021. The 2024-25 campaign marks her fourth season leading the Commodores.

Ralph orchestrated one of the biggest turn-arounds in program history during the 2023-24 season, as the Commodores went from being projected last in the SEC preseason polls to earning the program's first bid into the NCAA Tournament in 10 seasons.

Vanderbilt went 23-10 in Year 3 under Ralph's direction, as the Commodores made their first appearance in the NCAA Tournament since the 2013-14 campaign. The 23 wins marked an 11-win improvement from a season ago, which is the second-largest win improvement from one season to the next in program history.

The Commodores went out and proved the preseason prognosticators wrong in 2023-24, as Vandy finished sixth in the SEC after being picked 13th in the Preseason SEC Coaches Poll and 14th in the Preseason SEC Media Poll. The Dores went 9-7 in SEC play and won a program-record six road SEC games. The nine SEC wins were the most for Vanderbilt since the 2012-13 campaign. The Commodores earned the No. 6 seed in the 2024 SEC Women's Basketball Tournament, which was the program's highest seed at the SEC Tournament since 2011.

Vanderbilt's at-large bid into the 2024 NCAA



Tournament marked the second time in her three seasons that Ralph has led the Commodores to the postseason.

A total of three Commodores earned All-SEC honors in Year 3 under Ralph. Iyana Moore made her first appearance on the All-SEC second team, while Jordyn Cambridge was named to the All-SEC defensive team for a school-record third time. Khamil Pierre was named to the All-SEC freshman team, making her the third Commodore to earn a spot on the team under Ralph, joining Moore and Sacha Washington. Pierre also was named SEC Freshman of the Week a program record five times during the season.

Vanderbilt's hard-nosed and gritty approach helped the Commodores become one of the elite defensive teams in the SEC, as Vandy ranked third in steals per game at 10.2 steals. The Dores' 315 steals during the 2023-24 campaign are the third-most in a season in program history.

Vanderbilt was hit hard with a plethora of pre-season injuries to begin the 2022-23 campaign. Coach Ralph was able to rally the Commodores and record a second-straight double-digit win season, marking the first time in six years that Vandy has posted back-to-back double-digit win campaigns.

During the 2022-23 campaign, Ralph guided Vanderbilt to a winning record inside Memorial Gymnasium for the 38th time in the last 40 seasons. The Commodores won nine games at Memorial Gym, which included victories over Texas A&M, Arkansas, and Kentucky.

Ralph was key in the development of Ciaja Harbison, who transferred into the program for her graduate season and become one of the most prolific scorers in the SEC. Harbison earned second team All-SEC honors after averaging 19.6 points per game and shot 40.6% from the field. The only player in the SEC to score 40 points in a game this season, Harbison had three outings with 30-plus points among the 23 times she has scored in double figures while recording the



highest scoring average of her collegiate career. Harbison has led the Commodores in scoring 16 times, assists on 20 occasions and steals in 15 games. Harbison tied a school record with 41 points and added five steals in a January win over Texas A&M

In her inaugural season, Ralph led Vanderbilt to its first postseason appearance since 2014. The Commodores reached the third round of the Women's National Invitation Tournament, their longest postseason run since 2013. Vanderbilt also recorded its first SEC Tournament victory in six years when it defeated Texas A&M 85-69 on March 2, 2022.



In all, Ralph accrued the third-most wins of any women's basketball coach in a debut season. That included a 63-59 victory against No. 15 Florida in Memorial Gymnasium on Feb. 24, 2022, the program's first win against a ranked opponent since 2020.

Ralph wasted no time helping individual student-athletes realize their full potential. Jordyn Cambridge, Iyana Moore and Sacha Washington earned All-SEC accolades during the 2021-22 campaign. Cambridge recorded the program's first postseason triple-double during the SEC Tournament, while she and Moore contributed to a program-record 17 3-pointers against Alabama State on Dec. 28, 2021.

A seven-time national champion as a student-athlete or coach, Ralph arrived at Vanderbilt after spending the previous 13 seasons as an assistant coach alongside Geno Auriemma at the University of Connecticut. While serving as a coach at her alma mater, Ralph helped guide the Huskies to 12 Final Four appearances and six national championships, including a record four consecutive titles from 2013-16.

Ralph was an instrumental figure in recruiting and player development with the Huskies. She mentored standouts like Paige Bueckers, who in 2020-21 became the first freshman to sweep the major national player-of-the-year awards:

RALPH'S CAREER RECORD

| SEASON | TEAM | OVERALL | CONF. | CONF. FINISH | POSTSEASON |
|---------|-----------------|---------|-------|--------------|---------------------|
| 1996-97 | UConn (Player) | 33-1 | 18-0 | 1st | Elite Eight |
| 1997-98 | UConn (Player) | 34-3 | 17-1 | 1st | Elite Eight |
| 1998-99 | UConn (Player) | 29-5 | 17-1 | T-1st | Sweet 16 |
| 1999-00 | UConn (Player) | 36-1 | 18-0 | T-1st | NCAA Champions |
| 2000-01 | UConn (Player) | 32-3 | 17-1 | 1st | Final Four |
| 2003-04 | Pittsburgh (AC) | 6-20 | 2-14 | 13th | -- |
| 2004-05 | Pittsburgh (AC) | 13-15 | 5-11 | 10th | -- |
| 2005-06 | Pittsburgh (AC) | 22-11 | 9-7 | T-6th | WNIT Final Four |
| 2006-07 | Pittsburgh (AC) | 24-9 | 10-6 | T-5th | NCAA 2nd Rd |
| 2007-08 | Pittsburgh (AC) | 24-11 | 10-6 | T-5th | Sweet 16 |
| 2008-09 | UConn (AC) | 39-0 | 16-0 | 1st | NCAA Champions |
| 2009-10 | UConn (AC) | 39-0 | 16-0 | 1st | NCAA Champions |
| 2010-11 | UConn (AC) | 36-2 | 16-0 | 1st | Final Four |
| 2011-12 | UConn (AC) | 33-5 | 13-3 | T-2nd | Final Four |
| 2012-13 | UConn (AC) | 35-4 | 14-2 | 2nd | NCAA Champions |
| 2013-14 | UConn (AC) | 40-0 | 18-0 | 1st | NCAA Champions |
| 2014-15 | UConn (AC) | 38-1 | 18-0 | 1st | NCAA Champions |
| 2015-16 | UConn (AC) | 38-0 | 18-0 | 1st | NCAA Champions |
| 2016-17 | UConn (AC) | 36-1 | 16-0 | 1st | Final Four |
| 2017-18 | UConn (AC) | 36-1 | 16-0 | 1st | Final Four |
| 2018-19 | UConn (AC) | 35-3 | 16-0 | 1st | Final Four |
| 2019-20 | UConn (AC) | 29-3 | 16-0 | 1st | Tournament Canceled |
| 2020-21 | UConn (AC) | 28-2 | 18-0 | 1st | Final Four |
| 2021-22 | Vanderbilt (HC) | 16-19 | 4-12 | T-12th | WNIT Sweet 16 |
| 2022-23 | Vanderbilt (HC) | 12-19 | 3-13 | 12th | -- |
| 2023-24 | Vanderbilt (HC) | 23-10 | 9-7 | 6th | NCAA 1st Rd |
| 2024-25 | Vanderbilt (HC) | 21-9 | 8-8 | T-8th | -- |

AT VANDERBILT: 72-57 (.558) - Four Seasons

TOTAL: 787-158 (.833) - 27 Seasons

7- NCAA National Titles ('00, '09, '10, '13, '14, '15, '16)

14 - NCAA Final Fours ('00, '01, '09, '10, '11, '12, '13, '14, '15, '16, '17, '18, '19)

16 - NCAA Elite Eights ('97, '98, '00, '01, '09, '10, '11, '12, '13, '14, '15, '16, '17, '18, '19)

18 - NCAA Sweet 16 Appearances | 16 - Conference Regular Season Championships

the Naismith Trophy, Associated Press Player of the Year, USBWA National Player of the Year, Lieberman Award and Wooden Award.

In all, Ralph worked with 21 WNBA draft picks at UConn, including nine top-five picks and three No. 1 overall selections: Tina Charles, Maya Moore and Breanna Stewart.

Prior to returning to UConn as an assistant, Ralph spent five seasons at the University of Pittsburgh from 2003-08. She was instrumental in a period of unprecedented success, helping the Panthers improve from single-digit victories to at least 22 victories in each of her final three seasons. Pitt also reached the Sweet 16 for the first time in program history in 2008.

As one of the most celebrated student-athletes in women's basketball history, Ralph ranks eighth in UConn's storied record book with 1,678 points. She also ranks among the program's all-time top 10 in career assists (456), steals (252) and field goal percentage (57.9). Ralph graduated from Connecticut in 2001 with a degree in exercise physiology.

In leading UConn to a national championship in 2000, Ralph was named an All-American and Big East Player of the Year. She was selected at the most valuable player in the 2000 NCAA Women's Final Four. She also won the Honda Award, presented to the premier female student-athlete in 12 collegiate sports, and the "Sports Illustrated for Women" Player of the Year.

Ralph was selected by the Utah Starzz in the 2001 WNBA Draft, but was unable to pursue a professional career due to a knee injury.

Ralph and her husband, Tom Garrick, have one daughter, Maysen. Currently a member of the Vanderbilt coaching staff, Garrick served as head coach of the UMass-Lowell women's basketball program from 2018-21 and previously served as a Vanderbilt assistant from 2009-15.





1 MIKAYLA BLAKES

@mikaylablakes
@mikaylablakes
@mikaylablakes

G // 5-8 // Fr. // Somerset, N.J. (Rutgers Prep HS)

SEASON HIGHS

Points // 55, at Auburn (02/18/25)
FG Made // 16, at Florida (01/30/25)
FG Attempts // 28, at Auburn (02/18/25)
3-Pt Made // 7, Last: at Oklahoma (02/20/25)
3-Pt Attempt // 14, at Miami (12/04/24)
FT Made // 23, at Auburn (02/18/25)
FT Attempt // 24, at Auburn (02/18/25)
Rebounds // 9, Mississippi State (02/13/25)
Assists // 8, Hampton (11/20/24)
Steals // 7, vs. Appalachian State (12/1/24)
Blocks // 2, at LSU (01/13/25)
Minutes // 45, at Auburn (02/18/25)

CAREER HIGHS

Points // 55, at Auburn (02/18/25)
FG Made // 16, at Florida (01/30/25)
FG Attempts // 28, at Auburn (02/18/25)
3-Pt Made // 7, Last: at Oklahoma (02/20/25)
3-Pt Attempt // 14, at Miami (12/04/24)
FT Made // 23, at Auburn (02/18/25)
FT Attempt // 24, at Auburn (02/18/25)
Rebounds // 9, Mississippi State (02/13/25)
Assists // 8, Hampton (11/20/24)
Steals // 7, vs. Appalachian State (12/1/24)
Blocks // 2, at LSU (01/13/25)
Minutes // 45, at Auburn (02/18/25)

- Second-Team All-American (The Athletic)
- SEC Freshman of the Year (Coaches) & SEC Newcomer of the Year (USA Today)
- Set the NCAA Freshman & SEC Single-Game Scoring Records w/ 55 pts at Auburn (Jan. 30)
- Four-time USBWA Tamika Catchings National Freshman of the Week (Jan. 21, Jan. 28, Feb. 4, Feb. 18)
- Seven-Time SEC Freshman of the Week and has won four-straight weeks (Nov. 19, Nov. 26, Dec. 10, Jan. 28, Feb. 4, Feb. 11)
- Two-time AP Player of the Week (Feb. 4, Feb. 18)
- Became the first player since Candace Parker ('06) to win SEC Player & Freshman of the Week on the same week (Feb. 11)
- Ranks sixth nationally in scoring and leads all freshmen at 23.3 ppg

| SUPERLATIVES | 24-25 CAREER | SUPERLATIVES | 24-25 CAREER |
|------------------|--------------|--------------|--------------|
| 10+ POINTS | 29 | 29 | 29 |
| 15+ POINTS | 25 | 25 | 25 |
| 20+ POINTS | 18 | 18 | 18 |
| 30+ POINTS | 5 | 5 | 5 |
| 40+ POINTS | 2 | 2 | 2 |
| 50+ POINTS | 2 | 2 | 2 |
| MADE 3+ 3-PT FG | 8 | 8 | 8 |
| 10+ REBS | -- | -- | -- |
| 3+ ASSISTS | 17 | 17 | 17 |
| 3+ STEALS | 15 | 15 | 15 |
| 2+ BLOCKS | 1 | 1 | 1 |
| DOUBLE-DOUBLES | -- | -- | -- |
| LED VANDY IN PTS | 14 | 14 | 14 |
| LED VANDY IN REB | 2 | 2 | 2 |
| LED VANDY IN AST | 9 | 9 | 9 |
| LED VANDY IN STL | 5 | 5 | 5 |
| LED VANDY IN BLK | 5 | 5 | 5 |

GAME-BY-GAME

| DATE | OPPONENT | GS | MIN | FGM/A | FG% | 3FG/A | 3P% | FTM/A | FG% | OFF | DEF | TOT | AVG | PF | AST | T/O | BLK | STL | PTS | AVG | |
|--------------|------------------|----|-----------|---------------|----------------|-------------|---------------|-------------|---------------|-------------|-----------|-----------|------------|------------|-----------|-----------|-----------|----------|-----------|------------|-------------|
| 11.4.24 | LIPSCOMB | * | 25:31 | 9-18 | .500 | 2-7 | .286 | 3-3 | 1.000 | 2 | 3 | 5 | 5.0 | 2 | 5 | 0 | 0 | 2 | 23 | 23.0 | |
| 11.8.24 | AUSTIN PEAY | * | 15:31 | 5-8 | .625 | 2-4 | .500 | 4-5 | .800 | 2 | 1 | 3 | 4.0 | 1 | 1 | 2 | 1 | 3 | 16 | 19.5 | |
| 11.14.24 | AT SOUTH FLORIDA | * | 31:24 | 6-14 | .429 | 2-8 | .250 | 2-4 | .500 | 0 | 2 | 2 | 3.3 | 1 | 1 | 5 | 0 | 2 | 16 | 18.3 | |
| 11.17.24 | BUTLER | * | 35:34 | 9-18 | .500 | 4-9 | .444 | 7-8 | .875 | 1 | 1 | 2 | 3.0 | 3 | 2 | 3 | 0 | 3 | 29 | 21.0 | |
| 11.20.24 | HAMPTON | * | 29:14 | 9-14 | .643 | 1-5 | .200 | 3-5 | .600 | 1 | 2 | 3 | 3.0 | 2 | 8 | 3 | 0 | 3 | 22 | 21.2 | |
| 11.22.24 | SAMFORD | * | 23:12 | 5-12 | .417 | 2-5 | .400 | 2-2 | 1.000 | 1 | 2 | 3 | 3.0 | 2 | 5 | 3 | 1 | 2 | 14 | 20.0 | |
| 11.26.24 | VS. ARIZONA | * | 34:31 | 6-14 | .429 | 5-8 | .625 | 6-6 | 1.000 | 0 | 2 | 2 | 2.9 | 4 | 4 | 1 | 0 | 4 | 23 | 20.4 | |
| 11.27.24 | VS. MICHIGAN ST. | * | 26:36 | 3-10 | .300 | 1-4 | .250 | 6-6 | 1.000 | 1 | 0 | 1 | 2.6 | 3 | 3 | 3 | 0 | 2 | 13 | 19.5 | |
| 12.1.24 | APPALACHIAN ST. | * | 28:35 | 7-15 | .467 | 2-8 | .250 | 4-4 | 1.000 | 2 | 1 | 3 | 2.7 | 2 | 6 | 2 | 0 | 7 | 20 | 19.6 | |
| 12.4.24 | AT MIAMI | * | 37:14 | 10-22 | .455 | 5-14 | .357 | 1-2 | .500 | 0 | 1 | 1 | 2.5 | 2 | 3 | 3 | 0 | 0 | 26 | 20.2 | |
| 12.14.24 | EVANSVILLE | * | 26:07 | 7-19 | .368 | 1-7 | .143 | 7-7 | 1.000 | 3 | 1 | 4 | 2.6 | 2 | 3 | 1 | 0 | 1 | 22 | 20.4 | |
| 12.19.24 | AT DAYTON | * | 26:50 | 6-17 | .353 | 2-8 | .250 | 2-2 | 1.000 | 1 | 0 | 1 | 2.5 | 4 | 1 | 3 | 0 | 5 | 16 | 20.0 | |
| 12.21.24 | WEST GEORGIA | * | 27:09 | 12-20 | .600 | 0-6 | .000 | 0-0 | .000 | 2 | 2 | 4 | 2.6 | 1 | 6 | 2 | 0 | 3 | 24 | 20.3 | |
| 12.29.24 | ALABAMA A&M | * | 17:01 | 2-9 | .222 | 0-5 | .000 | 1-3 | .333 | 1 | 2 | 3 | 2.6 | 0 | 1 | 1 | 1 | 3 | 5 | 19.2 | |
| 1.2.25 | GEORGIA | * | 32:42 | 9-20 | .450 | 5-9 | .556 | 13-14 | .929 | 2 | 1 | 3 | 2.7 | 3 | 5 | 0 | 1 | 1 | 36 | 20.3 | |
| 1.5.25 | KENTUCKY | * | 35:34 | 9-22 | .409 | 3-11 | .273 | 3-4 | .750 | 4 | 1 | 5 | 2.8 | 4 | 0 | 4 | 1 | 3 | 24 | 20.6 | |
| 1.9.25 | AT OLE MISS | * | 36:11 | 8-16 | .500 | 2-7 | .286 | 1-2 | .500 | 1 | 4 | 5 | 2.9 | 3 | 2 | 5 | 0 | 1 | 19 | 20.5 | |
| 1.13.25 | AT LSU | * | 37:28 | 4-13 | .308 | 0-4 | .000 | 4-4 | 1.000 | 2 | 4 | 6 | 3.1 | 1 | 4 | 9 | 2 | 2 | 12 | 20.0 | |
| 1.19.25 | TENNESSEE | * | 28:18 | 7-17 | .412 | 2-6 | .333 | 7-8 | .875 | 2 | 0 | 2 | 3.1 | 4 | 2 | 3 | 0 | 0 | 23 | 20.2 | |
| 1.23.25 | ARKANSAS | * | 26:49 | 8-13 | .615 | 4-6 | .667 | 4-4 | 1.000 | 2 | 0 | 2 | 3.0 | 1 | 3 | 1 | 0 | 1 | 24 | 20.4 | |
| 1.26.25 | AT ALABAMA | * | 37:06 | 10-21 | .476 | 3-8 | .375 | 10-12 | .833 | 1 | 4 | 5 | 3.1 | 2 | 1 | 3 | 0 | 3 | 33 | 21.0 | |
| 1.30.25 | AT FLORIDA | * | 39:26 | 16-24 | .667 | 5-9 | .556 | 16-18 | .889 | 1 | 2 | 3 | 3.1 | 2 | 2 | 2 | 0 | 3 | 53 | 22.4 | |
| 2.2.25 | OLE MISS | * | 29:45 | 5-9 | .556 | 0-2 | .000 | 6-7 | .857 | 0 | 2 | 2 | 3.0 | 3 | 1 | 6 | 1 | 1 | 16 | 22.1 | |
| 2.6.25 | AT TEXAS | * | 33:38 | 8-14 | .571 | 0-2 | .000 | 6-6 | 1.000 | 2 | 2 | 4 | 3.1 | 4 | 2 | 3 | 0 | 3 | 22 | 22.1 | |
| 2.13.25 | MISSISSIPPI ST. | * | 43:59 | 4-19 | .211 | 1-6 | .167 | 4-4 | 1.000 | 2 | 7 | 9 | 3.3 | 5 | 4 | 4 | 0 | 5 | 13 | 21.8 | |
| 2.16.25 | AT AUBURN | * | 45:00 | 15-28 | .536 | 2-7 | .286 | 23-24 | .958 | 2 | 3 | 5 | 3.4 | 4 | 5 | 6 | 0 | 3 | 55 | 23.0 | |
| 2.20.25 | AT OKLAHOMA | * | 37:19 | 9-22 | .409 | 7-12 | .583 | 9-10 | .900 | 2 | 2 | 4 | 3.4 | 3 | 3 | 4 | 0 | 1 | 34 | 23.4 | |
| 2.23.25 | SOUTH CAROLINA | * | 31:19 | 5-15 | .333 | 2-5 | .400 | 7-8 | .875 | 3 | 4 | 7 | 3.5 | 4 | 2 | 3 | 0 | 1 | 19 | 23.3 | |
| 2.27.25 | TEXAS A&M | * | 31:33 | 6-16 | .375 | 1-4 | .250 | 5-6 | .833 | 2 | 1 | 3 | 3.5 | 1 | 5 | 0 | 0 | 4 | 18 | 23.1 | |
| 3.2.25 | AT MISSOURI | * | 33:04 | 11-17 | .647 | 6-10 | .600 | 1-1 | 1.000 | 1 | 1 | 2 | 3.5 | 1 | 3 | 2 | 0 | 3 | 29 | 23.3 | |
| TOTAL | | | 29 | 943:39 | 230-496 | .464 | 72-206 | .350 | 167-18 | .884 | 46 | 58 | 104 | 3.5 | 74 | 93 | 87 | 8 | 75 | 699 | 23.3 |

CAREER STATS

| YEAR | GP | GS | MIN | AVG | FG | FGA | PCT | 3FG | 3FGA | 3PCT | FT | FTA | PCT | OFF | DEF | TOT | AVG | PF | FO | AST | TO | BLK | STL | PTS | AVG |
|---------------|-----------|-----------|------------|-------------|------------|------------|-------------|-----------|------------|-------------|------------|------------|-------------|-----------|-----------|------------|------------|-----------|----------|-----------|-----------|----------|-----------|------------|-------------|
| 2024-25 | 30 | 29 | 944 | 31.5 | 230 | 496 | .464 | 72 | 206 | .350 | 167 | 189 | .884 | 46 | 58 | 104 | 3.5 | 74 | 1 | 93 | 87 | 8 | 75 | 699 | 23.3 |
| CAREER | 30 | 29 | 944 | 31.5 | 230 | 496 | .464 | 72 | 206 | .350 | 167 | 189 | .884 | 46 | 58 | 104 | 3.5 | 74 | 1 | 93 | 87 | 8 | 75 | 699 | 23.3 |



2 JADA BROWN

@_jadabrown
@brownjadaa
@jadabrown_

G // 5-8 // Jr. // Bentonville, Ark. (Bentonville HS)

SEASON HIGHS

Points // 6, West Georgia (12/21/24)
 FG Made // 2, West Georgia (12/21/24)
 FG Attempts // 3, West Georgia (12/21/24)
 3-Pt Made // 1 (3x), Last: at Missouri (03/02/25)
 3-Pt Attempt // 2, West Georgia (12/21/24)
 FT Made // 2, Lipscomb (11/4/24)
 FT Attempt // 2 (2x), Last: West Georgia (12/21/24)
 Rebounds // 2 (5x), Last: Texas A&M (02/27/25)
 Assists // 2, Alabama A&M (12/29/24)
 Steals // 2 (2x), Last: West Georgia (12/21/24)
 Blocks // --
 Minutes // 13, Lipscomb (11/4/24)

CAREER HIGHS

Points // 12, vs. NC State (11/24/22)
 FG Made // 4, vs. NC State (11/24/22)
 FG Attempts // 12, Samford (11/10/22)
 3-Pt Made // 4, vs. NC State (11/24/22)
 3-Pt Attempt // 8, at LSU (01/01/23)
 FT Made // 2 (7x), Last: Lipscomb (11/4/24)
 FT Attempt // 2 (12x), Last: West Georgia (12/21/24)
 Rebounds // 4 (4x), Last Radford (12/31/23)
 Assists // 5, Tarleton State (11/15/22)
 Steals // 2 (5x), Last: West Georgia (12/21/24)
 Blocks // 1 (2x), Last: Florida (01/22/23)
 Minutes // 42, Lipscomb (12/18/22)

- Appeared in 15 games off the bench in '24-25
- Shooting 50.0% from the field (7-of-14)
- Scored a season-high 6 pts in 10 min. vs. West Georgia
- Played in 64 career games with 22 starts at Vanderbilt
- Scored career-best 12 pts vs. NC State (11.24.22)
- SEC Winter Academic Honor Roll ('24)
- Majoring in Human & Organizational Development

| SUPERLATIVES | 24-25 CAREER | SUPERLATIVES | 24-25 CAREER |
|-----------------|--------------|------------------|--------------|
| 10+ POINTS | -- 2 | 3+ STEALS | -- -- |
| 15+ POINTS | -- -- | 2+ BLOCKS | -- -- |
| 20+ POINTS | -- -- | DOUBLE-DOUBLES | -- -- |
| 30+ POINTS | -- -- | LED VANDY IN PTS | -- -- |
| MADE 3+ 3-PT FG | -- 3 | LED VANDY IN REB | -- -- |
| 10+ REBS | -- -- | LED VANDY IN AST | -- 1 |
| 3+ ASSISTS | -- 1 | LED VANDY IN STL | -- -- |
| | | LED VANDY IN BLK | -- -- |

GAME-BY-GAME

| DATE | OPPONENT | GS | MIN | FGM/A | FG% | 3FG/A | 3P% | FTM/A | FG% | OFF | DEF | TOT | AVG | PF | AST | T/O | BLK | STL | PTS | AVG |
|--------------|-------------------|----------|--------------|-------------|-------------|------------|-------------|------------|-------------|----------|----------|-----------|------------|----------|----------|----------|----------|----------|-----------|------------|
| 11.4.24 | LIPSCOMB | | 12:44 | 1-2 | .500 | 0-0 | .000 | 2-2 | 1.000 | 1 | 0 | 1 | 1.0 | 3 | 0 | 0 | 0 | 0 | 4 | 4.0 |
| 11.8.24 | AUSTIN PEAY | | 08:06 | 0-1 | .000 | 0-1 | .000 | 0-0 | .000 | 1 | 1 | 2 | 1.5 | 2 | 1 | 0 | 0 | 2 | 0 | 2.0 |
| 11.14.24 | AT SOUTH FLORIDA | | 01:49 | 0-0 | .000 | 0-0 | .000 | 0-0 | .000 | 0 | 0 | 0 | 1.0 | 0 | 0 | 0 | 0 | 0 | 0 | 1.3 |
| 11.17.24 | BUTLER | | 03:55 | 0-1 | .000 | 0-0 | .000 | 0-0 | .000 | 1 | 0 | 1 | 1.0 | 0 | 1 | 0 | 0 | 0 | 0 | 1.0 |
| 11.20.24 | HAMPTON | | 03:57 | 0-0 | .000 | 0-0 | .000 | 0-0 | .000 | 1 | 1 | 2 | 1.2 | 0 | 0 | 1 | 0 | 0 | 0 | 0.8 |
| 11.22.24 | SAMFORD | | 02:55 | 0-0 | .000 | 0-0 | .000 | 0-0 | .000 | 0 | 0 | 0 | 1.0 | 1 | 0 | 0 | 0 | 0 | 0 | 0.7 |
| 11.26.24 | VS. ARIZONA | | | | | | | | | | | | | | | | | | | |
| 11.27.24 | VS. MICHIGAN ST. | | | | | | | | | | | | | | | | | | | |
| 12.1.24 | APPALACHIAN ST. | | 05:46 | 1-1 | 1.000 | 1-1 | 1.000 | 0-0 | .000 | 0 | 2 | 2 | 1.1 | 0 | 1 | 0 | 0 | 1 | 3 | 1.0 |
| 12.4.24 | AT MIAMI | | | | | | | | | | | | | | | | | | | |
| 12.14.24 | EVANSVILLE | | 06:19 | 1-1 | 1.000 | 0-0 | .000 | 0-0 | .000 | 0 | 0 | 0 | 1.0 | 0 | 0 | 1 | 0 | 1 | 2 | 1.1 |
| 12.19.24 | AT DAYTON | | | | | | | | | | | | | | | | | | | |
| 12.21.24 | WEST GEORGIA | | 10:00 | 2-3 | .667 | 1-2 | .500 | 1-2 | .500 | 0 | 2 | 2 | 1.1 | 1 | 0 | 0 | 0 | 2 | 6 | 1.7 |
| 12.29.24 | ALABAMA A&M | | 04:01 | 0-0 | .000 | 0-0 | .000 | 0-0 | .000 | 0 | 1 | 1 | 1.1 | 0 | 2 | 2 | 0 | 0 | 0 | 1.5 |
| 1.2.25 | GEORGIA | | | | | | | | | | | | | | | | | | | |
| 1.5.25 | KENTUCKY | | | | | | | | | | | | | | | | | | | |
| 1.9.25 | AT OLE MISS | | | | | | | | | | | | | | | | | | | |
| 1.13.25 | AT LSU | | | | | | | | | | | | | | | | | | | |
| 1.19.25 | TENNESSEE | | | | | | | | | | | | | | | | | | | |
| 1.23.25 | ARKANSAS | | 04:48 | 1-2 | .500 | 0-1 | .000 | 0-0 | .000 | 0 | 1 | 1 | 1.1 | 0 | 0 | 2 | 0 | 0 | 2 | 1.5 |
| 1.26.25 | AT ALABAMA | | | | | | | | | | | | | | | | | | | |
| 1.30.25 | AT FLORIDA | | | | | | | | | | | | | | | | | | | |
| 2.2.25 | OLE MISS | | | | | | | | | | | | | | | | | | | |
| 2.6.25 | AT TEXAS | | | | | | | | | | | | | | | | | | | |
| 2.13.25 | MISSISSIPPI STATE | | | | | | | | | | | | | | | | | | | |
| 2.16.25 | AT AUBURN | | | | | | | | | | | | | | | | | | | |
| 2.20.25 | AT OKLAHOMA | | 01:40 | 0-0 | .000 | 0-0 | .000 | 0-0 | .000 | 0 | 0 | 0 | 1.0 | 0 | 0 | 0 | 0 | 0 | 0 | 1.4 |
| 2.23.25 | SOUTH CAROLINA | | 01:14 | 0-0 | .000 | 0-0 | .000 | 0-0 | .000 | 0 | 0 | 0 | 0.9 | 1 | 0 | 0 | 0 | 0 | 0 | 1.3 |
| 2.27.25 | TEXAS A&M | | 04:54 | 0-2 | .000 | 0-1 | .000 | 0-0 | .000 | 1 | 1 | 2 | 1.0 | 1 | 0 | 0 | 0 | 0 | 0 | 1.2 |
| 3.2.25 | AT MISSOURI | | 05:46 | 1-1 | 1.000 | 1-1 | 1.000 | 0-0 | .000 | 0 | 0 | 0 | 0.9 | 0 | 1 | 0 | 0 | 0 | 3 | 1.3 |
| TOTAL | | 0 | 77:54 | 7-14 | .500 | 3-7 | .429 | 3-4 | .750 | 5 | 9 | 14 | 0.9 | 9 | 6 | 6 | 0 | 6 | 20 | 1.3 |

CAREER STATS

| YEAR | GP | GS | MIN | AVG | FG | FGA | PCT | 3FG | 3FGA | 3PCT | FT | FTA | PCT | OFF | DEF | TOT | AVG | PF | FO | AST | TO | BLK | STL | PTS | AVG |
|---------------|-----------|-----------|------------|-------------|-----------|------------|-------------|-----------|------------|-------------|-----------|-----------|-------------|-----------|-----------|-----------|------------|-----------|----------|-----------|-----------|----------|-----------|------------|------------|
| 2022-23 | 30 | 22 | 637 | 21.3 | 44 | 150 | .293 | 32 | 105 | .305 | 12 | 14 | .857 | 13 | 19 | 32 | 1.1 | 35 | 0 | 24 | 44 | 1 | 14 | 132 | 4.4 |
| 2023-24 | 19 | 0 | 128 | 6.7 | 3 | 20 | .150 | 2 | 16 | .125 | 4 | 6 | .667 | 2 | 9 | 11 | 0.6 | 12 | 0 | 7 | 6 | 0 | 2 | 12 | 0.6 |
| 2024-25 | 15 | 0 | 78 | 5.2 | 7 | 14 | .500 | 3 | 7 | .429 | 3 | 4 | .750 | 5 | 9 | 14 | 0.9 | 9 | 0 | 6 | 6 | 0 | 6 | 20 | 1.3 |
| CAREER | 64 | 22 | 843 | 13.2 | 54 | 184 | .293 | 37 | 128 | .289 | 19 | 24 | .792 | 20 | 37 | 57 | 0.9 | 56 | 0 | 37 | 56 | 1 | 22 | 164 | 2.6 |



4 MADISON GREENE

@mad1son_O4
@Mad1son_O4

G // 5-6 // So. // Columbus, Ohio (Pickerington Central HS)

SEASON HIGHS

Points // 25, at Dayton (12/19/24)
 FG Made // 7 (2x), Last: at Dayton (12/19/24)
 FG Attempts // 14, at Dayton (12/19/24)
 3-Pt Made // 5, at South Florida (11/14/24)
 3-Pt Attempt // 8, at South Florida (11/14/24)
 FT Made // 8, at Dayton (12/19/24)
 FT Attempt // 10, at Dayton (12/19/24)
 Rebounds // 6, Alabama A&M (12/29/24)
 Assists // 6, Samford (11/22/24)
 Steals // 6, Lipscomb (11/4/24)
 Blocks // 1, Austin Peay (11/8/24)
 Minutes // 41, Mississippi State (02/13/25)

CAREER HIGHS

Points // 25, at Dayton (12/19/24)
 FG Made // 7 (2x), Last: at Dayton (12/19/24)
 FG Attempts // 14, at Dayton (12/19/24)
 3-Pt Made // 5, at South Florida (11/14/24)
 3-Pt Attempt // 8, at South Florida (11/14/24)
 FT Made // 8, at Dayton (12/19/24)
 FT Attempt // 10, at Dayton (12/19/24)
 Rebounds // 6, Alabama A&M (12/29/24)
 Assists // 6, Samford (11/22/24)
 Steals // 6, Lipscomb (11/4/24)
 Blocks // 1, Austin Peay (11/8/24)
 Minutes // 41, Mississippi State (02/13/25)

- Leads the team in points off the bench at 7.7 ppg in 26 games
- Scored a career-high 25 pts in a reserve role at Dayton (Dec. 19)
- Made her first career start at South Fla. (Nov. 14) and scored 15 pts with a career-best five 3-pt FG made
- Tallied double-digit pts off the bench in eight games
- First Dore since 2018 to score 25 pts off the bench (at Dayton - 12.19)
- Led the Dores in points off the bench in 15 games this season

| | SUPERLATIVES | 24-25 CAREER | | SUPERLATIVES | 24-25 CAREER | |
|-----------------|--------------|--------------|----|------------------|--------------|----|
| 10+ POINTS | 10 | 10 | 13 | 3+ STEALS | 4 | 5 |
| 15+ POINTS | 4 | 5 | | 2+ BLOCKS | -- | -- |
| 20+ POINTS | 1 | 1 | | DOUBLE-DOUBLES | -- | -- |
| 30+ POINTS | -- | -- | | LED VANDY IN PTS | 1 | 1 |
| MADE 3+ 3-PT FG | 3 | 4 | | LED VANDY IN REB | -- | -- |
| 10+ REBS | -- | -- | | LED VANDY IN AST | 2 | 3 |
| 3+ ASSISTS | 5 | 6 | | LED VANDY IN STL | 3 | 4 |
| | | | | LED VANDY IN BLK | -- | -- |

GAME-BY-GAME

| DATE | OPPONENT | GS | MIN | FGM/A | FG% | 3FG/A | 3P% | FTM/A | FG% | OFF | DEF | TOT | AVG | PF | AST | T/O | BLK | STL | PTS | AVG |
|--------------|--------------------|----------|---------------|---------------|-------------|--------------|-------------|--------------|-------------|-----------|-----------|-----------|------------|-----------|-----------|-----------|----------|-----------|------------|------------|
| 11.4.24 | LIPSCOMB | | 28:25 | 6-10 | .600 | 0-1 | .000 | 2-2 | 1.000 | 0 | 5 | 5 | 5.0 | 2 | 4 | 4 | 0 | 6 | 14 | 14.0 |
| 11.8.24 | AUSTIN PEAY | | 30:15 | 3-10 | .300 | 1-1 | 1.000 | 6-6 | 1.000 | 1 | 3 | 4 | 4.5 | 2 | 3 | 2 | 1 | 2 | 13 | 13.5 |
| 11.14.24 | AT SOUTH FLORIDA * | | 37:10 | 5-9 | .556 | 5-8 | .625 | 0-0 | .000 | 2 | 2 | 4 | 4.3 | 1 | 1 | 3 | 0 | 1 | 15 | 14.0 |
| 11.17.24 | BUTLER | * | 20:20 | 0-2 | .000 | 0-2 | .000 | 0-0 | .000 | 0 | 2 | 2 | 3.8 | 3 | 1 | 5 | 0 | 3 | 0 | 10.5 |
| 11.20.24 | HAMPTON | | 22:50 | 4-6 | .667 | 1-2 | .500 | 2-2 | 1.000 | 0 | 2 | 2 | 3.4 | 3 | 1 | 1 | 0 | 1 | 11 | 10.6 |
| 11.22.24 | SAMFORD | | 27:01 | 7-9 | .778 | 0-0 | .000 | 2-2 | 1.000 | 1 | 3 | 4 | 3.5 | 3 | 6 | 2 | 0 | 1 | 16 | 11.5 |
| 11.26.24 | VS. ARIZONA | * | 18:04 | 1-4 | .250 | 0-2 | .000 | 1-2 | .500 | 2 | 1 | 3 | 3.4 | 2 | 0 | 4 | 0 | 0 | 3 | 10.3 |
| 11.27.24 | VS. MICHIGAN ST. | * | 28:38 | 2-8 | .250 | 0-2 | .000 | 0-0 | .000 | 0 | 1 | 1 | 3.1 | 3 | 1 | 2 | 0 | 2 | 4 | 9.5 |
| 12.1.24 | APPALACHIAN ST. | | 16:07 | 2-8 | .250 | 1-5 | .200 | 1-1 | 1.000 | 0 | 2 | 2 | 3.0 | 2 | 1 | 2 | 0 | 0 | 6 | 9.1 |
| 12.4.24 | AT MIAMI | | 19:50 | 3-4 | .750 | 1-1 | 1.000 | 0-0 | .000 | 0 | 0 | 0 | 2.7 | 1 | 3 | 1 | 0 | 0 | 7 | 8.9 |
| 12.14.24 | EVANSVILLE | | 21:51 | 1-5 | .200 | 0-2 | .000 | 2-2 | 1.000 | 1 | 2 | 3 | 2.7 | 1 | 1 | 0 | 0 | 3 | 4 | 8.5 |
| 12.19.24 | AT DAYTON | | 31:31 | 7-14 | .500 | 3-7 | .429 | 8-10 | .800 | 3 | 2 | 5 | 2.9 | 2 | 1 | 0 | 0 | 3 | 25 | 9.8 |
| 12.21.24 | WEST GEORGIA | | 11:26 | 0-6 | .000 | 0-1 | .000 | 2-2 | 1.000 | 2 | 1 | 3 | 2.9 | 0 | 1 | 0 | 0 | 1 | 2 | 9.2 |
| 12.29.24 | ALABAMA A&M | | 24:12 | 5-7 | .714 | 1-3 | .333 | 1-2 | .500 | 1 | 5 | 6 | 3.1 | 0 | 2 | 3 | 0 | 1 | 12 | 9.4 |
| 1.2.25 | GEORGIA | | 19:24 | 2-6 | .333 | 1-2 | .500 | 5-5 | 1.000 | 0 | 1 | 1 | 3.0 | 0 | 1 | 2 | 0 | 0 | 10 | 9.5 |
| 1.5.25 | KENTUCKY | | 18:51 | 1-4 | .250 | 0-1 | .000 | 1-1 | 1.000 | 0 | 1 | 1 | 2.9 | 2 | 1 | 0 | 0 | 0 | 3 | 9.1 |
| 1.9.25 | AT OLE MISS | | 20:22 | 2-5 | .400 | 0-2 | .000 | 5-6 | .833 | 1 | 2 | 3 | 2.9 | 1 | 4 | 5 | 0 | 2 | 9 | 9.1 |
| 1.13.25 | AT LSU | | 18:32 | 1-4 | .250 | 0-2 | .000 | 0-0 | .000 | 0 | 2 | 2 | 2.8 | 4 | 1 | 1 | 0 | 0 | 2 | 8.7 |
| 1.19.25 | TENNESSEE | | 22:04 | 2-6 | .333 | 0-1 | .000 | 0-0 | .000 | 0 | 2 | 2 | 2.8 | 3 | 1 | 1 | 0 | 1 | 4 | 8.4 |
| 1.23.25 | ARKANSAS | | 19:15 | 4-6 | .667 | 2-2 | 1.000 | 0-0 | .000 | 0 | 1 | 1 | 2.7 | 4 | 2 | 0 | 0 | 1 | 10 | 8.5 |
| 1.26.25 | AT ALABAMA | | 06:23 | 0-1 | .000 | 0-1 | .000 | 0-0 | .000 | 0 | 0 | 0 | 2.6 | 2 | 0 | 2 | 0 | 0 | 0 | 8.1 |
| 1.30.25 | AT FLORIDA | | 19:16 | 2-3 | .667 | 1-1 | 1.000 | 0-0 | .000 | 0 | 2 | 2 | 2.5 | 3 | 0 | 1 | 0 | 1 | 5 | 8.0 |
| 2.2.25 | OLE MISS | | 11:09 | 2-4 | .500 | 1-2 | .500 | 0-0 | .000 | 1 | 1 | 2 | 2.5 | 0 | 0 | 2 | 0 | 0 | 5 | 7.8 |
| 2.6.25 | AT TEXAS | | 12:25 | 0-2 | .000 | 0-1 | .000 | 0-0 | .000 | 0 | 0 | 0 | 2.4 | 0 | 0 | 0 | 0 | 1 | 0 | 7.5 |
| 2.13.25 | MISSISSIPPI STATE | | 41:08 | 6-11 | .545 | 4-7 | .571 | 1-2 | .500 | 1 | 1 | 2 | 2.4 | 2 | 0 | 1 | 0 | 0 | 17 | 7.9 |
| 2.16.25 | AT AUBURN | | 25:34 | 2-5 | .400 | 1-3 | .333 | 1-2 | .500 | 1 | 2 | 3 | 2.4 | 2 | 1 | 2 | 0 | 2 | 6 | 7.8 |
| 2.20.25 | AT OKLAHOMA | | 20:06 | 1-2 | .500 | 0-1 | .000 | 2-2 | 1.000 | 1 | 2 | 3 | 2.4 | 3 | 1 | 0 | 0 | 2 | 4 | 7.7 |
| 2.23.25 | SOUTH CAROLINA | | 27:05 | 0-5 | .000 | 0-3 | .000 | 2-4 | .500 | 0 | 0 | 0 | 2.4 | 2 | 2 | 3 | 0 | 2 | 2 | 7.5 |
| 2.27.25 | TEXAS A&M | | 21:32 | 2-8 | .250 | 1-4 | .250 | 0-0 | .000 | 0 | 1 | 1 | 2.3 | 1 | 2 | 1 | 0 | 2 | 5 | 7.4 |
| 3.2.25 | AT MISSOURI | | 15:53 | 4-5 | .800 | 1-1 | 1.000 | 0-0 | .000 | 0 | 2 | 2 | 2.3 | 2 | 0 | 3 | 0 | 2 | 9 | 7.4 |
| TOTAL | | 4 | 656:39 | 77-179 | .430 | 25-71 | .352 | 44-53 | .830 | 18 | 51 | 69 | 2.3 | 56 | 42 | 53 | 1 | 40 | 223 | 7.4 |

CAREER STATS

| YEAR | GP | GS | MIN | AVG | FG | FGA | PCT | 3FG | 3FGA | 3PCT | FT | FTA | PCT | OFF | DEF | TOT | AVG | PF | FO | AST | TO | BLK | STL | PTS | AVG |
|---------------|-----------|----------|------------|-------------|------------|------------|-------------|-----------|-----------|-------------|-----------|-----------|-------------|-----------|-----------|-----------|------------|-----------|----------|-----------|-----------|----------|-----------|------------|------------|
| 2023-24 | 11 | 0 | 217 | 19.7 | 31 | 73 | .425 | 10 | 28 | .357 | 4 | 6 | .667 | 5 | 11 | 16 | 1.5 | 22 | 0 | 13 | 14 | 0 | 15 | 76 | 6.9 |
| 2024-25 | 30 | 4 | 657 | 21. | 77 | 179 | .430 | 25 | 71 | .352 | 44 | 53 | .830 | 18 | 51 | 69 | 2.3 | 56 | 0 | 42 | 53 | 1 | 40 | 223 | 7.4 |
| CAREER | 41 | 4 | 874 | 21.3 | 108 | 252 | .429 | 35 | 99 | .354 | 48 | 59 | .814 | 23 | 62 | 85 | 2.1 | 78 | 0 | 55 | 67 | 1 | 55 | 299 | 7.3 |



5 LEILANI KAPINUS

@leilani_kapinus
 @leilani_kapinus
 @leilani_kapinus

G // 5-10 // Gr. // Madison, Wis. (Penn State)

SEASON HIGHS

Points // 11, Samford (11/22/24)
FG Made // 5, Evansville (12/14/24)
FG Attempts // 9 (3x), Last: at Alabama (01/26/25)
3-Pt Made // 2, Appalachian State (12/1/24)
3-Pt Attempt // 4, Samford (11/22/24)
FT Made // 5, vs. Arizona (11/26/24)
FT Attempt // 6, vs. Arizona (11/26/24)
Rebounds // 11, Evansville (12/14/24)
Assists // 6, Samford (11/22/24)
Steals // 6, Arkansas (01/23/25)
Blocks // 2 (2x), vs. Arizona (11/26/24)
Minutes // 26, Samford (11/22/24)

CAREER HIGHS

Points // 25, vs. Saint Francis (Pa.) (12/17/23)
FG Made // 10, Navy (11/10/23)
FG Attempts // 18, at Rutgers (02/13/22)
3-Pt Made // 3 (2x), Last: vs. Iowa (03/08/24)
3-Pt Attempt // 6, vs. Iowa (03/08/24)
FT Made // 9, vs. Rutgers (03/02/22)
FT Attempt // 12, at Iowa (01/14/23)
Rebounds // 15, George Mason (03/21/24)
Assists // 6 (2x), Last: Samford (11/22/24)
Steals // 9, Fairfield (11/11/22)
Blocks // 5, vs. Mississippi State (03/28/24)
Minutes // 41, at Rutgers (01/26/23)

- Scored 1,150 career collegiate points in 124 games
- Collected two double-doubles this season
11 pts, 10 reb vs. Samford (Nov. 22) & 10 pts, 11 reb vs. Evansville (Dec. 14)
- Comes to Vanderbilt after a being a three-year starter at Penn State
- Scored 1,029 points, pulled down 610 rebounds, and dished out 210 assists in three seasons with the Nittany Lions
- Ranks ninth in Penn State history in steals per game (2.4) and blocks per game (1.1)

| SUPERLATIVES | | 24-25 CAREER | | SUPERLATIVES | | 24-25 CAREER | |
|-----------------|----|--------------|--|------------------|----|--------------|--|
| 10+ POINTS | 3 | 62 | | 3+ STEALS | 9 | 46 | |
| 15+ POINTS | -- | 24 | | 2+ BLOCKS | 2 | 29 | |
| 20+ POINTS | -- | 6 | | DOUBLE-DOUBLES | 2 | 14 | |
| 30+ POINTS | -- | -- | | LED VANDY IN PTS | -- | -- | |
| MADE 3+ 3-PT FG | -- | 2 | | LED VANDY IN REB | 2 | 2 | |
| 10+ REBS | 2 | 16 | | LED VANDY IN AST | 4 | 4 | |
| 3+ ASSISTS | 4 | 45 | | LED VANDY IN STL | 3 | 3 | |
| | | | | LED VANDY IN BLK | 6 | 6 | |

GAME-BY-GAME

| DATE | OPPONENT | GS | MIN | FGM/A | FG% | 3FG/A | 3P% | FTM/A | FG% | OFF | DEF | TOT | AVG | PF | AST | T/O | BLK | STL | PTS | AVG | |
|--------------|-------------------|----------|---------------|---------------|-------------|-------------|-------------|--------------|-------------|-----------|-----------|------------|------------|-----------|-----------|-----------|-----------|-----------|------------|------------|--|
| 11.4.24 | LIPSCOMB | | | | | | | | | | | | | | | | | | | | |
| DNP - INJURY | | | | | | | | | | | | | | | | | | | | | |
| 11.8.24 | AUSTIN PEAY | | 21:15 | 3-8 | .375 | 0-1 | .000 | 1-1 | 1.000 | 2 | 4 | 6 | 6.0 | 1 | 1 | 2 | 2 | 1 | 7 | 7.0 | |
| 11.14.24 | AT SOUTH FLORIDA | | 10:59 | 0-2 | .000 | 0-1 | .000 | 0-0 | .000 | 0 | 0 | 0 | 3.0 | 2 | 0 | 1 | 0 | 0 | 0 | 3.5 | |
| 11.17.24 | BUTLER | | 19:58 | 2-3 | .667 | 0-0 | .000 | 0-0 | .000 | 0 | 0 | 0 | 2.0 | 1 | 2 | 2 | 1 | 3 | 4 | 3.7 | |
| 11.20.24 | HAMPTON | | 17:23 | 3-4 | .750 | 1-1 | 1.000 | 2-2 | 1.000 | 2 | 0 | 2 | 2.0 | 2 | 5 | 1 | 0 | 2 | 9 | 5.0 | |
| 11.22.24 | SAMFORD | | 25:43 | 4-9 | .444 | 1-4 | .250 | 2-4 | .500 | 7 | 3 | 10 | 3.6 | 2 | 6 | 1 | 1 | 4 | 11 | 6.2 | |
| 11.26.24 | VS. ARIZONA | | 25:22 | 1-3 | .333 | 0-1 | .000 | 5-6 | .833 | 1 | 2 | 3 | 3.5 | 2 | 1 | 0 | 2 | 3 | 7 | 6.3 | |
| 11.27.24 | VS. MICHIGAN ST. | | 19:53 | 0-1 | .000 | 0-0 | .000 | 1-2 | .500 | 0 | 3 | 3 | 3.4 | 1 | 1 | 1 | 1 | 2 | 1 | 5.6 | |
| 12.1.24 | APPALACHIAN ST. | | 17:12 | 2-4 | .500 | 2-3 | .667 | 0-0 | .000 | 2 | 5 | 7 | 3.9 | 2 | 3 | 0 | 0 | 3 | 6 | 5.6 | |
| 12.4.24 | AT MIAMI | | 23:32 | 3-7 | .429 | 0-1 | .000 | 2-3 | .667 | 3 | 1 | 4 | 3.9 | 4 | 2 | 0 | 0 | 1 | 8 | 5.9 | |
| 12.14.24 | EVANSVILLE | | 22:19 | 5-9 | .556 | 0-1 | .000 | 0-0 | .000 | 6 | 5 | 11 | 4.6 | 1 | 2 | 2 | 0 | 5 | 10 | 6.3 | |
| 12.19.24 | AT DAYTON | | 11:25 | 0-3 | .000 | 0-1 | .000 | 0-0 | .000 | 0 | 0 | 0 | 4.2 | 1 | 0 | 1 | 0 | 1 | 0 | 5.7 | |
| 12.21.24 | WEST GEORGIA | | 23:40 | 4-7 | .571 | 1-3 | .333 | 1-1 | 1.000 | 0 | 1 | 1 | 3.9 | 3 | 4 | 2 | 1 | 1 | 10 | 6.1 | |
| 12.29.24 | ALABAMA A&M | | 18:30 | 1-1 | 1.000 | 0-0 | .000 | 0-0 | .000 | 1 | 1 | 2 | 3.8 | 1 | 3 | 2 | 0 | 0 | 2 | 5.8 | |
| 1.2.25 | GEORGIA | | 05:33 | 0-2 | .000 | 0-2 | .000 | 0-0 | .000 | 1 | 0 | 1 | 3.6 | 0 | 0 | 1 | 0 | 0 | 0 | 5.4 | |
| 1.5.25 | KENTUCKY | | 12:60 | 0-1 | .000 | 0-1 | .000 | 0-0 | .000 | 0 | 2 | 2 | 3.5 | 1 | 0 | 1 | 0 | 0 | 0 | 5.0 | |
| 1.9.25 | AT OLE MISS | | 17:37 | 1-2 | .500 | 0-0 | .000 | 0-1 | .000 | 1 | 2 | 3 | 3.4 | 3 | 0 | 3 | 0 | 0 | 2 | 4.8 | |
| 1.13.25 | AT LSU | | 11:12 | 0-0 | .000 | 0-0 | .000 | 2-2 | 1.000 | 1 | 1 | 2 | 3.4 | 4 | 1 | 1 | 0 | 0 | 2 | 4.6 | |
| 1.19.25 | TENNESSEE | | 19:36 | 1-3 | .333 | 0-1 | .000 | 0-0 | .000 | 2 | 3 | 5 | 3.4 | 1 | 2 | 0 | 1 | 0 | 2 | 4.5 | |
| 1.23.25 | ARKANSAS | | 18:56 | 2-4 | .500 | 1-2 | .500 | 0-0 | .000 | 2 | 4 | 6 | 3.6 | 1 | 3 | 2 | 1 | 6 | 5 | 4.5 | |
| 1.26.25 | AT ALABAMA | | 20:59 | 4-9 | .444 | 0-1 | .000 | 0-0 | .000 | 4 | 1 | 5 | 3.7 | 1 | 2 | 0 | 0 | 4 | 8 | 4.7 | |
| 1.30.25 | AT FLORIDA | | 21:03 | 1-1 | 1.000 | 0-0 | .000 | 0-0 | .000 | 0 | 2 | 2 | 3.6 | 1 | 0 | 0 | 0 | 2 | 2 | 4.6 | |
| 2.2.25 | OLE MISS | | 20:17 | 1-2 | .500 | 0-0 | .000 | 1-2 | .500 | 0 | 2 | 2 | 3.5 | 3 | 0 | 0 | 0 | 1 | 3 | 4.5 | |
| 2.6.25 | AT TEXAS | | 12:54 | 0-0 | .000 | 0-0 | .000 | 0-0 | .000 | 1 | 1 | 2 | 3.4 | 4 | 0 | 1 | 0 | 0 | 0 | 4.3 | |
| 2.13.25 | MISSISSIPPI STATE | | 09:06 | 0-1 | .000 | 0-0 | .000 | 2-2 | 1.000 | 0 | 2 | 2 | 3.4 | 1 | 0 | 2 | 1 | 2 | 2 | 4.2 | |
| 2.16.25 | AT AUBURN | | 21:54 | 1-1 | 1.000 | 0-0 | .000 | 2-2 | 1.000 | 0 | 2 | 2 | 3.3 | 3 | 2 | 2 | 1 | 1 | 4 | 4.2 | |
| 2.20.25 | AT OKLAHOMA | | 23:36 | 1-5 | .200 | 1-2 | .500 | 0-0 | .000 | 1 | 3 | 4 | 3.3 | 3 | 1 | 2 | 0 | 4 | 3 | 4.2 | |
| 2.23.25 | SOUTH CAROLINA * | | 32:40 | 2-6 | .333 | 0-1 | .000 | 1-2 | .500 | 4 | 3 | 7 | 3.5 | 3 | 2 | 0 | 0 | 0 | 5 | 4.2 | |
| 2.27.25 | TEXAS A&M | | 21:29 | 2-5 | .400 | 0-1 | .000 | 0-0 | .000 | 3 | 3 | 6 | 3.6 | 4 | 2 | 1 | 0 | 2 | 4 | 4.2 | |
| 3.2.25 | AT MISSOURI | | 22:06 | 2-3 | .667 | 0-1 | .000 | 0-0 | .000 | 1 | 3 | 4 | 3.6 | 1 | 0 | 0 | 0 | 3 | 4 | 4.2 | |
| TOTAL | | 1 | 549:12 | 46-106 | .434 | 7-29 | .241 | 22-30 | .733 | 45 | 59 | 104 | 3.6 | 57 | 45 | 31 | 12 | 51 | 121 | 4.2 | |

CAREER STATS

| YEAR | GP | GS | MIN | AVG | FG | FGA | PCT | 3FG | 3FGA | 3PCT | FT | FTA | PCT | OFF | DEF | TOT | AVG | PF | FO | AST | TO | BLK | STL | PTS | AVG |
|-----------------------------|------------|-----------|-------------|-------------|------------|------------|-------------|-----------|------------|-------------|------------|------------|-------------|------------|------------|------------|------------|------------|-----------|------------|------------|------------|------------|-------------|------------|
| 2020-21* | | | | | | | | | | | | | | | | | | | | | | | | | |
| MISSED SEASON DUE TO INJURY | | | | | | | | | | | | | | | | | | | | | | | | | |
| 2021-22* | 29 | 29 | 746 | 25.7 | 104 | 242 | .430 | 13 | 56 | .232 | 57 | 85 | .671 | 45 | 120 | 165 | 5.7 | 85 | 2 | 46 | 74 | 33 | 59 | 278 | 9.6 |
| 2022-22* | 31 | 31 | 930 | 30.0 | 126 | 288 | .438 | 10 | 54 | .185 | 86 | 129 | .667 | 53 | 155 | 208 | 6.7 | 98 | 7 | 90 | 111 | 31 | 97 | 348 | 11.2 |
| 2023-24* | 35 | 34 | 921 | 26.3 | 156 | 269 | .580 | 25 | 61 | .410 | 66 | 103 | .641 | 43 | 194 | 237 | 6.8 | 105 | 6 | 74 | 89 | 45 | 72 | 403 | 11.5 |
| 2024-25 | 29 | 1 | 549 | 18.9 | 46 | 106 | .434 | 7 | 29 | .241 | 22 | 30 | .733 | 45 | 59 | 104 | 3.6 | 57 | 0 | 45 | 31 | 12 | 51 | 121 | 4.2 |
| VANDY | 29 | 1 | 549 | 18.9 | 46 | 106 | .434 | 7 | 29 | .241 | 22 | 30 | .733 | 45 | 59 | 104 | 3.6 | 57 | 0 | 45 | 31 | 12 | 51 | 121 | 4.2 |
| CAREER | 124 | 95 | 3147 | 25.4 | 432 | 905 | .477 | 55 | 200 | .275 | 231 | 347 | .666 | 186 | 528 | 714 | 5.8 | 345 | 15 | 255 | 305 | 121 | 279 | 1150 | 9.3 |

* at Penn State



10 JANE NWABA

@jane11nwaba
@jane11nwaba
@janenwaba

G // 5-10 // Gr. // Carson, Calif. (Pepperdine)

SEASON HIGHS

Points // 13, Arkansas (01/23/25)
FG Made // 5, Arkansas (01/23/25)
FG Attempts // 10, Austin Peay (11/8/24)
3-Pt Made // 3 (2x), Last: Arkansas (01/23/25)
3-Pt Attempt // 4 (2x), Last: Arkansas (01/23/25)
FT Made // 3 (2x), Last: Kentucky (01/05/25)
FT Attempt // 4 (2x), Last: at Texas (02/06/25)
Rebounds // 6 (2x), Last: Tennessee (01/19/25)
Assists // 3, Lipscomb (11/4/24)
Steals // 3, at LSU (01/13/25)
Blocks // 3, Hampton (11/20/24)
Minutes // 27, Georgia (01/02/25)

CAREER HIGHS

Points // 22, San Francisco (02/01/24)
FG Made // 8, San Francisco (02/01/24)
FG Attempts // 18, Pacific (02/22/24)
3-Pt Made // 3 (2x), Last: Butler (11/17/24)
3-Pt Attempt // 7, at Saint Mary's (01/07/23)
FT Made // 8, Gonzaga (12/29/22)
FT Attempt // 12, Cal State LA (12/29/23)
Rebounds // 12 (3x), Last: at LMU (01/27/24)
Assists // 8, at San Francisco (02/01/24)
Steals // 4, Cal State LA (12/29/23)
Blocks // 3, Hampton (11/20/24)
Minutes // 40 (2x), Last: Gonzaga (02/24/24)

- Made 28 starts for the Commodores this season
- Scored a season-high 13 pts vs. Arkansas (Jan. 23)
- Played four seasons at Pepperdine
- Collected 11 career double-doubles, with nine coming during '23-24
- Averaged 10.0 pts, 6.9 reb, 2.6 ast her the last 2 seasons at Pepperdine
- Appeared in 135 games with 92 starts in her collegiate career

| SUPERLATIVES | | 24-25 CAREER | | SUPERLATIVES | | 24-25 CAREER | |
|-----------------|----|--------------|------------------|--------------|----|--------------|--|
| 10+ POINTS | 3 | 39 | 3+ STEALS | 1 | 9 | | |
| 15+ POINTS | -- | 9 | 2+ BLOCKS | 2 | 10 | | |
| 20+ POINTS | -- | 1 | DOUBLE-DOUBLES | -- | 11 | | |
| 30+ POINTS | -- | -- | LED VANDY IN PTS | -- | -- | | |
| MADE 3+ 3-PT FG | 2 | 3 | LED VANDY IN REB | -- | -- | | |
| 10+ REBS | -- | 14 | LED VANDY IN AST | -- | -- | | |
| 3+ ASSISTS | 2 | 32 | LED VANDY IN STL | 2 | 2 | | |
| | | | LED VANDY IN BLK | 3 | 3 | | |

GAME-BY-GAME

| DATE | OPPONENT | GS | MIN | FGM/A | FG% | 3FG/A | 3P% | FTM/A | FG% | OFF | DEF | TOT | AVG | PF | AST | T/O | BLK | STL | PTS | AVG | |
|--------------|-------------------|----|-----------|---------------|---------------|-------------|--------------|-------------|--------------|-------------|-----------|-----------|-----------|------------|-----------|-----------|-----------|----------|-----------|------------|------------|
| 11.4.24 | LIPSCOMB | * | 22:39 | 3-4 | .750 | 0-0 | .000 | 0-0 | .000 | 1 | 5 | 6 | 6.0 | 2 | 3 | 1 | 0 | 1 | 6 | 6.0 | |
| 11.8.24 | AUSTIN PEAY | * | 20:30 | 4-10 | .400 | 0-2 | .000 | 1-1 | 1.000 | 3 | 0 | 3 | 4.5 | 1 | 2 | 0 | 2 | 2 | 9 | 7.5 | |
| 11.14.24 | AT SOUTH FLORIDA | * | 22:54 | 2-7 | .286 | 0-2 | .000 | 0-0 | .000 | 0 | 3 | 3 | 4.0 | 1 | 1 | 1 | 0 | 1 | 4 | 6.3 | |
| 11.17.24 | BUTLER | * | 25:51 | 3-4 | .750 | 3-3 | 1.000 | 0-0 | .000 | 2 | 2 | 4 | 4.0 | 2 | 1 | 2 | 1 | 1 | 9 | 7.0 | |
| 11.20.24 | HAMPTON | * | 15:51 | 3-5 | .600 | 0-2 | .000 | 2-2 | 1.000 | 0 | 1 | 1 | 3.4 | 0 | 1 | 2 | 3 | 1 | 8 | 7.2 | |
| 11.22.24 | SAMFORD | * | 13:59 | 3-5 | .600 | 0-0 | .000 | 2-3 | .667 | 2 | 1 | 3 | 3.3 | 1 | 0 | 0 | 0 | 1 | 8 | 7.3 | |
| 11.26.24 | VS. ARIZONA | | 03:30 | 0-0 | .000 | 0-0 | .000 | 1-2 | .500 | 0 | 0 | 0 | 2.9 | 1 | 0 | 1 | 0 | 0 | 1 | 6.4 | |
| 11.27.24 | VS. MICHIGAN ST. | | 02:41 | 0-0 | .000 | 0-0 | .000 | 0-0 | .000 | 0 | 0 | 0 | 2.5 | 0 | 0 | 1 | 0 | 0 | 0 | 5.6 | |
| 12.4.24 | APPALACHIAN ST. | * | 22:12 | 4-5 | .800 | 2-2 | 1.000 | 2-2 | 1.000 | 2 | 3 | 5 | 2.8 | 1 | 1 | 0 | 1 | 2 | 12 | 6.3 | |
| 12.1.24 | AT MIAMI | * | 09:01 | 1-3 | .333 | 0-2 | .000 | 0-0 | .000 | 1 | 0 | 1 | 2.6 | 2 | 1 | 0 | 0 | 0 | 2 | 5.9 | |
| 12.14.24 | EVANSVILLE | * | 15:30 | 1-5 | .200 | 0-3 | .000 | 0-0 | .000 | 1 | 0 | 1 | 2.5 | 0 | 2 | 0 | 0 | 1 | 2 | 5.5 | |
| 12.19.24 | AT DAYTON | * | 11:38 | 1-2 | .500 | 0-1 | .000 | 1-1 | 1.000 | 1 | 1 | 2 | 2.4 | 0 | 0 | 0 | 0 | 0 | 3 | 5.3 | |
| 12.21.24 | WEST GEORGIA | * | 15:03 | 2-2 | 1.000 | 1-1 | 1.000 | 0-0 | .000 | 1 | 1 | 2 | 2.4 | 1 | 1 | 1 | 0 | 1 | 5 | 5.3 | |
| 12.29.24 | ALABAMA A&M | * | 18:31 | 3-4 | .750 | 0-1 | .000 | 3-3 | 1.000 | 1 | 2 | 3 | 2.4 | 2 | 2 | 1 | 0 | 0 | 9 | 5.6 | |
| 1.2.25 | GEORGIA | * | 26:49 | 3-8 | .375 | 2-4 | .500 | 2-2 | 1.000 | 1 | 3 | 4 | 2.5 | 2 | 4 | 2 | 0 | 0 | 10 | 5.9 | |
| 1.5.25 | KENTUCKY | * | 16:29 | 1-5 | .200 | 1-3 | .333 | 3-4 | .750 | 3 | 1 | 4 | 2.6 | 3 | 0 | 0 | 0 | 0 | 6 | 5.9 | |
| 1.9.25 | AT OLE MISS | * | 10:43 | 1-1 | 1.000 | 0-0 | .000 | 0-0 | .000 | 0 | 0 | 0 | 2.5 | 0 | 0 | 1 | 0 | 1 | 2 | 5.6 | |
| 1.13.25 | AT LSU | * | 17:47 | 1-3 | .333 | 0-0 | .000 | 2-2 | 1.000 | 0 | 1 | 1 | 2.4 | 3 | 2 | 1 | 0 | 3 | 4 | 5.6 | |
| 1.19.25 | TENNESSEE | * | 14:11 | 1-5 | .200 | 0-1 | .000 | 0-0 | .000 | 2 | 4 | 6 | 2.6 | 2 | 1 | 1 | 0 | 1 | 2 | 5.4 | |
| 1.23.25 | ARKANSAS | * | 18:29 | 5-8 | .625 | 3-4 | .750 | 0-0 | .000 | 1 | 1 | 2 | 2.6 | 1 | 0 | 0 | 0 | 2 | 13 | 5.8 | |
| 1.26.25 | AT ALABAMA | * | 16:40 | 2-3 | .667 | 1-1 | 1.000 | 0-2 | .000 | 2 | 0 | 2 | 2.5 | 0 | 0 | 0 | 0 | 0 | 5 | 5.7 | |
| 1.30.25 | AT FLORIDA | * | 08:00 | 0-1 | .000 | 0-1 | .000 | 0-0 | .000 | 1 | 0 | 1 | 2.5 | 1 | 1 | 0 | 0 | 1 | 0 | 5.5 | |
| 2.2.25 | OLE MISS | * | 08:52 | 0-0 | .000 | 0-0 | .000 | 0-0 | .000 | 0 | 1 | 1 | 2.4 | 1 | 1 | 1 | 0 | 0 | 0 | 5.2 | |
| 2.6.25 | AT TEXAS | * | 18:15 | 0-4 | .000 | 0-1 | .000 | 2-4 | .500 | 2 | 1 | 3 | 2.4 | 1 | 0 | 1 | 0 | 0 | 2 | 5.1 | |
| 2.13.25 | MISSISSIPPI STATE | * | 05:57 | 0-1 | .000 | 0-1 | .000 | 0-0 | .000 | 1 | 1 | 2 | 2.4 | 0 | 1 | 0 | 0 | 0 | 0 | 4.9 | |
| 2.16.25 | AT AUBURN | * | 10:14 | 0-1 | .000 | 0-0 | .000 | 0-0 | .000 | 1 | 1 | 2 | 2.4 | 3 | 0 | 1 | 0 | 0 | 0 | 4.7 | |
| 2.20.25 | AT OKLAHOMA | * | 19:15 | 2-3 | .667 | 2-2 | 1.000 | 0-0 | .000 | 0 | 2 | 2 | 2.4 | 1 | 1 | 1 | 0 | 2 | 6 | 4.7 | |
| 2.23.25 | SOUTH CAROLINA | * | 05:27 | 0-0 | .000 | 0-0 | .000 | 0-0 | .000 | 0 | 1 | 1 | 2.3 | 1 | 0 | 0 | 0 | 0 | 0 | 4.6 | |
| 2.27.25 | TEXAS A&M | * | 13:10 | 1-4 | .250 | 1-3 | .333 | 2-2 | 1.000 | 2 | 1 | 3 | 2.3 | 1 | 1 | 0 | 0 | 0 | 5 | 4.6 | |
| 3.2.25 | AT MISSOURI | * | 06:31 | 2-3 | .667 | 1-2 | .500 | 0-0 | .000 | 1 | 0 | 1 | 2.3 | 0 | 0 | 0 | 0 | 0 | 5 | 4.6 | |
| TOTAL | | | 28 | 436:36 | 49-106 | .462 | 17-42 | .405 | 23-30 | .767 | 32 | 37 | 69 | 2.3 | 34 | 27 | 19 | 7 | 21 | 138 | 4.6 |

CAREER STATS

| YEAR | GP | GS | MIN | AVG | FG | FGA | PCT | 3FG | 3FGA | 3PCT | FT | FTA | PCT | OFF | DEF | TOT | AVG | PF | FO | AST | TO | BLK | STL | PTS | AVG |
|---------------|------------|-----------|-------------|-------------|------------|------------|-------------|-----------|------------|-------------|------------|------------|-------------|------------|-----------|------------|------------|------------|----------|------------|------------|-----------|------------|------------|------------|
| 2020-21* | 23 | 1 | 335 | 14.6 | 35 | 76 | .461 | 0 | 3 | .000 | 10 | 25 | .400 | 35 | 42 | 77 | 3.3 | 27 | 0 | 12 | 24 | 5 | 19 | 80 | 3.5 |
| 2021-22* | 23 | 4 | 364 | 15.8 | 45 | 100 | .450 | 5 | 24 | .208 | 17 | 23 | .739 | 26 | 51 | 77 | 3.3 | 51 | 4 | 21 | 27 | 10 | 16 | 112 | 4.9 |
| 2022-22* | 29 | 29 | 920 | 31.7 | 95 | 244 | .389 | 18 | 69 | .261 | 61 | 94 | .649 | 79 | 98 | 177 | 6.1 | 76 | 2 | 70 | 65 | 10 | 28 | 269 | 9.3 |
| 2023-24* | 30 | 30 | 930 | 31.0 | 131 | 314 | .417 | 12 | 54 | .222 | 47 | 84 | .560 | 79 | 149 | 228 | 7.6 | 74 | 1 | 84 | 122 | 19 | 39 | 321 | 10.7 |
| 2024-25 | 29 | 27 | 430 | 14.8 | 47 | 103 | .456 | 16 | 40 | .400 | 23 | 30 | .767 | 31 | 37 | 68 | 2.3 | 34 | 0 | 27 | 19 | 7 | 21 | 133 | 4.6 |
| VANDY | 30 | 28 | 437 | 14.6 | 49 | 106 | .462 | 17 | 42 | .405 | 23 | 30 | .767 | 32 | 37 | 69 | 2.3 | 34 | 0 | 27 | 19 | 7 | 21 | 138 | 4.6 |
| CAREER | 135 | 92 | 2986 | 22.1 | 355 | 840 | .423 | 52 | 192 | .271 | 158 | 256 | .617 | 251 | 37 | 628 | 4.7 | 262 | 7 | 214 | 257 | 51 | 123 | 920 | 6.8 |

* at Pepperdine



11 JORDYN OLIVER

@jordynoliver11
@jordynoliver11
@jordynoliver11

G // 5-10 // Gr. // Prosper, Texas (Baylor • Duke)

SEASON HIGHS

Points // 10, vs. Michigan St. (11/27/24)
FG Made // 5, vs. Michigan St. (11/27/24)
FG Attempts // 10, Samford (11/22/24)
3-Pt Made // --
3-Pt Attempt // --
FT Made // 2 (3x), Last: at Oklahoma (02/20/25)
FT Attempt // 2 (7x), Last: at Oklahoma (02/20/25)
Rebounds // 10, Georgia (01/02/24)
Assists // 11, Georgia (01/02/24)
Steals // 6, at Auburn (02/16/25)
Blocks // 3 (2x), Last: West Georgia (12/21/24)
Minutes // 38, (5x), Last: Mississippi State (02/13/25)

CAREER HIGHS

Points // 15 (2x), Last: Western Kentucky (11/15/23)
FG Made // 7, Western Kentucky (11/15/23)
FG Attempts // 11, vs. Jackson State (03/21/21)
3-Pt Made // 1 (3x), Last: Northern Iowa (11/25/23)
3-Pt Attempt // 2 (2x), Last: at Kansas (01/15/20)
FT Made // 4, Grambling State (11/08/19)
FT Attempt // 6, Grambling State (11/08/19)
Rebounds // 11 (2x), Last: Northern Iowa (11/25/23)
Assists // 11, Georgia (01/02/24)
Steals // 6, at Auburn (02/16/25)
Blocks // 3 (3x), Last: West Georgia (12/21/24)
Minutes // 38, (5x), Last: Mississippi State (02/13/25)

- Ranks 19th in NCAA in assist-to-turnover ratio at 2.55
- Collected a double-double w/ 11 ast & 10 reb vs. Georgia (Jan. 2)
- First Dore to post a double-double via ast & reb since 1999-00
- Only player to start every game this season
- Started in 53 of the 62 games she has played in at Vanderbilt
- Spent two seasons at Baylor ('19-21) then two years at Duke ('21-23)
- ESPN 5-Star Recruit & McDonald's All-American ('19)

| SUPERLATIVES | 24-25 CAREER | SUPERLATIVES | 24-25 CAREER |
|-----------------|--------------|------------------|--------------|
| 10+ POINTS | 1 11 | 3+ STEALS | 9 15 |
| 15+ POINTS | -- 2 | 2+ BLOCKS | 2 5 |
| 20+ POINTS | -- -- | DOUBLE-DOUBLES | -- 3 |
| 30+ POINTS | -- -- | LED VANDY IN PTS | -- 1 |
| MADE 3+ 3-PT FG | -- -- | LED VANDY IN REB | 4 8 |
| 10+ REBS | 1 4 | LED VANDY IN AST | 11 21 |
| 3+ ASSISTS | 18 59 | LED VANDY IN STL | 5 10 |
| | | LED VANDY IN BLK | 6 11 |

GAME-BY-GAME

| DATE | OPPONENT | GS | MIN | FGM/A | FG% | 3FG/A | 3P% | FTM/A | FG% | OFF | DEF | TOT | AVG | PF | AST | T/O | BLK | STL | PTS | AVG | |
|--------------|-------------------|----|-----------|---------------|---------------|-------------|------------|-------------|--------------|-------------|-----------|-----------|------------|------------|-----------|------------|-----------|-----------|-----------|------------|------------|
| 11.4.24 | LIPSCOMB | * | 19:02 | 1-2 | .500 | 0-0 | .000 | 0-0 | .000 | 3 | 1 | 4 | 4.0 | 1 | 2 | 2 | 0 | 0 | 2 | 2.0 | |
| 11.8.24 | AUSTIN PEAY | * | 23:00 | 1-4 | .250 | 0-0 | .000 | 2-2 | 1.000 | 2 | 5 | 7 | 5.5 | 1 | 2 | 1 | 0 | 0 | 4 | 3.0 | |
| 11.14.24 | AT SOUTH FLORIDA | * | 29:24 | 2-7 | .286 | 0-0 | .000 | 0-0 | .000 | 4 | 3 | 7 | 6.0 | 1 | 3 | 1 | 0 | 2 | 4 | 3.3 | |
| 11.17.24 | BUTLER | * | 32:48 | 1-3 | .333 | 0-0 | .000 | 0-0 | .000 | 1 | 2 | 3 | 5.3 | 2 | 6 | 1 | 0 | 2 | 2 | 3.0 | |
| 11.20.24 | HAMPTON | * | 18:18 | 2-4 | .500 | 0-0 | .000 | 0-0 | .000 | 2 | 1 | 3 | 4.8 | 0 | 3 | 1 | 0 | 0 | 4 | 3.2 | |
| 11.22.24 | SAMFORD | * | 24:30 | 3-10 | .300 | 0-0 | .000 | 1-2 | .500 | 3 | 4 | 7 | 5.2 | 1 | 3 | 0 | 0 | 1 | 7 | 3.8 | |
| 11.26.24 | VS. ARIZONA | * | 36:55 | 1-4 | .250 | 0-0 | .000 | 0-0 | .000 | 4 | 4 | 8 | 5.6 | 1 | 0 | 3 | 0 | 2 | 2 | 3.6 | |
| 11.27.24 | VS. MICHIGAN ST. | * | 37:19 | 5-7 | .714 | 0-0 | .000 | 0-0 | .000 | 2 | 4 | 6 | 5.6 | 2 | 4 | 3 | 1 | 3 | 10 | 4.4 | |
| 12.1.24 | APPALACHIAN ST. | * | 19:48 | 3-4 | .750 | 0-0 | .000 | 2-2 | 1.000 | 2 | 1 | 3 | 5.3 | 0 | 4 | 0 | 0 | 0 | 8 | 4.8 | |
| 12.4.24 | AT MIAMI | * | 37:06 | 1-3 | .333 | 0-0 | .000 | 0-0 | .000 | 3 | 6 | 9 | 5.7 | 0 | 4 | 2 | 0 | 0 | 2 | 4.5 | |
| 12.14.24 | EVANSVILLE | * | 24:38 | 3-4 | .750 | 0-0 | .000 | 0-0 | .000 | 2 | 2 | 4 | 5.5 | 2 | 1 | 2 | 0 | 3 | 6 | 4.6 | |
| 12.19.24 | AT DAYTON | * | 38:20 | 2-4 | .500 | 0-0 | .000 | 2-2 | 1.000 | 3 | 2 | 5 | 5.5 | 2 | 7 | 1 | 3 | 1 | 6 | 4.8 | |
| 12.21.24 | WEST GEORGIA | * | 17:45 | 0-0 | .000 | 0-0 | .000 | 0-0 | .000 | 1 | 1 | 2 | 5.2 | 0 | 2 | 2 | 3 | 4 | 0 | 4.4 | |
| 12.29.24 | ALABAMA A&M | * | 31:09 | 2-5 | .400 | 0-0 | .000 | 0-0 | .000 | 1 | 6 | 7 | 5.4 | 2 | 8 | 1 | 0 | 3 | 4 | 4.4 | |
| 1.2.25 | GEORGIA | * | 38:13 | 2-2 | 1.000 | 0-0 | .000 | 0-0 | .000 | 3 | 7 | 10 | 5.7 | 2 | 11 | 1 | 1 | 1 | 4 | 4.3 | |
| 1.5.25 | KENTUCKY | * | 33:16 | 2-3 | .667 | 0-0 | .000 | 1-1 | 1.000 | 3 | 6 | 9 | 5.9 | 2 | 3 | 0 | 0 | 1 | 5 | 4.4 | |
| 1.9.25 | AT OLE MISS | * | 32:40 | 0-2 | .000 | 0-0 | .000 | 0-0 | .000 | 1 | 2 | 3 | 5.7 | 0 | 6 | 2 | 0 | 1 | 0 | 4.1 | |
| 1.13.25 | AT LSU | * | 33:55 | 3-3 | 1.000 | 0-0 | .000 | 0-0 | .000 | 1 | 2 | 3 | 5.6 | 1 | 2 | 1 | 0 | 0 | 6 | 4.2 | |
| 1.19.25 | TENNESSEE | * | 34:01 | 1-4 | .250 | 0-1 | .000 | 0-0 | .000 | 0 | 4 | 4 | 5.5 | 1 | 2 | 2 | 1 | 1 | 2 | 4.1 | |
| 1.23.25 | ARKANSAS | * | 26:01 | 1-3 | .333 | 0-0 | .000 | 0-0 | .000 | 0 | 4 | 4 | 5.4 | 0 | 6 | 2 | 0 | 0 | 2 | 4.0 | |
| 1.26.25 | AT ALABAMA | * | 37:34 | 0-1 | .000 | 0-0 | .000 | 0-0 | .000 | 2 | 1 | 3 | 5.3 | 2 | 2 | 0 | 1 | 4 | 0 | 3.8 | |
| 1.30.25 | AT FLORIDA | * | 29:37 | 2-4 | .500 | 0-0 | .000 | 0-0 | .000 | 2 | 0 | 2 | 5.1 | 2 | 4 | 1 | 0 | 0 | 4 | 3.8 | |
| 2.2.25 | OLE MISS | * | 37:37 | 1-2 | .500 | 0-0 | .000 | 1-2 | .500 | 0 | 1 | 1 | 5.0 | 1 | 3 | 1 | 0 | 3 | 3 | 3.8 | |
| 2.6.25 | AT TEXAS | * | 30:02 | 0-1 | .000 | 0-0 | .000 | 1-2 | .500 | 1 | 1 | 2 | 4.8 | 5 | 4 | 3 | 1 | 4 | 1 | 3.7 | |
| 2.13.25 | MISSISSIPPI STATE | * | 37:42 | 4-9 | .444 | 0-0 | .000 | 0-0 | .000 | 2 | 3 | 5 | 4.8 | 1 | 2 | 4 | 1 | 0 | 8 | 3.8 | |
| 2.16.25 | AT AUBURN | * | 35:26 | 2-2 | 1.000 | 0-0 | .000 | 0-0 | .000 | 2 | 2 | 4 | 4.8 | 3 | 4 | 1 | 0 | 6 | 4 | 3.8 | |
| 2.20.25 | AT OKLAHOMA | * | 23:32 | 3-7 | .429 | 0-0 | .000 | 2-2 | 1.000 | 2 | 2 | 4 | 4.8 | 4 | 2 | 1 | 0 | 0 | 8 | 4.0 | |
| 2.23.25 | SOUTH CAROLINA | * | 32:00 | 2-3 | .667 | 0-0 | .000 | 0-0 | .000 | 1 | 0 | 1 | 4.6 | 3 | 1 | 2 | 0 | 3 | 4 | 4.0 | |
| 2.27.25 | TEXAS A&M | * | 27:01 | 2-2 | 1.000 | 0-0 | .000 | 0-0 | .000 | 0 | 3 | 3 | 4.6 | 2 | 4 | 0 | 1 | 2 | 4 | 4.0 | |
| 3.2.25 | AT MISSOURI | * | 24:01 | 1-3 | .333 | 0-0 | .000 | 0-0 | .000 | 0 | 3 | 3 | 4.5 | 2 | 2 | 1 | 0 | 2 | 2 | 3.9 | |
| TOTAL | | | 30 | 902:39 | 53-112 | .473 | 0-1 | .000 | 12-15 | .800 | 53 | 83 | 136 | 4.5 | 46 | 107 | 42 | 13 | 49 | 118 | 3.9 |

CAREER STATS

| YEAR | GP | GS | MIN | AVG | FG | FGA | PCT | 3FG | 3FGA | 3PCT | FT | FTA | PCT | OFF | DEF | TOT | AVG | PF | FO | AST | TO | BLK | STL | PTS | AVG |
|---------------|-----------------------------|-----------|-------------|-------------|------------|------------|-------------|----------|-----------|-------------|-----------|------------|-------------|------------|------------|------------|------------|------------|----------|------------|------------|-----------|------------|------------|------------|
| 2019-20* | 23 | 0 | 220 | 9.6 | 25 | 62 | .403 | 2 | 9 | .222 | 13 | 31 | .419 | 5 | 33 | 38 | 1.7 | 19 | 0 | 54 | 26 | 9 | 9 | 65 | 2.8 |
| 2020-21* | 25 | 3 | 279 | 11.2 | 42 | 80 | .525 | 0 | 0 | .000 | 16 | 27 | .593 | 25 | 37 | 62 | 2.5 | 19 | 0 | 50 | 19 | 8 | 19 | 100 | 4.0 |
| 2021-22^ | MISSED SEASON DUE TO INJURY | | | | | | | | | | | | | | | | | | | | | | | | |
| 2022-23^ | 33 | 7 | 571 | 17.3 | 56 | 121 | .463 | 0 | 2 | .000 | 12 | 32 | .375 | 27 | 89 | 116 | 3.5 | 28 | 0 | 63 | 38 | 9 | 31 | 124 | 3.8 |
| 2023-24 | 32 | 23 | 852 | 26.6 | 76 | 131 | .580 | 1 | 2 | .500 | 16 | 26 | .615 | 58 | 100 | 158 | 4.9 | 42 | 0 | 92 | 47 | 9 | 33 | 169 | 5.3 |
| 2024-25 | 30 | 30 | 903 | 30.1 | 53 | 112 | .473 | 0 | 1 | .000 | 12 | 15 | .800 | 53 | 83 | 136 | 4.5 | 46 | 1 | 107 | 42 | 13 | 49 | 118 | 3.9 |
| VANDY | 62 | 53 | 1755 | 28.3 | 129 | 243 | .531 | 1 | 3 | .333 | 28 | 41 | .683 | 111 | 183 | 294 | 4.7 | 88 | 1 | 199 | 89 | 22 | 82 | 287 | 4.6 |
| CAREER | 143 | 63 | 2825 | 19.8 | 252 | 506 | .498 | 3 | 14 | .214 | 69 | 131 | .527 | 168 | 342 | 510 | 3.6 | 154 | 1 | 366 | 172 | 48 | 141 | 576 | 4.0 |

*at Baylor ^at Duke



12 KHAMIL PIERRE

@khamil.Pierre
@KhamilPierre

F // 6-2 // So. // Phoenix, Ariz. (Perry HS)

SEASON HIGHS

Points // 42, Evansville (12/14/24)
 FG Made // 19, Evansville (12/14/24)
 FG Attempts // 28, Evansville (12/14/24)
 3-Pt Made // 1, (3x), Last: at Texas (02/06/25)
 3-Pt Attempt // 2 (2x), Last: at Texas (02/06/25)
 FT Made // 12, Tennessee (01/19/25)
 FT Attempt // 14, Tennessee (01/19/25)
 Rebounds // 18, Evansville (12/14/24)
 Assists // 5 (3x), Last: Texas A&M (02/27/25)
 Steals // 9, Texas A&M (02/27/25)
 Blocks // 1 (8x), Last: at Missouri (03/02/25)
 Minutes // 44, Mississippi State (02/13/25)

CAREER HIGHS

Points // 42, Evansville (12/14/24)
 FG Made // 19, Evansville (12/14/24)
 FG Attempts // 28, Evansville (12/14/24)
 3-Pt Made // 1 (5x), Last: at Texas (02/06/25)
 3-Pt Attempt // 2 (2x), Last: at Texas (02/06/25)
 FT Made // 12, Tennessee (01/19/25)
 FT Attempt // 14, Tennessee (01/19/25)
 Rebounds // 18, Evansville (12/14/24)
 Assists // 5 (3x), Last: Texas A&M (02/27/25)
 Steals // 9, Texas A&M (02/27/25)
 Blocks // 2 (4x), Last: vs. Florida (03/07/24)
 Minutes // 44, Mississippi State (02/13/25)

- Naismith Trophy Top 30 Midseason Team
- Third in NCAA Division I in field goals made (252)
- Collected 15 double-doubles which is the 13th-most in NCAA D1
- Increased her scoring average by 11.9 ppg from fresh. to soph. seasons
- Scored a career-record 42 pts vs. Evansville (Dec. 14) to set a then school single-game record, since passed by M. Blakes' 53 pts at Florida
- USBWA National Players of the Week Team (Dec. 17)
- Two-time SEC Player of the Week (Nov. 26 & Dec. 17)

| SUPERLATIVES | | 24-25 CAREER | | SUPERLATIVES | | 24-25 CAREER | |
|--------------|----|--------------|------------------|--------------|----|------------------|----|
| 10+ POINTS | 28 | 42 | 3+ STEALS | 17 | 20 | 2+ BLOCKS | -- |
| 15+ POINTS | 22 | 28 | DOUBLE-DOUBLES | 15 | 19 | LED VANDY IN PTS | 13 |
| 20+ POINTS | 16 | 17 | LED VANDY IN REB | 26 | 34 | LED VANDY IN AST | 6 |
| 30+ POINTS | 2 | 2 | LED VANDY IN STL | 13 | 16 | LED VANDY IN BLK | 5 |
| 40+ POINTS | 1 | 1 | | | | | |
| 10+ REBS | 16 | 20 | | | | | |
| 3+ ASSISTS | 13 | 15 | | | | | |

GAME-BY-GAME

| DATE | OPPONENT | GS | MIN | FGM/A | FG% | 3FG/A | 3P% | FTM/A | FG% | OFF | DEF | TOT | AVG | PF | AST | T/O | BLK | STL | PTS | AVG | |
|--------------|-------------------|----|-----------|---------------|----------------|-------------|-------------|-------------|---------------|-------------|-----------|------------|------------|------------|-----------|-----------|-----------|----------|-----------|------------|-------------|
| 11.4.24 | LIPSCOMB | * | 23:39 | 12-17 | .706 | 0-0 | .000 | 1-1 | 1.000 | 6 | 8 | 14 | 14.0 | 4 | 1 | 2 | 0 | 5 | 25 | 25.0 | |
| 11.8.24 | AUSTIN PEAY | * | 18:11 | 5-9 | .556 | 0-0 | .000 | 3-5 | .600 | 3 | 7 | 10 | 12.0 | 0 | 0 | 2 | 0 | 0 | 13 | 19.0 | |
| 11.14.24 | AT SOUTH FLORIDA | * | 27:40 | 8-16 | .500 | 0-1 | .000 | 1-2 | .500 | 2 | 8 | 10 | 11.3 | 2 | 0 | 1 | 0 | 1 | 17 | 18.3 | |
| 11.17.24 | BUTLER | * | 23:18 | 9-15 | .600 | 0-1 | .000 | 6-8 | .750 | 2 | 6 | 8 | 10.5 | 2 | 3 | 1 | 0 | 4 | 24 | 19.8 | |
| 11.20.24 | HAMPTON | * | 27:20 | 7-14 | .500 | 0-0 | .000 | 1-1 | 1.000 | 6 | 6 | 12 | 10.8 | 2 | 0 | 1 | 0 | 3 | 15 | 18.8 | |
| 11.22.24 | SAMFORD | * | 23:46 | 10-16 | .625 | 0-0 | .000 | 1-3 | .333 | 4 | 8 | 12 | 11.0 | 2 | 1 | 2 | 0 | 4 | 21 | 19.2 | |
| 11.26.24 | VS. ARIZONA | * | 36:12 | 10-18 | .556 | 0-0 | .000 | 5-9 | .556 | 3 | 12 | 15 | 11.6 | 3 | 3 | 5 | 0 | 7 | 25 | 20.0 | |
| 11.27.24 | VS. MICHIGAN ST. | * | 29:15 | 8-14 | .571 | 0-0 | .000 | 3-5 | .600 | 4 | 2 | 6 | 10.9 | 5 | 4 | 1 | 0 | 4 | 19 | 19.9 | |
| 12.1.24 | APPALACHIAN ST. | | | | | | | | | | | | | | | | | | | | |
| | | | | | | | | | | | | | | | | | | | | | |
| 12.4.24 | AT MIAMI | * | 35:45 | 11-17 | .647 | 0-0 | .000 | 6-8 | .750 | 8 | 5 | 13 | 11.1 | 3 | 0 | 3 | 0 | 4 | 28 | 20.8 | |
| 12.14.24 | EVANSVILLE | * | 32:32 | 19-28 | .679 | 0-0 | .000 | 4-6 | .667 | 9 | 9 | 18 | 11.8 | 4 | 1 | 1 | 1 | 8 | 42 | 22.9 | |
| 12.19.24 | AT DAYTON | * | 29:31 | 7-19 | .368 | 0-0 | .000 | 0-0 | .000 | 5 | 5 | 10 | 11.6 | 2 | 5 | 0 | 0 | 4 | 14 | 22.1 | |
| 12.21.24 | WEST GEORGIA | * | 22:43 | 10-15 | .667 | 0-0 | .000 | 3-4 | .750 | 4 | 6 | 10 | 11.5 | 4 | 3 | 1 | 1 | 3 | 23 | 22.2 | |
| 12.29.24 | ALABAMA A&M | * | 29:22 | 13-19 | .684 | 0-0 | .000 | 3-5 | .600 | 5 | 2 | 7 | 11.2 | 2 | 4 | 1 | 1 | 4 | 29 | 22.7 | |
| 1.2.25 | GEORGIA | * | 29:55 | 11-20 | .550 | 0-2 | .000 | 6-7 | .857 | 1 | 7 | 8 | 10.9 | 4 | 2 | 0 | 1 | 1 | 28 | 23.1 | |
| 1.5.25 | KENTUCKY | * | 37:21 | 8-22 | .364 | 0-1 | .000 | 3-4 | .750 | 5 | 6 | 11 | 10.9 | 4 | 5 | 0 | 0 | 0 | 19 | 22.8 | |
| 1.9.25 | AT OLE MISS | * | 25:36 | 5-12 | .417 | 0-0 | .000 | 1-3 | .333 | 1 | 2 | 3 | 10.4 | 4 | 1 | 0 | 1 | 2 | 11 | 22.1 | |
| 1.13.25 | AT LSU | * | 39:39 | 12-24 | .500 | 0-0 | .000 | 4-6 | .667 | 1 | 7 | 8 | 10.3 | 1 | 2 | 1 | 0 | 1 | 28 | 22.4 | |
| 1.19.25 | TENNESSEE | * | 34:40 | 4-10 | .400 | 1-1 | 1.000 | 12-14 | .857 | 0 | 8 | 8 | 10.2 | 2 | 2 | 2 | 0 | 0 | 21 | 22.3 | |
| 1.23.25 | ARKANSAS | * | 28:51 | 8-12 | .667 | 0-1 | .000 | 4-6 | .667 | 1 | 8 | 9 | 10.1 | 2 | 4 | 2 | 1 | 4 | 20 | 22.2 | |
| 1.26.25 | AT ALABAMA | * | 36:36 | 4-19 | .211 | 0-0 | .000 | 4-5 | .800 | 6 | 8 | 14 | 10.3 | 5 | 3 | 5 | 0 | 5 | 12 | 21.7 | |
| 1.30.25 | AT FLORIDA | * | 22:30 | 1-10 | .100 | 1-1 | 1.000 | 0-2 | .000 | 4 | 7 | 11 | 10.3 | 3 | 2 | 2 | 0 | 3 | 3 | 20.8 | |
| 2.2.25 | OLE MISS | * | 35:10 | 11-18 | .611 | 0-0 | .000 | 2-2 | 1.000 | 2 | 5 | 7 | 10.2 | 1 | 0 | 2 | 1 | 3 | 24 | 21.0 | |
| 2.6.25 | AT TEXAS | * | 36:07 | 10-25 | .400 | 1-2 | .500 | 5-8 | .625 | 5 | 2 | 7 | 10.0 | 4 | 0 | 0 | 0 | 1 | 26 | 21.2 | |
| 2.13.25 | MISSISSIPPI STATE | * | 44:06 | 11-19 | .579 | 1-3 | .333 | 1-4 | .250 | 1 | 11 | 12 | 10.1 | 3 | 3 | 3 | 0 | 2 | 24 | 21.3 | |
| 2.16.25 | AT AUBURN | * | 35:58 | 8-18 | .444 | 0-0 | .000 | 3-4 | .750 | 1 | 3 | 4 | 9.9 | 3 | 0 | 2 | 0 | 0 | 19 | 21.2 | |
| 2.20.25 | AT OKLAHOMA | * | 26:16 | 3-14 | .214 | 0-2 | .000 | 5-8 | .625 | 2 | 2 | 4 | 9.7 | 5 | 4 | 2 | 0 | 3 | 11 | 20.8 | |
| 2.23.25 | SOUTH CAROLINA | * | 31:13 | 6-17 | .353 | 0-0 | .000 | 2-4 | .500 | 3 | 7 | 10 | 9.7 | 3 | 0 | 2 | 0 | 1 | 14 | 20.6 | |
| 2.27.25 | TEXAS A&M | * | 30:46 | 13-21 | .619 | 0-1 | .000 | 5-7 | .714 | 2 | 4 | 6 | 9.5 | 3 | 5 | 4 | 0 | 9 | 31 | 20.9 | |
| 3.2.25 | AT MISSOURI | * | 33:18 | 8-19 | .421 | 0-2 | .000 | 0-0 | .000 | 2 | 8 | 10 | 9.6 | 3 | 6 | 0 | 1 | 1 | 16 | 20.8 | |
| TOTAL | | | 29 | 887:16 | 252-497 | .507 | 4-18 | .222 | 94-141 | .667 | 98 | 179 | 277 | 9.6 | 85 | 64 | 48 | 8 | 87 | 602 | 20.8 |

CAREER STATS

| YEAR | GP | GS | MIN | AVG | FG | FGA | PCT | 3FG | 3FGA | 3PCT | FT | FTA | PCT | OFF | DEF | TOT | AVG | PF | FO | AST | TO | BLK | STL | PTS | AVG |
|---------------|-----------|-----------|-------------|-------------|------------|------------|-------------|----------|-----------|-------------|------------|------------|-------------|------------|------------|------------|------------|------------|----------|-----------|------------|-----------|------------|------------|-------------|
| 2023-24 | 33 | 11 | 634 | 19.2 | 112 | 267 | .419 | 2 | 9 | .222 | 68 | 102 | .667 | 63 | 112 | 175 | 5.3 | 86 | 2 | 22 | 55 | 15 | 33 | 294 | 8.9 |
| 2024-25 | 29 | 29 | 887 | 30.6 | 252 | 497 | .507 | 4 | 18 | .222 | 94 | 141 | .667 | 98 | 179 | 277 | 9.6 | 85 | 3 | 64 | 48 | 8 | 87 | 602 | 20.8 |
| CAREER | 62 | 40 | 1521 | 24.5 | 364 | 764 | .476 | 6 | 27 | .222 | 162 | 243 | .667 | 161 | 291 | 452 | 7.3 | 171 | 5 | 86 | 103 | 23 | 120 | 896 | 14.5 |



13 JUSTINE PISSOTT

@justinepissott
@j.usssssyyy
@justinepissott

G/F // 6-4 // Jr. // Toms River, N.J. (Tennessee)

SEASON HIGHS

Points // 14, Texas A&M (02/27/25)
FG Made // 5, Texas A&M (02/27/25)
FG Attempts // 7, at Oklahoma (02/20/25)
3-Pt Made // 4, Texas A&M (02/27/25)
3-Pt Attempt // 6, at Oklahoma (02/20/25)
FT Made // 4, at Texas (02/06/25)
FT Attempt // 4, at Texas (02/06/25)
Rebounds // 7, Appalachian State (12/1/24)
Assists // 2, Ole Miss (02/02/25)
Steals // 1 (4x), Last: Texas A&M (02/27/25)
Blocks // --
Minutes // 20, at Oklahoma (02/20/25)

CAREER HIGHS

Points // 17, Dayton (12/20/23)
FG Made // 6, Dayton (12/20/23)
FG Attempts // 13, Radford (12/31/23)
3-Pt Made // 5, Dayton (12/20/23)
3-Pt Attempt // 8, Georgia (03/03/24)
FT Made // 4, at Texas (02/06/25)
FT Attempt // 4, at Texas (02/06/25)
Rebounds // 7, Appalachian State (12/1/24)
Assists // 4 (2x), Last: at UT Martin (11/09/23)
Steals // 2 (2x), Last: at Missouri (02/29/24)
Blocks // 3, at UT Martin (11/09/23)
Minutes // 33 (2x), Last: Georgia (03/03/24)

- Played in 21 games this season
- Scored a season-high 14 points vs. Texas A&M (Feb. 27)
- Pulled down a career-high seven reb. vs. App State (Dec. 1)
- Appeared in 54 games and made 28 starts at Vanderbilt
- Transferred to Vanderbilt after one season at Tennessee
- ESPN 5-Star Recruit & McDonald's All-American ('22)

| | SUPERLATIVES | 24-25 CAREER | SUPERLATIVES | 24-25 CAREER |
|-----------------|--------------|--------------|------------------|--------------|
| 10+ POINTS | -- | 9 | 3+ STEALS | -- |
| 15+ POINTS | -- | 2 | 2+ BLOCKS | -- |
| 20+ POINTS | -- | -- | DOUBLE-DOUBLES | -- |
| 30+ POINTS | -- | -- | LED VANDY IN PTS | -- |
| MADE 3+ 3-PT FG | 1 | 11 | LED VANDY IN REB | 1 |
| 10+ REBS | -- | -- | LED VANDY IN AST | -- |
| 3+ ASSISTS | -- | 3 | LED VANDY IN STL | -- |
| | | | LED VANDY IN BLK | 9 |

GAME-BY-GAME

| DATE | OPPONENT | GS | MIN | FGM/A | FG% | 3FG/A | 3P% | FTM/A | FG% | OFF | DEF | TOT | AVG | PF | AST | T/O | BLK | STL | PTS | AVG | |
|--------------|-------------------|----------|---------------|--------------|-------------|--------------|-------------|-------------|-------------|-----------|-----------|-----------|------------|-----------|-----------|-----------|----------|----------|-----------|------------|--|
| 11.4.24 | LIPSCOMB | | | | | | | | | | | | | | | | | | | | |
| 11.8.24 | AUSTIN PEAY | | | | | | | | | | | | | | | | | | | | |
| 11.14.24 | AT SOUTH FLORIDA | | | | | | | | | | | | | | | | | | | | |
| 11.17.24 | BUTLER | | 14:22 | 1-4 | .250 | 0-2 | .000 | 2-2 | 1.000 | 2 | 4 | 6 | 6.0 | 2 | 0 | 1 | 0 | 0 | 4 | 4.0 | |
| 11.20.24 | HAMPTON | | 09:51 | 1-5 | .200 | 1-3 | .333 | 0-0 | .000 | 1 | 1 | 2 | 4.0 | 2 | 0 | 0 | 0 | 1 | 3 | 3.5 | |
| 11.22.24 | SAMFORD | | 05:59 | 2-2 | 1.000 | 2-2 | 1.000 | 0-0 | .000 | 0 | 0 | 0 | 2.7 | 0 | 0 | 0 | 0 | 0 | 6 | 4.3 | |
| 11.26.24 | VS. ARIZONA | | 04:06 | 1-2 | .500 | 0-1 | .000 | 0-0 | .000 | 0 | 0 | 0 | 2.0 | 0 | 0 | 0 | 0 | 0 | 2 | 3.8 | |
| 11.27.24 | VS. MICHIGAN ST. | | 04:53 | 0-1 | .000 | 0-1 | .000 | 0-0 | .000 | 0 | 1 | 1 | 1.8 | 0 | 1 | 0 | 0 | 1 | 0 | 3.0 | |
| 12.1.24 | APPALACHIAN ST. | | 16:19 | 1-7 | .143 | 1-6 | .167 | 0-0 | .000 | 2 | 5 | 7 | 2.7 | 0 | 1 | 0 | 0 | 0 | 3 | 3.0 | |
| 12.4.24 | AT MIAMI | | | | | | | | | | | | | | | | | | | | |
| 12.14.24 | EVANSVILLE | | 07:29 | 1-3 | .333 | 0-1 | .000 | 0-0 | .000 | 1 | 0 | 1 | 2.4 | 0 | 0 | 0 | 0 | 0 | 2 | 2.9 | |
| 12.19.24 | AT DAYTON | | | | | | | | | | | | | | | | | | | | |
| 12.21.24 | WEST GEORGIA | | 11:13 | 1-2 | .500 | 1-1 | 1.000 | 0-2 | .000 | 1 | 4 | 5 | 2.8 | 1 | 1 | 1 | 0 | 1 | 3 | 2.9 | |
| 12.29.24 | ALABAMA A&M | | 04:01 | 1-1 | 1.000 | 0-0 | .000 | 0-0 | .000 | 0 | 0 | 0 | 2.4 | 0 | 0 | 0 | 0 | 0 | 2 | 2.8 | |
| 1.2.25 | GEORGIA | | | | | | | | | | | | | | | | | | | | |
| 1.5.25 | KENTUCKY | | | | | | | | | | | | | | | | | | | | |
| 1.9.25 | AT OLE MISS | | 04:09 | 0-1 | .000 | 0-1 | .000 | 0-0 | .000 | 0 | 0 | 0 | 2.2 | 0 | 0 | 1 | 0 | 0 | 0 | 2.5 | |
| 1.13.25 | AT LSU | | | | | | | | | | | | | | | | | | | | |
| 1.19.25 | TENNESSEE | | 03:24 | 0-0 | .000 | 0-0 | .000 | 0-0 | .000 | 0 | 0 | 0 | 2.0 | 0 | 0 | 0 | 0 | 0 | 0 | 2.3 | |
| 1.23.25 | ARKANSAS | | 10:55 | 2-5 | .400 | 1-4 | .250 | 0-0 | .000 | 1 | 3 | 4 | 2.2 | 1 | 1 | 0 | 1 | 0 | 5 | 2.5 | |
| 1.26.25 | AT ALABAMA | | | | | | | | | | | | | | | | | | | | |
| 1.30.25 | AT FLORIDA | | 10:33 | 3-4 | .750 | 1-2 | .500 | 0-0 | .000 | 0 | 2 | 2 | 2.2 | 0 | 1 | 1 | 0 | 0 | 7 | 2.8 | |
| 2.2.25 | OLE MISS | | 10:20 | 0-1 | .000 | 0-1 | .000 | 0-0 | .000 | 0 | 1 | 1 | 2.1 | 2 | 2 | 2 | 0 | 0 | 0 | 2.6 | |
| 2.6.25 | AT TEXAS | | 13:25 | 0-1 | .000 | 0-1 | .000 | 4-4 | 1.000 | 3 | 1 | 4 | 2.2 | 4 | 1 | 3 | 0 | 0 | 4 | 2.7 | |
| 2.13.25 | MISSISSIPPI STATE | | 09:28 | 1-2 | .500 | 1-2 | .500 | 0-0 | .000 | 1 | 0 | 1 | 2.1 | 1 | 1 | 0 | 0 | 0 | 3 | 2.8 | |
| 2.16.25 | AT AUBURN | | 10:43 | 2-3 | .667 | 2-3 | .667 | 0-0 | .000 | 0 | 0 | 0 | 2.0 | 1 | 0 | 0 | 0 | 0 | 6 | 2.9 | |
| 2.20.25 | AT OKLAHOMA | | 19:41 | 3-7 | .429 | 2-6 | .333 | 1-2 | .500 | 0 | 1 | 1 | 1.9 | 2 | 0 | 0 | 0 | 0 | 9 | 3.3 | |
| 2.23.25 | SOUTH CAROLINA | | 03:26 | 0-1 | .000 | 0-1 | .000 | 0-0 | .000 | 0 | 0 | 0 | 1.8 | 0 | 0 | 0 | 0 | 0 | 0 | 3.1 | |
| 2.27.25 | TEXAS A&M | | 17:16 | 5-5 | 1.000 | 4-4 | 1.000 | 0-0 | .000 | 0 | 1 | 1 | 1.8 | 0 | 1 | 1 | 0 | 1 | 14 | 3.7 | |
| 3.2.25 | AT MISSOURI | | 11:28 | 2-5 | .400 | 2-5 | .400 | 0-0 | .000 | 0 | 0 | 0 | 1.7 | 2 | 0 | 0 | 0 | 1 | 6 | 3.8 | |
| TOTAL | | 0 | 203:02 | 27-62 | .435 | 18-47 | .383 | 7-10 | .700 | 12 | 24 | 36 | 1.7 | 18 | 10 | 10 | 1 | 5 | 79 | 3.8 | |

CAREER STATS

| YEAR | GP | GS | MIN | AVG | FG | FGA | PCT | 3FG | 3FGA | 3PCT | FT | FTA | PCT | OFF | DEF | TOT | AVG | PF | FO | AST | TO | BLK | STL | PTS | AVG |
|---------------|-----------|-----------|-------------|-------------|------------|------------|-------------|-----------|------------|-------------|-----------|-----------|-------------|-----------|------------|------------|------------|-----------|----------|-----------|-----------|-----------|-----------|------------|------------|
| 2022-23* | 27 | 0 | 189 | 7.0 | 20 | 60 | .333 | 12 | 46 | .261 | 2 | 2 | 1.000 | 6 | 20 | 26 | 1.0 | 20 | 0 | 10 | 12 | 4 | 1 | 54 | 2.0 |
| 2023-24 | 33 | 28 | 698 | 21.2 | 80 | 225 | .356 | 52 | 141 | .369 | 12 | 16 | .750 | 14 | 57 | 71 | 2.2 | 54 | 1 | 25 | 40 | 17 | 10 | 224 | 6.8 |
| 2024-25 | 21 | 0 | 203 | 9.7 | 27 | 62 | .435 | 18 | 47 | .383 | 7 | 10 | .700 | 12 | 24 | 36 | 1.7 | 18 | 0 | 10 | 10 | 1 | 5 | 79 | 3.8 |
| VANDY | 54 | 28 | 901 | 16.7 | 107 | 287 | .373 | 70 | 188 | .372 | 19 | 26 | .731 | 26 | 81 | 107 | 2.0 | 72 | 1 | 35 | 50 | 18 | 15 | 303 | 5.6 |
| CAREER | 81 | 28 | 1090 | 13.5 | 127 | 347 | .366 | 82 | 234 | .350 | 21 | 28 | .750 | 32 | 101 | 133 | 1.6 | 92 | 1 | 45 | 62 | 22 | 16 | 357 | 4.4 |

*at Tennessee



14 AIYANA MITCHELL

@AiyanaMitchell17
@aiyanamitchell12
@aiyanajm22

F // 6-4 // So. // Colorado Springs, Colo. (Fountain-Fort Carson HS)

SEASON HIGHS

Points // 10 (2x), Last: Appalachian St. (12/1/24)
FG Made // 4 (2x), Last: Appalachian St. (12/1/24)
FG Attempts // 10, Appalachian St. (12/1/24)
3-Pt Made // --
3-Pt Attempt // --
FT Made // 5 (2x), Last: South Carolina (02/23/25)
FT Attempt // 6, vs. Arizona (11/26/24)
Rebounds // 7, at Auburn (02/16/25)
Assists // 2 (2x), Last: Miss. State (02/13/25)
Steals // 3 (2x), Last: Miss. State (02/13/25)
Blocks // 4, at Auburn (02/16/25)
Minutes // 21, at Auburn (02/16/25)

CAREER HIGHS

Points // 10 (2x), Last: Appalachian St. (12/1/24)
FG Made // 4 (2x), Last: Appalachian St. (12/1/24)
FG Attempts // 10, Appalachian St. (12/1/24)
3-Pt Made // --
3-Pt Attempt // --
FT Made // 5 (2x), Last: South Carolina (02/23/25)
FT Attempt // 6, vs. Arizona (11/26/24)
Rebounds // 7, at Auburn (02/16/25)
Assists // 2 (2x), Last: Miss. State (02/13/25)
Steals // 3 (2x), Last: Miss. State (02/13/25)
Blocks // 4, at Auburn (02/16/25)
Minutes // 21, at Auburn (02/16/25)

- Leads the team in blocks with 19
- Scored a career-high 10 points vs. Samford (Nov. 22) & App State (Dec. 1)
- Made her first career start vs. App State on Dec. 1 and matched her career-high in points scored with 10 pts
- Recorded a career-best 7 reb at Auburn (Feb. 16)
- Averaging a career-high 3.7 ppg and 3.0 rpg in 30 games in '24-25
- Appeared in all 30 games off the bench

| SUPERLATIVES | 24-25 CAREER | SUPERLATIVES | 24-25 CAREER |
|-----------------|--------------|------------------|--------------|
| 10+ POINTS | 2 | 3+ STEALS | 2 |
| 15+ POINTS | -- | 2+ BLOCKS | 5 |
| 20+ POINTS | -- | DOUBLE-DOUBLES | -- |
| 30+ POINTS | -- | LED VANDY IN PTS | -- |
| MADE 3+ 3-PT FG | -- | LED VANDY IN REB | 2 |
| 10+ REBS | -- | LED VANDY IN AST | -- |
| 3+ ASSISTS | -- | LED VANDY IN STL | 1 |
| | | LED VANDY IN BLK | 9 |

GAME-BY-GAME

| DATE | OPPONENT | GS | MIN | FGM/A | FG% | 3FG/A | 3P% | FTM/A | FG% | OFF | DEF | TOT | AVG | PF | AST | T/O | BLK | STL | PTS | AVG |
|--------------|-------------------|----------|---------------|--------------|-------------|------------|-------------|--------------|-------------|-----------|-----------|-----------|------------|-----------|-----------|-----------|-----------|-----------|------------|------------|
| 11.4.24 | LIPSCOMB | | 11:58 | 3-4 | .750 | 0-0 | .000 | 2-5 | .400 | 1 | 1 | 2 | 2.0 | 0 | 0 | 0 | 1 | 0 | 8 | 8.0 |
| 11.8.24 | AUSTIN PEAY | | 16:19 | 2-4 | .500 | 0-0 | .000 | 1-2 | .500 | 2 | 2 | 4 | 3.0 | 2 | 0 | 0 | 0 | 0 | 5 | 6.5 |
| 11.14.24 | AT SOUTH FLORIDA | | 12:20 | 1-3 | .333 | 0-0 | .000 | 0-0 | .000 | 3 | 2 | 5 | 3.7 | 1 | 0 | 0 | 0 | 1 | 2 | 5.0 |
| 11.17.24 | BUTLER | | 14:11 | 3-5 | .600 | 0-0 | .000 | 0-1 | .000 | 4 | 1 | 5 | 4.0 | 0 | 1 | 3 | 0 | 0 | 6 | 5.3 |
| 11.20.24 | HAMPTON | | 12:33 | 2-2 | 1.000 | 0-0 | .000 | 0-0 | .000 | 0 | 1 | 1 | 3.4 | 0 | 1 | 0 | 0 | 0 | 4 | 5.0 |
| 11.22.24 | SAMFORD | | 14:45 | 4-8 | .500 | 0-0 | .000 | 2-4 | .500 | 2 | 0 | 2 | 3.2 | 2 | 0 | 1 | 1 | 3 | 10 | 5.8 |
| 11.26.24 | VS. ARIZONA | | 04:01 | 0-0 | .000 | 0-0 | .000 | 5-6 | .833 | 2 | 0 | 2 | 3.0 | 3 | 0 | 1 | 0 | 0 | 5 | 5.7 |
| 11.27.24 | VS. MICHIGAN ST. | | 10:45 | 3-3 | 1.000 | 0-0 | .000 | 0-0 | .000 | 2 | 4 | 6 | 3.4 | 4 | 0 | 2 | 1 | 1 | 6 | 5.8 |
| 12.1.24 | APPALACHIAN ST. * | | 20:01 | 4-10 | .400 | 0-0 | .000 | 2-2 | 1.000 | 4 | 2 | 6 | 3.7 | 2 | 0 | 0 | 0 | 0 | 10 | 6.2 |
| 12.4.24 | AT MIAMI | | 02:11 | 1-1 | 1.000 | 0-0 | .000 | 0-0 | .000 | 0 | 0 | 0 | 3.3 | 2 | 0 | 1 | 0 | 0 | 2 | 5.8 |
| 12.14.24 | EVANSVILLE | | 12:17 | 2-3 | .667 | 0-0 | .000 | 0-0 | .000 | 1 | 3 | 4 | 3.4 | 1 | 0 | 0 | 2 | 2 | 4 | 5.6 |
| 12.19.24 | AT DAYTON | | 12:09 | 1-1 | 1.000 | 0-0 | .000 | 0-0 | .000 | 1 | 2 | 3 | 3.3 | 1 | 0 | 0 | 0 | 1 | 2 | 5.3 |
| 12.21.24 | WEST GEORGIA | | 16:07 | 2-4 | .500 | 0-0 | .000 | 4-4 | 1.000 | 3 | 2 | 5 | 3.5 | 0 | 2 | 0 | 2 | 0 | 8 | 5.5 |
| 12.29.24 | ALABAMA A&M | | 10:24 | 3-4 | .750 | 0-0 | .000 | 0-1 | .000 | 0 | 4 | 4 | 3.5 | 1 | 0 | 2 | 0 | 0 | 6 | 5.6 |
| 1.2.25 | GEORGIA | | 12:02 | 2-3 | .667 | 0-0 | .000 | 0-0 | .000 | 0 | 4 | 4 | 3.5 | 4 | 0 | 0 | 1 | 2 | 4 | 5.5 |
| 1.5.25 | KENTUCKY | | 09:03 | 1-1 | 1.000 | 0-0 | .000 | 2-4 | .500 | 1 | 0 | 1 | 3.4 | 0 | 0 | 0 | 0 | 0 | 4 | 5.4 |
| 1.9.25 | AT OLE MISS | | 12:10 | 1-1 | 1.000 | 0-0 | .000 | 0-0 | .000 | 0 | 3 | 3 | 3.4 | 1 | 1 | 1 | 0 | 0 | 2 | 5.2 |
| 1.13.25 | AT LSU | | 02:55 | 0-0 | .000 | 0-0 | .000 | 0-0 | .000 | 1 | 0 | 1 | 3.2 | 2 | 0 | 0 | 0 | 0 | 0 | 4.9 |
| 1.19.25 | TENNESSEE | | 05:48 | 0-1 | .000 | 0-0 | .000 | 0-0 | .000 | 2 | 0 | 2 | 3.2 | 2 | 0 | 1 | 0 | 0 | 0 | 4.6 |
| 1.23.25 | ARKANSAS | | 12:01 | 1-3 | .333 | 0-0 | .000 | 0-0 | .000 | 2 | 0 | 2 | 3.1 | 1 | 1 | 2 | 1 | 1 | 2 | 4.5 |
| 1.26.25 | AT ALABAMA | | 05:49 | 0-2 | .000 | 0-0 | .000 | 0-0 | .000 | 2 | 1 | 3 | 3.1 | 1 | 0 | 1 | 0 | 0 | 0 | 4.3 |
| 1.30.25 | AT FLORIDA | | 17:30 | 1-1 | 1.000 | 0-0 | .000 | 1-1 | 1.000 | 0 | 2 | 2 | 3.0 | 4 | 1 | 2 | 3 | 0 | 3 | 4.2 |
| 2.2.25 | OLE MISS | | 07:44 | 0-0 | .000 | 0-0 | .000 | 0-0 | .000 | 1 | 1 | 2 | 3.0 | 2 | 0 | 1 | 0 | 0 | 0 | 4.0 |
| 2.6.25 | AT TEXAS | | 09:53 | 2-2 | 1.000 | 0-0 | .000 | 0-0 | .000 | 0 | 3 | 3 | 3.0 | 0 | 0 | 0 | 1 | 0 | 4 | 4.0 |
| 2.13.25 | MISSISSIPPI STATE | | 18:12 | 0-4 | .000 | 0-0 | .000 | 0-0 | .000 | 1 | 3 | 4 | 3.0 | 2 | 2 | 1 | 2 | 3 | 0 | 3.9 |
| 2.16.25 | AT AUBURN | | 21:01 | 1-1 | 1.000 | 0-0 | .000 | 0-0 | .000 | 1 | 6 | 7 | 3.2 | 3 | 0 | 1 | 4 | 1 | 2 | 3.8 |
| 2.20.25 | AT OKLAHOMA | | 13:01 | 0-2 | .000 | 0-0 | .000 | 0-2 | .000 | 0 | 1 | 1 | 3.1 | 4 | 2 | 3 | 0 | 1 | 0 | 3.7 |
| 2.23.25 | SOUTH CAROLINA | | 14:16 | 2-5 | .400 | 0-0 | .000 | 5-5 | 1.000 | 1 | 2 | 3 | 3.1 | 2 | 1 | 3 | 0 | 0 | 9 | 3.9 |
| 2.27.25 | TEXAS A&M | | 06:57 | 0-2 | .000 | 0-0 | .000 | 2-2 | 1.000 | 0 | 1 | 1 | 3.0 | 0 | 0 | 0 | 0 | 0 | 2 | 3.8 |
| 3.2.25 | AT MISSOURI | | 06:42 | 1-2 | .500 | 0-0 | .000 | 0-0 | .000 | 0 | 1 | 1 | 3.0 | 0 | 1 | 0 | 0 | 0 | 2 | 3.7 |
| TOTAL | | 1 | 345:08 | 43-82 | .524 | 0-0 | .000 | 26-39 | .667 | 37 | 52 | 89 | 3.0 | 47 | 13 | 26 | 19 | 16 | 112 | 3.7 |

CAREER STATS

| YEAR | GP | GS | MIN | AVG | FG | FGA | PCT | 3FG | 3FGA | 3PCT | FT | FTA | PCT | OFF | DEF | TOT | AVG | PF | FO | AST | TO | BLK | STL | PTS | AVG |
|---------------|-----------|----------|------------|------------|-----------|-----------|-------------|----------|----------|-------------|-----------|-----------|-------------|-----------|-----------|------------|------------|-----------|----------|-----------|-----------|-----------|-----------|------------|------------|
| 2023-24 | 15 | 0 | 58 | 3.9 | 6 | 11 | .545 | 0 | 0 | .000 | 2 | 4 | .500 | 4 | 7 | 11 | 0.7 | 10 | 0 | 0 | 3 | 4 | 0 | 14 | 0.9 |
| 2024-25 | 30 | 1 | 345 | 11.5 | 43 | 82 | .524 | 0 | 0 | .000 | 26 | 39 | .667 | 37 | 52 | 89 | 3.0 | 47 | 0 | 13 | 26 | 19 | 16 | 112 | 3.7 |
| CAREER | 45 | 1 | 404 | 9.0 | 49 | 93 | .527 | 0 | 0 | .000 | 28 | 43 | .651 | 41 | 59 | 100 | 2.2 | 57 | 0 | 13 | 29 | 23 | 16 | 126 | 2.8 |



23 IYANA MOORE

@iyanamoore_
@yanam23
@imoore_23

G // 5-8 // Sr. // Milwaukee, Wis. (Blackman HS)

SEASON HIGHS

Points // 23, at LSU (01/13/25)
 FG Made // 7 (2x), Last: Arkansas (01/23/25)
 FG Attempts // 20, vs. Michigan State (11/27/24)
 3-Pt Made // 5 (2x), Last: at LSU (01/13/25)
 3-Pt Attempt // 13, Kentucky (01/05/25)
 FT Made // 6, at LSU (01/13/25)
 FT Attempt // 8, at LSU (01/13/25)
 Rebounds // 7, at Florida (01/30/25)
 Assists // 7 (3x), Last: at Missouri (03/02/25)
 Steals // 4, at Missouri (03/02/25)
 Blocks // 2, Georgia (01/02/25)
 Minutes // 40 (2x) Last: Miss. State (02/13/25)

CAREER HIGHS

Points // 37, at Kentucky (01/11/14)
 FG Made // 14, at Kentucky (01/11/14)
 FG Attempts // 21, Alabama State (12/28/21)
 3-Pt Made // 9, Alabama State (12/28/21)
 3-Pt Attempt // 13, Kentucky (01/05/25)
 FT Made // 9, vs. Iowa State (11/24/23)
 FT Attempt // 10, vs. Iowa State (11/24/23)
 Rebounds // 9, at Missouri (02/29/24)
 Assists // 8, at Kentucky (02/17/22)
 Steals // 4 (5x), Last: at Missouri (03/02/25)
 Blocks // 2, Georgia (01/02/25)
 Minutes // 43, Alabama (02/06/22)

- Scored a season-high 23 pts at No. 5/4 LSU (Jan. 13)
- Third on the team in scoring at 12.1 ppg
- Her 1,265 pts ranks 23rd in Vanderbilt history
- Became the 42nd Commodore to score 1,000 pts on Dec. 1 vs. App State
- Her career 193 made 3-point FG pts ranks 8th in Vanderbilt history

| SUPERLATIVES | | 24-25 CAREER | | SUPERLATIVES | | 24-25 CAREER | |
|-----------------|----|--------------|------------------|--------------|----|--------------|--|
| 10+ POINTS | 20 | 63 | 3+ STEALS | 4 | 16 | | |
| 15+ POINTS | 11 | 38 | 2+ BLOCKS | 1 | 1 | | |
| 20+ POINTS | 2 | 15 | DOUBLE-DOUBLES | -- | -- | | |
| 30+ POINTS | -- | 2 | LED VANDY IN PTS | 1 | 30 | | |
| MADE 3+ 3-PT FG | 11 | 30 | LED VANDY IN REB | -- | -- | | |
| 10+ REBS | -- | -- | LED VANDY IN AST | 7 | 19 | | |
| 3+ ASSISTS | 11 | 42 | LED VANDY IN STL | 3 | 12 | | |
| | | | LED VANDY IN BLK | 3 | 7 | | |

GAME-BY-GAME

| DATE | OPPONENT | GS | MIN | FGM/A | FG% | 3FG/A | 3P% | FTM/A | FG% | OFF | DEF | TOT | AVG | PF | AST | T/O | BLK | STL | PTS | AVG | |
|--------------|-------------------|----|-----------|---------------|----------------|-------------|---------------|-------------|--------------|-------------|-----------|-----------|-----------|------------|-----------|-----------|-----------|----------|-----------|------------|-------------|
| 11.4.24 | LIPSCOMB | * | 27:18 | 6-12 | .500 | 2-4 | .500 | 1-1 | 1.000 | 3 | 3 | 6 | 6.0 | 1 | 1 | 1 | 0 | 1 | 15 | 15.0 | |
| 11.8.24 | AUSTIN PEAY | * | 24:23 | 5-8 | .625 | 1-3 | .333 | 5-6 | .833 | 1 | 2 | 3 | 4.5 | 3 | 3 | 2 | 0 | 0 | 16 | 15.5 | |
| 11.14.24 | AT SOUTH FLORIDA | | 12:04 | 1-3 | .333 | 0-2 | .000 | 0-2 | .000 | 0 | 0 | 0 | 3.0 | 2 | 0 | 0 | 0 | 0 | 2 | 11.0 | |
| 11.17.24 | BUTLER | | | | | | | | | | | | | | | | | | | | |
| DNP - INJURY | | | | | | | | | | | | | | | | | | | | | |
| 11.20.24 | HAMPTON | * | 22:16 | 5-10 | .500 | 2-7 | .286 | 0-0 | .000 | 0 | 3 | 3 | 3.0 | 0 | 1 | 1 | 0 | 0 | 12 | 11.3 | |
| 11.22.24 | SAMFORD | * | 34:08 | 4-10 | .400 | 3-7 | .429 | 0-0 | .000 | 1 | 5 | 6 | 3.6 | 3 | 2 | 1 | 0 | 1 | 11 | 11.2 | |
| 11.26.24 | VS. ARIZONA | * | 37:20 | 1-9 | .111 | 1-2 | .500 | 0-0 | .000 | 0 | 0 | 0 | 3.0 | 3 | 4 | 7 | 0 | 3 | 3 | 9.8 | |
| 11.27.24 | VS. MICHIGAN ST. | * | 40:00 | 5-20 | .250 | 2-7 | .286 | 5-7 | .714 | 0 | 4 | 4 | 3.1 | 4 | 3 | 8 | 0 | 0 | 17 | 10.9 | |
| 12.1.24 | APPALACHIAN ST. | * | 25:43 | 4-11 | .364 | 3-9 | .333 | 2-2 | 1.000 | 0 | 2 | 2 | 3.0 | 1 | 2 | 1 | 0 | 0 | 13 | 11.1 | |
| 12.4.24 | AT MIAMI | * | 35:21 | 4-11 | .364 | 3-6 | .500 | 2-2 | 1.000 | 1 | 2 | 3 | 3.0 | 2 | 7 | 5 | 1 | 2 | 13 | 11.3 | |
| 12.14.24 | EVANSVILLE | * | 20:25 | 3-10 | .300 | 1-7 | .143 | 3-4 | .750 | 0 | 1 | 1 | 2.8 | 4 | 3 | 0 | 1 | 0 | 10 | 11.2 | |
| 12.19.24 | AT DAYTON | * | 38:36 | 5-16 | .313 | 4-9 | .444 | 0-0 | .000 | 0 | 3 | 3 | 2.8 | 2 | 4 | 3 | 0 | 1 | 14 | 11.5 | |
| 12.21.24 | WEST GEORGIA | * | 21:29 | 5-16 | .313 | 3-9 | .333 | 3-4 | .750 | 1 | 1 | 2 | 2.8 | 0 | 0 | 2 | 0 | 1 | 16 | 11.8 | |
| 12.29.24 | ALABAMA A&M | * | 33:44 | 7-17 | .412 | 2-7 | .286 | 0-0 | .000 | 2 | 2 | 4 | 2.8 | 1 | 7 | 2 | 0 | 1 | 16 | 12.2 | |
| 1.2.25 | GEORGIA | * | 35:22 | 5-10 | .500 | 3-6 | .500 | 3-3 | 1.000 | 2 | 1 | 3 | 2.9 | 3 | 4 | 2 | 2 | 0 | 16 | 12.4 | |
| 1.5.25 | KENTUCKY | * | 36:27 | 5-16 | .313 | 5-13 | .385 | 2-2 | 1.000 | 1 | 1 | 2 | 2.8 | 4 | 2 | 2 | 0 | 1 | 17 | 12.7 | |
| 1.9.25 | AT OLE MISS | * | 37:52 | 5-13 | .385 | 2-7 | .286 | 2-2 | 1.000 | 0 | 4 | 4 | 2.9 | 0 | 2 | 3 | 0 | 2 | 14 | 12.8 | |
| 1.13.25 | AT LSU | * | 38:32 | 6-10 | .600 | 5-8 | .625 | 6-8 | .750 | 1 | 1 | 2 | 2.8 | 3 | 0 | 2 | 0 | 3 | 23 | 13.4 | |
| 1.19.25 | TENNESSEE | * | 37:57 | 7-16 | .438 | 3-8 | .375 | 0-0 | .000 | 2 | 4 | 6 | 3.0 | 1 | 2 | 2 | 1 | 0 | 17 | 13.6 | |
| 1.23.25 | ARKANSAS | * | 28:05 | 7-12 | .583 | 2-4 | .500 | 2-2 | 1.000 | 0 | 2 | 2 | 2.9 | 0 | 0 | 3 | 0 | 2 | 18 | 13.8 | |
| 1.26.25 | AT ALABAMA | * | 38:53 | 3-12 | .250 | 0-5 | .000 | 2-2 | 1.000 | 0 | 0 | 0 | 2.8 | 2 | 2 | 2 | 0 | 1 | 8 | 13.6 | |
| 1.30.25 | AT FLORIDA | * | 32:05 | 8-16 | .500 | 3-7 | .429 | 3-4 | .750 | 3 | 4 | 7 | 3.0 | 5 | 6 | 5 | 0 | 1 | 22 | 14.0 | |
| 2.2.25 | OLE MISS | * | 39:06 | 3-13 | .231 | 1-4 | .250 | 3-3 | 1.000 | 2 | 2 | 4 | 3.0 | 2 | 1 | 3 | 0 | 1 | 10 | 13.8 | |
| 2.6.25 | AT TEXAS | * | 33:21 | 2-8 | .250 | 1-4 | .250 | 2-2 | 1.000 | 1 | 2 | 3 | 3.0 | 5 | 1 | 4 | 0 | 1 | 7 | 13.5 | |
| 2.13.25 | MISSISSIPPI STATE | * | 40:21 | 3-12 | .250 | 0-6 | .000 | 4-4 | 1.000 | 0 | 0 | 0 | 2.9 | 4 | 5 | 1 | 0 | 3 | 10 | 13.3 | |
| 2.16.25 | AT AUBURN | * | 19:09 | 1-4 | .250 | 0-2 | .000 | 0-0 | .000 | 1 | 2 | 3 | 2.9 | 0 | 1 | 0 | 0 | 0 | 2 | 12.9 | |
| 2.20.25 | AT OKLAHOMA | * | 14:18 | 1-5 | .200 | 1-4 | .250 | 0-0 | .000 | 1 | 1 | 2 | 2.9 | 0 | 2 | 1 | 0 | 0 | 3 | 12.5 | |
| 2.23.25 | SOUTH CAROLINA | * | 21:20 | 0-4 | .000 | 0-2 | .000 | 1-2 | .500 | 1 | 1 | 2 | 2.9 | 3 | 2 | 4 | 0 | 1 | 1 | 12.1 | |
| 2.27.25 | TEXAS A&M | * | 17:22 | 3-6 | .500 | 2-5 | .400 | 0-0 | .000 | 0 | 0 | 0 | 2.8 | 1 | 1 | 2 | 0 | 1 | 8 | 11.9 | |
| 3.2.25 | AT MISSOURI | * | 32:09 | 6-12 | .500 | 2-8 | .250 | 4-4 | 1.000 | 0 | 1 | 1 | 2.7 | 2 | 7 | 1 | 0 | 4 | 18 | 12.1 | |
| TOTAL | | | 28 | 875:06 | 120-322 | .373 | 57-172 | .331 | 55-66 | .833 | 24 | 54 | 78 | 2.7 | 61 | 75 | 70 | 5 | 31 | 352 | 12.1 |

CAREER STATS

| YEAR | GP | GS | MIN | AVG | FG | FGA | PCT | 3FG | 3FGA | 3PCT | FT | FTA | PCT | OFF | DEF | TOT | AVG | PF | FO | AST | TO | BLK | STL | PTS | AVG |
|---------------|-----------------------------|-----------|-------------|-------------|------------|-------------|-------------|------------|------------|-------------|------------|------------|-------------|-----------|------------|------------|------------|------------|----------|------------|------------|-----------|------------|-------------|-------------|
| 2021-22 | 35 | 17 | 1136 | 32.5 | 148 | 396 | .374 | 79 | 207 | .382 | 69 | 86 | .802 | 32 | 71 | 103 | 2.9 | 67 | 1 | 89 | 99 | 6 | 55 | 444 | 12.7 |
| 2022-23 | MISSED SEASON DUE TO INJURY | | | | | | | | | | | | | | | | | | | | | | | | |
| 2023-24 | 33 | 33 | 1089 | 33.0 | 151 | 399 | .378 | 57 | 171 | .333 | 110 | 133 | .827 | 32 | 83 | 115 | 3.5 | 81 | 0 | 91 | 83 | 3 | 45 | 469 | 14.2 |
| 2024-25 | 29 | 28 | 875 | 30.2 | 120 | 322 | .373 | 57 | 172 | .331 | 55 | 66 | .833 | 24 | 54 | 78 | 2.7 | 61 | 2 | 75 | 70 | 5 | 31 | 352 | 12.1 |
| CAREER | 97 | 78 | 3101 | 32.0 | 419 | 1117 | .375 | 193 | 550 | .351 | 234 | 285 | .821 | 88 | 208 | 296 | 3.1 | 209 | 3 | 255 | 252 | 14 | 131 | 1265 | 13.0 |



24 AGA MAKURAT

@a.makurat24

G // 6-3 // So. // Sierakowice, Poland (Sopocka Akademia Tenisowa)

SEASON HIGHS

Points // 10, App State (12/1/24)
 FG Made // 4, App State (12/1/24)
 FG Attempts // 8 (2x), Last: App State (12/1/24)
 3-Pt Made // 2 (4x), Last: at Missouri (03/02/25)
 3-Pt Attempt // 6, at South Florida (11/14/24)
 FT Made // 1, App State (12/1/24)
 FT Attempt // 1, App State (12/1/24)
 Rebounds // 5 (2x), Last: West Georgia (12/21/24)
 Assists // 3, App State (12/1/24)
 Steals // 1 (3x), Last: Alabama A&M (12/29/24)
 Blocks // 2 (2x), Last: Hampton (11/20/24)
 Minutes // 20, App State (12/1/24)

CAREER HIGHS

Points // 18 (2x), Last: at South Carolina (01/28/24)
 FG Made // 6, at South Carolina (01/28/24)
 FG Attempts // 9 (3x), Last: at South Carolina (01/28/24)
 3-Pt Made // 5, Western Kentucky (11/15/23)
 3-Pt Attempt // 7 (2x), Last: at South Carolina (01/28/24)
 FT Made // 3, Western Kentucky (11/15/23)
 FT Attempt // 4, Western Kentucky (11/15/23)
 Rebounds // 7, at South Carolina (01/28/24)
 Assists // 3 (3x), Last: App State (12/1/24)
 Steals // 2, Kennesaw State (11/06/23)
 Blocks // 3, Florida (01/07/24)
 Minutes // 24, at South Carolina (01/28/24)

- Scored a season-high 10 pts vs. App State (Dec. 1)
- Played in 14 games off the bench this season
- Appeared in 47 games and made three starts at Vanderbilt
- Shot 32.2% from behind the arc in '23-24
- Led the Commodores in scoring twice in '23-24

| | SUPERLATIVES | 24-25 CAREER | SUPERLATIVES | 24-25 CAREER |
|-----------------|--------------|--------------|------------------|--------------|
| 10+ POINTS | 1 | 4 | 3+ STEALS | -- -- |
| 15+ POINTS | -- | 2 | 2+ BLOCKS | 2 5 |
| 20+ POINTS | -- | -- | DOUBLE-DOUBLES | -- -- |
| 30+ POINTS | -- | -- | LED VANDY IN PTS | -- 2 |
| MADE 3+ 3-PT FG | -- | 3 | LED VANDY IN REB | -- 1 |
| 10+ REBS | -- | -- | LED VANDY IN AST | -- -- |
| 3+ ASSISTS | 1 | 3 | LED VANDY IN STL | -- -- |
| | | | LED VANDY IN BLK | -- 7 |

GAME-BY-GAME

| DATE | OPPONENT | GS | MIN | FGM/A | FG% | 3FG/A | 3P% | FTM/A | FG% | OFF | DEF | TOT | AVG | PF | AST | T/O | BLK | STL | PTS | AVG |
|--------------|-------------------|----------|---------------|--------------|-------------|--------------|-------------|------------|--------------|----------|-----------|-----------|------------|----------|-----------|----------|----------|----------|-----------|------------|
| 11.4.24 | LIPSCOMB | | 18:13 | 1-8 | .125 | 1-5 | .200 | 0-0 | .000 | 1 | 3 | 4 | 4.0 | 1 | 0 | 1 | 0 | 0 | 3 | 3.0 |
| 11.8.24 | AUSTIN PEAY | | 17:21 | 2-5 | .400 | 2-5 | .400 | 0-0 | .000 | 0 | 4 | 4 | 4.0 | 1 | 2 | 1 | 2 | 0 | 6 | 4.5 |
| 11.14.24 | AT SOUTH FLORIDA | | 14:16 | 1-7 | .143 | 0-6 | .000 | 0-0 | .000 | 1 | 1 | 2 | 3.3 | 0 | 0 | 0 | 0 | 0 | 2 | 3.7 |
| 11.17.24 | BUTLER | | 07:12 | 1-2 | .500 | 1-1 | 1.000 | 0-0 | .000 | 0 | 0 | 0 | 2.5 | 1 | 1 | 1 | 0 | 1 | 3 | 3.5 |
| 11.20.24 | HAMPTON | | 16:30 | 2-5 | .400 | 2-5 | .400 | 0-0 | .000 | 1 | 4 | 5 | 3.0 | 0 | 1 | 0 | 2 | 0 | 6 | 4.0 |
| 11.22.24 | SAMFORD | | 04:02 | 0-2 | .000 | 0-1 | .000 | 0-0 | .000 | 0 | 1 | 1 | 2.7 | 0 | 0 | 1 | 0 | 0 | 0 | 3.3 |
| 11.26.24 | VS. ARIZONA | | | | | | | | | | | | | | | | | | | |
| 11.27.24 | VS. MICHIGAN ST. | | | | | | | | | | | | | | | | | | | |
| 12.1.24 | APPALACHIAN ST. | | 19:47 | 4-8 | .500 | 1-4 | .250 | 1-1 | 1.000 | 1 | 3 | 4 | 2.9 | 0 | 3 | 1 | 0 | 1 | 10 | 4.3 |
| 12.4.24 | AT MIAMI | | | | | | | | | | | | | | | | | | | |
| 12.14.24 | EVANSVILLE | | 07:45 | 0-3 | .000 | 0-3 | .000 | 0-0 | .000 | 0 | 2 | 2 | 2.8 | 0 | 0 | 1 | 0 | 0 | 0 | 3.8 |
| 12.19.24 | AT DAYTON | | | | | | | | | | | | | | | | | | | |
| 12.21.24 | WEST GEORGIA | | 16:42 | 0-4 | .000 | 0-4 | .000 | 0-0 | .000 | 3 | 2 | 5 | 3.0 | 0 | 2 | 1 | 1 | 0 | 0 | 3.3 |
| 12.29.24 | ALABAMA A&M | | 07:14 | 3-4 | .750 | 2-3 | .667 | 0-0 | .000 | 0 | 0 | 0 | 2.7 | 0 | 0 | 0 | 0 | 1 | 8 | 3.8 |
| 1.2.25 | GEORGIA | | | | | | | | | | | | | | | | | | | |
| 1.5.25 | KENTUCKY | | | | | | | | | | | | | | | | | | | |
| 1.9.25 | AT OLE MISS | | | | | | | | | | | | | | | | | | | |
| 1.13.25 | AT LSU | | | | | | | | | | | | | | | | | | | |
| 1.19.25 | TENNESSEE | | | | | | | | | | | | | | | | | | | |
| 1.23.25 | ARKANSAS | | 02:55 | 0-1 | .000 | 0-1 | .000 | 0-0 | .000 | 0 | 0 | 0 | 2.5 | 0 | 1 | 0 | 0 | 0 | 0 | 3.5 |
| 1.26.25 | AT ALABAMA | | | | | | | | | | | | | | | | | | | |
| 1.30.25 | AT FLORIDA | | | | | | | | | | | | | | | | | | | |
| 2.2.25 | OLE MISS | | | | | | | | | | | | | | | | | | | |
| 2.6.25 | AT TEXAS | | | | | | | | | | | | | | | | | | | |
| 2.13.25 | MISSISSIPPI STATE | | | | | | | | | | | | | | | | | | | |
| 2.16.25 | AT AUBURN | | | | | | | | | | | | | | | | | | | |
| 2.20.25 | AT OKLAHOMA | | 01:16 | 1-1 | 1.000 | 1-1 | 1.000 | 0-0 | .000 | 0 | 0 | 0 | 2.3 | 0 | 0 | 0 | 0 | 0 | 3 | 3.4 |
| 2.23.25 | SOUTH CAROLINA | | | | | | | | | | | | | | | | | | | |
| 2.27.25 | TEXAS A&M | | 04:54 | 0-1 | .000 | 0-1 | .000 | 0-0 | .000 | 0 | 0 | 0 | 2.1 | 0 | 0 | 0 | 0 | 0 | 0 | 3.2 |
| 3.2.25 | AT MISSOURI | | 04:31 | 2-2 | 1.000 | 2-2 | 1.000 | 0-0 | .000 | 0 | 1 | 1 | 2.0 | 2 | 0 | 0 | 0 | 0 | 6 | 3.4 |
| TOTAL | | 0 | 142:39 | 17-53 | .321 | 12-42 | .286 | 1-1 | 1.000 | 7 | 21 | 28 | 2.0 | 5 | 10 | 7 | 5 | 3 | 47 | 3.4 |

CAREER STATS

| YEAR | GP | GS | MIN | AVG | FG | FGA | PCT | 3FG | 3FGA | 3PCT | FT | FTA | PCT | OFF | DEF | TOT | AVG | PF | FO | AST | TO | BLK | STL | PTS | AVG |
|---------------|-----------|----------|------------|-------------|-----------|------------|-------------|-----------|------------|-------------|-----------|-----------|-------------|-----------|-----------|-----------|------------|-----------|----------|-----------|-----------|-----------|-----------|------------|------------|
| 2023-24 | 33 | 3 | 469 | 14.2 | 44 | 129 | .341 | 29 | 90 | .322 | 11 | 14 | .786 | 12 | 37 | 49 | 1.5 | 29 | 0 | 19 | 32 | 13 | 10 | 128 | 3.9 |
| 2024-25 | 14 | 0 | 143 | 10.2 | 17 | 53 | .321 | 12 | 42 | .28 | 1 | 1 | 1.000 | 7 | 21 | 28 | 2.0 | 5 | 0 | 10 | 7 | 5 | 3 | 47 | 3.4 |
| CAREER | 47 | 3 | 612 | 13.0 | 61 | 182 | .335 | 41 | 132 | .311 | 12 | 15 | .800 | 19 | 58 | 77 | 1.6 | 34 | 0 | 29 | 39 | 18 | 13 | 175 | 3.7 |



30 TRINITY WILSON

@trinityy.wilsonn
 @trinitywilson_bts
 @TrinityWilson30

F // 6-3 // Fr. // Lakeville, Minn. (Lakeville North HS)

SEASON HIGHS

Points // 6, West Georgia (12/21/24)
 FG Made // 3, West Georgia (12/21/24)
 FG Attempts // 5, West Georgia (12/21/24)
 3-Pt Made // --
 3-Pt Attempt // --
 FT Made // 1, App State (12/1/24)
 FT Attempt // 2, Austin Peay (11/8/24)
 Rebounds // 5 (2x), Last: Austin Peay (11/8/24)
 Assists // 2, at Missouri (03/02/25)
 Steals // --
 Blocks // 1 (2x), Last: West Georgia (12/21/24)
 Minutes // 11, Lipscomb (11/4/24)

CAREER HIGHS

Points // 6, West Georgia (12/21/24)
 FG Made // 3, West Georgia (12/21/24)
 FG Attempts // 5, West Georgia (12/21/24)
 3-Pt Made // --
 3-Pt Attempt // --
 FT Made // 1, App State (12/1/24)
 FT Attempt // 2, Austin Peay (11/8/24)
 Rebounds // 5 (2x), Last: Austin Peay (11/8/24)
 Assists // 2, at Missouri (03/02/25)
 Steals // --
 Blocks // 1 (2x), Last: West Georgia (12/21/24)
 Minutes // 11, Lipscomb (11/4/24)

- Played in 12 games this season
- Pulled down 5 reb and scored 2 pts in her debut vs. Lipscomb (11/4/24)
- Scored a career-high 6 points vs. West Georgia on 12.21
- Ranked the fifth-best player in Minnesota according to PrepGirlsHoops.com
- Collected over 1,000 pts and 1,000 reb during her prep career
- All-state honorable mention ('23)

| SUPERLATIVES | 24-25 CAREER | SUPERLATIVES | 24-25 CAREER |
|-----------------|--------------|------------------|--------------|
| 10+ POINTS | -- -- | 3+ STEALS | -- -- |
| 15+ POINTS | -- -- | 2+ BLOCKS | -- -- |
| 20+ POINTS | -- -- | DOUBLE-DOUBLES | -- -- |
| 30+ POINTS | -- -- | LED VANDY IN PTS | -- -- |
| MADE 3+ 3-PT FG | -- -- | LED VANDY IN REB | -- -- |
| 10+ REBS | -- -- | LED VANDY IN AST | -- -- |
| 3+ ASSISTS | -- -- | LED VANDY IN STL | -- -- |
| | | LED VANDY IN BLK | -- -- |

GAME-BY-GAME

| DATE | OPPONENT | GS | MIN | FGM/A | FG% | 3FG/A | 3P% | FTM/A | FG% | OFF | DEF | TOT | AVG | PF | AST | T/O | BLK | STL | PTS | AVG |
|--------------|-------------------|----------|--------------|-------------|-------------|------------|------------|------------|-------------|----------|-----------|-----------|------------|----------|----------|----------|----------|----------|-----------|------------|
| 11.4.24 | LIPSCOMB | | 10:31 | 1-4 | .250 | 0-0 | .000 | 0-0 | .000 | 2 | 3 | 5 | 5.0 | 1 | 1 | 1 | 0 | 0 | 2 | 2.0 |
| 11.8.24 | AUSTIN PEAY | | 05:09 | 2-4 | .500 | 0-0 | .000 | 0-2 | .000 | 2 | 3 | 5 | 5.0 | 1 | 0 | 0 | 0 | 0 | 4 | 3.0 |
| 11.14.24 | AT SOUTH FLORIDA | | | | | | | | | | | | | | | | | | | |
| 11.17.24 | BUTLER | | 02:31 | 0-0 | .000 | 0-0 | .000 | 0-0 | .000 | 0 | 0 | 0 | 3.3 | 0 | 0 | 0 | 0 | 0 | 0 | 2.0 |
| 11.20.24 | HAMPTON | | 03:57 | 0-1 | .000 | 0-0 | .000 | 0-0 | .000 | 0 | 0 | 0 | 2.5 | 0 | 1 | 0 | 1 | 0 | 0 | 1.5 |
| 11.22.24 | SAMFORD | | | | | | | | | | | | | | | | | | | |
| 11.26.24 | VS. ARIZONA | | | | | | | | | | | | | | | | | | | |
| 11.27.24 | VS. MICHIGAN ST. | | | | | | | | | | | | | | | | | | | |
| 12.1.24 | APPALACHIAN ST. | | 08:30 | 1-4 | .250 | 0-0 | .000 | 1-1 | 1.000 | 0 | 0 | 0 | 2.0 | 0 | 1 | 0 | 0 | 0 | 3 | 1.8 |
| 12.4.24 | AT MIAMI | | | | | | | | | | | | | | | | | | | |
| 12.14.24 | EVANSVILLE | | 02:48 | 1-3 | .333 | 0-0 | .000 | 0-0 | .000 | 1 | 1 | 2 | 2.0 | 0 | 0 | 0 | 0 | 0 | 2 | 1.8 |
| 12.19.24 | AT DAYTON | | | | | | | | | | | | | | | | | | | |
| 12.21.24 | WEST GEORGIA | | 06:43 | 3-5 | .600 | 0-0 | .000 | 0-0 | .000 | 0 | 2 | 2 | 2.0 | 0 | 1 | 1 | 1 | 0 | 6 | 2.4 |
| 12.29.24 | ALABAMA A&M | | 01:51 | 0-0 | .000 | 0-0 | .000 | 0-0 | .000 | 0 | 0 | 0 | 1.8 | 0 | 1 | 0 | 0 | 0 | 0 | 2.1 |
| 1.2.25 | GEORGIA | | | | | | | | | | | | | | | | | | | |
| 1.5.25 | KENTUCKY | | | | | | | | | | | | | | | | | | | |
| 1.9.25 | AT OLE MISS | | 02:40 | 0-0 | .000 | 0-0 | .000 | 0-0 | .000 | 0 | 0 | 0 | 1.6 | 1 | 0 | 1 | 0 | 0 | 0 | 1.9 |
| 1.13.25 | AT LSU | | | | | | | | | | | | | | | | | | | |
| 1.19.25 | TENNESSEE | | | | | | | | | | | | | | | | | | | |
| 1.23.25 | ARKANSAS | | 02:55 | 0-0 | .000 | 0-0 | .000 | 0-0 | .000 | 0 | 0 | 0 | 1.4 | 1 | 0 | 0 | 0 | 0 | 0 | 1.7 |
| 1.26.25 | AT ALABAMA | | | | | | | | | | | | | | | | | | | |
| 1.30.25 | AT FLORIDA | | | | | | | | | | | | | | | | | | | |
| 2.2.25 | OLE MISS | | | | | | | | | | | | | | | | | | | |
| 2.6.25 | AT TEXAS | | | | | | | | | | | | | | | | | | | |
| 2.13.25 | MISSISSIPPI STATE | | | | | | | | | | | | | | | | | | | |
| 2.16.25 | AT AUBURN | | | | | | | | | | | | | | | | | | | |
| 2.20.25 | AT OKLAHOMA | | | | | | | | | | | | | | | | | | | |
| 2.23.25 | SOUTH CAROLINA | | | | | | | | | | | | | | | | | | | |
| 2.27.25 | TEXAS A&M | | 03:06 | 0-0 | .000 | 0-0 | .000 | 0-0 | .000 | 0 | 0 | 0 | 1.3 | 2 | 1 | 0 | 0 | 0 | 0 | 1.5 |
| 3.2.25 | AT MISSOURI | | 04:31 | 0-0 | .000 | 0-0 | .000 | 0-0 | .000 | 0 | 1 | 1 | 1.3 | 0 | 2 | 0 | 0 | 0 | 0 | 1.4 |
| TOTAL | | 0 | 55:12 | 8-21 | .381 | 0-0 | .00 | 1-3 | .333 | 5 | 10 | 15 | 1.3 | 6 | 8 | 3 | 2 | 0 | 17 | 1.4 |

CAREER STATS

| YEAR | GP | GS | MIN | AVG | FG | FGA | PCT | 3FG | 3FGA | 3PCT | FT | FTA | PCT | OFF | DEF | TOT | AVG | PF | FO | AST | TO | BLK | STL | PTS | AVG |
|---------------|-----------|----------|-----------|------------|----------|-----------|-------------|----------|----------|-------------|----------|----------|-------------|----------|-----------|-----------|------------|----------|----------|----------|----------|----------|----------|-----------|------------|
| 2024-25 | 12 | 0 | 55 | 4.6 | 8 | 21 | .381 | 0 | 0 | .000 | 1 | 3 | .333 | 5 | 10 | 15 | 1.3 | 6 | 0 | 8 | 3 | 2 | 0 | 17 | 1.4 |
| CAREER | 12 | 0 | 55 | 4.6 | 8 | 21 | .381 | 0 | 0 | .000 | 1 | 3 | .333 | 5 | 10 | 15 | 1.3 | 6 | 0 | 8 | 3 | 2 | 0 | 17 | 1.4 |



35 SACHA WASHINGTON

@sacha_washington
@sacha_washington
@sachaw33

F // 6-2 // Sr. // Lawrenceville, Ga. (Collins Hill HS)

SEASON HIGHS

Points // --
FG Made // --
FG Attempts // --
3-Pt Made // --
3-Pt Attempt // --
FT Made // --
FT Attempt // --
Rebounds // --
Assists // --
Steals // --
Blocks // --
Minutes // --

CAREER HIGHS

Points // 33, Louisiana Tech (12/03/23)
FG Made // 15, Louisiana Tech (12/03/23)
FG Attempts // 20, Louisiana Tech (12/03/23)
3-Pt Made // --
3-Pt Attempt // 1, Lipscomb (12/18/22)
FT Made // 10, Fairfield (11/12/23)
FT Attempt // 16, Fairfield (11/12/23)
Rebounds // 17, Fairfield (11/12/23)
Assists // 7, Fairfield (11/12/23)
Steals // 8, Louisiana Tech (12/03/23)
Blocks // 6, Dayton (12/20/23)
Minutes // 40, vs. Florida (03/07/24)

- Utilizing Medical Redshirt in '24-25
- Preseason Cheryl Miller Award Watch List ('25)
- Appeared in 99 games and made 72 starts in three seasons at Vanderbilt
- Averaged a career-best 12.1 ppg as a junior
- Led the team with 8 double-doubles in '23-24
- Led Vandy with 7.9 rpg in '23-24
- All-SEC freshman team ('22)

| SUPERLATIVES | 24-25 CAREER | SUPERLATIVES | 24-25 CAREER |
|-----------------|--------------|------------------|--------------|
| 10+ POINTS | -- 48 | 3+ STEALS | -- 9 |
| 15+ POINTS | -- 20 | 2+ BLOCKS | -- 28 |
| 20+ POINTS | -- 6 | DOUBLE-DOUBLES | -- 22 |
| 30+ POINTS | -- 1 | LED VANDY IN PTS | -- 13 |
| MADE 3+ 3-PT FG | -- -- | LED VANDY IN REB | -- 53 |
| 10+ REBS | -- 24 | LED VANDY IN AST | -- 5 |
| 3+ ASSISTS | -- 8 | LED VANDY IN STL | -- 5 |
| | | LED VANDY IN BLK | -- 54 |

GAME-BY-GAME

| DATE | OPPONENT | GS | MIN | FGM/A | FG% | 3FG/A | 3P% | FTM/A | FG% | OFF | DEF | TOT | AVG | PF | AST | T/O | BLK | STL | PTS | AVG | |
|--------------|-------------------|----------|--------------|------------|-------------|------------|-------------|------------|-------------|----------|----------|----------|------------|----------|----------|----------|----------|----------|----------|----------|------------|
| 11.4.24 | LIPSCOMB | | | | | | | | | | | | | | | | | | | | |
| 11.8.24 | AUSTIN PEAY | | | | | | | | | | | | | | | | | | | | |
| 11.14.24 | AT SOUTH FLORIDA | | | | | | | | | | | | | | | | | | | | |
| 11.17.24 | BUTLER | | | | | | | | | | | | | | | | | | | | |
| 11.20.24 | HAMPTON | | | | | | | | | | | | | | | | | | | | |
| 11.22.24 | SAMFORD | | | | | | | | | | | | | | | | | | | | |
| 11.26.24 | VS. ARIZONA | | | | | | | | | | | | | | | | | | | | |
| 11.27.24 | VS. MICHIGAN ST. | | | | | | | | | | | | | | | | | | | | |
| 12.1.24 | APPALACHIAN ST. | | | | | | | | | | | | | | | | | | | | |
| 12.4.24 | AT MIAMI | | | | | | | | | | | | | | | | | | | | |
| 12.14.24 | EVANSVILLE | | | | | | | | | | | | | | | | | | | | |
| 12.19.24 | AT DAYTON | | | | | | | | | | | | | | | | | | | | |
| 12.21.24 | WEST GEORGIA | | | | | | | | | | | | | | | | | | | | |
| 12.29.24 | ALABAMA A&M | | | | | | | | | | | | | | | | | | | | |
| 1.2.25 | GEORGIA | | | | | | | | | | | | | | | | | | | | |
| 1.5.25 | KENTUCKY | | | | | | | | | | | | | | | | | | | | |
| 1.9.25 | AT OLE MISS | | | | | | | | | | | | | | | | | | | | |
| 1.13.25 | AT LSU | | | | | | | | | | | | | | | | | | | | |
| 1.19.25 | TENNESSEE | | | | | | | | | | | | | | | | | | | | |
| 1.23.25 | ARKANSAS | | | | | | | | | | | | | | | | | | | | |
| 1.26.25 | AT ALABAMA | | | | | | | | | | | | | | | | | | | | |
| 1.30.25 | AT FLORIDA | | | | | | | | | | | | | | | | | | | | |
| 2.2.25 | OLE MISS | | | | | | | | | | | | | | | | | | | | |
| 2.6.25 | AT TEXAS | | | | | | | | | | | | | | | | | | | | |
| 2.13.25 | MISSISSIPPI STATE | | | | | | | | | | | | | | | | | | | | |
| 2.16.25 | AT AUBURN | | | | | | | | | | | | | | | | | | | | |
| 2.20.25 | AT OKLAHOMA | | | | | | | | | | | | | | | | | | | | |
| 2.23.25 | SOUTH CAROLINA | | | | | | | | | | | | | | | | | | | | |
| 2.27.25 | TEXAS A&M | | | | | | | | | | | | | | | | | | | | |
| 3.2.25 | AT MISSOURI | | | | | | | | | | | | | | | | | | | | |
| TOTAL | | 0 | 00.00 | 0-0 | .000 | 0-0 | .000 | 0-0 | .000 | 0 | 0 | 0 | 0.0 | 0 | 0 | 0 | 0 | 0 | 0 | 0 | 0.0 |

CAREER STATS

| YEAR | GP | GS | MIN | AVG | FG | FGA | PCT | 3FG | 3FGA | 3PCT | FT | FTA | PCT | OFF | DEF | TOT | AVG | PF | FO | AST | TO | BLK | STL | PTS | AVG |
|---------------|-----------|-----------|-------------|-------------|------------|------------|-------------|----------|----------|-------------|------------|------------|-------------|------------|------------|------------|------------|------------|-----------|------------|------------|------------|------------|-------------|-------------|
| 2021-22 | 35 | 8 | 708 | 20.2 | 104 | 224 | .464 | 0 | 0 | .000 | 58 | 85 | .682 | 113 | 117 | 230 | 6.6 | 87 | 2 | 26 | 57 | 19 | 26 | 266 | 7.6 |
| 2022-23 | 31 | 31 | 798 | 25.7 | 136 | 294 | .463 | 0 | 1 | .000 | 72 | 114 | .632 | 91 | 137 | 228 | 7.4 | 87 | 5 | 35 | 67 | 45 | 25 | 344 | 11.1 |
| 2023-24 | 33 | 33 | 959 | 29.1 | 163 | 310 | .526 | 0 | 0 | .000 | 72 | 117 | .615 | 118 | 144 | 262 | 7.9 | 91 | 4 | 44 | 90 | 44 | 52 | 398 | 12.1 |
| 2024-25 | -- | -- | -- | -- | -- | -- | -- | -- | -- | -- | -- | -- | -- | -- | -- | -- | -- | -- | -- | -- | -- | -- | -- | -- | -- |
| CAREER | 99 | 72 | 2465 | 24.9 | 403 | 828 | .487 | 0 | 1 | .000 | 202 | 316 | .639 | 322 | 398 | 720 | 7.3 | 265 | 11 | 105 | 214 | 108 | 103 | 1008 | 10.2 |



GAME 1 Vanderbilt vs. Lipscomb

| | 1 | 2 | 3 | 4 | TOTAL |
|----------|----|----|----|----|------------|
| L | 15 | 10 | 14 | 11 | 50 |
| V | 31 | 22 | 28 | 21 | 102 |

DATE Nov. 4, 2024 SITE Memorial Gymnasium (Nashville, Tenn.)

TIPOFF 11:00 a.m. END 12:48 p.m. ELAPSED 1:48
ATTENDANCE 5,282

DORES DOMINATE BISONS

NASHVILLE, Tenn. – The Vanderbilt women's basketball team began the 2024-25 campaign in a big way, as the Commodores blitzed Lipscomb, 102-50, in Monday's season opener.

Vanderbilt scored 100-plus points for the first time under head coach Shea Ralph in the season-opening victory over the Bisons. The last time the Dores registered 100 or more points came on Nov. 25, 2019, when Vandy posted a 106-55 win at Tennessee State.

The Commodores move to 1-0 on the year, while Lipscomb falls to 0-1. With the win, Vanderbilt improves to 4-0 in season openers under Ralph. She becomes the first Vandy women's basketball coach to win four straight season openers to begin their career.

Sophomore Khamil Pierre registered her fifth career double-double in the season opener. The 6-2 forward scored a team-high 25 points and pulled down a team-best 14 rebounds in 24 minutes of action. The Phoenix, Arizona, native went 12-of-17 from the field and added five steals to her stat line. Pierre is the first Dore to record a double-double in the season opener since Koi Love's 19-point, 12-rebound effort against East Tennessee State in the first game of the 2020-21 campaign.

Pierre was one of four Vanderbilt players to register double-digit points against Lipscomb. Freshman Mikayla Blakes tallied 23 points in her Vanderbilt debut. Meanwhile, senior Iyana Moore added 15 points to extend her double-digit scoring streak to eight games, and sophomore Madison Greene collected 14 points off the bench in her first game with the Commodores since her season-ending knee injury against Lipscomb last year.

The Commodores used its size advantage against Lipscomb throughout the game, as Vandy scored 70 points in the paint, which allowed the Dores to shoot 53.1 percent from the field. Defensively, Vanderbilt held LU to 27.9 percent from the field and forced its Music City counterpart into 23 turnovers.

BOX SCORE

| Lipscomb - 50 | | | | | | | | | | | | | | | | | |
|-----------------------|-----|-------|------|-------|-----------|-------|----|----|----|----|--------|----|-----|-----|----|-------|-------|
| NO. NAME | MIN | FG | 3P | FT | Rebounds | Fouls | TP | AS | TO | ST | Blocks | TS | SA | TS% | | | |
| | | M/A | M/A | M/A | OR DR TOT | PF | PP | AS | TO | ST | BS | SA | TS% | TS% | | | |
| 11 Clara McCowan | G | 20:55 | 3/8 | 0/2 | 2/4 | 3 | 1 | 4 | 2 | 5 | 8 | 1 | 2 | 2 | 0 | 24 | 37.5% |
| 9 Molly Heard | G | 13:07 | 4/10 | 1/4 | 0/0 | 3 | 1 | 4 | 2 | 0 | 8 | 0 | 1 | 1 | 0 | 21 | 40% |
| 14 Anthoni Osa | G | 20:46 | 1/3 | 0/1 | 1/2 | 1 | 3 | 1 | 2 | 3 | 1 | 6 | 0 | 0 | 0 | 31 | 21.4% |
| 21 Bella Vinson | G | 21:38 | 1/7 | 1/5 | 0/0 | 2 | 1 | 3 | 1 | 0 | 0 | 2 | 2 | 0 | 0 | 37 | 14.3% |
| 23 Taylor Bowen | G | 22:13 | 0/7 | 0/2 | 0/2 | 2 | 2 | 2 | 2 | 2 | 1 | 1 | 0 | 0 | 0 | 40 | 0% |
| 32 Taylor Bowen | G | 18:40 | 0/4 | 0/4 | 0/0 | 1 | 3 | 4 | 1 | 1 | 0 | 0 | 0 | 0 | 0 | 21 | 0% |
| 0 Olivia Vandgriff | G | 19:38 | 0/2 | 0/2 | 0/0 | 1 | 2 | 3 | 2 | 0 | 0 | 1 | 1 | 0 | 0 | 16 | 0% |
| 2 Elena Bertrand | G | 25:48 | 6/11 | 2/3 | 2/5 | 0 | 2 | 1 | 5 | 16 | 0 | 4 | 0 | 0 | 0 | 28 | 54.5% |
| 22 Aidan Melton | G | 21:52 | 2/9 | 2/7 | 2/2 | 1 | 2 | 1 | 8 | 0 | 1 | 1 | 0 | 0 | 0 | 27 | 22.2% |
| 31 Isabella Pitta | G | 15:50 | 0/0 | 0/0 | 1/2 | 1 | 2 | 1 | 1 | 1 | 0 | 1 | 0 | 0 | 0 | 14 | 0% |
| Team | | | | | | | | | | | | | | | | | |
| Totals | | 17-61 | 6-25 | 10-17 | 15 | 17 | 32 | 15 | 70 | 6 | 23 | 6 | 2 | 1 | 52 | 43.8% | |
| Technical Fouls: NONE | | | | | | | | | | | | | | | | | |

BOX SCORE

| Vanderbilt - 102 | | | | | | | | | | | | | | | | | |
|-----------------------|-----|-------|------|-------|-----------|-------|----|----|-----|----|--------|----|-----|-----|----|-------|-------|
| NO. NAME | MIN | FG | 3P | FT | Rebounds | Fouls | TP | AS | TO | ST | Blocks | TS | SA | TS% | | | |
| | | M/A | M/A | M/A | OR DR TOT | PF | PP | AS | TO | ST | BS | SA | TS% | TS% | | | |
| 10 Jane Nwabia | F | 22:39 | 3/4 | 0/0 | 1 | 5 | 6 | 2 | 0 | 6 | 3 | 1 | 1 | 0 | 0 | 28 | 75% |
| 12 Khamil Pierre | F | 23:59 | 9/17 | 0/0 | 1 | 6 | 14 | 4 | 2 | 25 | 1 | 2 | 5 | 0 | 0 | 19 | 52.9% |
| 1 Mikayla Blakes | G | 25:31 | 8/19 | 2/7 | 3/3 | 2 | 5 | 3 | 5 | 0 | 2 | 0 | 0 | 0 | 0 | 40 | 26.3% |
| 11 Jordyn Oliver | G | 19:02 | 1/2 | 0/0 | 3 | 1 | 4 | 1 | 0 | 2 | 2 | 2 | 0 | 0 | 0 | 22 | 50% |
| 23 Iyana Moore | G | 27:18 | 6/12 | 2/4 | 1/1 | 3 | 6 | 1 | 2 | 15 | 1 | 1 | 0 | 0 | 0 | 34 | 50% |
| 4 Madison Greene | G | 26:25 | 6/10 | 0/1 | 0/0 | 2 | 5 | 2 | 14 | 4 | 6 | 0 | 0 | 0 | 0 | 38 | 60% |
| 14 Ayana Mitchell | G | 11:58 | 3/4 | 0/0 | 2/5 | 1 | 2 | 0 | 3 | 8 | 0 | 0 | 0 | 0 | 0 | 14 | 75% |
| 30 Trinity Wilson | G | 10:31 | 1/4 | 0/0 | 2/3 | 5 | 1 | 0 | 2 | 1 | 0 | 0 | 0 | 0 | 0 | 17 | 25% |
| 24 Aya Makurat | G | 18:13 | 1/6 | 1/5 | 0/0 | 1 | 3 | 4 | 1 | 0 | 3 | 0 | 0 | 0 | 0 | 20 | 16.7% |
| 2 Jada Brown | G | 12:44 | 1/2 | 0/0 | 2/2 | 1 | 0 | 1 | 3 | 1 | 4 | 0 | 0 | 0 | 0 | 13 | 50% |
| Team | | | | | | | | | | | | | | | | | |
| Totals | | 43-81 | 5-17 | 11-14 | 22 | 32 | 54 | 17 | 103 | 12 | 15 | 1 | 2 | 0 | 52 | 53.1% | |
| Technical Fouls: NONE | | | | | | | | | | | | | | | | | |

INDIVIDUAL LEADERS

| Points | | | | | | | | | | | | | | | | | |
|------------------|--------|------|-------|------|-----------------------|----|--------|----|-------|----|-------------|----|--------------------------|----|----|----|-----|
| BIGGEST LEAD | BISONS | | VANDY | | Points from Turnovers | | BISONS | | VANDY | | Fast Breaks | | Period by Period Scoring | | | | |
| | 1 | 2 | 3 | 4 | 1 | 2 | 3 | 4 | 1 | 2 | 3 | 4 | 1 | 2 | 3 | 4 | TOT |
| Biggest Lead | 0 | 10 | 10 | 0 | 22 | 0 | 22 | 0 | 22 | 0 | 22 | 0 | 22 | 0 | 22 | 0 | 22 |
| Best Scoring Run | 5 | 11 | 7 | 5 | 10 | 11 | 2 | 3 | 2 | 2 | 1 | 1 | 1 | 1 | 1 | 1 | 1 |
| Lead Changes | 0 | 0 | 0 | 0 | 0 | 0 | 0 | 0 | 0 | 0 | 0 | 0 | 0 | 0 | 0 | 0 | 0 |
| Times Tied | 1 | 3 | 3 | 2 | 2 | 2 | 2 | 2 | 2 | 2 | 2 | 2 | 2 | 2 | 2 | 2 | 2 |
| Time with Lead | 00:00 | 1:39 | 1:39 | 1:39 | 25 | 31 | 25 | 31 | 25 | 31 | 25 | 31 | 25 | 31 | 25 | 31 | 102 |

INDIVIDUAL LEADERS

| Rebounds | | | | | | | | | | | | | | | | | |
|------------------|--------|------|-------|------|-----------------------|----|--------|----|-------|----|-------------|----|--------------------------|----|----|----|-----|
| BIGGEST LEAD | BISONS | | VANDY | | Points from Turnovers | | BISONS | | VANDY | | Fast Breaks | | Period by Period Scoring | | | | |
| | 1 | 2 | 3 | 4 | 1 | 2 | 3 | 4 | 1 | 2 | 3 | 4 | 1 | 2 | 3 | 4 | TOT |
| Biggest Lead | 0 | 10 | 10 | 0 | 22 | 0 | 22 | 0 | 22 | 0 | 22 | 0 | 22 | 0 | 22 | 0 | 22 |
| Best Scoring Run | 5 | 11 | 7 | 5 | 10 | 11 | 2 | 3 | 2 | 2 | 1 | 1 | 1 | 1 | 1 | 1 | 1 |
| Lead Changes | 0 | 0 | 0 | 0 | 0 | 0 | 0 | 0 | 0 | 0 | 0 | 0 | 0 | 0 | 0 | 0 | 0 |
| Times Tied | 1 | 3 | 3 | 2 | 2 | 2 | 2 | 2 | 2 | 2 | 2 | 2 | 2 | 2 | 2 | 2 | 2 |
| Time with Lead | 00:00 | 1:39 | 1:39 | 1:39 | 25 | 31 | 25 | 31 | 25 | 31 | 25 | 31 | 25 | 31 | 25 | 31 | 102 |

INDIVIDUAL LEADERS

| Assists | | | | | | | | | | | | | | | | | |
|------------------|--------|------|-------|------|-----------------------|----|--------|----|-------|----|-------------|----|--------------------------|----|----|----|-----|
| BIGGEST LEAD | BISONS | | VANDY | | Points from Turnovers | | BISONS | | VANDY | | Fast Breaks | | Period by Period Scoring | | | | |
| | 1 | 2 | 3 | 4 | 1 | 2 | 3 | 4 | 1 | 2 | 3 | 4 | 1 | 2 | 3 | 4 | TOT |
| Biggest Lead | 0 | 10 | 10 | 0 | 22 | 0 | 22 | 0 | 22 | 0 | 22 | 0 | 22 | 0 | 22 | 0 | 22 |
| Best Scoring Run | 5 | 11 | 7 | 5 | 10 | 11 | 2 | 3 | 2 | 2 | 1 | 1 | 1 | 1 | 1 | 1 | 1 |
| Lead Changes | 0 | 0 | 0 | 0 | 0 | 0 | 0 | 0 | 0 | 0 | 0 | 0 | 0 | 0 | 0 | 0 | 0 |
| Times Tied | 1 | 3 | 3 | 2 | 2 | 2 | 2 | 2 | 2 | 2 | 2 | 2 | 2 | 2 | 2 | 2 | 2 |
| Time with Lead | 00:00 | 1:39 | 1:39 | 1:39 | 25 | 31 | 25 | 31 | 25 | 31 | 25 | 31 | 25 | 31 | 25 | 31 | 102 |

INDIVIDUAL LEADERS

| Steals | | | | | | | | | | | | | | | | | |
|------------------|--------|------|-------|------|-----------------------|----|--------|----|-------|----|-------------|----|--------------------------|----|----|----|-----|
| BIGGEST LEAD | BISONS | | VANDY | | Points from Turnovers | | BISONS | | VANDY | | Fast Breaks | | Period by Period Scoring | | | | |
| | 1 | 2 | 3 | 4 | 1 | 2 | 3 | 4 | 1 | 2 | 3 | 4 | 1 | 2 | 3 | 4 | TOT |
| Biggest Lead | 0 | 10 | 10 | 0 | 22 | 0 | 22 | 0 | 22 | 0 | 22 | 0 | 22 | 0 | 22 | 0 | 22 |
| Best Scoring Run | 5 | 11 | 7 | 5 | 10 | 11 | 2 | 3 | 2 | 2 | 1 | 1 | 1 | 1 | 1 | 1 | 1 |
| Lead Changes | 0 | 0 | 0 | 0 | 0 | 0 | 0 | 0 | 0 | 0 | 0 | 0 | 0 | 0 | 0 | 0 | 0 |
| Times Tied | 1 | 3 | 3 | 2 | 2 | 2 | 2 | 2 | 2 | 2 | 2 | 2 | 2 | 2 | 2 | 2 | 2 |
| Time with Lead | 00:00 | 1:39 | 1:39 | 1:39 | 25 | 31 | 25 | 31 | 25 | 31 | 25 | 31 | 25 | 31 | 25 | 31 | 102 |

INDIVIDUAL LEADERS

| Blocks | | | | | | | | | | | | | | | | | |
|------------------|--------|------|-------|------|-----------------------|----|--------|----|-------|----|-------------|----|--------------------------|----|----|----|-----|
| BIGGEST LEAD | BISONS | | VANDY | | Points from Turnovers | | BISONS | | VANDY | | Fast Breaks | | Period by Period Scoring | | | | |
| | 1 | 2 | 3 | 4 | 1 | 2 | 3 | 4 | 1 | 2 | 3 | 4 | 1 | 2 | 3 | 4 | TOT |
| Biggest Lead | 0 | 10 | 10 | 0 | 22 | 0 | 22 | 0 | 22 | 0 | 22 | 0 | 22 | 0 | 22 | 0 | 22 |
| Best Scoring Run | 5 | 11 | 7 | 5 | 10 | 11 | 2 | 3 | 2 | 2 | 1 | 1 | 1 | 1 | 1 | 1 | 1 |
| Lead Changes | 0 | 0 | 0 | 0 | 0 | 0 | 0 | 0 | 0 | 0 | 0 | 0 | 0 | 0 | 0 | 0 | 0 |
| Times Tied | 1 | 3 | 3 | 2 | 2 | 2 | 2 | 2 | 2 | 2 | 2 | 2 | 2 | 2 | 2 | 2 | 2 |
| Time with Lead | 00:00 | 1:39 | 1:39 | 1:39 | 25 | 31 | 25 | 31 | 25 | 31 | 25 | 31 | 25 | 31 | 25 | 31 | 102 |

GAME 2 Vanderbilt vs. Austin Peay

| | 1 | 2 | 3 | 4 | TOTAL |
|----------|----|----|----|----|-----------|
| A | 16 | 10 | 4 | 7 | 37 |
| V | 24 | 28 | 26 | 15 | 93 |

DATE Nov. 8, 2024 SITE Memorial Gymnasium (Nashville, Tenn.)

TIPOFF 6:30 p.m. END 8:31 p.m. ELAPSED 2:01
ATTENDANCE 2,343

DORES RUN AWAY FROM GOVERNORS

NASHVILLE, Tenn. – The Vanderbilt women's basketball rolled to a second-straight victory over the 2024-25 season, as the Commodores collected a 93-37 win over Austin Peay Friday night at Memorial Gym.

Sophomore Khamil Pierre posted her second-consecutive double-double to begin her 2024-25 campaign, as she scored 13 points and pulled down 10 rebounds against the Governors. Pierre becomes the first Dore since Koi Love in 2020-21 to start a season with two-straight double-doubles. It was also Pierre's sixth career double-double at Vandy.

The win moves Vanderbilt to 2-0 on the year, while Austin Peay falls to 0-2. It marks the second-straight season that the Dores have won the first two games of a season. The Commodores also improve to 26-5 against nonconference foes at Memorial Gym under head coach Shea Ralph. Vandy moved to 18-1 all-time against APSU, as the Dores have won 18-straight games against the Govs.

Pierre led a quartet of double-digit scorers for the Commodores on Friday's victory. She was joined by senior Iyana Moore and freshman Mikayla Blakes, who each scored a game-high 16 points. Moore's 16-point effort extended her double-digit scoring streak to nine games dating back to last season. Sophomore Madison Greene registered a team-best 13 points off the bench in a career-high 30 minutes of action. Greene and Moore each dished out a game-best three assists, while Blakes paced the Vandy with three steals.

Vanderbilt used a 24-0 run that started at the 1:46 mark of the second quarter and ended with 6:27 left to play in the third to put the Govs away for good. The Commodores scored the final 11 points of the second quarter, then registered the first 13 points of the third stanza.

Vanderbilt's extended run turned a 15-point lead into a 39-point advantage for the Dores.

The Vandy defense locked up Austin Peay over the final two frames, as the Commodores allowed 11 points over the final 20 minutes of play. Vanderbilt held APSU to four points in the third quarter. That marks the lowest point total allowed by the Commodores in a stanza since last season's contest at Butler, where Vandy held the Bulldogs to four second-quarter points.

The Dores shot 45.1 percent from the floor Friday while holding the Governors to a 28.8 field goal percentage. Vanderbilt scored 42 points in the paint and forced Austin Peay into 25 turnovers that turned into 33 points.

BOX SCORE

| Austin Peay - 37 | | | | | | | | | | | | | | | | | |
|-------------------|-----|-------|------|-----|-----------|-------|----|----|----|----|--------|----|-----|-----|---|----|-------|
| NO. NAME | MIN | FG | 3P | FT | Rebounds | Fouls | TP | AS | TO | ST | Blocks | TS | SA | TS% | | | |
| | | M/A | M/A | M/A | OR DR TOT | PF | PP | AS | TO | ST | BS | SA | TS% | TS% | | | |
| 20 SaMya Wyatt | F | 23:16 | 4/7 | 0/0 | 0/2 | 1 | 0 | 1 | 3 | 1 | 8 | 0 | 2 | 0 | 1 | 32 | 57.1% |
| 34 Jerry Nambere | F | 16:21 | 0/3 | 0/0 | 1/2 | 2 | 1 | 1 | 3 | 2 | 1 | 0 | 0 | 0 | 2 | 28 | 0% |
| 2 Nayrah Simmons | G | 18:17 | 2/4 | 1/1 | 0/0 | 0 | 0 | 0 | 2 | 1 | 5 | 1 | 0 | 0 | 0 | 30 | 50% |
| 5 Abby Carter | G | 23:18 | 4/7 | 0/1 | 0/0 | 1 | 2 | 3 | 0 | 8 | 0 | 1 | 2 | 0 | 0 | 30 | 57.1% |
| 10 La'Nya Foster | G | 21:47 | 1/4 | 1/2 | 0/0 | 0 | 1 | 4 | 2 | 3 | 0 | 1 | 2 | 0 | 0 | 25 | 25% |
| 3 Anela Nelson | G | 18:46 | 0/3 | 0/1 | 0/2 | 0 | 0 | 0 | 1 | 2 | 0 | 0 | 0 | 0 | 0 | 43 | 0% |
| 4 Anavia Sheals | G | 27:53 | 3/13 | 0/4 | 1/4 | 0 | 5 | 3 | 3 | 7 | 2 | 6 | 0 | 0 | 0 | 33 | 23% |
| 0 Niesha Bertell | G | 18:00 | 0/0 | 0/0 | 0/4 | 1 | 2 | 3 | 4 | 2 | 1 | 1 | 0 | 0 | 0 | 19 | 0% |
| 22 Aneene Bransma | G | 12:47 | 0/1 | 0/0 | 0/0 | 1 | 1 | 2 | 4 | 0 | 0 | 0 | 0 | 0 | 0 | 22 | 0% |
| 15 Briana Tomasko | G | 16:08 | 1/4 | 1/4 | 0/0 | 0 | 0 | 0 | 0 | 3 | 0 | 0 | 0 | 0 | 0 | 16 | 25% |
| 21 Rose Armoudeh | G | 02:45 | 0/1 | 0/0 | 0/0 | 0 | 0 | 0 | 0 | | | | | | | | |



GAME RECAPS

GAME 7 Vanderbilt vs. Arizona

| | 1 | 2 | 3 | 4 | TOTAL |
|--|----|----|----|----|-----------|
| | 15 | 16 | 19 | 21 | 71 |
| | 7 | 11 | 19 | 23 | 60 |

DATE Nov. 26, 2024 SITE Acrisure Arena (Palm Springs, Calif.)

TIPOFF 3:30 p.m. END 5:32 p.m. ELAPSED 2:03
ATTENDANCE 450

DORES HOLD ON AGAINST WILDCATS

PALM SPRINGS, Calif. - Sophomore Khamil Pierre and Mikayla Blakes each had a 20-plus point performance in the first game of the 2024 Acrisure Classic to lift the Vanderbilt women's basketball team past Arizona, 71-60, Tuesday afternoon.

Vandy's underclass duo registered a combined 48 points as Pierre scored 25 points and Blakes tallied 23 points in the win over the Wildcats. It is the third time this season that the duo registered 20-plus points in the same game. Earlier in the day the pair swept the SEC weekly awards, as Pierre was named SEC Player of the Week and Blakes earned her second-straight SEC Freshman of the Week honor.

With the win, the Commodores improve to 7-0 on the year, while Arizona falls to 6-2 overall. Vanderbilt has now opened back-to-back seasons by winning their first seven games. The last time that happened was during the 1991-92 and 1992-93 campaigns.

Pierre registered her sixth double-double-double of the year to move back into a tie for the most in NCAA Division I this season with LSU's Aneesa Morrow. The Phoenix, Arizona, native scored a game-high 25 points and matched her career-best performance on the glass with 15 rebounds against her home-state team. It is the third-straight double-double for the 6-2 forward and extends her double-digit scoring streak to a career-high 10 games. Pierre flirted with a triple-double against the Wildcats, as she added a career-best seven steals to her stat line.

Blakes scored 23 points and dished out four steals in the victory. She extended her double-digit scoring streak to seven games to begin her Vandy career. She is the first Commodore since at least the 2009-10 season to open their Vanderbilt career by scoring 14-plus points and collecting multiple steals in their first seven games.

The Commodores were held to a season-low 71 points as Vandy shot 38.9 percent from the field. Arizona held a 43.1 percent shooting percentage, though the Dores forced them into 26 turnovers that turned into 29 points for Vanderbilt. Coach Ralph's team has forced at least 20 turnovers in every game during the 2024-25 campaign.

BOX SCORE

| NO. Name | Min | FG | 3P | FT | Rebounds | Fouls | TP | AS | TO | ST | Blocks | +/- | Shooting By Period | | |
|--------------------|-------|-------|-------|-----|----------|-------|----|----|----|----|--------|-----|--------------------|-----|-------|
| | | | | | | | | | | | | | pts | ppg | |
| 12 Khamil Pierre | 36:12 | 10:18 | 0:0 | 5:9 | 3 | 12 | 15 | 3 | 5 | 25 | 3 | 0 | 1 | 8 | 37% |
| 1 Mikayla Blakes | 34:31 | 8:14 | 5:8 | 6:6 | 0 | 2 | 4 | 8 | 23 | 4 | 1 | 4 | 0 | 14 | 37% |
| 4 Madison Greene | 16:04 | 1:4 | 0:2 | 1:2 | 2 | 1 | 3 | 2 | 1 | 3 | 4 | 0 | 0 | 4 | 0% |
| 11 Jordyn Oliver | 36:55 | 1:4 | 0:0 | 4:4 | 4 | 8 | 1 | 1 | 2 | 0 | 3 | 2 | 0 | 12 | 0% |
| 23 Iyana Moore | 37:20 | 1:9 | 1:2 | 0:0 | 0 | 0 | 3 | 0 | 3 | 4 | 7 | 3 | 0 | 10 | 0% |
| 5 Leilani Kapinus | 25:22 | 1:3 | 0:1 | 5:6 | 1 | 2 | 3 | 2 | 3 | 7 | 1 | 0 | 2 | 14 | 0% |
| 14 Ayana Mitchell | 04:01 | 0:0 | 0:0 | 5:6 | 2 | 0 | 3 | 5 | 0 | 1 | 0 | 0 | 0 | 3 | 0% |
| 10 Jane Nwabia | 03:30 | 0:0 | 0:0 | 1:2 | 0 | 0 | 1 | 1 | 1 | 0 | 1 | 0 | 0 | 0 | 0% |
| 13 Justine Pissott | 04:56 | 1:2 | 0:1 | 0:0 | 0 | 0 | 0 | 2 | 0 | 0 | 0 | 0 | 0 | 1 | 0% |
| Team | | | | 3 | 4 | 7 | 0 | 0 | 1 | 0 | 0 | 0 | 0 | 1 | 0% |
| Totals | 21:54 | 61:14 | 23:31 | 15 | 25 | 40 | 19 | 22 | 71 | 12 | 23 | 19 | 2 | 111 | 38.9% |

| NO. Name | Min | FG | 3P | FT | Rebounds | Fouls | TP | AS | TO | ST | Blocks | +/- | Shooting By Period | | |
|---------------------|-------|-------|------|-----|----------|-------|----|----|----|----|--------|-----|--------------------|-----|-------|
| | | | | | | | | | | | | | pts | ppg | |
| 25 Breya Cunningham | 35:14 | 6:13 | 0:0 | 1:2 | 4 | 5 | 9 | 3 | 2 | 17 | 1 | 3 | 0 | 10 | 17% |
| 30 Issa Beh | 27:52 | 1:2 | 0:0 | 0:0 | 2 | 3 | 2 | 1 | 12 | 1 | 1 | 4 | 0 | 0 | 0% |
| 2 Jada Williams | 26:39 | 0:13 | 5:6 | 4 | 4 | 8 | 20 | 1 | 7 | 6 | 0 | 0 | 0 | 9 | 0% |
| 4 Skylar Jones | 03:25 | 3:9 | 0:1 | 0:1 | 0 | 0 | 4 | 2 | 6 | 1 | 0 | 1 | 0 | 0 | 0% |
| 23 Paulina Paris | 31:33 | 4:10 | 1:2 | 0:2 | 3 | 2 | 4 | 3 | 9 | 3 | 1 | 1 | 0 | 13 | 0% |
| 11 Lauryn Davern | 24:08 | 0:9 | 0:2 | 0:0 | 2 | 2 | 1 | 0 | 6 | 2 | 0 | 0 | 0 | 11 | 0% |
| 11 Sahrya-Jah | 16:16 | 3:6 | 0:0 | 0 | 1 | 1 | 4 | 1 | 2 | 0 | 0 | 0 | 0 | 2 | 0% |
| 12 Montaya Dew | 09:04 | 0:2 | 0:0 | 0:0 | 0 | 0 | 1 | 0 | 2 | 1 | 0 | 1 | 0 | 2 | 0% |
| 13 Madison Roff | 01:20 | 0:0 | 0:0 | 0:0 | 0 | 0 | 0 | 1 | 0 | 0 | 0 | 0 | 0 | 0 | 0% |
| Team | | | | 2 | 5 | 7 | 0 | 0 | 2 | 0 | 0 | 0 | 0 | 2 | 0% |
| Totals | 25:58 | 41:16 | 6:11 | 11 | 22 | 33 | 22 | 19 | 60 | 12 | 26 | 11 | 2 | 111 | 40.0% |

| VANDY | ARI | Points from Turnovers | WANDY | ARI | Period by Period Scoring | |
|------------------|---------------------------|--------------------------|-------|-----|--------------------------|-----|
| | | | | | 1st | 2nd |
| Biggest lead | 20 (3 rd 8:46) | 1 (1 st 9:06) | 29 | 19 | | |
| Best Scoring Run | 14 (2 nd 8:46) | 8 (3 rd 4:37) | 20 | 40 | | |
| Lead Changes | 2 | 2 | WANDY | 15 | 16 | 19 |
| Times Tied | 0 | 1 | WANDY | 15 | 16 | 19 |
| Time with Lead | 38:43 | 00:50 | Bench | 15 | 6 | 0 |

INDIVIDUAL LEADERS

| Points | Rebounds | Assists | Steals | Blocks |
|-------------------------|---------------------------|----------------------------|------------------------|-------------------------|
| Khamil Pierre - 25 pts | Jada Williams - 20 pts | M. Blakes/I. Moore - 4 ast | Khamil Pierre - 7 stl | Leilani Kapinus - 2 blk |
| Mikayla Blakes - 23 pts | Breya Cunningham - 17 pts | Paulina Paris - 3 ast | Jada Williams - 6 stl | I. Beh/M. Dew - 1 blk |
| Khamil Pierre - 15 reb | Breya Cunningham - 9 reb | M. Dew/L. Swann - 2 ast | Mikayla Blakes - 4 stl | |
| Jordyn Oliver - 8 reb | I. Beh/P. Paris - 5 reb | | | |

GAME 8 Vanderbilt vs. Michigan St.

| | 1 | 2 | 3 | 4 | TOTAL |
|--|----|----|----|----|-----------|
| | 16 | 13 | 16 | 33 | 78 |
| | 19 | 8 | 22 | 21 | 70 |

DATE Nov. 27, 2024 SITE Acrisure Arena (Palm Springs, Calif.)

TIPOFF 3:30 p.m. END 5:37 p.m. ELAPSED 2:08
ATTENDANCE 615

DORES DROP FIRST CONTEST OF 2024-25

PALM SPRINGS, Calif. - The Vanderbilt women's basketball team dropped its first contest of the 2024-25 season, as the Commodores fell to Michigan State, 78-70, in the championship game of the 2024 Acrisure Classic.

In a close contest featuring 14 lead changes, Michigan State used a late rally to down the Commodores. Vanderbilt held a 57-56 lead midway through the fourth quarter before the Spartans went on a 17-5 run over the next three minutes of play to take a 73-62 lead that the Dores could not overcome.

The loss moves Vanderbilt to 7-1 on the year, while Michigan State remains a perfect 8-0 overall.

Vandy had a quartet of players register double-digit points on Wednesday. Sophomore Khamil Pierre tallied a team-high 19 points to extend her career-long double-digit scoring streak to 12 games. She went 8-of-14 from the floor, collected a team-best four steals, and dished out a season-best four assists. Pierre was one of three Dores to pull down a team-best six rebounds as her three-game double-double streak came to an end on Wednesday.

Senior Iyana Moore had a season-high 17-point performance in the loss. Freshman Mikayla Blakes extended her double-digit scoring streak to eight games to begin her career with a 13-point effort. Blakes added a pair of steals against the Spartans to remain the only Commodore since at least 2009-10 to start her Vandy career by scoring double-digit points and having multiple steals in each of their first eight games. Graduate student Jordyn Oliver tallied a season-best 10 points and matched Pierre with a team-high four assists.

Vanderbilt shot 40.6 percent from the field, while Michigan State posted a 43.1 percent shooting percentage. The Commodores forced 24 MSU turnovers, which turned into 23 points off turnovers. MSU outrebounded Vanderbilt 48-34 and had 20 offensive boards, which turned into 16 second-chance points for the Spartans.

BOX SCORE

| NO. Name | Min | FG | 3P | FT | Rebounds | Fouls | TP | AS | TO | ST | Blocks | +/- | Shooting By Period | | |
|---------------------|-------|-------|-------|-----|----------|-------|----|----|----|----|--------|-----|--------------------|-----|-------|
| | | | | | | | | | | | | | pts | ppg | |
| 11 Jocelyn Tate | 27:42 | 1:4 | 0:1 | 4:6 | 4 | 1 | 5 | 4 | 3 | 6 | 1 | 4 | 0 | 1 | 17% |
| 14 Grace VanSlooten | 27:43 | 11:19 | 0:0 | 3:5 | 4 | 10 | 2 | 5 | 25 | 0 | 2 | 5 | 0 | 14 | 33% |
| 1 Jaethan Simmons | 33:18 | 1:5 | 0:0 | 2:4 | 5 | 4 | 9 | 4 | 2 | 5 | 1 | 1 | 0 | 0 | 0% |
| 4 Theryn Hallock | 36:32 | 3:10 | 1:2 | 2:2 | 1 | 0 | 1 | 2 | 9 | 16 | 5 | 2 | 0 | 8 | 37% |
| 40 Julia Ayrault | 32:14 | 5:13 | 3:5 | 5:6 | 2 | 10 | 4 | 5 | 24 | 2 | 4 | 2 | 0 | 13 | 37% |
| 22 Nyala Hampton | 16:27 | 0:5 | 0:1 | 1:2 | 0 | 1 | 1 | 3 | 5 | 4 | 2 | 0 | 0 | 1 | 0% |
| 5 Emma Shumate | 07:23 | 0:0 | 0:0 | 0:0 | 0 | 0 | 0 | 0 | 0 | 0 | 0 | 0 | 0 | 0 | 0% |
| 2 Abbey Kimball | 05:07 | 0:3 | 0:1 | 0:0 | 1 | 0 | 1 | 0 | 0 | 0 | 0 | 0 | 0 | 0 | 0% |
| 15 Ines Sotelo | 17:05 | 2:4 | 0:0 | 1:4 | 5 | 1 | 1 | 1 | 4 | 2 | 1 | 1 | 0 | 12 | 33% |
| 35 Kennedy Blair | 01:55 | 0:1 | 0:0 | 0:0 | 0 | 0 | 0 | 0 | 0 | 0 | 0 | 0 | 0 | 0 | 0% |
| 33 Juliann Woodard | 04:34 | 0:1 | 0:1 | 0:0 | 1 | 1 | 2 | 0 | 0 | 1 | 0 | 0 | 0 | 0 | 0% |
| Team | | | | 1 | 2 | 3 | 0 | 0 | 0 | 0 | 0 | 0 | 0 | 0 | 0% |
| Totals | 28:45 | 41:12 | 18:25 | 20 | 28 | 48 | 21 | 22 | 19 | 15 | 14 | 7 | 3 | 6 | 42.1% |

| NO. Name | Min | FG | 3P | FT | Rebounds | Fouls | TP | AS | TO | ST | Blocks | +/- | Shooting By Period | | |
|--------------------|-------|-------|-------|-----|----------|-------|----|----|----|----|--------|-----|--------------------|-----|-------|
| | | | | | | | | | | | | | pts | ppg | |
| 12 Khamil Pierre | 28:15 | 8:14 | 0:0 | 3:5 | 4 | 2 | 6 | 5 | 19 | 4 | 1 | 4 | 0 | 2 | 11% |
| 1 Mikayla Blakes | 28:27 | 5:10 | 1:4 | 6:6 | 1 | 0 | 1 | 3 | 7 | 13 | 3 | 2 | 0 | 0 | 14% |
| 4 Madison Greene | 32:38 | 3:8 | 0:2 | 0:0 | 1 | 1 | 3 | 7 | 13 | 4 | 2 | 2 | 0 | 2 | 0% |
| 11 Jordyn Oliver | 37:19 | 5:7 | 0:0 | 2:4 | 6 | 2 | 0 | 10 | 4 | 3 | 3 | 1 | 0 | 14 | 0% |
| 23 Iyana Moore | 40:00 | 5:20 | 2:7 | 5:7 | 4 | 4 | 4 | 5 | 17 | 3 | 8 | 0 | 0 | 2 | 4% |
| 5 Leilani Kapinus | 19:53 | 0:1 | 0:0 | 1:2 | 0 | 3 | 3 | 1 | 1 | 1 | 2 | 1 | 0 | 3 | 0% |
| 10 Jane Nwabia | 02:41 | 0:0 | 0:0 | 0:0 | 0 | 0 | 0 | 0 | 0 | 0 | 0 | 0 | 0 | 0 | 0% |
| 14 Ayana Mitchell | 10:45 | 3:3 | 0:0 | 2:4 | 6 | 4 | 1 | 6 | 2 | 1 | 1 | 0 | 0 | 4 | 25% |
| 13 Justine Pissott | 04:53 | 0:1 | 0:1 | 0:0 | 1 | 1 | 0 | 0 | 1 | 0 | 1 | 0 | 0 | 2 | 0% |
| Team | | | | 5 | 1 | 6 | 0 | 0 | 0 | 0 | 0 | 0 | 0 | 0 | 0% |
| Totals | 28:44 | 31:14 | 15:20 | 14 | 20 | 34 | 22 | 21 | 10 | 17 | 21 | 13 | 2 | 21 | 40.6% |

| MSU | VAN | Points from Turnovers | MSU | VAN | Period by Period Scoring | |
|------------------|---------------------------|---------------------------|-------|-----|--------------------------|-----|
| | | | | | 1st | 2nd |
| Biggest lead | 11 (4 th 1:45) | 10 (1 st 4:15) | 23 | 23 | | |
| Best Scoring Run | 9 (4 th 9:27) | 8 (1 st 4:15) | 48 | 42 | | |
| Lead Changes | 14 | 6 | 16 | 14 | | |
| Times Tied | 0 | 1 | WANDY | 16 | 13 | 16 |
| Time with Lead | 15:00 | 22:58 | Bench | 9 | 7 | 0 |

INDIVIDUAL LEADERS

| Points | Rebounds | Assists | Steals | Blocks |
|------------------------|---------------------------|-----------------------------|-----------------------|--------------------------|
| Khamil Pierre - 19 pts | Grace VanSlooten - 25 pts | J. Oliver/K. Pierre - 4 ast | Khamil Pierre - 4 stl | Three Tied with 1 blk |
| Iyana Moore - 17 pts | Julia Ayrault - 24 pts | M. Blakes/J. Oliver - 3 ast | Jordyn Oliver - 3 stl | Grace VanSlooten - 4 blk |
| Three Tied with 6 reb | Julia Ayrault - 12 reb | | | Julia Ayrault - 2 blk |
| Iyana Moore - 4 reb | Grace VanSlooten - 10 reb | | | |
| Theryn Hallock - 6 ast | Theryn Hallock - 6 ast | | | |
| Three Tied with 2 ast | Three Tied with 2 ast | | | |
| Three Tied with 1 blk | Grace VanSlooten - 5 stl | | | |
| | Three Tied with 2 stl | | | |

GAME 9 Vanderbilt vs. App State

| | 1 | 2 | 3 | 4 | TOTAL |
|--|----|----|----|----|-----------|
| | 2 | 13 | 16 | 9 | 40 |
| | 33 | 18 | 14 | 29 | 94 |

DATE Dec. 1, 2024 SITE Memorial Gymnasium (Nashville, Tenn.)

TIPOFF 2 p.m. END 3:44 p.m. ELAPSED 1:44
ATTENDANCE 2,621

MOUNTAIN BLASTER

NASHVILLE, Tenn. - The Vanderbilt women's basketball team rolled to a 94-40 victory over Appalachian State Sunday afternoon at Memorial Gymnasium.

The Commodores outscored the Mountaineers 33-2 in the first quarter and never looked back. Vanderbilt posted its fourth 50-plus point win of the season to improve to 8-1, while App State fell to 3-4.

The two points allowed by the Dores in the opening stanza were the fewest that Vanderbilt has allowed in any quarter in school history. The previous record was three points, which happened twice, once against Fordham on Dec. 30, 2015, and then again vs. Rutgers on Nov. 26, 2021, with both taking place in the second quarter. The NCAA switched from two halves to four quarters before the 2015-16 season.

Vanderbilt scored over 90 points in a game

GAME RECAPS

GAME 10 Vanderbilt at Miami

| | 1 | 2 | 3 | 4 | TOTAL |
|--|----|----|----|----|-----------|
| | 23 | 23 | 23 | 19 | 88 |
| | 13 | 18 | 24 | 15 | 70 |

DATE Dec. 4, 2024 **SITE** Watsco Center (Coral Gables, Fla.)

TIPOFF 4:00 p.m. **END** 5:55 p.m. **ELAPSED** 1:55
ATTENDANCE 2,107

DORES BREAK UP HURRICANES

CORAL GABLES, Fla. - Freshman Mikayla Blakes recorded her second-straight 20-plus point performance, while sophomore Khamil Pierre recorded her seventh double-double of the season Wednesday night in an 88-70 win at Miami as part of the SEC/ACC Challenge.

The duo of Blakes and Pierre combined to score 54 points against the Hurricanes. Pierre matched her career-best with a 28-point performance, while Blakes registered 26 points. It is the fourth time this season that the duo has scored over 20 points apiece in a game.

With the win, Vanderbilt improves to 9-1 on the year. The Commodores hand the Hurricanes their first loss of the 2024-25 campaign, as Miami now stands at 7-1 overall.

Pierre equalled her career-best performance of 28 points, which she first registered at Georgia on Feb. 11, 2024, as a freshman. The 6-2 forward also pulled down a game-best 13 rebounds to post her seventh double-double of the season, which is the second-most in all of NCAA Division I. It was her sixth game of the year with 20 or more points, while she added a team-best four steals to her stat line.

Blakes registered 26 points in the victory. It is Blakes' sixth game with 20 or more points this season, as her 26-point performance marks the 12th-most points scored in a game by a Vanderbilt freshman.

Senior Iyana Moore, who scored her 1,000th career point at Vandy in her last contest, registered 13 points in the win. It is Moore's 50th career game, scoring double-digit points at Vanderbilt. She also handed out a season-high seven assists. Graduate student Jordyn Oliver pulled down a season-best nine rebounds as the Commodores outrebound Miami 36-24.

The Commodores hit nine 3-point field goals on Wednesday, led by Blakes' five makes behind the arc, which ties her career-best performance. Vanderbilt shot an even 50 percent from the field, while Miami posted a 52.8 percent success rate from the field. The Dores forced Miami into 21 turnovers, which turned into 27 Vandy points.

BOX SCORE

| Vanderbilt - 88 | Record: 9-1 | | | | | | | | | | | | |
|--|-----------------|-------|-------|-----|-----|-----|----------|-------|----|----|----|--------|---|
| | NO. | Name | Min | FG | 3P | FT | Rebounds | Fouls | TP | AS | TS | Blocks | ± |
| 10 | Jane Nwabia | 25:01 | 1-3 | 0-2 | 0-0 | 1-0 | 1-2 | 0 | 2 | 1 | 0 | 0 | 0 |
| 12 | Khamil Pierre | 35:45 | 11-17 | 6-9 | 6-8 | 8 | 5 | 13 | 3 | 5 | 28 | 0 | 0 |
| 1 | Mikayla Blakes | 37:14 | 10-25 | 1-4 | 1-2 | 9 | 1 | 2 | 5 | 28 | 3 | 0 | 0 |
| 11 | Jordyn Oliver | 37:26 | 1-3 | 0-0 | 3-6 | 9 | 0 | 0 | 0 | 2 | 4 | 0 | 0 |
| 23 | Iyana Moore | 35:21 | 4-11 | 3-6 | 2-2 | 1 | 3 | 2 | 3 | 13 | 7 | 0 | 0 |
| 5 | Lailani Kapinus | 22:32 | 3-7 | 2-3 | 3 | 1 | 4 | 3 | 2 | 0 | 1 | 0 | 0 |
| 4 | Madison Greene | 19:50 | 3-4 | 1-1 | 0-0 | 0 | 0 | 0 | 1 | 7 | 3 | 0 | 0 |
| 14 | Aiyana Mitchell | 02:11 | 1-1 | 0-0 | 0-0 | 0 | 0 | 2 | 0 | 2 | 0 | 1 | 0 |
| Team 1-4 5 0 0 0 | | | | | | | | | | | | | |
| Totals 34-68 (50.0%) 11-15 (73.3%) 17-19 (89.5%) 20 15 7 1 1 18 | | | | | | | | | | | | | |

| Miami (FL) - 70 | Record: 7-1 | | | | | | | | | | | | |
|--|-------------------|-------|------|-----|-----|----|----------|-------|----|----|----|--------|---|
| | NO. | Name | Min | FG | 3P | FT | Rebounds | Fouls | TP | AS | TS | Blocks | ± |
| 21 | Natalija Marshall | 15:00 | 2-5 | 0-1 | 1-1 | 1 | 3 | 4 | 2 | 1 | 5 | 0 | 0 |
| 44 | Cameron Williams | 27:28 | 7-10 | 0-0 | 0 | 4 | 5 | 13 | 4 | 1 | 2 | 0 | 0 |
| 4 | Jasmyne Roberts | 30:40 | 9-14 | 1-4 | 2-2 | 2 | 3 | 4 | 10 | 3 | 5 | 4 | 1 |
| 14 | Haley Cavinder | 30:21 | 5-12 | 0-0 | 3-4 | 4 | 0 | 0 | 13 | 5 | 10 | 0 | 0 |
| 15 | Hanna Cavinder | 27:43 | 3-4 | 0-0 | 0-0 | 1 | 0 | 1 | 0 | 8 | 2 | 0 | 0 |
| 17 | Lemayah Hyton | 05:18 | 3-2 | 1-1 | 0-0 | 0 | 0 | 1 | 0 | 0 | 2 | 0 | 0 |
| 16 | Daniela Abies | 05:09 | 0-0 | 0-0 | 0-2 | 1 | 1 | 2 | 0 | 0 | 0 | 1 | 0 |
| 9 | Ahmay Adams | 17:33 | 0-1 | 0-0 | 1-1 | 2 | 5 | 0 | 0 | 1 | 2 | 1 | 0 |
| 8 | Caroline Rogers | 14:05 | 1-3 | 1-3 | 2-2 | 0 | 1 | 0 | 2 | 5 | 1 | 2 | 0 |
| 42 | Leah Harmon | 18:42 | 1-2 | 1-1 | 0-0 | 0 | 0 | 1 | 0 | 3 | 1 | 1 | 0 |
| Team 1-2 3 0 0 2 | | | | | | | | | | | | | |
| Totals 28-63 (44.4%) 10-11 (90.9%) 18-24 (75.0%) 14 12 1 1 1 18 | | | | | | | | | | | | | |

| Biggest lead | VAN | | MIA | | Points from Turnovers | VAN | | MIA | | Period by Period Scoring |
|------------------|---------------------------|---------------------------|---------------------------|---------------------------|-----------------------|-------|----|-----|----|--------------------------|
| | 20 (4 th 1:30) | 0 (1 st 0:00) | 14 (2 nd 1:00) | 0 (1 st 0:00) | | Paint | 23 | 23 | 23 | |
| Best Scoring Run | 13 (1 st 4:48) | 12 (4 th 5:07) | 14 (2 nd 1:00) | 10 (2 nd 1:00) | 2 | 23 | 23 | 23 | 18 | |
| Lead Changes | 0 | 0 | 2 | 0 | Fast Breaks | 9 | 3 | 2 | 0 | |
| Times Tied | 0 | 0 | 0 | 0 | Bench | 17 | 11 | 11 | 7 | |
| Time with Lead | 38:33 | 00:00 | | | | | | | | |

INDIVIDUAL LEADERS

| Points | VAN | | MIA | |
|---|------------------------|--------------------------|-----------------------------------|--|
| | Khamil Pierre - 28 pts | Jasmyne Roberts - 19 pts | Cameron Williams - 14 pts | |
| Rebounds <td>Khamil Pierre - 13 reb</td> <td>Cameron Williams - 5 reb</td> <td>N. Marshall/Hal. Cavinder - 4 reb</td> <td></td> | Khamil Pierre - 13 reb | Cameron Williams - 5 reb | N. Marshall/Hal. Cavinder - 4 reb | |
| Assists <td>Iyana Moore - 7 ast</td> <td>Haley Cavinder - 5 ast</td> <td>Jasmyne Roberts - 4 ast</td> <td></td> | Iyana Moore - 7 ast | Haley Cavinder - 5 ast | Jasmyne Roberts - 4 ast | |
| Steals <td>Khamil Pierre - 4 stl</td> <td>Jasmyne Roberts - 4 stl</td> <td>Lemayah Hyton - 2 stl</td> <td></td> | Khamil Pierre - 4 stl | Jasmyne Roberts - 4 stl | Lemayah Hyton - 2 stl | |
| Blocks <td>Iyana Moore - 1 blk</td> <td>Daniela Abies - 1 blk</td> <td></td> <td></td> | Iyana Moore - 1 blk | Daniela Abies - 1 blk | | |

GAME 11 Vanderbilt vs. Evansville

| | 1 | 2 | 3 | 4 | TOTAL |
|--|----|----|----|----|------------|
| | 12 | 8 | 11 | 9 | 40 |
| | 34 | 24 | 28 | 20 | 106 |

DATE Dec. 14, 2024 **SITE** Memorial Gymnasium (Nashville, Tenn.)

TIPOFF 2:00 p.m. **END** 3:55 p.m. **ELAPSED** 1:55
ATTENDANCE 2,599

PIERRE'S RECORD-SETTING EFFORT LIFTS DORES PAST EVANSVILLE

NASHVILLE, Tenn. - Sophomore Khamil Pierre set the Vanderbilt women's basketball single-game scoring record on Saturday, registering 42 points in a 106-40 win over Evansville, as the Commodores improve to 10-1 on the year.

Pierre put on one of the most memorable performances in Vanderbilt women's basketball history, as she posted 42 points, 18 rebounds, and eight steals in the win over the Purple Aces. Her 42-point performance set a new program record for most points scored in a single game, passing the previous mark of 41 points shared by Chantelle Anderson (Feb. 8, 2001) and Cijah Harbison (Jan. 29, 2023).

Vanderbilt improves to 10-1 overall on the year, as the 66-point win over Evansville is tied for the sixth-largest margin of victory in program history. The Dores have now won 18-straight home games against nonconference foes.

The 42 points and 18 rebounds against the Purple Aces establishes career highs for Pierre in each category. Pierre's combined 60 points and rebounds are the most collected by a Vanderbilt women's basketball player in a game in program history. Her 42-point performance on Saturday also extends the 6-2 forward's career-long double-digit scoring streak to 13 games dating back to last season. Pierre also registers her eighth double-double of the season, which is tied for the sixth-most in a season since 1999-00.

The Phoenix, Arizona, native got her day started with a bang, as she scored 20 points in the first quarter. Pierre's performance in the opening frame on Saturday marked the most points scored by a Commodore in the first quarter in program history. Additionally, Pierre ties Marnelle Garrau's program record for most points scored in any quarter, which was set on Jan. 16, 2023, in the fourth quarter at Arkansas.

For Pierre, her eight steals against Evansville established a new career-high mark, while it is tied for the sixth-most steals in a game in program history.

The Commodores broke the century mark for the third time this season, as the 106 points are the most scored in a game this season. It is also the most points Vanderbilt has scored in a game since Nov. 25, 2019, in a 106-55 win at Tennessee State. The 106 points are the most points registered by the Dores at Memorial Gym since Nov. 26, 2010, when Vandy posted a 111-53 victory over Quinnipiac.

Reigning SEC Freshman of the Week, Mikayla Blakes scored 20 or more points for the seventh time this season with a 22-point performance against Evansville. The three-time SEC Freshman of the Week extended her double-digit scoring streak to 11 games to begin her Vanderbilt career. Graduate student Lailani Kapinus also posted a double-double in the win, as she pulled down a season-high 11 rebounds to go along with 10 points off the bench. It is Kapinus' second double-double of the season, while it is the 13th of her career. Senior Iyana Moore's 10-point effort pushes her double-digit scoring streak to four games. Moore's 10 points moved into 38th place on Vanderbilt's all-time scoring list with 1,025 points.

BOX SCORE

| Evansville - 40 | Record: 3-6 | | | | | | | | | | | | |
|---|-----------------------|-------|------|-----|-----|----|----------|-------|----|----|----|--------|---|
| | NO. | Name | Min | FG | 3P | FT | Rebounds | Fouls | TP | AS | TS | Blocks | ± |
| 4 | Tamesha Dozier | 24:33 | 1-6 | 0-3 | 1-3 | 3 | 6 | 2 | 3 | 0 | 2 | 1 | 0 |
| 24 | Maggie Hartwig | 27:40 | 4-13 | 0-3 | 0-0 | 2 | 10 | 2 | 3 | 8 | 4 | 0 | 0 |
| 5 | Julia Palomo | 32:49 | 3-5 | 0-1 | 0-0 | 2 | 1 | 2 | 6 | 4 | 5 | 0 | 0 |
| 3 | Camryn Runner | 35:38 | 3-8 | 2-5 | 3-4 | 1 | 4 | 5 | 3 | 1 | 1 | 8 | 0 |
| 11 | Kaden Knutson | 22:03 | 1-8 | 1-6 | 0-0 | 1 | 2 | 1 | 2 | 1 | 0 | 0 | 0 |
| 1 | Avery Kelley | 19:38 | 0-6 | 0-0 | 0-0 | 1 | 1 | 3 | 0 | 0 | 0 | 0 | 0 |
| 25 | Claudia Clement | 09:10 | 0-1 | 0-0 | 0-0 | 2 | 2 | 4 | 0 | 3 | 0 | 0 | 0 |
| 15 | Elle Snyder | 05:22 | 0-1 | 0-0 | 0-0 | 1 | 0 | 1 | 0 | 0 | 1 | 0 | 0 |
| 33 | Logan Luebbers-Palmer | 16:50 | 3-6 | 1-2 | 0-2 | 1 | 1 | 2 | 0 | 4 | 0 | 1 | 0 |
| 21 | Anica Shivan | 10:29 | 0-1 | 0-0 | 0-0 | 0 | 0 | 2 | 0 | 0 | 1 | 0 | 0 |
| 0 | Mina Herra | 02:48 | 0-0 | 0-0 | 0-0 | 1 | 1 | 0 | 0 | 0 | 0 | 0 | 0 |
| Team 3-7 11 0 0 0 0 | | | | | | | | | | | | | |
| Totals 15-54 (27.8%) 14-22 (63.6%) 18-15 (80.0%) 8 25 2 2 4 60 | | | | | | | | | | | | | |

| Vanderbilt - 106 | Record: 10-1 | | | | | | | | | | | | |
|--|-----------------|-------|-------|-----|-----|----|----------|-------|----|----|----|--------|---|
| | NO. | Name | Min | FG | 3P | FT | Rebounds | Fouls | TP | AS | TS | Blocks | ± |
| 10 | Jane Nwabia | 15:30 | 1-5 | 0-3 | 0-0 | 1 | 0 | 0 | 2 | 2 | 0 | 1 | 0 |
| 12 | Khamil Pierre | 37:32 | 19-28 | 0-0 | 4-6 | 9 | 18 | 4 | 7 | 42 | 1 | 8 | 1 |
| 1 | Mikayla Blakes | 36:07 | 7-19 | 1-4 | 2-2 | 7 | 7 | 1 | 4 | 2 | 6 | 3 | 1 |
| 11 | Jordyn Oliver | 24:38 | 3-4 | 0-0 | 2-2 | 4 | 2 | 6 | 1 | 1 | 2 | 3 | 0 |
| 23 | Iyana Moore | 20:25 | 3-10 | 1-7 | 3-4 | 0 | 1 | 4 | 2 | 7 | 0 | 0 | 1 |
| 4 | Madison Greene | 21:51 | 1-6 | 0-2 | 2-2 | 3 | 1 | 4 | 1 | 4 | 1 | 1 | 0 |
| 5 | Lailani Kapinus | 22:19 | 5-9 | 0-1 | 0-0 | 6 | 5 | 11 | 2 | 10 | 2 | 2 | 0 |
| 14 | Aiyana Mitchell | 02:17 | 2-3 | 0-0 | 0-0 | 1 | 3 | 4 | 1 | 4 | 0 | 0 | 2 |
| 24 | Apia Makari | 07:45 | 0-3 | 0-3 | 0-0 | 2 | 2 | 0 | 0 | 0 | 1 | 0 | 0 |
| 9 | Justine Pissott | 07:29 | 1-3 | 0-1 | 0-0 | 1 | 0 | 1 | 0 | 0 | 0 | 0 | 0 |
| 2 | Jack Brown | 06:19 | 1-1 | 0-0 | 0-0 | 0 | 0 | 2 | 0 | 0 | 0 | 0 | 0 |
| 30 | Troy Wilson | 02:48 | 1-3 | 0-1 | 0-0 | 1 | 1 | 0 | 2 | 0 | 0 | 0 | 0 |
| Team 4-4 0 4 0 0 | | | | | | | | | | | | | |
| Totals 44-93 (47.3%) 24-16 (50.0%) 15-18 (83.3%) 23 24 2 2 60 | | | | | | | | | | | | | |

| Biggest lead | ACES | | VANDY | | Points from Turnovers | ACES | | VANDY | | Period by Period Scoring |
|------------------|---------------------------|---------------------------|---------------------------|---------------------------|-----------------------|-------|----------------------------|----------------|----|--------------------------|
| | 3 (1 st 6:49) | 0 (4 th 1:45) | 12 (2 nd 1:00) | 20 (7 th 5:42) | | Paint | 20 <th>7 <th>40 </th></th> | 7 <th>40 </th> | 40 | |
| Best Scoring Run | 11 (1 st 6:49) | 12 (4 th 3:47) | 14 (2 nd 1:00) | 10 (2 nd 1:00) | 2 | 23 | 23 | 23 | 18 | |
| Lead Changes | 0 | 0 | 2 | 0 | Fast Breaks | 9 | 4 | 2 | 0 | |
| Times Tied | 0 | 0 | 0 | 0 | Bench | 25 | 24 | 28 | 10 | |
| Time with Lead | 02:02 | 0 37:32 | | | | | | | | |

INDIVIDUAL LEADERS

| Points | VAN | | UE | |
|---|--|--|---|-----------------------------|
| | Khamil Pierre - 42 pts | Mikayla Blakes - 22 pts | Camryn Runner - 11 pts | Mikayla Blakes - 9 pts |
| Rebounds <td>Khamil Pierre - 18 reb <td>Maggie Hartwig - 10 reb <td>Lailani Kapinus - 11 reb <td>Tamesha Dozier - 6 reb </td></td></td></td> | Khamil Pierre - 18 reb <td>Maggie Hartwig - 10 reb <td>Lailani Kapinus - 11 reb <td>Tamesha Dozier - 6 reb </td></td></td> | Maggie Hartwig - 10 reb <td>Lailani Kapinus - 11 reb <td>Tamesha Dozier - 6 reb </td></td> | Lailani Kapinus - 11 reb <td>Tamesha Dozier - 6 reb </td> | Tamesha Dozier - 6 reb |
| Assists <td>M. Blakes/I. Moore - 3 ast <td>L. Kapinus/J. Nwabia - 2 ast <td>Julia Palomo - 4 ast <td>Claudia Clement - 3 ast </td></td></td></td> | M. Blakes/I. Moore - 3 ast <td>L. Kapinus/J. Nwabia - 2 ast <td>Julia Palomo - 4 ast <td>Claudia Clement - 3 ast </td></td></td> | L. Kapinus/J. Nwabia - 2 ast <td>Julia Palomo - 4 ast <td>Claudia Clement - 3 ast </td></td> | Julia Palomo - 4 ast <td>Claudia Clement - 3 ast </td> | Claudia Clement - 3 ast |
| Steals <td>Khamil Pierre - 8 stl <td>Lailani Kapinus - 5 stl <td>Aiyana Mitchell - 2 blk <td>I. Moore/L. Kapinus - 1 blk </td></td></td></td> | Khamil Pierre - 8 stl <td>Lailani Kapinus - 5 stl <td>Aiyana Mitchell - 2 blk <td>I. Moore/L. Kapinus - 1 blk </td></td></td> | Lailani Kapinus - 5 stl <td>Aiyana Mitchell - 2 blk <td>I. Moore/L. Kapinus - 1 blk </td></td> | Aiyana Mitchell - 2 blk <td>I. Moore/L. Kapinus - 1 blk </td> | I. Moore/L. Kapinus - 1 blk |
| Blocks <td></td> <td></td> <td></td> <td></td> | | | | |

GAME 12 Vanderbilt at Dayton

| | 1 | 2 | 3 | 4 | TOTAL |
|--|----|----|----|----|-----------|
| | 33 | 13 | 13 | 21 | 80 |
| | 15 | 24 | 17 | 10 | 66 |

DATE Dec. 19, 2024 **SITE** UD Arena (Dayton, Ohio)

TIPOFF 6:02 p.m. **CT** **END** 7:43 p.m. **ELAPSED** 1:41
ATTENDANCE 1,632

DORES FLYOVER DAYTON

DAYTON, Ohio - Sophomore Madison Greene made the most of her return to her home state, as the guard registered a career-high 25 points off the bench in an 80-66 win at Dayton on Thursday night.

Greene, a native of Columbus, Ohio, recorded the first 20-plus point performance of her collegiate career in her return to the Buckeye State. Her 25 points off the bench marked the first time that a Dore scored at least 25 points in a reserve role since Erin Whalen's 25-point performance vs. No. 10-ranked South Carolina on Jan. 18, 2018. It is Greene's seventh game this season with double-digit points, while it is the sixth time she has scored 10-plus points off the bench this season.



With the win, Vanderbilt improves to 11-1 on the year, while Dayton falls 6-5. The Commodores collect their seventh-straight road win with the victory over the Flyers, a streak that dates back to last season.

Greene was one of four double-digit scorers for Vanderbilt on Thursday night. Freshman Mikayla Blakes tallied 16 points and collected a game-high five steals. Blakes' performance vs. the Flyers pushed her double-digit scoring streak to 12 games to open her Vanderbilt career.

Sophomore Khamil Pierre extended her double-digit scoring streak to 14 games with a 14-point, 10-rebound effort. It is Pierre's eighth double-double of the season, which is second in all of NCAA Division I. Senior Iyana Moore matched Pierre with 14 points of her own. Moore's 14-point performance gives her 1,039 career points, which puts her in a tie for 35th on Vanderbilt's all-time scoring list with Chelsie Hall.

GAME RECAPS

GAME 13 Vanderbilt vs. West Georgia

| | 1 | 2 | 3 | 4 | TOTAL |
|---|----|----|----|----|------------|
|  | 14 | 13 | 25 | 16 | 68 |
|  | 24 | 35 | 20 | 24 | 103 |

DATE Dec. 21, 2024 **SITE** Memorial Gymnasium (Nashville, Tenn.)

TIPOFF 11:00 a.m. **END** 12:43 p.m. **ELAPSED** 1:43
ATTENDANCE 2,634

DORES OUTRUN WOLVES

NASHVILLE, Tenn. – The Vanderbilt women's basketball team broke the 100-point plateau for the fourth time this season as the Commodores collected a 103-68 win over West Georgia on Saturday afternoon at Memorial Gymnasium.

The Commodores got a 20-plus point performance from freshman Mikayla Blakes and sophomore Khamil Pierre for the sixth time this season. Blakes registered a game-high 24 points to extend her double-digit scoring streak to 13 games to begin her Vanderbilt career. Meanwhile, Pierre registered her fourth-straight double-double, 10th overall this season. The 6-2 forward has collected a double-double in six of her last seven games, as her 10 double-doubles overall are the fifth-most collected by a Commodore in a single season in program history. Blakes and Pierre are the only pair of teammates in NCAA Division I, both on the men's side and women's side, to average over 20.0 points per game this season.

With the victory, Vanderbilt improves to 12-1 on the year, while West Georgia falls to 5-5. The Dores have now won 19-straight home games against nonconference teams dating back to the 2022-23 campaign. The Commodores led from start to finish against the Wolves, as Vandy collected its ninth-straight victory overall at Memorial Gymnasium. Additionally, it is Vanderbilt's sixth victory of 35 or more points during the 2024-25 campaign.

Senior Iyana Moore registered 16 points to extend her double-digit scoring streak to six games. Moore's performance against West Georgia moved her to No. 34 on Vanderbilt's all-time scoring list, as she now has 1,055 career points, one point away from moving into 33rd on the list. Graduate student Leilani Kapinus rounded out a quartet of double-digit scorers for the Commodores, scoring 10 points off the bench.

The Dores shot 48.8 percent from the field while limiting West Georgia to a 36.8 percent clip in field goal percentage. Vanderbilt forced 26 turnovers and collected 17 steals in the win, as the Commodores outscored UWG, 37-16, in points off turnovers. Vandy has now collected 16 or more steals in each of its last three contests.

BOX SCORE

| West Ga. - 68 | | | | | | | | | | | | | |
|---------------------|-------|-------|------|-------|----------|----|-------|----|----|----|--------|-----|----|
| NO. Name | Min | FG | 3P | FT | Rebounds | | Fouls | TP | AS | ST | Blocks | +/- | |
| | | | | | OR | DR | | | | | | | |
| 12 Destiny Jones | 28:19 | 2-6 | 0-0 | 0-2 | 4 | 1 | 2 | 3 | 0 | 1 | 2 | 3 | 17 |
| 14 Armani Blake | 22:09 | 5-6 | 0-0 | 0-2 | 2 | 1 | 1 | 1 | 1 | 1 | 0 | 0 | 8 |
| 2 Zuriyah Davis | 24:51 | 3-4 | 2-6 | 0-0 | 1 | 1 | 1 | 1 | 1 | 1 | 1 | 0 | 1 |
| 3 Mikayla Anderson | 19:42 | 2-7 | 0-2 | 2-2 | 3 | 4 | 2 | 3 | 0 | 3 | 0 | 0 | 8 |
| 5 Grace O'Gara | 24:44 | 3-9 | 0-0 | 2 | 1 | 3 | 1 | 0 | 0 | 0 | 0 | 0 | 0 |
| 30 K'Nairi Holliday | 25:48 | 1-3 | 0-1 | 0-0 | 0 | 6 | 6 | 4 | 0 | 2 | 3 | 0 | 0 |
| 1 Sydne Tolbert | 29:02 | 6-14 | 1-4 | 2-2 | 3 | 0 | 3 | 2 | 1 | 15 | 3 | 4 | 1 |
| 13 Brecca Ledford | 18:14 | 3-6 | 2-4 | 2-2 | 0 | 1 | 1 | 1 | 1 | 1 | 0 | 0 | 0 |
| 15 Riley Black | 04:09 | 0-1 | 0-1 | 2-2 | 0 | 2 | 0 | 2 | 0 | 0 | 0 | 0 | 0 |
| 21 Hannah Hicks | 01:26 | 0-0 | 0-0 | 0-0 | 0 | 0 | 0 | 0 | 0 | 0 | 0 | 0 | 0 |
| 10 Caitie Trower | 01:18 | 0-0 | 0-0 | 0-0 | 0 | 0 | 0 | 0 | 0 | 0 | 0 | 0 | 0 |
| 11 Gaila-Tor | 01:18 | 0-0 | 0-0 | 0-0 | 0 | 0 | 0 | 0 | 0 | 0 | 0 | 0 | 0 |
| Team | | | | | 4 | 1 | 0 | 0 | 0 | 0 | 0 | 0 | 0 |
| Totals | 25:08 | 10:29 | 9:12 | 19:23 | 24 | 14 | 10 | 13 | 25 | 18 | 13 | 3 | 33 |


| Vanderbilt - 103 | | | | | | | | | | | | | |
|--------------------|-------|-------|-------|-------|----------|----|-------|-----|----|----|--------|-----|----|
| NO. Name | Min | FG | 3P | FT | Rebounds | | Fouls | TP | AS | ST | Blocks | +/- | |
| | | | | | OR | DR | | | | | | | |
| 10 J'ane Nwabia | 15:03 | 2-2 | 1-1 | 0-0 | 1 | 2 | 1 | 1 | 1 | 0 | 0 | 21 | |
| 12 Khamil Pierre | 22:43 | 10-15 | 0-0 | 3-4 | 4 | 6 | 10 | 4 | 23 | 3 | 1 | 0 | 28 |
| 1 Mikayla Blakes | 27:09 | 12-20 | 0-0 | 2-2 | 4 | 4 | 0 | 24 | 6 | 2 | 0 | 1 | 27 |
| 11 Jordyn Oliver | 17:45 | 0-0 | 0-0 | 1-1 | 1 | 2 | 0 | 0 | 2 | 2 | 4 | 3 | 0 |
| 23 Iyana Moore | 21:29 | 5-16 | 3-9 | 3-4 | 1 | 1 | 2 | 0 | 16 | 2 | 0 | 1 | 0 |
| 4 Madison Greene | 11:26 | 0-0 | 0-1 | 2-2 | 2 | 1 | 3 | 1 | 2 | 1 | 0 | 1 | 0 |
| 14 Ayana Mitchell | 16:07 | 2-4 | 0-0 | 3-2 | 5 | 2 | 0 | 2 | 8 | 2 | 0 | 2 | 7 |
| 23 Leilani Kapinus | 22:40 | 4-7 | 1-3 | 1-1 | 1 | 1 | 1 | 3 | 1 | 0 | 1 | 1 | 11 |
| 24 Aga Makur | 10:42 | 0-4 | 0-4 | 0-0 | 3 | 2 | 0 | 0 | 2 | 1 | 0 | 1 | 1 |
| 13 Justine Pissoft | 11:13 | 1-2 | 1-2 | 0-2 | 1 | 4 | 5 | 1 | 1 | 0 | 1 | 0 | 4 |
| 23 Jastia Brown | 10:00 | 2-1 | 1-2 | 0-2 | 2 | 1 | 1 | 3 | 0 | 1 | 0 | 1 | 0 |
| 30 Trinity Wilson | 05:43 | 3-3 | 0-0 | 0-0 | 2 | 2 | 0 | 0 | 0 | 1 | 0 | 1 | 0 |
| Team | | | | | 6 | 2 | 8 | 0 | 0 | 0 | 0 | 0 | 0 |
| Totals | 41:44 | 72:27 | 14:19 | 24:27 | 51 | 11 | 13 | 103 | 23 | 13 | 7 | 3 | 35 |

| Technical Fouls: Pissoft 4*24.4 | | | | | | | | | | | | | |
|---------------------------------|--|-----------|--|-----------|--|-----------------------|--|--------------|--|--------------------------|--|-----|--|
| Biggest lead | | Wolves | | Vandy | | Points from Turnovers | | Wolves/Vandy | | Period by Period Scoring | | 1st | |
| 6 (4*10:00) | | 12 (4*44) | | 15 (3*23) | | 15 (3*21) | | 16 | | 37 | | 16 | |
| Best Scoring Run | | 8 (3*22) | | 15 (1*21) | | 22 (1*21) | | 13 | | 29 | | 18 | |
| Lead Changes | | 0 | | 1 | | 0 | | 13 | | 29 | | 16 | |
| Times Tied | | 0 | | 0 | | 0 | | 16 | | 30 | | 24 | |
| Time with Lead | | 00:00 | | 39:30 | | Bench | | 29 | | 35 | | 103 | |

INDIVIDUAL LEADERS

| Points | Mikayla Blakes - 24 pts Khamil Pierre - 23 pts | Sydne Tolbert - 15 pts A. Blake/B. Ledford - 10 pts |
|----------|---|--|
| Rebounds | Khamil Pierre - 10 reb Three Tied w/ 5 reb | Destiny Jones - 9 reb Amanda Blake - 9 reb |
| Assists | Mikayla Blakes - 6 ast Leilani Kapinus - 4 ast | Grace O'Gara - 5 ast Mykah Anderson - 4 ast |
| Steals | Jordyn Oliver - 4 stl M.Blakes/K. Pierre - 3 stl | Mykah Anderson - 3 stl Four Tied w/ 1 stl |
| Blocks | Jordyn Oliver - 3 blk Ayana Mitchell - 2 blk | Destiny Jones - 2 blk Grace O'Gara - 1 blk |

GAME 14 Vanderbilt vs. Alabama A&M

| | 1 | 2 | 3 | 4 | TOTAL |
|---|----|----|----|----|-----------|
|  | 16 | 11 | 19 | 18 | 64 |
|  | 24 | 21 | 22 | 26 | 93 |

DATE Dec. 29, 2024 **SITE** Memorial Gymnasium (Nashville, Tenn.)

TIPOFF 11:00 a.m. **END** 12:53 p.m. **ELAPSED** 1:53
ATTENDANCE 3,061

DORES TAME BULLDOGS

NASHVILLE, Tenn. – The Commodores closed the 2024 calendar year with a resounding 93-64 victory over Alabama A&M at Memorial Gymnasium to end the nonconference portion of the 2024-25 season.

The win over the Bulldogs marked Vanderbilt's 20-straight home victory over a nonconference opponent, a streak that started during the 2022-23 season. The Commodores are now 33-3 against non-SEC teams at Memorial Gymnasium under head coach Shea Ralph.

The Commodores ended the nonconference portion of its schedule at 13-1 for the second-straight season. Vanderbilt heads into SEC play with a program record 13 wins for the second time in as many years. Additionally, the Dores have opened back-to-back campaigns at 13-1 or better for the first time in program history, as the 2023-24 team also opened at 16-1.

Sophomore Khamil Pierre extended her double-digit scoring streak to 16 games with a 29-point effort against the Bulldogs. Pierre's streak is the longest for a Commodore since 2013-14, when Christina Foggie registered double-digit points in 19-straight games. Pierre's 16-straight games with 10 or more points are tied for the seventh-longest double-digit scoring streak by a Dore since 1999-00. It is also Pierre's ninth game with 20-plus points this season.

Senior Iyana Moore extended her season-long double-digit scoring streak to seven games with a 16-point effort. Moore added a season-best seven assists to her stat line to Alabama A&M. She was one of two Commodores to collect seven or more assists on Sunday, as graduate student Jordyn Oliver dished out a season-high eight assists.

Sophomore Madison Greene registered 12 points in a reserve role. It is Greene's sixth game with 10 or more points off the bench this season, while it is her seventh double-digit scoring performance overall this year. Greene also added a career-high rebound in Sunday's victory.

The Commodores shot 56.3 percent from the field against Alabama A&M. It is the sixth time this season that the Dores have posted a field goal percentage higher than 50 percent. Vanderbilt collected 13 steals, marking the fourth-straight game Vandy has posted 10 or more steals.

BOX SCORE

| Alabama A&M - 64 | | | | | | | | | | | | | |
|--------------------------|-------|------|------|------|----------|----|-------|----|----|----|--------|-----|----|
| NO. Name | Min | FG | 3P | FT | Rebounds | | Fouls | TP | AS | ST | Blocks | +/- | |
| | | | | | OR | DR | | | | | | | |
| 3 Alisa Wilson | 22:19 | 5-10 | 0-0 | 3-4 | 5 | 10 | 4 | 2 | 13 | 1 | 2 | 1 | 15 |
| 0 Daran Burgin | 04:49 | 1-2 | 0-0 | 0-0 | 0 | 0 | 0 | 0 | 0 | 0 | 0 | 0 | 0 |
| 2 Jayah Harris-Smith | 04:23 | 2-4 | 0-0 | 0-2 | 0 | 3 | 3 | 4 | 7 | 3 | 2 | 1 | 0 |
| 4 Courtney Hittensberger | 23:46 | 7-14 | 1-3 | 0-0 | 3 | 1 | 0 | 1 | 0 | 2 | 0 | 0 | 16 |
| 24 Lauren Penderton | 02:46 | 0-2 | 0-1 | 2-3 | 0 | 1 | 1 | 2 | 3 | 0 | 0 | 0 | 0 |
| 12 Tai Harvey | 13:56 | 1-2 | 1-1 | 0-0 | 0 | 1 | 1 | 0 | 3 | 0 | 1 | 1 | 0 |
| 1 Malyn Wilkerson | 25:49 | 0-4 | 0-0 | 0-0 | 1 | 1 | 0 | 1 | 1 | 3 | 2 | 1 | 0 |
| 21 LaCambria Shakespeare | 04:59 | 0-0 | 0-0 | 0-0 | 0 | 1 | 0 | 0 | 0 | 0 | 0 | 0 | 0 |
| 11 Anya Palmer | 17:25 | 1-3 | 0-0 | 0-0 | 1 | 6 | 1 | 2 | 1 | 2 | 0 | 0 | 14 |
| 8 Nyia Allen | 05:37 | 0-0 | 0-0 | 0-0 | 0 | 0 | 0 | 0 | 0 | 0 | 0 | 0 | 1 |
| 22 Shantel Sanders | 04:22 | 1-3 | 0-1 | 0-0 | 0 | 1 | 0 | 2 | 0 | 0 | 0 | 0 | 0 |
| Team | | | | | 0 | 3 | 0 | 0 | 0 | 0 | 0 | 0 | 0 |
| Totals | 27:44 | 5:16 | 2:51 | 9:21 | 30 | 14 | 9 | 64 | 13 | 19 | 3 | 2 | 29 |

| Vanderbilt - 93 | | | | | | | | | | | | | | |
|--------------------|-------|-------|------|-------|----------|----|-------|----|----|----|--------|-----|----|----|
| NO. Name | Min | FG | 3P | FT | Rebounds | | Fouls | TP | AS | ST | Blocks | +/- | | |
| | | | | | OR | DR | | | | | | | | |
| 10 J'ane Nwabia | 18:21 | 3-4 | 0-1 | 3-3 | 1 | 2 | 2 | 3 | 9 | 2 | 1 | 0 | 14 | |
| 12 Khamil Pierre | 29:22 | 13-19 | 0-0 | 3-5 | 5 | 2 | 7 | 2 | 4 | 28 | 4 | 1 | 1 | 30 |
| 1 Mikayla Blakes | 17:01 | 2-9 | 0-5 | 1-3 | 2 | 0 | 3 | 0 | 5 | 1 | 3 | 1 | 4 | |
| 11 Jordyn Oliver | 03:59 | 2-5 | 0-0 | 0-0 | 1 | 6 | 2 | 0 | 4 | 8 | 1 | 3 | 0 | |
| 23 Iyana Moore | 03:44 | 1-7 | 0-1 | 0-0 | 2 | 4 | 1 | 2 | 16 | 7 | 2 | 1 | 0 | |
| 4 Madison Greene | 26:12 | 5-7 | 1-3 | 1-2 | 1 | 5 | 6 | 0 | 1 | 12 | 3 | 1 | 0 | |
| 14 Ayana Mitchell | 10:24 | 3-4 | 0-0 | 0-1 | 0 | 4 | 1 | 1 | 8 | 0 | 2 | 0 | 0 | |
| 5 Leilani Kapinus | 18:30 | 1-1 | 0-0 | 0-0 | 1 | 1 | 0 | 0 | 2 | 3 | 0 | 0 | 18 | |
| 24 Aga Makur | 07:14 | 3-4 | 2-3 | 0-0 | 0 | 0 | 0 | 0 | 8 | 0 | 1 | 0 | 1 | |
| 2 Jastia Brown | 04:01 | 0-0 | 0-0 | 0-0 | 0 | 0 | 0 | 0 | 2 | 0 | 0 | 0 | 0 | |
| 13 Justine Pissoft | 04:01 | 1-1 | 0-0 | 0-0 | 0 | 0 | 0 | 0 | 2 | 0 | 0 | 0 | 2 | |
| 30 Trinity Wilson | 01:51 | 0-0 | 0-0 | 0-0 | 0 | 0 | 0 | 0 | 0 | 0 | 0 | 0 | 0 | |
| Team | | | | | 0 | 3 | 4 | 0 | 0 | 0 | 0 | 0 | 0 | |
| Totals | 40:71 | 5:18 | 3:14 | 13:24 | 11 | 28 | 11 | 6 | 10 | 13 | 7 | 2 | 22 | |

| Technical Fouls: NONE | | | | | | | | | | | | | |
|-----------------------|--|--------------|--|--------------|--|-----------------------|--|------------|--|--------------------------|--|-----|--|
| Biggest lead | | AAMU | | VANDY | | Points from Turnovers | | AAMU/VANDY | | Period by Period Scoring | | 1st | |
| 6 (4*10:00) | | 31 (4*15:57) | | 42 | | 60 | | 16 | | 11 | | 19 | |
| Best Scoring Run | | 6 (4*9:30) | | 10 (1*24:24) | | 19 | | 19 | | 18 | | 64 | |
| Lead Changes | | 0 | | 0 | | 9 | | 19 | | 24 | | 21 | |
| Times Tied | | 0 | | 0 | | 14 | | 23 | | 24 | | 26 | |
| Time with Lead | | 00:00 | | 38:51 | | Bench | | 18 | | 30 | | 93 | |

INDIVIDUAL LEADERS

| Points | Khamil Pierre - 29 pts Iyana Moore - 16 pts | Sydne Tolbert - 15 pts A. Blake/B. Ledford - 10 pts |
|----------|---|--|
| Rebounds | Jordyn Oliver - 7 reb Khamil Pierre - 7 reb | Destiny Jones - 9 reb Amanda Blake - 9 reb |
| Assists | Jordyn Oliver - 8 ast Iyana Moore - 7 ast | Grace O'Gara - 5 ast Mykah Anderson - 4 ast |
| Steals | Khamil Pierre - 4 stl M.Blakes/J. Oliver - 3 stl | Mykah Anderson - 3 stl Four Tied w/ 1 stl |
| Blocks | Mikayla Blakes - 1 blk Khamil Pierre - 1 blk | Destiny Jones - 2 blk Grace O'Gara - 1 blk |

GAME 15 Vanderbilt vs. Georgia

GAME RECAPS

GAME 16 Vanderbilt vs. 16/16 Kentucky

| | 1 | 2 | 3 | 4 | TOTAL |
|-----------|----|----|----|----|-----------|
| UK | 23 | 23 | 23 | 19 | 88 |
| V | 13 | 18 | 24 | 15 | 70 |

DATE Jan. 5, 2025 **SITE** Memorial Gymnasium (Nashville, Tenn.)

TIPOFF 2:00 p.m. **END** 3:47 p.m. **ELAPSED** 1:47
ATTENDANCE 8,501

DORES FALL TO WILDCATS

NASHVILLE, Tenn. - The Vanderbilt women's basketball team dropped its first SEC contest of the 2024-25 season Sunday afternoon, as the Commodores fell 96-78 to No. 16-ranked Kentucky at Memorial Gym.

Freshman Mikayla Blakes led the way for the Dores with a game-high 24 points. The guard recorded her 10th contest with 20 or more points this season, the most collected by a Vanderbilt freshman in program history. The Somerset, New Jersey, native hit three 3-point field goals and collected a team-best three steals against the Wildcats.

Sophomore Khamil Pierre posted a double-double for the 11th time this season, as the forward scored 19 points and pulled down 11 rebounds. Pierre matched her career high in assists with five. The forward's 19 points extend her double-digit scoring streak to 18 games. It is the sixth-longest double-figure scoring streak by a Commodore since 1999-00.

Senior Iyana Moore registered a season-high 17 points for the second time this season, which she first accomplished vs. Michigan State on Nov. 27. The guard drilled a team-best five 3-point field goals. Graduate Jordyn Oliver nearly pulled down double-digit rebounds for the second-straight contest with nine caroms on Sunday.

The loss snaps Vandy's 11-game home winning streak dating back to last season. The Commodores fall to 14-2 overall on the year and now stand at 1-1 in SEC play.

The Dores couldn't overcome a hot-shooting Wildcat team, as Kentucky posted a 54.1 percent success rate from the floor and hit 15 3-pointers. Vanderbilt shot 36.5 percent from the floor and forced double-digit turnovers for the 16th-straight game. Despite being outrebounded 41-39 overall, the Commodores were able to post a 19-9 edge over Kentucky on the offensive glass, which led to a 26-9 advantage in second change points for the Dores.

BOX SCORE

| NO. | Name | Min | FG | 3P | FT | Rebounds | | Fouls | TP | AS | TO | ST | Blocks | +/- | Shooting By Period | |
|---------------|----------------|-------|-------|-------|-------|----------|-----|-------|----|----|----|----|--------|-----|--------------------|-------|
| | | | | | | off | tot | | | | | | | | 1st | 2nd |
| 7 | Teanna Key | 17:43 | 5-8 | 2-3 | 2-4 | 12 | 5 | 7 | 1 | 1 | 2 | 1 | 1 | 0 | 11 | 39.2% |
| 32 | Amelia Hassetz | 30:38 | 7-11 | 6-10 | 1-2 | 9 | 4 | 4 | 0 | 20 | 5 | 0 | 0 | 0 | 10 | 66.7% |
| 13 | Clara Strack | 27:45 | 6-10 | 1-2 | 4-6 | 11 | 15 | 3 | 5 | 17 | 3 | 3 | 0 | 0 | 18 | 60.0% |
| 3 | Georgia Amoree | 28:58 | 9-18 | 5-10 | 5-5 | 6 | 2 | 3 | 5 | 24 | 4 | 0 | 0 | 0 | 18 | 66.7% |
| 10 | Dacia Lawrence | 36:49 | 6-10 | 3-5 | 2-3 | 0 | 1 | 1 | 2 | 17 | 0 | 0 | 0 | 0 | 15 | 60.0% |
| 17 | Clara Silva | 13:32 | 1-1 | 0-0 | 0-0 | 4 | 4 | 0 | 3 | 2 | 1 | 0 | 1 | 0 | 13 | 33.3% |
| 2 | Sarah Tyler | 04:22 | 0-0 | 0-0 | 2-2 | 0 | 0 | 0 | 1 | 1 | 0 | 0 | 0 | 0 | 2 | 0% |
| 4 | Leil Blue | 03:06 | 0-1 | 0-0 | 0-0 | 0 | 0 | 0 | 0 | 0 | 0 | 0 | 0 | 0 | 0 | 0% |
| 5 | Cassidy Rowe | 08:28 | 0-1 | 0-1 | 0-0 | 1 | 0 | 1 | 0 | 0 | 1 | 0 | 1 | 0 | 1 | 0% |
| Team | | | 36-61 | 15-31 | 15-20 | 9 | 32 | 41 | 19 | 20 | 10 | 4 | 4 | 1 | 18 | 37.1% |
| Totals | | | 36-61 | 15-31 | 15-20 | 9 | 32 | 41 | 19 | 20 | 10 | 4 | 4 | 1 | 18 | 37.1% |

| NO. | Name | Min | FG | 3P | FT | Rebounds | | Fouls | TP | AS | TO | ST | Blocks | +/- | Shooting By Period | |
|---------------|-----------------|-------|-------|------|-------|----------|-----|-------|----|----|----|----|--------|-----|--------------------|-------|
| | | | | | | off | tot | | | | | | | | 1st | 2nd |
| 10 | Jane Nwabia | 17:50 | 1-5 | 1-3 | 2-4 | 3 | 1 | 4 | 3 | 3 | 0 | 0 | 0 | 0 | 11 | 20.0% |
| 12 | Khamil Pierre | 37:21 | 8-22 | 0-1 | 3-4 | 5 | 6 | 11 | 5 | 19 | 5 | 0 | 0 | 0 | 13 | 36.4% |
| 1 | Mikayla Blakes | 35:34 | 9-22 | 3-11 | 3-4 | 4 | 1 | 5 | 4 | 24 | 0 | 4 | 3 | 1 | 11 | 31.8% |
| 11 | Jordyn Oliver | 25:18 | 2-8 | 1-3 | 6 | 6 | 2 | 2 | 2 | 3 | 0 | 1 | 0 | 0 | 9 | 25.0% |
| 23 | Iyana Moore | 36:28 | 5-16 | 5-13 | 2-2 | 1 | 2 | 4 | 1 | 17 | 2 | 2 | 1 | 0 | 18 | 31.3% |
| 4 | Madison Greene | 12:80 | 0-1 | 0-0 | 0-0 | 2 | 2 | 1 | 0 | 0 | 0 | 0 | 0 | 0 | 14 | 0% |
| 5 | Leilani Kapinus | 15:51 | 1-4 | 0-1 | 1-1 | 0 | 1 | 1 | 2 | 1 | 0 | 0 | 0 | 0 | 12 | 25.0% |
| 14 | Alyana Mitchell | 09:04 | 1-3 | 0-0 | 2-4 | 1 | 0 | 0 | 2 | 4 | 0 | 0 | 0 | 0 | 10 | 33.3% |
| Team | | | 27-74 | 9-30 | 15-20 | 19 | 30 | 20 | 18 | 78 | 11 | 13 | 1 | 1 | 41 | 30.0% |
| Totals | | | 27-74 | 9-30 | 15-20 | 19 | 30 | 20 | 18 | 78 | 11 | 13 | 1 | 1 | 41 | 30.0% |

| Biggest lead | KENT | | VANDY | | Points from Turnovers | 16 | 7 | Period by Period Scoring | | | | |
|------------------|-----------------|----------------|------------------|------------------|-----------------------|------|------|--------------------------|----|----|----|----|
| | 1st | 2nd | 3rd | 4th | | | | TOT | | | | |
| Best Scoring Run | 6 (11:28-12:00) | 8 (9:46-10:18) | 10 (11:28-12:00) | 11 (11:28-12:00) | 16 | 16 | 7 | 31 | 20 | 18 | 20 | 96 |
| Lead Changes | 2 | 2 | 2 | 2 | 2 | 2 | 2 | 2 | 2 | 2 | 2 | 2 |
| Times Tied | 0 | 0 | 0 | 0 | 0 | 0 | 0 | 0 | 0 | 0 | 0 | 0 |
| Time with Lead | 39:04 | 0:21 | 0:21 | 0:00 | 0:00 | 0:00 | 0:00 | 17 | 21 | 19 | 21 | 78 |

INDIVIDUAL LEADERS

| Points | Mikayla Blakes - 24 pts Khamil Pierre - 19 pts | Georgia Amoree - 24 pts Amelia Hassetz - 20 pts |
|----------|--|--|
| Rebounds | Khamil Pierre - 11 reb Jordyn Oliver - 9 reb | Clara Strack - 15 reb Amelia Hassetz - 9 reb |
| Assists | Khamil Pierre - 5 ast Jordyn Oliver - 3 ast | Georgia Amoree - 9 ast Amelia Hassetz - 5 ast |
| Steals | Mikayla Blakes - 3 stl I. Moore/J. Oliver - 1 stl | Dacia Lawrence - 2 stl T. Key/C. Rowe - 1 stl |
| Blocks | Mikayla Blakes - 1 blk | Clara Strack - 2 blk T. Key/C. Silva - 1 blk |

GAME 17 Vanderbilt at Ole Miss

| | 1 | 2 | 3 | 4 | TOTAL |
|-----------------|----|----|----|----|-----------|
| V | 11 | 14 | 12 | 22 | 59 |
| Ole Miss | 17 | 27 | 27 | 16 | 87 |

DATE Jan. 9, 2025 **SITE** SJB Pavilion at Ole Miss (Oxford, Miss.)

TIPOFF 5:00 p.m. **END** 6:51 p.m. **ELAPSED** 1:51
ATTENDANCE 3,825

COLD NIGHT IN OXFORD

OXFORD, Miss. - The Vanderbilt women's basketball team fell at Ole Miss, 87-59, in its first road SEC contest of the 2024-25 season.

Senior Iyana Moore moved into a tie for ninth place on Vanderbilt's all-time 3-point field goals made list in the loss, as she has now made 173 career 3-pointers to equal Paige Redman's (1996-99) career total. Moore is six 3-pointers away from moving into a tie with Michelle Palmisano (1995-97) for eighth on the list. The senior had 14 points against the Rebels to also extend her double-digit scoring streak to 10 games.

Sophomore Khamil Pierre pushed her double-figure scoring streak to 19 games, as the 6-2 forward registered 11 points in the loss. Pierre's 19-game double-digit scoring streak is the longest by a Commodore since 2013-14 and is tied for the fourth-longest streak since 1999-00.

Freshman Mikayla Blakes registered double-digit points for the 16th game this season with a team-best 19 points at Ole Miss. Blakes has now scored double figures in each of her last three games, while she has tallied double-digit points in all but one game this season.

The Dores fall to 14-3 overall on the year, while Vandy now stands at 1-2 in SEC play. Ole Miss improves to 11-4 and 2-1 in league games. The loss snaps Vanderbilt's seven-game winning streak in true road games, which dates back to the 2023-24 campaign.

For the second-straight game, an opponent started hot from the floor against the Commodores, as Ole Miss hit 54.4 percent of its shots from the floor in the first half. Mississippi's hot shooting and defensive pressure allowed the Rebels to jump out to a double-digit early that they would never relinquish.

Vanderbilt shot 43.4 percent from the floor in the loss, while Ole Miss posted a 52.4 percent field goal percentage. The Rebels forced Vandy into a season-high 23 turnovers, while the Commodores turned over Mississippi a total of 18 times.

BOX SCORE

| NO. | Name | Min | FG | 3P | FT | Rebounds | | Fouls | TP | AS | TO | ST | Blocks | +/- | Shooting By Period | |
|---------------|-----------------|-------|-------|------|------|----------|-----|-------|----|----|----|----|--------|-----|--------------------|-------|
| | | | | | | off | tot | | | | | | | | 1st | 2nd |
| 10 | Jane Nwabia | 10:43 | 1-1 | 0-0 | 0-0 | 0 | 0 | 0 | 2 | 0 | 1 | 1 | 0 | 0 | 17 | 30.0% |
| 12 | Khamil Pierre | 25:36 | 5-12 | 0-0 | 1-3 | 1 | 2 | 9 | 4 | 11 | 1 | 0 | 2 | 1 | 10 | 50.0% |
| 1 | Mikayla Blakes | 36:11 | 9-16 | 2-7 | 1-2 | 1 | 4 | 3 | 18 | 2 | 5 | 1 | 0 | 1 | 25 | 50.0% |
| 11 | Jordyn Oliver | 32:40 | 0-2 | 0-0 | 0-0 | 1 | 2 | 3 | 0 | 6 | 2 | 1 | 0 | 0 | 18 | 0% |
| 23 | Iyana Moore | 37:52 | 5-13 | 2-7 | 2-2 | 0 | 4 | 0 | 3 | 14 | 2 | 3 | 2 | 0 | 27 | 38.5% |
| 5 | Leilani Kapinus | 17:07 | 1-2 | 0-0 | 0-1 | 1 | 2 | 3 | 2 | 0 | 0 | 0 | 0 | 0 | 4 | 50.0% |
| 14 | Alyana Mitchell | 12:10 | 1-1 | 0-0 | 0-0 | 0 | 0 | 0 | 1 | 0 | 2 | 1 | 1 | 0 | 13 | 0% |
| 4 | Madison Greene | 20:22 | 0-5 | 0-2 | 5-6 | 1 | 2 | 1 | 9 | 4 | 3 | 2 | 0 | 0 | 18 | 0% |
| 13 | Justine Passet | 04:09 | 0-1 | 0-0 | 0-0 | 0 | 0 | 0 | 0 | 0 | 1 | 0 | 0 | 0 | 4 | 0% |
| 30 | Trinity Wilson | 02:40 | 0-0 | 0-0 | 0-0 | 0 | 0 | 0 | 1 | 0 | 0 | 0 | 0 | 0 | 5 | 0% |
| Team | | | 23-53 | 4-17 | 9-14 | 7 | 19 | 28 | 13 | 20 | 11 | 23 | 9 | 1 | 20 | 43.4% |
| Totals | | | 23-53 | 4-17 | 9-14 | 7 | 19 | 28 | 13 | 20 | 11 | 23 | 9 | 1 | 20 | 43.4% |

| NO. | Name | Min | FG | 3P | FT | Rebounds | | Fouls | TP | AS | TO | ST | Blocks | +/- | Shooting By Period | |
|---------------|-----------------------|-------|-------|------|-------|----------|-----|-------|----|----|----|----|--------|-----|--------------------|-------|
| | | | | | | off | tot | | | | | | | | 1st | 2nd |
| 7 | Star Jacobs | 19:47 | 4-6 | 0-0 | 2-2 | 2 | 4 | 3 | 1 | 10 | 2 | 1 | 0 | 0 | 8 | 66.7% |
| 24 | Madison Scott | 17:21 | 5-8 | 0-0 | 2-3 | 5 | 1 | 0 | 10 | 7 | 5 | 1 | 0 | 0 | 32 | 62.5% |
| 9 | Sira Thienou | 32:47 | 7-10 | 1-3 | 1-2 | 1 | 3 | 4 | 2 | 16 | 4 | 2 | 0 | 0 | 23 | 70.0% |
| 2 | Tameiya Sadler | 28:03 | 3-7 | 2-5 | 2-2 | 4 | 4 | 2 | 2 | 10 | 7 | 2 | 0 | 0 | 23 | 42.9% |
| 3 | Kennedy Todd Williams | 34:17 | 7-13 | 5-7 | 6-6 | 2 | 4 | 6 | 1 | 4 | 25 | 7 | 2 | 0 | 30 | 53.8% |
| 20 | Alyana Thompson | 11:53 | 0-4 | 0-0 | 0-0 | 0 | 0 | 0 | 0 | 0 | 0 | 0 | 0 | 0 | 2 | 0% |
| 1 | Kirstan Deans | 17:26 | 2-4 | 1-3 | 0-0 | 2 | 2 | 2 | 2 | 5 | 1 | 3 | 1 | 0 | 13 | 50.0% |
| 33 | Kharaysia Richardson | 14:46 | 3-6 | 0-0 | 1-1 | 2 | 2 | 4 | 3 | 1 | 7 | 0 | 0 | 0 | 13 | 50.0% |
| 12 | Christeen Ievlala | 04:10 | 0-2 | 0-0 | 0-0 | 1 | 1 | 1 | 1 | 4 | 0 | 0 | 0 | 0 | 5 | 0% |
| 13 | Mariyah Noel | 01:55 | 0-1 | 0-0 | 0-0 | 0 | 0 | 0 | 0 | 0 | 0 | 0 | 0 | 0 | 4 | 0% |
| 3 | Rhena Collins | 01:55 | 0-1 | 0-0 | 0-0 | 1 | 2 | 0 | 0 | 0 | 0 | 0 | 0 | 0 | 4 | 0% |
| 11 | Fatu Dijo | 01:42 | 0-0 | 0-0 | 0-0 | 0 | 0 | 0 | 0 | 0 | 0 | 0 | 0 | 0 | 3 | 0% |
| Team | | | 33-63 | 9-22 | 12-13 | 11 | 25 | 36 | 13 | 27 | 22 | 12 | 3 | 1 | 20 | 48.4% |
| Totals | | | 33-63 | 9-22 | 12-13 | 11 | 25 | 36 | 13 | 27 | 22 | 12 | 3 | 1 | 20 | 48.4% |

| Biggest lead | VU | | OM | | Points from Turnovers | 19 | 22 | Period by Period Scoring | | | | |
|------------------|---------------|---------------|------------------|------------------|-----------------------|------|------|--------------------------|----|----|----|----|
| | 1st | 2nd | 3rd | 4th | | | | TOT | | | | |
| Best Scoring Run | 6 (4:41-5:11) | 8 (3:41-4:11) | 10 (11:28-12:00) | 11 (11:28-12:00) | 19 | 19 | 22 | 14 | 14 | 12 | 22 | 59 |
| Lead Changes | 0 | 0 | 0 | 0 | 0 | 0 | 0 | 0 | 0 | 0 | 0 | 0 |
| Times Tied | 0 | 0 | 0 | 0 | 0 | 0 | 0 | 0 | 0 | 0 | 0 | 0 |
| Time with Lead | 00:00 | 39:24 | 0:00 | 0:00 | 0:00 | 0:00 | 0:00 | 17 | 27 | 17 | 16 | 87 |

INDIVIDUAL LEADERS

| Points | Mikayla Blakes - 19 pts Iyana Moore - 14 pts | Kennedy Todd Williams - 25 pts Sira Thienou - 16 pts |
|----------|---|--|
| Rebounds | Mikayla Blakes - 5 reb Iyana Moore - 4 reb | Kennedy Todd Williams - 6 reb Madison Scott - 4 reb</ |



GAME RECAPS

GAME 19 Vanderbilt vs. 15/15 Tennessee

| | 1 | 2 | 3 | 4 | TOTAL |
|--|----|----|----|----|-----------|
| | 21 | 5 | 19 | 25 | 70 |
| | 21 | 16 | 17 | 17 | 71 |

DATE Jan. 19, 2025 **SITE** Memorial Gymnasium (Nashville, Tenn.)

TIPOFF 2:00 p.m. **END** 4:11 p.m. **ELAPSED** 2:11
ATTENDANCE 8,299

DORES OUTLAST LADY VOLUNTEERS

NASHVILLE, Tenn. – A putback from freshman Mikayla Blakes with 0.8 seconds left on the clock lifted the Vanderbilt women's basketball team to a thrilling 71-70 victory over No. 15/15-ranked Tennessee at Memorial Gymnasium on Sunday afternoon.

The Dores trailed Tennessee 70-69 with 4.9 seconds remaining in the contest. Vanderbilt called a timeout to advance the ball.

Out of the break, sophomore Khamil Pierre drove down the lane with a defender on her hip and went up for a layup with 2.7 seconds left on the clock. The ball rimmed out and found the hands of Blakes, who perfectly timed her jump over a Tennessee defender to corral the rebound. In one swift motion, the freshman glided through the air and gently tipped the ball back into the basket to give the Commodores the 1-point victory over their in-state rivals.

Blakes scored a game-high 23 points in the victory over the No. 15-ranked Lady Vols. Pierre also had a 20-plus point performance against Tennessee, as she registered 21 points. Pierre's 21-point effort on Sunday pushed her double-digit scoring streak to 21 games. Senior Iyana Moore extended her double-digit scoring streak to a career-best 12 games with a 17-point effort. Moore also hit a game-best three 3-point field goals on Sunday.

Vanderbilt's victory over the No. 15/15-ranked Lady Vols marks the Commodores' first win against a ranked team since knocking off No. 15/21-ranked Florida, 63-59, back on Feb. 24, 2022, at Memorial Gymnasium. It is also the second time the Dores have beaten a ranked opponent in the Ralph era.

Sunday's win marked the 900th victory for the Vanderbilt women's basketball program. The Commodores end their current three-game losing streak as Vanderbilt improves to 15-4 overall and 2-3 in SEC play. Vandy also snaps its eight-game skid against Tennessee. The last time the Dores collected a win over the Lady Volunteers came on Feb. 28, 2019, with a 76-69 victory in Knoxville. Vanderbilt also posted its first win over Tennessee in Memorial Gym since the 2013-14 campaign when the Commodores won, 74-63, on Jan. 12, 2014.

The Dores shot 37.1 percent from the field and 31.6 percent from behind the arc. Each team hit six 3-pointers in the game, as Vanderbilt limited Tennessee to half of what the Lady Vols average per game this season. Vandy forced the Lady Volunteers into 10 turnovers, which led to a 13-10 edge in points off turnovers for the Dores. Vanderbilt also came up clutch at the free throw line on Sunday, as the Dores went 19-22 from the charity stripe.

BOX SCORE

| NO. Name | Min | FG | 3P | FT | Rebounds | Fouls | TP | AS | TO | ST | Blocks | pts | Shooting By Period | | |
|-------------------------|-------|-------|-------|-------|----------|-------|----|----|----|----|--------|-----|--------------------|----|-------|
| | | | | | | | | | | | | | FG | 3P | |
| 11 Zee Spearman | 30:05 | 4-8 | 0-0 | 3-4 | 4 | 7 | 11 | 3 | 3 | 11 | 0 | 0 | 0 | 11 | 37.5% |
| 0 Jewel Spear | 02:50 | 3-4 | 0-0 | 2-2 | 1 | 2 | 3 | 3 | 1 | 10 | 0 | 0 | 0 | 10 | 100% |
| 2 Ruby Whitehorn | 02:52 | 3-9 | 0-2 | 2-2 | 2 | 3 | 4 | 3 | 8 | 1 | 1 | 1 | 1 | 10 | 50% |
| 7 Samara Spencer | 02:55 | 3-8 | 0-5 | 4-5 | 1 | 5 | 6 | 3 | 6 | 10 | 6 | 3 | 0 | 11 | 60% |
| 50 Talysia Cooper | 02:56 | 10-22 | 2-4 | 0-0 | 3 | 2 | 5 | 4 | 1 | 22 | 2 | 2 | 2 | 21 | 75% |
| 21 Tessa Dabry | 08:19 | 3-4 | 0-3 | 0-0 | 0 | 0 | 1 | 0 | 0 | 8 | 0 | 0 | 0 | 8 | 50% |
| 33 Alyssa Lafram | 08:58 | 0-0 | 1-2 | 1-1 | 2 | 3 | 0 | 1 | 1 | 0 | 0 | 0 | 0 | 1 | 0% |
| 53 Jillian Hollingshead | 09:50 | 0-1 | 0-0 | 1-0 | 1 | 1 | 0 | 0 | 0 | 1 | 0 | 0 | 0 | 0 | 0% |
| 1 Sara Puckett | 14:08 | 0-1 | 0-1 | 0-0 | 1 | 2 | 3 | 0 | 0 | 0 | 1 | 1 | 0 | 0 | 0% |
| 4 Kariya Boyd | 14:51 | 0-1 | 0-0 | 1-2 | 3 | 2 | 0 | 0 | 0 | 1 | 1 | 1 | 0 | 0 | 0% |
| Team | | | | | | | | | | | | | | | |
| Totals | 26:48 | 62:36 | 12:15 | 16:22 | 42 | 24 | 15 | 10 | 12 | 10 | 5 | 3 | 3 | 11 | 80.9% |

| NO. Name | Min | FG | 3P | FT | Rebounds | Fouls | TP | AS | TO | ST | Blocks | pts | Shooting By Period | | |
|-------------------------|-------|-------|-------|-------|----------|-------|----|----|----|----|--------|-----|--------------------|----|-------|
| | | | | | | | | | | | | | FG | 3P | |
| 11 Zee Spearman | 30:05 | 4-8 | 0-0 | 3-4 | 4 | 7 | 11 | 3 | 3 | 11 | 0 | 0 | 0 | 11 | 37.5% |
| 0 Jewel Spear | 02:50 | 3-4 | 0-0 | 2-2 | 1 | 2 | 3 | 3 | 1 | 10 | 0 | 0 | 0 | 10 | 100% |
| 2 Ruby Whitehorn | 02:52 | 3-9 | 0-2 | 2-2 | 2 | 3 | 4 | 3 | 8 | 1 | 1 | 1 | 1 | 10 | 50% |
| 7 Samara Spencer | 02:55 | 3-8 | 0-5 | 4-5 | 1 | 5 | 6 | 3 | 6 | 10 | 6 | 3 | 0 | 11 | 60% |
| 50 Talysia Cooper | 02:56 | 10-22 | 2-4 | 0-0 | 3 | 2 | 5 | 4 | 1 | 22 | 2 | 2 | 2 | 21 | 75% |
| 21 Tessa Dabry | 08:19 | 3-4 | 0-3 | 0-0 | 0 | 0 | 1 | 0 | 0 | 8 | 0 | 0 | 0 | 8 | 50% |
| 33 Alyssa Lafram | 08:58 | 0-0 | 1-2 | 1-1 | 2 | 3 | 0 | 1 | 1 | 0 | 0 | 0 | 0 | 1 | 0% |
| 53 Jillian Hollingshead | 09:50 | 0-1 | 0-0 | 1-0 | 1 | 1 | 0 | 0 | 0 | 1 | 0 | 0 | 0 | 0 | 0% |
| 1 Sara Puckett | 14:08 | 0-1 | 0-1 | 0-0 | 1 | 2 | 3 | 0 | 0 | 0 | 1 | 1 | 0 | 0 | 0% |
| 4 Kariya Boyd | 14:51 | 0-1 | 0-0 | 1-2 | 3 | 2 | 0 | 0 | 0 | 1 | 1 | 1 | 0 | 0 | 0% |
| Team | | | | | | | | | | | | | | | |
| Totals | 26:48 | 62:36 | 12:15 | 16:22 | 42 | 24 | 15 | 10 | 12 | 10 | 5 | 3 | 3 | 11 | 80.9% |

| NO. Name | Min | FG | 3P | FT | Rebounds | Fouls | TP | AS | TO | ST | Blocks | pts | Shooting By Period | | |
|---------------------|-------|-------|-------|-------|----------|-------|----|----|----|----|--------|-----|--------------------|----|----|
| | | | | | | | | | | | | | FG | 3P | |
| 10 Jane Nwabia | 14:11 | 1-5 | 0-1 | 0-0 | 2 | 4 | 6 | 2 | 1 | 2 | 1 | 1 | 1 | 0 | 2 |
| 12 Khamil Pierre | 34:40 | 4-10 | 1-1 | 12-14 | 0 | 8 | 2 | 11 | 2 | 2 | 2 | 2 | 0 | 0 | 17 |
| 11 Mikayla Blakes | 28:18 | 7-17 | 2-4 | 7-8 | 2 | 2 | 4 | 7 | 2 | 3 | 0 | 1 | 1 | 1 | 12 |
| 11 Jordyn Oliver | 34:01 | 1-4 | 0-0 | 0 | 4 | 4 | 0 | 1 | 2 | 2 | 2 | 1 | 1 | 1 | 0 |
| 23 Iyana Moore | 33:57 | 7-16 | 3-8 | 0-0 | 2 | 4 | 6 | 1 | 3 | 17 | 2 | 2 | 0 | 1 | 9 |
| 5 Leilani Kapinus | 19:36 | 1-9 | 0-1 | 0-0 | 2 | 3 | 5 | 1 | 1 | 2 | 2 | 0 | 0 | 1 | 1 |
| 14 Ayana Mitchell | 05:49 | 0-1 | 0-0 | 0 | 2 | 2 | 2 | 0 | 0 | 0 | 0 | 0 | 0 | 0 | 0 |
| 4 Madison Greene | 22:34 | 2-6 | 0-1 | 0-0 | 0 | 2 | 2 | 3 | 0 | 4 | 1 | 1 | 1 | 0 | 6 |
| 4 Justine Pisciotti | 02:24 | 0-0 | 0-0 | 0 | 0 | 0 | 0 | 0 | 0 | 0 | 0 | 0 | 0 | 0 | 0 |
| Team | | | | | | | | | | | | | | | |
| Totals | 23:42 | 15:19 | 19:22 | 14 | 26 | 40 | 16 | 23 | 11 | 12 | 12 | 3 | 3 | 3 | 11 |

| NO. Name | Min | FG | 3P | FT | Rebounds | Fouls | TP | AS | TO | ST | Blocks | pts | Shooting By Period | | |
|-------------------------|-------|-------|-------|-------|----------|-------|----|----|----|----|--------|-----|--------------------|----|-------|
| | | | | | | | | | | | | | FG | 3P | |
| 11 Zee Spearman | 30:05 | 4-8 | 0-0 | 3-4 | 4 | 7 | 11 | 3 | 3 | 11 | 0 | 0 | 0 | 11 | 37.5% |
| 0 Jewel Spear | 02:50 | 3-4 | 0-0 | 2-2 | 1 | 2 | 3 | 3 | 1 | 10 | 0 | 0 | 0 | 10 | 100% |
| 2 Ruby Whitehorn | 02:52 | 3-9 | 0-2 | 2-2 | 2 | 3 | 4 | 3 | 8 | 1 | 1 | 1 | 1 | 10 | 50% |
| 7 Samara Spencer | 02:55 | 3-8 | 0-5 | 4-5 | 1 | 5 | 6 | 3 | 6 | 10 | 6 | 3 | 0 | 11 | 60% |
| 50 Talysia Cooper | 02:56 | 10-22 | 2-4 | 0-0 | 3 | 2 | 5 | 4 | 1 | 22 | 2 | 2 | 2 | 21 | 75% |
| 21 Tessa Dabry | 08:19 | 3-4 | 0-3 | 0-0 | 0 | 0 | 1 | 0 | 0 | 8 | 0 | 0 | 0 | 8 | 50% |
| 33 Alyssa Lafram | 08:58 | 0-0 | 1-2 | 1-1 | 2 | 3 | 0 | 1 | 1 | 0 | 0 | 0 | 0 | 1 | 0% |
| 53 Jillian Hollingshead | 09:50 | 0-1 | 0-0 | 1-0 | 1 | 1 | 0 | 0 | 0 | 1 | 0 | 0 | 0 | 0 | 0% |
| 1 Sara Puckett | 14:08 | 0-1 | 0-1 | 0-0 | 1 | 2 | 3 | 0 | 0 | 0 | 1 | 1 | 0 | 0 | 0% |
| 4 Kariya Boyd | 14:51 | 0-1 | 0-0 | 1-2 | 3 | 2 | 0 | 0 | 0 | 1 | 1 | 1 | 0 | 0 | 0% |
| Team | | | | | | | | | | | | | | | |
| Totals | 26:48 | 62:36 | 12:15 | 16:22 | 42 | 24 | 15 | 10 | 12 | 10 | 5 | 3 | 3 | 11 | 80.9% |

| TENN | Vandy | Points from Turnovers | TENN/Vandy | Period by Period Scoring | | | | |
|------------------|--------------------------|---------------------------|------------|--------------------------|-----|-----|-----|-----|
| | | | | | 1st | 2nd | 3rd | 4th |
| Biggest lead | 5 (4 th 5:51) | 11 (2 nd 0:02) | 10 | 13 | | | | |
| Best Scoring Run | 6 (4 th 5:29) | 9 (2 nd 0:02) | 32 | 24 | | | | |
| Lead Changes | 0 | 0 | 8 | 10 | | | | |
| Times Tied | 4 | Second Chance | 8 | 10 | | | | |
| Time with Lead | 06:06 | Fast Breaks | 14 | 15 | | | | |
| | | Bench | 9 | 6 | | | | |
| | | | Vandy | 21 | 16 | 17 | 17 | 71 |

INDIVIDUAL LEADERS

| Points | Mikayla Blakes - 23 pts | Talysia Cooper - 22 pts |
|----------|-----------------------------|-------------------------|
| Rebounds | Khamil Pierre - 21 pts | Zee Spearman - 11 pts |
| Assists | Khamil Pierre - 8 reb | Zee Spearman - 11 reb |
| Steals | I. Mooree/J. Nwabia - 6 reb | Samara Spencer - 6 reb |
| Blocks | Five Tied w/ 2 ast | Samara Spencer - 6 ast |
| | M. Greene/J. Nwabia - 1 ast | Talysia Cooper - 2 ast |
| | Three Tied w/ 1 stl | Talysia Cooper - 2 stl |
| | Three Tied w/ 1 blk | Talysia Cooper - 2 blk |
| | | Ruby Whitehorn - 1 blk |

GAME 20 Vanderbilt vs. Arkansas

| | 1 | 2 | 3 | 4 | TOTAL |
|--|----|----|----|----|------------|
| | 10 | 17 | 20 | 13 | 60 |
| | 26 | 27 | 19 | 29 | 101 |

DATE Jan. 23, 2025 **SITE** Memorial Gymnasium (Nashville, Tenn.)

TIPOFF 6:30 p.m. **END** 8:16 p.m. **ELAPSED** 1:46
ATTENDANCE 3,500

DORES HOG-TIE ARKANSAS

NASHVILLE, Tenn. – The Vanderbilt women's basketball team got off to a fast start against Arkansas on Thursday at Memorial Gymnasium, as the Commodores led wire-to-wire in a 101-60 win over the Razorbacks.

The Dores broke the century mark for the sixth time this season to set a program record for most games with 100-plus points. Meanwhile, the 41-point victory was Vanderbilt's largest margin of victory vs. an SEC team in the Shea Ralph era, and it is the widest margin of victory vs. a conference opponent since a 92-41 win over Mississippi State on Jan. 3, 2013.

Vanderbilt was paced by five double-digit scorers, led by freshman Mikayla Blakes' 24-point performance. Sophomore Khamil Pierre had a 20-point performance, while senior Iyana Moore tallied 18 points. Graduate student Jane Nwabia tallied a season-high 13 points and hit a season-high three 3-pointers, while sophomore Madison Greene contributed 10 points off the bench.

With the win, Vanderbilt improves to 16-4 overall, while the Dores are now an even 3-3 in SEC play. The loss drops Arkansas to 8-13 on the year and 1-5 in league play.

Blakes, the reign USBWA Tamika Catching National Freshman of the Week and the NCAA.com Player of the Week, registered her 12th game of the season with 20 or more points, which leads all freshmen nationally. The guard's 24 points vs. Arkansas extends her double-digit scoring streak to six games. Additionally, Blakes scored 20-plus points for the fourth time over the course of her first six career SEC games.

Pierre's 20-point performance against Arkansas pushed her double-digit scoring streak to 22 games. It is the longest streak by a Dore since Carla Thomas' 29-game stretch during the 2006-07 campaign. The 6-2 forward nearly posted a double-double as she pulled down a game-high nine rebounds.

It is the 11th time this season that Blakes and Pierre have scored 20-plus points in the same game. Their performance against Arkansas also marked the 12th time that both players scored 20 or more points in a game this season.

Vanderbilt collected 17 steals vs. the Razorbacks, marking the ninth game this season that the Dores have posted 15 or more steals in a game. Graduate Leilani Kapinus collected a game-high six steals, while Pierre added four of her own.

The Commodores shot 56.5 percent from the floor and matched their season high with 13 made 3-point field goals. Vandy held Arkansas to an even 40.0 percent field goal percentage. The Dores forced the Razorbacks into 26 turnovers, which led to a 40-13 edge in points off turnovers for Vandy.

BOX SCORE

| NO. Name | Min | FG | 3P | FT | Rebounds | Fouls | TP | AS | TO | ST | Blocks | pts | Shooting By Period | | |
|-------------------------------|-------|------|-----|-----|----------|-------|----|----|----|----|--------|-----|--------------------|----|----|
| | | | | | | | | | | | | | FG | 3P | |
| 22 Vera Ojenewa | 02:31 | 2-6 | 0-0 | 4-4 | 8 | 1 | 1 | 4 | 0 | 1 | 1 | 1 | 1 | 1 | 10 |
| 1 Phoenix Stojin | 02:31 | 3-9 | 1-2 | 0 | 0 | 0 | 0 | 0 | 0 | 0 | 0 | 0 | 0 | 0 | 9 |
| 2 Kiki Smith | 03:27 | 2-6 | 1-3 | 0-0 | 0 | 1 | 2 | 0 | 0 | 0 | 0 | 0 | 0 | 0 | 6 |
| 3 Izzy Higginbottom | 03:57 | 2-6 | 1-2 | 0 | 5 | 5 | 3 | 7 | 4 | 0 | 1 | 0 | 0 | 0 | 6 |
| 10 Cristina Sanchez-Cerqueira | 20:54 | 1-4 | 0-0 | 2 | 6 | 8 | 2 | 1 | 2 | 2 | 2 | 2 | 0 | 0 | 4 |
| 23 Carly Keats | 24:49 | 6-15 | 1-0 | 0-0 | 0 | 0 | 1 | 1 | 1 | 1 | 2 | 0 | 0 | 0 | 16 |
| 24 Justine Lawrence | 12:07 | 1-2 | 0-1 | 0 | 0 | 0 | 0 | 0 | 0 | 0 | 0 | 0 | 0 | 0 | 2 |
| 25 Darika Gates | 10:29 | 1-3 | 0-0 | | | | | | | | | | | | |



GAME RECAPS

GAME 22 23/23 Vanderbilt at Florida

| | 1 | 2 | 3 | 4 | TOTAL |
|--|----|----|----|----|-----------|
| | 19 | 27 | 27 | 26 | 99 |
| | 16 | 10 | 30 | 30 | 86 |

DATE Jan. 30, 2025 **SITE** Exactech Arena (Gainesville, Fla.)

TIPOFF 6:00 p.m. **END** 7:57 p.m. **ELAPSED** 1:57
ATTENDANCE 1,709

ANOTHER RECORD-SETTING PERFORMANCE
GAINESVILLE, Fla. - Mikayla Blakes rewrote the NCAA women's basketball record book once again on Thursday at Florida, as the Vanderbilt women's basketball standout broke the NCAA true freshman record for most points scored in a game with a 53-point performance to lead the No. 23/23-ranked Commodores to a 99-86 road win.

Blakes' 53 points are the most scored in a game by a first-year player at the NCAA Division I level, breaking JuJu Watkins' NCAA true freshman single-game scoring record of 51 points, set by the Southern California standout last season. Blakes was one point short of setting the NCAA Division I single-game women's basketball freshman scoring record, held by Delaware's Elena Delle Donne, who scored 54 points in a contest as a redshirt freshman in 2009-10. Delle Donne spent her first season as an NCAA student-athlete on Delaware's volleyball team before playing four seasons of women's basketball for the Blue Hens.

Blakes is the only Division I player — men's or women's — to score at least 50 points in a game this season. Additionally, she set both the SEC and the Vanderbilt women's basketball single-game scoring records. The freshman broke Jocelyn Penn's (LSU) SEC single-game record of 51 points scored on Jan. 4, 2003, against Stetson. Blakes also surpassed Khamil Pierre's previous school record of 42 points, which was set on Dec. 17 vs. Evansville.

Blakes previously set the Vanderbilt freshman record with 36 points vs. Georgia in her SEC debut on Jan. 3. Coupled with her 33-point performance at No. 19 Alabama last Sunday, Blakes is the first Vanderbilt freshman in school history to have back-to-back games with 30-plus points. The guard is also the first SEC freshman to have a 40-plus-point performance since Mikaylah Williams' 42 points vs. Kent State on Nov. 14, 2023.

The 13-point victory over the Gators extends Vanderbilt's winning streak to four games, as the Commodores improve to 18-4 overall and 5-3 in SEC play. It is the first time that Vandy has won four consecutive SEC games since the 2013-14 season.

The Vanderbilt victory marks the first time in 10 seasons that Vanderbilt has won at Florida. The last Vandy victory in Gainesville came on Feb. 9, 2015, when the Dores posted a 76-75 win in overtime.

Senior Iyana Moore scored 22 points against the Gators. It is the 14th time over the last 15 games that Moore has scored double-digit points. Sophomore Khamil Pierre pulled down 11 rebounds but had her 23-game double-digit scoring streak snapped with a 3-point performance.

The Dores shot 53.1 percent from the floor on Thursday and made 11 3-pointers. Vanderbilt forced the Gators into 18 turnovers, which led to a 31-14 edge in points off turnovers. Vandy collected 11 steals against Florida, as the Commodores collected 10 or more steals for the third-straight game.

BOX SCORE

| Vanderbilt - 99 | | | | | | | | | | | | | Record: 18-4 (5-4) | | | | | | | | | | | | |
|--------------------|-----|-------|-------|-------|----------|-------|----|----|----|----|--------|----|--------------------|-----|-----|-----|-----|-----|-----|----|-----|----|--|--|--|
| NO. Name | Min | FG | SP | FT | Rebounds | Fouls | TP | AS | TO | ST | Blocks | PF | Shooting By Period | 1st | 2nd | 3rd | 4th | TOT | FTS | TS | TS% | | | | |
| 10 J'Nave Nwaba | 18 | 0/0 | 0/0 | 0/0 | 0 | 0 | 0 | 0 | 0 | 0 | 0 | 0 | 0.0% | 0 | 0 | 0 | 0 | 0 | 0 | 0 | 0 | 0 | | | |
| 12 Khamil Pierre | 22 | 1/0 | 1/1 | 0/2 | 4 | 2 | 3 | 2 | 0 | 0 | 0 | 0 | 27.3% | 0 | 1 | 0 | 0 | 1 | 0 | 0 | 0 | 0 | | | |
| 11 Mikayla Blakes | 35 | 26/34 | 16/24 | 11/11 | 11 | 2 | 12 | 14 | 5 | 2 | 0 | 0 | 62.9% | 10 | 10 | 10 | 10 | 10 | 10 | 10 | 10 | 10 | | | |
| 11 Jordyn Oliver | 26 | 9/23 | 2/4 | 0/0 | 0 | 0 | 2 | 2 | 0 | 4 | 1 | 0 | 39.1% | 5 | 5 | 5 | 5 | 5 | 5 | 5 | 5 | 5 | | | |
| 23 Iyana Moore | 32 | 10/25 | 8/16 | 3/4 | 3 | 4 | 7 | 5 | 4 | 22 | 6 | 5 | 40.0% | 10 | 10 | 10 | 10 | 10 | 10 | 10 | 10 | 10 | | | |
| 4 Madison Greene | 19 | 16/26 | 2/3 | 0/0 | 0 | 2 | 2 | 3 | 0 | 5 | 0 | 1 | 61.5% | 8 | 8 | 8 | 8 | 8 | 8 | 8 | 8 | 8 | | | |
| 14 Aiyana Mitchell | 17 | 1/0 | 1/1 | 0/0 | 1 | 1 | 2 | 1 | 1 | 2 | 0 | 0 | 50.0% | 1 | 1 | 1 | 1 | 1 | 1 | 1 | 1 | 1 | | | |
| 5 Leilani Kapinus | 21 | 0/3 | 0/1 | 0/0 | 0 | 2 | 2 | 1 | 1 | 0 | 0 | 0 | 0.0% | 0 | 0 | 0 | 0 | 0 | 0 | 0 | 0 | 0 | | | |
| 13 Justine Pissott | 10 | 3/3 | 3/4 | 1/2 | 0 | 0 | 0 | 0 | 0 | 1 | 0 | 0 | 100.0% | 3 | 3 | 3 | 3 | 3 | 3 | 3 | 3 | 3 | | | |
| Team | | 34/64 | 11/21 | 20/25 | 12/22 | 34 | 21 | 22 | 99 | 17 | 11 | 13 | 91.3% | | | | | | | | | | | | |
| Totals | | 34/64 | 11/21 | 20/25 | 12/22 | 34 | 21 | 22 | 99 | 17 | 11 | 13 | 91.3% | | | | | | | | | | | | |

| Florida - 86 | | | | | | | | | | | | | Record: 11-11 (2-6) | | | | | | | | | | | | |
|-------------------|-----|-------|------|-------|----------|-------|----|----|----|----|--------|----|---------------------|-----|-----|-----|-----|-----|-----|----|-----|---|--|--|--|
| NO. Name | Min | FG | SP | FT | Rebounds | Fouls | TP | AS | TO | ST | Blocks | PF | Shooting By Period | 1st | 2nd | 3rd | 4th | TOT | FTS | TS | TS% | | | | |
| 9 Alexia Dizeko | 27 | 4/10 | 2/5 | 0/1 | 5 | 2 | 0 | 2 | 1 | 3 | 2 | 0 | 40.0% | 2 | 2 | 2 | 2 | 2 | 2 | 2 | 2 | 2 | | | |
| 24 Ra Shaya Kyle | 25 | 0/0 | 0/0 | 0/0 | 0 | 0 | 0 | 0 | 0 | 0 | 0 | 0 | 0.0% | 0 | 0 | 0 | 0 | 0 | 0 | 0 | 0 | 0 | | | |
| 13 Laila Reynolds | 27 | 4/7 | 4/7 | 2/3 | 6 | 12 | 4 | 4 | 2 | 3 | 0 | 0 | 57.1% | 4 | 4 | 4 | 4 | 4 | 4 | 4 | 4 | 4 | | | |
| 20 Jeriah Warren | 25 | 1/5 | 2/5 | 1/1 | 3 | 4 | 7 | 4 | 2 | 3 | 0 | 0 | 20.0% | 1 | 1 | 1 | 1 | 1 | 1 | 1 | 1 | 1 | | | |
| 23 Liv McGill | 21 | 2/6 | 1/2 | 0/2 | 6 | 7 | 1 | 3 | 4 | 4 | 3 | 3 | 33.3% | 2 | 2 | 2 | 2 | 2 | 2 | 2 | 2 | 2 | | | |
| 9 Alexia Mobley | 19 | 2/6 | 0/6 | 0/0 | 0 | 0 | 1 | 3 | 4 | 2 | 1 | 0 | 33.3% | 2 | 2 | 2 | 2 | 2 | 2 | 2 | 2 | 2 | | | |
| 6 Kenza Salgues | 17 | 1/4 | 0/0 | 0/0 | 0 | 0 | 0 | 0 | 0 | 0 | 0 | 0 | 0.0% | 0 | 0 | 0 | 0 | 0 | 0 | 0 | 0 | | | | |
| 21 Eriny Kindred | 09 | 0/0 | 0/0 | 0/0 | 0 | 1 | 1 | 0 | 0 | 0 | 0 | 0 | 0.0% | 0 | 0 | 0 | 0 | 0 | 0 | 0 | 0 | | | | |
| 22 Paige Claxton | 05 | 0/1 | 0/1 | 0/0 | 0 | 0 | 0 | 0 | 0 | 0 | 0 | 0 | 0.0% | 0 | 0 | 0 | 0 | 0 | 0 | 0 | 0 | | | | |
| Team | | 16/44 | 5/21 | 17/22 | 16 | 20 | 36 | 22 | 21 | 18 | 13 | 8 | 58.6% | | | | | | | | | | | | |
| Totals | | 16/44 | 5/21 | 17/22 | 16 | 20 | 36 | 22 | 21 | 18 | 13 | 8 | 58.6% | | | | | | | | | | | | |

| VANDY | | | | | | | | | | | | | FLORIDA | | | | | | | | | | | | | | | | | | | | | | | |
|--------------|---------------|--|---------------|--|-----------------------|----|----|--------------------------|-----|-----|-----|-----|---------|------------------|---------------|--|---------------|--|-------|----|----|--------------|---|----|----------------|---|----|-------------|----|---|----------------|-------|-------|-------|----|---|
| Biggest lead | 23 (1st 5:00) | | 41 (1st 2:43) | | Points from Turnovers | 31 | 14 | Period by Period Scoring | 1st | 2nd | 3rd | 4th | TOT | Best Scoring Run | 13 (2nd 2:23) | | 11 (1st 2:43) | | Paint | 42 | 56 | Lead Changes | 3 | 19 | Second Chances | 3 | 19 | Fast Breaks | 13 | 7 | Time with Lead | 33:28 | 04:30 | Bench | 17 | 9 |

INDIVIDUAL LEADERS

| Points | Mikayla Blakes - 53 pts Iyana Moore - 22 pts | Ra Shaya Kyle - 23 pts Liv McGill - 20 pts |
|----------|--|---|
| Rebounds | Khamil Pierre - 11 reb Iyana Moore - 7 reb | Ra Shaya Kyle - 12 reb Jeriah Warren - 7 reb |
| Assists | Iyana Moore - 6 ast Jordyn Oliver - 4 ast | Liv McGill - 4 ast Four Tied w/ 1 ast |
| Steals | M. Blakes/K. Pierre - 3 stl Leilani Kapinus - 2 stl | Liv McGill - 3 stl Eriny Kindred - 2 stl |
| Blocks | Aiyana Mitchell - 3 blk | No Blocks Recorded |

GAME 23 23/23 Vanderbilt vs. Ole Miss

| | 1 | 2 | 3 | 4 | TOTAL |
|--|----|----|----|----|-----------|
| | 12 | 20 | 25 | 19 | 76 |
| | 11 | 10 | 20 | 20 | 61 |

DATE Feb. 2, 2025 **SITE** Memorial Gymnasium (Nashville, Tenn.)

TIPOFF 2:00 p.m. **END** 3:44 p.m. **ELAPSED** 1:44
ATTENDANCE 6,021

DORES STREAK COMES TO AN END
GAINESVILLE, Fla. - The No. 23/23-ranked Vanderbilt women's basketball team had its four-game winning streak come to an end on Sunday, as the Commodores dropped a 76-61 decision to Ole Miss (RV-) at Memorial Gymnasium.

The Commodores fell victim to a hot-shooting Ole Miss team for the second time in 24 days, as the Rebels shot 54.2 percent from the field on Sunday. A pair of elongated runs by Mississippi put the game out of reach. An 18-6 run in the second quarter turned a one-point Ole Miss lead into a 13-point advantage before halftime. Vanderbilt cut its deficit to single digits early in the third quarter at 36-27, but a 10-2 spur by the Rebels extended their lead back out to double figures for the remainder of the contest.

With the loss, Vanderbilt's four-game win streak comes to an end. It was Vandy's longest stretch of consecutive SEC wins since the 2011-12 campaign. The Commodores are now 18-5 overall and 5-4 in league games.

No. 23 Vandy had a trio of double-digit scorers on Sunday, led by sophomore Khamil Pierre's 24 points. The 6-2 forward shot 61.8 percent (11-of-18) from the field and pulled down a team-high seven rebounds. Her 24-point performance marks the 24th time over the last 25 games that Pierre has scored double-digits.

Mikayla Blakes followed her record-setting 53-point performance on Thursday at Florida with a 16-point effort against Ole Miss. Blakes, who was battling flu trouble in the first half and only played in 10 minutes over the first two quarters, scored 13 of her points over the final two quarters. The freshman extends her double-digit scoring streak to nine games, as Blakes averaged 34.5 points per game over a pair of contests this week.

Senior Iyana Moore rounded out the group of double-digit scorers for the Dores with 10 points. It was the eighth time that Moore has tallied double figures in nine SEC games.

The Commodores shot 46.9 percent from the field on Sunday. The Rebels outrebounded Vanderbilt 32-23, which led to a 21-5 edge in second-chance points for Ole Miss.



BOX SCORE

| Ole Miss - 76 | | | | | | | | | | | | | Record: 15-6 (5-4) | | | | | | | | | | | | |
|-------------------------|-----|-------|-------|-------|----------|-------|----|----|----|----|--------|----|--------------------|-----|-----|-----|-----|-----|-----|----|-----|----|--|--|--|
| NO. Name | Min | FG | SP | FT | Rebounds | Fouls | TP | AS | TO | ST | Blocks | PF | Shooting By Period | 1st | 2nd | 3rd | 4th | TOT | FTS | TS | TS% | | | | |
| 7 Starr Jacobs | 34 | 16/23 | 12/13 | 0/0 | 0 | 2 | 5 | 10 | 4 | 3 | 24 | 0 | 61.8% | 7 | 7 | 7 | 7 | 7 | 7 | 7 | 7 | 7 | | | |
| 34 Madison Scott | 35 | 26/38 | 7/11 | 0/0 | 2 | 3 | 6 | 3 | 2 | 16 | 3 | 3 | 65.3% | 10 | 10 | 10 | 10 | 10 | 10 | 10 | 10 | 10 | | | |
| 9 Sara Tristen | 15 | 5/4 | 2/5 | 0/1 | 1 | 2 | 3 | 1 | 1 | 1 | 0 | 1 | 50.0% | 2 | 2 | 2 | 2 | 2 | 2 | 2 | 2 | 2 | | | |
| 2 Tameya Sadler | 31 | 5/22 | 3/6 | 1/2 | 0 | 1 | 1 | 2 | 2 | 7 | 3 | 1 | 22.7% | 1 | 1 | 1 | 1 | 1 | 1 | 1 | 1 | 1 | | | |
| 3 Kennedy Todd-Williams | 30 | 21/21 | 0/3 | 4/4 | 1 | 2 | 3 | 1 | 4 | 3 | 3 | 3 | 100.0% | 11 | 11 | 11 | 11 | 11 | 11 | 11 | 11 | 11 | | | |
| 20 Aiyana Thompson | 20 | 0/0 | 0/0 | 0/0 | 0 | 0 | 0 | 0 | 0 | 0 | 0 | 0 | 0.0% | 0 | 0 | 0 | 0 | 0 | 0 | 0 | 0 | 0 | | | |
| 1 Kirsten Deans | 20 | 2/6 | 1/2 | 1/6 | 2 | 0 | 3 | 3 | 1 | 5 | 2 | 1 | 33.3% | 1 | 1 | 1 | 1 | 1 | 1 | 1 | 1 | 1 | | | |
| 12 Christian Mwata | 15 | 0/0 | 0/0 | 0/0 | 0 | 1 | 3 | 4 | 2 | 3 | 3 | 0 | 0.0% | 0 | 0 | 0 | 0 | 0 | 0 | 0 | 0 | 0 | | | |
| 13 Mariyah Noel | 03 | 1/1 | 0/0 | 0/0 | 0 | 0 | 0 | 0 | 0 | 0 | 0 | 0 | 100.0% | 1 | 1 | 1 | 1 | 1 | 1 | 1 | 1 | 1 | | | |
| Team | | 32/59 | 21/22 | 10/14 | 13 | 32 | 15 | 17 | 15 | 14 | 11 | 5 | 61.5% | | | | | | | | | | | | |
| Totals | | 32/59 | 21/22 | 10/14 | 13 | 32 | 15 | 17 | 15 | 14 | 11 | 5 | 61.5% | | | | | | | | | | | | |

| Vanderbilt - 61 | | | | | | | | | | | | | Record: 18-5 (5-4) | | | | | | | | | | | | |
|--------------------|-----|-------|-------|-------|----------|-------|----|----|----|----|--------|----|--------------------|-----|-----|-----|-----|-----|-----|----|-----|---|--|--|--|
| NO. Name | Min | FG | SP | FT | Rebounds | Fouls | TP | AS | TO | ST | Blocks | PF | Shooting By Period | 1st | 2nd | 3rd | 4th | TOT | FTS | TS | TS% | | | | |
| 10 J'Nave Nwaba | 18 | 0/0 | 0/0 | 0/0 | 0 | 0 | 0 | 0 | 0 | 0 | 0 | 0 | 0.0% | 0 | 0 | 0 | 0 | 0 | 0 | 0 | 0 | | | | |
| 12 Khamil Pierre | 25 | 10/16 | 10/10 | 0/0 | 2 | 5 | 7 | 1 | 3 | 24 | 0 | 1 | 61.5% | 5 | 5 | 5 | 5 | 5 | 5 | 5 | 5 | | | | |
| 11 Mikayla Blakes | 35 | 10/25 | 5/9 | 0/2 | 6 | 7 | 2 | 2 | 6 | 18 | 1 | 0 | 40.0% | 5 | 5 | 5 | 5 | 5 | 5 | 5 | 5 | | | | |
| 11 Jordyn Oliver | 37 | 12/22 | 0/0 | 1/2 | 0 | 1 | 1 | 1 | 1 | 3 | 3 | 1 | 54.5% | 6 | 6 | 6 | 6 | 6 | 6 | 6 | 6 | | | | |
| 23 Iyana Moore | 30 | 10/23 | 5/13 | 3/4 | 3 | 3 | 2 | 4 | 2 | 10 | 1 | 3 | 43.5% | 5 | 5 | 5 | 5 | 5 | 5 | 5 | 5 | | | | |
| 5 Leilani Kapinus | 20 | 1/2 | 0/0 | 0/0 | 0 | 2 | 2 | 2 | 3 | 0 | 0 | 0 | 50.0% | 1 | 1 | 1 | 1 | 1 | 1 | 1 | 1 | | | | |
| 4 Madison Greene | 11 | 0/0 | 0/0 | 0/0 | 0 | 0 | 0 | 0 | 0 | 0 | 0 | 0 | 0.0% | 0 | 0 | 0 | 0 | 0 | 0 | 0 | 0 | | | | |
| 13 Justine Pissott | 10 | 2/0 | 0/0 | 0/0 | 1 | 1 | 2 | 2 | 1 | 0 | 0 | 0 | 100.0% | 2 | 2 | 2 | 2 | 2 | 2 | 2 | 2 | 2 | | | |
| 14 Aiyana Mitchell | 07 | 0/0 | 0/0 | 0/0 | 0 | 0 | 0 | 0 | 0 | 0 | 0 | 0 | 0.0% | 0 | 0 | 0 | 0 | 0 | 0 | 0 | 0 | | | | |
| Team | | 32/59 | 21/22 | 10/14 | 13 | 32 | 15 | 17 | 15 | | | | | | | | | | | | | | | | |

GAME RECAPS

GAME 25 Vanderbilt vs. Mississippi St.

| | 1 | 2 | 3 | 4 | OT | TOT | TOTAL |
|---|----|----|----|----|----|-----|-----------|
|  | 9 | 20 | 21 | 15 | 7 | 13 | 85 |
|  | 19 | 12 | 17 | 17 | 7 | 5 | 77 |

DATE Feb. 13, 2025 **SITE** Memorial Gymnasium (Nashville, Tenn.)

TIPOFF 8:00 p.m. **END** 10:35 p.m. **ELAPSED** 2:35
ATTENDANCE 3,577

DOERS FALL IN DOUBLE OVERTIME

NASHVILLE, Tenn. – The Vanderbilt women's basketball team dropped an 85-77 decision to Mississippi State on Thursday in the first double overtime game at Memorial Gymnasium in over 35 years.

In a tight battle featuring 13 lead changes and 12 ties, it was Mississippi State outscoring Vanderbilt, 13-5 in the second overtime period to finally pull away from the Commodores. It's the first double overtime contest for Vandy under head coach Shea Ralph, while it was the ninth double overtime game in program history. Additionally, it was the first double overtime game at Memorial Gym since the 1989-90 season, when the Doers dropped a 96-93 decision to Auburn on Jan. 20, 1990.

With the loss, Vanderbilt extends its losing streak to three games. The Commodores are now 18-7 overall and 5-6 in SEC play. Mississippi State improves to 18-8 and 5-7 in league games.

Sophomore Khamil Pierre registered her 13th double-double of the season with a 24-point, 12-rebound effort against the Bulldogs. Pierre has scored 20-plus points in three-straight contests. Her 24-point performance marks the 26th time over the last 27 games that the 6-2 forward score registered double-digit points.

Pierre led a quartet of double-digit scorers for the Commodores. Sophomore Madison Greene came off the bench and hit four 3-point field goals en route to a 17-point performance. It is the ninth time this season that Greene has scored 10-plus points in a reserve role.

Freshman Mikayla Blakes filled up the stat sheet against the Bulldogs. The six-time SEC Freshman of the Week registered 33 points, pulled down a career-high nine rebounds, collected five steals, and dished out four assists. Senior Iyana Moore tallied 10 points and handed out a season-best five assists.

The Commodores shot 37.2 percent from the floor against MSU, while the Bulldogs posted a 38.9 percent field goal percentage. Mississippi State outbounded Vanderbilt, 65-43, led by Madina Okot's 23-rebound performance. MSU outscored Vandy 66-30 in the paint and held a 24-9 edge in second chance points.

BOX SCORE

| NO. | Name | Min | FG | 3P | FT | Reb | Ast | Stk | Blk | PF | Shooting By Period | |
|-----------------------------|-------------------|-------|-------|------|------|-----|-----|-----|-----|----|--------------------|-----|
| | | | | | | | | | | | 1st | 2nd |
| 15 | Madina Okot | G | 33/51 | 9/12 | 9/11 | 23 | 3 | 1 | 2 | 2 | 4 | 11 |
| 0 | Denim DeShields | G | 43/26 | 9/13 | 0/3 | 2 | 2 | 4 | 4 | 5 | 3 | 1 |
| 2 | Jerkala Jordan | G | 29/24 | 9/24 | 0/0 | 3 | 1 | 4 | 4 | 2 | 1 | 0 |
| 5 | Charodie Paster | G | 41/11 | 4/8 | 0/1 | 3/4 | 6 | 9 | 1 | 4 | 11 | 3 |
| 21 | Debreasha Powe | G | 40/56 | 2/11 | 1/0 | 0 | 4 | 4 | 3 | 1 | 5 | 0 |
| 1 | Destiny McPhaul | 10/38 | 1/3 | 1/2 | 0/0 | 1 | 0 | 1 | 1 | 1 | 0 | 0 |
| 4 | Eryia Russell | 27/14 | 0/10 | 0/5 | 0/0 | 1 | 3 | 4 | 1 | 0 | 2 | 2 |
| 24 | Quanarah Montague | 19/29 | 6/9 | 0/0 | 3/6 | 8 | 4 | 12 | 2 | 3 | 15 | 1 |
| 14 | Kayla Thomas | 04/11 | 0/0 | 0/0 | 0/1 | 1 | 0 | 1 | 0 | 0 | 0 | 0 |
| Totals | | | | | | | | | | | | |
| Mississippi St. - 85 | | | | | | | | | | | | |
| Record: 18-8 (6-7) | | | | | | | | | | | | |
| Technical Fouls: NONE | | | | | | | | | | | | |

| NO. | Name | Min | FG | 3P | FT | Reb | Ast | Stk | Blk | PF | Shooting By Period | |
|------------------------|-----------------|-------|-------|-------|-----|-------|-----|-----|-----|----|--------------------|-----|
| | | | | | | | | | | | 1st | 2nd |
| 10 | Jane Nawaba | F | 10/14 | 0/1 | 0/0 | 0 | 1 | 2 | 3 | 0 | 0 | 0 |
| 12 | Khamil Pierre | F | 35/58 | 6/18 | 0/0 | 3/4 | 1 | 3 | 3 | 19 | 0 | 0 |
| 1 | Mikayla Blakes | G | 45/50 | 15/28 | 2/7 | 20/24 | 2 | 3 | 5 | 4 | 15 | 5 |
| 11 | Jordyn Oliver | G | 35/26 | 2/6 | 0/0 | 2/2 | 4 | 3 | 0 | 4 | 1 | 0 |
| 23 | Iyana Moore | G | 19/29 | 1/4 | 0/2 | 0 | 1 | 2 | 3 | 0 | 2 | 1 |
| 4 | Madison Greene | 25/34 | 2/6 | 1/3 | 1/2 | 2 | 1 | 6 | 1 | 2 | 2 | 0 |
| 5 | Leilani Kapius | 21/54 | 1/1 | 0/0 | 2/2 | 3 | 1 | 4 | 2 | 2 | 1 | 0 |
| 14 | Aiyana Mitchell | 21/32 | 1/1 | 0/0 | 1/6 | 7 | 3 | 0 | 2 | 0 | 1 | 4 |
| 13 | Justine Pissott | 10/10 | 2/3 | 2/3 | 0/0 | 0 | 0 | 1 | 1 | 0 | 0 | 0 |
| Totals | | | | | | | | | | | | |
| Vanderbilt - 77 | | | | | | | | | | | | |
| Record: 18-7 (6-6) | | | | | | | | | | | | |
| Technical Fouls: NONE | | | | | | | | | | | | |



| NO. | Name | Min | FG | 3P | FT | Reb | Ast | Stk | Blk | PF | Shooting By Period | |
|-----------------------|-----------------|-------|-------|-------|-----|-----|-----|-----|-----|----|--------------------|-----|
| | | | | | | | | | | | 1st | 2nd |
| 10 | Jane Nawaba | F | 10/14 | 0/1 | 0/0 | 0 | 1 | 2 | 3 | 0 | 0 | 0 |
| 12 | Khamil Pierre | F | 44/66 | 11/19 | 1/3 | 1/4 | 11 | 12 | 3 | 24 | 3 | 2 |
| 1 | Mikayla Blakes | G | 43/59 | 4/19 | 1/6 | 4/4 | 2 | 7 | 9 | 7 | 14 | 4 |
| 11 | Jordyn Oliver | G | 37/42 | 4/9 | 0/0 | 2 | 3 | 1 | 0 | 8 | 2 | 0 |
| 23 | Iyana Moore | G | 40/21 | 3/12 | 0/4 | 0 | 4 | 4 | 1 | 5 | 1 | 3 |
| 5 | Leilani Kapius | 09/06 | 0/1 | 0/0 | 2/2 | 2 | 1 | 1 | 2 | 2 | 0 | 0 |
| 4 | Madison Greene | 41/48 | 1/11 | 4/2 | 1/1 | 2 | 1 | 2 | 1 | 7 | 0 | 1 |
| 14 | Aiyana Mitchell | 18/12 | 0/4 | 0/0 | 1/3 | 4 | 2 | 0 | 2 | 1 | 3 | 2 |
| 13 | Justine Pissott | 09/28 | 1/2 | 1/2 | 0/0 | 1 | 1 | 1 | 3 | 1 | 0 | 0 |
| Totals | | | | | | | | | | | | |
| Auburn - 88 | | | | | | | | | | | | |
| Record: 15-14 (9-10) | | | | | | | | | | | | |
| Technical Fouls: NONE | | | | | | | | | | | | |

| Biggest lead | 9 (2nd OT) 5-6 | 10 (1st OT) 6-5 | Turnovers | 17 | 25 | Period by Period Scoring | | | | | | | |
|------------------|-----------------|-----------------|-----------|----|-------|--------------------------|-----|-----|-----|----|----|----|----|
| | | | | | | 1st | 2nd | 3rd | 4th | | | | |
| Best Scoring Run | 11 (2nd OT) 5-6 | 8 (1st OT) 4-7 | Paint | 69 | 30 | MS ST | 9 | 20 | 21 | 15 | 7 | 13 | 85 |
| Lead Changes | 12 | Second Chance | 24 | 9 | MS ST | 9 | 20 | 21 | 15 | 7 | 13 | 85 | |
| Times Tied | 15 | Fast Breaks | 8 | 18 | VANDY | 19 | 12 | 17 | 17 | 7 | 5 | 77 | |
| Time with Lead | 14:55 | Bench | 18 | 22 | VANDY | 19 | 12 | 17 | 17 | 7 | 5 | 77 | |

INDIVIDUAL LEADERS

| Points | Khamil Pierre - 24 pts | Madina Okot - 21 pts | Madison Greene - 17 pts | Jerkala Jordan - 21 pts | Khamil Pierre - 12 reb | Madina Okot - 23 reb | Mikayla Blakes - 9 reb | Quanarah Montague - 12 reb | Iyana Moore - 5 ast | Denim DeShields - 4 ast | Mikayla Blakes - 4 ast | Madina Okot - 3 ast | Mikayla Blakes - 5 stl | Madina Okot - 4 stl | A. Mitchell/L. Moore - 3 stl | Denim DeShields - 3 stl | Aiyana Mitchell - 2 blk | Madina Okot - 2 blk | L. Kapius/J. Oliver - 1 blk | D. DeShields/D. Powe - 1 blk |
|--------|------------------------|----------------------|-------------------------|-------------------------|------------------------|----------------------|------------------------|----------------------------|---------------------|-------------------------|------------------------|---------------------|------------------------|---------------------|------------------------------|-------------------------|-------------------------|---------------------|-----------------------------|------------------------------|
| | | | | | | | | | | | | | | | | | | | | |

GAME 26 Vanderbilt at Auburn

| | 1 | 2 | 3 | 4 | OT | TOTAL |
|---|----|----|----|----|----|-----------|
|  | 17 | 22 | 17 | 28 | 14 | 98 |
|  | 18 | 24 | 22 | 20 | 4 | 88 |

DATE Feb. 16, 2025 **SITE** Neville Arena (Auburn, Ala.)

TIPOFF 3:00 p.m. **END** 5:18 p.m. **ELAPSED** 2:18
ATTENDANCE 4,353

BREAKING RECORDS AGAIN

AUBURN, Ala. – Mikayla Blakes rewrote the NCAA record book once again Sunday afternoon, as she broke the NCAA freshman single-game scoring record with 55 points in a 98-88 overtime win at Auburn on Sunday afternoon.

Blake, who previously set the NCAA true freshman scoring record with 53 points at Florida on Jan. 30, broke Delaware's Elena Dela Donne's NCAA freshman scoring record of 54 points she scored as a redshirt freshman back during the 2019-20 season. Blakes is the first freshman since the turn of the century to record two 50-plus point performances in the same season, while she is the fourth NCAA Division I player to accomplish the feat since 1999-00.

The win ends Vanderbilt's three-game skid, as the Commodores are now 19-7 overall and 6-6 in SEC play. Auburn moves to 12-14 on the year and now stands at 3-10 in league play.

Vanderbilt overcame its second-largest deficit in the second half since the turn of the century by erasing a 15-point Auburn lead late in the fourth quarter. It was two points shy of the largest comeback this century for the Doers, which came on March 7, 2004, when the Commodores completed a 17-point comeback against Georgia.

Blakes shot 53.6 percent from the field, going 15-of-28 from the floor. The freshman from Somerset, New Jersey, went 23-of-24 from the free throw line, as she made her first 23 free throw attempts. The guard dished out a team-high five assists and added five rebounds and three steals to her stat line.

Additionally, Blakes' 55 points at Auburn broke her own SEC single-game scoring record of 53 points set at Florida on Jan. 30. The 55 points also set the Neville Arena single-game scoring record for either a men's or women's basketball player.

The Commodores trailed the Tigers by 15 points at 74-59 with 6:55 remaining in the game. Vanderbilt went on a 20-5 run from there to pull even with Auburn at 79-79 with 5:55 left in the contest. The Tigers regained an 81-79 advantage with a pair of free throws with 32 seconds remaining. Vandy was called for an offensive foul on the ensuing possession with 12 seconds left, and Auburn went 1-of-2 from the line to push its lead to three points.

Vanderbilt made it a one-possession game with a pair of free throws from Blakes, but Auburn answered with a couple of free throws to go back up 84-81 with seven seconds left. Blakes was fouled on an overtime game-tying 3-pointer with 0.9 seconds left in regulation and hit all three free throws to send the game into potential at 84-84.

Vandy used the momentum built in the fourth quarter to outscore Auburn 14-4 in overtime to score the 10-point, come-from-behind victory over the Tigers. Blakes' made a pair of free throws with 17 seconds left to set the NCAA freshman single-game scoring record. The guard scored 30 points combined in the fourth quarter and overtime.

Blakes' 55 points pushed her double-digit scoring streak to 12 games. It was her fourth 30-plus point performance of the year, all of which have come in SEC play. Additionally, it was Blakes' 16th game scoring 20 or more points, a mark that leads all NCAA Division I freshmen this season.

Sophomore Khamil Pierre registered double-digit points for the fourth-straight game with a 19-point performance. The 6-2 forward has now scored double-digit points in 27 of her last 28 games dating back to last season.

The Commodores shot 50.8 percent from the floor in the win, while connecting on 33.3 percent of their shots from behind the arc. Vanderbilt forced Auburn into 15 turnovers which led to a 21-13 edge in second chance points for the Doers. Vandy won the rebounding battle, 33-31, led by sophomore Aiyana Mitchell's career-high seven rebounds.

BOX SCORE

| NO. | Name | Min | FG | 3P | FT | Reb | Ast | Stk | Blk | PF | Shooting By Period | |
|-----------------------|-----------------|-------|-------|-------|-----|-------|-----|-----|-----|----|--------------------|-----|
| | | | | | | | | | | | 1st | 2nd |
| 10 | Jane Nawaba | F | 10/14 | 0/1 | 0/0 | 0 | 1 | 2 | 3 | 0 | 0 | 0 |
| 12 | Khamil Pierre | F | 35/58 | 6/18 | 0/0 | 3/4 | 1 | 3 | 3 | 19 | 0 | 0 |
| 1 | Mikayla Blakes | G | 45/50 | 15/28 | 2/7 | 20/24 | 2 | 3 | 5 | 4 | 15 | 5 |
| 11 | Jordyn Oliver | G | 35/26 | 2/6 | 0/0 | 2/2 | 4 | 3 | 0 | 4 | 1 | 0 |
| 23 | Iyana Moore | G | 19/29 | 1/4 | 0/2 | 0 | 1 | 2 | 3 | 0 | 2 | 1 |
| 4 | Madison Greene | 25/34 | 2/6 | 1/3 | 1/2 | 2 | 1 | 6 | 1 | 2 | 2 | 0 |
| 5 | Leilani Kapius | 21/54 | 1/1 | 0/0 | 2/2 | 3 | 1 | 4 | 2 | 2 | 1 | 0 |
| 14 | Aiyana Mitchell | 21/32 | 1/1 | 0/0 | 1/6 | 7 | 3 | 0 | 2 | 0 | 1 | 4 |
| 13 | Justine Pissott | 10/10 | 2/3 | 2/3 | 0/0 | 0 | 0 | 1 | 1 | 0 | 0 | 0 |
| Totals | | | | | | | | | | | | |
| Auburn - 88 | | | | | | | | | | | | |
| Record: 15-14 (9-10) | | | | | | | | | | | | |
| Technical Fouls: NONE | | | | | | | | | | | | |

| NO. | Name | Min | FG | 3P | FT | Reb | Ast | Stk | Blk | PF | Shooting By Period | |
|------------------------|----------------------|-------|-------|------|-----|-----|-----|-----|-----|----|--------------------|-----|
| | | | | | | | | | | | 1st | 2nd |
| 1 | Celia Sumbane | F | 31/11 | 3/5 | 0/1 | 2/2 | 1 | 2 | 3 | 5 | 3 | 2 |
| 5 | DeYona Gaston | F | 29/24 | 9/11 | 0/0 | 7/8 | 1 | 2 | 3 | 3 | 9 | 0 |
| 14 | Taylen Collins | F | 38/53 | 2/6 | 0/0 | 2/4 | 2 | 5 | 7 | 0 | 6 | 1 |
| 9 | Yuting Deng | G | 42/22 | 1/8 | 0/0 | 1/1 | 1 | 8 | 9 | 4 | 3 | 2 |
| 12 | Mar'haun Bostic | G | 37/34 | 4/6 | 1/1 | 5/6 | 1 | 2 | 4 | 11 | 9 | 3 |
| 11 | Syriliah Daniels | 21/54 | 2/7 | 0/3 | 0/0 | 1/2 | 3 | 4 | 0 | 4 | 3 | 0 |
| 7 | Yakyla Milton | 11/19 | 1/2 | 0/0 | 0/0 | 1 | 0 | 1 | 0 | 2 | 0 | 1 |
| 2 | Jordan Hunter | 07/28 | 0/1 | 0/1 | 0/0 | 0 | 0 | 0 | 0 | 0 | 0 | 0 |
| 20 | Oyendembwa Akintoban | 04/07 | 1/1 | 0/0 | 0/0 | 1 | 2 | 3 | 0 | 0 | 0 | 0 |
| Totals | | | | | | | | | | | | |
| Vanderbilt - 98 | | | | | | | | | | | | |
| Record: 15-14 (9-10) | | | | | | | | | | | | |
| Technical Fouls: NONE | | | | | | | | | | | | |

| Biggest lead | 11 (1st OT) 1-06 | 16 (4th OT) 6-55 | Turnovers | 25 | 13 | Period by Period Scoring | | | | | | |
|------------------|------------------|------------------|-----------|----|--------|--------------------------|-----|-----|-----|----|----|----|
| | | | | | | 1st | 2nd | 3rd | 4th | | | |
| Best Scoring Run | 21 (1st OT) 2-18 | 8 (4th OT) 6-55 | Paint | 46 | 44 | VANDY | 17 | 22 | 17 | 28 | 14 | 98 |
| Lead Changes | 3 | Second Chance | 13 | 12 | AUBURN | 18 | 24 | 22 | 20 | 4 | 88 | |
| Times Tied | 3 | Fast Breaks | 20 | 13 | AUBURN | 18 | 24 | 22 | 20 | 4 | 88 | |
| Time with Lead | 05:20 | Bench | 18 | 8 | AUBURN | 18 | 24 | 22 | 20 | 4 | 88 | |

INDIVIDUAL LEADERS

| Points | Mikayla Blakes - 55 pts | Yuting Deng - 27 pts | DeYona Gaston - 25 pts | Yuting Deng - 9 reb | Taylen Collins - 7 reb | Mikayla Blakes - 5 ast | Mar'haun Bostic - 11 ast | Jordyn Oliver - 4 ast | Three Tied w/ 3 ast | Jordyn Oliver - 6 stl | Mar'haun Bostic - 3 stl | Mikayla Blakes - 3 stl | Celia Sumbane - 2 stl | Aiyana Mitchell - 4 blk | Taylen Collins - 3 blk | Leilani Kapius - 1 blk | M. Bostic/C. Sumbane - 1 blk |
|--------|-------------------------|----------------------|------------------------|---------------------|------------------------|------------------------|--------------------------|-----------------------|---------------------|-----------------------|-------------------------|------------------------|-----------------------|-------------------------|------------------------|------------------------|------------------------------|
| | | | | | | | | | | | | | | | | | |

GAME 27 Vanderbilt at 16/16 Oklahoma

| | 1 | 2 | 3 | 4 | TOTAL |
|--|---|---|---|---|-------|
| | | | | | |



GAME RECAPS

GAME 28 Vanderbilt at 6/6 South Carolina

| | 1 | 2 | 3 | 4 | TOTAL |
|--|----|----|----|----|-----------|
| | 24 | 11 | 21 | 26 | 82 |
| | 11 | 14 | 12 | 17 | 54 |

DATE Feb. 23, 2025 **SITE** Memorial Gym (Nashville, Tenn.)

TIPOFF 2:00 p.m. **END** 4:04 p.m. **ELAPSED** 2:04
ATTENDANCE 7,805

DORES FALL ON SENIOR DAY

NASHVILLE, Tenn. – The Vanderbilt women's basketball team dropped an 82-54 decision to No. 6/6 South Carolina on Senior Day at Memorial Gymnasium.

Freshman Mikayla Blakes and sophomore Khamil Pierre each scored double-digit points for the Dores against the Gamecocks on Sunday afternoon. Blakes registered a team-high 19 points to extend her double-digit scoring streak to a career-long 14 games. Meanwhile, Pierre posted her 14th double-double of the season with a 14-point, 10-rebound effort.

Pierre's 14 double-double ties her with Vanderbilt women's basketball assistant coach Ashley Earley for the most double-doubles in a season since 1999-00. It is the fourth time that the 6-2 forward recorded a double-double in SEC play this season. Her 14-point effort also extends Pierre's current double-digit scoring streak to six games, while she has now scored 10-plus points in 29 of her last 30 games.

With the loss, Vanderbilt falls to 19-9 overall on the year and 6-8 in SEC play. Conversely, No. 6 South Carolina improves to 25-3 overall and 13-1 in league games.

The Commodores battled with the defending national champions throughout the first 20-plus minutes of Sunday's contest, as Vanderbilt trailed by six points at 35-29 at the 8:53 mark of the third quarter. South Carolina would go on a 15-1 run from there to take a double-digit lead it would never relinquish.

Vanderbilt shot 30.4 percent from the floor, while South Carolina posted a 46.2 percent field goal percentage. The Gamecocks took full control of its size advantage over Vandy on Sunday, outscoring the Commodores 48-16 in the paint.

BOX SCORE

| South Carolina - 82 | | | | | | | | | | | | | Record: 25-3 (13-1) | | | | | | | | | | | | |
|----------------------|--------------|--------------|-------------|--------------|-----------|-----------|-----------|-----------|-----------|-----------|----------|--------------------|---------------------|--|--|--|--|--|--|--|--|--|--|--|--|
| NO. Name | Min | FG | 3P | FT | Rebounds | Fouls | TP | AS | TO | ST | Blocks | Shooting By Period | | | | | | | | | | | | | |
| | | MA | MA | MA | OR | DR | OR | DR | OR | DR | OR | OR | | | | | | | | | | | | | |
| 13 Santa Feagin | F 12:55 | 0/0 | 0/0 | 2/2 | 3 | 3 | 1 | 2 | 0 | 0 | 0 | 3PT: 2.5 40.0% | | | | | | | | | | | | | |
| 21 Chloe Kotts | F 19:53 | 2/4 | 0/1 | 0/1 | 2 | 4 | 4 | 2 | 3 | 1 | 1 | FTL: 6.6 100% | | | | | | | | | | | | | |
| 0 To-Hina Paopao | G 20:56 | 4/10 | 2/4 | 3/4 | 0 | 3 | 1 | 2 | 13 | 2 | 0 | 2PT: 5.21 23.8% | | | | | | | | | | | | | |
| 23 Bree Hall | G 27:27 | 1/9 | 0/6 | 1/2 | 1 | 2 | 3 | 0 | 3 | 1 | 1 | 3PT: 0.6 0.0% | | | | | | | | | | | | | |
| 25 Raven Johnson | F 18:30 | 2/4 | 0/0 | 0/0 | 4 | 1 | 0 | 4 | 2 | 2 | 1 | FTL: 1.6 16.7% | | | | | | | | | | | | | |
| 4 Joyce Edwards | 20:20 | 6/12 | 5/7 | 10/21 | 12 | 3 | 7 | 17 | 3 | 1 | 0 | 2PT: 6.11 54.5% | | | | | | | | | | | | | |
| 12 MiLaysia Fulwiley | 19:20 | 10/15 | 2/4 | 2/4 | 1 | 3 | 4 | 2 | 24 | 1 | 0 | 3PT: 1.2 60.0% | | | | | | | | | | | | | |
| 30 Maryam Dauda | 11:51 | 1/2 | 0/0 | 1/2 | 3 | 7 | 0 | 2 | 0 | 1 | 0 | FTL: 1.1 72.7% | | | | | | | | | | | | | |
| 5 Tessa Johnson | 17:44 | 1/5 | 1/4 | 2/4 | 2 | 2 | 2 | 2 | 0 | 2 | 0 | 2PT: 1.16 55.0% | | | | | | | | | | | | | |
| 35 Sakima Walker | 05:37 | 0/1 | 0/0 | 0/0 | 1 | 1 | 0 | 0 | 1 | 0 | 0 | FTL: 2.4 50% | | | | | | | | | | | | | |
| 1 Maddy McDaniel | 07:59 | 2/2 | 0/0 | 1/0 | 0 | 0 | 1 | 5 | 2 | 1 | 0 | GM FOL: 2.66 46.2% | | | | | | | | | | | | | |
| 15 Adah'ya | 02:28 | 1/1 | 0/0 | 0/0 | 1 | 1 | 2 | 0 | 0 | 0 | 0 | 3PT: 0.19 25.0% | | | | | | | | | | | | | |
| Team | | | | | 1 | 2 | 4 | 1 | 2 | 0 | 0 | FTL: 17.27 63.0% | | | | | | | | | | | | | |
| Totals | 30:05 | 15-19 | 7-27 | 20-27 | 47 | 25 | 22 | 32 | 16 | 13 | 5 | 0 | | | | | | | | | | | | | |

| Vanderbilt - 54 | | | | | | | | | | | | | Record: 19-9 (6-8) | | | | | | | | | | | | |
|--------------------|--------------|--------------|--------------|--------------|-----------|-----------|-----------|-----------|-----------|-----------|----------|--------------------|--------------------|--|--|--|--|--|--|--|--|--|--|--|--|
| NO. Name | Min | FG | 3P | FT | Rebounds | Fouls | TP | AS | TO | ST | Blocks | Shooting By Period | | | | | | | | | | | | | |
| | | MA | MA | MA | OR | DR | OR | DR | OR | DR | OR | OR | | | | | | | | | | | | | |
| 10 Jane Nwabia | F 05:27 | 0/0 | 0/0 | 0/0 | 1 | 1 | 0 | 0 | 0 | 0 | 0 | 3PT: 0.0 0.0% | | | | | | | | | | | | | |
| 12 Khamil Pierre | F 31:13 | 6/17 | 2/6 | 2/4 | 3 | 7 | 3 | 4 | 14 | 0 | 2 | FTL: 0.0 0% | | | | | | | | | | | | | |
| 6 Leilani Kapinus | G 22:40 | 4/0 | 0/0 | 1/2 | 3 | 3 | 4 | 5 | 4 | 1 | 2 | 3PT: 5.13 38.9% | | | | | | | | | | | | | |
| 11 Jordyn Oliver | G 20:00 | 2/3 | 0/0 | 0/0 | 1 | 1 | 3 | 0 | 4 | 1 | 2 | 3PT: 1.0 20.0% | | | | | | | | | | | | | |
| 23 Iyana Moore | G 21:20 | 0/4 | 0/2 | 1/2 | 1 | 2 | 3 | 1 | 2 | 4 | 1 | FTL: 3.8 37.5% | | | | | | | | | | | | | |
| 1 Mikayla Blakes | 31:19 | 5/15 | 2/5 | 7/8 | 3 | 4 | 7 | 4 | 19 | 2 | 3 | 1PT: 5.17 17.8% | | | | | | | | | | | | | |
| 4 Madison Greene | 27:05 | 0/5 | 0/4 | 0/0 | 0 | 2 | 2 | 2 | 3 | 2 | 0 | 3PT: 0.2 0.0% | | | | | | | | | | | | | |
| 14 Alyana Mitchell | 14:16 | 2/5 | 0/0 | 1/2 | 2 | 2 | 4 | 4 | 1 | 3 | 0 | FTL: 6.8 75% | | | | | | | | | | | | | |
| 13 Justine Pissott | 03:28 | 0/1 | 0/0 | 0/0 | 0 | 0 | 0 | 1 | 0 | 0 | 0 | 3PT: 0.4 0.0% | | | | | | | | | | | | | |
| 2 Jada Brown | 01:14 | 0/0 | 0/0 | 0/0 | 0 | 0 | 1 | 0 | 0 | 0 | 0 | FTL: 4.0 100% | | | | | | | | | | | | | |
| Team | | | | | 3 | 4 | 4 | 0 | 10 | 0 | 0 | FTL: 9.9 100% | | | | | | | | | | | | | |
| Totals | 17:56 | 12-12 | 18-25 | 14-11 | 35 | 22 | 23 | 54 | 10 | 17 | 8 | 0 | | | | | | | | | | | | | |

| Technical Fouls: NONE | | | | | | | | | | | | |
|--------------------------|-----|-----|-----|-----|--|--|--|--|--|--|--|--|
| Dead Ball Rebounds: 5-0 | | | | | | | | | | | | |
| Period by Period Scoring | | | | | | | | | | | | |
| 1st | 2nd | 3rd | 4th | TOT | | | | | | | | |
| SC | 24 | 11 | 21 | 26 | | | | | | | | |
| Vandy | 11 | 14 | 12 | 17 | | | | | | | | |

INDIVIDUAL LEADERS

| SC | | | | | | | | | | | | | Vandy | | | | | | | | | | | | |
|------------------|---------------------------|---------------------------|-----------|----|----------------|-----------------|-------|-------|-------|----|----|----|-------|--|--|--|--|--|--|--|--|--|--|--|--|
| Biggest lead | 30 (4 th 0:30) | 0 (1 st 10:00) | Turnovers | 23 | 3 | Points from 3PT | 17 | 12 | SC | 24 | 11 | 26 | | | | | | | | | | | | | |
| Best Scoring Run | 10 (2 nd 4:43) | 7 (3 rd 8:53) | Paint | 48 | 16 | Fast Breaks | 10 | 0 | Vandy | 11 | 14 | 12 | | | | | | | | | | | | | |
| Lead Changes | 0 | Second Chances | 17 | 12 | Time with Lead | 00:00 | 00:00 | Bench | 56 | 30 | | | | | | | | | | | | | | | |

| Points | | | | | | | | | | | | |
|-------------------------------|------------------------------|--|--|--|--|--|--|--|--|--|--|--|
| Mikayla Blakes - 19 pts | MiLaysia Fulwiley - 24 pts | | | | | | | | | | | |
| Khamil Pierre - 14 pts | Joyce Edwards - 17 pts | | | | | | | | | | | |
| Khamil Pierre - 10 reb | Joyce Edwards - 12 reb | | | | | | | | | | | |
| M. Blakes/L. Kapinus - 7 reb | Maryam Dauda - 7 reb | | | | | | | | | | | |
| Four Tied w/ 2 ast | Te-Hina Paopao - 4 ast | | | | | | | | | | | |
| A. Mitchell/J. Oliver - 1 ast | J. Edwards/C. Kitts - 3 ast | | | | | | | | | | | |
| Jordyn Oliver - 3 stl | J. Edwards/T. PaoPao - 3 stl | | | | | | | | | | | |
| Madison Greene - 2 stl | MiLaysia Fulwiley - 2 stl | | | | | | | | | | | |
| No Blocks Recorded | Joyce Edwards - 3 blk | | | | | | | | | | | |
| | Three Tied w/ 1 blk | | | | | | | | | | | |

| Rebounds | | | | | | | | | | | | |
|-------------------------------|------------------------------|--|--|--|--|--|--|--|--|--|--|--|
| Mikayla Blakes - 19 pts | MiLaysia Fulwiley - 24 pts | | | | | | | | | | | |
| Khamil Pierre - 14 pts | Joyce Edwards - 17 pts | | | | | | | | | | | |
| Khamil Pierre - 10 reb | Joyce Edwards - 12 reb | | | | | | | | | | | |
| M. Blakes/L. Kapinus - 7 reb | Maryam Dauda - 7 reb | | | | | | | | | | | |
| Four Tied w/ 2 ast | Te-Hina Paopao - 4 ast | | | | | | | | | | | |
| A. Mitchell/J. Oliver - 1 ast | J. Edwards/C. Kitts - 3 ast | | | | | | | | | | | |
| Jordyn Oliver - 3 stl | J. Edwards/T. PaoPao - 3 stl | | | | | | | | | | | |
| Madison Greene - 2 stl | MiLaysia Fulwiley - 2 stl | | | | | | | | | | | |
| No Blocks Recorded | Joyce Edwards - 3 blk | | | | | | | | | | | |
| | Three Tied w/ 1 blk | | | | | | | | | | | |

| Assists | | | | | | | | | | | | |
|-------------------------------|------------------------------|--|--|--|--|--|--|--|--|--|--|--|
| Four Tied w/ 2 ast | Te-Hina Paopao - 4 ast | | | | | | | | | | | |
| A. Mitchell/J. Oliver - 1 ast | J. Edwards/C. Kitts - 3 ast | | | | | | | | | | | |
| Jordyn Oliver - 3 stl | J. Edwards/T. PaoPao - 3 stl | | | | | | | | | | | |
| Madison Greene - 2 stl | MiLaysia Fulwiley - 2 stl | | | | | | | | | | | |
| No Blocks Recorded | Joyce Edwards - 3 blk | | | | | | | | | | | |
| | Three Tied w/ 1 blk | | | | | | | | | | | |

| Steals | | | | | | | | | | | | |
|------------------------|------------------------------|--|--|--|--|--|--|--|--|--|--|--|
| Jordyn Oliver - 3 stl | J. Edwards/T. PaoPao - 3 stl | | | | | | | | | | | |
| Madison Greene - 2 stl | MiLaysia Fulwiley - 2 stl | | | | | | | | | | | |
| No Blocks Recorded | Joyce Edwards - 3 blk | | | | | | | | | | | |
| | Three Tied w/ 1 blk | | | | | | | | | | | |

| Blocks | | | | | | | | | | | | |
|--------------------|-----------------------|--|--|--|--|--|--|--|--|--|--|--|
| No Blocks Recorded | Joyce Edwards - 3 blk | | | | | | | | | | | |
| | Three Tied w/ 1 blk | | | | | | | | | | | |

GAME 29 Vanderbilt vs. Texas A&M

| | 1 | 2 | 3 | 4 | TOTAL |
|--|----|----|----|----|-----------|
| | 11 | 14 | 14 | 19 | 58 |
| | 16 | 21 | 33 | 21 | 91 |

DATE Feb. 27, 2025 **SITE** Memorial Gym (Nashville, Tenn.)

TIPOFF 6:30 p.m. **END** 8:14 p.m. **ELAPSED** 1:44
ATTENDANCE 4,411

DORES LOCK UP TEXAS A&M

NASHVILLE, Tenn. – Sophomore Khamil Pierre scored 31 points and the Vanderbilt women's basketball team collected 21 steals in a 91-58 win over Texas A&M Thursday night.

Pierre shot 61.9 percent from the floor (13-of-21) in her 31-point performance and pulled down a team-high six rebounds. The 6-2 forward nearly had a double-double via points and steals, as Pierre added a career-high nine steals and a personal-best five assists to her stat line in game against the Aggies. It is the second 30-plus point outing for Pierre this season, as she scored a then-school record 42 points vs. Evansville on Dec. 14. It was also her 16th game this season with 20 or more points.

The Commodores collected 21 steals and forced Texas A&M into 30 turnovers. It was the second time this season that Vanderbilt has collected 20 or more steals in a game, as the Dores had a season-best 24 steals against Evansville. Meanwhile, it was Vandy's third game forcing a foe into 30 or more turnovers in 2024-25.

With the win, Vanderbilt improves to 20-9 overall and 7-8 in SEC play. It marks the second-straight season that the Dores have collected at least 20 wins, as Vandy went 23-10 in 2023-24. It is the first time since the 2011-12 and 2012-13 campaigns that Vandy has posted back-to-back 20-win seasons.

Freshman Mikayla Blakes scored 18 points and added five assists and four steals. Her 18-point effort extended Blakes' double-digit scoring streak to a career-high 15 games. Junior Justine Pissott registered a season-best 14 points and hit a season-high four 3-pointers, shooting a perfect 1.000 percent from behind the arc.

Senior Iyana Moore moved into a tie for 23rd on Vanderbilt's all-time scoring list on Thursday, as she is now tied with Misty Lamb (1990-93) with 1,247 career points. Moore also passed Carolyn Peck (1,240 pts; 1985-88) on Thursday on Vandy's all-time scoring list.

The Dores shot 47.2 percent from the floor in the victory and made nine 3-point field goals. Vanderbilt's 30 turnovers forced led to a 41-12 edge for the Commodores in points off turnovers. Vandy also held a 24-4 advantage in fastbreak points.

BOX SCORE

| Texas A&M - 58 | | | | | | | | | | | | | Record: 10-17 (8-12) | | | | | | | | | | | | |
|----------------------|--------------|--------------|------------|--------------|-----------|-----------|-----------|----------|-----------|-----------|----------|--------------------|----------------------|--|--|--|--|--|--|--|--|--|--|--|--|
| NO. Name | Min | FG | 3P | FT | Rebounds | Fouls | TP | AS | TO | ST | Blocks | Shooting By Period | | | | | | | | | | | | | |
| | | MA | MA | MA | OR | DR | OR | DR | OR | DR | OR | OR | | | | | | | | | | | | | |
| 13 Jada Malone | F 28:18 | 6/8 | 0/0 | 0/2 | 4 | 3 | 7 | 2 | 12 | 0 | 1 | 1 | 0 | | | | | | | | | | | | |
| 32 Lauren Ware | F 32:31 | 6/14 | 0/0 | 4/5 | 4 | 6 | 1 | 6 | 18 | 0 | 2 | 2 | 1 | | | | | | | | | | | | |
| 3 Erica Moon | G 23:58 | 1/4 | 0/2 | 0/0 | 2 | 2 | 3 | 4 | 2 | 3 | 5 | 1 | 0 | | | | | | | | | | | | |
| 20 J'anan Keri | G 31:03 | 2/2 | 1/3 | 0/0 | 1 | 1 | 1 | 0 | 5 | 3 | 2 | 0 | 1 | | | | | | | | | | | | |
| 24 Sahara Jones | G 32:33 | 2/8 | 1/4 | 4/6 | 4 | 7 | 2 | 4 | 9 | 3 | 1 | 0 | 0 | | | | | | | | | | | | |
| 17 Kyndal Hunter | 27:27 | 2/5 | 1/3 | 1/1 | 4 | 4 | 3 | 2 | 6 | 7 | 0 | 0 | 0 | | | | | | | | | | | | |
| 23 Amrith Abdur-Rahm | 22:40 | 4/8 | 0/0 | 0/0 | 2 | 5 | 3 | 1 | 8 | 3 | 4 | 0 | 1 | | | | | | | | | | | | |
| Team | | | | | 3 | 6 | 0 | 0 | 12 | 1 | 0 | 0 | 0 | | | | | | | | | | | | |
| Totals | 22:53 | 13-12 | 0-0 | 14-27 | 41 | 15 | 16 | 0 | 14 | 30 | 5 | 7 | 1 | | | | | | | | | | | | |

| Vanderbilt - 91 | | | | | | | | | | | | | Record: 20-9 (7-8) | | | | | | | | | | | | |
|--------------------|--------------|--------------|--------------|--------------|-----------|-----------|-----------|----------|-----------|-----------|-----------|--------------------|--------------------|--|--|--|--|--|--|--|--|--|--|--|--|
| NO. Name | Min | FG | 3P | FT | Rebounds | Fouls | TP | AS | TO | ST | Blocks | Shooting By Period | | | | | | | | | | | | | |
| | | MA | MA | MA | OR | DR | OR | DR | OR | DR | OR | OR | | | | | | | | | | | | | |
| 10 Jane Nwabia | F 13:10 | 1/4 | 1/3 | 2/2 | 2 | 1 | 1 | 1 | 5 | 1 | 0 | 0 | 0 | | | | | | | | | | | | |
| 12 Khamil Pierre | F 30:46 | 13/21 | 5/7 | 2/4 | 4 | 6 | 3 | 3 | 5 | 4 | 9 | 0 | 0 | | | | | | | | | | | | |
| 1 Mikayla Blakes | G 31:33 | 6/16 | 1/4 | 5/6 | 2 | 1 | 3 | 15 | 15 | 0 | 4 | 4 | 5 | | | | | | | | | | | | |
| 11 Jordyn Oliver | G 27:01 | 2/2 | 0/0 | 0/0 | 0 | 3 | 0 | 2 | 4 | 4 | 0 | 2 | 0 | | | | | | | | | | | | |
| 23 Iyana Moore | G 17:22 | 3/4 | 2/5 | 0/0 | 0 | 0 | 1 | 0 | 8 | 1 | 2 | 1 | 0 | | | | | | | | | | | | |
| 5 Leilani Kapinus | 21:29 | 2/5 | 0/1 | 0/0 | 3 | 3 | 6 | 4 | 2 | 1 | 2 | 0 | 0 | | | | | | | | | | | | |
| 4 Madison Greene | 21:32 | 2/8 | 1/4 | 0/0 | 0 | 1 | 1 | 1 | 5 | 2 | 0 | 3 | 13 | | | | | | | | | | | | |
| 14 Alyana Mitchell | 08:57 | 0/2 | 0/0 | 2/2 | 0 | 1 | 1 | 0 | 2 | 0 | 0 | 0 | 0 | | | | | | | | | | | | |
| 13 Justine Pissott | 17:16 | 5/5 | 4/4 | 0/0 | 0 | 1 | 1 | 0 | 14 | 1 | 0 | 0 | 12 | | | | | | | | | | | | |
| 2 Jada Brown | 04:54 | 0/2 | 0/1 | 0/0 | 0 | 0 | 0 | 0 | 0 | 0 | 0 | 0 | 0 | | | | | | | | | | | | |
| 24 Aja Makurat | 04:54 | 0/1 | 0/1 | 0/0 | 0 | 0 | 0 | 0 | 0 | 0 | 0 | 0 | 0 | | | | | | | | | | | | |
| 30 Trinity Wilson | 03:08 | 0/0 | 0/0 | 0/0 | 0 | 0 | 0 | 0 | 0 | 0 | 0 | 0 | 0 | | | | | | | | | | | | |
| Team | | | | | 4 | 4 | 8 | 0 | 12 | 0 | 21 | 1 | 7 | | | | | | | | | | | | |
| Totals | 34:72 | 50-91 | 14-17 | 14-20 | 34 | 16 | 10 | 0 | 22 | 13 | 21 | 0 | 7 | | | | | | | | | | | | |

| Technical Fouls: NONE | | | | | | | | | | | | |
|--------------------------|-----|-----|-----|-----|--|--|--|--|--|--|--|--|
| Dead Ball Rebounds: 8-2 | | | | | | | | | | | | |
| Period by Period Scoring | | | | | | | | | | | | |
| 1st | 2nd | 3rd | 4th | TOT | | | | | | | | |
| TAMU | 11 | 14 | 14 | 19 | | | | | | | | |
| TAMU | 16 | 21 | 33 | 21 | | | | | | | | |