



6 SEC TOURNAMENT CHAMPIONSHIPS • 28 NCAA TOURNAMENTS • 1 FINAL FOUR • 5 ELITE EIGHTS • 14 SWEET SIXTEENS

# VANDERBILT

WOMEN'S BASKETBALL

2024-25 GAME NOTES • GAME 32 • vs. No. 1 SOUTH CAROLINA

## 2024-25 SCHEDULE

Overall: 22-9 | SEC: 8-8  
Home: 13-4 | Away: 7-4 | Neutral: 2-1  
NET Ranking: 22 | Streak: W-3

### NOVEMBER (7-1)

4	Lipscomb	Win	102-50
8	Austin Peay	Win	93-37
14	at South Florida	Win	62-49
17	Butler	Win	81-52
20	Hampton	Win	94-45
22	Samford	Win	104-59
26	vs. Arizona <sup>^</sup>	Win	71-60
27	vs. (RV/RV) Michigan State <sup>^</sup>	Loss	70-78

### DECEMBER (6-0)

1	Appalachian State	Win	94-40
4	at Miami <sup>#</sup>	Win	88-70
14	Evansville	Win	106-40
19	at Dayton	Win	80-66
21	West Georgia	Win	103-68
29	Alabama A&M	Win	93-64

### JANUARY (5-3)

2	Georgia*	Win	108-82
5	#16/16 Kentucky*	Loss	78-96
9	at (RV/RV) Ole Miss*	Loss	59-87
11	at #5/4 LSU*	Loss	77-83
19	#15/15 Tennessee*	Win	71-70
23	Arkansas*	Win	101-60
26	at #19/19 Alabama*	Win	66-64
30	at Florida*	Win	99-86

### FEBRUARY (2-5)

2	Ole Miss*	Loss	61-76
6	at #4/6 Texas*	Loss	66-87
13	Mississippi State*	Loss	77-85 (2OT)
16	at Auburn*	Win	98-88 (OT)
20	at #16/16 Oklahoma*	Loss	81-101
23	#6/6 South Carolina*	Loss	54-82
27	Texas A&M*	Win	91-58

### MARCH (2-0)

2	at Missouri*	Win	100-59
6	vs. Tennessee%	Win	84-76
7	vs. South Carolina%	11 a.m.	ESPN

All times Central • Home games in bold • Neutral games in italics

\*SEC game • ^Acisrue Classic (Palm Springs, Calif.) • #SEC/ACC Challenge • %SEC Tournament

Rankings: AP/Coaches • All games times and dates are subject to change

## GAME 32



**#8 VANDERBILT** (22-9)  
vs. **#1 SOUTH CAROLINA** (27-3)



**FRIDAY, MARCH 7**  
11 a.m. CT



**GREENVILLE, S.C.**  
Bon Secours Wellness Arena (15,000)



**ESPN**  
Ryan Ruocco (Play-By-Play) • Rebecca Lobo (Analyst)  
• Holly Rowe (Analyst)



**94.9 THE FAN**  
Vanderbilt Athletics App • Jake Lyman

## STARTING FIVE

>> The Commodores head into the 2025 SEC Women's Basketball holding a 21-9 overall record. The Doers went 8-8 in SEC play, tied with Tennessee in the standings. Vanderbilt has won two-straight coming into Bon Secours Wellness Arena, as the Doers closed the regular season scoring 90-plus points in back-to-back wins over Texas A&M (91-58) and at Missouri (100-59) in the final week of the regular season.

>> The Commodores earned the tournament's No. 8 seed by holding the tiebreaker over the Lady Vols thanks to Vandy's 71-70 victory over Tennessee at Memorial Gym on Jan. 19. It marks the second-straight season Vanderbilt has earned a bye at the SEC Tournament, as the Doers were the No. 6 seed last season.

>> Vanderbilt will take on the winner of Wednesday's game between Tennessee and Texas A&M. The Commodores went 2-0 against the Lady Vols and Aggies this season. Back on Jan. 19, freshman Mikayla Blakes' putback with 0.8 seconds left in the game gave Vandy a 71-70 victory over Tennessee in Nashville. More recently, the Doers posted a 91-58 win over Texas A&M at Memorial Gym on Feb. 27.

>> Vanderbilt is 49-38 all-time at the SEC Tournament, while the Commodores are 1-3 under head coach Shea Ralph. Vanderbilt received a bye in this year's tournament, which marks the second-straight season that the Doers have earned a bye in the SEC Women's Basketball Tournament.

>> The Commodores have won a total of six SEC Tournament Championships, with the most recent coming at the 2009 SEC Women's Basketball Tournament. Vanderbilt has made eight appearances in the SEC Championship Game, with the last coming also in 2009. Vandy has made a total of 18 SEC Tournament Semifinal appearances, with the previous occurrence taking place in 2011.



## TEAM COMPARISON

22-9	Overall Record	27-3
8-8	SEC Record	15-1
84.3	Points Per Game	80.5
68.3	Opp. Per Game	57.4
45.3	Field Goal Pct.	46.4
43.4	Opp. Field Goal Pct.	35.0
33.9	3-Point Pct.	33.3
29.6	Opp. 3-Point Pct.	29.2
78.1	Free Throw Pct.	76.1
38.4	Rebounds Per Game	42.7
+1.2	Rebounding Margin	+7.8
16.6	Assists Per Game	16.7
13.8	Turnovers Per Game	12.0
12.6	Steals Per Game	9.5
2.7	Blocks Per Game	5.8

## SERIES HISTORY

Games:	44
Vanderbilt Series Record:	21-23
Games in Nashville:	11-10
Games in Columbia, S.C.:	8-13
Neutral Site Games:	2-0
First Meeting:	March 13, 1991 in Nashville, Tenn., Vanderbilt, 73-64
Last Meeting:	Feb. 23, 2025 in Nashville, Tenn., South Carolina, 54-82
Last Vandy Win:	Feb. 27, 2011 in Columbia, S.C., 74-60 (OT)
Last Vandy Loss:	Feb. 23, 2025 in Nashville, Tenn., 54-82
Last Home Win:	Feb. 7, 2008, 78-48
Last Road Win:	Feb. 27, 2011, 74-60 (OT)
Last Neutral Win:	March 2, 2000 in Chattanooga, Tenn., 78-48
Last Home Loss:	Feb. 23, 2025, 54-82
Last Road Loss:	Jan. 28, 2024, 74-91
Last Neutral Loss:	Never
vs. South Carolina under Ralph:	0-4
Current Vanderbilt Streak:	L-17

## LAST FIVE GAMES

Date	Location	Vandy Result	Score
02.23.25	Nashville	Loss	54-82
01.28.24	Columbia	Loss	74-91
01.19.23	Nashville	Loss	48-96
01.24.22	Columbia	Loss	30-85
01.14.21	Nashville	Loss	43-106

## PROJECTED STARTERS



**1**  
**MIKAYLA BLAKES**  
G • 5-8 • Fr.  
Somerset, N.J.  
Rutgers Prep HS  
Points • 23.3  
FG% • 46.1  
3PPFG% • 34.4  
Boards • 3.4  
Assists • 3.1  
Steals • 2.4



**10**  
**JANE NWABARA**  
G • 5-10 • Fr.  
Carlson, Calif.  
Pepperdine  
Points • 4.7  
FG% • 46.0  
3PPFG% • 40.0  
Boards • 2.4  
Assists • 0.9  
Ast/TO • 1.5



**11**  
**JORDYN OLIVER**  
G • 5-10 • Fr.  
Prosper, Texas  
Duke • Baylor  
Points • 3.9  
FG% • 46.6  
FT% • 80.0  
Boards • 4.5  
Assists • 3.6  
Ast/TO • 2.4



**12**  
**KHAMIL PIERRE**  
F • 6-2 • So.  
Phoenix, Ariz.  
Perry HS  
Points • 20.6  
FG% • 50.1  
FT% • 67.1  
Boards • 9.7  
Assists • 2.2  
Steals • 3.0



**23**  
**IYANA MOORE**  
G • 5-8 • Sr.  
Milwaukee, Wis.  
Blackman HS  
Points • 12.5  
FG% • 38.4  
FT% • 82.9  
3PPFG% • 34.7  
3PPFG PG • 2.0  
Assists • 2.6



# ROSTER BREAKDOWN

## CLASS

**GRADUATE (3):** Leilani Kapinus, Jane Nwaba, Jordyn Oliver

**SENIOR (2):** Iyana Moore, Sacha Washington

**JUNIOR (2):** Jada Brown, Justine Pissott

**SOPHOMORE (4):** Madison Greene, Aga Makurat, Aiyana Mitchell, Khamil Pierre

**FRESHMAN (2):** Mikayla Blakes, Trinity Wilson, Monique Williams\*

## POSITION

**FORWARD (6):** Aiyana Mitchell, Jane Nwaba, Khamil Pierre, Justine Pissott, Sacha Washington, Trinity Wilson, Monique Williams\*

**GUARD (8):** Mikayla Blakes, Jada Brown, Madison Greene, Leilani Kapinus, Aga Makurat, Iyana Moore, Jordyn Oliver, Justine Pissott

## HOME STATE/COUNTRY

**NEW JERSEY (2):** Mikayla Blakes, Justine Pissott

**WISCONSIN (2):** Leilani Kapinus, Iyana Moore

**CALIFORNIA (1):** Jane Nwaba

**GEORGIA (1):** Sacha Washington

**ARIZONA (1):** Khamil Pierre

**ARKANSAS (1):** Jada Brown

**AUSTRALIA (1):** Monique Williams\*

**COLORADO (1):** Aiyana Mitchell

**MINNESOTA (1):** Trinity Wilson

**OHIO (1):** Madison Greene

**POLAND (1):** Aga Makurat

**TEXAS (1):** Jordyn Oliver

\*Early enrollee, will begin collegiate career in '25-26

## COACHES & STAFF

**HEAD COACH:** SHEA RALPH • 4TH SEASON

**ASSOCIATE HEAD COACH:** TOM GARRICK • 4TH SEASON

**ASSISTANT COACH:** ASHLEY EARLEY • 4TH SEASON

**ASSISTANT COACH:** KEVIN DEMILLE • 4TH SEASON

**AST. COACH/AST. DIR. OF OPS:** ERIC MUNDINGER • 3RD SEASON

**CHIEF OF STAFF/EXECUTIVE DIR. OF OPS:** CHRIS BRANN • 4TH SEASON

**DIR. OF INTERNAL OPS./ON-CAMPUS RECRUITING COORD:** KOKO NELSON • 4TH SEASON

**DIR. OF STRENGTH & CONDITIONING:** JENA READY • 1ST SEASON

**SENIOR ASSO. ATHLETIC TRAINER:** ALLISON SHEPHERD • 4TH SEASON

**DIR. OF CREATIVE CONTENT:** LEAH DUSTERHOFT • 4TH SEASON

**DIR. OF SPECIAL PROJECTS & ATHLETIC CULTURE:** YVONNE HAWKINS • 1ST SEASON

**DIR. OF PLAYER ENGAGEMENT & INFLUENCE:** AUDREY MONTGOMERY • 1ST SEASON

**VIDEO COORDINATOR:** JT OREM • 1ST SEASON

**SPORTS INFORMATION DIRECTOR:** CHRIS CASKEY • 2ND SEASON



FRONT ROW (L-R) JANE NWABA, LEILANI KAPINUS, MADISON GREENE, JORDYN OLIVER, IYANA MOORE, JADA BROWN, MIKAYLA BLAKES  
BACK ROW (L-R) SACHA WASHINGTON, MONIQUE WILLIAMS, AGA MAKURAT, KHAMIL PIERRE, AIYANA MITCHELL, JUSTINE PISSOTT, TRINITY WILSON

## 2024-25 ROSTER

No.	Name	POS	HT	YR	EXP	Hometown (Previous School)
1	Mikayla Blakes	G	5-8	Fr.	HS	Somerset, N.J. (Rutgers Prep)
2	Jada Brown	G	5-8	Jr.	2V	Bentonville, Ark. (Bentonville HS)
4	Madison Greene	G	5-6	So.	1V	Columbus, Ohio (Pickerington Central HS)
5	Leilani Kapinus	G	5-10	Gr.	TR	Madison, Wis. (Penn State)
10	Jane Nwaba	F	5-10	Gr.	TR	Carson, Calif. (Pepperdine)
11	Jordyn Oliver	G	5-10	Gr.	1V	Prosper, Texas (Duke)
12	Khamil Pierre	F	6-2	So.	1V	Phoenix, Ariz. (Perry HS)
13	Justine Pissott	G/F	6-4	Jr.	1V	Toms River, N.J. (Tennessee)
14	Aiyana Mitchell	F	6-4	So.	1V	Colorado Springs, Colo. (Fountain-Fort Carson HS)
23	Iyana Moore	G	5-8	Sr.	2V	Milwaukee, Wis. (Blackman HS)
24	Aga Makurat	G	6-2	So.	1V	Sierakowice, Poland (Sopocka Akademia Tenisowa)
30	Trinity Wilson	F	6-3	Fr.	HS	Lakeville, Minn. (Lakeville North HS)
35	Sacha Washington	F	6-2	Sr.	3V	Lawrenceville, Ga. (Collins Hill HS)
-	Monique Williams*	F	6-3	Fr.	HS	Perth, Australia (Willeton Senior HS)

\*Early enrollee, will begin collegiate career in '25-26

## COACHING STAFF

**HEAD COACH:** Shea Ralph - 4th Season - UConn '01

**ASSOCIATE HEAD COACH:** Tom Garrick - 4th Season - Rhode Island '88

**ASSISTANT COACH:** Ashley Earley - 4th Season - Vanderbilt '05

**ASSISTANT COACH:** Kevin DeMille - 4th Season - UConn '13

**ASSISTANT COACH/AST. DIRECTOR OF OPERATIONS:** Eric Munding - 3rd Season - Memphis '20

## PRONUNCIATION

**JADA BROWN:** (Jay-Duh)

**LEILANI KAPINUS:** (LAY-lawn-EE, Cap-n-IS)

**AGA MAKURAT:** (Ah-gah, Mock-ew-Rah)

**AIYANA MITCHELL:** (Eye-on-Uh)

**IYANA MOORE:** (Eye-on-Uh)

**JANE NWABA:** (Wah-Buh)

**KHAMIL PIERRE:** (KAH-Meel, Pea-Air)

**JUSTINE PISSOTT:** (Jus-TEEN, Pih-SOT)

**SACHA WASHINGTON:** (Sah-SHUH)

**MONIQUE WILLIAMS:** (Moh-NEEK)

## SEC STANDINGS (AS OF MARCH 4, 2025)

Team	SEC	Record	Streak
6/6 South Carolina	15-1	27-3	W-4
1/1 Texas	15-1	29-2	W-13
7/7 LSU	12-4	27-4	L-2
14/15 Kentucky	11-5	22-6	L-1
13/13 Oklahoma	11-5	24-6	W-8
20/20 Alabama	10-6	23-7	L-1
Ole Miss (RV/RV)	10-6	19-9	W-1
<b>Vanderbilt</b>	<b>8-8</b>	<b>22-9</b>	<b>W-3</b>
11/11 Tennessee	8-8	22-9	L-3
Mississippi State	7-9	21-10	W-2
Florida	5-11	15-16	W-1
Georgia	4-12	13-19	L-1
Arkansas	3-13	10-22	L-1
Auburn	3-13	12-18	L-7
Missouri	3-13	14-18	L-2
Texas A&M	3-13	10-19	L-11

## POLLS

### Associated Press Top 25 as of March 2

- |                     |                      |
|---------------------|----------------------|
| 1) Texas* (25)      | 14) North Carolina   |
| 2) Southern Cal (6) | 15) Maryland         |
| 3) UConn            | 16) West Virginia    |
| 4) UCLA             | 17) Baylor           |
| 5) South Carolina*  | 18) Tennessee*       |
| 6) Notre Dame       | 19) Alabama*         |
| 7) NC State         | 20) Kansas State     |
| 8) TCU              | 21) Oklahoma State   |
| 9) LSU*             | 22) Florida State    |
| 10) Oklahoma*       | 23) Creighton        |
| 11) Duke            | 24) Michigan State*  |
| 12) Kentucky*       | 25) South Dakota St. |
| 13) Ohio State      | *Vanderbilt Opponent |

Received Votes: Louisville, Richmond, Ole Miss\*, Utah, James Madison, Iowa, Fairfield, California, Georgia Tech

### USA Today/WBCA Coaches Top 25 as of March 4

- |                        |                       |
|------------------------|-----------------------|
| 1) Texas* (29)         | 14) North Carolina    |
| 2) Southern Cal (1)    | 15) Maryland          |
| 3) UConn               | 16) West Virginia     |
| 4) UCLA                | 17) Tennessee*        |
| 5) South Carolina* (1) | 18) Baylor            |
| 6) Notre Dame          | 19) Kansas State      |
| 7) TCU                 | 20) Alabama*          |
| 8) NC State            | 21) Oklahoma State    |
| 9) LSU*                | 22) Creighton         |
| 10) Oklahoma*          | 23) Florida State     |
| 11) Duke               | T24) South Dakota St. |
| 12) Ohio State         | T24) Michigan State*  |
| 13) Kentucky*          | *Vanderbilt Opponent  |

Received Votes: Ole Miss\*, California, Louisville, Richmond, George Mason, Iowa State, FGCU, Utah, James Madison



## TV/RADIO ROSTER



**1 Mikayla Blakes**  
G // 5-8 // Fr.  
Somerset, N.J.  
Rutgers Prep HS



**2 Jada Brown**  
G // 5-8 // Jr.  
Bentonville, Ark.  
Bentonville HS



**4 Madison Greene**  
G // 5-6 // So.  
Columbus, Ohio  
Pickerington Central HS



**5 Leilani Kapinus**  
G // 5-10 // Gr.  
Madison, Wis.  
Penn State  
James Madison Memorial HS



**10 Jane Nwaba**  
F // 5-10 // Gr.  
Carson, Calif.  
Pepperdine  
Palisades Charter HS



**11 Jordyn Oliver**  
G // 5-10 // Gr.  
Prosper, Texas  
Duke // Baylor  
Prosper HS



**12 Khamil Pierre**  
F // 6-2 // So.  
Phoenix, Ariz.  
Perry HS



**13 Justine Pissott**  
G/F // 6-4 // Jr.  
Toms River, N.J.  
Tennessee  
Red Bank Catholic HS



**14 Aiyana Mitchell**  
F // 6-4 // So.  
Colorado Springs, Colo.  
Fountain-Fort Carson HS



**23 Iyana Moore**  
G // 5-8 // Sr.  
Milwaukee, Wis.  
Blackman HS



**24 Aga Makurat**  
G // 6-2 // So.  
Sierakowice, Poland  
Sopocka Akademia  
Tenisowa



**30 Trinity Wilson**  
F // 6-3 // Fr.  
Lakeville, Minn.  
Lakeville North HS



**35 Sacha Washington**  
F // 6-2 // Sr.  
Lawrenceville, Ga.  
Lawrenceville HS



**Monique Williams**  
F // 6-3 // Fr.  
Perth, Australia  
Willeton Senior HS

## COACHING STAFF




**Shea Ralph**  
Head Coach  
4th Season




**Tom Garrick**  
Associate  
Head Coach  
4th Season



**Ashley Earley**  
Assistant Coach  
4th Season



**Kevin DeMille**  
Assistant Coach  
4th Season



**Eric Munding**  
Assistant Coach  
3rd Season



# VANDERBILT AT SEC TOURNAMENT

## VANDERBILT HISTORY AT SEC TOURNAMENT

**All-time SEC Tournament record:** 60-38

**Tournament titles:** Six (2009, 2007, 2004, 2002, 1995, 1993)

**Championship Game Appearances:** Eight (2009, 2007, 2004, 2002, 2001, 1995, 1994, 1993)

**Semifinal Appearances:** 18



## VANDERBILT YEAR-BY-YEAR SEC TOURNAMENT RESULTS

**2025** — Greenville, S.C. (Vanderbilt 1-0)  
2nd Round - Vanderbilt 84, Tennessee 76  
Quarterfinals - Vanderbilt vs. South Carolina

**2024** — Greenville, S.C. (Vanderbilt 0-1)  
2nd Round - Florida 62, Vanderbilt 59

**2023** — Greenville, S.C. (Vanderbilt 0-1)  
1st Round - Texas A&M 77, Vanderbilt 70

**2022** — Nashville, Tenn. (Vanderbilt: 1-1)  
Vanderbilt 85, Texas A&M 69  
Florida 53, Vanderbilt 52

**2021** — Greenville, S.C.  
*Did not compete due to COVID-19*

**2020** — Greenville, S.C. (Vanderbilt 0-1)  
Auburn 77, Vanderbilt 67

**2019** — Greenville, S.C. (Vanderbilt 0-1)  
Alabama 74, Vanderbilt 57

**2018** — Nashville (Vanderbilt: 0-1)  
Arkansas 88, Vanderbilt 76

**2017** — Greenville, S.C. (Vanderbilt: 0-1)  
Alabama 74, Vanderbilt 54

**2016** — Jacksonville, Fla. (Vanderbilt: 2-1)  
Vanderbilt 74, Ole Miss 59  
Vanderbilt 54, Georgia 49 (OT)  
Mississippi State 63, Vanderbilt 46

**2015** — Little Rock, Ark. (Vanderbilt: 1-1)  
Vanderbilt 66, Alabama 56  
Kentucky 67, Vanderbilt 61

**2014** — Duluth, Ga. (Vanderbilt: 0-1)  
Georgia 53, Vanderbilt 43

**2013** — Duluth, Ga. (Vanderbilt: 1-1)  
Vanderbilt 53, Missouri 40  
Kentucky 76, Vanderbilt 65

**2012** — Nashville (Vanderbilt: 1-1)  
Vanderbilt 67, Mississippi State 51  
Tennessee 68, Vanderbilt 57

**2011** — Nashville (Vanderbilt: 1-1)  
Vanderbilt 69, Mississippi State 55  
Kentucky 69, Vanderbilt 56

**2010** — Duluth, Ga. (Vanderbilt: 2-1)  
Vanderbilt 65, Arkansas 64 (OT)  
Vanderbilt 63, LSU 61  
Tennessee 68, Vanderbilt 49

**2009** — Little Rock, Ark. (Vanderbilt: 3-0)  
*SEC Tournament Champions*  
Vanderbilt 69, Georgia 61  
Vanderbilt 61, LSU 47  
Vanderbilt 61, Auburn 54

**2008** — Nashville (Vanderbilt: 1-1)  
Vanderbilt 49, Auburn 44  
Tennessee 63, Vanderbilt 48

**2007** — Duluth, Ga. (Vanderbilt: 3-0)  
*SEC Tournament Champions*  
Vanderbilt 105, Florida 77  
Vanderbilt 81, Georgia 56  
Vanderbilt 51, LSU 45

**2006** — Little Rock, Ark. (Vanderbilt: 1-1)  
Vanderbilt 86, Alabama 62  
Georgia 69, Vanderbilt 47

**2005** — Greenville, S.C. (Vanderbilt: 1-1)  
Vanderbilt 79, Arkansas 60  
Tennessee 76, Vanderbilt 73

**2004** — Nashville (Vanderbilt: 4-0)  
*SEC Tournament Champions*  
Vanderbilt 60, Kentucky 41  
Vanderbilt 76, Auburn 74  
Vanderbilt 78, LSU 66  
Vanderbilt 62, Georgia 56

**2003** — Little Rock, Ark. (Vanderbilt: 2-1)  
Vanderbilt 74, Florida 58  
Vanderbilt 74, Georgia 70  
LSU 78, Vanderbilt 69

**2002** — Nashville (Vanderbilt: 3-0)  
*SEC Tournament Champions*  
Vanderbilt 55, Auburn 39  
Vanderbilt 81, Arkansas 78  
Vanderbilt 63, LSU 48

**2001** — Memphis (Vanderbilt: 2-1)  
Vanderbilt 70, LSU 58  
Vanderbilt 77, Tennessee 74  
Georgia 62, Vanderbilt 60 (*Championship*)

**2000** — Chattanooga (Vanderbilt: 2-1)  
Vanderbilt 80, South Carolina 58  
Vanderbilt 59, LSU 46  
Tennessee 61, Vanderbilt 53

**1999** — Chattanooga (Vanderbilt: 0-1)  
Florida 64, Vanderbilt 61



# VANDERBILT AT SEC TOURNAMENT

## VANDERBILT YEAR-BY-YEAR SEC TOURNAMENT RESULTS

**1998** — Columbus, Ga. (Vanderbilt: 1-1)  
Vanderbilt 76, Ole Miss 64  
Tennessee 106, Vanderbilt 45

**1997** — Chattanooga (Vanderbilt: 1-1)  
Vanderbilt 70, Mississippi State 42  
Florida 68, Vanderbilt 54

**1996** — Chattanooga (Vanderbilt: 0-1)  
Vanderbilt 83, Florida 73

**1995** — Chattanooga (Vanderbilt: 3-0)  
*SEC Tournament Champions*  
Vanderbilt 64, Ole Miss 57  
Vanderbilt 82, Georgia 56  
Vanderbilt 67, Tennessee 61

**1994** — Chattanooga (Vanderbilt: 2-1)  
Vanderbilt 83, Kentucky 80  
Vanderbilt 94, Florida 72  
Tennessee 82, Vanderbilt 57 (*Championship*)

**1993** — Chattanooga (Vanderbilt: 3-0)  
*SEC Tournament Champions*  
Vanderbilt 68, Kentucky 61  
Vanderbilt 79, Ole Miss 54  
Vanderbilt 78, Georgia 64

**1992** — Albany, Ga. (Vanderbilt: 1-1)  
Vanderbilt 58, South Carolina 47  
Georgia 58, Vanderbilt 57

**1991** — Albany, Ga. (Vanderbilt: 0-1)  
Tennessee 62, Vanderbilt 60

**1990** — Albany, Ga. (Vanderbilt: 0-1)  
Georgia 79, Vanderbilt 72

**1989** — Albany, Ga. (Vanderbilt: 0-1)  
LSU 79, Vanderbilt 73

**1988** — Albany, Ga. (Vanderbilt: 0-1)  
Kentucky 75, Vanderbilt 67

**1987** — Albany, Ga. (Vanderbilt: 1-1)  
Vanderbilt 65, Ole Miss 64  
Georgia 54, Vanderbilt 52

**1986** — Athens, Ga. (Vanderbilt: 2-1)

Vanderbilt 83, Mississippi State 69  
Vanderbilt 89, Auburn 79  
LSU 83, Vanderbilt 60

**1985** — Oxford, Miss. (Vanderbilt: 1-1)  
Vanderbilt 87, Alabama 85 (ot)  
Georgia 79, Vanderbilt 69

**1984** — Athens, Ga. (Vanderbilt: 2-1)  
Vanderbilt 72, Mississippi State 47  
Vanderbilt 78, Ole Miss 73  
Alabama 83, Vanderbilt 73

**1983** — Knoxville, Tenn. (Vanderbilt: 0-1)  
Mississippi State 53, Vanderbilt 51

**1982** — Lexington, Ky. (Vanderbilt: 1-1)  
Vanderbilt 87, Mississippi State 67  
Tennessee 80, Vanderbilt 75

**1981** — Baton Rouge, La. (Vanderbilt: 0-1)  
Mississippi State 84, Vanderbilt 76

**1980** — Knoxville, Tenn. (Vanderbilt: 0-1)  
Alabama 69, Vanderbilt 53



VANDERBILT 2009 SEC TOURNAMENT CHAMPIONS - THE DORES BEAT AUBURN, 61-54, IN LITTLE ROCK, ARK.



VANDERBILT 2007 SEC TOURNAMENT CHAMPIONS - THE COMMODORES KNOCKED OFF LSU, 51-45, IN DULUTH, GA.



VANDERBILT 2004 SEC TOURNAMENT CHAMPIONS - THE COMMODORES DEFEATED GEORGIA, 51-45, IN NASHVILLE



## VANDERBILT WBB QUICK FACTS

HOME ARENA: MEMORIAL GYMNASIUM (14,316)  
2023-24 RECORD: 23-10  
2023-24 SEC RECORD: 9-7  
POSTSEASON: 1-1 (NCAA FIRST ROUND)  
LETTERWINNERS RETURNING/LOST: 9/4  
STARTERS RETURNING/LOST: 5/1  
NEWCOMERS: 4

## THE UNIVERSITY

LOCATION: NASHVILLE, TENN.  
AFFILIATION: NCAA DIVISION I  
CONFERENCE: SOUTHEASTERN (SEC)  
MASCOT: COMMODORES  
COLORS: BLACK & GOLD  
CHANCELLOR: DANIEL DIERMEIER  
DIRECTOR OF ATHLETICS: CANDICE STOREY LEE  
FACULTY ATHLETICS REP: TRACE WILGUS

## PROGRAM HISTORY

ALL-TIME RECORD: 907-553 (.621)  
ALL-TIME SEC RECORD: 273-281 (.493)  
ALL-TIME SEC TOURNAMENT RECORD: 50-38 (.563)  
SEC TOURNAMENT TITLES: 6 ('93, '95, '02, '04, '07, '09)  
NCAA TOURNAMENT APPEARANCES: 28  
NCAA TOURNAMENT RECORD: 40-28 (.588)  
LAST NCAA TOURNAMENT APPEARANCE: 2024  
LAST POSTSEASON APPEARANCE: 2024 (NCAA)

## SOCIAL MEDIA

FACEBOOK: /VANDYWBB  
INSTAGRAM: @VANDYWBB  
X/TWITTER: @VANDYWBB  
WEBSITE: VUCOMMODORES.COM

## ATHLETIC COMMUNICATIONS

VANDERBILT WOMEN'S BASKETBALL SID: CHRIS CASKEY, 2ND SEASON  
EMAIL: CHRIS.CASKEY@VANDERBILT.EDU  
PHONE NUMBER: 606-207-7481  
ASSOCIATE ATHLETIC DIRECTOR: BRIAN FREMUND



## DORE NOTES

### GAME COVERAGE

Friday's SEC Tournament quarterfinal contest airs live on SEC Network at 11 a.m. CT, with Ryan Ruocco, Rebecca Lobo and Holly Rowe calling the action. Fans can listen to Jake Lyman locally on 94.9 The Fan and the Vanderbilt Commodores app outside of Nashville.

### NET RANKING

Vanderbilt enters Friday holding a NET ranking of 22. The Commodores came in at No. 7 in the first NET ranking of the 2024-25 season, the highest NET ranking in program history. The NET is an evaluation tool the NCAA Tournament Selection Committee uses to determine seeding and at-large bids.

### BLAKES SETS THE VANDERBILT FRESHMAN SCORING RECORD

Mikayla Blakes set the Vanderbilt freshman single-season scoring record in the final week of the 2024-25 regular season, as her 29-point performance against Missouri pushed her season total to 699 points.

The freshman's 699 points scored are the fourth-most scored in a season by a Commodore. She needs one more point to become the third Vanderbilt women's basketball player to score over 700 points in a season, joining Chantelle Anderson, who did it twice in 2000-01 (722 pts) and 2001-02 (765 pts), and Wendy Scholtens, who holds the school's single-season record with 855 points scored in 1989-90.

### BLAKES WINS SEC FRESHMAN OF THE YEAR

Vanderbilt women's basketball standout guard Mikayla Blakes was named the 2024-25 SEC Freshman of the Year, voted on by the league's coaches on Tuesday, the conference office announced.

Blakes is the program's first SEC Freshman of the Year since Donna Harris in 1989-90. The Somerset, New Jersey, native becomes the third Vanderbilt women's basketball player named SEC Freshman of the Year, joining Harris and Wendy Scholtens (1987-88). The league's coaches started awarding the SEC Freshman of the Year in the 1983-84 season.

Additionally, the coaches voted Blakes to the All-SEC first team and All-SEC freshman team on Tuesday. She becomes the first freshman to earn first-team All-SEC honors since South Carolina's Aliyah Boston in 2020.

### PIERRE BREAKS INTO VANDY'S SINGLE-SEASON FIELD GOALS MADE LIST

Sophomore Khamil Pierre is having a 2024-25 campaign that has been etched into the Vanderbilt women's basketball record book. She has made 258 field goals this season, which puts her in eighth on Vandy's single-season field goals made list. Pierre's 258 made field goals lead the SEC and are third-most in all of NCAA Division I.

### KHAMIL'S AMONG SEC'S BEST

Pierre currently ranks leads in the SEC in field goals made (258) and ranks second in steals (90) and steals per game (3.00). She also is third in rebounds per game, (9.7), rebounds (292) and double-doubles (16). She is also in the top four in the conference in scoring at 20.6 points per contest.

### FORCING TURNOVERS

Vanderbilt has forced teams into 20-plus turnovers in four of the last six regular season contests. The Commodores have forced teams into an average of 21.5 turnovers per game over their last six contests.

The Commodores enter the SEC Tournament leading the SEC in steals per game at 12.8 and force the third-most turnovers this season at 21.4. Vanderbilt's 12.8 steals per game ranks eighth in the nation. Sophomore Khamil Pierre is second in the SEC in steals per game at 3.00, a mark that ranks 13th nationally.

### BLAKES EARNS ALL-AMERICAN STATUS

Freshman Mikayla Blakes has been named to The Athletic All-America second team, as announced by the publication on Monday. Blakes becomes the first Commodore to earn an All-American distinction in 14 seasons.

The freshman becomes the 19th Commodore to be named an All-American by a major women's basketball publication. Blakes is the first Vanderbilt women's basketball player since Jence Rhoads in 2010-11 to earn an All-American recognition, when Rhoads was named to the Associated Press All-American honorable mention squad. Blakes is also the first Commodore to earn first- or second-team All-American honors since Chantelle Anderson's AP Second-Team All-American selection in 2002-03. Additionally, Blakes is the third Vanderbilt freshman to earn All-American status in program history, joining Barbara Brackman and Harriet Brumfield, who were named to the Women's Basketball News Service All-America first team in 1981-82.





## DORE NOTES

### SCORING STREAKS

Freshman Mikayla Blakes has tallied double-figure points in 17-straight contests, and in 30 of the 31 collegiate games she has played in.

Sophomore Khamil Pierre has registered double-digit points in nine-straight games. She has scored 10-plus points in 31 of her last 32 games dating back to last season.

Earlier this season, Pierre had her 23-game streak snap. Pierre's 23-game streak was the longest by a Commodore since 2006-07 when Carla Thomas registered double-digit points in 29-straight games. Pierre's streak was also the fourth-longest double-digit scoring streak by a Dore since 1999-00.

### PIERRE'S IMPROVEMENT

Sophomore Khamil Pierre improved her scoring average by 11.8 points per game from her freshman season. Pierre registered 20-plus points in 16 games this season and collected three or more steals in 18 contests.

The Phoenix, Arizona, native was the only NCAA Division I player this season to average over 20.5 points and 9.5 rebounds. Additionally, Pierre is the only player in the country to rank inside the top 15 nationally in scoring (14th; 20.6 ppg) and steals per game (13th; 3.00).

The 6-2 forward collected 15 double-doubles this season, which are the most by a Commodore in a single season since 1999-00. Pierre's 15 double-doubles were 13th-most in NCAA Division I this season and ranked second in the SEC. Her 252 made field goals leads the SEC and are third-most nationally. The sophomore ended the 2024-24 regular season ranked inside the top 15 nationally in seven different categories.

### PIERRE'S BIG NIGHT VS. TEXAS A&M

Sophomore Khamil Pierre recorded her second career 30-plus point outing on Feb. 27, as she scored 31 points vs. Texas A&M. She added a career-high nine steals to her statline vs. the Aggies.

Pierre's nine steals are tied for third-most in a game in program history, matching the totals of Karen Booker (at Georgia; Feb. 15, 1987), Deborah Denton (vs. New Mexico State; Jan. 4, 1987), and Cathy Bender (vs. East Tennessee State; Jan. 28, 1982).

## 2024-25 GAME-BY-GAME STARTERS

Team	G	G	G	F	F	Result
Lipscomb	Blakes	Moore	Oliver	Nwaba	Pierre	W, 102-50
Austin Peay	Blakes	Moore	Oliver	Nwaba	Pierre	W, 93-37
at South Florida	Blakes	Greene	Oliver	Nwaba	Pierre	W, 62-49
Butler	Blakes	Greene	Oliver	Nwaba	Pierre	W, 81-52
Hampton	Blakes	Moore	Oliver	Nwaba	Pierre	W, 94-46
Samford	Blakes	Moore	Oliver	Nwaba	Pierre	W, 104-59
vs. Arizona	Blakes	Greene	Moore	Oliver	Pierre	W, 71-60
vs. Michigan State	Blakes	Greene	Moore	Oliver	Pierre	L, 78-70
Appalachian State	Blakes	Moore	Oliver	Nwaba	Mitchell	W, 94-40
at Miami	Blakes	Moore	Oliver	Nwaba	Pierre	W, 88-70
Evansville	Blakes	Moore	Oliver	Nwaba	Pierre	W, 106-40
at Dayton	Blakes	Moore	Oliver	Nwaba	Pierre	W, 80-66
West Georgia	Blakes	Moore	Oliver	Nwaba	Pierre	W, 103-68
Alabama A&M	Blakes	Moore	Oliver	Nwaba	Pierre	W, 93-64
Georgia	Blakes	Moore	Oliver	Nwaba	Pierre	W, 108-82
Kentucky	Blakes	Moore	Oliver	Nwaba	Pierre	L, 78-96
at Ole Miss	Blakes	Moore	Oliver	Nwaba	Pierre	L, 59-87
at LSU	Blakes	Moore	Oliver	Nwaba	Pierre	L, 77-83
Tennessee	Blakes	Moore	Oliver	Nwaba	Pierre	W, 71-70
Arkansas	Blakes	Moore	Oliver	Nwaba	Pierre	W, 101-60
at Alabama	Blakes	Moore	Oliver	Nwaba	Pierre	W, 66-64
at Florida	Blakes	Moore	Oliver	Nwaba	Pierre	W, 99-86
Ole Miss	Blakes	Moore	Oliver	Nwaba	Pierre	L, 61-76
at Texas	Blakes	Moore	Oliver	Nwaba	Pierre	L, 66-87
Mississippi State	Blakes	Moore	Oliver	Nwaba	Pierre	L, 77-85 (2OT)
at Auburn	Blakes	Moore	Oliver	Nwaba	Pierre	W, 98-88 (OT)
at Oklahoma	Blakes	Moore	Oliver	Nwaba	Pierre	L, 81-101
South Carolina	Kapinus	Moore	Oliver	Nwaba	Pierre	L, 54-82
Texas A&M	Blakes	Moore	Oliver	Nwaba	Pierre	W, 91-58
at Missouri	Blakes	Moore	Oliver	Nwaba	Pierre	W, 100-59
vs. Tennessee	Blakes	Moore	Oliver	Nwaba	Pierre	W, 84-76

### LINEUP RECORDS

Blakes/Moore/Oliver/Nwaba/Pierre	17-7
Blakes/Greene/Oliver/Nwaba/Pierre	2-0
Blakes/Greene/Moore/Oliver/Pierre	1-1
Blakes/Moore/Oliver/Nwaba/Pierre	1-0
Blakes/Moore/Oliver/Nwaba/Mitchell	1-0
Kapinus/Moore/Oliver/Nwaba/Pierre	0-1

## STAT SUPERLATIVES

### MOST GAMES PLAYED

144, JORDYN OLIVER\*

### MOST GAMES PLAYED AT VANDY

99, SACHA WASHINGTON

### MOST GAMES STARTED

95, LEILANI KAPINUS\*

### MOST GAMES STARTED AT VANDY

76, SACHA WASHINGTON

### MOST CONSECUTIVE GAMES PLAYED

50, JORDYN OLIVER

### MOST CONSECUTIVE GAMES STARTED

31, JORDYN OLIVER

### GAMES W/ DOUBLE-DIGIT POINTS

	2024-25 CAREER	
MIKAYLA BLAKES	30	30
KHAMIL PIERRE	29	43
IYANA MOORE	21	65
MADISON GREENE	10	13
LEILANI KAPINUS*	3	62
JANE NWABA*	3	39
AIYANA MITCHELL	2	2
JORDYN OLIVER*	1	11
JUSTINE PISSOTT*	1	9
AGA MAKURAT	1	4
SACHA WASHINGTON	--	50
JADA BROWN	--	2

### 20-PLUS POINT GAMES

	2024-25 CAREER	
MIKAYLA BLAKES	19	19
KHAMIL PIERRE	16	17
IYANA MOORE	3	16
MADISON GREENE	1	1
SACHA WASHINGTON	--	6
LEILANI KAPINUS*	--	6
JANE NWABA*	--	1

### 30-PLUS POINT GAMES

	2024-25 CAREER	
MIKAYLA BLAKES	5	5
KHAMIL PIERRE	2	2
IYANA MOORE	--	2
SACHA WASHINGTON	--	1

### 40-PLUS POINT GAMES

	2024-25 CAREER	
MIKAYLA BLAKES	2	2
KHAMIL PIERRE	1	1

### 50-PLUS POINT GAMES

	2024-25 CAREER	
MIKAYLA BLAKES	2	2

### GAMES W/ DOUBLE-DIGIT REBOUNDS

	2024-25 CAREER	
KHAMIL PIERRE	16	20
LEILANI KAPINUS*	2	16
JORDYN OLIVER*	1	4
SACHA WASHINGTON	--	27
JANE NWABA*	--	14

### DOUBLE-DOUBLES

	2024-25 CAREER	
KHAMIL PIERRE	15	19
LEILANI KAPINUS*	2	14
JORDYN OLIVER*	1	4
SACHA WASHINGTON	--	22
JANE NWABA*	--	11

### CURRENT DOUBLE-DIGIT SCORING STREAK

17, MIKAYLA BLAKES

### CONSECUTIVE GAMES W/ MADE 3-POINTER

7, MIKAYLA BLAKES

### CONSECUTIVE GAMES W/ AN ASSIST

31, MIKAYLA BLAKES

### CONSECUTIVE GAMES W/ A STEAL

6, JORDYN OLIVER


### CONSECUTIVE GAMES W/ A BLOCK

--

\* STARTED COLLEGIATE CAREER AT ANOTHER SCHOOL



# PLAYER QUICK NOTES




**1 • MIKAYLA BLAKES**  
G • 5-8 • Fr. • Somerset, N.J. (Rutgers Prep HS)  
Undeclared

	GP-GS	MIN/G	FG%	3FG%	FT%	R/G	A/G	STL	BLK	PTS/G
<b>24-25</b>	31-30	31.7	46.1	34.4	88.3	3.4	3.1	2.4	0.3	23.3
<b>CAREER</b>	31-30	31.7	46.1	34.4	88.3	3.4	3.1	2.4	0.3	23.3

- 2024-25 SEC Freshman of the Year
- All-American second team (The Athletic)
- 7x SEC Freshman of the Week - 11.19, 11.26, 12.10, 1.28, 2.02, 2.11, 2.19
- Only NCAA Frosh to Avg. over 20 ppg (23.3 ppg)
- Her 55 pts at Auburn (2/16) set the NCAA freshman & SEC record for most points in a game

**TOP GAMES**

24-25 SEASON	CAREER
<b>PTS</b> 55, at Auburn (02/16/25)	<b>PTS</b> 55, at Auburn (02/16/25)
<b>REB</b> 9, Mississippi State (02/13/25)	<b>REB</b> 9, Mississippi State (02/13/25)
<b>AST</b> 8, Hampton (11/20/24)	<b>AST</b> 8, Hampton (11/20/24)




**2 • JADA BROWN**  
G • 5-8 • Jr. • Bentonville, Ark. (Bentonville HS)  
Human & Organizational Development • (Jay-Duh)

	GP-GS	MIN/G	FG%	3FG%	FT%	R/G	A/G	STL	BLK	PTS/G
<b>24-25</b>	15-0	5.2	50.0	42.9	88.4	0.9	0.4	0.4	0.0	1.3
<b>CAREER</b>	64-22	13.2	29.3	28.3	79.2	0.9	0.6	0.3	0.0	2.6

- Scored a season-high 6 pts vs. West Georgia
- Two-time SEC Winter Academic Honor Roll
- Made 22 career starts, all in '22-23
- Scored career-high 12 points vs. No. 13/11 NC State (11/24/22)

**TOP GAMES**

24-25 SEASON	CAREER
<b>PTS</b> 6, West Georgia (12/21/24)	<b>PTS</b> 12, vs. NC State (11/24/22)
<b>REB</b> 2 (4x), Last: West Ga. (12/21/24)	<b>REB</b> 4 (4x), Last: Radford (12/31/22)
<b>AST</b> 2, Alabama A&M (12/29/24)	<b>AST</b> 5, Tarleton State (11/15/22)




**4 • MADISON GREENE**  
G • 5-6 • So. • Columbus, Ohio (Pickerington Central HS)  
Medicine, Health & Society

	GP-GS	MIN/G	FG%	3FG%	FT%	R/G	A/G	STL	BLK	PTS/G
<b>24-25</b>	31-4	21.4	43.3	35.2	83.0	2.3	1.4	1.3	0.0	7.3
<b>CAREER</b>	42-4	20.9	43.1	35.4	81.4	2.0	1.3	1.3	0.0	7.2

- Scored a career-high 25 pts at Dayton
- Leads the team in points off the bench at 7.7 ppg
- Made her first career start at South Fla. (11/14) and scored 15 points with a career-best 5 3-pt FG
- Scored double-digit pts off the bench in eight games this season

**TOP GAMES**

24-25 SEASON	CAREER
<b>PTS</b> 25, at Dayton (12/19/24)	<b>PTS</b> 25, at Dayton (12/19/24)
<b>REB</b> 6, Alabama A&M (12/29/24)	<b>REB</b> 6, Alabama A&M (12/29/24)
<b>AST</b> 6, Samford (11/22/24)	<b>AST</b> 6, Samford (11/22/24)




**5 • LEILANI KAPINUS**  
G • 5-10 • Gr. • Madison, Wis. (Penn State)  
Human Development Studies • (LAY-lawn-EE, Cap-N-IS)

	GP-GS	MIN/G	FG%	3FG%	FT%	R/G	A/G	STL	BLK	PTS/G
<b>24-25</b>	30-1	18.7	44.0	24.1	75.0	3.6	1.5	1.8	0.4	4.2
<b>CAREER</b>	125-95	25.3	47.8	27.5	66.8	5.7	2.0	2.2	1.0	9.2

- Recorded two double-doubles on the year
- Appeared in 30 games and made one start in '24-25
- Two-Time All-Big Ten HM & Defensive Team ('23, '24)
- Her 228 steals at Penn State ranks 11th in school history
- Scored 1,150 pts in 124 collegiate games

**TOP GAMES**

24-25 SEASON	CAREER
<b>PTS</b> 11, Samford (11/22/24)	<b>PTS</b> 25, vs. Saint Francis (12/17/23)
<b>REB</b> 11, Evansville (12/14/24)	<b>REB</b> 15, vs. George Mason (3/21/24)
<b>AST</b> 6, Samford (11/22/24)	<b>AST</b> 6 (2x), Last: Samford (11/22/24)




**10 • JANE NWABA**  
G • 5-10 • Gr. • Carlson, Calif. (Pepperdine)  
Medicine, Health & Society • (Wah-BUH)

	GP-GS	MIN/G	FG%	3FG%	FT%	R/G	A/G	STL	BLK	PTS/G
<b>24-25</b>	31-29	15.0	46.0	40.0	76.7	2.4	0.9	0.7	0.2	4.7
<b>CAREER</b>	136-93	22.2	42.3	27.2	61.7	4.7	1.6	0.9	0.4	6.8

- Scored a season-high 13 pts vs. Arkansas (Jan. 23)
- Started in 30 games & appeared in all 31 games
- Collected 11 career double-doubles, with nine coming during '23-24
- Averaged 10.0 pts, 6.9 reb, 2.6 ast, & 1.1 stl over her final two seasons at Pepperdine

**TOP GAMES**

24-25 SEASON	CAREER
<b>PTS</b> 13, Arkansas (01/23/25)	<b>PTS</b> 22, San Francisco (2/1/24)
<b>REB</b> 6 (2x), Last: Tenn. (1/19/25)	<b>REB</b> 12 (3x), Last: at LMU (1/27/24)
<b>AST</b> 3, Lipscomb (11/4/24)	<b>AST</b> 8, at San Francisco (1/11/24)




**11 • JORDYN OLIVER**  
G • 5-10 • Gr. • Carlson, Calif. (Baylor • Duke)  
Leadership & Organizational Performance

	GP-GS	MIN/G	FG%	3FG%	FT%	R/G	A/G	STL	BLK	PTS/G
<b>24-25</b>	31-31	30.4	46.6	0.0	80.0	4.5	3.6	1.6	0.4	3.9
<b>CAREER</b>	144-64	19.9	49.6	21.4	52.7	3.6	2.6	1.0	0.3	4.0

- Dished out 3-plus assists in 21 games this season
- Appeared in 144 collegiate games with 64 starts
- Only player to start in all 31 games this season
- Played 2 seasons at Baylor then 1 year at Duke
- Her 11-ast, 10 reb double-double vs. Georgia is the 1st Vandy double-double w/ ast & reb since 1999-00

**TOP GAMES**

24-25 SEASON	CAREER
<b>PTS</b> 10, vs. Michigan State (11/27/24)	<b>PTS</b> 15 (2x), Last: WKU (11/15/23)
<b>REB</b> 10, Georgia (01/02/25)	<b>REB</b> 11 (2x), Last: vs. UNI (11/25/23)
<b>AST</b> 11, Georgia (01/02/25)	<b>AST</b> 11, Georgia (01/02/25)




**12 • KHAMIL PIERRE**  
F • 6-2 • So. • Phoenix, Ariz. (Perry HS)  
Undeclared • (KAH-Meel, Pea-Air)

	GP-GS	MIN/G	FG%	3FG%	FT%	R/G	A/G	STL	BLK	PTS/G
<b>24-25</b>	30-30	30.5	50.1	19.0	67.1	9.7	2.2	3.0	0.3	20.6
<b>CAREER</b>	63-41	24.6	47.3	20.0	66.9	7.4	1.4	2.0	0.4	14.5

- Naismith Defensive POTY watch list
- Naismith Trophy Midseason Team
- 2x SEC Player of the Week - Nov. 26, Dec. 17
- Scored a career-high 42 pts vs. Evansville (Dec. 14)
- Only NCAA D-I player to average at over 20.0 ppg and 9.5 rpg this season

**TOP GAMES**

24-25 SEASON	CAREER
<b>PTS</b> 42, Evansville (12/14/24)	<b>PTS</b> 42, Evansville (12/14/24)
<b>REB</b> 18, Evansville (12/14/24)	<b>REB</b> 18, Evansville (12/14/24)
<b>AST</b> 5 (2x), Last: UK (01/05/25)	<b>AST</b> 5 (2x), Last: UK (01/05/25)




**13 • JUSTINE PISSOTT**  
G/F • 6-4 • Jr. • Toms River, N.J. (Tennessee)  
Human & Organizational Development • (Pih-SOT)

	GP-GS	MIN/G	FG%	3FG%	FT%	R/G	A/G	STL	BLK	PTS/G
<b>24-25</b>	21-0	9.7	43.5	38.3	70.0	1.7	0.5	0.2	0.0	3.8
<b>CAREER</b>	81-28	13.5	36.6	35.0	75.0	1.6	0.6	0.2	0.3	4.4

- Score a season-best 14 pts. vs. TAMU (Feb. 27)
- Made season debut vs. Butler (Nov. 17)
- Appeared in 53 games and made 28 starts at Vanderbilt
- Played her freshman season at Tennessee

**TOP GAMES**

24-25 SEASON	CAREER
<b>PTS</b> 14, Texas A&M (02/27/25)	<b>PTS</b> 17, Dayton (12/20/23)
<b>REB</b> 7, Appalachian St. (12/1/24)	<b>REB</b> 7, Appalachian St. (12/1/24)
<b>AST</b> 2, Ole Miss (02/02/25)	<b>AST</b> 4 (2x), Last: at UT Martin (11/9/23)




**14 • AIYANA MITCHELL**  
F • 6-4 • So. • Colorado Springs, Colo. (Fountain-Carson HS)  
Undeclared • (EYE-ON-UH)

	GP-GS	MIN/G	FG%	3FG%	FT%	R/G	A/G	STL	BLK	PTS/G
<b>24-25</b>	31-1	11.5	53.0	0.0	61.9	2.9	0.5	0.5	0.7	3.7
<b>CAREER</b>	46-1	9.0	53.2	0.0	60.9	2.2	0.3	0.4	0.5	2.8

- Averaging 3.7 ppg and 3.0 rpg in 30 games in '24-25
- Made her first career start vs. App State (Dec. 1)
- Pulled down a career-high 6 reb. vs. Mich. State & App State
- Scored career-high 10 pts twice this season

**TOP GAMES**

24-25 SEASON	CAREER
<b>PTS</b> 10 (2x), Last: App St. (12/1/24)	<b>PTS</b> 10 (2x), Last: App St. (12/1/24)
<b>REB</b> 7 at Auburn (02/16/25)	<b>REB</b> 7 at Auburn (02/16/25)
<b>AST</b> 2, West Georgia (12/21/24)	<b>AST</b> 2, West Georgia (12/21/24)



**23 • IYANA MOORE**  
G • 5-8 • Sr. • Milwaukee, Wis. (Blackman HS)  
Human & Organizational Development • (EYE-ON-UH)

	GP-GS	MIN/G	FG%	3FG%	FT%	R/G	A/G	STL	BLK	PTS/G
<b>24-25</b>	30-29	30.3	38.4	34.7	82.9	2.7	2.6	1.0	0.2	12.5
<b>CAREER</b>	98-79	32.0	37.9	35.6	82.0	3.1	2.6	1.3	0.1	13.1

- Third on the team in scoring at 12.5 ppg
- Her 1,265 pts ranks 23rd in school history
- Her 193 career 3P FGM ranks 8th at Vandy
- Scored her 1,000th career pt vs. App State

**TOP GAMES**

24-25 SEASON	CAREER
<b>PTS</b> 23, at LSU (01/13/25)	<b>PTS</b> 37, at Kentucky (1/11/24)
<b>REB</b> 7, at Florida (01/30/25)	<b>REB</b> 9, at Missouri (2/29/24)
<b>AST</b> 7 (2x), Last: AAMU (12/29/24)	<b>AST</b> 8, at Kentucky (1/11/24)





## PLAYER QUICK NOTES



### 24 • AGA MAKURAT

G • 6-2 • So. • Sierakowice, Poland (Sopocka Akademia Tenisowa)  
Human & Organizational Development • (AH-Gah MOCK-ew-RAH)

	GP-GS	MIN/G	FG%	3FG%	FT%	R/G	A/G	STL	BLK	PTS/G
24-25	14-0	10.2	32.1	28.6	1.000	2.0	0.7	0.2	0.4	3.4
CAREER	47-3	13.0	33.5	31.1	80.0	1.6	0.6	0.3	0.4	3.7

- Scored a season-high 10 pts vs. App State
- Appeared in 47 games and made three starts at Vanderbilt
- Shot 32.2% from behind the arc in '23-24
- Led the Commodores in scoring twice in '23-24

#### TOP GAMES

24-25 SEASON		CAREER	
PTS	10, Appalachian St. (12/1/24)	PTS	18 (2x), Last: at South Carolina (1/28/24)
REB	5 (2x), Last: West Ga. (12/21/24)	REB	7, at South Carolina (1/28/24)
AST	3, Appalachian St. (12/1/24)	AST	3 (3x), Last: App State (12/1/24)



### 30 • TRINITY WILSON

F • 6-3 • Fr. • Lakeville, Minn. (Lakeville North HS)  
Undeclared

	GP-GS	MIN/G	FG%	3FG%	FT%	R/G	A/G	STL	BLK	PTS/G
24-25	12-0	4.6	38.1	---	33.3	1.3	0.7	0.0	0.2	1.4
CAREER	12-0	4.6	38.1	---	33.3	1.3	0.7	0.0	0.2	1.4

- Scored career-best 6 pts vs. West Ga. on 12.21
- Pulled down 5 reb and scored 2 pts in her debut vs. Lipscomb (11/4/24)
- Ranked the fifth-best player in Minnesota according to PrepGirlsHoops.com
- Collected over 1,000 pts and 1,000 reb during her prep career

#### TOP GAMES

24-25 SEASON		CAREER	
PTS	6, West Georgia (12/21/24)	PTS	6, West Georgia (12/21/24)
REB	5 (2x), Last: APSU (11/8/24)	REB	5 (2x), Last: APSU (11/8/24)
AST	1 (5x), Last: AAMU (12/29/24)	AST	1 (4x), Last: West Ga. (12/21/24)



### 35 • SACHA WASHINGTON

F • 6-2 • Sr. • Lawrenceville, Ga. (Collins Hill HS)  
Human & Organizational Development • (Sah-SHUH)

	GP-GS	MIN/G	FG%	3FG%	FT%	R/G	A/G	STL	BLK	PTS/G
24-25	---	---	---	---	---	---	---	---	---	---
CAREER	99-72	24.9	.487	.000	.639	7.3	1.1	1.0	1.1	10.2

- Redshirting during the '24-25
- Cheryl Miller Award Preseason Watchlist
- Appeared in 99 games and made 72 starts in three seasons at Vanderbilt
- Led the team with 8 double-doubles in '23-24
- Led Vandy with 7.9 rpg in '23-24

#### TOP GAMES

24-25 SEASON		CAREER	
PTS	--	PTS	33, vs. La. Tech (12/03/22)
REB	--	REB	17, Fairfield (11/12/23)
AST	--	AST	7, Fairfield (11/12/23)



### -- • MONIQUE WILLIAMS

F • 6-3 • Fr. • Perth, Australia (Willeton Senior HS)  
Undeclared • (Moh-NEEK)

	GP-GS	MIN/G	FG%	3FG%	FT%	R/G	A/G	STL	BLK	PTS/G
24-25	---	---	---	---	---	---	---	---	---	---
CAREER	---	---	---	---	---	---	---	---	---	---

- Enrolled after the 2024 Fall semester & will sit out for the rest of '24-25 then begin her Commodore career in '25-26 with four years of eligibility
- Helped Australia win Gold at the FIBA U18 Women's Asia Cup
- Averaged 7.0 pts & 4.0 reb in five games at the FIBA U18 Women's Asia Cup

#### TOP GAMES

24-25 SEASON		CAREER	
PTS	--	PTS	--
REB	--	REB	--
AST	--	AST	--



### HC • SHEA RALPH

Fourth Season • UConn '01  
7-Time NCAA National Champion • 2000 NCAA Tournament MOP

- 73-57 overall record through three seasons at Vanderbilt
- Guided Vanderbilt to its first NCAA Tournament bid since the 2014 NCAA Tournament in 2023-24 and posted the Does' first NCAA Tournament victory since 2013
- Posted the largest win improvement from one season to next in school history during the 2023-24 season, as Vandy's 23 victories marked an 11-win improvement from 2022-23
- Guided Vandy to a school record six SEC road wins in '23-'24
- Five players have earned All-SEC honors under Ralph

#### RALPH COACHING CAREER AT VANDERBILT

SEASON	OVERALL	SEC	SEC FINISH	POSTSEASON
2021-22	16-19	4-12	T-12th	WNIT Sweet 16
2022-23	12-19	3-13	12th	--
2023-24	23-10	9-7	6th	NCAA 1st Rd
2024-25	21-9	7-8	T-8th	--
<b>TOTAL</b>	<b>73-57</b>	<b>24-40</b>		<b>1 NCAA, 1 WNIT</b>

## DORE NOTES

### KHAMIL SETS DOUBLE-DOUBLE RECORD

Khamil Pierre's 16 double-double are the most by a Commodore in a season since 1999-00.

Pierre posted her 16th double-double of the season on March 6 vs. Tennessee in the second round of the SEC Tournament with a 16-point, 15-rebound effort. It was the sixth time that the 6-2 forward recorded a double-double against an SEC team this season.

### ELEVATING HER PLAY IN THE SEC

Mikayla Blakes' 26.9 points per game in SEC play is the highest scoring average in league play this season. Blakes has scored 30-plus points in five SEC games this season, a mark that paces the league, while her 55-point outing at Auburn (Feb. 16) and her 53 points at Florida (Jan. 30) are the top two scoring performances in all of NCAA Division I this season. Blakes is the first NCAA Division I player since Mississippi Valley State's Patricia Hoskins in 1988-89 to have multiple 50-point outings in the same season.

Overall, her 23.3 points per game average in all games this season ranks second in the SEC, while it is the sixth-best scoring average in the country this season and paces all freshmen nationally.

### A SPARK OFF THE BENCH

Sophomore Madison Greene leads the Commodores in points off the bench this season at 7.8 points in 26 games.

The Columbus, Ohio, native hit four 3-point field goals off the bench against Mississippi State on Feb. 13 en route to a 17-point performance. It was the ninth time this season that Greene has scored 10-plus points in a reserve role.

### J.O.'S LEADERSHIP

Graduate student Jordyn Oliver enters the SEC Tournament ranked 19th in NCAA Division I in assist-to-turnover ratio at 2.55. The guard leads the team in assists at 3.6 per game, while her 107 total assists are 12th-most in the SEC.

Oliver, who is in her sixth season of collegiate basketball, has played in 143 career games, which is tied for 92nd-most by active NCAA Division I players.

### LENDING A HAND

The Commodores rank 33rd nationally in assists per game at 16.7. Vanderbilt handed out a season-best 30 assists against Alabama A&M on Dec. 29.

The Does have dished out 20 or more assists in nine games this season. The Does are also 33rd in the NCAA in assist/turnover ratio at 1.21, which is fifth-best in the SEC.





# 12 KHAMIL PIERRE

@khamil.Pierre  
@KhamilPierre

ALL-AMERICAN CANDIDATE & WOODEN AWARD MIDSEASON TOP 25

## BY THE NUMBERS

42

SCORED **42 POINTS** TO SET A THEN VANDERBILT SINGLE-GAME SCORING RECORD - VS. EVANSVILLE • DEC. 14  
Passed by Mikayla Blakes' 53 points at Fla. on 1.30.25

31

SCORED **10-PLUS POINTS** IN 31 OF HER LAST 32 GAMES

30

IS **1 OF 30 PLAYERS** NAMED TO THE NAISMITH TROPHY MIDSEASON TEAM

16

SCORED **20-PLUS POINTS** IN 16 GAMES THIS SEASON  
HAD ONE CAREER GAME WITH 20-PLUS POINTS ENTERING 2024-25 SEASON

16

RANKS **10th** IN NCAA WITH **16 DOUBLE-DOUBLES**  
MOST IN A SEASON BY A DORE SINCE 1999-00

7

RANKS IN THE TOP 20 IN NCAA IN **7 CATEGORIES**  
FG Made (3rd; 258) • FG Attempts (8th; 515)  
Double-Doubles (10th; 16) • Steals (13th; 90)  
Steals Per Game (13th; 3.00) • Pts Scored (14th; 618)  
Pts Per Game (14th; 20.8)

2

NAMED SEC PLAYER OF THE WEEK **2 TIMES** THIS SEASON  
1-OF-2 PLAYERS TO WIN THE AWARD TWICE

1

**ONLY PLAYER** IN NCAA TO AVERAGE OVER **20.0 PTS** AND **9.5 REB** PER GAME AND BE IN THE TOP 15 NATIONALLY IN **SCORING AND STEALS**



# 1 MIKAYLA BLAKES

@mikaylablakes  
 @mikaylablakes  
 @mikaylablakes

NATIONAL FRESHMAN OF THE YEAR CANDIDATE

## BY THE NUMBERS

**55** SCORED **55 POINTS** TO SET  
NCAA FRESHMAN  
SINGLE-GAME SCORING RECORD  
THE MOST POINTS SCORED IN SEC HISTORY &  
VANDERBILT WOMEN'S BASKETBALL HISTORY

**23.3** ONLY NCAA DIVISION  
FRESHMEN TO AVERAGE OVER  
**20.0 POINTS PER GAME**

**19** SCORED **20-PLUS POINTS** IN  
**19 GAMES** THIS SEASON  
MOST BY AN NCAA FRESHMAN IN 2024-25

**17** CURRENTLY ON A **17-GAME**  
DOUBLE-DIGIT SCORING STREAK  
SECOND 13-PLUS GAME DOUBLE-DIGIT STREAK  
OF THE SEASON

**12** RANKS IN THE TOP 10  
AMONG NCAA FRESHMEN IN  
**12 CATEGORIES**  
Scoring (1st; 23.3) • Points Scored (1st; 723)  
FG Made (1st; 238) • FG Attempts (1st; 516)  
FT Percentage (1st; 88.3%) • 3-Pt FG Attempts (1st; 212)  
FT Attempts (2nd; 197) • FT Made (2nd; 174)  
Steals (2nd; 75) • Steals/Game (4th; 2.50)  
3-Pt FG Made (3rd; 73) • FG Percentage (6th; 46.1%)

**7** NAMED SEC FRESHMAN OF  
THE WEEK **7 TIMES**  
THIS SEASON  
1-OF-3 POWER 4 PLAYERS TO THEIR  
CONFERENCE'S FRESHMAN OF THE WEEK  
AWARD SEVEN OR MORE TIMES

**1** ONLY PLAYER TO RANK IN THE  
TOP 10 AMONG FRESHMEN  
NATIONALLY IN **POINTS**  
SCORED, **STEALS**, AND  
**3-POINTERS MADE**



## DORE NOTES

### **DYNAMIC DUO**

Sophomore Khamil Pierre and freshman Mikayla Blakes are the only pair of teammates in all of NCAA Division I to average over 20.0 points per game. Blakes enters the SEC Tournament ranked sixth nationally at 23.3 points per contest, while Pierre's 20.6 points per contest is 14th in the nation.

Combined, Pierre and Blakes are averaging a combined 43.9 points per game this season make them the highest scoring tandem in the SEC.

### **PUTTING UP THE POINTS**

Vanderbilt's 84.3 points per game average is seventh-best in all of NCAA Division I this season, while it is fourth-highest scoring average in the SEC.

Vandy has set a single-season school record this season with seven games scoring 100-plus points. The Dores have scored 90 or more points in 15 games this season.

### **CASHING IN AT THE FREE THROW LINE**

The Commodores enter the SEC Tournament ranked first the SEC in team free throw percentage at 78.1 percent. It is the 11th-best free throw percentage in NCAA Division I this season.

Freshman Mikayla Blakes leads Vanderbilt with an 88.3 percent free throw percentage, which is second in the SEC and 25th in NCAA. Blakes made 90.2 percent (119-of-132) of her free throws in SEC play.

### **COACH RALPH UP FOR NATIONAL COACH OF THE YEAR**

The Naismith Awards announced that Vanderbilt women's basketball head coach Shea Ralph was named to the 2025 Werner Ladder Naismith Women's College Coach of the Year Watch List presented by AXIA Time.

It is the first time Ralph has been included on the Werner Ladder Naismith Women's College Coach of the Year Watch List. She is one of 15 coaches selected, while the fourth-year Vandy coach is one of six SEC women's basketball head coaches on the list.

Ralph has guided Vanderbilt to a 19-7 overall record this season. Vanderbilt is on the cusp of its second-straight 20-win campaign, which would mark the first time since the 2011-12 and 2012-13 seasons that the Dores posted back-to-back 20-win seasons.

### **ANOTHER 30-POINT OUTING FOR BLAKES**

Freshman Mikayla Blakes followed up her SEC and NCAA freshman single-game scoring record 55-point performance by scoring 34 points at No. 16/16 Oklahoma. The Somerset, New Jersey, native made a career-high seven 3-point field goals, which is tied for the fifth-most made in a game by a Commodore in program history.

It was Blakes' fifth game of the season with 30 or more points, which leads all freshmen nationally and is tied for fourth-most by an NCAA Division I player this season. Blakes' 34 points vs. the Sooners are tied for the fourth-most points scored in a game by a Vanderbilt freshman, matching Barbara Brackman's 34-point effort vs. Tennessee on Feb. 26, 1982.

### **DOUBLE-DOUBLE MACHINE**

Khamil Pierre is 10th in NCAA Division I with 16 double-doubles entering the week. She is one of 13 players nationally to collect 16 or more double-doubles during the 2024-25 season.

### **BLAKES LEADING THE FRESHMEN**

Mikayla Blakes comes to Greenville ranked in the top 10 among all NCAA freshmen in 12 categories. Blakes is the only player to rank in the top 10 freshmen nationally in scoring (1st; 23.3), points scored (1st; 699), field goals made (1st; 230), free throw percentage (1st; 88.4%), steals (2nd; 72), and 3-point field goals made (4th; 66).

The Somerset, New Jersey, native has won SEC Freshman of the Week a league-high seven times, breaking Khamil Pierre's school record of five selections set in 2023-24. Blakes is one of three Power 4 players to win their conference's weekly freshman award seven or more times this season.

### **GETTING MULTIPLE TOP 25 WINS**

The Commodores have collected wins over No. 15 Tennessee (71-70) and at No. 19 Alabama (66-64), marking the first time since the 2015-16 campaign the Dores have posted multiple wins over ranked teams in the same season. Vanderbilt will be searching for its second top-25 road win of the campaign.

The last time the Commodores knocked off multiple top-25 teams on the road in the same season came during the 2015-16 campaign. Vanderbilt won at No. 12/12 Kentucky, 71-69, and at No. 24/24 Missouri, 56-52, that season. The win at No. 24-ranked Missouri on Feb. 28, 2016, was also the last time Vanderbilt collected a win over a ranked team on the road.

### **GETTING THEIR HANDS ON THE BALL**

Vandy has been getting hands into the passing lane with great efficiency this season. The Commodores rank inside the top 20 in all of NCAA Division I in steals per game (eighth; 12.8), turnover margin (10th; 7.70), turnovers forced per game (6th; 21.43).

Vanderbilt has forced teams into 20 or more turnovers in 20 games this season, recently collected 30 turnovers vs. Texas A&M on Feb. 27.

Vandy's season-high 36 turnovers forced vs. Evansville on Dec. 14 is tied for the seventh-most in a game in program history.

### **PIERRE'S ELITE NUMBERS**

Sophomore Khamil Pierre ranks in the top 20 nationally in seven categories. She is the only NCAA Division I player placed in the top 15 in scoring (14th; 20.8 ppg) and steals per game (13th; 3.00) and she is the lone player in the country to average over 20.0 points and 9.5 rebounds per game this season.

### **WINNING BIG**

Vanderbilt holds the 1st-best margin of victory in the nation coming into the SEC Tournament. The Commodores are beating teams by an average of 16.2 points per game this season. Vandy has posted eight wins of 40-plus points during the 2024-25 season.

### **BLAKES' CASE FOR NATIONAL FRESHMAN OF THE YEAR**

Freshman guard Mikayla Blakes is making a strong case for national freshman of the year consideration. The 5-8 guard leads all NCAA Division I freshmen in scoring (23.3 ppg), points scored (699), free throw percentage (88.4%) and field goals made (230).

She set the NCAA freshman single-game scoring record with 55 points at Auburn in a 98-88 overtime win on Feb. 16. It was her second game with 50-plus points this season, as she also scored 53 points at Florida on Jan. 30. She is the first player since Mississippi Valley State's Patrica Hoskins in 1988-89 to have multiple games of 53-plus points in the same season.

Her 55 points were also an SEC single-game record, regardless of class, and set Vanderbilt's single-season record, breaking Khamil Pierre's previous school record of 42 points, set back on Dec. 14. Blakes is one of two NCAA freshmen this season to have multiple games with 30-plus points.

### **GETTING NATIONALLY RANKED**

Vanderbilt broke into the Associated Press Top 25 for the first time since the 2013-14 season on Jan. 27 in at No. 23. The Commodores also checked in at No. 23 in the USA Today/WBCA Coaches Poll, as it marked the second-straight season the Dores have been featured in the Coaches Poll. The rankings marked the first time Vanderbilt has been in both polls since Feb. 18, 2014.

### **BREAKING THE CENTURY MARK**

Vanderbilt scored 100-plus points for the seventh time this season in the 100-59 win at Missouri on March 2. The seven games scoring 100 or more points sets the program record for most 100-point games collected in a single season. It is also the first time in school history that the Commodores have scored 100-plus points in three SEC games in the same season.





## DORE NOTES

### **MIKAYLA'S WEEK WAS SO NICE, THE SEC AWARDED HER TWICE**

Mikayla Blakes earned a pair of weekly conference awards on Feb. 18, as the guard was named the SEC Co-Player of the Week and SEC Freshman of the Week.

It is the first time in Vanderbilt women's basketball history that a player has earned the SEC Player of the Week and SEC Freshman of the Week awards at the same time. She shares SEC Player of the Week honors with Tennessee's Jewel Spear.

Blakes becomes the second Commodore to earn each distinction in the same season, as she joins Stephanie Holzer, who was named SEC Freshman of the Week on Nov. 14 and SEC Player of the Week on Feb. 6 during the 2010-11 campaign.

Blakes also becomes the first freshman since Candace Parker in 2006 to be named SEC Player and Freshman of the Week at the same time. Additionally, it extends Blakes' Vanderbilt school record for most SEC Freshman of the Week selections to seven.

### **BLAKES EARNS AP PLAYER OF THE WEEK AND USBWA TAMIKA CATCHINGS NATIONAL FRESHMAN OF THE WEEK AGAIN**

On Feb. 18, Vanderbilt women's basketball standout Mikayla Blakes was named the Associated Press Women's Basketball Player of the Week and the United States Basketball Writers Association (USBWA) Tamika Catchings National Freshman of the Week on the same day for the second time this season.

Overall, it is Blakes' NCAA-leading fourth USBWA Tamika Catchings National Freshman of the Week selection this season, while it is the second time she has been named AP Player of the Week over the past three weeks.

The freshmen averaged 34.0 points, 7.0 rebounds, 4.5 assists, and 4.5 steals to help Vanderbilt go 1-1 in a pair of overtime SEC contests this week. Blakes averaged 44.5 minutes per game, as the Commodores played in back-to-back overtime contests that included a total of three extra periods. The guard once again rewrote the SEC and NCAA women's basketball record books this past Sunday, as her 55-point performance at Auburn set the SEC and NCAA freshman single-game scoring records.

### **BLAKES BREAKS RECORDS AGAIN**

Mikayla Blakes rewrote the NCAA record book once again at Auburn on Feb. 16, as she broke the NCAA freshman single-game scoring record with 55 points in a 98-88 overtime win. Blake, who previously set the NCAA true freshman scoring record with 53 points at Florida on Jan. 30, broke Delaware's Elena Delle Donne's NCAA freshman scoring record of 54 points she scored as a redshirt freshman back during the 2009-10 season. Blakes is the first freshman since the turn of the century to record two 50-plus point performances in the same season, while she is the fourth NCAA Division I player to accomplish the feat since 1999-00.

Blakes shot 53.6 percent from the field, going 15-of-28 from the floor. The freshman from Somerset, New Jersey, went 23-of-24 from the free throw line, as she made her first 23 free throw attempts. The guard dished out a team-high five assists and added five rebounds and three steals to her stat line. Additionally, Blakes' 55 points at Auburn broke her own SEC single-game scoring record of 53 points set at Florida on Jan. 30. The 55 points also set the Neville Arena single-game scoring record for either a men's or women's basketball player.

### **SETTING QUARTER RECORDS**

Vanderbilt outscored Appalachian State 33-2 in the first quarter en route to a 94-40 win on Dec. 1. The two points scored against the Commodores were the fewest points the program has allowed in any quarter in school history. The plus-31-point advantage at the end of the quarter marked the largest scoring margin in a single quarter in program history. The NCAA moved women's basketball from two halves to four quarters prior to the start of the 2015-16 season.

### **MIKAYLA AND KHAMIL NATIONALLY RECOGNIZED**

Vanderbilt's underclassmen duo of freshman Mikayla Blakes and sophomore Khamil Pierre have earned their fair share of national recognition of late, as each was named to the Jersey Mike's Naismith Trophy Women's College Player of the Year Midseason Team on Feb. 12. The Vandy duo were two of 30 players named to the team, while they were two of 11 SEC players selected. Blakes was one of two freshmen to earn a selection, while Pierre was one of six sophomores.

Additionally, Blakes was named to the John R. Wooden Late Midseason Top 20 watch list on Feb. 11, while Pierre was selected to the Naismith Defensive Player of the Year watch list on Feb. 5.

### **RECORD-SETTING SEC PLAYER OF THE WEEK FOR BLAKES**

Mikayla Blakes was named the SEC Freshman of the Week for a league-leading sixth time to set the school record for the most weekly SEC frosh awards earned in a season.

Blakes scored 22 points, pulled down four rebounds, and collected three steals at No. 4/6 Texas last Thursday in her lone contest of the week. Her six SEC Freshman of the Week selections sets the school record for most weekly SEC freshman honors in a season, breaking Khamil Pierre's previous record of five set during the 2023-24 campaign.

### **GREENE GETS A MEDICAL WAIVER**

Vanderbilt guard Madison Greene was granted a medical waiver for the 2023-24 season, which will give her an additional year of eligibility. Last season, Greene sustained a season-ending injury on Dec. 17 vs. Lipscomb. She will now be considered a redshirt freshman in terms of athletic eligibility.

### **ANOTHER 20-POINT OUTING FOR BLAKES AND PIERRE**

Freshman Mikayla Blakes (22 points) and sophomore Khamil Pierre (26 points) each scored 20-plus points in the Feb. 6 loss at No. 4/6 Texas, marking the 10 time this season the duo has registered 20 or more points each in the same game.

The Vanderbilt underclassmen are the only set of teammates in the nation to average over 20 points each this season. Blakes leads the team at 22.1 points per game and Pierre chips in 21.1 points per contest. Blakes has had a total of 15 games this season with 20-plus points, while Pierre has score 20 or more points in 13 games.

### **BLAKES SETS NCAA TRUE FRESHMAN SCORING RECORD**

Mikayla Blakes rewrote the NCAA women's basketball record book once again on Jan. 30 at Florida, as the Vanderbilt women's basketball standout broke the NCAA true freshman record for most points scored in a game with a 53-point performance to lead the No. 23/23-ranked Commodores to a 99-86 road win.

Blakes' 53 points are the most scored in a game by a first-year player at the NCAA Division I level, breaking JuJu Watkins' NCAA true freshman single-game scoring record of 51 points, set by the Southern California standout last season. Blakes was one point short of setting the NCAA Division I single-game women's basketball freshman scoring record, held by Delaware's Elena Delle Donne, who scored 54 points in a contest as a redshirt freshman in 2009-10. Delle Donne spent her first season as an NCAA student-athlete on Delaware's volleyball team before playing four seasons of women's basketball for the Blue Hens.

Blakes is the only Division I player — men's or women's — to score at least 50 points in a game this season. Additionally, she set both the SEC and the Vanderbilt women's basketball single-game scoring records. The freshman broke Jocelyn Penn's (LSU) SEC single-game record of 51 points, scored on Jan. 4, 2003, against Stetson. Blakes also surpassed Khamil Pierre's previous school record of 42 points, which was set on Dec. 17 vs. Evansville.

### **OLIVER'S RARE DOUBLE-DOUBLE**

Graduate Jordyn Oliver collected a double-double in the win over Georgia with a career-best 11 assists and 10 rebounds on Jan. 2.

It marked the first time a Commodore has posted a double-double via assists and rebounds since 1999-00. She is also the sixth SEC player to accomplish the feat since the turn of the century.

### **MADDIE'S HOMECOMING**

Sophomore Madison Greene had a memorable return trip to her home state of Ohio, as she scored a career-high 25 points off the bench against at Dayton on Dec. 19. Greene is the first Dore to score at least 25 points in a reserve role since Erin Whalen's 25-point performance vs. No. 10-ranked South Carolina on Jan. 18, 2018.

### **PIERRE'S FOUR-GAME DOUBLE-DOUBLE STREAK COMES TO AN END**

Sophomore Khamil Pierre had her four-game double-double streak come to an end against Alabama A&M on Dec. 29. It is tied for the second-longest double-double streak at Vanderbilt since 1999-00 with Mariella Fasoula, who had four in a row in 2019-20. Current Vanderbilt assistant coach Ashley Earley's six-straight double-doubles in 2004-05 is the longest streak since 1999-00.





## DORE NOTES

### **BLAKES' RECORD SEC DEBUT**

Mikayla Blakes' 36-point performance in the 108-82 win over Georgia in the 2025 SEC opener set Vanderbilt's record for most points scored by a freshman in a game. Blakes broke a program record that stood since 1981-82, the first season the NCAA sponsored women's basketball, when Barbara Brackman's 42 points against Tennessee on Feb. 26, 1982.

Blakes shot 45 percent from the floor and matched her career-high of five made 3-pointers in the win over the Lady Bulldogs. The Somerset, New Jersey, native dished out five assists and did not commit a turnover in 33 minutes of action during her SEC debut. The guard went 13-of-14 from the free throw line, as the 13 made charity tosses are the most by a Dore in a game this season. It was Blakes' ninth game with 20 or more points this season, which leads all NCAA freshmen and sets a record for the most 20-point games in a season by a Vandy freshman.

The 36 points are the most points scored by a freshman in the country this season and the most points scored by an NCAA Division I freshman since Audi Crooks' 40-point performance against Maryland in the 2024 NCAA Tournament. It is also the most points registered by an SEC frosh since Mikaylah Williams' 42 points vs. Kent State on Nov. 14, 2013.

### **KHAMIL COMING UP ACES AGAINST EVANSVILLE**

The 42 points, 18 rebounds, and eight steals for Khamil Pierre against Evansville establish new career highs in each category. Her combined 60 points and rebounds are the most collected by a Vanderbilt women's basketball player in a game in program history. Her 42-point performance last Saturday also extended her career-long double-digit scoring streak to 13 games dating back to last season. She also collected her eighth double-double of the season, which is tied for the sixth-most in a season since 1999-00.

Pierre is the fifth NCAA Division I women's basketball player since 1999-00 to have a game stat line of 40-plus points, 15-plus rebounds, and 5-plus steals, and she is the first player to accomplish the feat since the 2013-14 season. Pierre is the fifth Commodore since 1999-00 to have a game with 30-plus points and 10-plus rebounds.

### **PIERRE'S 42-POINT PERFORMANCE**

Khamil Pierre put on one of the most memorable performances in Vanderbilt women's basketball history in the 106-40 win over Evansville on Dec. 14. She posted 42 points, 18 rebounds, and eight steals in the win over the Purple Aces. Her 42-point performance set a new program record for most points scored in a single game, passing the previous mark of 41 points shared by Chantelle Anderson (Feb. 8, 2001) and Cijaja Harbison (Jan. 29, 2023).

The 6-2 forward started her day with a bang against the Purple Aces, scoring 20 points in the first quarter. Pierre's performance in the opening frame on Saturday marked the most points scored by a Commodore in the first quarter in program history. Additionally, Pierre ties Marnelle Garraud's program record for most points scored in any quarter, which was set on Jan. 16, 2023, in the fourth quarter at Arkansas.

Her 19 made field goals tie the program record for more field goals made in a game in Vanderbilt history, tying Anderson's 19 made field goals in her 40-point performance vs. Portland State. The 19 made field goals are also the sixth-most in SEC history.

The 42 points scored are the most in an NCAA Division I game this season. It is also tied for the most points scored by an SEC player since the 2020-21 season.

### **HISTORIC START FOR BLAKES**

Freshman Mikayla Blakes scored 10-plus points in each of her first 13 games to begin her Vanderbilt career, ending on Dec. 29 vs. Alabama A&M. She is the first Dore since at least 1999-00 to open their Vandy career with 13-straight games with 10-plus points. Additionally, it is the fourth-longest double-digit scoring streak to begin a season in school history.

### **MIXING AND MATCHING**

Vanderbilt used its fifth different starting lineup in the Feb. 23 contest vs. over South Carolina, as graduate student Leilani Kapinus started for Senior Day. Kapinus makes the eighth different Commodore to record a start this season.

### **DOUBLE-DOUBLE DUO**

Sophomore Khamil Pierre and graduate student Leilani Kapinus became the first set of Commodore teammates to record a double-double in the same game this season the win over Samford on Nov. 22. Pierre registered 21 points and 12 rebounds to post her fifth double-double of the season, while Kapinus collected 11 points and 10 rebounds to record her first at Vanderbilt. It is the first time since March 7, 2024, that two Vanderbilt players posted a double-double in the same game, as Pierre and Sacha Washington accomplished the feat against Florida in the second round of the 2024 SEC Tournament.

### **PIERRE'S SEASON-OPENING DOUBLE-DOUBLE STREAK**

Khamil Pierre opened the 2024-25 season posting a double-double in three-straight games. She became the first Commodore since Koi Love in 2020-21 to open a season collecting three-straight double-doubles.

### **GREENE MAKING THE MOST OF HER FIRST START**

Sophomore Madison Greene shined in her first career start at Vanderbilt in the 62-49 win at South Florida on Nov. 14. The guard was inserted into the lineup with senior Iyana Moore battling back spasms and turned in a season-high 15 points. Greene hit a career-best five 3-point field goals against the Bulldogs. She is the first Commodore to hit five 3-pointers in a game since Justine Pissott against Dayton on Dec. 20, 2023.

### **SEASON-OPENING DOUBLE-DOUBLE FOR KHAMIL**

Khamil Pierre got her sophomore campaign started in a big way, as the 6-2 forward scored 25 points and pulled down 14 rebounds in the season-opening win over Lipscomb. It was the first time that a Commodore posted a double-double in a season opener since Koi Love's 24-point, 10-rebound performance at Little Rock in the first game of the 2020-21 season. It is Pierre's fifth career double-double, while she extended her double-digit scoring streak to four games dating back to last season.

### **A REMARKABLE DEBUT**

Freshman Mikayla Blakes put on a spectacular showing in her Vanderbilt debut this past Monday, as she recorded 23 points, five assists, and five rebounds to go along with a pair of steals. She is the first Commodore to score 23 or more points in their debut game since Rebekah Dahlman's 23-point outing in her debut on Nov. 11, 2013, against Appalachian State.

### **GREENE'S RETURN**

Madison Greene had a standout return to the court after missing the final 22 games last season. Greene recorded 14 points in 28 minutes off the bench in the season opener vs. Lipscomb on Nov. 4. She also established new career highs in steals (6), assists (4), and field goals made (6) in her return against the Bisons.

### **100-POINT BREAKOUT IN THE SEASON OPENER**

Vanderbilt scored 100-plus points in a game for the first time since putting up 106 points in a 106-55 win at Tennessee State on Nov. 25, 2019. It was the first time under head coach Shea Ralph that the Commodores have tallied 100 or more points in a game. It was also the first time that Vandy scored 100-plus points at Memorial Gym since they knocked off Quinnipiac, 111-53, on Nov. 26, 2010. It is also the 47th time that Vanderbilt women's basketball has scored 100 or more points in a game in program history.

### **RETURNING FIRE POWER**

Vanderbilt returns 78.4 percent of its scoring from last season as the Commodores bring back nine players from the 2023-24 roster. The group of returnees includes five players who started 10 or more games for the Dores a year ago, four of which started for Vandy during last year's NCAA Tournament run.

### **EXPERIENCED ROSTER**

Vanderbilt is one of the most experienced teams in the SEC this season, as they have four players who have played in 90-plus games during their college career. That list includes Jordyn Oliver (114), Jane Nwaba (106), Sacha Washington (99), and Leilani KAPINUS (95). The Commodores are one of four SEC teams that have four or more players who have played in 90 more collegiate games.





## DORE NOTES

### **ONE OF THE SEC'S BEST**

Senior Sacha Washington, 2024-25 season, is one of two SEC players who have collected over 1,000 points, 700 rebounds, and 100 blocks in their career, joined by Ole Miss' Madison Scott. Washington became the 41st Commodore to score 1,000 career points during Vanderbilt's NCAA Tournament run last season. She comes into the year having amassed 1,008 points, 720 rebounds, 108 blocks, and 105 assists in 99 career games.

### **A TANGIBLE IMPROVEMENT**

Vanderbilt's 23 wins this season marks an 11-win improvement from last year's win total of 12. It was tied for the largest improvement in win total from year-to-year in program history, matching the 1983-84 team.

### **SEC PROJECTIONS**

Vanderbilt will be out to prove the preseason prognosticators wrong this year once again. The Commodores were selected to finish 10th in the SEC Preseason Media Poll and 12th in the SEC Coaches Poll. Vandy has finished better than projected in the preseason polls each year under head coach Shea Ralph. Last season, the Dores were picked to finish 13th in the preseason coaches poll and 14th in the preseason media poll, then went 9-7 in SEC games last season to finish in sixth place.





## STATISTICAL RANKINGS

Statistic	RANKING (as of 03.03)		
	NCAA	SEC	Value
Assist/Turnover Ratio (353 ranked)	27	5	1.21
Assists Per Game (353 ranked)	33	5	16.7
Bench Points Per Game (353 ranked)	118	11	20.1
Blocks Per Game (353 ranked)	229	14	2.7
Field Goal Percentage (353 ranked)	44	9	45.3
Field Goal Percentage Defense (353 ranked)	311	14	43.2
Fouls Per Game (353 ranked)	177	6	16.6
Free Throw Attempts Per Game (353 ranked)	45	5	19.37
Free Throw Percentage (353 ranked)	11	1	78.3
Free Throws Made Per Game (353 ranked)	20	3	15.17
Rebound Margin (353 ranked)	177	15	1.0
Rebounds (Defensive) Per Game (353 ranked)	273	14	23.4
Rebounds (Offensive) Per Game (353 ranked)	18	5	14.9
Rebounds Per Game (349 ranked)	95	12	38.27
Scoring Defense (353 ranked)	264	11	68.1
Scoring Margin (349 ranked)	31	8	16.2
Scoring Offense (353 ranked)	7	4	84.3
Steals Per Game (353 ranked)	8	1	12.8
Three Point Attempts Per Game (353 ranked)	115	6	21.2
Three Point Percentage (353 ranked)	77	3	33.9
Three Point Percentage Defense (353 ranked)	102	7	29.5
Three Pointers Per Game (353 ranked)	95	6	7.2
Turnover Margin (353 ranked)	10	3	7.70
Turnovers Forced Per Game (353 ranked)	16	3	21.43
Turnovers Per Game (353 ranked)	51	5	13.7
Winning Percentage (353 ranked)	76	8	70.0

Individual	RANKING (as of 03.03)		
	NCAA	SEC	Value
<b>Mikayla Blakes</b>			
Field Goal Attempts	9	2	497
Field Goal Percentage	119	16	46.4
Field Goals Made	8	4	230
Free Throw Attempts	16	2	189
Free Throw Percentage	25	2	88.4
Free Throw Made	8	2	167
Points Scored	4	2	699
Points Per Game	6	2	23.3
Steals	21	4	75
Steals Per Game	31	5	2.50
Three Point Attempts	24	2	206
Three Point Percentage	119	9	35.0
Three Pointers Made	32	2	72
Three Pointers Per Game	48	4	2.40

<b>Khamil Pierre</b>			
Double Doubles	13	2	15
Field Goal Attempts	8	2	497
Field Goal Percentage	60	6	50.7
Field Goals	3	1	252
Free Throw Attempts	90	6	141
Free Throw Made	135	9	94
Points Scored	14	4	602
Points Per Game	14	4	20.8
Rebounds	34	3	277
Rebounds Per Game	36	3	9.6
Steals	12	2	87
Steals Per Game	13	2	3.00
<b>Iyana Moore</b>			
Three Pointers Attempts	111	6	172
Three Pointers Made	149	11	57
Three Pointers Per Game	172	11	1.97
<b>Jordyn Oliver</b>			
Assists/Turnover Ratio	19	3	2.55
Assists Per Game	177	12	3.6
<b>Leilani Kapinus</b>			
Steals Per Game	229	15	1.76

## SEC PLAYER OF THE WEEK

Week	Player	Week	Player
11-12	Raegen Beers, Okla.	01-07	Georgia Amooore, UK
11-19	Talaysia Cooper, Tenn.	01-14	Aneasha Morrow, LSU
11-26	<b>Khamil Pierre, Vandy</b>	01-22	Madison Booker, Texas
12-03	Aneasha Morrow, LSU	01-28	Taylor Jones, Texas
	Payton Verhulst, Okla.	02-04	Georgia Amooore, UK
12-10	Izzy Higginbottom, Ark.	02-11	Madison Booker, Texas
	Mikaylah Williams, LSU	02-18	<b>Mikayla Blakes, Vandy</b>
12-17	<b>Khamil Pierre, Vandy</b>		Jewel Spear, Tenn.
12-23	DeYona Gaston, Auburn	02-25	Raegen Beers, Okla.
	Aneeshah Morrow, LSU	03-02	Raegen Beers, Okla.
12-31	Aaliyah Nye, Alabama		Chloe Kitts, SC

## SEC FRESHMAN OF THE WEEK

Week	Player	Week	Player
11-12	Clara Silva, UK	01-07	Jordan Lee, Texas
11-19	<b>Mikayla Blakes, Vandy</b>	01-14	Liv McGill, Florida
11-26	<b>Mikayla Blakes, Vandy</b>	01-22	Joyce Edwards, SC
	Sira Thienou, Ole Miss	01-28	<b>Mikayla Blakes, Vandy</b>
12-03	Joyce Edwards, SC		Joyce Edwards, SC
	Justice Carlton, Texas	02-04	<b>Mikayla Blakes, Vandy</b>
12-10	<b>Mikayla Blakes, Vandy</b>	02-11	<b>Mikayla Blakes, Vandy</b>
	Syriah Daniels, Auburn	02-18	<b>Mikayla Blakes, Vandy</b>
12-17	Sira Thienou, Ole Miss	02-25	Joyce Edwards, SC
12-23	Justice Carlton, Texas	03-03	Mia Woolfork, UGA
12-31	Miyah Verse, Georgia		
	Kaniya Boyd, Tenn.		

## SEASON LEADERS & MISCELLANEOUS STATS

**Leading Scorer - Season**  
Mikayla Blakes - 23.3 ppg

**Leader in FG% - Season**  
Khamil Pierre - 50.1% (258-515)

**Leader in FT% - Season**  
Mikayla Blakes - 88.3% (174-197)

**Leader in 3-PFG% - Season**  
Mikayla Blakes - 34.4% (73-212)

**Leader in 3-PFGM - Season**  
Mikayla Blakes - 73 3PFGM

**Leading Rebounder - Season**  
Khamil Pierre - 9.7 rpg

**Leader in Assists - Season**  
Jordyn Oliver - 3.6 apg

**Leader in Steals - Season**  
Khamil Pierre - 3.0 spg

**Leader in Blocks - Season**  
Aiyana Mitchell - 0.7 bpg

**20-Pt Scoring Games**  
Mikayla Blakes - 19  
Khamil Pierre - 16  
Iyana Moore - 3  
Madison Greene - 1

**30-Pt Scoring Games**  
Mikayla Blakes - 4  
Khamil Pierre - 2

**40-Pt Scoring Games**  
Mikayla Blakes - 2  
Khamil Pierre - 1

**50-Pt Scoring Games**  
Mikayla Blakes - 2

**Ind. High Points - Game**  
55 pts - Mikayla Blakes at Auburn (02/16/25)

**Ind. High Rebounds - Game**  
18 reb - Khamil Pierre vs. Evansville (12/14/24)

**Ind. High FTM - Game**  
23 FTM - Mikayla Blakes at Auburn (02/16/25)

**Ind. High 3-Pt FGM - Game**  
7 3PM - Mikayla Blakes at Oklahoma (02/20/25)

**Ind. High Assists - Game**  
11 - Jordyn Oliver vs. Georgia (01/02/25)

**Ind. High Blocks - Game**  
4 - Aiyana Mitchell at Auburn (02/16/25)

**Ind. High Steals - Game**  
9 - Khamil Pierre vs. Texas A&M (02/27/25)

**Longest Scoring Run**  
26-0 vs. Hampton (11/20/24)

**Longest Opp. Scoring Run**  
19-0 - at Oklahoma (02/20/25)

**Largest Margin of Victory**  
66 pts - 106-40, vs. Evansville (12/14/24)

**Largest Halftime Lead**  
38 pts - 58-20, vs. Evansville (12/14/24)

**Largest Halftime Lead**  
38 pts - 58-20, vs. Evansville (12/14/24)

**Largest Halftime Deficit**  
19 pts - 25-44, at Ole Miss (01/09/25)

**Largest Halftime Deficit in a Win**  
7 pts - 27-34, at Alabama (01/26/25)

**Largest Halftime Lead in a Loss**  
2 pts - 31-29, vs. Miss. St. (02/13/25)

**Largest Vandy Lead**  
68 pts - 106-38, vs. Evansville (12/14/24)

**Largest Vandy Deficit**  
35 pts - 31-66, at Ole Miss (01/09/25)

**Largest Vandy Lead in a Loss**  
68 pts - 106-38, vs. Evansville (12/14/24)

**Largest Vandy Deficit in a Win**  
15 pts - 59-74, at Auburn (02/16/25)

**Largest 1st Half Deficit in a Win**  
7 pts (3x)  
0-7, at Dayton (12/19/24)  
27-34, at Alabama (01/26/25)  
26-33, at Auburn (02/16/25)

**Largest 2nd Half Deficit in a Win**  
15 pts - 59-74, at Auburn (02/16/25)

## SCORING HIGH-LOW QUARTERS

<b>Most 1st Quarter Points Scored</b> 34, vs. Evansville - 12.14.24	<b>Most 1st Quarter Points Allowed</b> 31, vs. Kentucky - 01.05.25
<b>Most 1st Quarter Points Scored (SEC Games)</b> 26 (2x), Last: vs. Arkansas - 01.23.25	<b>Most 1st Quarter Points Allowed (SEC Games)</b> 31, vs. Kentucky - 01.05.25
<b>Fewest 1st Quarter Points Scored</b> 10, at Texas - 02.06.25	<b>Fewest 1st Quarter Points Allowed</b> 2, vs. Appalachian State - 12.1.24
<b>Fewest 1st Quarter Points Scored (SEC Games)</b> 10, at Texas - 02.06.25	<b>Fewest 1st Quarter Points Allowed (SEC Games)</b> 9, vs. Mississippi State - 02.13.25
<b>Most 2nd Quarter Points Scored</b> 35, vs. West Georgia - 12.21.24	<b>Most 2nd Quarter Points Allowed</b> 27, at Ole Miss - 01.09.25
<b>Most 2nd Quarter Points Scored (SEC Games)</b> 27 (2x), Last: vs. at Florida - 01.30.25	<b>Most 2nd Quarter Points Allowed (SEC Games)</b> 27, at Ole Miss - 01.09.25
<b>Fewest 2nd Quarter Points Scored</b> 8, vs. Michigan State - 11.27.24	<b>Fewest 2nd Quarter Points Allowed</b> 5, vs. Tennessee - 01.19.25
<b>Fewest 2nd Quarter Points Scored (SEC Games)</b> 10, vs. Ole Miss - 02.02.25	<b>Fewest 2nd Quarter Points Allowed (SEC Games)</b> 5, vs. Tennessee - 01.19.25
<b>Most 3rd Quarter Points Scored</b> 33, vs. Texas A&M - 02.27.25	<b>Most 3rd Quarter Points Allowed</b> 34, at Oklahoma - 02.20.25
<b>Most 3rd Quarter Points Scored (SEC Games)</b> 33, vs. Texas A&M - 02.27.25	<b>Most 3rd Quarter Points Allowed (SEC Games)</b> 34, at Oklahoma - 02.20.25
<b>Fewest 3rd Quarter Points Scored</b> 12, at Ole Miss - 01.09.25	<b>Fewest 3rd Quarter Points Allowed</b> 4 (2x), vs. Hampton - 11.20.24
<b>Fewest 3rd Quarter Points Scored (SEC Games)</b> 12, at Ole Miss - 01.09.25	<b>Fewest 3rd Quarter Points Allowed (SEC Games)</b> 7, at Alabama - 01.23.25
<b>Most 4th Quarter Points Scored</b> 38, vs. Samford - 11.22.24	<b>Most 4th Quarter Points Allowed</b> 33, vs. Michigan State - 11.27.24
<b>Most 4th Quarter Points Scored (SEC Games)</b> 29 (2x), Last: vs. Arkansas - 01.23.25	<b>Most 4th Quarter Points Allowed (SEC Games)</b> 30, at Florida - 01.30.25
<b>Fewest 4th Quarter Points Scored</b> 8, at South Florida - 11.14.24	<b>Fewest 4th Quarter Points Allowed</b> 7, vs. Austin Peay - 11.8.24
<b>Fewest 4th Quarter Points Scored (SEC Games)</b> 17 (3x), vs. South Carolina - 02.23.25	<b>Fewest 4th Quarter Points Allowed (SEC Games)</b> 13, vs. Arkansas - 01.23.25





## 2024-25 OVERALL STATS

### Game Records

Record	Overall	Home	Away	Neutral
ALL GAMES	22-9	13-4	7-4	2-1
CONFERENCE	8-8	4-4	4-4	0-0
NON-CONFERENCE	14-1	9-0	3-0	2-1

### Score by Periods

Team	1st	2nd	3rd	4th	OT	TOT
Vanderbilt	641	603	660	682	26	2612
Opponents	491	446	576	581	24	2118

### Team Box Score

No.	Player				Total		3-Point		F-Throw		Rebounds											
		GP-GS	MIN	AVG	FG-FGA	FG%	3FG-3FGA	3FG%	FT-FTA	FT%	OFF	DEF	TOT	AVG	PF	DQ	A	TO	BLK	STL	PTS	AVG
1	BLAKES, Mikayla	31-30	982:39	31.7	238-516	.461	73-212	.344	174-197	.883	46	59	105	3.4	75	1	97	91	8	75	723	23.3
12	PIERRE, Khamil	30-30	914:46	30.5	258-515	.501	4-21	.190	98-146	.671	103	189	292	9.7	90	4	66	52	8	90	618	20.6
23	MOORE, Iyana	30-29	910:28	30.3	128-333	.384	61-176	.347	58-70	.829	27	55	82	2.7	64	2	77	70	5	31	375	12.5
4	GREENE, Madison	31-4	662:17	21.4	78-180	.433	25-71	.352	44-53	.830	18	52	70	2.3	57	0	42	55	1	40	225	7.3
10	NWABA, Jane	31-29	464:27	15.0	52-113	.460	18-45	.400	23-30	.767	35	40	75	2.4	35	0	28	19	7	21	145	4.7
5	KAPINUS, Leilani	30-1	561:41	18.7	48-109	.440	7-29	.241	24-32	.750	45	62	107	3.6	57	0	45	31	13	53	127	4.2
11	OLIVER, Jordyn	31-31	942:39	30.4	55-118	.466	0-1	.000	12-15	.800	56	84	140	4.5	46	1	112	46	13	51	122	3.9
13	PISSOTT, Justine	21-0	203:02	9.7	27-62	.435	18-47	.383	7-10	.700	12	24	36	1.7	18	0	10	10	1	5	79	3.8
14	MITCHELL, Aiyana	31-1	357:17	11.5	44-83	.530	0-0	.000	26-42	.619	37	53	90	2.9	48	0	14	27	21	17	114	3.7
24	MAKURAT, Aga	14-0	142:39	10.2	17-53	.321	12-42	.286	1-1	1.000	7	21	28	2.0	5	0	10	7	5	3	47	3.4
30	WILSON, Trinity	12-0	55:12	4.6	8-21	.381	0-0	.000	1-3	.333	5	10	15	1.3	6	0	8	3	2	0	17	1.4
2	BROWN, Jada	15-0	77:54	5.2	7-14	.500	3-7	.429	3-4	.750	5	9	14	0.9	9	0	6	6	0	6	20	1.3
Team											66	70	136							10		
<b>Total</b>		<b>31</b>	<b>6275</b>		<b>960-2117</b>	<b>.453</b>	<b>221-651</b>	<b>.339</b>	<b>471-603</b>	<b>.781</b>	<b>462</b>	<b>728</b>	<b>1190</b>	<b>38.4</b>	<b>510</b>	<b>8</b>	<b>515</b>	<b>427</b>	<b>84</b>	<b>392</b>	<b>2612</b>	<b>84.3</b>
<b>Opponents</b>		<b>31</b>	<b>6275</b>		<b>814-1877</b>	<b>.434</b>	<b>181-612</b>	<b>.296</b>	<b>309-448</b>	<b>.690</b>	<b>394</b>	<b>759</b>	<b>1153</b>	<b>37.2</b>	<b>561</b>	<b>7</b>	<b>436</b>	<b>656</b>	<b>100</b>	<b>219</b>	<b>2118</b>	<b>68.3</b>

### Team Statistics

	VU	OPP
<b>Scoring</b>	<b>2612</b>	<b>2118</b>
Points per game	84.3	68.3
Scoring margin	+15.9	-
<b>Field goals-att</b>	<b>960-2117</b>	<b>814-1877</b>
Field goal pct	.453	.434
<b>3 point fg-att</b>	<b>221-651</b>	<b>181-612</b>
3-point FG pct	.339	.296
3-pt FG made per game	7.1	5.8
<b>Free throws-att</b>	<b>471-603</b>	<b>309-448</b>
Free throw pct	.781	.690
F-Throws made per game	15.2	10.0
<b>Rebounds</b>	<b>1190</b>	<b>1153</b>
Rebounds per game	38.4	37.2
Rebounding margin	+1.2	-
<b>Assists</b>	<b>515</b>	<b>436</b>
Assists per game	16.6	14.1
<b>Turnovers</b>	<b>427</b>	<b>656</b>
Turnovers per game	13.8	21.2
Turnover margin	+7.4	-
Assist/turnover ratio	1.2	0.7
<b>Steals</b>	<b>392</b>	<b>219</b>
Steals per game	12.6	7.1
<b>Blocks</b>	<b>84</b>	<b>100</b>
Blocks per game	2.7	3.2
<b>Winning streak</b>	<b>3</b>	<b>-</b>
Home win streak	1	-
<b>Attendance</b>	<b>71266</b>	<b>43629</b>
Home games-Avg/Game	17-4192	11-3966
Neutral site-Avg/Game	-	3-355

### Team Results

Date	Opponent		Score	Att.
11/04/2024	Lipscomb	W	102-50	5282
11/08/2024	Austin Peay	W	93-37	2343
11/14/2024	at South Fla.	W	62-49	2606
11/17/2024	Butler	W	81-52	2615
11/20/2024	Hampton	W	94-45	2353
11/22/2024	Samford	W	104-59	2524
11/26/2024	vs Arizona	W	71-60	450
11/27/2024	vs Michigan St.	L	70-78	615
12/01/2024	App State	W	94-40	2621
12/04/2024	at Miami (FL)	W	88-70	2107
12/14/2024	Evansville	W	106-40	2599
12/19/2024	at Dayton	W	80-66	1632
12/21/2024	West Ga.	W	103-68	2634
12/29/2024	Alabama A&M	W	93-64	3061
01/02/2025	Georgia	W	108-82	3120
01/05/2025	Kentucky	L	78-96	8501
01/09/2025	at Ole Miss	L	59-87	3825
01/13/2025	at LSU	L	77-83	10201
01/19/2025	Tennessee	W	71-70	8299
01/23/2025	Arkansas	W	101-60	3500
01/26/2025	at Alabama	W	66-64	2712
01/30/2025	at Florida	W	99-86	1709
02/02/2025	Ole Miss	L	61-76	6021
02/06/2025	at Texas	L	66-87	7049
02/13/2025	Mississippi St.	Lot2	77-85	3577
02/16/2025	at Auburn	Wot	98-88	4353
02/20/2025	at Oklahoma	L	81-101	4073
02/23/2025	South Carolina	L	54-82	7805
02/27/2025	Texas A&M	W	91-58	4411
03/02/2025	at Missouri	W	100-59	3362
03/06/2025	vs Tennessee	W	84-76	0





## 2024-25 SEC STATS

### Game Records

Record	Overall	Home	Away	Neutral
ALL GAMES	8-8	4-4	4-4	0-0
CONFERENCE	8-8	4-4	4-4	0-0
NON-CONFERENCE	0-0	0-0	0-0	0-0

### Score by Periods

Team	1st	2nd	3rd	4th	OT	TOT
Vanderbilt	276	296	331	358	26	1287
Opponents	278	266	349	347	24	1264

### Team Box Score

No.	Player				Total			3-Point			F-Throw		Rebounds									
		GP-GS	MIN	AVG	FG-FGA	FG%	3FG-3FGA	3FG%	FT-FTA	FT%	OFF	DEF	TOT	AVG	PF	DQ	A	TO	BLK	STL	PTS	AVG
1	BLAKES, Mikayla	16-15	559:11	34.9	134-286	.469	43-108	.398	119-132	.902	29	38	67	4.2	45	1	44	55	5	35	430	26.9
12	PIERRE, Khamil	16-16	528:03	33.0	123-280	.439	4-16	.250	57-84	.679	37	95	132	8.3	50	2	39	27	5	36	307	19.2
23	MOORE, Iyana	16-16	502:19	31.4	65-169	.385	30-93	.323	34-38	.895	15	26	41	2.6	35	2	38	37	3	21	194	12.1
4	GREENE, Madison	16-0	318:58	19.9	31-77	.403	12-34	.353	17-22	.773	5	20	25	1.6	31	0	16	24	0	16	91	5.7
13	PISSOTT, Justine	12-0	124:49	10.4	18-35	.514	13-30	.433	5-6	.833	5	9	14	1.2	13	0	7	8	1	2	54	4.5
10	NWABA, Jane	16-16	216:47	13.5	19-50	.380	11-23	.478	11-16	.688	17	18	35	2.2	20	0	12	9	0	10	60	3.8
11	OLIVER, Jordyn	16-16	512:38	32.0	26-51	.510	0-1	.000	5-7	.714	20	41	61	3.8	31	1	58	22	6	28	57	3.6
5	KAPINUS, Leilani	16-1	291:60	18.2	18-45	.400	2-12	.167	8-11	.727	21	34	55	3.4	34	0	15	16	4	25	46	2.9
24	MAKURAT, Aga	4-0	13:36	3.4	3-5	.600	3-5	.600	0-0	.000	0	1	1	0.3	2	0	1	0	0	0	9	2.3
14	MITCHELL, Aiyana	16-0	175:05	10.9	12-30	.400	0-0	.000	10-14	.714	12	28	40	2.5	28	0	9	16	12	8	34	2.1
2	BROWN, Jada	5-0	18:22	3.7	2-5	.400	1-3	.333	0-0	.000	1	2	3	0.6	2	0	1	2	0	0	5	1.0
30	WILSON, Trinity	4-0	13:12	3.3	0-0	.000	0-0	.000	0-0	.000	0	1	1	0.3	4	0	3	1	0	0	0	0.0
Team											29	31	60							6		
<b>Total</b>		<b>16</b>	<b>3275</b>		<b>451-1033</b>	<b>.437</b>	<b>119-325</b>	<b>.366</b>	<b>266-330</b>	<b>.806</b>	<b>191</b>	<b>344</b>	<b>535</b>	<b>33.4</b>	<b>295</b>	<b>6</b>	<b>243</b>	<b>223</b>	<b>36</b>	<b>181</b>	<b>1287</b>	<b>80.4</b>
<b>Opponents</b>		<b>16</b>	<b>3275</b>		<b>481-1018</b>	<b>.472</b>	<b>98-310</b>	<b>.316</b>	<b>204-282</b>	<b>.723</b>	<b>230</b>	<b>421</b>	<b>651</b>	<b>40.7</b>	<b>296</b>	<b>5</b>	<b>253</b>	<b>297</b>	<b>59</b>	<b>108</b>	<b>1264</b>	<b>79.0</b>

### Team Statistics

	VU	OPP
<b>Scoring</b>	<b>1287</b>	<b>1264</b>
Points per game	80.4	79.0
Scoring margin	+1.4	-
<b>Field goals-att</b>	<b>451-1033</b>	<b>481-1018</b>
Field goal pct	.437	.472
<b>3 point fg-att</b>	<b>119-325</b>	<b>98-310</b>
3-point FG pct	.366	.316
3-pt FG made per game	7.4	6.1
<b>Free throws-att</b>	<b>266-330</b>	<b>204-282</b>
Free throw pct	.806	.723
F-Throws made per game	16.6	12.8
<b>Rebounds</b>	<b>535</b>	<b>651</b>
Rebounds per game	33.4	40.7
Rebounding margin	-7.3	-
<b>Assists</b>	<b>243</b>	<b>253</b>
Assists per game	15.2	15.8
<b>Turnovers</b>	<b>223</b>	<b>297</b>
Turnovers per game	13.9	18.6
Turnover margin	+4.6	-
Assist/turnover ratio	1.1	0.9
<b>Steals</b>	<b>181</b>	<b>108</b>
Steals per game	11.3	6.8
<b>Blocks</b>	<b>36</b>	<b>59</b>
Blocks per game	2.3	3.7
<b>Winning streak</b>	<b>2</b>	<b>-</b>
Home win streak	1	-
<b>Attendance</b>	<b>45234</b>	<b>37284</b>
Home games-Avg/Game	8-5654	8-4661
Neutral site-Avg/Game	-	0-0

### Team Results

Date	Opponent		Score	Att.
01/02/2025	Georgia	W	108-82	3120
01/05/2025	Kentucky	L	78-96	8501
01/09/2025	at Ole Miss	L	59-87	3825
01/13/2025	at LSU	L	77-83	10201
01/19/2025	Tennessee	W	71-70	8299
01/23/2025	Arkansas	W	101-60	3500
01/26/2025	at Alabama	W	66-64	2712
01/30/2025	at Florida	W	99-86	1709
02/02/2025	Ole Miss	L	61-76	6021
02/06/2025	at Texas	L	66-87	7049
02/13/2025	Mississippi St.	Lot2	77-85	3577
02/16/2025	at Auburn	Wot	98-88	4353
02/20/2025	at Oklahoma	L	81-101	4073
02/23/2025	South Carolina	L	54-82	7805
02/27/2025	Texas A&M	W	91-58	4411
03/02/2025	at Missouri	W	100-59	3362





## HONORS & AWARDS

### VANDERBILT COMMODORES

- NCAA.com Team of the Week (Jan. 28)

### MIKAYLA BLAKES • Fr. • 5-8 • G • Somerset, N. J.

- SEC Freshman of the Week (Nov. 19)
- SEC Co-Freshman of the Week (Nov. 26)
- SEC Co-Freshman of the Week (Dec. 10)
- TSWA Player of the Week (Jan. 7)
- NCAA.com Player of the Week (Jan. 21)
- USBWA Tamika Catchings National Co-Freshman of the Week (Jan. 21)
- USBWA Tamika Catchings National Freshman of the Week (Jan. 28)
- AP National Player of the Week Runner-Up (Jan. 28)
- SEC Co-Freshman of the Week (Jan. 28)
- TSWA Player of the Week (Jan. 28)
- USBWA Ann Meyers Drysdale National Player of the Year Midseason Top 50 Watch List (Feb. 3)
- AP National Player of the Week (Feb. 4)
- USBWA Tamika Catchings National Freshman of the Week (Feb. 4)
- SEC Freshman of the Week (Feb. 4)
- TSWA Player of the Week (Feb. 4)
- Naismith Starting 5 Ann Meyers Drysdale Shooting Guard of the Year Award Top 10 Watch List (Feb. 4)
- SEC Freshman of the Week (Feb. 11)
- John R. Wooden Award Late Midseason Top 20 Watch List (Feb. 11)
- Jersey Mike's Naismith Trophy Women's College Player of the Year Midseason Team (Feb. 12)
- Dawn Staley Award Late Season Watch List (Feb. 17)
- AP National Player of the Week (Feb. 18)
- USBWA Tamika Catchings National Freshman of the Week (Feb. 18)
- SEC Co-Player of the Week (Feb. 18)
- SEC Freshman of the Week (Feb. 18)
- All-America second team (March 3)
- SEC Freshman of the Year (March 4)
- All-SEC first team (March 4)
- All-SEC freshman team (March 4)
- Anne Meyers Drysdale Shooting Guard of the Year Award Finalist (March 4)

### KHAMIL PIERRE • So. • 6-2 • F • Phoenix, Ariz.

- SEC Player of the Week (Nov. 26)
- USBWA Ann Meyers Drysdale National Players of the Week (Dec. 17)
- AP National Player of the Week Runner-Up (Dec. 17)
- SEC Player of the Week (Dec. 17)
- TSWA Player of the Week (Dec. 17)
- TSWA Player of the Week (Dec. 31)
- John R. Wooden Award Midseason Top 25 Watch List (Jan. 7)
- USBWA Ann Meyers Drysdale National Player of the Year Midseason Top 50 Watch List (Feb. 3)
- Naismith Defensive Player of the Year Midseason Watch List (Feb. 5)
- Jersey Mike's Naismith Trophy Women's College Player of the Year Midseason Team (Feb. 12)
- Cheryl Miller Award Small Forward of the Year Award Finalist (March 5)

### SACHA WASHINGTON • Sr. • 6-2 • F • Lawrenceville, Ga.

- Cheryl Miller Award Preseason Watch List (Nov. 1)
- Allstate NACDA Good Works Winter Team (Feb. 20)



#### **BLAKES WINS AP PLAYER OF THE WEEK (FEB. 4)**

Freshman Mikayla Blakes was named the Associated Press Player of the Week on Feb. 4. She becomes the first Commodore in program history to be named AP Player of the Week, with the award starting in 2023-24. It is the second-straight week that Blakes was recognized by the AP, as she was runner-up for the award on Jan. 28.

#### **RECORD-SETTING SEC FRESHMAN OF THE WEEK AWARD (FEB. 3)**

Mikayla Blakes was named the SEC Freshman of the Week for the fifth time this season, tying her with Khamil Pierre (2023-24) for the most freshmen SEC weekly honors in program history. Blakes broke the SEC women's basketball single-game scoring record with 53 points at Florida on Jan. 30. For the week, Blakes averaged 34.5 points, 2.5 rebounds, and 2.0 steals per game.

#### **NATIONAL PLAYER OF THE YEAR WATCH LIST FOR BLAKES AND PIERRE (FEB. 3)**

Mikayla Blakes and Khamil Pierre, the nation's highest-scoring duo, were selected to the USBWA Ann Meyers Drysdale National Player of the Year Award midseason top 50 watch list.

Pierre has taken one of the biggest leaps forward in the country this season from last season, as she has improved her scoring average by 12.1 points from her freshman campaign. Pierre is putting up 21.0 points and 10.3 rebounds per game this season, making her the only player in the country to average over 20.0 points and 10.0 rebounds.

Blakes is making a strong case for national freshman of the year consideration. The 5-8 guard leads all NCAA Division I freshmen in scoring (22.1 ppg), points scored (509), and field goals made (172).

#### **NCAA TEAM OF THE WEEK (JAN. 28)**

Vanderbilt was selected as the NCAA Team of the Week after breaking into the Associated Press Women's College Basketball Top 25 Poll for the first time in over a decade. Vandy went 2-0 last week in a pair of SEC games that put them back over .500 in league play at 4-3. The Does collected a 101-60 win over Arkansas last Thursday to set the school record for most 100-point games in a season with six. The Does then went on the road to knock off No. 19-ranked Alabama on the road, 66-64, to post their first road win over a ranked team since the 2015-16 season.

## HONORS &amp; AWARDS

**BLAKES UP FOR NATION'S BEST SHOOTING GUARD (FEB. 2)**

The Naismith Basketball Hall of Fame and Women's Basketball Coaches Association (WBCA) announced on Feb. 4 that freshman Mikayla Blakes has been named to the 2025 Ann Meyers Drysdale Shooting Guard of the Year Award top 10 watch list.

Blakes is the first Commodore to be considered for the Ann Meyers Drysdale Award, which goes to the nation's top shooting guard since 2018 as part of the Naismith Starting Five awards. The Somerset, New Jersey, native all NCAA Division I freshmen in scoring (22.1 ppg), points scored (509), and field goals made (172). Blakes recently set the SEC women's basketball and NCAA true freshman scoring records with a 53-point performance at Florida on Jan. 30.

**MIKAYLA WINS NATIONAL FRESHMAN OF THE WEEK...AGAIN!?!? (JAN. 28)**

Vanderbilt's first-year standout guard Mikayla Blakes was named the USBWA Tamika Catchings National Freshman of the Week for the second-straight time. She is the first player to win the award twice this season.

Blakes averaged 28.5 points, 3.5 rebounds, 2.0 assists, and 2.0 steals to help Vanderbilt collect wins over Arkansas (101-61) and No. 19 Alabama (66-64). The guard registered back-to-back games with 20 or more points, extending her scoring streak to seven games. The guard also was named National Freshman of the Week by the USBWA on Jan. 21, where she shared the honor with Nebraska's Britt Prince.

**BLAKES WINS FOURTH SEC FRESHMAN OF THE WEEK AWARD (JAN. 28)**

Mikayla Blakes was named SEC Co-Freshman of the Week for the fourth time this season on Jan. 28, sharing the honors with South Carolina's Joyce Edwards. It is a league-high fourth SEC Freshman of the Week selection for Blakes. It is her first SEC weekly award since Dec. 10, when she shared SEC Freshman of the Week with Auburn's Syriah Daniels. Blakes' four SEC frosh award selections are second-most in school history, as Khamil Pierre captured the weekly honor program-best five times last season.

**BLAKES SELECTED AS NATIONAL FRESHMAN OF THE WEEK (JAN. 21)**

First-year Vanderbilt guard Mikayla Blakes won a pair of weekly national awards after her 23-point performance vs. No. 15-ranked Tennessee, which included a game-winning tip-in. Blakes was named the USBWA Tamika Catchings National Freshman of the Week, sharing the honor with Nebraska's Britt Prince.

**BLAKES PICKED AS NCAA.COM PLAYER OF THE WEEK (JAN. 21)**

NCAA's Autumn Johnson named Blakes the NCAA Player of the Week after her 23-point effort against the Lady Volunteers, which included a game-winning tip-in basket with 0.7 seconds left in the game.

**BLAKES NAMED TSWA PLAYER OF THE WEEK (JAN. 7)**

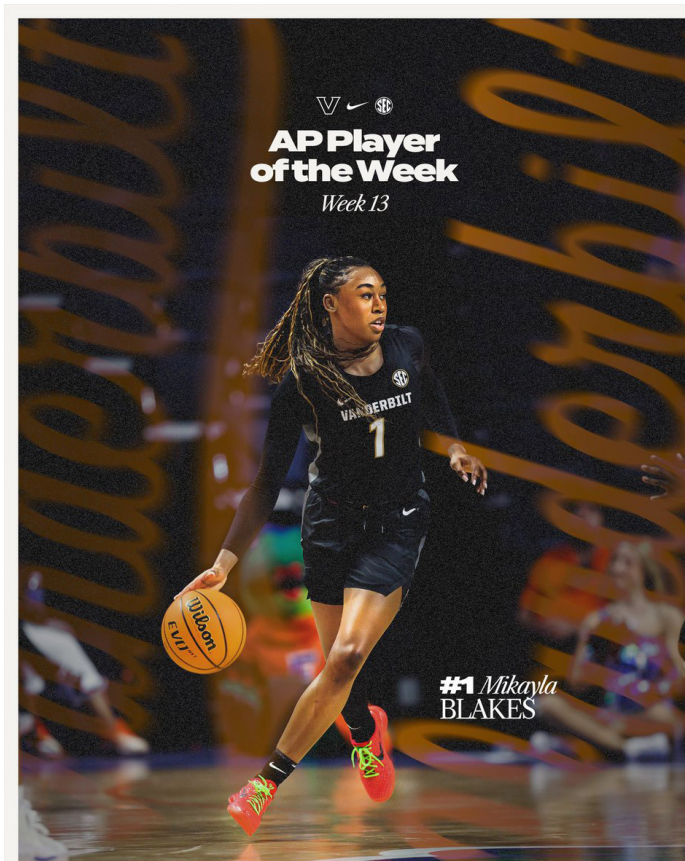
Freshman Mikayla Blakes averaged 30.0 points, 4.0 rebounds, 2.5 assists, and 2.0 steals to help Vanderbilt go 1-1 in its first week of SEC play to earn Tennessee Sports Writers Association Player of the Week honors. It is Blakes' first TSWA Player of the Week selection and Vanderbilt's third this season, as Khamil Pierre has been a two-time honoree.

The highlight of Blakes' week came in her first-ever SEC contest, as she scored a Vanderbilt freshman-record 36 points in a 108-82 win over Georgia on Jan. 2. She followed that up with a 24-point effort against No. 16-ranked Kentucky.

**KHAMIL EARNS HER SECOND SEC PLAYER OF THE WEEK HONOR - DEC. 17**

Sophomore Khamil Pierre was named SEC Player of the Week for the second time this season on Dec. 17. The 6-2 forward averaged an SEC-best 42.0 points, 18.0 points, and 8.0 steals this week, as Pierre set the Vanderbilt women's basketball single-game scoring record with a 42-point performance against Evansville in a 106-40 win on Dec. 14.

It is Pierre's second SEC Player of the Week selection of her career, as she previously earned the distinction on Nov. 26 of this season. She is the first player since Cijaja Harbison in 2022-23 to be named SEC Player of the Week multiple times in a season. Pierre also becomes the fifth Commodore to earn multiple SEC Player of the Week honors. Overall, it is Pierre's seventh SEC weekly honor, as she was named SEC Freshman of the Week a program-record five times during the 2023-24 campaign.





## HONORS & AWARDS



### **PIERRE HAULING IN THE NATIONAL AWARDS - DEC. 17**

The U.S. Basketball Writers Association (USBWA) named Vanderbilt women's basketball sophomore Khamil Pierre as one of five USBWA Ann Meyers Drysdale National Players of the Week on Dec. 17

It is the first USBWA Ann Meyers Drysdale National Players of the Week selection for Pierre. Additionally, she was also selected as this week's runner-up for the Associate Press National Player of the Week and was named the Tennessee Sports Writers Association (TSWA) Women's Basketball Player of the Week.

### **BLAKES WINS THIRD SEC FRESHMAN OF THE WEEK - DEC. 10**

The SEC announced on Dec. 10 that Vanderbilt women's basketball guard Mikayla Blakes has been named the SEC Freshman of the Week for the third time this season. The guard scored 26 points at Miami on Dec. 4 to help the Dores register an 88-70 win in their only game last week. Her 26 points against the Hurricanes were the most points scored by an SEC freshman that week. Additionally, her 26-point outing against the Canes marked the third-most points scored by a Vanderbilt freshman in a true road contest in program history and ranks as the 12th-most scored in a contest by a Commodore frosh.

### **PIERRE NAMED SEC PLAYER OF THE WEEK - NOV. 26**

Sophomore Khamil Pierre was named SEC Player of the Week for the first time in her career on Nov. 26. She averaged 18.0 points, 12.0 rebounds, and 3.5 steals in a pair of home wins over Hampton (Nov. 20) and Samford (Nov. 22). The two double-doubles pushed her season total to an NCAA-best five. Her 17 made field goals were the second-most during the week, as she shot 56.7 percent from the field. Pierre's 12.0 rebounds per game average was second-highest in the SEC last week. She scored double-digit points in both contests this week to extend her career-best double-digit scoring average to nine games dating back to last season. The sophomore is one of four NCAA Division I players who have posted a double-double in all but one game their team has played this season, while she is one of seven players in the nation averaging at least 19.0 points and 11.0 rebounds.

### **BLAKES PICKS UP HER SECOND SEC FRESHMAN OF THE WEEK - NOV. 26**

Mikayla Blakes was named SEC Freshman of the Week for the second-straight week on Nov. 26. Blakes averaged 18.0 points and led all SEC freshmen at 6.5 assists per game last week. The guard contributed 33.0 points per game between points and assists in a pair of Vandy wins. Her career-high eight assists against Hampton on Nov. 20 were the most by an SEC player this week and the second-most by an SEC freshman this season. The guard was extremely efficient from the field, shooting 53.8 percent (14-of-26). She leads all SEC freshmen in scoring at 20.0 points per game. Blakes is the first Vanderbilt freshman since 2009-10 to score 14 or more points and have two or more steals in each of their first six games.

### **BLAKES EARNS HER FIRST SEC FRESHMAN OF THE WEEK - NOV. 19**

Mikayla Blakes earned the first SEC weekly honor of her career, as she was named the SEC Freshman of the Week on Nov. 19. The Somerset, New Jersey, native led all SEC freshmen in scoring during the week, putting up 22.5 points per game in a pair of Commodore wins. She is the first Commodore to be named SEC Freshman of the Week since Khamil Pierre, who captured the award a school-record five times during the 2023-24 campaign. Blakes becomes the fifth player to win the conference's weekly freshman honor under head coach Shea Ralph, joining Pierre, Ryanne Allen, Ilyana Moore, and Sacha Washington.

### **WATCH OUT FOR WASHINGTON - OCT. 30**

Senior Sacha Washington was among 20 players named to the 2025 Cheryl Miller Award preseason watchlist, which goes to the nation's top small forward. Washington is the first Commodore to be considered for the Miller Award. The Lawrenceville, Georgia, native had a career year in 2023-24, as she averaged a personal-best 12.1 points and 7.9 rebounds per game. She shot 52.6 percent from the floor, had a team-best 44 blocks, and started in all 33 contests. The 6-2 forward scored double-digits in 18 games, which included a career-high 33 points against Louisiana Tech. She pulled down 10 or more rebounds in 10 contests and had nine double-doubles last season.





# MEMORIAL GYMNASIUM



Memorial Gymnasium, the Southeastern Conference's most historic venue for college basketball, serves as the home court for the Vanderbilt Commodores. Dedicated in 1952 as a memorial to all Vanderbilt men and women who served in World War II, the arena was built as a combination gymnasium and concert hall by the late master architect Edwin Keeble.

Decades later, the unique style of Memorial Gym—with its benches on the baselines, a playing court that sits above portions of the crowd and deafening acoustics—continues to make the Commodores' home a dreaded stop for opponents. "Memorial Magic," with its capacity crowds, overflowing student section and lively pep band, have assisted in numerous Commodore victories. In the stands, fans across Middle Tennessee have helped Memorial Gymnasium rank among the NCAA's Top 30 attendance leaders on numerous occasions.

Connected to the facility sits a practice gym that includes three cross-court playing floors, coaches offices, a donor room, private suites and a Hall of Champions.

In all, Memorial Gym has been expanded three times. Constructed with a seating capacity of 6,583, the University saw its first need to increase seating in 1965 with the addition of two north-side balconies. Two years later, a pair of balancing balconies were erected on the south side of the gym and dubbed "The Balconies That Clyde Lee Built."

Capacity has fluctuated throughout the history of the building. It reached its highest number of 15,646 in 1969 when 4,000 seats were added in the east and west ends. When chairback seats in the end zones and suites on the north side were installed in the late 1990s capacity lowered to 14,168. Shortly thereafter, university officials removed portions of media press row on the south side in an effort to expand the student section by nearly 150 seats. Official capacity is now 14,326.

## YEAR-BY-YEAR HOME RECORD

Year	W-L
2024-25	12-4
2023-24	12-5
2022-23	9-7
2021-22	12-5
2020-21*	3-2
2019-20	10-6
2018-19	5-9
2017-18	4-11
2016-17	10-5
2015-16	10-6
2014-15	9-6
2013-14	12-5
2012-13	12-2
2011-12	18-2
2010-11	12-3
2009-10	12-4
2008-09	15-1
2007-08	13-3
2006-07	15-1
2005-06	13-3
2004-05	11-3
2003-04	11-3
2002-03	11-2
2001-02	18-1
2000-01	16-2
1999-00	11-3
1998-99	9-5
1997-98	12-2
1996-97	13-1
1995-96	13-2
1994-95	16-1
1993-94	14-2
1992-93	15-1
1991-92	13-2
1990-91	11-3
1989-90	15-2
1988-89	10-1
1987-88	12-2
1986-87	15-2
1985-86	11-3
1984-85	6-4
1983-84	9-3
1982-83	5-6
1981-82	10-4
1980-81	6-5
1979-80	6-5
1978-79	7-5
1977-78	10-2
Total.....	533-165 (.765)

Vanderbilt has ranked among the top attendance draws in women's basketball over the years. Here is a year-by-year look at VU's home attendance figures, including where the team has ranked nationally in total attendance since the 1999-00 season:

Year	Games	Total	Average	National Rank (Total)
2024-25	16	66,855	4,178	28th
2023-24	17	47,479	2,793	53rd
2022-23	16	38,640	2,415	57th
2021-22	18	31,211	1,734	51st
2020-21*	5	209	42	—
2019-20	16	37,391	2,369	54th
2018-19	14	33,129	2,366	64th
2017-18	15	42,705	2,847	45th
2016-17	15	42,685	2,846	40th
2015-16	16	46,496	2,906	37th
2014-15	15	53,280	3,552	30th
2013-14	17	66,338	3,902	25th
2012-13	14	56,309	4,022	24th
2011-12	20	82,261	4,113	23rd
2010-11	15	68,828	4,589	20th
2009-10	16	69,521	4,345	21st
2008-09	16	76,150	4,759	18th
2007-08	17	91,279	5,369	17th
2006-07	16	72,215	4,513	23rd
2005-06	16	65,693	4,106	23rd
2004-05	14	51,682	3,692	31st
2003-04	14	44,352	3,168	33rd
2002-03	13	57,709	4,439	21st
2001-02	19	90,800	4,779	16th
2000-01	18	50,650	2,814	36th
1999-00	14	44,982	3,213	30th
1998-99	14	65,046	4,646	--
1997-98	14	91,056	6,504	--
1996-97	14	67,967	4,854	--
1995-96	15	88,151	5,877	--
1994-95	17	69,788	4,105	--
1993-94	14	73,686	5,253	--
1992-93	14	67,871	4,848	--
1991-92	15	36,266	2,418	--
1990-91	14	20,205	1,443	--
1989-90	17	25,887	1,522	--
1988-89	11	14,265	1,297	--
1987-88	13	7,324	563	--
1986-87	17	12,248	721	--
1985-86	14	5,750	411	--
1984-85	10	4,450	445	--
1983-84	12	8,664	722	--
1982-83	11	6,950	632	--
1981-82	14	6,310	451	--
1980-81	10	2,525	253	--

\*Vanderbilt discontinued its 2020-21 season due to the COVID-19 pandemic

## Memorial Gym Women's Basketball Crowds Over 10,000

Rank	Attendance	Opponent	Date
1.	15,317	Tennessee	1/30/1993
2.	15,311	Tennessee	2/7/1999
3.	15,187	Tennessee	2/25/1996
4.	14,848	Tennessee	2/16/1998
5.	14,316	Tennessee	2/17/2008
6.	14,168	Tennessee	2/16/2002
7.	13,227	Tennessee	12/31/1994
8.	13,127	Tennessee	1/19/2006
9.	12,645	Tennessee	1/31/1994
10.	12,417	Tennessee	1/19/1997
11.	12,131	Ohio State	1/6/1993
12.	12,034	Tennessee	2/9/2012
13.	12,009	Tennessee	1/25/2007
14.	11,401	Tennessee	2/2/2003
15.	11,386	Tennessee	2/14/2011
16.	10,561	Tennessee	2/15/2004
17.	10,154	Tennessee	1/24/2013
18.	10,149	Tennessee	2/24/2000





## MIKAYLA BLAKES SEC FRESHMAN OF THE YEAR



### SEC'S BEST FRESHMAN

Vanderbilt women's basketball standout guard Mikayla Blakes was named the 2024-25 SEC Freshman of the Year, voted on by the league's coaches on Tuesday, the conference office announced.

Blakes is the program's first SEC Freshman of the Year since Donna Harris in 1989-90. The Somerset, New Jersey, native becomes the third Vanderbilt women's basketball player named SEC Freshman of the Year, joining Harris and Wendy Scholtens (1987-88). The league's coaches started awarding the SEC Freshman of the Year in the 1983-84 season.

Additionally, the coaches voted Blakes to the All-SEC first team and All-SEC freshman team on Tuesday. She becomes the first freshman to earn first-team All-SEC honors since South Carolina's Aliyah Boston in 2020.

The freshman has taken the nation by storm this season. Her 23.3 points per game average is the sixth-best scoring average in NCAA Division I this season, while it leads all freshmen nationally. Blakes ranks in the top 20 nationally in six categories and is the only freshman placed inside the top 35 nationally in scoring (6th; 23.3), free throws made (8th; 167), steals (21st; 75) and 3-pointers made (32nd; 72).

Her 26.9 points per game average in SEC play led the league, as she scored 30 or more points in five SEC contests. Overall, the freshman has registered 20-plus points in 18 games this season and has collected five-plus assists in eight contests.

Blakes rewrote the NCAA, SEC and Vanderbilt record books multiple times this season. Her 55-point performance at Auburn on Feb. 16 set the NCAA freshman and SEC single-game scoring records. She previously broke the SEC single-game and NCAA true freshman scoring records on Jan. 30 with a 53-point effort at Florida. Blakes set the Vanderbilt single-game scoring record on three occasions this season.

The guard also holds the Vanderbilt freshman record for most points scored in a season with 699 points through 30 regular season games. Blakes' 699 points scored are the fourth-most by a Commodore in a single season in program

history. Her 699 points are the most scored by a Vanderbilt women's basketball player since 2001-02, when Chantelle Anderson registered 765 points.

Blakes set the program record for most SEC Freshman of the Week selections with seven this season. She was also named the USBWA Tamika Catchings National Freshman of the Week a nation-leading four times. The guard was also named the AP Player of the Week on two separate occasions, becoming the first Commodore to win the honor.



Earlier this week, Blakes was named a second-team All-American by The Athletic. She was also selected as the SEC Newcomer of the Year and named to the All-SEC first team by USA Today.

Vanderbilt heads to Greenville, South Carolina, for the 2025 SEC Women's Basketball Tournament as the No. 8 seed. The Commodores earned a bye into the second round and will play on Thursday at 10 a.m. CT against the winner of Wednesday's first round game against No. 9-seed Tennessee and No. 16-seed Texas A&M.





## RECORDS AT A GLANCE

### Points

Game	1. 55 • Mikayla Blakes at Auburn, 2.16.25
	2. 53 • Mikayla Blakes at Florida, 1.30.25
	3. 42 • Khamil Pierre vs. Evansville, 12.14.24
	9. 37 • Jackie Cowan vs. Cheyney State, 2.9.86
	37 • Iyana Moore at Kentucky, 1.11.24
Season	2024-25 55 • Mikayla Blakes at Auburn, 2.16.25
	1. 855 • Wendy Scholtens, 1989-90
	3. 722 • Chantelle Anderson, 2000-01
	4. 699 • Mikayla Blakes, 2024-25
	2024-25 699 • Mikayla Blakes
Career	1. 2,604 • Chantelle Anderson, 2000-03
	10. 1,618 • Jasmine Lister, 2011-14
	Active 1,265 • Iyana Moore, 2022-present

### Field Goals Made

Game	1. 19 • Khamil Pierre vs. Evansville, 12.14.24
	Chantelle Anderson at Portland State, 12.23.00
	8. 15 • 9 Times, Last: Mikayla Blakes at Auburn, 02.16.25
	2024-25 19 • Khamil Pierre vs. Evansville, 12.14.24
Season	1. 309 • Wendy Scholtens, 1989-90
	7. 253 • Wendy Scholtens, 1990-91
	8. 252 • Khamil Pierre, 2024-25
	2024-25 252 • Khamil Pierre
Career	1. 1,020 • Chantelle Anderson, 2000-03
	10. 625 • Sheri Sam, 1992-96
	Active 419 • Iyana Moore, 2022-present

### Field Goals Attempted

Game	1. 31 • Eva Lemeh at Georgia, 2.16.81
	5. 28 • Three times: Last: Mikayla Blakes at Auburn, 2.16.25
	9. 25 • Four times: Last: Khamil Pierre at Texas, 2.6.25
	2024-25 28 • Twice: Last: Mikayla Blakes at Auburn, 2.16.25
Season	1. 571 • Barbara Brackman, 1981-82
	8. 504 • Jackie Cowan, 1985-86
	9. 497 • Khamil Pierre, 2024-25
	10. 496 • Mikayla Blakes, 2024-25
	2024-25 497 • Khamil Pierre
Career	1. 1,655 • Wendy Scholtens, 1988-91
	10. 1,301 • Carla Thomas, 2004-2007
	Active 1,117 • Iyana Moore, 2022-present

### Field Goal Percentage

Game	1. 1.000 • 4 Times, Last: Hannah Tuomi, 10-10 vs. UF, 2.24.10
(Min. 10 FGM)	9. .917 • 3 Times, Last: Ashley Earley, 11-12 at Tenn., 2.13.05
	2024-25 .706 (12-17) • Khamil Pierre vs. Lipscomb, 11.4.24
Season	1. .723 (292-404) • Chantelle Anderson, 2000-01
(Min. 150 FGM)	10. .602 (103-171) • Nicole Jules, 2005-06
	2024-25 .507 (252-497) • Khamil Pierre
Career	1. .651 (1,020-1,568) • Chantelle Anderson, 2000-03
(Min. 400 FGM)	10. .543 (706-1,301) • Carla Thomas, 2004-07
	Active .487 (403-824) • Sacha Washington, 2022-present

### 3-Pointers Made

Game	1. 9 • Iyana Moore, vs. Alabama State, 12.28.21
	5. 7 • 12 Times, Last: Mikayla Blakes at Oklahoma, 02.22.25
	2024-25 7 • Mikayla Blakes at Oklahoma, 02.22.25
Season	1. 95 • Caroline Williams, 2005-06
	10. 80 • Christina Wirth, 2008-09
	2024-25 72 • Mikayla Blakes
Career	1. 276 • Christina Foggie, 2011-14
	7. 203 • Julie Powell, 1991-94
	8. 193 • Iyana Moore, 2022-present

### 3-Pointers Attempted

Game	1. 17 • Christina Foggie vs. Virginia, 11.23.12
	17 • Christina Foggie vs. Maryland, 3.28.09
	10. 13 • 13 Times, Last: Iyana Moore vs. Kentucky, 01.05.25
	2024-25 13 • Iyana Moore vs. Kentucky, 01.05.25
	1. 225 • Merideth Marsh, 2009-10
	10. 241 • Aljeanette Bramlett, 1981-82
	2024-25 206 • Mikayla Blakes
Career	1. 735 • Christina Foggie, 2011-14
	5. 573 • Christina Wirth, 2006-09
	6. 550 • Iyana Moore, 2022-present

### 3-Point Percentage

Game	1. 1.000 • Seven Times, Last: Erin Whalen (5-5) at Ala. 1.21.18
(Min. 5 3PM)	2024-25 .625 (5-8) • Three Times, Last: Iyana Moore at LSU, 1.13.25
Season	1. .505 (48-95) • Caroline Williams, 2004-05
(Min. 40 3PA)	10. .446 (37-83) • Christa Reed, 2016-17
	2024-25 .350 (72-206) • Mikayla Blakes
Career	1. .465 (238-512) • Caroline Williams, 2004-07
(Min. 100 3PM)	10. .394 (145-368) • Donna Harris, 1990-94
	Active .351 (193-550) • Iyana Moore, 2022-present

### Free Throws Made

Game	1. 23 • Mikayla Blakes at Auburn, 2.16.25
	2. 18 • Ashley McElhiney vs. LSU, 2.15.01
	18 • Wendy Scholtens at Tenn. Tech, 1.11.89
	5. 16 • Four Times, Last: Mikayla Blakes, at Florida 01.30.25
	2024-25 23 • Mikayla Blakes at Auburn, 02.16.25
Season	1. 236 • Wendy Scholtens, 1989-90
	3. 170 • Chantelle Anderson, 2001-02
	4. 167 • Mikayla Blakes, 2024-25
	2024-25 167 • Mikayla Blakes
Career	1. 681 • Wendy Scholtens, 1988-91
	10. 298 • Ashley McElhiney, 2000-03
	Active 234 • Iyana Moore, 2022-present

### Free Throws Attempted

Game	1. 24 • Mikayla Blakes at Auburn, 2.16.25
	2. 19 • Ashley McElhiney vs. LSU, 2.15.01
	3. 18 • 3 Times, Last: Mikayla Blakes, at Florida, 01.30.25
	2024-25 24 • Mikayla Blakes, at Auburn, 01.16.25
Season	1. 264 • Wendy Scholtens, 1989-90
	10. 190 • Christina Foggie, 2013-14
	2024-25 189 • Mikayla Blakes
Career	1. 785 • Wendy Scholtens, 1988-91
	10. 413 • Dee Davis, 2004-07
	Active 316 • Sacha Washington, 2022-present

### Free Throw Percentage

Game	1. 1.000 • 19 Times, Last: Iyana Moore (10-10) vs Ga., 3.3.24
(Min. 10 FTM)	2024-25 .958 (23-24) • Mikayla Blakes vs. Georgia, 01.02.25
Season	1. .938 (61-65) • Christa Reed, 2017-18
(Min. 50 FTA)	5. .884 (167-189) • Mikayla Blakes, 2024-25
	2024-25 .884 (167-189) • Mikayla Blakes
Career	1. .868 (681-785) • Wendy Scholtens, 1988-91
(Min. 160 FTM)	5. .819 (230-281) • Iyana Moore, 2022-present
	10. .789 (195-247) • Julie Powell, 1991-94
	Active .821 (234-285) • Iyana Moore, 2022-present

### Rebounds

Game	1. 22 • Wendy Scholtens vs. Lipscomb, 1.9.90
	22 • Wendy Scholtens vs. Wright State, 12.9.89
	22 • Barbara Brackman vs. Union, 1.4.83
	10. 19 • 6 Times, Last: Jennifer Holmes vs. Florida, 2.25.99
	2024-25 18 • Khamil Pierre vs. Evansville, 12.14.24
Season	1. 389 • Wendy Scholtens, 1989-90
	10. 283 • Barbara Brackman, 1981-82
	2024-25 277 • Khamil Pierre
Career	1. 1,272 • Wendy Scholtens, 1988-91
	10. 822 • Chantelle Anderson, 2000-03
	Active 720 • Sacha Washington, 2022-present

### Assists

Game	1. 17 • Ashley McElhiney at Louisville, 1.2.03
	7. 13 • 5 Times, Last: Jasmine Lister vs. Tenn., 2.9.12
	2024-25 11 • Jordyn Oliver vs. Georgia, 01.02.25
Season	1. 262 • Cathy Bender, 1981-82
	10. 168 • Jasmine Lister, 2012-13
	2024-25 107 • Jordyn Oliver
Career	1. 730 • Dee Davis, 2004-07
	10. 438 • Jordyn Cambridge, 2018-24
	Active 255 • Iyana Moore, 2022-present

### Steals

Game	1. 11 • Eva Lemeh vs. Murray State, 12.14.80
	3. 9 • 4 Times, Last: Khamil Pierre vs. Texas A&M, 02.27.25
	2024-25 9 • Khamil Pierre vs. Texas A&M, 02.27.25
Season	1. 129 • Jordyn Cambridge, 2021-22
	10. 87 • Three Times, Last: Khamil Pierre, 2024-25
	2024-25 87 • Khamil Pierre
Career	1. 351 • Jordyn Cambridge, 2018-24
	10. 221 • Jennifer Risper, 2006-09
	Active 131 • Iyana Moore, 2022-present

### Blocked Shots

Game	1. 10 • Angela Gorsica vs. Wingate, 12.28.95
	10 • Heidi Gillingham vs. Middle Tennessee, 1.30.92
	4. 8 • 15 Times, Last: Angela Gorsica vs. DePaul, 2.19.97
	2024-25 4 • Aiyana Mitchell, at Auburn, 2.26.25
Season	1. 309 • Wendy Scholtens, 1989-90
	10. 241 • Aljeanette Bramlett, 1981-82
	2024-25 19 • Aiyana Mitchell
Career	1. 413 • Heidi Gillingham, 1991-94
	10. 112 • Harriet Brumfield, 1982-85
	Active 108 • Sacha Washington, 2022-present

### Points Per Game

Season	1. 25.2 (855 pts) • Wendy Scholtens, 1989-90
	10. 19.7 (671 pts) • Harriet Brumfield, 1981-82
	2024-25 23.3 (699 pts) • Mikayla Blakes
Career	1. 21.3 (122 GP) • Wendy Scholtens, 1988-91
(Min. 100 GP)	10. 12.8 (119 GP) • Karen Booker, 1984-87
	Active 13.0 (98 GP) • Iyana Moore, 2022-present

### Games Played

Career	1. 137 • Jessica Mooney, 2007-10
	137 • Chantelle Anderson, 2000-03
	10. 132 • Six times, Last: Tiffany Clarke, 2010-13
	Active 99 • Sacha Washington, 2022-present

### Minutes Played

Game	1. 50 • Karen McGinn vs. Auburn, 12.13.78
	50 • Ann Morrow vs. Auburn, 12.13.78
	9. 46 • Chavonne Hammond vs. Kansas, 3.18.00
	46 • Ashley Smith vs. George Washington, 12.22.98
	2024-25 44 • M. Blakes/K. Pierre vs. Mississippi State, 02.13.25
Season	1. 1,298 • Ashley McElhiney, 2001-02
	10. 1,179 • Zuzi Klimesova, 2000-01
	2024-25 910 • Mikayla Blakes
Career	1. 4,626 • Jasmine Lister, 2011-14
	10. 3,779 • Christina Werth, 2006-09
	Active 3,068 • Iyana Moore, 2022-present







## THE LAST TIME WHEN...

### SCORING

Less than 40 pts	31 • East Tennessee St. • Johnson City, Tenn. • 12.01.22
40-49 pts	49 • Texas A&M • College Station, Texas • 02.15.24
Less than 50 pts & Won	49 • Texas A&M • College Station, Texas • 02.15.24
90-99 pts	91 • Texas A&M • Nashville, Tenn. • 02.27.25
100+ pts (regulation)	100 • Missouri • Columbia, Mo. • 03.02.25
100+ pts	100 • Missouri • Columbia, Mo. • 03.02.25

### OPPONENT SCORING

Less than 40 pts	37 • Austin Peay • Nashville, Tenn. • 11.08.24
40-49 pts	40 • Evansville • Nashville, Tenn. • 12.14.24
Less than 50 pts & Won	44 • East Tennessee St. • Johnson City, Tenn. • 12.01.22
90-99 pts	96 • Kentucky • Nashville, Tenn. • 01.05.25
100+ pts (regulation)	101 • Oklahoma • Norman, Okla. • 02.20.25
100+ pts	101 • Oklahoma • Norman, Okla. • 02.20.25

### FIELD GOAL PERCENTAGE

20.0%-29.9%	27.9% (19-68) • Florida • Gainesville, Fla. • 1.22.23
30.0%-39.9%	30.4% (17-56) • South Carolina • Nashville, Tenn. • 02.23.25
30.0%-39.9% & Won	35.3% (24-68) • Oklahoma • Norman, Okla. • 02.20.25
50.0%-59.9%	55.6% (40-72) • Missouri • Columbia, Mo. • 03.02.25
60.0% or higher	69.2% (36-52) • Air Force • Nashville, Tenn. • 11.30.15

### OPPONENT FIELD GOAL PERCENTAGE

20.0%-29.9%	27.8% (15-54) • Evansville • Nashville, Tenn. • 12.14.24
20.0%-29.9% & won	27.4% (17-62) • East Tenn. St. • Johnson City, Tenn. • 12.1.22
30.0%-39.9%	38.9% (35-90) • Mississippi State • Nashville, Tenn. • 02.13.25
30.0%-39.9% & won	38.9% (35-90) • Mississippi State • Nashville, Tenn. • 02.13.25
50.0%-59.9%	52.2% (36-69) • Oklahoma • Norman, Okla. • 02.20.25
50.0%-59.9% & lost	51.6% (33-64) • Auburn • Auburn, Ala. • 02.16.25
60.0% or higher	66.7% (28-42) • Georgia • Nashville, Tenn. • 2.5.23

### FREE THROW PERCENTAGE

Less than 50.0%	37.5% (3-8) • South Florida • Tampa, Fla. • 11.14.24
90.0%-99.9%	90.6% (29-32) • Auburn • Auburn, Ala. • 02.16.25
1.000%	5-5 • Missouri • Columbia, Mo. • 03.02.25
1.000% w/ 10 or more makes	15-15 • Appalachian State • Nashville, Tenn. • 12.1.24

### OPPONENT FREE THROW PERCENTAGE

Less than 50.0%	37.5% (3-8) • Tennessee • Greenville, S.C. • 03.06.25
90.0%-99.9%	92.3% (12-13) • Ole Miss • Oxford, Miss. • 01.09.25
1.000%	3-3 • South Florida • Tampa, Fla. • 11.14.24
1.000% w/ 10 or more makes	12-12 • Texas A&M • College Station, Texas • 2.10.22

### BASKETS MADE

40+ field goals made	40 • Missouri • Columbia, Mo. • 03.02.25
10-14 3-point field goals made	15 • Missouri • Columbia, Mo. • 03.02.25
15+ 3-point field goals made	17 • Alabama State • Nashville, Tenn. • 12.28.21
Did not make a 3-pointer	0-9 • Butler • Indianapolis • 12.7.23
Made 20+ free throws	29 (29-32) • Auburn • Auburn, Ala. • 02.16.25
Made less than five free throws	3 (3-8) • South Florida • Tampa, Fla. • 11.14.24
Made 5-10 free throws	5 (5-5) • Missouri • Columbia, Mo. • 03.02.25

### OPPONENT BASKETS MADE

40+ field goals made	42 • South Carolina • Nashville, Tenn. • 1.14.21
10-14 3-point field goals made	12 • Oklahoma • Norman, Okla. • 02.20.25
15+ 3-point field goals made	15 • Kentucky • Nashville, Tenn. • 01.05.25
Did not make a 3-pointer	0-8 • Ole Miss • Nashville, Tenn. • 2.20.22
Made 20+ free throws	22 (22-26) • Texas • Austin, Texas • 02.06.25
Made less than five free throws	3 (3-8) • Tennessee • Greenville, S.C. • 03.06.25
Made 5-10 free throws	8 (8-13) • Missouri • Columbia, Mo. • 03.02.25

### REBOUNDS

10-20 rebounds	20 • Georgia • Nashville, Tenn. • 2.5.23
21-29 rebounds	23 • Ole Miss • Nashville, Tenn. • 02.02.25
40-44 rebounds	42 • Tennessee • Greenville, S.C. • 03.06.25
45-49 rebounds	48 • Appalachian State • Nashville, Tenn. • 12.1.24
50+ rebounds	51 • West Georgia • Nashville, Tenn. • 12.21.24
20+ rebound margin	+27 • Austin Peay • Nashville, Tenn. • 11.08.24
30+ rebound margin	+30 • Samford • Nashville, Tenn. • 11.22.24

### OPPONENT REBOUNDS

20-24 rebounds	24 • Miami • Coral Gables, Fla. • 12.04.24
25-29 rebounds	26 • Samford • Nashville, Tenn. • 11.22.24
40-44 rebounds	41 • Texas A&M • Nashville, Tenn. • 02.27.25
45-49 rebounds	48 • Michigan State • Palm Springs, Calif. • 11.27.24
50+ rebounds	54 • Oklahoma • Norman, Okla. • 02.20.25
60+ rebounds	65 • Mississippi State • Nashville, Tenn. • 02.13.25
20+ rebound margin	+25 • Oklahoma • Norman, Okla. • 02.20.25

### STEALS

0-5 steals	3 • Tennessee • Nashville, Tenn. • 01.19.25
10-15 steals	13 • Oklahoma • Norman, Okla. • 02.20.25
16-19 steals	16 • Missouri • Columbia, Mo. • 03.02.25
20+ steals	21 • Texas A&M • Nashville, Tenn. • 02.27.25

### OPPONENT STEALS

0-5 steals	3 • Missouri • Columbia, Mo. • 03.02.25
10-15 steals	13 • South Carolina • Nashville, Tenn. • 02.23.25
15-19 steals	17 • Florida • Nashville, Tenn. • 1.7.24
20+ steals	22 • UCLA • Boston, Mass. • 11.26.95

### ASSISTS

0-9 assists	8 • Texas • Austin, Texas • 02.06.25
15-19 assists	15 • Tennessee • Greenville, S.C. • 03.06.25
20-25 assists	22 • Missouri • Columbia, Mo. • 03.02.25
25-29 assists	27 • Georgia • Nashville, Tenn. • 01.02.25
30-plus assists	30 • Alabama A&M • Nashville, Tenn. • 12.29.24

### OPPONENT ASSISTS

0-9 assists	8 • Arkansas • Nashville, Tenn. • 01.23.25
15-19 assists	16 • Tennessee • Greenville, S.C. • 03.06.25
20-25 assists	25 • Oklahoma • Norman, Okla. • 02.20.25
26-30 assists	26 • Ole Miss • Oxford, Miss. • 01.09.25

### TURNOVERS

5-10 turnovers	7 • Missouri • Columbia, Mo. • 03.02.25
20-24 turnovers	21 • Michigan State • Palm Springs, Calif. • 11.27.24
25-29 turnovers	25 • Ole Miss • Oxford, Miss. • 01.09.25
30-40 turnovers	37 • UCLA • Boston, Mass. • 11.26.95

### OPPONENT TURNOVERS

5-10 turnovers	10 • Tennessee • Nashville, Tenn. • 01.19.25
20-24 turnovers	24 • Missouri • Columbia, Mo. • 03.02.25
25-29 turnovers	26 • Arkansas • Nashville, Tenn. • 01.23.25
30-40 turnovers	30 • Texas A&M • Nashville, Tenn. • 02.27.25

### BLOCKED SHOTS

0 Blocks	0 • South Carolina • Nashville, Tenn. • 02.23.25
5-9 blocked shots	5 • Auburn • Auburn, Ala. • 02.19.25

### OPPONENT BLOCKED SHOTS

0 Blocks	0 • Butler • Nashville, Tenn. • 11.17.24
5-9 blocked shots	5 • South Carolina • Nashville, Tenn. • 02.23.25
10+ blocked shots	14 • South Carolina • Nashville, Tenn. • 1.19.23

### MARGIN OF VICTORY

1 point	vs. Tennessee (71-7) • Nashville, Tenn. • 01.19.25
2 points	at Arkansas (66-64) • Tuscaloosa, Ala. • 01.26.25
10-19 points	10 • Florida (98-88 OT) • Auburn, Ala. • 02.19.25
20-30 points	26 • Georgia (108-82) • Georgia • Nashville, Tenn. • 01.02.25
Back-to-back 20+ points	49 • Hampton (94-45) • Nashville, Tenn. • 11.20.24
	45 • Samford (104-59) • Nashville, Tenn. • 11.22.24
30-39 points	33 • Texas A&M (91-58) • Nashville, Tenn. • 02.27.25
Back-to-back 30+ points	33 • Texas A&M (91-58) • Nashville, Tenn. • 02.27.25
	41 • Missouri (100-59) • Columbia, Mo. • 03.02.25
40-49 points	41 • Missouri (100-59) • Columbia, Mo. • 03.02.25
Back-to-back 40+ points	49 • Hampton (94-45) • Nashville, Tenn. • 11.20.24
	45 • Samford (104-59) • Nashville, Tenn. • 11.22.24
50-59 points	54 • Appalachian State (94-40) • Nashville, Tenn. • 12.01.24
Back-to-back 50+ points	52 • Lipscomb (102-50) • Memorial Gym • 11.04.24
	56 • Austin Peay (93-37) • Nashville, Tenn. • 11.08.24
60-69 points	66 • Evansville (106-40) • Nashville, Tenn. • 12.14.24
70+ points	70 • Hampton (116-46) • Nashville, Tenn. • 11.29.98
Single-overtime win	at Auburn (98-88) • Auburn, Ala. • 02.16.25
Double-overtime win	at Florida (106-98) • Gainesville, Fla. • 2.6.11
Triple-overtime win	NEVER OCCURRED

### OPPONENT MARGIN OF VICTORY

1 point	vs. Florida (53-52) • Greenville, S.C. • 3.3.22
2 points	vs. Missouri (65-63) • Nashville, Tenn. • 1.14.24
10-19 points	15 • Ole Miss (76-61) • Nashville, Tenn. • 02.02.25
20-30 points	28 • South Carolina (82-54) • Nashville, Tenn. • 02.23.25
Back-to-back 20+ points	20 (101-81) • Oklahoma • Norman, Okla. • 02.20.25
	28 • South Carolina (82-54) • Nashville, Tenn. • 02.23.25
30-39 points	37 • Alabama (98-61) • Tuscaloosa, Ala. • 1.26.20
40-49 points	48 • South Carolina (96-48) • Nashville, Tenn. • 1.19.23
50-59 points	55 • South Carolina (85-30) • Columbia, S.C. • 01.24.22
60-69 points	63 • South Carolina (106-43) • Nashville, Tenn. • 01.14.21
70+ points	NEVER OCCURRED
Single-overtime win	Alabama (77-71) • Nashville, Tenn. • 2.6.22
Double-overtime win	Mississippi State (85-77) • Nashville, Tenn. • 02.13.25
Triple-overtime win	NEVER OCCURRED





## LAST TIME...

**A DORE SCORED 20 OR MORE PTS**

Mikayla Blakes 24 Pts vs. Tennessee • 03.06.25  
Ilyana Moore 23 Pts vs. Tennessee • 03.06.25

**TWO DORES SCORED 20 OR MORE PTS**

Mikayla Blakes 24 Pts vs. Tennessee • 03.06.25  
Ilyana Moore 23 Pts vs. Tennessee • 03.06.25

**AN OPPONENT SCORED 20 OR MORE PTS**

MiLaysia Fulwiley, South Carolina • 24 Pts • 02.23.25

**TWO OPPONENTS SCORED 20 OR MORE PTS**

Yuting Deng, Auburn • 27 Pts • 02.16.25  
DeYona Gaston, Auburn • 25 Pts • 02.16.25

**A DORE SCORED 30 OR MORE PTS**

Khamil Pierre • 31 Pts vs. Texas A&M • 02.27.25

**A DORE SCORED 40 OR MORE PTS**

Mikayla Blakes • 55 Pts at Auburn • 02.16.25

**A DORE SCORED 50 OR MORE PTS**

Mikayla Blakes • 55 Pts at Auburn • 02.16.25

**AN OPP. SCORED 30 OR MORE PTS**

Raegan Beers, Oklahoma • 30 Pts • 02.20.25

**A DORE COLLECTED 15 OR MORE REBS**

Khamil Pierre • 15 Reb vs. Tennessee • 03.06.25

**AN OPP. COLLECTED 15 OR MORE REBS**

Madina Okot, Mississippi State • 23 Reb • 02.13.25

**A DORE COLLECTED 10 OR MORE AST**

Jordyn Oliver • 11 Ast vs. Georgia • 01.02.24

**AN OPP. COLLECTED 10 OR MORE AST**

Mar'shaun Bostic, Auburn • 11 Ast • 02.16.25

**A DORE HAD FIVE OR MORE STL**

Khamil Pierre • 9 Stl vs. Texas A&M • 02.27.25

**AN OPP. COLLECTED FIVE OR MORE STL**

Rori Harmon, Texas • 5 Stl • 02.06.25

**A DORE HAD FIVE OR MORE BLK**

Sacha Washington • 6 Blk vs. Dayton • 12.20.23

**AN OPP. COLLECTED FIVE OR MORE BLK**

L'or Mputu, South Florida • 6 Blk • 11.14.24

**A DORE MADE 10-PLUS FG**

Mikayla Blakes • 11 FGM at Missouri • 03.02.25

**A DORE MADE 10-PLUS FG IN BACK-TO-BACK GAMES**

Khamil Pierre (3) • 11 FGM vs. Ole Miss • 02.02.25  
10 FGM at Florida • 02.06.25  
11 FGM vs. Mississippi State • 02.13.25

**AN OPP. MADE 10 OR MORE FG**

MiLaysia Fulwiley, South Carolina • 10 FGM • 02.23.25

**A DORE ATTEMPTED 20 OR MORE FG**

Mikayla Blakes • 20 FTA vs. Tennessee • 03.06.25

**AN OPP. ATTEMPTED 20 OR MORE FG**

Yutling Deng, Auburn • 26 FGA • 02.16.25

**A DORE MADE 10 OR MORE FREE THROWS**

Mikayla Blakes • 23 FTM at Auburn • 02.16.25

**AN OPP. MADE 10 OR MORE FREE THROWS**

Diamond Battles, Georgia • 10 FTM • 2.5.23

**A DORE MADE 5 OR MORE 3-PT FG**

Mikayla Blakes • 6 3PT FGM at Missouri • 03.02.25

**AN OPP. MADE 5 OR MORE 3-PT FG**

Kennedy Todd-Williams, Ole Miss • 5 3PT FGM • 01.09.25

**VANDY HAD 5 OR PLAYERS IN DBL FIGURES**

Five Players • vs. Arkansas • 01.23.25

**AN OPP. HAD 5 OR PLAYERS IN DBL FIGURES**

Ole Miss • Five Players • 01.09.25

**VANDY PLAYER HAD A DOUBLE-DOUBLE**

Khamil Pierre • 16 pts, 15 reb vs. Tennessee • 03.06.25

**A DORE HAD CONSECUTIVE DOUBLE-DOUBLES**

Khamil Pierre (4) • 14 pts, 10 reb at Dayton • 12.19.24  
23 pts, 10 reb vs. West Georgia • 12.21.24  
42 pts, 18 reb vs. Evansville • 12.14.24  
28 pts, 13 reb at Miami • 12.04.24

**AN OPP. HAD A DOUBLE-DOUBLE**

Joyce Edwards, South Carolina • 17 pts, 10 reb • 02.23.25

**VANDY HAD 2 PLAYERS POST A DOUBLE-DOUBLE**

vs. Evansville • 12.14.24  
Khamil Pierre • 42 pts, 18 reb  
Leilani Kapinus • 11 reb, 10 pts

**AN OPP. HAD 2 PLAYERS POST A DOUBLE-DOUBLE**

Ivy Wolf, Dayton • 23 pts, 10 reb • 12.19.24  
Arianna Smith, Dayton • 16 pts, 12 reb • 12.19.24

**VANDY HAD 3 PLAYERS POST A DBL-DBL**

vs. Western Kentucky • 11.15.23  
Sacha Washington • 18 pts, 10 reb  
Jordyn Oliver • 15 pts, 10 reb  
Jordyn Cambridge • 11 pts, 13 reb

**VANDY PLAYER HAD A TRIPLE-DOUBLE**

Jordyn Cambridge • vs. Texas A&M • 3.2.23  
15 reb, 13 pts, 10 ast

**ALL VANDY PLAYERS THAT PLAYED SCORED**

9 players vs. Arizona • 11.26.24

## RECORD WHEN...

**2024-25 OVERALL****22-9**

AT HOME	13-4
ON THE ROAD	7-4
NEUTRAL GAMES	2-1
IN OVERTIME	0-0
IN DOUBLE OVERTIME	0-1
AFTER A WIN	17-5
AFTER A LOSS	4-4
LEADING AT HALFTIME	20-1
TRAILING AT HALFTIME	2-7
TIED AT HALFTIME	0-1
LEADING AFTER 1ST QUARTER	19-6
TRAILING AFTER 1ST QUARTER	3-2
TIED SCORE AFTER 1ST QUARTER	0-1
OUTSCORING OPP. IN 2ND HALF	19-0
OUTSCORED BY OPP. IN 2ND HALF	3-9
SCORING SAME PTS IN 2ND HALF	0-0
LEADING WITH 5 MIN. REMAINING	20-2
TRAILING WITH 5 MIN. REMAINING	2-7
TIED WITH 5 MIN. REMAINING	0-0
SCORING FEWER THAN 50 POINTS	0-0
SCORING 50-59 POINTS	0-2
SCORING 60-69 POINTS	2-2
SCORING 70-79 POINTS	2-4
SCORING 80-89 POINTS	4-1
SCORING 90-99 POINTS	7-0
SCORING 100+ POINTS	7-0
ALLOWING 39-OR-FEWER POINTS	1-0
ALLOWING 40-49 POINTS	4-0
ALLOWING 50-59 POINTS	5-0
ALLOWING 60-69 POINTS	6-0
ALLOWING 70-79 POINTS	3-2
ALLOWING 80-89 POINTS	3-5
ALLOWING 90-OR-MORE POINTS	0-2
GAME DECIDED BY 1-POINT	1-0
GAME DECIDED BY 2-3 POINTS	1-0
GAME DECIDED BY 4-5 POINTS	0-0
GAME DECIDED BY 6-9 POINTS	1-3
GAME DECIDED BY 10-19 POINTS	7-2
GAME DECIDED BY 20-29 POINTS	2-4
GAME DECIDED BY 30-39 POINTS	2-0
GAME DECIDED BY 40-49 POINTS	4-0
GAME DECIDED BY 50-59 POINTS	3-0
GAME DECIDED BY 60+ POINTS	1-0
HIGHER FIELD GOAL PERCENTAGE	15-0
LOWER FIELD GOAL PERCENTAGE	6-9
SAME FIELD GOAL PERCENTAGE	0-0
SHOOTING LESS THAN 30%	0-0
SHOOTING 30-39%	5-6
SHOOTING 40-49%	7-3
SHOOTING 50+%	10-0
OPP. SHOOTING LESS 30%	5-0
OPP. SHOOTING 30-39%	6-1
OPP. SHOOTING 40-49%	8-3
OPP. SHOOTING 50+%	2-6
MORE MADE 3-PT THAN OPP.	13-3
FEWER MADE 3-PT THAN OPP.	5-5
SAME 3-PT MAKES AS OPP.	4-1
MAKING FEWER THAN FIVE 3-PT FG	4-5
MAKING BETWEEN 5-9 3-PT FG	13-3
MAKING 10+ 3-PT FG	5-1
ALLOWING FEWER THAN 5 3-PT FG	11-4
ALLOWING BETWEEN 5-9 3-PT FG	9-3
ALLOWING 10+ 3-PT FG	2-2

MAKING MORE FREE THROWS	20-5
MAKING FEWER FREE THROWS	1-3
MAKING SAME FREE THROWS	1-1
MAKING FEWER THEN 10 FREE THROWS	3-1
MAKING 10-19 FREE THROWS	14-6
MAKINGS 20+ FREE THROWS	5-1
OPP. MAKES 0-10 FREE THROWS	15-1
OPP. MAKES 10-19 FREE THROWS	7-7
OPP. MAKES 20+ FREE THROWS	0-1
OUTREBOUNDING OPP.	15-1
OUTREBOUNDED BY OPP.	7-8
SAME TOTAL OF REBOUNDS	0-0
FEWER THAN 10 ASSISTS	1-2
10-19 ASSISTS	11-6
20+ ASSISTS	10-1
NO BLOCKS	1-2
1-4 BLOCKS	15-7
5+ BLOCKS	6-0
COMMITTING FEWER TURNOVERS	20-4
COMMITTING MORE TURNOVERS	2-5
COMMITTING SAME TURNOVERS	0-0
FORCING FEWER THAN 10 TURNOVERS	0-0
FORCING 10-19 TURNOVERS	6-6
FORCING 20-29 TURNOVERS	13-3
FORCING 30+ TURNOVERS	3-0
IN DAY GAMES	12-5
IN NIGHT GAMES	10-4
ON SUNDAY	7-3
ON MONDAY	1-1
ON TUESDAY	1-0
ON WEDNESDAY	2-1
ON THURSDAY	7-4
ON FRIDAY	2-0
ON SATURDAY	2-0
IN NOVEMBER	7-1
IN DECEMBER	6-0
IN JANUARY	5-3
IN FEBRUARY	2-5
IN MARCH	2-0
VS. SEC	8-8
VS. SEC AT MEMORIAL GYM	4-4
VS. SEC ON THE ROAD	4-4
VS. RANKED OPPONENTS	2-5
WINNING THE OPENING TIP	16-4
LOSING THE OPENING TIP	6-5
WEARING WHITE	11-1
WEARING VANDY SCRIPT WHITE	2-2
WEARING GOLD	1-0
WEARING BLACK	6-2
WEARING V BLACK	1-1
WEARING GRAY	1-1
WEARING PLAY4KAY JERSEY	0-2





## 2024-25 GAME LEADERS

OPPONENT	DATE	SCORE	W/L	POINTS	REBOUNDS	ASSISTS	STEALS	BLOCKS
Lipscomb	11-04-24	102-50	W	Pierre (25)	Pierre (14)	Blakes (5)	Greene (6)	Mitchell (1)
Austin Peay	11-08-24	93-37	W	Blakes/Moore (16)	Pierre (10)	Greene/Moore (3)	Blakes (3)	Kapinus/Makurat/Nwaba (2)
at South Florida	11-14-24	62-49	W	Pierre (17)	Pierre (10)	Oliver (3)	Blakes/Oliver (2)	--
Butler	11-17-24	81-52	W	Blakes (29)	Pierre (8)	Oliver (6)	Pierre (4)	Kapinus/Nwaba (1)
Hampton	11-20-24	94-45	W	Blakes (22)	Pierre (12)	Blakes (8)	Blakes/Pierre (3)	Nwaba (3)
Samford	11-22-24	104-59	W	Pierre (21)	Pierre (12)	Greene/Kapinus (6)	Kapinus/Pierre (4)	Blakes/Kapinus/Mitchell (1)
vs. Arizona	11-26-24	71-60	W	Pierre (25)	Pierre (15)	Blakes/Moore (4)	Pierre (7)	Kapinus (2)
vs. Michigan State	11-27-24	70-78	L	Pierre (19)	Mitchell/Oliver/Pierre (6)	Oliver/Pierre (4)	Pierre (4)	Kapinus/Mitchell/Oliver (1)
Appalachian State	12-01-24	94-40	W	Blakes (20)	Kapinus/Pissott (7)	Blakes (6)	Blakes (7)	Nwaba (1)
at Miami (Fl.)	12-04-24	88-70	W	Pierre (28)	Pierre (13)	Moore (7)	Pierre (4)	Moore (1)
Evansville	12-14-24	106-40	W	Pierre (42)	Pierre (18)	Blakes/Moore (3)	Pierre (8)	Mitchell (2)
at Dayton	12-19-24	80-66	W	Greene (25)	Pierre (10)	Oliver (7)	Blakes (5)	Oliver (3)
West Georgia	12-21-24	103-68	W	Blakes (24)	Pierre (10)	Blakes (6)	Oliver (4)	Oliver (3)
Alabama A&M	12-29-24	93-64	W	Pierre (29)	Oliver/Pierre (7)	Oliver (8)	Pierre (4)	Blakes/Pierre (1)
Georgia	01-02-25	108-82	W	Blakes (36)	Oliver (10)	Oliver (11)	Mitchell (2)	Moore (2)
Kentucky	01-05-25	78-96	L	Blakes (24)	Pierre (11)	Pierre (5)	Blakes (3)	Blakes (1)
at Ole Miss	01-09-25	59-87	L	Blakes (19)	Blakes (5)	Oliver (6)	Greene/Moore/Pierre (2)	Pierre (1)
at LSU	01-13-25	77-83	L	Pierre (28)	Pierre (8)	Blakes (4)	Moore/Nwaba (3)	Blakes (2)
Tennessee	01-19-25	71-70	W	Blakes (23)	Pierre (8)	5 Tied w/ 2	Greene/Nwaba/Oliver (1)	Kapinus/Moore/Oliver (1)
Arkansas	01-23-25	101-60	W	Blakes (24)	Pierre (9)	Oliver (6)	Kapinus (6)	Kapinus/Pierre/Pissott/Mitchell (1)
at Alabama	01-26-25	66-64	W	Blakes (33)	Pierre (14)	Pierre (3)	Pierre (5)	Oliver (1)
at Florida	01-30-25	99-86	W	Blakes (53)	Pierre (11)	Moore (6)	Blakes/Pierre (3)	Mitchell (3)
Ole Miss	02-02-25	61-76	L	Pierre (24)	Pierre (7)	Oliver (3)	Oliver/Pierre (3)	Blakes/Pierre (1)
at Texas	02-06-25	66-87	L	Pierre (26)	Pierre (7)	Oliver (4)	Oliver (4)	Mitchell/Oliver (1)
Mississippi State	02-13-25	77-85	L (2OT)	Pierre (24)	Pierre (12)	Moore (5)	Blakes (5)	Mitchell (2)
at Auburn	02-16-25	98-88	W (OT)	Blakes (55)	Mitchell (7)	Blakes (5)	Oliver (6)	Mitchell (4)
at Oklahoma	02-20-25	81-101	L	Blakes (34)	Blakes/Kapinus/Oliver/Pierre (4)	Pierre (4)	Kapinus (4)	--
South Carolina	02-23-25	54-82	L	Blakes (19)	Pierre (10)	Blakes/Greene/Kapinus/Moore (4)	Oliver (3)	--
Texas A&M	02-27-25	91-58	W	Pierre (31)	Kapinus/Pierre (6)	Blakes/Pierre (5)	Pierre (9)	Oliver (1)
at Missouri	03-02-25	100-59	W	Blakes (29)	Pierre (10)	Moore (7)	Moore (4)	Pierre (1)
vs. Tennessee	03-06-25	84-76	W	Blakes (24)	Pierre (15)	Oliver (5)	Pierre (3)	Mitchell (2)

POINTS		REBOUNDS		ASSISTS		STEALS		BLOCKS	
Mikayla Blakes	17 (13-4)	Khamil Pierre	27 (19-8)	Jordyn Oliver	12 (8-4)	Khamil Pierre	14 (11-3)	Aiyana Mitchell	10 (7-3)
Khamil Pierre	13 (8-5)	Jordyn Oliver	4 (2-2)	Mikayla Blakes	10 (8-2)	Mikayla Blakes	8 (6-2)	Lelilani Kapinus	7 (6-1)
Madison Greene	1 (1-0)	Leilani Kapinus	3 (2-1)	Iyana Moore	9 (7-2)	Jordyn Oliver	7 (4-3)	Jordyn Oliver	7 (5-2)
Iyana Moore	1 (1-0)	Aiyana Mitchell	2 (1-1)	Khamil Pierre	5 (2-3)	Madison Greene	3 (2-1)	Khamil Pierre	5 (3-2)
		Mikayla Blakes	2 (0-2)	Madison Greene	3 (2-1)	Leilani Kapinus	3 (2-1)	Mikayla Blakes	5 (2-3)
		Justine Pissott	1 (1-0)	Leilani Kapinus	3 (2-1)	Iyana Moore	3 (1-2)	Jane Nwaba	4 (4-0)
						Aiyana Mitchell	1 (1-0)	Iyana Moore	3 (3-0)
						Jane Nwaba	1 (1-0)	Aga Makurat	1 (1-0)
						Iyana Moore	1 (0-1)	Justine Pissott	1 (1-0)

## 2024-25 GAME HIGHS & LOWS

### HIGHS

Points	108	vs. Georgia (01/02/25)
FG Made	44	vs. Evansville (12/14/24)
FG Attempts	93	vs. Evansville (12/14/24)
3-Pt FG Made	15	at Missouri (03/02/25)
3-PT FG Attempts	38	vs. Appalachian St. (12/1/24)
FT Made	29	vs. Georgia (01/02/25) at Auburn (02/16/25)
FT Attempts	32	at Auburn (02/16/25)
Rebounds	56	vs. Samford (11/22/24)
Assists	30	vs. Alabama A&M (12/29/24)
Steals	24	vs. Evansville (12/14/24)
Blocks	9	vs. West Georgia (12/21/24)
Turnovers	23	vs. Arizona (11/26/24) at Ole Miss (01/09/25)
Fouls	27	at Texas (02/06/25)

### LOWS

Points	54	vs. South Carolina (02/23/25)
FG Made	17	vs. South Carolina (02/23/25)
FG Attempts	49	vs. Ole Miss (02/02/25)
3-Pt FG Made	2	vs. Evansville (12/14/24) vs. Ole Miss (02/02/25) at Texas (02/06/25) vs. South Carolina (02/23/25)
3-PT FG Attempts	9	vs. Ole Miss (02/02/25)
FT Made	3	at South Florida (11/14/24)
FT Attempts	5	at Missouri (03/02/25)
Rebounds	23	vs. Ole Miss (02/02/25)
Assists	6	at South Florida (11/14/24)
Steals	3	vs. Tennessee (01/19/25)
Blocks	0	at South Florida (11/14/24) at Oklahoma (02/20/25) vs. South Carolina (02/23/25)
Turnovers	6	vs. Appalachian St. (12/01/25)
Fouls	9	vs. Alabama A&M (12/29/24)



## VANDERBILT STATS

### BENCH PRODUCTION

Game	VU-OPP	Diff.	Top Bench Scorer
Lipscomb	31-25	+6	Madison Greene, 14
Austin Peay	35-12	+23	Madison Greene, 13
at South Fla.	6-32	-26	Makurat/Mitchell/Moore, 2
Butler	17-18	-1	Aiyana Mitchell, 6
Hampton	33-18	+15	Madison Greene, 11
Samford	43-18	+25	Madison Greene, 16
vs. Arizona	15-6	+9	Leilani Kapinus, 7
vs. Michigan St.	7-9	-2	Aiyana Mitchell, 6
Appalachian St.	31-24	+7	Aga Makurat, 7
at Miami	17-11	+6	Leilani Kapinus, 8
Evansville	24-9	+15	Leilani Kapinus, 10
at Dayton	27-18	+9	Madison Greene, 25
West Georgia	35-29	+6	Leilani Kapinus, 10
Alabama A&M	30-18	+12	Madison Greene, 12
Georgia	14-34	-20	Madison Greene, 10
Kentucky	7-4	+3	Madison Greene, 3
at Ole Miss	13-16	-3	Madison Greene, 9
at LSU	4-9	-5	L. Kapinus/M. Greene, 2
Tennessee	6-9	-3	Madison Greene, 4
Arkansas	24-34	-10	Madison Greene, 10
at Alabama	8-8	--	Leilani Kapinus, 8
at Florida	17-9	+8	Justine Pissott, 7
Ole Miss	8-15	-7	Madison Greene, 5
at Texas	8-27	-19	Mitchell/Pissott, 4
Miss. State	22-18	+4	Madison Greene, 17
at Auburn	18-8	+10	M. Greene/J. Pissott, 6
at Oklahoma	19-31	-12	Justine Pissott, 9
South Carolina	30-56	-26	Mikayla Blakes, 19
Texas A&M	25-14	+11	Justine Pissott, 14
at Missouri	30-22	+8	Madison Greene, 9
vs. Tennessee	10-28	-18	Leilani Kapinus, 6
<b>Total</b>	<b>614-589</b>	<b>+25</b>	<b>Madison Greene, 203</b>
<b>AVG.</b>	<b>19.8-19.0</b>	<b>+0.8</b>	<b>Madison Greene, 7.5 ppg</b>

### SPECIALTY STATS

Team	Off. TO	PAINT	2nd CHANCE	FAST BREAK
Lipscomb	22-8	70-22	23-8	27-3
Austin Peay	33-10	42-20	20-4	24-1
at South Fla.	19-12	28-24	12-7	3-4
Butler	41-13	30-20	10-7	14-7
Hampton	36-12	46-28	19-4	13-6
Samford	24-3	60-22	28-9	26-9
vs. Arizona	29-19	20-40	17-13	9-8
vs. Michigan St.	23-20	42-48	14-16	15-6
Appalachian St.	33-7	38-22	21-7	21-2
at Miami	27-14	46-40	16-2	8-3
Evansville	54-3	76-20	40-9	25-4
at Dayton	32-7	28-42	14-8	14-6
West Georgia	37-16	62-22	29-13	30-16
Alabama A&M	24-11	60-42	19-9	23-14
Georgia	26-8	34-48	15-13	15-12
Kentucky	7-16	26-26	26-9	5-6
at Ole Miss	19-22	34-38	9-10	7-10
at LSU	17-21	32-44	6-17	17-13
Tennessee	13-10	24-32	10-8	15-14
Arkansas	40-13	40-24	9-12	22-13
at Alabama	30-15	30-44	11-9	16-15
at Florida	31-14	42-56	14-19	19-13
Ole Miss	6-21	32-54	5-21	8-10
at Texas	14-27	30-28	21-16	13-7
Miss. State	26-17	30-66	9-24	18-8
at Auburn	23-13	46-44	13-12	20-11
at Oklahoma	21-9	12-44	7-18	13-12
South Carolina	3-23	16-48	12-17	0-19
Texas A&M	41-12	38-32	14-13	24-4
at Missouri	33-5	36-26	8-7	16-4
vs. Tennessee	9-21	42-46	21-6	6-17
<b>Total</b>	<b>793-422</b>	<b>1192-1112</b>	<b>492-347</b>	<b>486-285</b>
<b>AVG.</b>	<b>25.6-13.6</b>	<b>38.3-35.9</b>	<b>15.9-11.2</b>	<b>15.7-9.2</b>



## 2024-25 GAME COMPARISON

Opponent	1st	2nd	3rd	4th	Final	Mar	Total FG	FG Pct	3-Pointers	3FG Pct	Free Throws	FT Pct	Rebs	Mar	Ast	TOver	Block	Steal	Fouls
Lipscomb	31-15	22-10	28-14	21-11	102-50	+52	43-81/17-61	.531/.279	5-17/6-35	.294/.171	11-14/10-17	.786/.588	54-32	+22	17-6	12-23	1-2	15-2	15-17
Austin Peay	24-16	28-10	26-4	15-7	93-37	+56	32-71/15-52	.451/.288	6-17/3-14	.353/.214	23-30/4-14	.767/.286	55-28	+27	15-6	12-25	8-2	10-6	15-27
at South Florida	19-17	15-9	20-11	8-12	62-49	+13	26-68/21-57	.382/.368	7-28/4-18	.250/.222	3-8/3-3	.375/.100	37-43	-6	6-13	12-23	0-8	8-5	11-14
Butler	17-8	20-12	22-16	22-16	81-52	+19	29-57/18-47	.509/.383	8-18/8-18	.444/.444	15-19/8-11	.789/.727	33-25	+8	18-12	21-30	2-0	17-12	16-16
Hampton	23-21	28-7	25-4	18-13	94-45	+49	38-70/18-49	.543/.367	8-25/3-12	.320/.250	10-12/6-8	.833/.750	40-24	+16	22-9	11-24	6-1	11-7	11-15
Samford	19-21	24-8	23-16	38-14	104-59	+45	42-83/22-56	.506/.393	8-19/11-29	.421/.379	12-20/4-8	.600/.500	56-26	+30	23-16	11-22	3-2	17-8	17-19
vs. Arizona	15-7	16-11	19-19	21-23	71-60	+11	21-54/25-58	.389/.431	6-14/4-16	.429/.250	23-31/6-11	.742/.545	40-33	+7	12-12	23-26	2-2	19-11	19-22
vs. Michigan State	19-16	8-13	22-16	21-33	70-78	-8	26-64/28-65	.496/.431	3-14/4-12	.214/.333	15-20/18-25	.750/.720	34-48	-14	17-15	21-24	3-7	15-14	22-21
Appalachian State	33-2	18-13	14-16	29-9	94-40	+54	33-77/16-54	.429/.296	13-38/3-16	.342/.188	15-15/5-8	1.000/.625	48-36	+12	23-8	6-21	1-3	14-3	10-15
at Miami	23-13	23-18	23-24	19-15	88-70	+18	34-68/28-53	.500/.528	9-24/6-17	.375/.353	11-15/8-11	.733/.727	36-24	+12	20-14	15-21	1-1	7-8	16-16
Evansville	34-12	24-8	28-11	20-9	106-40	+66	44-93/15-54	.473/.278	2-24/4-27	.083/.148	16-19/6-9	.842/.667	55-36	+19	13-8	9-36	4-2	24-2	15-18
at Dayton	33-15	13-24	13-17	21-10	80-66	+14	29-76/26-53	.382/.491	9-26/3-14	.346/.214	13-15/11-12	.867/.917	33-42	-9	18-16	8-26	3-4	16-3	14-15
West Georgia	24-14	35-13	20-25	24-16	103-68	+35	41-84/25-68	.488/.368	7-27/10-29	.259/.345	14-19/8-12	.737/.667	51-41	+10	23-19	13-26	9-3	17-8	11-13
Alabama A&M	24-16	21-11	22-19	26-18	93-64	+19	40-71/27-64	.563/.422	5-19/5-16	.263/.313	8-14/5-9	.571/.556	41-30	+11	30-13	15-19	2-2	13-9	9-14
Georgia	26-13	24-16	29-28	29-25	108-82	+26	34-71/32-69	.479/.464	11-25/4-17	.440/.235	29-31/14-20	.935/.700	35-44	-9	27-17	8-18	6-1	5-4	18-22
Kentucky	17-31	21-20	19-19	21-26	78-96	-18	27-74/33-61	.365/.541	9-30/15-31	.300/.484	15-20/15-20	.750/.750	39-41	-2	11-20	7-10	1-4	5-4	20-19
at Ole Miss	11-17	14-27	12-27	22-16	59-87	-28	23-53/33-63	.434/.524	4-17/9-22	.235/.409	9-14/12-13	.643/.923	26-36	-10	16-26	23-26	1-3	9-18	13-17
at LSU	21-21	16-16	20-21	20-25	77-83	-6	27-57/34-71	.474/.479	5-14/3-9	.357/.333	18-22/12-18	.818/.667	25-45	-20	12-13	16-17	2-5	9-8	19-20
Tennessee	21-21	16-5	17-19	17-25	71-70	+1	23-62/26-68	.371/.382	6-19/6-26	.316/.231	19-22/12-15	.864/.800	40-42	-2	12-12	12-10	3-3	3-5	16-23
Arkansas	26-10	27-17	19-20	29-13	101-60	+41	39-69/24-60	.565/.400	13-25/8-24	.520/.333	10-12/4-7	.833/.571	35-33	+2	21-8	14-26	4-1	17-5	12-8
at Alabama	15-19	12-15	17-7	22-23	66-64	+2	23-68/27-52	.338/.519	4-16/5-17	.250/.294	16-21/5-6	.762/.833	39-36	+3	10-14	14-23	1-3	17-8	15-17
at Florida	19-16	27-10	27-30	26-30	99-86	+13	34-64/33-67	.531/.493	11-21/3-15	.524/.200	20-25/17-23	.800/.739	34-36	-2	17-12	15-18	3-0	11-6	21-22
Ole Miss	11-12	10-20	20-25	20-19	61-76	-15	23-49/32-59	.469/.542	2-9/2-12	.222/.167	13-16/10-14	.813/.714	23-32	-9	8-15	18-14	2-5	9-11	15-15
at Texas	10-21	15-17	25-25	16-24	66-87	-21	22-57/28-53	.386/.528	2-11/9-13	.182/.692	20-26/22-26	.769/.846	34-31	+3	8-18	17-14	2-7	10-9	27-19
Mississippi State	19-9	12-20	17-21	17-15	77-85 (OT)	-8	29-78/35-90	.372/.389	7-25/2-27	.280/.074	12-16/13-19	.750/.684	43-65	-22	18-11	16-22	4-4	15-11	19-17
at Auburn	17-18	22-24	17-22	28-20	98-88 (OT)	+10	32-63/44-64	.508/.516	5-15/5-16	.333/.313	29-32/17-21	.906/.810	33-31	+2	13-21	15-18	5-5	13-5	23-22
at Oklahoma	13-21	24-22	17-34	27-24	81-101	-20	24-68/36-69	.353/.522	14-30/12-30	.467/.400	19-26/17-24	.731/.708	29-54	-25	16-25	14-22	0-4	13-5	25-24
South Carolina	11-24	11-14	12-21	17-26	54-82	-28	17-56/30-65	.304/.462	2-12/5-19	.167/.263	18-25/17-27	.720/.630	35-47	-12	10-16	17-13	0-5	8-13	22-23
Texas A&M	16-11	21-14	33-14	21-19	91-58	+33	34-72/23-53	.472/.434	9-24/3-12	.375/.250	14-17/9-16	.824/.563	34-41	-7	22-14	10-30	1-7	21-5	16-15
at Missouri	23-14	21-12	30-16	26-17	100-59	+41	40-72/22-54	.556/.407	15-32/7-20	.469/.350	5-5/8-13	1.000/.615	31-37	+6	22-11	7-24	1-2	16-3	15-11
vs. Tennessee	27-20	12-13	24-16	21-28	84-76	+8	31-67/32-68	.463/.4471	6-16/9-29	.375/.310	16-22/3-8	.727/.375	42-34	+8	15-16	15-13	3-2	8-9	12-24
<b>SEASON TOTAL</b>	<b>641-494</b>	<b>600-449</b>	<b>660-577</b>	<b>682-581</b>	<b>2612-2118</b>	<b>+486</b>	<b>960-2117/814-1877</b>	<b>.453/.434</b>	<b>221-651/181-612</b>	<b>.339/.296</b>	<b>471-603/309-448</b>	<b>.781/.690</b>	<b>1190-1153</b>	<b>+43</b>	<b>515-436</b>	<b>427-656</b>	<b>84-100</b>	<b>384-210</b>	<b>510-561</b>
<b>SEASON AVG</b>	<b>20.7-15.9</b>	<b>19.4-14.5</b>	<b>21.3-18.6</b>	<b>22.0-18.7</b>	<b>84.3-68.3</b>	<b>+15.9</b>	<b>31.0-68.3/26.1-60.3</b>		<b>7.2-21.2/5.7-19.4</b>		<b>15.2-19.4/10.2-14.7</b>		<b>38.4-37.1</b>	<b>+1.0</b>	<b>16.7-14.0</b>	<b>13.7-21.4</b>	<b>2.7-3.3</b>	<b>12.8-7.0</b>	<b>16.6-17.9</b>

SEASON HIGH | SEASON LOW

## 2024-25 GAME-BY-GAME STATS

Opponent	Date	Score	W/L	Total		3-Pointers		Free throws		Rebounds			PF	A	TO	BLK	STL	PTS	AVG	
				FG-FGA	PCT	3FG-3FGA	PCT	FT-FTA	PCT	OFF	DEF	TOT								AVG
Lipscomb	11/04/2024	102-50	W	43-81	.531	5-17	.294	11-14	.786	22	32	54	54.0	17	17	12	1	15	102	102.0
Austin Peay	11/08/2024	93-37	W	32-71	.451	6-17	.353	23-30	.767	21	34	55	54.5	15	15	12	8	10	93	97.5
at South Fla.	11/14/2024	62-49	W	26-68	.382	7-28	.250	3-8	.375	12	25	37	48.7	11	6	12	0	8	62	85.7
Butler	11/17/2024	81-52	W	29-57	.509	8-18	.444	15-19	.789	13	20	33	44.8	16	18	21	2	17	81	84.5
Hampton	11/20/2024	94-45	W	38-70	.543	8-25	.320	10-12	.833	15	25	40	43.8	11	22	11	6	11	94	86.4
Samford	11/22/2024	104-59	W	42-83	.506	8-19	.421	12-20	.600	27	29	56	45.8	17	23	11	3	17	104	89.3
vs Arizona	11/26/2024	71-60	W	21-54	.389	6-14	.429	23-31	.742	15	25	40	45.0	19	12	23	2	19	71	86.7
vs Michigan St.	11/27/2024	70-78	L	26-64	.406	3-14	.214	15-20	.750	14	20	34	43.6	22	17	21	3	15	70	84.6
App State	12/01/2024	94-40	W	33-77	.429	13-38	.342	15-15	1.000	18	30	48	44.1	10	23	6	1	14	94	85.7
at Miami (FL)	12/04/2024	88-70	W	34-68	.500	9-24	.375	11-15	.733	17	19	36	43.3	16	20	15	1	7	88	85.9
Evansville	12/14/2024	106-40	W	44-93	.473	2-24	.083	16-19	.842	29	26	55	44.4	15	13	9	4	24	106	87.7
at Dayton	12/19/2024	80-66	W	29-76	.382	9-26	.346	13-15	.867	16	17	33	43.4	14	18	8	3	16	80	87.1
West Ga.	12/21/2024	103-68	W	41-84	.488	7-27	.259	14-19	.737	24	27	51	44.0	11	23	13	9	17	103	88.3
Alabama A&M	12/29/2024	93-64	W	40-71	.563	5-19	.263	8-14	.571	13	28	41	43.8	9	30	15	2	13	93	88.6
Georgia	01/02/2025	108-82	W	34-71	.479	11-25	.440	29-31	.935	10	25	35	43.2	18	27	8	6	5	108	89.9
Kentucky	01/05/2025	78-96	L	27-74	.365	9-30	.300	15-20	.750	19	20	39	42.9	20	11	7	1	5	78	89.2
at Ole Miss	01/09/2025	59-87	L	23-53	.434	4-17	.235	9-14	.643	7	19	26	41.9	13	16	23	1	9	59	87.4
at LSU	01/13/2025	77-83	L	27-57	.474	5-14	.357	18-22	.818	7	18	25	41.0	19	12	16	2	9	77	86.8
Tennessee	01/19/2025																			



# SHEA RALPH

HEAD COACH  
 FOURTH SEASON  
 UConn - '01



## THE SHEA RALPH FILE

### Head Coach Vanderbilt (2021-Current)

- 73-57 overall record in four seasons at Vanderbilt
- Guided Vanderbilt to its first NCAA Tournament bid since the 2014 NCAA Tournament in 2023-24 and posted the Dores' first NCAA Tournament victory since 2013
- Posted the largest win improvement from one season to next in school history during the 2023-24 season, as Vandy's 23 victories marked an 11-win improvement from 2022-23
- Led Vanderbilt to its first postseason bid since the 2013-14 campaign with an appearance in the 2022 WNIT in her debut season in 2021-22
- Guided Vandy to a school record six SEC road wins in '23-'24
- Five players have earned All-SEC honors under Ralph

### Assistant Coach UConn (2008-2021)

- 462-22 in 13 seasons as an assistant coach at UConn
- Won Six NCAA National Championships
- 12 Final Four Appearances
- 16 Conference Titles
- Coached 21 WNBA Draft Picks, 9 top-5 picks, three No. 1 picks

### Assistant Coach Pittsburgh (2003-2008)

- 86-66 in five seasons as an assistant coach at Pittsburgh
- 2008 Sweet 16 Appearance
- Two NCAA Tournament Appearances (2007 & 08)
- 2006 WNIT Final Four

### Player UConn (1996-2001)

- Drafted by Utah Starzz in 2001 WNBA Draft
- Scored 1,678 career points, Ranks 8th in UConn history
- Won 2000 NCAA National Championship
- 2000 NCAA Women's Final Four MVP
- 2000 Big East Player of the Year
- 2000 All-American
- 2000 Sports Illustrated Women's College Player of the Year
- Honda Award Winner

Shea Ralph was named the sixth head coach in Vanderbilt women's basketball history on April 13, 2021. The 2024-25 campaign marks her fourth season leading the Commodores.

Ralph orchestrated one of the biggest turn-arounds in program history during the 2023-24 season, as the Commodores went from being projected last in the SEC preseason polls to earning the program's first bid into the NCAA Tournament in 10 seasons.

Vanderbilt went 23-10 in Year 3 under Ralph's direction, as the Commodores made their first appearance in the NCAA Tournament since the 2013-14 campaign. The 23 wins marked an 11-win improvement from a season ago, which is the second-largest win improvement from one season to the next in program history.

The Commodores went out and proved the preseason prognosticators wrong in 2023-24, as Vandy finished sixth in the SEC after being picked 13th in the Preseason SEC Coaches Poll and 14th in the Preseason SEC Media Poll. The Dores went 9-7 in SEC play and won a program-record six road SEC games. The nine SEC wins were the most for Vanderbilt since the 2012-13 campaign. The Commodores earned the No. 6 seed in the 2024 SEC Women's Basketball Tournament, which was the program's highest seed at the SEC Tournament since 2011.

Vanderbilt's at-large bid into the 2024 NCAA



Tournament marked the second time in her three seasons that Ralph has led the Commodores to the postseason.

A total of three Commodores earned All-SEC honors in Year 3 under Ralph. Iyana Moore made her first appearance on the All-SEC second team, while Jordyn Cambridge was named to the All-SEC defensive team for a school-record third time. Khamil Pierre was named to the All-SEC freshman team, making her the third Commodore to earn a spot on the team under Ralph, joining Moore and Sacha Washington. Pierre also was named SEC Freshman of the Week a program record five times during the season.

Vanderbilt's hard-nosed and gritty approach helped the Commodores become one of the elite defensive teams in the SEC, as Vandy ranked third in steals per game at 10.2 steals. The Dores' 315 steals during the 2023-24 campaign are the third-most in a season in program history.

Vanderbilt was hit hard with a plethora of pre-season injuries to begin the 2022-23 campaign. Coach Ralph was able to rally the Commodores and record a second-straight double-digit win season, marking the first time in six years that Vandy has posted back-to-back double-digit win campaigns.

During the 2022-23 campaign, Ralph guided Vanderbilt to a winning record inside Memorial Gymnasium for the 38th time in the last 40 seasons. The Commodores won nine games at Memorial Gym, which included victories over Texas A&M, Arkansas, and Kentucky.

Ralph was key in the development of Cijia Harbison, who transferred into the program for her graduate season and become one of the most prolific scorers in the SEC. Harbison earned second team All-SEC honors after averaging 19.6 points per game and shot 40.6% from the field. The only player in the SEC to score 40 points in a game this season, Harbison had three outings with 30-plus points among the 23 times she has scored in double figures while recording the



highest scoring average of her collegiate career. Harbison has led the Commodores in scoring 16 times, assists on 20 occasions and steals in 15 games. Harbison tied a school record with 41 points and added five steals in a January win over Texas A&M

In her inaugural season, Ralph led Vanderbilt to its first postseason appearance since 2014. The Commodores reached the third round of the Women's National Invitation Tournament, their longest postseason run since 2013. Vanderbilt also recorded its first SEC Tournament victory in six years when it defeated Texas A&M 85-69 on March 2, 2022.



In all, Ralph accrued the third-most wins of any women's basketball coach in a debut season. That included a 63-59 victory against No. 15 Florida in Memorial Gymnasium on Feb. 24, 2022, the program's first win against a ranked opponent since 2020.

Ralph wasted no time helping individual student-athletes realize their full potential. Jordyn Cambridge, Iyana Moore and Sacha Washington earned All-SEC accolades during the 2021-22 campaign. Cambridge recorded the program's first postseason triple-double during the SEC Tournament, while she and Moore contributed to a program-record 17 3-pointers against Alabama State on Dec. 28, 2021.

A seven-time national champion as a student-athlete or coach, Ralph arrived at Vanderbilt after spending the previous 13 seasons as an assistant coach alongside Geno Auriemma at the University of Connecticut. While serving as a coach at her alma mater, Ralph helped guide the Huskies to 12 Final Four appearances and six national championships, including a record four consecutive titles from 2013-16.

Ralph was an instrumental figure in recruiting and player development with the Huskies. She mentored standouts like Paige Bueckers, who in 2020-21 became the first freshman to sweep the major national player-of-the-year awards:

## RALPH'S CAREER RECORD

SEASON	TEAM	OVERALL	CONF.	CONF. FINISH	POSTSEASON
1996-97	UConn (Player)	33-1	18-0	1st	Elite Eight
1997-98	UConn (Player)	34-3	17-1	1st	Elite Eight
1998-99	UConn (Player)	29-5	17-1	T-1st	Sweet 16
1999-00	UConn (Player)	36-1	18-0	T-1st	NCAA Champions
2000-01	UConn (Player)	32-3	17-1	1st	Final Four
2003-04	Pittsburgh (AC)	6-20	2-14	13th	--
2004-05	Pittsburgh (AC)	13-15	5-11	10th	--
2005-06	Pittsburgh (AC)	22-11	9-7	T-6th	WNIT Final Four
2006-07	Pittsburgh (AC)	24-9	10-6	T-5th	NCAA 2nd Rd
2007-08	Pittsburgh (AC)	24-11	10-6	T-5th	Sweet 16
2008-09	UConn (AC)	39-0	16-0	1st	NCAA Champions
2009-10	UConn (AC)	39-0	16-0	1st	NCAA Champions
2010-11	UConn (AC)	36-2	16-0	1st	Final Four
2011-12	UConn (AC)	33-5	13-3	T-2nd	Final Four
2012-13	UConn (AC)	35-4	14-2	2nd	NCAA Champions
2013-14	UConn (AC)	40-0	18-0	1st	NCAA Champions
2014-15	UConn (AC)	38-1	18-0	1st	NCAA Champions
2015-16	UConn (AC)	38-0	18-0	1st	NCAA Champions
2016-17	UConn (AC)	36-1	16-0	1st	Final Four
2017-18	UConn (AC)	36-1	16-0	1st	Final Four
2018-19	UConn (AC)	35-3	16-0	1st	Final Four
2019-20	UConn (AC)	29-3	16-0	1st	Tournament Canceled
2020-21	UConn (AC)	28-2	18-0	1st	Final Four
2021-22	Vanderbilt (HC)	16-19	4-12	T-12th	WNIT Sweet 16
2022-23	Vanderbilt (HC)	12-19	3-13	12th	--
2023-24	Vanderbilt (HC)	23-10	9-7	6th	NCAA 1st Rd
2024-25	Vanderbilt (HC)	22-9	8-8	T-8th	--

AT VANDERBILT: 73-57 (.558) - Four Seasons

TOTAL: 788-158 (.833) - 27 Seasons

7- NCAA National Titles ('00, '09, '10, '13, '14, '15, '16)

14 - NCAA Final Fours ('00, '01, '09, '10, '11, '12, '13, '14, '15, '16, '17, '18, '19)

16 - NCAA Elite Eights ('97, '98, '00, '01, '09, '10, '11, '12, '13, '14, '15, '16, '17, '18, '19)

18 - NCAA Sweet 16 Appearances | 16 - Conference Regular Season Championships

the Naismith Trophy, Associated Press Player of the Year, USBWA National Player of the Year, Lieberman Award and Wooden Award.

In all, Ralph worked with 21 WNBA draft picks at UConn, including nine top-five picks and three No. 1 overall selections: Tina Charles, Maya Moore and Breanna Stewart.

Prior to returning to UConn as an assistant, Ralph spent five seasons at the University of Pittsburgh from 2003-08. She was instrumental in a period of unprecedented success, helping the Panthers improve from single-digit victories to at least 22 victories in each of her final three seasons. Pitt also reached the Sweet 16 for the first time in program history in 2008.

As one of the most celebrated student-athletes in women's basketball history, Ralph ranks eighth in UConn's storied record book with 1,678 points. She also ranks among the program's all-time top 10 in career assists (456), steals (252) and field goal percentage (57.9). Ralph graduated from Connecticut in 2001 with a degree in exercise physiology.

In leading UConn to a national championship in 2000, Ralph was named an All-American and Big East Player of the Year. She was selected at the most valuable player in the 2000 NCAA Women's Final Four. She also won the Honda Award, presented to the premier female student-athlete in 12 collegiate sports, and the "Sports Illustrated for Women" Player of the Year.

Ralph was selected by the Utah Starzz in the 2001 WNBA Draft, but was unable to pursue a professional career due to a knee injury.

Ralph and her husband, Tom Garrick, have one daughter, Maysen. Currently a member of the Vanderbilt coaching staff, Garrick served as head coach of the UMass-Lowell women's basketball program from 2018-21 and previously served as a Vanderbilt assistant from 2009-15.





# 1 MIKAYLA BLAKES

@mikaylablakes  
@mikaylablakes  
@mikaylablakes

G // 5-8 // Fr. // Somerset, N.J. (Rutgers Prep HS)

## SEASON HIGHS

Points // 55, at Auburn (02/18/25)  
 FG Made // 16, at Florida (01/30/25)  
 FG Attempts // 28, at Auburn (02/18/25)  
 3-Pt Made // 7, Last: at Oklahoma (02/20/25)  
 3-Pt Attempt // 14, at Miami (12/04/24)  
 FT Made // 23, at Auburn (02/18/25)  
 FT Attempt // 24, at Auburn (02/18/25)  
 Rebounds // 9, Mississippi State (02/13/25)  
 Assists // 8, Hampton (11/20/24)  
 Steals // 7, vs. Appalachian State (12/1/24)  
 Blocks // 2, at LSU (01/13/25)  
 Minutes // 45, at Auburn (02/18/25)

## CAREER HIGHS

Points // 55, at Auburn (02/18/25)  
 FG Made // 16, at Florida (01/30/25)  
 FG Attempts // 28, at Auburn (02/18/25)  
 3-Pt Made // 7, Last: at Oklahoma (02/20/25)  
 3-Pt Attempt // 14, at Miami (12/04/24)  
 FT Made // 23, at Auburn (02/18/25)  
 FT Attempt // 24, at Auburn (02/18/25)  
 Rebounds // 9, Mississippi State (02/13/25)  
 Assists // 8, Hampton (11/20/24)  
 Steals // 7, vs. Appalachian State (12/1/24)  
 Blocks // 2, at LSU (01/13/25)  
 Minutes // 45, at Auburn (02/18/25)

- Second-Team All-American (The Athletic)
- SEC Freshman of the Year (Coaches) & SEC Newcomer of the Year (USA Today)
- Set the NCAA Freshman & SEC Single-Game Scoring Records w/ 55 pts at Auburn (Jan. 30)
- Four-time USBWA Tamika Catchings National Freshman of the Week (Jan. 21, Jan. 28, Feb. 4, Feb. 18)
- Seven-Time SEC Freshman of the Week and has won four-straight weeks (Nov. 19, Nov. 26, Dec. 10, Jan. 28, Feb. 4, Feb. 11)
- Two-time AP Player of the Week (Feb. 4, Feb. 18)
- Became the first player since Candace Parker ('06) to win SEC Player & Freshman of the Week on the same week (Feb. 11)
- Ranks sixth nationally in scoring and leads all freshmen at 23.3 ppg

	24-25 CAREER	24-25 CAREER
SUPERLATIVES		
10+ POINTS	30	30
15+ POINTS	26	26
20+ POINTS	19	19
30+ POINTS	5	5
40+ POINTS	2	2
50+ POINTS	2	2
MADE 3+ 3-PT FG	8	8
10+ REBS	--	--
SUPERLATIVES		
3+ ASSISTS	18	18
3+ STEALS	15	15
2+ BLOCKS	1	1
DOUBLE-DOUBLES	--	--
LED VANDY IN PTS	15	15
LED VANDY IN REB	2	2
LED VANDY IN AST	9	9
LED VANDY IN STL	5	5
LED VANDY IN BLK	5	5

## GAME-BY-GAME

DATE	OPPONENT	GS	MIN	FGM/A	FG%	3FG/A	3P%	FTM/A	FG%	OFF	DEF	TOT	AVG	PF	AST	T/O	BLK	STL	PTS	AVG	
11.4.24	LIPSCOMB	*	25:31	9-18	.500	2-7	.286	3-3	1.000	2	3	5	5.0	2	5	0	0	2	23	23.0	
11.8.24	AUSTIN PEAY	*	15:31	5-8	.625	2-4	.500	4-5	.800	2	1	3	4.0	1	1	2	1	3	16	19.5	
11.14.24	AT SOUTH FLORIDA	*	31:24	6-14	.429	2-8	.250	2-4	.500	0	2	2	3.3	1	1	5	0	2	16	18.3	
11.17.24	BUTLER	*	35:34	9-18	.500	4-9	.444	7-8	.875	1	1	2	3.0	3	2	3	0	3	29	21.0	
11.20.24	HAMPTON	*	29:14	9-14	.643	1-5	.200	3-5	.600	1	2	3	3.0	2	8	3	0	3	22	21.2	
11.22.24	SAMFORD	*	23:12	5-12	.417	2-5	.400	2-2	1.000	1	2	3	3.0	2	5	3	1	2	14	20.0	
11.26.24	VS. ARIZONA	*	34:31	6-14	.429	5-8	.625	6-6	1.000	0	2	2	2.9	4	4	1	0	4	23	20.4	
11.27.24	VS. MICHIGAN ST.	*	26:36	3-10	.300	1-4	.250	6-6	1.000	1	0	1	2.6	3	3	3	0	2	13	19.5	
12.1.24	APPALACHIAN ST.	*	28:35	7-15	.467	2-8	.250	4-4	1.000	2	1	3	2.7	2	6	2	0	7	20	19.6	
12.4.24	AT MIAMI	*	37:14	10-22	.455	5-14	.357	1-2	.500	0	1	1	2.5	2	3	3	0	0	26	20.2	
12.14.24	EVANSVILLE	*	26:07	7-19	.368	1-7	.143	7-7	1.000	3	1	4	2.6	2	3	1	0	1	22	20.4	
12.19.24	AT DAYTON	*	26:50	6-17	.353	2-8	.250	2-2	1.000	1	0	1	2.5	4	1	3	0	5	16	20.0	
12.21.24	WEST GEORGIA	*	27:09	12-20	.600	0-6	.000	0-0	.000	2	2	4	2.6	1	6	2	0	3	24	20.3	
12.29.24	ALABAMA A&M	*	17:01	2-9	.222	0-5	.000	1-3	.333	1	2	3	2.6	0	1	1	1	3	5	19.2	
1.2.25	GEORGIA	*	32:42	9-20	.450	5-9	.556	13-14	.929	2	1	3	2.7	3	5	0	1	1	36	20.3	
1.5.25	KENTUCKY	*	35:34	9-22	.409	3-11	.273	3-4	.750	4	1	5	2.8	4	0	4	1	3	24	20.6	
1.9.25	AT OLE MISS	*	36:11	8-16	.500	2-7	.286	1-2	.500	1	4	5	2.9	3	2	5	0	1	19	20.5	
1.13.25	AT LSU	*	37:28	4-13	.308	0-4	.000	4-4	1.000	2	4	6	3.1	1	4	9	2	2	12	20.0	
1.19.25	TENNESSEE	*	28:18	7-17	.412	2-6	.333	7-8	.875	2	0	2	3.1	4	2	3	0	0	23	20.2	
1.23.25	ARKANSAS	*	26:49	8-13	.615	4-6	.667	4-4	1.000	2	0	2	3.0	1	3	1	0	1	24	20.4	
1.26.25	AT ALABAMA	*	37:06	10-21	.476	3-8	.375	10-12	.833	1	4	5	3.1	2	1	3	0	3	33	21.0	
1.30.25	AT FLORIDA	*	39:26	16-24	.667	5-9	.556	16-18	.889	1	2	3	3.1	2	2	2	0	3	53	22.4	
2.2.25	OLE MISS	*	29:45	5-9	.556	0-2	.000	6-7	.857	0	2	2	3.0	3	1	6	1	1	16	22.1	
2.6.25	AT TEXAS	*	33:38	8-14	.571	0-2	.000	6-6	1.000	2	2	4	3.1	4	2	3	0	3	22	22.1	
2.13.25	MISSISSIPPI ST.	*	43:59	4-19	.211	1-6	.167	4-4	1.000	2	7	9	3.3	5	4	4	0	5	13	21.8	
2.16.25	AT AUBURN	*	45:00	15-28	.536	2-7	.286	23-24	.958	2	3	5	3.4	4	5	6	0	3	55	23.0	
2.20.25	AT OKLAHOMA	*	37:19	9-22	.409	7-12	.583	9-10	.900	2	2	4	3.4	3	3	4	0	1	34	23.4	
2.23.25	SOUTH CAROLINA	*	31:19	5-15	.333	2-5	.400	7-8	.875	3	4	7	3.5	4	2	3	0	1	19	23.3	
2.27.25	TEXAS A&M	*	31:33	6-16	.375	1-4	.250	5-6	.833	2	1	3	3.5	1	5	0	0	4	18	23.1	
3.2.25	AT MISSOURI	*	33:04	11-17	.647	6-10	.600	1-1	1.000	1	1	2	3.5	1	3	2	0	3	29	23.3	
3.6.25	VS. TENNESSEE	*	39:00	8-20	.400	1-6	.167	7-8	.875	0	1	1	3.4	1	4	4	0	0	24	23.3	
<b>TOTAL</b>			<b>30</b>	<b>982:39</b>	<b>238-516</b>	<b>.461</b>	<b>73-212</b>	<b>.344</b>	<b>174-197</b>	<b>.883</b>	<b>46</b>	<b>59</b>	<b>105</b>	<b>3.4</b>	<b>75</b>	<b>9</b>	<b>91</b>	<b>8</b>	<b>75</b>	<b>723</b>	<b>23.3</b>

## CAREER STATS

YEAR	GP	GS	MIN	AVG	FG	FGA	PCT	3FG	3FGA	3PCT	FT	FTA	PCT	OFF	DEF	TOT	AVG	PF	FO	AST	TO	BLK	STL	PTS	AVG
2024-25	31	30	983	31.7	238	516	.461	73	212	.344	174	197	.883	46	59	105	3.4	75	1	97	91	8	75	723	23.3
<b>CAREER</b>	<b>31</b>	<b>30</b>	<b>983</b>	<b>31.7</b>	<b>238</b>	<b>516</b>	<b>.461</b>	<b>73</b>	<b>212</b>	<b>.344</b>	<b>174</b>	<b>197</b>	<b>.883</b>	<b>46</b>	<b>59</b>	<b>105</b>	<b>3.4</b>	<b>75</b>	<b>1</b>	<b>97</b>	<b>91</b>	<b>8</b>	<b>75</b>	<b>723</b>	<b>23.3</b>





# 2 JADA BROWN

@\_jadabrown  
@brownjadaa  
@jadabrown\_

G // 5-8 // Jr. // Bentonville, Ark. (Bentonville HS)

## SEASON HIGHS

Points // 6, West Georgia (12/21/24)  
FG Made // 2, West Georgia (12/21/24)  
FG Attempts // 3, West Georgia (12/21/24)  
3-Pt Made // 1 (3x), Last: at Missouri (03/02/25)  
3-Pt Attempt // 2, West Georgia (12/21/24)  
FT Made // 2, Lipscomb (11/4/24)  
FT Attempt // 2 (2x), Last: West Georgia (12/21/24)  
Rebounds // 2 (5x), Last: Texas A&M (02/27/25)  
Assists // 2, Alabama A&M (12/29/24)  
Steals // 2 (2x), Last: West Georgia (12/21/24)  
Blocks // --  
Minutes // 13, Lipscomb (11/4/24)

## CAREER HIGHS

Points // 12, vs. NC State (11/24/22)  
FG Made // 4, vs. NC State (11/24/22)  
FG Attempts // 12, Samford (11/10/22)  
3-Pt Made // 4, vs. NC State (11/24/22)  
3-Pt Attempt // 8, at LSU (01/01/23)  
FT Made // 2 (7x), Last: Lipscomb (11/4/24)  
FT Attempt // 2 (12x), Last: West Georgia (12/21/24)  
Rebounds // 4 (4x), Last Radford (12/31/23)  
Assists // 5, Tarleton State (11/15/22)  
Steals // 2 (5x), Last: West Georgia (12/21/24)  
Blocks // 1 (2x), Last: Florida (01/22/23)  
Minutes // 42, Lipscomb (12/18/22)

- Appeared in 15 games off the bench in '24-25
- Shooting 50.0% from the field (7-of-14)
- Scored a season-high 6 pts in 10 min. vs. West Georgia
- Played in 64 career games with 22 starts at Vanderbilt
- Scored career-best 12 pts vs. NC State (11.24.22)
- SEC Winter Academic Honor Roll ('24)
- Majoring in Human & Organizational Development

SUPERLATIVES	24-25 CAREER	SUPERLATIVES	24-25 CAREER
10+ POINTS	-- 2	3+ STEALS	-- --
15+ POINTS	-- --	2+ BLOCKS	-- --
20+ POINTS	-- --	DOUBLE-DOUBLES	-- --
30+ POINTS	-- --	LED VANDY IN PTS	-- --
MADE 3+ 3-PT FG	-- 3	LED VANDY IN REB	-- --
10+ REBS	-- --	LED VANDY IN AST	-- 1
3+ ASSISTS	-- 1	LED VANDY IN STL	-- --
		LED VANDY IN BLK	-- --

## GAME-BY-GAME

DATE	OPPONENT	GS	MIN	FGM/A	FG%	3FG/A	3P%	FTM/A	FG%	OFF	DEF	TOT	AVG	PF	AST	T/O	BLK	STL	PTS	AVG
11.4.24	LIPSCOMB		12:44	1-2	.500	0-0	.000	2-2	1.000	1	0	1	1.0	3	0	0	0	0	4	4.0
11.8.24	AUSTIN PEAY		08:06	0-1	.000	0-1	.000	0-0	.000	1	1	2	1.5	2	1	0	0	2	0	2.0
11.14.24	AT SOUTH FLORIDA		01:49	0-0	.000	0-0	.000	0-0	.000	0	0	0	1.0	0	0	0	0	0	0	1.3
11.17.24	BUTLER		03:55	0-1	.000	0-0	.000	0-0	.000	1	0	1	1.0	0	1	0	0	0	0	1.0
11.20.24	HAMPTON		03:57	0-0	.000	0-0	.000	0-0	.000	1	1	2	1.2	0	0	1	0	0	0	0.8
11.22.24	SAMFORD		02:55	0-0	.000	0-0	.000	0-0	.000	0	0	0	1.0	1	0	0	0	0	0	0.7
11.26.24	VS. ARIZONA																			
11.27.24	VS. MICHIGAN ST.																			
12.1.24	APPALACHIAN ST.		05:46	1-1	1.000	1-1	1.000	0-0	.000	0	2	2	1.1	0	1	0	0	1	3	1.0
12.4.24	AT MIAMI																			
12.14.24	EVANSVILLE		06:19	1-1	1.000	0-0	.000	0-0	.000	0	0	0	1.0	0	0	1	0	1	2	1.1
12.19.24	AT DAYTON																			
12.21.24	WEST GEORGIA		10:00	2-3	.667	1-2	.500	1-2	.500	0	2	2	1.1	1	0	0	0	2	6	1.7
12.29.24	ALABAMA A&M		04:01	0-0	.000	0-0	.000	0-0	.000	0	1	1	1.1	0	2	2	0	0	0	1.5
1.2.25	GEORGIA																			
1.5.25	KENTUCKY																			
1.9.25	AT OLE MISS																			
1.13.25	AT LSU																			
1.19.25	TENNESSEE																			
1.23.25	ARKANSAS		04:48	1-2	.500	0-1	.000	0-0	.000	0	1	1	1.1	0	0	2	0	0	2	1.5
1.26.25	AT ALABAMA																			
1.30.25	AT FLORIDA																			
2.2.25	OLE MISS																			
2.6.25	AT TEXAS																			
2.13.25	MISSISSIPPI STATE																			
2.16.25	AT AUBURN																			
2.20.25	AT OKLAHOMA		01:40	0-0	.000	0-0	.000	0-0	.000	0	0	0	1.0	0	0	0	0	0	0	1.4
2.23.25	SOUTH CAROLINA		01:14	0-0	.000	0-0	.000	0-0	.000	0	0	0	0.9	1	0	0	0	0	0	1.3
2.27.25	TEXAS A&M		04:54	0-2	.000	0-1	.000	0-0	.000	1	1	2	1.0	1	0	0	0	0	0	1.2
3.6.25	VS. TENNESSEE																			
<b>TOTAL</b>		<b>0</b>	<b>77:54</b>	<b>7-14</b>	<b>.500</b>	<b>3-7</b>	<b>.429</b>	<b>3-4</b>	<b>.750</b>	<b>5</b>	<b>9</b>	<b>14</b>	<b>0.9</b>	<b>9</b>	<b>6</b>	<b>6</b>	<b>0</b>	<b>6</b>	<b>20</b>	<b>1.3</b>

## CAREER STATS

YEAR	GP	GS	MIN	AVG	FG	FGA	PCT	3FG	3FGA	3PCT	FT	FTA	PCT	OFF	DEF	TOT	AVG	PF	FO	AST	TO	BLK	STL	PTS	AVG
2022-23	30	22	637	21.3	44	150	.293	32	105	.305	12	14	.857	13	19	32	1.1	35	0	24	44	1	14	132	4.4
2023-24	19	0	128	6.7	3	20	.150	2	16	.125	4	6	.667	2	9	11	0.6	12	0	7	6	0	2	12	0.6
2024-25	15	0	78	5.2	7	14	.500	3	7	.429	3	4	.750	5	9	14	0.9	9	0	6	6	0	6	20	1.3
<b>CAREER</b>	<b>64</b>	<b>22</b>	<b>843</b>	<b>13.2</b>	<b>54</b>	<b>184</b>	<b>.293</b>	<b>37</b>	<b>128</b>	<b>.289</b>	<b>19</b>	<b>24</b>	<b>.792</b>	<b>20</b>	<b>37</b>	<b>57</b>	<b>0.9</b>	<b>56</b>	<b>0</b>	<b>37</b>	<b>56</b>	<b>1</b>	<b>22</b>	<b>164</b>	<b>2.6</b>





# 4 MADISON GREENE

@mad1son\_O4  
@Mad1son\_O4

G // 5-6 // So. // Columbus, Ohio (Pickerington Central HS)

## SEASON HIGHS

Points // 25, at Dayton (12/19/24)  
 FG Made // 7 (2x), Last: at Dayton (12/19/24)  
 FG Attempts // 14, at Dayton (12/19/24)  
 3-Pt Made // 5, at South Florida (11/14/24)  
 3-Pt Attempt // 8, at South Florida (11/14/24)  
 FT Made // 8, at Dayton (12/19/24)  
 FT Attempt // 10, at Dayton (12/19/24)  
 Rebounds // 6, Alabama A&M (12/29/24)  
 Assists // 6, Samford (11/22/24)  
 Steals // 6, Lipscomb (11/4/24)  
 Blocks // 1, Austin Peay (11/8/24)  
 Minutes // 41, Mississippi State (02/13/25)

## CAREER HIGHS

Points // 25, at Dayton (12/19/24)  
 FG Made // 7 (2x), Last: at Dayton (12/19/24)  
 FG Attempts // 14, at Dayton (12/19/24)  
 3-Pt Made // 5, at South Florida (11/14/24)  
 3-Pt Attempt // 8, at South Florida (11/14/24)  
 FT Made // 8, at Dayton (12/19/24)  
 FT Attempt // 10, at Dayton (12/19/24)  
 Rebounds // 6, Alabama A&M (12/29/24)  
 Assists // 6, Samford (11/22/24)  
 Steals // 6, Lipscomb (11/4/24)  
 Blocks // 1, Austin Peay (11/8/24)  
 Minutes // 41, Mississippi State (02/13/25)

- Leads the team in points off the bench at 7.7 ppg in 27 games
- Scored a career-high 25 pts in a reserve role at Dayton (Dec. 19)
- Made her first career start at South Fla. (Nov. 14) and scored 15 pts with a career-best five 3-pt FG made
- Tallied double-digit pts off the bench in eight games
- First Dore since 2018 to score 25 pts off the bench (at Dayton - 12.19)
- Led the Dores in points off the bench in 15 games this season

	24-25 CAREER		24-25 CAREER	
10+ POINTS	10	13	3+ STEALS	4
15+ POINTS	4	5	2+ BLOCKS	--
20+ POINTS	1	1	DOUBLE-DOUBLES	--
30+ POINTS	--	--	LED VANDY IN PTS	1
MADE 3+ 3-PT FG	3	4	LED VANDY IN REB	--
10+ REBS	--	--	LED VANDY IN AST	2
3+ ASSISTS	5	6	LED VANDY IN STL	3
			LED VANDY IN BLK	--

## GAME-BY-GAME

DATE	OPPONENT	GS	MIN	FGM/A	FG%	3FG/A	3P%	FTM/A	FG%	OFF	DEF	TOT	AVG	PF	AST	T/O	BLK	STL	PTS	AVG
11.4.24	LIPSCOMB		28:25	6-10	.600	0-1	.000	2-2	1.000	0	5	5	5.0	2	4	4	0	6	14	14.0
11.8.24	AUSTIN PEAY		30:15	3-10	.300	1-1	1.000	6-6	1.000	1	3	4	4.5	2	3	2	1	2	13	13.5
11.14.24	AT SOUTH FLORIDA *		37:10	5-9	.556	5-8	.625	0-0	.000	2	2	4	4.3	1	1	3	0	1	15	14.0
11.17.24	BUTLER	*	20:20	0-2	.000	0-2	.000	0-0	.000	0	2	2	3.8	3	1	5	0	3	0	10.5
11.20.24	HAMPTON		22:50	4-6	.667	1-2	.500	2-2	1.000	0	2	2	3.4	3	1	1	0	1	11	10.6
11.22.24	SAMFORD		27:01	7-9	.778	0-0	.000	2-2	1.000	1	3	4	3.5	3	6	2	0	1	16	11.5
11.26.24	VS. ARIZONA	*	18:04	1-4	.250	0-2	.000	1-2	.500	2	1	3	3.4	2	0	4	0	0	3	10.3
11.27.24	VS. MICHIGAN ST.	*	28:38	2-8	.250	0-2	.000	0-0	.000	0	1	1	3.1	3	1	2	0	2	4	9.5
12.1.24	APPALACHIAN ST.		16:07	2-8	.250	1-5	.200	1-1	1.000	0	2	2	3.0	2	1	2	0	0	6	9.1
12.4.24	AT MIAMI		19:50	3-4	.750	1-1	1.000	0-0	.000	0	0	0	2.7	1	3	1	0	0	7	8.9
12.14.24	EVANSVILLE		21:51	1-5	.200	0-2	.000	2-2	1.000	1	2	3	2.7	1	1	0	0	3	4	8.5
12.19.24	AT DAYTON		31:31	7-14	.500	3-7	.429	8-10	.800	3	2	5	2.9	2	1	0	0	3	25	9.8
12.21.24	WEST GEORGIA		11:26	0-6	.000	0-1	.000	2-2	1.000	2	1	3	2.9	0	1	0	0	1	2	9.2
12.29.24	ALABAMA A&M		24:12	5-7	.714	1-3	.333	1-2	.500	1	5	6	3.1	0	2	3	0	1	12	9.4
1.2.25	GEORGIA		19:24	2-6	.333	1-2	.500	5-5	1.000	0	1	1	3.0	0	1	2	0	0	10	9.5
1.5.25	KENTUCKY		18:51	1-4	.250	0-1	.000	1-1	1.000	0	1	1	2.9	2	1	0	0	0	3	9.1
1.9.25	AT OLE MISS		20:22	2-5	.400	0-2	.000	5-6	.833	1	2	3	2.9	1	4	5	0	2	9	9.1
1.13.25	AT LSU		18:32	1-4	.250	0-2	.000	0-0	.000	0	2	2	2.8	4	1	1	0	0	2	8.7
1.19.25	TENNESSEE		22:04	2-6	.333	0-1	.000	0-0	.000	0	2	2	2.8	3	1	1	0	1	4	8.4
1.23.25	ARKANSAS		19:15	4-6	.667	2-2	1.000	0-0	.000	0	1	1	2.7	4	2	0	0	1	10	8.5
1.26.25	AT ALABAMA		06:23	0-1	.000	0-1	.000	0-0	.000	0	0	0	2.6	2	0	2	0	0	0	8.1
1.30.25	AT FLORIDA		19:16	2-3	.667	1-1	1.000	0-0	.000	0	2	2	2.5	3	0	1	0	1	5	8.0
2.2.25	OLE MISS		11:09	2-4	.500	1-2	.500	0-0	.000	1	1	2	2.5	0	0	2	0	0	5	7.8
2.6.25	AT TEXAS		12:25	0-2	.000	0-1	.000	0-0	.000	0	0	0	2.4	0	0	0	0	1	0	7.5
2.13.25	MISSISSIPPI STATE		41:08	6-11	.545	4-7	.571	1-2	.500	1	1	2	2.4	2	0	1	0	0	17	7.9
2.16.25	AT AUBURN		25:34	2-5	.400	1-3	.333	1-2	.500	1	2	3	2.4	2	1	2	0	2	6	7.8
2.20.25	AT OKLAHOMA		20:06	1-2	.500	0-1	.000	2-2	1.000	1	2	3	2.4	3	1	0	0	2	4	7.7
2.23.25	SOUTH CAROLINA		27:05	0-5	.000	0-3	.000	2-4	.500	0	0	0	2.4	2	2	3	0	2	2	7.5
2.27.25	TEXAS A&M		21:32	2-8	.250	1-4	.250	0-0	.000	0	1	1	2.3	1	2	1	0	2	5	7.4
3.2.25	AT MISSOURI		15:53	4-5	.800	1-1	1.000	0-0	.000	0	2	2	2.3	2	0	3	0	2	9	7.4
3.6.25	VS. TENNESSEE		05:38	1-1	1.000	0-0	.000	0-0	.000	0	1	1	2.3	1	0	2	0	0	2	7.3
<b>TOTAL</b>		<b>4</b>	<b>662:17</b>	<b>78-180</b>	<b>.433</b>	<b>25-71</b>	<b>.352</b>	<b>44-53</b>	<b>.830</b>	<b>18</b>	<b>52</b>	<b>70</b>	<b>2.3</b>	<b>57</b>	<b>42</b>	<b>55</b>	<b>1</b>	<b>40</b>	<b>225</b>	<b>7.3</b>

## CAREER STATS

YEAR	GP	GS	MIN	AVG	FG	FGA	PCT	3FG	3FGA	3PCT	FT	FTA	PCT	OFF	DEF	TOT	AVG	PF	FO	AST	TO	BLK	STL	PTS	AVG
2023-24	11	0	217	19.7	31	73	.425	10	28	.357	4	6	.667	5	11	16	1.5	22	0	13	14	0	15	76	6.9
2024-25	31	4	662	21.4	78	180	.433	25	71	.352	44	53	.830	18	52	70	2.3	57	0	42	55	1	40	225	7.3
<b>CAREER</b>	<b>42</b>	<b>4</b>	<b>879</b>	<b>20.9</b>	<b>109</b>	<b>253</b>	<b>.431</b>	<b>35</b>	<b>99</b>	<b>.354</b>	<b>48</b>	<b>59</b>	<b>.814</b>	<b>23</b>	<b>63</b>	<b>86</b>	<b>2.0</b>	<b>79</b>	<b>0</b>	<b>55</b>	<b>69</b>	<b>1</b>	<b>55</b>	<b>301</b>	<b>7.2</b>



# 5 LEILANI KAPINUS

@leilani\_kapinus  
 @leilani\_kapinus  
 @leilani\_kapinus

**G // 5-10 // Gr. // Madison, Wis. (Penn State)****SEASON HIGHS**

Points // 11, Samford (11/22/24)  
 FG Made // 5, Evansville (12/14/24)  
 FG Attempts // 9 (3x), Last: at Alabama (01/26/25)  
 3-Pt Made // 2, Appalachian State (12/1/24)  
 3-Pt Attempt // 4, Samford (11/22/24)  
 FT Made // 5, vs. Arizona (11/26/24)  
 FT Attempt // 6, vs. Arizona (11/26/24)  
 Rebounds // 11, Evansville (12/14/24)  
 Assists // 6, Samford (11/22/24)  
 Steals // 6, Arkansas (01/23/25)  
 Blocks // 2 (2x), vs. Arizona (11/26/24)  
 Minutes // 26, Samford (11/22/24)

**CAREER HIGHS**

Points // 25, vs. Saint Francis (Pa.) (12/17/23)  
 FG Made // 10, Navy (11/10/23)  
 FG Attempts // 18, at Rutgers (02/13/22)  
 3-Pt Made // 3 (2x), Last: vs. Iowa (03/08/24)  
 3-Pt Attempt // 6, vs. Iowa (03/08/24)  
 FT Made // 9, vs. Rutgers (03/02/22)  
 FT Attempt // 12, at Iowa (01/14/23)  
 Rebounds // 15, George Mason (03/21/24)  
 Assists // 6 (2x), Last: Samford (11/22/24)  
 Steals // 9, Fairfield (11/11/22)  
 Blocks // 5, vs. Mississippi State (03/28/24)  
 Minutes // 41, at Rutgers (01/26/23)

- Scored 1,156 career collegiate points in 125 games
- Collected two double-doubles this season  
11 pts, 10 reb vs. Samford (Nov. 22) & 10 pts, 11 reb vs. Evansville (Dec. 14)
- Comes to Vanderbilt after a being a three-year starter at Penn State
- Scored 1,029 points, pulled down 610 rebounds, and dished out 210 assists in three seasons with the Nittany Lions
- Ranks ninth in Penn State history in steals per game (2.4) and blocks per game (1.1)

SUPERLATIVES		24-25 CAREER		SUPERLATIVES		24-25 CAREER	
10+ POINTS	3	62	3+ STEALS	9	46		
15+ POINTS	--	24	2+ BLOCKS	2	29		
20+ POINTS	--	6	DOUBLE-DOUBLES	2	14		
30+ POINTS	--	--	LED VANDY IN PTS	--	--		
MADE 3+ 3-PT FG	--	2	LED VANDY IN REB	2	2		
10+ REBS	2	16	LED VANDY IN AST	4	4		
3+ ASSISTS	4	45	LED VANDY IN STL	3	3		
			LED VANDY IN BLK	6	6		

**GAME-BY-GAME**

DATE	OPPONENT	GS	MIN	FGM/A	FG%	3FG/A	3P%	FTM/A	FG%	OFF	DEF	TOT	AVG	PF	AST	T/O	BLK	STL	PTS	AVG	
11.4.24	LIPSCOMB																				
DNP - INJURY																					
11.8.24	AUSTIN PEAY		21:15	3-8	.375	0-1	.000	1-1	1.000	2	4	6	6.0	1	1	2	2	1	7	7.0	
11.14.24	AT SOUTH FLORIDA		10:59	0-2	.000	0-1	.000	0-0	.000	0	0	0	3.0	2	0	1	0	0	0	3.5	
11.17.24	BUTLER		19:58	2-3	.667	0-0	.000	0-0	.000	0	0	0	2.0	1	2	2	1	3	4	3.7	
11.20.24	HAMPTON		17:23	3-4	.750	1-1	1.000	2-2	1.000	2	0	2	2.0	2	5	1	0	2	9	5.0	
11.22.24	SAMFORD		25:43	4-9	.444	1-4	.250	2-4	.500	7	3	10	3.6	2	6	1	1	4	11	6.2	
11.26.24	VS. ARIZONA		25:22	1-3	.333	0-1	.000	5-6	.833	1	2	3	3.5	2	1	0	2	3	7	6.3	
11.27.24	VS. MICHIGAN ST.		19:53	0-1	.000	0-0	.000	1-2	.500	0	3	3	3.4	1	1	1	1	2	1	5.6	
12.1.24	APPALACHIAN ST.		17:12	2-4	.500	2-3	.667	0-0	.000	2	5	7	3.9	2	3	0	0	3	6	5.6	
12.4.24	AT MIAMI		23:32	3-7	.429	0-1	.000	2-3	.667	3	1	4	3.9	4	2	0	0	1	8	5.9	
12.14.24	EVANSVILLE		22:19	5-9	.556	0-1	.000	0-0	.000	6	5	11	4.6	1	2	2	0	5	10	6.3	
12.19.24	AT DAYTON		11:25	0-3	.000	0-1	.000	0-0	.000	0	0	0	4.2	1	0	1	0	1	0	5.7	
12.21.24	WEST GEORGIA		23:40	4-7	.571	1-3	.333	1-1	1.000	0	1	1	3.9	3	4	2	1	1	10	6.1	
12.29.24	ALABAMA A&M		18:30	1-1	1.000	0-0	.000	0-0	.000	1	1	2	3.8	1	3	2	0	0	2	5.8	
1.2.25	GEORGIA		05:33	0-2	.000	0-2	.000	0-0	.000	1	0	1	3.6	0	0	1	0	0	0	5.4	
1.5.25	KENTUCKY		12:60	0-1	.000	0-1	.000	0-0	.000	0	2	2	3.5	1	0	1	0	0	0	5.0	
1.9.25	AT OLE MISS		17:37	1-2	.500	0-0	.000	0-1	.000	1	2	3	3.4	3	0	3	0	0	2	4.8	
1.13.25	AT LSU		11:12	0-0	.000	0-0	.000	2-2	1.000	1	1	2	3.4	4	1	1	0	0	2	4.6	
1.19.25	TENNESSEE		19:36	1-3	.333	0-1	.000	0-0	.000	2	3	5	3.4	1	2	0	1	0	2	4.5	
1.23.25	ARKANSAS		18:56	2-4	.500	1-2	.500	0-0	.000	2	4	6	3.6	1	3	2	1	6	5	4.5	
1.26.25	AT ALABAMA		20:59	4-9	.444	0-1	.000	0-0	.000	4	1	5	3.7	1	2	0	0	4	8	4.7	
1.30.25	AT FLORIDA		21:03	1-1	1.000	0-0	.000	0-0	.000	0	2	2	3.6	1	0	0	0	2	2	4.6	
2.2.25	OLE MISS		20:17	1-2	.500	0-0	.000	1-2	.500	0	2	2	3.5	3	0	0	0	1	3	4.5	
2.6.25	AT TEXAS		12:54	0-0	.000	0-0	.000	0-0	.000	1	1	2	3.4	4	0	1	0	0	0	4.3	
2.13.25	MISSISSIPPI STATE		09:06	0-1	.000	0-0	.000	2-2	1.000	0	2	2	3.4	1	0	2	1	2	2	4.2	
2.16.25	AT AUBURN		21:54	1-1	1.000	0-0	.000	2-2	1.000	0	2	2	3.3	3	2	2	1	1	4	4.2	
2.20.25	AT OKLAHOMA		23:36	1-5	.200	1-2	.500	0-0	.000	1	3	4	3.3	3	1	2	0	4	3	4.2	
2.23.25	SOUTH CAROLINA *		32:40	2-6	.333	0-1	.000	1-2	.500	4	3	7	3.5	3	2	0	0	0	5	4.2	
2.27.25	TEXAS A&M		21:29	2-5	.400	0-1	.000	0-0	.000	3	3	6	3.6	4	2	1	0	2	4	4.2	
3.2.25	AT MISSOURI		22:06	2-3	.667	0-1	.000	0-0	.000	1	3	4	3.6	1	0	0	0	3	4	4.2	
3.6.25	VS. TENNESSEE		12:30	2-3	.667	0-0	.000	2-2	1.000	0	3	3	3.6	0	0	0	1	2	6	4.2	
<b>TOTAL</b>		<b>1</b>	<b>561:41</b>	<b>48-109</b>	<b>.440</b>	<b>7-29</b>	<b>.241</b>	<b>24-32</b>	<b>.750</b>	<b>45</b>	<b>62</b>	<b>107</b>	<b>3.6</b>	<b>57</b>	<b>45</b>	<b>31</b>	<b>13</b>	<b>53</b>	<b>127</b>	<b>4.2</b>	

**CAREER STATS**

YEAR	GP	GS	MIN	AVG	FG	FGA	PCT	3FG	3FGA	3PCT	FT	FTA	PCT	OFF	DEF	TOT	AVG	PF	FO	AST	TO	BLK	STL	PTS	AVG
2020-21*														MISSED SEASON DUE TO INJURY											
2021-22*	29	29	746	25.7	104	242	.430	13	56	.232	57	85	.671	45	120	165	5.7	85	2	46	74	33	59	278	9.6
2022-22*	31	31	930	30.0	126	288	.438	10	54	.185	86	129	.667	53	155	208	6.7	98	7	90	111	31	97	348	11.2
2023-24*	35	34	921	26.3	156	269	.580	25	61	.410	66	103	.641	43	194	237	6.8	105	6	74	89	45	72	403	11.5
2024-25	30	1	562	18.7	48	109	.440	7	29	.241	24	3	.750	45	62	107	3.6	57	0	45	31	13	53	127	4.2
<b>VANDY</b>	<b>130</b>	<b>1</b>	<b>562</b>	<b>18.7</b>	<b>48</b>	<b>109</b>	<b>.440</b>	<b>7</b>	<b>29</b>	<b>.241</b>	<b>24</b>	<b>3</b>	<b>.750</b>	<b>45</b>	<b>62</b>	<b>107</b>	<b>3.6</b>	<b>57</b>	<b>0</b>	<b>45</b>	<b>31</b>	<b>13</b>	<b>53</b>	<b>127</b>	<b>4.2</b>
<b>CAREER</b>	<b>205</b>	<b>95</b>	<b>3159</b>	<b>25.3</b>	<b>434</b>	<b>908</b>	<b>.478</b>	<b>55</b>	<b>200</b>	<b>.275</b>	<b>233</b>	<b>349</b>	<b>.668</b>	<b>186</b>	<b>531</b>	<b>717</b>	<b>5.7</b>	<b>345</b>	<b>15</b>	<b>255</b>	<b>305</b>	<b>122</b>	<b>281</b>	<b>1156</b>	<b>9.2</b>

\* at Penn State



# 10 JANE NWABA

@jane11nwaba  
@jane11nwaba  
@janenwaba

G // 5-10 // Gr. // Carson, Calif. (Pepperdine)

## SEASON HIGHS

Points // 13, Arkansas (01/23/25)  
 FG Made // 5, Arkansas (01/23/25)  
 FG Attempts // 10, Austin Peay (11/8/24)  
 3-Pt Made // 3 (2x), Last: Arkansas (01/23/25)  
 3-Pt Attempt // 4 (2x), Last: Arkansas (01/23/25)  
 FT Made // 3 (2x), Last: Kentucky (01/05/25)  
 FT Attempt // 4 (2x), Last: at Texas (02/06/25)  
 Rebounds // 6 (32x), Last: vs. Tennessee (03/06/25)  
 Assists // 3, Lipscomb (11/4/24)  
 Steals // 3, at LSU (01/13/25)  
 Blocks // 3, Hampton (11/20/24)  
 Minutes // 27, Georgia (01/02/25)

## CAREER HIGHS

Points // 22, San Francisco (02/01/24)  
 FG Made // 8, San Francisco (02/01/24)  
 FG Attempts // 18, Pacific (02/22/24)  
 3-Pt Made // 3 (2x), Last: Butler (11/17/24)  
 3-Pt Attempt // 7, at Saint Mary's (01/07/23)  
 FT Made // 8, Gonzaga (12/29/22)  
 FT Attempt // 12, Cal State LA (12/29/23)  
 Rebounds // 12 (3x), Last: at LMU (01/27/24)  
 Assists // 8, at San Francisco (02/01/24)  
 Steals // 4, Cal State LA (12/29/23)  
 Blocks // 3, Hampton (11/20/24)  
 Minutes // 40 (2x), Last: Gonzaga (02/24/24)

- Made 29 starts for the Commodores this season
- Scored a season-high 13 pts vs. Arkansas (Jan. 23)
- Played four seasons at Pepperdine
- Collected 11 career double-doubles, with nine coming during '23-24
- Averaged 10.0 pts, 6.9 reb, 2.6 ast her the last 2 seasons at Pepperdine
- Appeared in 135 games with 92 starts in her collegiate career

SUPERLATIVES		24-25 CAREER		SUPERLATIVES		24-25 CAREER	
10+ POINTS	3	39	3+ STEALS	1	9		
15+ POINTS	--	9	2+ BLOCKS	2	10		
20+ POINTS	--	1	DOUBLE-DOUBLES	--	11		
30+ POINTS	--	--	LED VANDY IN PTS	--	--		
MADE 3+ 3-PT FG	2	3	LED VANDY IN REB	--	--		
10+ REBS	--	14	LED VANDY IN AST	--	--		
3+ ASSISTS	2	32	LED VANDY IN STL	2	2		
			LED VANDY IN BLK	3	3		

## GAME-BY-GAME

DATE	OPPONENT	GS	MIN	FGM/A	FG%	3FG/A	3P%	FTM/A	FG%	OFF	DEF	TOT	AVG	PF	AST	T/O	BLK	STL	PTS	AVG	
11.4.24	LIPSCOMB	*	22:39	3-4	.750	0-0	.000	0-0	.000	1	5	6	6.0	2	3	1	0	1	6	6.0	
11.8.24	AUSTIN PEAY	*	20:30	4-10	.400	0-2	.000	1-1	1.000	3	0	3	4.5	1	2	0	2	2	9	7.5	
11.14.24	AT SOUTH FLORIDA	*	22:54	2-7	.286	0-2	.000	0-0	.000	0	3	3	4.0	1	1	1	0	1	4	6.3	
11.17.24	BUTLER	*	25:51	3-4	.750	3-3	1.000	0-0	.000	2	2	4	4.0	2	1	2	1	1	9	7.0	
11.20.24	HAMPTON	*	15:51	3-5	.600	0-2	.000	2-2	1.000	0	1	1	3.4	0	1	2	3	1	8	7.2	
11.22.24	SAMFORD	*	13:59	3-5	.600	0-0	.000	2-3	.667	2	1	3	3.3	1	0	0	0	1	8	7.3	
11.26.24	VS. ARIZONA		03:30	0-0	.000	0-0	.000	1-2	.500	0	0	0	2.9	1	0	1	0	0	1	6.4	
11.27.24	VS. MICHIGAN ST.		02:41	0-0	.000	0-0	.000	0-0	.000	0	0	0	2.5	0	0	1	0	0	0	5.6	
12.4.24	APPALACHIAN ST.	*	22:12	4-5	.800	2-2	1.000	2-2	1.000	2	3	5	2.8	1	1	0	1	2	12	6.3	
12.1.24	AT MIAMI	*	09:01	1-3	.333	0-2	.000	0-0	.000	1	0	1	2.6	2	1	0	0	0	2	5.9	
12.14.24	EVANSVILLE	*	15:30	1-5	.200	0-3	.000	0-0	.000	1	0	1	2.5	0	2	0	0	1	2	5.5	
12.19.24	AT DAYTON	*	11:38	1-2	.500	0-1	.000	1-1	1.000	1	1	2	2.4	0	0	0	0	0	3	5.3	
12.21.24	WEST GEORGIA	*	15:03	2-2	1.000	1-1	1.000	0-0	.000	1	1	2	2.4	1	1	1	0	1	5	5.3	
12.29.24	ALABAMA A&M	*	18:31	3-4	.750	0-1	.000	3-3	1.000	1	2	3	2.4	2	2	1	0	0	9	5.6	
1.2.25	GEORGIA	*	26:49	3-8	.375	2-4	.500	2-2	1.000	1	3	4	2.5	2	4	2	0	0	10	5.9	
1.5.25	KENTUCKY	*	16:29	1-5	.200	1-3	.333	3-4	.750	3	1	4	2.6	3	0	0	0	0	6	5.9	
1.9.25	AT OLE MISS	*	10:43	1-1	1.000	0-0	.000	0-0	.000	0	0	0	2.5	0	0	1	0	1	2	5.6	
1.13.25	AT LSU	*	17:47	1-3	.333	0-0	.000	2-2	1.000	0	1	1	2.4	3	2	1	0	3	4	5.6	
1.19.25	TENNESSEE	*	14:11	1-5	.200	0-1	.000	0-0	.000	2	4	6	2.6	2	1	1	0	1	2	5.4	
1.23.25	ARKANSAS	*	18:29	5-8	.625	3-4	.750	0-0	.000	1	1	2	2.6	1	0	0	0	2	13	5.8	
1.26.25	AT ALABAMA	*	16:40	2-3	.667	1-1	1.000	0-2	.000	2	0	2	2.5	0	0	0	0	0	5	5.7	
1.30.25	AT FLORIDA	*	08:00	0-1	.000	0-1	.000	0-0	.000	1	0	1	2.5	1	1	0	0	1	0	5.5	
2.2.25	OLE MISS	*	08:52	0-0	.000	0-0	.000	0-0	.000	0	1	1	2.4	1	1	1	0	0	0	5.2	
2.6.25	AT TEXAS	*	18:15	0-4	.000	0-1	.000	2-4	.500	2	1	3	2.4	1	0	1	0	0	2	5.1	
2.13.25	MISSISSIPPI STATE	*	05:57	0-1	.000	0-1	.000	0-0	.000	1	1	2	2.4	0	1	0	0	0	0	4.9	
2.16.25	AT AUBURN	*	10:14	0-1	.000	0-0	.000	0-0	.000	1	1	2	2.4	3	0	1	0	0	0	4.7	
2.20.25	AT OKLAHOMA	*	19:15	2-3	.667	2-2	1.000	0-0	.000	0	2	2	2.4	1	1	1	0	2	6	4.7	
2.23.25	SOUTH CAROLINA	*	05:27	0-0	.000	0-0	.000	0-0	.000	0	1	1	2.3	1	0	0	0	0	0	4.6	
2.27.25	TEXAS A&M	*	13:10	1-4	.250	1-3	.333	2-2	1.000	2	1	3	2.3	1	1	0	0	0	5	4.6	
3.2.25	AT MISSOURI	*	06:31	2-3	.667	1-2	.500	0-0	.000	1	0	1	2.3	0	0	0	0	0	5	4.6	
3.6.25	VS. TENNESSEE	*	27:51	3-7	.429	1-3	.333	0-0	.000	3	3	6	2.4	1	1	0	0	0	7	4.7	
<b>TOTAL</b>			<b>29</b>	<b>464:27</b>	<b>52-113</b>	<b>.460</b>	<b>18-45</b>	<b>.400</b>	<b>23-30</b>	<b>.767</b>	<b>35</b>	<b>40</b>	<b>75</b>	<b>2.4</b>	<b>35</b>	<b>28</b>	<b>19</b>	<b>7</b>	<b>21</b>	<b>145</b>	<b>4.7</b>

## CAREER STATS

YEAR	GP	GS	MIN	AVG	FG	FGA	PCT	3FG	3FGA	3PCT	FT	FTA	PCT	OFF	DEF	TOT	AVG	PF	FO	AST	TO	BLK	STL	PTS	AVG
2020-21*	23	1	335	14.6	35	76	.461	0	3	.000	10	25	.400	35	42	77	3.3	27	0	12	24	5	19	80	3.5
2021-22*	23	4	364	15.8	45	100	.450	5	24	.208	17	23	.739	26	51	77	3.3	51	4	21	27	10	16	112	4.9
2022-22*	29	29	920	31.7	95	244	.389	18	69	.261	61	94	.649	79	98	177	6.1	76	2	70	65	10	28	269	9.3
2023-24*	30	30	930	31.0	131	314	.417	12	54	.222	47	84	.560	79	149	228	7.6	74	1	84	122	19	39	321	10.7
2024-25	31	29	464	15.0	52	113	.460	18	45	.400	23	30	.767	35	40	75	2.4	35	0	28	19	7	21	145	4.7
<b>VANDY</b>	<b>31</b>	<b>29</b>	<b>464</b>	<b>15.0</b>	<b>52</b>	<b>113</b>	<b>.460</b>	<b>18</b>	<b>45</b>	<b>.400</b>	<b>23</b>	<b>30</b>	<b>.767</b>	<b>35</b>	<b>40</b>	<b>75</b>	<b>2.4</b>	<b>35</b>	<b>0</b>	<b>28</b>	<b>19</b>	<b>7</b>	<b>21</b>	<b>145</b>	<b>4.7</b>
<b>CAREER</b>	<b>136</b>	<b>93</b>	<b>3014</b>	<b>22.2</b>	<b>358</b>	<b>847</b>	<b>.423</b>	<b>53</b>	<b>195</b>	<b>.272</b>	<b>158</b>	<b>256</b>	<b>.617</b>	<b>254</b>	<b>380</b>	<b>634</b>	<b>4.7</b>	<b>263</b>	<b>7</b>	<b>215</b>	<b>257</b>	<b>51</b>	<b>123</b>	<b>927</b>	<b>6.8</b>

\* at Pepperdine



# 11 JORDYN OLIVER

@jordynoliver11  
@jordynoliver11  
@jordynoliver11

G // 5-10 // Gr. // Prosper, Texas (Baylor • Duke)

## SEASON HIGHS

Points // 10, vs. Michigan St. (11/27/24)  
FG Made // 5, vs. Michigan St. (11/27/24)  
FG Attempts // 10, Samford (11/22/24)  
3-Pt Made // --  
3-Pt Attempt // --  
FT Made // 2 (3x), Last: at Oklahoma (02/20/25)  
FT Attempt // 2 (7x), Last: at Oklahoma (02/20/25)  
Rebounds // 10, Georgia (01/02/24)  
Assists // 11, Georgia (01/02/24)  
Steals // 6, at Auburn (02/16/25)  
Blocks // 3 (2x), Last: West Georgia (12/21/24)  
Minutes // 40, vs. Tennessee (03/06/25)

## CAREER HIGHS

Points // 15 (2x), Last: Western Kentucky (11/15/23)  
FG Made // 7, Western Kentucky (11/15/23)  
FG Attempts // 11, vs. Jackson State (03/21/21)  
3-Pt Made // 1 (3x), Last: Northern Iowa (11/25/23)  
3-Pt Attempt // 2 (2x), Last: at Kansas (01/15/20)  
FT Made // 4, Grambling State (11/08/19)  
FT Attempt // 6, Grambling State (11/08/19)  
Rebounds // 11 (2x), Last: Northern Iowa (11/25/23)  
Assists // 11, Georgia (01/02/24)  
Steals // 6, at Auburn (02/16/25)  
Blocks // 3 (3x), Last: West Georgia (12/21/24)  
Minutes // 40, vs. Tennessee (03/06/25)

- Ranks 19th in NCAA in assist-to-turnover ratio at 2.55
- Collected a double-double w/ 11 ast & 10 reb vs. Georgia (Jan. 2)
- First Dore to post a double-double via ast & reb since 1999-00
- Only player to start every game this season
- Started in 54 of the 63 games she has played in at Vanderbilt
- Spent two seasons at Baylor ('19-21) then two years at Duke ('21-23)
- ESPN 5-Star Recruit & McDonald's All-American ('19)

SUPERLATIVES	24-25 CAREER	SUPERLATIVES	24-25 CAREER
10+ POINTS	1	11	
15+ POINTS	--	2	
20+ POINTS	--	--	
30+ POINTS	--	--	
MADE 3+ 3-PT FG	--	--	
10+ REBS	1	4	
3+ ASSISTS	20	61	
		3+ STEALS	9
		2+ BLOCKS	2
		DOUBLE-DOUBLES	--
		LED VANDY IN PTS	--
		LED VANDY IN REB	4
		LED VANDY IN AST	12
		LED VANDY IN STL	5
		LED VANDY IN BLK	6

## GAME-BY-GAME

DATE	OPPONENT	GS	MIN	FGM/A	FG%	3FG/A	3P%	FTM/A	FG%	OFF	DEF	TOT	AVG	PF	AST	T/O	BLK	STL	PTS	AVG
11.4.24	LIPSCOMB	*	19:02	1-2	.500	0-0	.000	0-0	.000	3	1	4	4.0	1	2	2	0	0	2	2.0
11.8.24	AUSTIN PEAY	*	23:00	1-4	.250	0-0	.000	2-2	1.000	2	5	7	5.5	1	2	1	0	0	4	3.0
11.14.24	AT SOUTH FLORIDA	*	29:24	2-7	.286	0-0	.000	0-0	.000	4	3	7	6.0	1	3	1	0	2	4	3.3
11.17.24	BUTLER	*	32:48	1-3	.333	0-0	.000	0-0	.000	1	2	3	5.3	2	6	1	0	2	2	3.0
11.20.24	HAMPTON	*	18:18	2-4	.500	0-0	.000	0-0	.000	2	1	3	4.8	0	3	1	0	0	4	3.2
11.22.24	SAMFORD	*	24:30	3-10	.300	0-0	.000	1-2	.500	3	4	7	5.2	1	3	0	0	1	7	3.8
11.26.24	VS. ARIZONA	*	36:55	1-4	.250	0-0	.000	0-0	.000	4	4	8	5.6	1	0	3	0	2	2	3.6
11.27.24	VS. MICHIGAN ST.	*	37:19	5-7	.714	0-0	.000	0-0	.000	2	4	6	5.6	2	4	3	1	3	10	4.4
12.1.24	APPALACHIAN ST.	*	19:48	3-4	.750	0-0	.000	2-2	1.000	2	1	3	5.3	0	4	0	0	0	8	4.8
12.4.24	AT MIAMI	*	37:06	1-3	.333	0-0	.000	0-0	.000	3	6	9	5.7	0	4	2	0	0	2	4.5
12.14.24	EVANSVILLE	*	24:38	3-4	.750	0-0	.000	0-0	.000	2	2	4	5.5	2	1	2	0	3	6	4.6
12.19.24	AT DAYTON	*	38:20	2-4	.500	0-0	.000	2-2	1.000	3	2	5	5.5	2	7	1	3	1	6	4.8
12.21.24	WEST GEORGIA	*	17:45	0-0	.000	0-0	.000	0-0	.000	1	1	2	5.2	0	2	2	3	4	0	4.4
12.29.24	ALABAMA A&M	*	31:09	2-5	.400	0-0	.000	0-0	.000	1	6	7	5.4	2	8	1	0	3	4	4.4
1.2.25	GEORGIA	*	38:13	2-2	1.000	0-0	.000	0-0	.000	3	7	10	5.7	2	11	1	1	1	4	4.3
1.5.25	KENTUCKY	*	33:16	2-3	.667	0-0	.000	1-1	1.000	3	6	9	5.9	2	3	0	0	1	5	4.4
1.9.25	AT OLE MISS	*	32:40	0-2	.000	0-0	.000	0-0	.000	1	2	3	5.7	0	6	2	0	1	0	4.1
1.13.25	AT LSU	*	33:55	3-3	1.000	0-0	.000	0-0	.000	1	2	3	5.6	1	2	1	0	0	6	4.2
1.19.25	TENNESSEE	*	34:01	1-4	.250	0-1	.000	0-0	.000	0	4	4	5.5	1	2	2	1	1	2	4.1
1.23.25	ARKANSAS	*	26:01	1-3	.333	0-0	.000	0-0	.000	0	4	4	5.4	0	6	2	0	0	2	4.0
1.26.25	AT ALABAMA	*	37:34	0-1	.000	0-0	.000	0-0	.000	2	1	3	5.3	2	2	0	1	4	0	3.8
1.30.25	AT FLORIDA	*	29:37	2-4	.500	0-0	.000	0-0	.000	2	0	2	5.1	2	4	1	0	0	4	3.8
2.2.25	OLE MISS	*	37:37	1-2	.500	0-0	.000	1-2	.500	0	1	1	5.0	1	3	1	0	3	3	3.8
2.6.25	AT TEXAS	*	30:02	0-1	.000	0-0	.000	1-2	.500	1	1	2	4.8	5	4	3	1	4	1	3.7
2.13.25	MISSISSIPPI STATE	*	37:42	4-9	.444	0-0	.000	0-0	.000	2	3	5	4.8	1	2	4	1	0	8	3.8
2.16.25	AT AUBURN	*	35:26	2-2	1.000	0-0	.000	0-0	.000	2	2	4	4.8	3	4	1	0	6	4	3.8
2.20.25	AT OKLAHOMA	*	23:32	3-7	.429	0-0	.000	2-2	1.000	2	2	4	4.8	4	2	1	0	0	8	4.0
2.23.25	SOUTH CAROLINA	*	32:00	2-3	.667	0-0	.000	0-0	.000	1	0	1	4.6	3	1	2	0	3	4	4.0
2.27.25	TEXAS A&M	*	27:01	2-2	1.000	0-0	.000	0-0	.000	0	3	3	4.6	2	4	0	1	2	4	4.0
3.2.25	AT MISSOURI	*	24:01	1-3	.333	0-0	.000	0-0	.000	0	3	3	4.5	2	2	1	0	2	2	3.9
3.6.25	VS. TENNESSEE	*	40:00	2-6	.333	0-0	.000	0-0	.000	3	1	4	4.5	0	5	4	0	2	4	3.9
<b>TOTAL</b>		<b>31</b>	<b>942:39</b>	<b>55-118</b>	<b>.466</b>	<b>0-1</b>	<b>.000</b>	<b>12-15</b>	<b>.800</b>	<b>56</b>	<b>84</b>	<b>140</b>	<b>4.5</b>	<b>46</b>	<b>112</b>	<b>46</b>	<b>13</b>	<b>51</b>	<b>122</b>	<b>3.9</b>

## CAREER STATS

YEAR	GP	GS	MIN	AVG	FG	FGA	PCT	3FG	3FGA	3PCT	FT	FTA	PCT	OFF	DEF	TOT	AVG	PF	FO	AST	TO	BLK	STL	PTS	AVG
2019-20*	23	0	220	9.6	25	62	.403	2	9	.222	13	31	.419	5	33	38	1.7	19	0	54	26	9	9	65	2.8
2020-21*	25	3	279	11.2	42	80	.525	0	0	.000	16	27	.593	25	37	62	2.5	19	0	50	19	8	19	100	4.0
2021-22^	MISSED SEASON DUE TO INJURY																								
2022-23^	33	7	571	17.3	56	121	.463	0	2	.000	12	32	.375	27	89	116	3.5	28	0	63	38	9	31	124	3.8
2023-24	32	23	852	26.6	76	131	.580	1	2	.500	16	26	.615	58	100	158	4.9	42	0	92	47	9	33	169	5.3
2024-25	31	31	943	30.4	55	118	.466	0	1	.000	12	15	.800	56	84	140	4.5	46	1	112	46	13	51	122	3.9
<b>VANDY</b>	<b>63</b>	<b>54</b>	<b>1795</b>	<b>28.5</b>	<b>131</b>	<b>249</b>	<b>.526</b>	<b>1</b>	<b>3</b>	<b>.333</b>	<b>28</b>	<b>4</b>	<b>.683</b>	<b>114</b>	<b>184</b>	<b>298</b>	<b>4.7</b>	<b>88</b>	<b>1</b>	<b>204</b>	<b>93</b>	<b>22</b>	<b>84</b>	<b>291</b>	<b>4.6</b>
<b>CAREER</b>	<b>144</b>	<b>64</b>	<b>2865</b>	<b>19.9</b>	<b>254</b>	<b>512</b>	<b>.496</b>	<b>3</b>	<b>14</b>	<b>.214</b>	<b>69</b>	<b>131</b>	<b>.527</b>	<b>171</b>	<b>343</b>	<b>514</b>	<b>3.6</b>	<b>154</b>	<b>1</b>	<b>371</b>	<b>176</b>	<b>48</b>	<b>143</b>	<b>580</b>	<b>4.0</b>

\*at Baylor ^at Duke



# 12 KHAMIL PIERRE

@khamil.Pierre  
@KhamilPierre

F // 6-2 // So. // Phoenix, Ariz. (Perry HS)

## SEASON HIGHS

Points // 42, Evansville (12/14/24)  
 FG Made // 19, Evansville (12/14/24)  
 FG Attempts // 28, Evansville (12/14/24)  
 3-Pt Made // 1, (3x), Last: at Texas (02/06/25)  
 3-Pt Attempt // 2 (2x), Last: at Texas (02/06/25)  
 FT Made // 12, Tennessee (01/19/25)  
 FT Attempt // 14, Tennessee (01/19/25)  
 Rebounds // 18, Evansville (12/14/24)  
 Assists // 5 (3x), Last: Texas A&M (02/27/25)  
 Steals // 9, Texas A&M (02/27/25)  
 Blocks // 1 (8x), Last: at Missouri (03/02/25)  
 Minutes // 44, Mississippi State (02/13/25)

## CAREER HIGHS

Points // 42, Evansville (12/14/24)  
 FG Made // 19, Evansville (12/14/24)  
 FG Attempts // 28, Evansville (12/14/24)  
 3-Pt Made // 1 (5x), Last: at Texas (02/06/25)  
 3-Pt Attempt // 2 (2x), Last: at Texas (02/06/25)  
 FT Made // 12, Tennessee (01/19/25)  
 FT Attempt // 14, Tennessee (01/19/25)  
 Rebounds // 18, Evansville (12/14/24)  
 Assists // 5 (3x), Last: Texas A&M (02/27/25)  
 Steals // 9, Texas A&M (02/27/25)  
 Blocks // 2 (4x), Last: vs. Florida (03/07/24)  
 Minutes // 44, Mississippi State (02/13/25)

- Naismith Trophy Top 30 Midseason Team
- Third in NCAA Division I in field goals made (258)
- Collected 16 double-doubles which is the 10th-most in NCAA D1
- Increased her scoring average by 11.7 ppg from fresh. to soph. seasons
- Scored a career-record 42 pts vs. Evansville (Dec. 14) to set a then school single-game record, since passed by M. Blakes' 53 pts at Florida
- USBWA National Players of the Week Team (Dec. 17)
- Two-time SEC Player of the Week (Nov. 26 & Dec. 17)

SUPERLATIVES	24-25 CAREER	SUPERLATIVES	24-25 CAREER
10+ POINTS	29 43	3+ STEALS	18 21
15+ POINTS	23 29	2+ BLOCKS	-- 4
20+ POINTS	16 17	DOUBLE-DOUBLES	16 20
30+ POINTS	2 2	LED VANDY IN PTS	13 17
40+ POINTS	1 1	LED VANDY IN REB	27 35
10+ REBS	17 21	LED VANDY IN AST	6 6
3+ ASSISTS	13 15	LED VANDY IN STL	17 17
		LED VANDY IN BLK	5 12

## GAME-BY-GAME

DATE	OPPONENT	GS	MIN	FGM/A	FG%	3FG/A	3P%	FTM/A	FG%	OFF	DEF	TOT	AVG	PF	AST	T/O	BLK	STL	PTS	AVG	
11.4.24	LIPSCOMB	*	23:39	12-17	.706	0-0	.000	1-1	1.000	6	8	14	14.0	4	1	2	0	5	25	25.0	
11.8.24	AUSTIN PEAY	*	18:11	5-9	.556	0-0	.000	3-5	.600	3	7	10	12.0	0	0	2	0	0	13	19.0	
11.14.24	AT SOUTH FLORIDA	*	27:40	8-16	.500	0-1	.000	1-2	.500	2	8	10	11.3	2	0	1	0	1	17	18.3	
11.17.24	BUTLER	*	23:18	9-15	.600	0-1	.000	6-8	.750	2	6	8	10.5	2	3	1	0	4	24	19.8	
11.20.24	HAMPTON	*	27:20	7-14	.500	0-0	.000	1-1	1.000	6	6	12	10.8	2	0	1	0	3	15	18.8	
11.22.24	SAMFORD	*	23:46	10-16	.625	0-0	.000	1-3	.333	4	8	12	11.0	2	1	2	0	4	21	19.2	
11.26.24	VS. ARIZONA	*	36:12	10-18	.556	0-0	.000	5-9	.556	3	12	15	11.6	3	3	5	0	7	25	20.0	
11.27.24	VS. MICHIGAN ST.	*	29:15	8-14	.571	0-0	.000	3-5	.600	4	2	6	10.9	5	4	1	0	4	19	19.9	
12.1.24	APPALACHIAN ST.																				
12.4.24	AT MIAMI	*	35:45	11-17	.647	0-0	.000	6-8	.750	8	5	13	11.1	3	0	3	0	4	28	20.8	
12.14.24	EVANSVILLE	*	32:32	19-28	.679	0-0	.000	4-6	.667	9	9	18	11.8	4	1	1	1	8	42	22.9	
12.19.24	AT DAYTON	*	29:31	7-19	.368	0-0	.000	0-0	.000	5	5	10	11.6	2	5	0	0	4	14	22.1	
12.21.24	WEST GEORGIA	*	22:43	10-15	.667	0-0	.000	3-4	.750	4	6	10	11.5	4	3	1	1	3	23	22.2	
12.29.24	ALABAMA A&M	*	29:22	13-19	.684	0-0	.000	3-5	.600	5	2	7	11.2	2	4	1	1	4	29	22.7	
1.2.25	GEORGIA	*	29:55	11-20	.550	0-2	.000	6-7	.857	1	7	8	10.9	4	2	0	1	1	28	23.1	
1.5.25	KENTUCKY	*	37:21	8-22	.364	0-1	.000	3-4	.750	5	6	11	10.9	4	5	0	0	0	19	22.8	
1.9.25	AT OLE MISS	*	25:36	5-12	.417	0-0	.000	1-3	.333	1	2	3	10.4	4	1	0	1	2	11	22.1	
1.13.25	AT LSU	*	39:39	12-24	.500	0-0	.000	4-6	.667	1	7	8	10.3	1	2	1	0	1	28	22.4	
1.19.25	TENNESSEE	*	34:40	4-10	.400	1-1	1.000	12-14	.857	0	8	8	10.2	2	2	2	0	0	21	22.3	
1.23.25	ARKANSAS	*	28:51	8-12	.667	0-1	.000	4-6	.667	1	8	9	10.1	2	4	2	1	4	20	22.2	
1.26.25	AT ALABAMA	*	36:36	4-19	.211	0-0	.000	4-5	.800	6	8	14	10.3	5	3	5	0	5	12	21.7	
1.30.25	AT FLORIDA	*	22:30	1-10	.100	1-1	1.000	0-2	.000	4	7	11	10.3	3	2	2	0	3	3	20.8	
2.2.25	OLE MISS	*	35:10	11-18	.611	0-0	.000	2-2	1.000	2	5	7	10.2	1	0	2	1	3	24	21.0	
2.6.25	AT TEXAS	*	36:07	10-25	.400	1-2	.500	5-8	.625	5	2	7	10.0	4	0	0	0	1	26	21.2	
2.13.25	MISSISSIPPI STATE	*	44:06	11-19	.579	1-3	.333	1-4	.250	1	11	12	10.1	3	3	3	0	2	24	21.3	
2.16.25	AT AUBURN	*	35:58	8-18	.444	0-0	.000	3-4	.750	1	3	4	9.9	3	0	2	0	0	19	21.2	
2.20.25	AT OKLAHOMA	*	26:16	3-14	.214	0-2	.000	5-8	.625	2	2	4	9.7	5	4	2	0	3	11	20.8	
2.23.25	SOUTH CAROLINA	*	31:13	6-17	.353	0-0	.000	2-4	.500	3	7	10	9.7	3	0	2	0	1	14	20.6	
2.27.25	TEXAS A&M	*	30:46	13-21	.619	0-1	.000	5-7	.714	2	4	6	9.5	3	5	4	0	9	31	20.9	
3.2.25	AT MISSOURI	*	33:18	8-19	.421	0-2	.000	0-0	.000	2	8	10	9.6	3	6	0	1	1	16	20.8	
3.6.25	VS. TENNESSEE	*	27:30	6-18	.333	0-3	.000	4-5	.800	5	10	15	9.7	5	2	4	0	3	16	20.6	
<b>TOTAL</b>			<b>30</b>	<b>914:46</b>	<b>258-515</b>	<b>.501</b>	<b>4-21</b>	<b>.190</b>	<b>98-146</b>	<b>.671</b>	<b>103</b>	<b>189</b>	<b>292</b>	<b>9.7</b>	<b>90</b>	<b>66</b>	<b>52</b>	<b>8</b>	<b>90</b>	<b>618</b>	<b>20.6</b>

## CAREER STATS

YEAR	GP	GS	MIN	AVG	FG	FGA	PCT	3FG	3FGA	3PCT	FT	FTA	PCT	OFF	DEF	TOT	AVG	PF	FO	AST	TO	BLK	STL	PTS	AVG
2023-24	33	11	634	19.2	112	267	.419	2	9	.222	68	102	.667	63	112	175	5.3	86	2	22	55	15	33	294	8.9
2024-25	30	30	915	30.5	258	515	.501	4	21	.190	98	146	.671	103	189	292	9.7	90	4	66	52	8	90	618	20.6
<b>CAREER</b>	<b>63</b>	<b>41</b>	<b>1549</b>	<b>24.6</b>	<b>370</b>	<b>782</b>	<b>.473</b>	<b>6</b>	<b>30</b>	<b>.200</b>	<b>166</b>	<b>248</b>	<b>.669</b>	<b>166</b>	<b>301</b>	<b>467</b>	<b>7.4</b>	<b>176</b>	<b>6</b>	<b>88</b>	<b>107</b>	<b>23</b>	<b>123</b>	<b>912</b>	<b>14.5</b>



# 13 JUSTINE PISSOTT

@justinepissott  
@j.usssssyyy  
@justinepissott

G/F // 6-4 // Jr. // Toms River, N.J. (Tennessee)

## SEASON HIGHS

Points // 14, Texas A&M (02/27/25)  
 FG Made // 5, Texas A&M (02/27/25)  
 FG Attempts // 7, at Oklahoma (02/20/25)  
 3-Pt Made // 4, Texas A&M (02/27/25)  
 3-Pt Attempt // 6, at Oklahoma (02/20/25)  
 FT Made // 4, at Texas (02/06/25)  
 FT Attempt // 4, at Texas (02/06/25)  
 Rebounds // 7, Appalachian State (12/1/24)  
 Assists // 2, Ole Miss (02/02/25)  
 Steals // 1 (4x), Last: Texas A&M (02/27/25)  
 Blocks // --  
 Minutes // 20, at Oklahoma (02/20/25)

## CAREER HIGHS

Points // 17, Dayton (12/20/23)  
 FG Made // 6, Dayton (12/20/23)  
 FG Attempts // 13, Radford (12/31/23)  
 3-Pt Made // 5, Dayton (12/20/23)  
 3-Pt Attempt // 8, Georgia (03/03/24)  
 FT Made // 4, at Texas (02/06/25)  
 FT Attempt // 4, at Texas (02/06/25)  
 Rebounds // 7, Appalachian State (12/1/24)  
 Assists // 4 (2x), Last: at UT Martin (11/09/23)  
 Steals // 2 (2x), Last: at Missouri (02/29/24)  
 Blocks // 3, at UT Martin (11/09/23)  
 Minutes // 33 (2x), Last: Georgia (03/03/24)

- Played in 21 games this season
- Scored a season-high 14 points vs. Texas A&M (Feb. 27)
- Pulled down a career-high seven reb. vs. App State (Dec. 1)
- Appeared in 54 games and made 28 starts at Vanderbilt
- Transferred to Vanderbilt after one season at Tennessee
- ESPN 5-Star Recruit & McDonald's All-American ('22)

	24-25 CAREER	SUPERLATIVES	24-25 CAREER
10+ POINTS	1	9	3+ STEALS
15+ POINTS	--	2	2+ BLOCKS
20+ POINTS	--	--	DOUBLE-DOUBLES
30+ POINTS	--	--	LED VANDY IN PTS
MADE 3+ 3-PT FG	1	11	LED VANDY IN REB
10+ REBS	--	--	LED VANDY IN AST
3+ ASSISTS	--	3	LED VANDY IN STL
			LED VANDY IN BLK

## GAME-BY-GAME

DATE	OPPONENT	GS	MIN	FGM/A	FG%	3FG/A	3P%	FTM/A	FG%	OFF	DEF	TOT	AVG	PF	AST	T/O	BLK	STL	PTS	AVG	
11.4.24	LIPSCOMB																				
11.8.24	AUSTIN PEAY																				
11.14.24	AT SOUTH FLORIDA																				
11.17.24	BUTLER		14:22	1-4	.250	0-2	.000	2-2	1.000	2	4	6	6.0	2	0	1	0	0	4	4.0	
11.20.24	HAMPTON		09:51	1-5	.200	1-3	.333	0-0	.000	1	1	2	4.0	2	0	0	0	1	3	3.5	
11.22.24	SAMFORD		05:59	2-2	1.000	2-2	1.000	0-0	.000	0	0	0	2.7	0	0	0	0	0	6	4.3	
11.26.24	VS. ARIZONA		04:06	1-2	.500	0-1	.000	0-0	.000	0	0	0	2.0	0	0	0	0	0	2	3.8	
11.27.24	VS. MICHIGAN ST.		04:53	0-1	.000	0-1	.000	0-0	.000	0	1	1	1.8	0	1	0	0	1	0	3.0	
12.1.24	APPALACHIAN ST.		16:19	1-7	.143	1-6	.167	0-0	.000	2	5	7	2.7	0	1	0	0	0	3	3.0	
12.4.24	AT MIAMI																				
12.14.24	EVANSVILLE		07:29	1-3	.333	0-1	.000	0-0	.000	1	0	1	2.4	0	0	0	0	0	2	2.9	
12.19.24	AT DAYTON																				
12.21.24	WEST GEORGIA		11:13	1-2	.500	1-1	1.000	0-2	.000	1	4	5	2.8	1	1	1	0	1	3	2.9	
12.29.24	ALABAMA A&M		04:01	1-1	1.000	0-0	.000	0-0	.000	0	0	0	2.4	0	0	0	0	0	2	2.8	
1.2.25	GEORGIA																				
1.5.25	KENTUCKY																				
1.9.25	AT OLE MISS		04:09	0-1	.000	0-1	.000	0-0	.000	0	0	0	2.2	0	0	1	0	0	0	2.5	
1.13.25	AT LSU																				
1.19.25	TENNESSEE		03:24	0-0	.000	0-0	.000	0-0	.000	0	0	0	2.0	0	0	0	0	0	0	2.3	
1.23.25	ARKANSAS		10:55	2-5	.400	1-4	.250	0-0	.000	1	3	4	2.2	1	1	0	1	0	5	2.5	
1.26.25	AT ALABAMA																				
1.30.25	AT FLORIDA		10:33	3-4	.750	1-2	.500	0-0	.000	0	2	2	2.2	0	1	1	0	0	7	2.8	
2.2.25	OLE MISS		10:20	0-1	.000	0-1	.000	0-0	.000	0	1	1	2.1	2	2	2	0	0	0	2.6	
2.6.25	AT TEXAS		13:25	0-1	.000	0-1	.000	4-4	1.000	3	1	4	2.2	4	1	3	0	0	4	2.7	
2.13.25	MISSISSIPPI STATE		09:28	1-2	.500	1-2	.500	0-0	.000	1	0	1	2.1	1	1	0	0	0	3	2.8	
2.16.25	AT AUBURN		10:43	2-3	.667	2-3	.667	0-0	.000	0	0	0	2.0	1	0	0	0	0	6	2.9	
2.20.25	AT OKLAHOMA		19:41	3-7	.429	2-6	.333	1-2	.500	0	1	1	1.9	2	0	0	0	0	9	3.3	
2.23.25	SOUTH CAROLINA		03:26	0-1	.000	0-1	.000	0-0	.000	0	0	0	1.8	0	0	0	0	0	0	3.1	
2.27.25	TEXAS A&M		17:16	5-5	1.000	4-4	1.000	0-0	.000	0	1	1	1.8	0	1	1	0	1	14	3.7	
3.2.25	AT MISSOURI		11:28	2-5	.400	2-5	.400	0-0	.000	0	0	0	1.7	2	0	0	0	1	6	3.8	
3.6.25	VS. TENNESSEE																				
<b>TOTAL</b>		<b>0</b>	<b>203:02</b>	<b>27-62</b>	<b>.435</b>	<b>18-47</b>	<b>.383</b>	<b>7-10</b>	<b>.700</b>	<b>12</b>	<b>24</b>	<b>36</b>	<b>1.7</b>	<b>18</b>	<b>10</b>	<b>10</b>	<b>1</b>	<b>5</b>	<b>79</b>	<b>3.8</b>	

## CAREER STATS

YEAR	GP	GS	MIN	AVG	FG	FGA	PCT	3FG	3FGA	3PCT	FT	FTA	PCT	OFF	DEF	TOT	AVG	PF	FO	AST	TO	BLK	STL	PTS	AVG
2022-23*	27	0	189	7.0	20	60	.333	12	46	.261	2	2	1.000	6	20	26	1.0	20	0	10	12	4	1	54	2.0
2023-24	33	28	698	21.2	80	225	.356	52	141	.369	12	16	.750	14	57	71	2.2	54	1	25	40	17	10	224	6.8
2024-25	21	0	203	9.7	27	62	.435	18	47	.383	7	10	.700	12	24	36	1.7	18	0	10	10	1	5	79	3.8
<b>VANDY</b>	<b>54</b>	<b>28</b>	<b>901</b>	<b>16.7</b>	<b>107</b>	<b>287</b>	<b>.373</b>	<b>70</b>	<b>188</b>	<b>.372</b>	<b>19</b>	<b>26</b>	<b>.731</b>	<b>26</b>	<b>81</b>	<b>107</b>	<b>2.0</b>	<b>72</b>	<b>1</b>	<b>35</b>	<b>50</b>	<b>18</b>	<b>15</b>	<b>303</b>	<b>5.6</b>
<b>CAREER</b>	<b>81</b>	<b>28</b>	<b>1090</b>	<b>13.5</b>	<b>127</b>	<b>347</b>	<b>.366</b>	<b>82</b>	<b>234</b>	<b>.350</b>	<b>21</b>	<b>28</b>	<b>.750</b>	<b>32</b>	<b>101</b>	<b>133</b>	<b>1.6</b>	<b>92</b>	<b>1</b>	<b>45</b>	<b>62</b>	<b>22</b>	<b>16</b>	<b>357</b>	<b>4.4</b>

\*at Tennessee



# 14 AIYANA MITCHELL

Instagram: @AiyanaMitchell17  
TikTok: @aiyanamitchell12  
Twitter: @aiyanajm22

F // 6-4 // So. // Colorado Springs, Colo. (Fountain-Fort Carson HS)

## SEASON HIGHS

Points // 10 (2x), Last: Appalachian St. (12/1/24)  
FG Made // 4 (2x), Last: Appalachian St. (12/1/24)  
FG Attempts // 10, Appalachian St. (12/1/24)  
3-Pt Made // --  
3-Pt Attempt // --  
FT Made // 5 (2x), Last: South Carolina (02/23/25)  
FT Attempt // 6, vs. Arizona (11/26/24)  
Rebounds // 7, at Auburn (02/16/25)  
Assists // 2 (2x), Last: Miss. State (02/13/25)  
Steals // 3 (2x), Last: Miss. State (02/13/25)  
Blocks // 4, at Auburn (02/16/25)  
Minutes // 21, at Auburn (02/16/25)

## CAREER HIGHS

Points // 10 (2x), Last: Appalachian St. (12/1/24)  
FG Made // 4 (2x), Last: Appalachian St. (12/1/24)  
FG Attempts // 10, Appalachian St. (12/1/24)  
3-Pt Made // --  
3-Pt Attempt // --  
FT Made // 5 (2x), Last: South Carolina (02/23/25)  
FT Attempt // 6, vs. Arizona (11/26/24)  
Rebounds // 7, at Auburn (02/16/25)  
Assists // 2 (2x), Last: Miss. State (02/13/25)  
Steals // 3 (2x), Last: Miss. State (02/13/25)  
Blocks // 4, at Auburn (02/16/25)  
Minutes // 21, at Auburn (02/16/25)

- Leads the team in blocks with 21
- Scored a career-high 10 points vs. Samford (Nov. 22) & App State (Dec. 1)
- Made her first career start vs. App State on Dec. 1 and matched her career-high in points scored with 10 pts
- Recorded a career-best 7 reb at Auburn (Feb. 16)
- Averaging a career-high 3.7 ppg and 3.0 rpg in 30 games in '24-25
- Appeared in all 31 games off the bench

SUPERLATIVES	24-25 CAREER	SUPERLATIVES	24-25 CAREER
10+ POINTS	2	3+ STEALS	2
15+ POINTS	--	2+ BLOCKS	5
20+ POINTS	--	DOUBLE-DOUBLES	--
30+ POINTS	--	LED VANDY IN PTS	--
MADE 3+ 3-PT FG	--	LED VANDY IN REB	2
10+ REBS	--	LED VANDY IN AST	--
3+ ASSISTS	--	LED VANDY IN STL	1
		LED VANDY IN BLK	9

## GAME-BY-GAME

DATE	OPPONENT	GS	MIN	FGM/A	FG%	3FG/A	3P%	FTM/A	FG%	OFF	DEF	TOT	AVG	PF	AST	T/O	BLK	STL	PTS	AVG
11.4.24	LIPSCOMB		11:58	3-4	.750	0-0	.000	2-5	.400	1	1	2	2.0	0	0	0	1	0	8	8.0
11.8.24	AUSTIN PEAY		16:19	2-4	.500	0-0	.000	1-2	.500	2	2	4	3.0	2	0	0	0	0	5	6.5
11.14.24	AT SOUTH FLORIDA		12:20	1-3	.333	0-0	.000	0-0	.000	3	2	5	3.7	1	0	0	0	1	2	5.0
11.17.24	BUTLER		14:11	3-5	.600	0-0	.000	0-1	.000	4	1	5	4.0	0	1	3	0	0	6	5.3
11.20.24	HAMPTON		12:33	2-2	1.000	0-0	.000	0-0	.000	0	1	1	3.4	0	1	0	0	0	4	5.0
11.22.24	SAMFORD		14:45	4-8	.500	0-0	.000	2-4	.500	2	0	2	3.2	2	0	1	1	3	10	5.8
11.26.24	VS. ARIZONA		04:01	0-0	.000	0-0	.000	5-6	.833	2	0	2	3.0	3	0	1	0	0	5	5.7
11.27.24	VS. MICHIGAN ST.		10:45	3-3	1.000	0-0	.000	0-0	.000	2	4	6	3.4	4	0	2	1	1	6	5.8
12.1.24	APPALACHIAN ST. *		20:01	4-10	.400	0-0	.000	2-2	1.000	4	2	6	3.7	2	0	0	0	0	10	6.2
12.4.24	AT MIAMI		02:11	1-1	1.000	0-0	.000	0-0	.000	0	0	0	3.3	2	0	1	0	0	2	5.8
12.14.24	EVANSVILLE		12:17	2-3	.667	0-0	.000	0-0	.000	1	3	4	3.4	1	0	0	2	2	4	5.6
12.19.24	AT DAYTON		12:09	1-1	1.000	0-0	.000	0-0	.000	1	2	3	3.3	1	0	0	0	1	2	5.3
12.21.24	WEST GEORGIA		16:07	2-4	.500	0-0	.000	4-4	1.000	3	2	5	3.5	0	2	0	2	0	8	5.5
12.29.24	ALABAMA A&M		10:24	3-4	.750	0-0	.000	0-1	.000	0	4	4	3.5	1	0	2	0	0	6	5.6
1.2.25	GEORGIA		12:02	2-3	.667	0-0	.000	0-0	.000	0	4	4	3.5	4	0	0	1	2	4	5.5
1.5.25	KENTUCKY		09:03	1-1	1.000	0-0	.000	2-4	.500	1	0	1	3.4	0	0	0	0	0	4	5.4
1.9.25	AT OLE MISS		12:10	1-1	1.000	0-0	.000	0-0	.000	0	3	3	3.4	1	1	1	0	0	2	5.2
1.13.25	AT LSU		02:55	0-0	.000	0-0	.000	0-0	.000	1	0	1	3.2	2	0	0	0	0	0	4.9
1.19.25	TENNESSEE		05:48	0-1	.000	0-0	.000	0-0	.000	2	0	2	3.2	2	0	1	0	0	0	4.6
1.23.25	ARKANSAS		12:01	1-3	.333	0-0	.000	0-0	.000	2	0	2	3.1	1	1	2	1	1	2	4.5
1.26.25	AT ALABAMA		05:49	0-2	.000	0-0	.000	0-0	.000	2	1	3	3.1	1	0	1	0	0	0	4.3
1.30.25	AT FLORIDA		17:30	1-1	1.000	0-0	.000	1-1	1.000	0	2	2	3.0	4	1	2	3	0	3	4.2
2.2.25	OLE MISS		07:44	0-0	.000	0-0	.000	0-0	.000	1	1	2	3.0	2	0	1	0	0	0	4.0
2.6.25	AT TEXAS		09:53	2-2	1.000	0-0	.000	0-0	.000	0	3	3	3.0	0	0	0	1	0	4	4.0
2.13.25	MISSISSIPPI STATE		18:12	0-4	.000	0-0	.000	0-0	.000	1	3	4	3.0	2	2	1	2	3	0	3.9
2.16.25	AT AUBURN		21:01	1-1	1.000	0-0	.000	0-0	.000	1	6	7	3.2	3	0	1	4	1	2	3.8
2.20.25	AT OKLAHOMA		13:01	0-2	.000	0-0	.000	0-2	.000	0	1	1	3.1	4	2	3	0	1	0	3.7
2.23.25	SOUTH CAROLINA		14:16	2-5	.400	0-0	.000	5-5	1.000	1	2	3	3.1	2	1	3	0	0	9	3.9
2.27.25	TEXAS A&M		06:57	0-2	.000	0-0	.000	2-2	1.000	0	1	1	3.0	0	0	0	0	0	2	3.8
3.2.25	AT MISSOURI		06:42	1-2	.500	0-0	.000	0-0	.000	0	1	1	3.0	0	1	0	0	0	2	3.7
3.6.25	VS. TENNESSEE		12:09	1-1	1.000	0-0	.000	0-3	.000	0	1	1	2.9	1	1	1	2	1	2	3.7
<b>TOTAL</b>		<b>1</b>	<b>357:17</b>	<b>44-83</b>	<b>.530</b>	<b>0-0</b>	<b>.000</b>	<b>26-42</b>	<b>.619</b>	<b>37</b>	<b>53</b>	<b>90</b>	<b>2.9</b>	<b>48</b>	<b>14</b>	<b>27</b>	<b>21</b>	<b>17</b>	<b>114</b>	<b>3.7</b>

## CAREER STATS

YEAR	GP	GS	MIN	AVG	FG	FGA	PCT	3FG	3FGA	3PCT	FT	FTA	PCT	OFF	DEF	TOT	AVG	PF	FO	AST	TO	BLK	STL	PTS	AVG
2023-24	15	0	58	3.9	6	11	.545	0	0	.000	2	4	.500	4	7	11	0.7	10	0	0	3	4	0	14	0.9
2024-25	31	1	357	11.5	44	83	.530	0	0	.000	26	42	.619	37	53	90	2.9	48	0	14	27	21	17	114	3.7
<b>CAREER</b>	<b>46</b>	<b>1</b>	<b>416</b>	<b>9.0</b>	<b>50</b>	<b>94</b>	<b>.532</b>	<b>0</b>	<b>0</b>	<b>.000</b>	<b>28</b>	<b>46</b>	<b>.609</b>	<b>41</b>	<b>60</b>	<b>101</b>	<b>2.2</b>	<b>58</b>	<b>0</b>	<b>14</b>	<b>30</b>	<b>25</b>	<b>17</b>	<b>128</b>	<b>2.8</b>







# 23 IYANA MOORE

@iyanamoore\_  
@yanam23  
@imoore\_23

**G // 5-8 // Sr. // Milwaukee, Wis. (Blackman HS)**

## SEASON HIGHS

Points // 23 (2x), Last: vs. Tennessee (03/06/25)  
 FG Made // 8, vs. Tennessee (03/06/25)  
 FG Attempts // 20, vs. Michigan State (11/27/24)  
 3-Pt Made // 5 (2x), Last: at LSU (01/13/25)  
 3-Pt Attempt // 13, Kentucky (01/05/25)  
 FT Made // 6, at LSU (01/13/25)  
 FT Attempt // 8, at LSU (01/13/25)  
 Rebounds // 7, at Florida (01/30/25)  
 Assists // 7 (3x), Last: at Missouri (03/02/25)  
 Steals // 4, at Missouri (03/02/25)  
 Blocks // 2, Georgia (01/02/25)  
 Minutes // 40 (2x) Last: Miss. State (02/13/25)

## CAREER HIGHS

Points // 37, at Kentucky (01/11/14)  
 FG Made // 14, at Kentucky (01/11/14)  
 FG Attempts // 21, Alabama State (12/28/21)  
 3-Pt Made // 9, Alabama State (12/28/21)  
 3-Pt Attempt // 13, Kentucky (01/05/25)  
 FT Made // 9, vs. Iowa State (11/24/23)  
 FT Attempt // 10, vs. Iowa State (11/24/23)  
 Rebounds // 9, at Missouri (02/29/24)  
 Assists // 8, at Kentucky (02/17/22)  
 Steals // 4 (5x), Last: at Missouri (03/02/25)  
 Blocks // 2, Georgia (01/02/25)  
 Minutes // 43, Alabama (02/06/22)

- Scored a season-high 23 pts at No. 5/4 LSU (Jan. 13) & vs. Tennessee (March 6)
- Third on the team in scoring at 12.5 ppg
- Her 1,288 pts ranks 23rd in Vanderbilt history
- Became the 42nd Commodore to score 1,000 pts on Dec. 1 vs. App State
- Her career 197 made 3-point FG pts ranks 8th in Vanderbilt history

	SUPERLATIVES	24-25 CAREER	SUPERLATIVES	24-25 CAREER
10+ POINTS	21	64	3+ STEALS	4 16
15+ POINTS	12	39	2+ BLOCKS	1 1
20+ POINTS	3	16	DOUBLE-DOUBLES	-- --
30+ POINTS	--	2	LED VANDY IN PTS	1 30
MADE 3+ 3-PT FG	12	31	LED VANDY IN REB	-- --
10+ REBS	--	--	LED VANDY IN AST	7 19
3+ ASSISTS	11	42	LED VANDY IN STL	3 12
			LED VANDY IN BLK	3 7

## GAME-BY-GAME

DATE	OPPONENT	GS	MIN	FGM/A	FG%	3FG/A	3P%	FTM/A	FT%	OFF	DEF	TOT	AVG	PF	AST	T/O	BLK	STL	PTS	AVG
11.4.24	LIPSCOMB	*	27:18	6-12	.500	2-4	.500	1-1	1.000	3	3	6	6.0	1	1	1	0	1	15	15.0
11.8.24	AUSTIN PEAY	*	24:23	5-8	.625	1-3	.333	5-6	.833	1	2	3	4.5	3	3	2	0	0	16	15.5
11.14.24	AT SOUTH FLORIDA		12:04	1-3	.333	0-2	.000	0-2	.000	0	0	0	3.0	2	0	0	0	0	2	11.0
11.17.24	BUTLER																			
DNP - INJURY																				
11.20.24	HAMPTON	*	22:16	5-10	.500	2-7	.286	0-0	.000	0	3	3	3.0	0	1	1	0	0	12	11.3
11.22.24	SAMFORD	*	34:08	4-10	.400	3-7	.429	0-0	.000	1	5	6	3.6	3	2	1	0	1	11	11.2
11.26.24	VS. ARIZONA	*	37:20	1-9	.111	1-2	.500	0-0	.000	0	0	0	3.0	3	4	7	0	3	3	9.8
11.27.24	VS. MICHIGAN ST.	*	40:00	5-20	.250	2-7	.286	5-7	.714	0	4	4	3.1	4	3	8	0	0	17	10.9
12.1.24	APPALACHIAN ST.	*	25:43	4-11	.364	3-9	.333	2-2	1.000	0	2	2	3.0	1	2	1	0	0	13	11.1
12.4.24	AT MIAMI	*	35:21	4-11	.364	3-6	.500	2-2	1.000	1	2	3	3.0	2	7	5	1	2	13	11.3
12.14.24	EVANSVILLE	*	20:25	3-10	.300	1-7	.143	3-4	.750	0	1	1	2.8	4	3	0	1	0	10	11.2
12.19.24	AT DAYTON	*	38:36	5-16	.313	4-9	.444	0-0	.000	0	3	3	2.8	2	4	3	0	1	14	11.5
12.21.24	WEST GEORGIA	*	21:29	5-16	.313	3-9	.333	3-4	.750	1	1	2	2.8	0	0	2	0	1	16	11.8
12.29.24	ALABAMA A&M	*	33:44	7-17	.412	2-7	.286	0-0	.000	2	2	4	2.8	1	7	2	0	1	16	12.2
1.2.25	GEORGIA	*	35:22	5-10	.500	3-6	.500	3-3	1.000	2	1	3	2.9	3	4	2	2	0	16	12.4
1.5.25	KENTUCKY	*	36:27	5-16	.313	5-13	.385	2-2	1.000	1	1	2	2.8	4	2	2	0	1	17	12.7
1.9.25	AT OLE MISS	*	37:52	5-13	.385	2-7	.286	2-2	1.000	0	4	4	2.9	0	2	3	0	2	14	12.8
1.13.25	AT LSU	*	38:32	6-10	.600	5-8	.625	6-8	.750	1	1	2	2.8	3	0	2	0	3	23	13.4
1.19.25	TENNESSEE	*	37:57	7-16	.438	3-8	.375	0-0	.000	2	4	6	3.0	1	2	2	1	0	17	13.6
1.23.25	ARKANSAS	*	28:05	7-12	.583	2-4	.500	2-2	1.000	0	2	2	2.9	0	0	3	0	2	18	13.8
1.26.25	AT ALABAMA	*	38:53	3-12	.250	0-5	.000	2-2	1.000	0	0	0	2.8	2	2	2	0	1	8	13.6
1.30.25	AT FLORIDA	*	32:05	8-16	.500	3-7	.429	3-4	.750	3	4	7	3.0	5	6	5	0	1	22	14.0
2.2.25	OLE MISS	*	39:06	3-13	.231	1-4	.250	3-3	1.000	2	2	4	3.0	2	1	3	0	1	10	13.8
2.6.25	AT TEXAS	*	33:21	2-8	.250	1-4	.250	2-2	1.000	1	2	3	3.0	5	1	4	0	1	7	13.5
2.13.25	MISSISSIPPI STATE	*	40:21	3-12	.250	0-6	.000	4-4	1.000	0	0	0	2.9	4	5	1	0	3	10	13.3
2.16.25	AT AUBURN	*	19:09	1-4	.250	0-2	.000	0-0	.000	1	2	3	2.9	0	1	0	0	0	2	12.9
2.20.25	AT OKLAHOMA	*	14:18	1-5	.200	1-4	.250	0-0	.000	1	1	2	2.9	0	2	1	0	0	3	12.5
2.23.25	SOUTH CAROLINA	*	21:20	0-4	.000	0-2	.000	1-2	.500	1	1	2	2.9	3	2	4	0	1	1	12.1
2.27.25	TEXAS A&M	*	17:22	3-6	.500	2-5	.400	0-0	.000	0	0	0	2.8	1	1	2	0	1	8	11.9
3.2.25	AT MISSOURI	*	32:09	6-12	.500	2-8	.250	4-4	1.000	0	1	1	2.7	2	7	1	0	4	18	12.1
3.6.25	VS. TENNESSEE	*	35:22	8-11	.727	4-4	1.000	3-4	.750	3	1	4	2.7	3	2	0	0	0	23	12.5
<b>TOTAL</b>			<b>29 910:28</b>	<b>128-333</b>	<b>.384</b>	<b>61-176</b>	<b>.347</b>	<b>58-70</b>	<b>.829</b>	<b>27</b>	<b>55</b>	<b>82</b>	<b>2.7</b>	<b>64</b>	<b>77</b>	<b>70</b>	<b>5</b>	<b>31</b>	<b>375</b>	<b>12.5</b>

## CAREER STATS

YEAR	GP	GS	MIN	AVG	FG	FGA	PCT	3FG	3FGA	3PCT	FT	FTA	PCT	OFF	DEF	TOT	AVG	PF	FO	AST	TO	BLK	STL	PTS	AVG
2021-22	35	17	1136	32.5	148	396	.374	79	207	.382	69	86	.802	32	71	103	2.9	67	1	89	99	6	55	444	12.7
2022-23	MISSED SEASON DUE TO INJURY																								
2023-24	33	33	1089	33.0	151	399	.378	57	171	.333	110	133	.827	32	83	115	3.5	81	0	91	83	3	45	469	14.2
2024-25	30	29	910	30.3	128	333	.384	61	176	.347	58	70	.829	27	55	82	2.7	64	2	77	70	5	31	375	12.5
<b>CAREER</b>	<b>98</b>	<b>79</b>	<b>3136</b>	<b>32.0</b>	<b>427</b>	<b>1128</b>	<b>.379</b>	<b>197</b>	<b>554</b>	<b>.356</b>	<b>237</b>	<b>289</b>	<b>.820</b>	<b>91</b>	<b>209</b>	<b>300</b>	<b>3.1</b>	<b>212</b>	<b>3</b>	<b>257</b>	<b>252</b>	<b>14</b>	<b>131</b>	<b>1288</b>	<b>13.1</b>



# 24 AGA MAKURAT

@a.makurat24

G // 6-3 // So. // Sierakowice, Poland (Sopocka Akademia Tenisowa)

## SEASON HIGHS

Points // 10, App State (12/1/24)  
 FG Made // 4, App State (12/1/24)  
 FG Attempts // 8 (2x), Last: App State (12/1/24)  
 3-Pt Made // 2 (4x), Last: at Missouri (03/02/25)  
 3-Pt Attempt // 6, at South Florida (11/14/24)  
 FT Made // 1, App State (12/1/24)  
 FT Attempt // 1, App State (12/1/24)  
 Rebounds // 5 (2x), Last: West Georgia (12/21/24)  
 Assists // 3, App State (12/1/24)  
 Steals // 1 (3x), Last: Alabama A&M (12/29/24)  
 Blocks // 2 (2x), Last: Hampton (11/20/24)  
 Minutes // 20, App State (12/1/24)

## CAREER HIGHS

Points // 18 (2x), Last: at South Carolina (01/28/24)  
 FG Made // 6, at South Carolina (01/28/24)  
 FG Attempts // 9 (3x), Last: at South Carolina (01/28/24)  
 3-Pt Made // 5, Western Kentucky (11/15/23)  
 3-Pt Attempt // 7 (2x), Last: at South Carolina (01/28/24)  
 FT Made // 3, Western Kentucky (11/15/23)  
 FT Attempt // 4, Western Kentucky (11/15/23)  
 Rebounds // 7, at South Carolina (01/28/24)  
 Assists // 3 (3x), Last: App State (12/1/24)  
 Steals // 2, Kennesaw State (11/06/23)  
 Blocks // 3, Florida (01/07/24)  
 Minutes // 24, at South Carolina (01/28/24)

- Scored a season-high 10 pts vs. App State (Dec. 1)
- Played in 14 games off the bench this season
- Appeared in 47 games and made three starts at Vanderbilt
- Shot 32.2% from behind the arc in '23-24
- Led the Commodores in scoring twice in '23-24

	24-25 CAREER		24-25 CAREER	
10+ POINTS	1	4	3+ STEALS	-- --
15+ POINTS	--	2	2+ BLOCKS	2 5
20+ POINTS	--	--	DOUBLE-DOUBLES	-- --
30+ POINTS	--	--	LED VANDY IN PTS	-- 2
MADE 3+ 3-PT FG	--	3	LED VANDY IN REB	-- 1
10+ REBS	--	--	LED VANDY IN AST	-- --
3+ ASSISTS	1	3	LED VANDY IN STL	-- --
			LED VANDY IN BLK	-- 7

## GAME-BY-GAME

DATE	OPPONENT	GS	MIN	FGM/A	FG%	3FG/A	3P%	FTM/A	FG%	OFF	DEF	TOT	AVG	PF	AST	T/O	BLK	STL	PTS	AVG
11.4.24	LIPSCOMB		18:13	1-8	.125	1-5	.200	0-0	.000	1	3	4	4.0	1	0	1	0	0	3	3.0
11.8.24	AUSTIN PEAY		17:21	2-5	.400	2-5	.400	0-0	.000	0	4	4	4.0	1	2	1	2	0	6	4.5
11.14.24	AT SOUTH FLORIDA		14:16	1-7	.143	0-6	.000	0-0	.000	1	1	2	3.3	0	0	0	0	0	2	3.7
11.17.24	BUTLER		07:12	1-2	.500	1-1	1.000	0-0	.000	0	0	0	2.5	1	1	1	0	1	3	3.5
11.20.24	HAMPTON		16:30	2-5	.400	2-5	.400	0-0	.000	1	4	5	3.0	0	1	0	2	0	6	4.0
11.22.24	SAMFORD		04:02	0-2	.000	0-1	.000	0-0	.000	0	1	1	2.7	0	0	1	0	0	0	3.3
11.26.24	VS. ARIZONA																			
11.27.24	VS. MICHIGAN ST.																			
12.1.24	APPALACHIAN ST.		19:47	4-8	.500	1-4	.250	1-1	1.000	1	3	4	2.9	0	3	1	0	1	10	4.3
12.4.24	AT MIAMI																			
12.14.24	EVANSVILLE		07:45	0-3	.000	0-3	.000	0-0	.000	0	2	2	2.8	0	0	1	0	0	0	3.8
12.19.24	AT DAYTON																			
12.21.24	WEST GEORGIA		16:42	0-4	.000	0-4	.000	0-0	.000	3	2	5	3.0	0	2	1	1	0	0	3.3
12.29.24	ALABAMA A&M		07:14	3-4	.750	2-3	.667	0-0	.000	0	0	0	2.7	0	0	0	0	1	8	3.8
1.2.25	GEORGIA																			
1.5.25	KENTUCKY																			
1.9.25	AT OLE MISS																			
1.13.25	AT LSU																			
1.19.25	TENNESSEE																			
1.23.25	ARKANSAS		02:55	0-1	.000	0-1	.000	0-0	.000	0	0	0	2.5	0	1	0	0	0	0	3.5
1.26.25	AT ALABAMA																			
1.30.25	AT FLORIDA																			
2.2.25	OLE MISS																			
2.6.25	AT TEXAS																			
2.13.25	MISSISSIPPI STATE																			
2.16.25	AT AUBURN																			
2.20.25	AT OKLAHOMA		01:16	1-1	1.000	1-1	1.000	0-0	.000	0	0	0	2.3	0	0	0	0	0	3	3.4
2.23.25	SOUTH CAROLINA																			
2.27.25	TEXAS A&M		04:54	0-1	.000	0-1	.000	0-0	.000	0	0	0	2.1	0	0	0	0	0	0	3.2
3.2.25	AT MISSOURI		04:31	2-2	1.000	2-2	1.000	0-0	.000	0	1	1	2.0	2	0	0	0	0	6	3.4
3.6.25	VS. TENNESSEE																			
<b>TOTAL</b>		<b>0</b>	<b>142:39</b>	<b>17-53</b>	<b>.321</b>	<b>12-42</b>	<b>.286</b>	<b>1-1</b>	<b>1.000</b>	<b>7</b>	<b>21</b>	<b>28</b>	<b>2.0</b>	<b>5</b>	<b>10</b>	<b>7</b>	<b>5</b>	<b>3</b>	<b>47</b>	<b>3.4</b>

## CAREER STATS

YEAR	GP	GS	MIN	AVG	FG	FGA	PCT	3FG	3FGA	3PCT	FT	FTA	PCT	OFF	DEF	TOT	AVG	PF	FO	AST	TO	BLK	STL	PTS	AVG
2023-24	33	3	469	14.2	44	129	.341	29	90	.322	11	14	.786	12	37	49	1.5	29	0	19	32	13	10	128	3.9
2024-25	14	0	143	10.2	17	53	.321	12	42	.28	1	1	1.000	7	21	28	2.0	5	0	10	7	5	3	47	3.4
<b>CAREER</b>	<b>47</b>	<b>3</b>	<b>612</b>	<b>13.0</b>	<b>61</b>	<b>182</b>	<b>.335</b>	<b>41</b>	<b>132</b>	<b>.311</b>	<b>12</b>	<b>15</b>	<b>.800</b>	<b>19</b>	<b>58</b>	<b>77</b>	<b>1.6</b>	<b>34</b>	<b>0</b>	<b>29</b>	<b>39</b>	<b>18</b>	<b>13</b>	<b>175</b>	<b>3.7</b>





# 30 TRINITY WILSON

@trinityy.wilsonn  
 @trinitywilson\_bts  
 @TrinityWilson30

**F // 6-3 // Fr. // Lakeville, Minn. (Lakeville North HS)**

## SEASON HIGHS

Points // 6, West Georgia (12/21/24)  
 FG Made // 3, West Georgia (12/21/24)  
 FG Attempts // 5, West Georgia (12/21/24)  
 3-Pt Made // --  
 3-Pt Attempt // --  
 FT Made // 1, App State (12/1/24)  
 FT Attempt // 2, Austin Peay (11/8/24)  
 Rebounds // 5 (2x), Last: Austin Peay (11/8/24)  
 Assists // 2, at Missouri (03/02/25)  
 Steals // --  
 Blocks // 1 (2x), Last: West Georgia (12/21/24)  
 Minutes // 11, Lipscomb (11/4/24)

## CAREER HIGHS

Points // 6, West Georgia (12/21/24)  
 FG Made // 3, West Georgia (12/21/24)  
 FG Attempts // 5, West Georgia (12/21/24)  
 3-Pt Made // --  
 3-Pt Attempt // --  
 FT Made // 1, App State (12/1/24)  
 FT Attempt // 2, Austin Peay (11/8/24)  
 Rebounds // 5 (2x), Last: Austin Peay (11/8/24)  
 Assists // 2, at Missouri (03/02/25)  
 Steals // --  
 Blocks // 1 (2x), Last: West Georgia (12/21/24)  
 Minutes // 11, Lipscomb (11/4/24)

- Played in 12 games this season
- Pulled down 5 reb and scored 2 pts in her debut vs. Lipscomb (11/4/24)
- Scored a career-high 6 points vs. West Georgia on 12.21
- Ranked the fifth-best player in Minnesota according to PrepGirlsHoops.com
- Collected over 1,000 pts and 1,000 reb during her prep career
- All-state honorable mention ('23)

SUPERLATIVES	24-25 CAREER	SUPERLATIVES	24-25 CAREER
10+ POINTS	-- --	3+ STEALS	-- --
15+ POINTS	-- --	2+ BLOCKS	-- --
20+ POINTS	-- --	DOUBLE-DOUBLES	-- --
30+ POINTS	-- --	LED VANDY IN PTS	-- --
MADE 3+ 3-PT FG	-- --	LED VANDY IN REB	-- --
10+ REBS	-- --	LED VANDY IN AST	-- --
3+ ASSISTS	-- --	LED VANDY IN STL	-- --
		LED VANDY IN BLK	-- --

## GAME-BY-GAME

DATE	OPPONENT	GS	MIN	FGM/A	FG%	3FG/A	3P%	FTM/A	FG%	OFF	DEF	TOT	AVG	PF	AST	T/O	BLK	STL	PTS	AVG
11.4.24	LIPSCOMB		10:31	1-4	.250	0-0	.000	0-0	.000	2	3	5	5.0	1	1	1	0	0	2	2.0
11.8.24	AUSTIN PEAY		05:09	2-4	.500	0-0	.000	0-2	.000	2	3	5	5.0	1	0	0	0	0	4	3.0
11.14.24	AT SOUTH FLORIDA																			
11.17.24	BUTLER		02:31	0-0	.000	0-0	.000	0-0	.000	0	0	0	3.3	0	0	0	0	0	0	2.0
11.20.24	HAMPTON		03:57	0-1	.000	0-0	.000	0-0	.000	0	0	0	2.5	0	1	0	1	0	0	1.5
11.22.24	SAMFORD																			
11.26.24	VS. ARIZONA																			
11.27.24	VS. MICHIGAN ST.																			
12.1.24	APPALACHIAN ST.		08:30	1-4	.250	0-0	.000	1-1	1.000	0	0	0	2.0	0	1	0	0	0	3	1.8
12.4.24	AT MIAMI																			
12.14.24	EVANSVILLE		02:48	1-3	.333	0-0	.000	0-0	.000	1	1	2	2.0	0	0	0	0	0	2	1.8
12.19.24	AT DAYTON																			
12.21.24	WEST GEORGIA		06:43	3-5	.600	0-0	.000	0-0	.000	0	2	2	2.0	0	1	1	1	0	6	2.4
12.29.24	ALABAMA A&M		01:51	0-0	.000	0-0	.000	0-0	.000	0	0	0	1.8	0	1	0	0	0	0	2.1
1.2.25	GEORGIA																			
1.5.25	KENTUCKY																			
1.9.25	AT OLE MISS		02:40	0-0	.000	0-0	.000	0-0	.000	0	0	0	1.6	1	0	1	0	0	0	1.9
1.13.25	AT LSU																			
1.19.25	TENNESSEE																			
1.23.25	ARKANSAS		02:55	0-0	.000	0-0	.000	0-0	.000	0	0	0	1.4	1	0	0	0	0	0	1.7
1.26.25	AT ALABAMA																			
1.30.25	AT FLORIDA																			
2.2.25	OLE MISS																			
2.6.25	AT TEXAS																			
2.13.25	MISSISSIPPI STATE																			
2.16.25	AT AUBURN																			
2.20.25	AT OKLAHOMA																			
2.23.25	SOUTH CAROLINA																			
2.27.25	TEXAS A&M		03:06	0-0	.000	0-0	.000	0-0	.000	0	0	0	1.3	2	1	0	0	0	0	1.5
3.2.25	AT MISSOURI		04:31	0-0	.000	0-0	.000	0-0	.000	0	1	1	1.3	0	2	0	0	0	0	1.4
3.6.25	VS. TENNESSEE																			
<b>TOTAL</b>		<b>0</b>	<b>55:12</b>	<b>8-21</b>	<b>.381</b>	<b>0-0</b>	<b>.00</b>	<b>1-3</b>	<b>.333</b>	<b>5</b>	<b>10</b>	<b>15</b>	<b>1.3</b>	<b>6</b>	<b>8</b>	<b>3</b>	<b>2</b>	<b>0</b>	<b>17</b>	<b>1.4</b>

## CAREER STATS

YEAR	GP	GS	MIN	AVG	FG	FGA	PCT	3FG	3FGA	3PCT	FT	FTA	PCT	OFF	DEF	TOT	AVG	PF	FO	AST	TO	BLK	STL	PTS	AVG
2024-25	12	0	55	4.6	8	21	.381	0	0	.000	1	3	.333	5	10	15	1.3	6	0	8	3	2	0	17	1.4
<b>CAREER</b>	<b>12</b>	<b>0</b>	<b>55</b>	<b>4.6</b>	<b>8</b>	<b>21</b>	<b>.381</b>	<b>0</b>	<b>0</b>	<b>.000</b>	<b>1</b>	<b>3</b>	<b>.333</b>	<b>5</b>	<b>10</b>	<b>15</b>	<b>1.3</b>	<b>6</b>	<b>0</b>	<b>8</b>	<b>3</b>	<b>2</b>	<b>0</b>	<b>17</b>	<b>1.4</b>





# 35 SACHA WASHINGTON

@sacha\_washington  
@sacha\_washington  
@sachaw33

F // 6-2 // Sr. // Lawrenceville, Ga. (Collins Hill HS)

## SEASON HIGHS

Points // --  
FG Made // --  
FG Attempts // --  
3-Pt Made // --  
3-Pt Attempt // --  
FT Made // --  
FT Attempt // --  
Rebounds // --  
Assists // --  
Steals // --  
Blocks // --  
Minutes // --

## CAREER HIGHS

Points // 33, Louisiana Tech (12/03/23)  
FG Made // 15, Louisiana Tech (12/03/23)  
FG Attempts // 20, Louisiana Tech (12/03/23)  
3-Pt Made // --  
3-Pt Attempt // 1, Lipscomb (12/18/22)  
FT Made // 10, Fairfield (11/12/23)  
FT Attempt // 16, Fairfield (11/12/23)  
Rebounds // 17, Fairfield (11/12/23)  
Assists // 7, Fairfield (11/12/23)  
Steals // 8, Louisiana Tech (12/03/23)  
Blocks // 6, Dayton (12/20/23)  
Minutes // 40, vs. Florida (03/07/24)

- Utilizing Medical Redshirt in '24-25
- Preseason Cheryl Miller Award Watch List ('25)
- Appeared in 99 games and made 72 starts in three seasons at Vanderbilt
- Averaged a career-best 12.1 ppg as a junior
- Led the team with 8 double-doubles in '23-24
- Led Vandy with 7.9 rpg in '23-24
- All-SEC freshman team ('22)

SUPERLATIVES	24-25 CAREER	SUPERLATIVES	24-25 CAREER
10+ POINTS	-- 48	3+ STEALS	-- 9
15+ POINTS	-- 20	2+ BLOCKS	-- 28
20+ POINTS	-- 6	DOUBLE-DOUBLES	-- 22
30+ POINTS	-- 1	LED VANDY IN PTS	-- 13
MADE 3+ 3-PT FG	-- --	LED VANDY IN REB	-- 53
10+ REBS	-- 24	LED VANDY IN AST	-- 5
3+ ASSISTS	-- 8	LED VANDY IN STL	-- 5
		LED VANDY IN BLK	-- 54

## GAME-BY-GAME

DATE	OPPONENT	GS	MIN	FGM/A	FG%	3FG/A	3P%	FTM/A	FG%	OFF	DEF	TOT	AVG	PF	AST	T/O	BLK	STL	PTS	AVG	
11.4.24	LIPSCOMB																				
11.8.24	AUSTIN PEAY																				
11.14.24	AT SOUTH FLORIDA																				
11.17.24	BUTLER																				
11.20.24	HAMPTON																				
11.22.24	SAMFORD																				
11.26.24	VS. ARIZONA																				
11.27.24	VS. MICHIGAN ST.																				
12.1.24	APPALACHIAN ST.																				
12.4.24	AT MIAMI																				
12.14.24	EVANSVILLE																				
12.19.24	AT DAYTON																				
12.21.24	WEST GEORGIA																				
12.29.24	ALABAMA A&M																				
1.2.25	GEORGIA																				
1.5.25	KENTUCKY																				
1.9.25	AT OLE MISS																				
1.13.25	AT LSU																				
1.19.25	TENNESSEE																				
1.23.25	ARKANSAS																				
1.26.25	AT ALABAMA																				
1.30.25	AT FLORIDA																				
2.2.25	OLE MISS																				
2.6.25	AT TEXAS																				
2.13.25	MISSISSIPPI STATE																				
2.16.25	AT AUBURN																				
2.20.25	AT OKLAHOMA																				
2.23.25	SOUTH CAROLINA																				
2.27.25	TEXAS A&M																				
3.2.25	AT MISSOURI																				
<b>TOTAL</b>		<b>0</b>	<b>00.00</b>	<b>0-0</b>	<b>.000</b>	<b>0-0</b>	<b>.000</b>	<b>0-0</b>	<b>.000</b>	<b>0</b>	<b>0</b>	<b>0</b>	<b>0.0</b>	<b>0</b>	<b>0</b>	<b>0</b>	<b>0</b>	<b>0</b>	<b>0</b>	<b>0</b>	<b>0.0</b>

## CAREER STATS

YEAR	GP	GS	MIN	AVG	FG	FGA	PCT	3FG	3FGA	3PCT	FT	FTA	PCT	OFF	DEF	TOT	AVG	PF	FO	AST	TO	BLK	STL	PTS	AVG
2021-22	35	8	708	20.2	104	224	.464	0	0	.000	58	85	.682	113	117	230	6.6	87	2	26	57	19	26	266	7.6
2022-23	31	31	798	25.7	136	294	.463	0	1	.000	72	114	.632	91	137	228	7.4	87	5	35	67	45	25	344	11.1
2023-24	33	33	959	29.1	163	310	.526	0	0	.000	72	117	.615	118	144	262	7.9	91	4	44	90	44	52	398	12.1
2024-25	--	--	--	--	--	--	--	--	--	--	--	--	--	--	--	--	--	--	--	--	--	--	--	--	--
<b>CAREER</b>	<b>99</b>	<b>72</b>	<b>2465</b>	<b>24.9</b>	<b>403</b>	<b>828</b>	<b>.487</b>	<b>0</b>	<b>1</b>	<b>.000</b>	<b>202</b>	<b>316</b>	<b>.639</b>	<b>322</b>	<b>398</b>	<b>720</b>	<b>7.3</b>	<b>265</b>	<b>11</b>	<b>105</b>	<b>214</b>	<b>108</b>	<b>103</b>	<b>1008</b>	<b>10.2</b>



# GAME RECAPS

## GAME 4 Vanderbilt vs. Butler

	1	2	3	4	TOTAL
	8	12	16	16	<b>52</b>
	17	20	22	22	<b>81</b>

DATE Nov. 17, 2024 SITE Memorial Gymnasium (Nashville, Tenn.)

TIPOFF 2:00 p.m. END 3:45 p.m. ELAPSED 1:45  
ATTENDANCE 2,615

### DORES CAGE BULLDOGS

NASHVILLE, Tenn. – The duo of freshman Mikayla Blakes and sophomore Khamil Pierre sparked the Vanderbilt women's basketball team to a 81-52 win over Butler on Sunday to kick off a three-game homestand at Memorial Gymnasium.

The Commodore underclassmen outscored Butler by a point, as they combined to register 53 points against the Bulldogs. Blakes registered a career-high 29 points in Sunday's win, while Pierre chipped in 24 points. They are the first set of Vandy women's basketball players to score 20 points in a game since Jan. 7, 2024, when Jordyn Cambridge (24 points) and Iyana Moore (20 points) accomplished the feat against Florida at Memorial Gym.

The win improves Vanderbilt to 4-0 on the year, as the Dores handed the Bulldogs, who are now 3-1, their first loss of the 2024-25 campaign.

Blakes' 29-point performance against Butler is tied for the fifth-most points scored by a Vanderbilt freshman in a game. She matches with Kady Schramm (vs. LSU, Jan. 29, 2012), Barbara Brackman (vs. Duke, March 13, 1982), and Harriet Brumfield (at Delta State, Feb. 20, 1982, and vs. Northwestern, Nov. 27, 1981). Blakes also extends her double-digit scoring streak to four games to open her Vanderbilt career.

Pierre had a 24-point performance to extend her double-digit scoring streak to seven games dating back to last season. The 6-2 forward pulled down a game-high eight rebounds, bringing her three-game double-double streak to an end. It is the third time in Pierre's collegiate career that she has scored 20 or more points in a game. She also collected a game-best four steals against the Bulldogs.

The Commodores shot 50.9 percent from the field on Sunday while limiting Butler to a 38.3 percent success rate from the floor. The Dores hit a season-high eight 3-pointers in the win and held a 33-25 edge on the glass. Vandy forced Butler into 30 turnovers, which turned into 41 points for the Commodores.

### BOX SCORE

NO. Name	Min	FG	3P	FT	Rebounds		Fouls		TP	AS	TO	ST	Blocks	PTS	FF	PF	Shooting By Period	
					OR	DR	OR	DR										
24 Cristian Carter	17:34	2-4	0-0	1-2	2	1	3	2	0	0	1	0	0	11	0	0	11	50.0%
1 Karijyn Norman	14:51	0-4	0-2	0-0	0	0	0	0	0	0	0	0	0	0	0	0	0	0.0%
2 Riley Makulasky	20:28	0-1	0-0	2-2	1	1	2	3	2	0	0	0	0	0	0	0	0	0.0%
11 Kiyon McGill	05:42	2-7	0-3	1-2	2	2	4	1	3	0	1	0	0	27	0	0	27	33.3%
21 Caroline Strande	02:23	0-1	0-0	0-0	0	0	0	0	0	0	0	0	0	0	0	0	0	0.0%
12 Lily Carmody	15:56	2-6	0-1	1-1	0	0	0	0	0	0	0	0	0	0	0	0	0	0.0%
3 Ari Wiggins	19:24	3-4	1-1	1-2	0	0	0	1	1	0	0	0	0	0	0	0	0	0.0%
32 Sydney Jaynes	13:17	0-1	0-0	0-0	1	1	2	0	0	0	0	0	0	0	0	0	0	0.0%
14 Jocelyn Land	14:12	0-4	0-2	2-2	1	0	1	1	2	2	1	0	0	0	0	0	0	0.0%
10 Lily Zaitseva	17:34	1-3	1-2	0-0	0	0	0	2	1	3	0	1	0	1	0	0	0	0.0%
21 Lily Steward	09:09	0-0	0-0	0-0	0	0	0	0	0	0	0	0	0	0	0	0	0	0.0%
Team		2	5	7	0	0	0	0	0	0	0	0	0	0	0	0	0	0.0%
Totals	18:47	8-18	0-11	1-9	25	16	16	32	12	30	12	0	0	2-20	0	0	0	50.9%

NO. Name	Min	FG	3P	FT	Rebounds		Fouls		TP	AS	TO	ST	Blocks	PTS	FF	PF	Shooting By Period			
					OR	DR	OR	DR												
10 Janae Nwabia	17:56	3-4	0-0	2-2	0	4	2	1	0	1	1	2	1	0	0	0	0	11	50.0%	
12 Khamil Pierre	22:16	8-15	0-0	6-8	8	6	8	4	24	3	14	0	0	0	0	0	0	0	100%	
1 Mikayla Blakes	35:34	8-19	4-9	7-8	1	2	3	6	29	2	3	0	0	0	0	0	0	0	47.1%	
4 Madison Greene	20:20	0-2	0-0	0-0	2	2	3	1	0	1	5	3	0	0	0	0	0	0	0.0%	
11 Jordyn Oliver	32:48	1-3	0-0	1-2	3	2	1	2	0	0	1	2	0	0	0	0	0	0	0.0%	
13 Justine Pissott	14:22	1-4	0-2	2-2	4	6	2	2	4	0	0	0	0	0	0	0	0	0	19	50.0%
14 Ayana Mitchell	14:11	0-5	0-0	1-1	4	1	5	0	0	0	1	3	0	0	0	0	0	0	0.0%	
5 Leilani Kapinus	19:58	2-3	0-0	0-0	0	0	0	0	0	0	2	3	1	0	0	0	0	0	0.0%	
24 Aga Makurat	07:12	1-1	0-0	0-0	0	0	0	0	0	0	1	1	0	0	0	0	0	0	0.0%	
2 Jada Brown	03:55	0-1	0-0	0-0	0	0	0	0	0	0	0	0	0	0	0	0	0	0	0.0%	
30 Trinity Wilson	02:31	0-0	0-0	0-0	0	0	0	0	0	0	0	0	0	0	0	0	0	0	0.0%	
Team		0	2	2	0	2	0	0	0	0	0	0	0	0	0	0	0	0	0.0%	
Totals	18:57	18-39	1-19	13-19	23	33	16	13	11	17	2	0	0	0	0	0	0	0	50.9%	

Biggest lead	BUTLER		VANDY		Points from Turnovers	BUTLER	VANDY	Period by Period Scoring
	1st	2nd	3rd	4th				
Best Scoring Run	0	11	10	10	15	13	14	14
Lead Changes	0	7	10	10	2	3	3	3
Times Tied	1	7	7	7	14	14	14	14
Time with Lead	00:00	37:08	18	17	VANDY	17	22	22

### INDIVIDUAL LEADERS

Points	Rebounds	Assists	Steals	Blocks
Mikayla Blakes - 29 pts	Khamil Pierre - 24 pts	Jordyn Oliver - 6 ast	Khamil Pierre - 3 ast	L. Kapinus/J. Nwabia - 1 blk
Elena Bertrand - 16 pts	Molly Heard - 9 pts	Bella Vinson - 2 ast	Four tied with 1 ast	No Blocks
Three tied with 4 reb	Three tied with 3 reb			

## GAME 5 Vanderbilt vs. Hampton

	1	2	3	4	TOTAL
	21	7	4	13	<b>45</b>
	23	28	25	18	<b>94</b>

DATE Nov. 20, 2024 SITE Memorial Gymnasium (Nashville, Tenn.)

TIPOFF 6:30 p.m. END 8:11 p.m. ELAPSED 1:41  
ATTENDANCE 2,353

### DORES SINK LADY PIRATES

NASHVILLE, Tenn. – The Vanderbilt women's basketball team rolled to a 94-45 victory over Hampton Wednesday night at Memorial Gymnasium, as the Commodores remain perfect at 5-0 to open the 2024-25 season.

With the win, Vanderbilt improves to 5-0 for the third year in a row. It marks the first time in program history that the Dores have opened three consecutive seasons at 5-0. The loss drops Hampton to 1-3 overall this season.

The Commodores got off to a slow start but used a 5-17 run between the second and third quarters that broke a 23-23 tie and gave Vandy a 44-30 advantage. The Dores held the Lady Pirates scoreless for 7:05 of game time and rolled off 26 straight points during the stretch to post its longest-scoring run of the season. It is also the second time that Vanderbilt has scored 20-plus points in a row this season, as the Commodores put up 24 straight points against Austin Peay on Nov. 8.

Freshman Mikayla Blakes turned in another spectacular performance. She scored a game-high 22 points and dished out a career-best eight assists to go along with three steals. Blakes, who was named the SEC Freshman of the Week for the first time in her career earlier this week, is the only Commodore since at least 2009-10 to register at least 15-plus points and two or more steals in each of their first five games at Vanderbilt.

Sophomore Khamil Pierre collected her fourth double-double of the season with a 15-point, 12-rebound effort against the Lady Pirates. The 6-2 forward was one of four double-digit scorers for the Commodores in Wednesday's victory. Senior Iyana Moore returned from a one-game absence and scored 12 points, going 5-of-10 from the floor. Sophomore Madison Greene chipped in 11 points off the bench after starting in the last two games in Moore's place. Greene has now scored double-digit points in all three games she has come off the bench this season.

Vanderbilt shot 54.3 percent from the field. It is the third time that the Commodores have shot over 50 percent from the floor in 2024-25. The Dores held Hampton to 36.7 percent from the floor and allowed a season-low three three-point fields. Vandy forced HU into 24 turnovers, which the Commodores turned into 36 points.

### BOX SCORE

NO. Name	Min	FG	3P	FT	Rebounds		Fouls		TP	AS	TO	ST	Blocks	PTS	FF	PF	Shooting By Period		
					OR	DR	OR	DR											
24 Astia Dabo	25:07	5-7	2-3	0-0	1	3	4	1	0	0	2	0	0	0	0	0	0	0	50.0%
43 Atria Nikishina	08:58	1-3	0-0	0-0	0	0	0	0	0	0	0	0	0	0	0	0	0	0	0.0%
0 CeCe Thomas	23:15	2-6	1-1	0-0	0	0	0	1	0	0	3	4	0	0	0	0	0	0	33.3%
1 La'Asia Foreman	02:27	2-6	0-0	0-0	1	4	6	2	4	0	0	0	0	0	0	0	0	0	25.0%
22 Amayah Reeves	33:10	1-5	0-2	2-4	1	3	4	5	4	3	2	1	0	0	0	0	0	0	0.0%
10 Tyra Kennedy	20:24	0-6	0-0	0-0	0	0	0	0	0	0	1	0	0	0	0	0	0	0	0.0%
3 Jenee Dublin	24:46	5-8	0-0	2-2	1	5	6	1	12	2	2	0	0	0	0	0	0	0	38.9%
5 Diamond Wiggins	08:26	1-3	0-0	0-0	0	0	0	0	0	0	0	0	0	0	0	0	0	0	0.0%
25 Tiani Abrams	09:48	0-4	0-0	0-0	0	0	0	0	0	0	0	0	0	0	0	0	0	0	0.0%
2 Makala Cobb	07:08	0-1	0-0	0-0	0	0	0	0	0	0	0	0	0	0	0	0	0	0	0.0%
21 Cassie Miller	11:27	1-2	0-0	2-2	0	1	2	1	2	1	0	0	0	0	0	0	0	0	0.0%
Team		2	2	4	0	0	0	0	0	0	0	0	0	0	0	0	0	0	0.0%
Totals	18:40	3-12	0-6	6-8	18	24	15	17	12	23	11	0	0	0	0	0	0	0	36.7%

NO. Name	Min	FG	3P	FT	Rebounds		Fouls		TP	AS	TO	ST	Blocks	PTS	FF	PF	Shooting By Period		
					OR	DR	OR	DR											
10 Janae Nwabia	15:57	3-5	0-2	2-2	0	2	2	1	1	1	2	1	0	0	0	0	0	0	100%
12 Khamil Pierre	27:20	7-14	0-0	6-6	6	12	2	4	0	1	3	0	0	0	0	0	0	0	100%
1 Mikayla Blakes	39:14	9-14	1-5	3-5	1	3	2	4	22	8	3	0	0	0	0	0	0	0	47.1%
23 Iyana Moore	32:26	5-10	2-7	0-0	0	3	0	1	4	3	1	0	0	0	0	0	0	0	50.0%
4 Madison Greene	22:50	4-8	1-2	2-2	0	2	3	2	11	1	1	0	0	0	0	0	0	0	29.6%
5 Leilani Kapinus	17:22	2-4	1-1	2-2	2	2	1	0	0	0	1	0	0	0	0	0	0	0	50.0%
14 Ayana Mitchell	12:33	2-2	0-0	0-0	1	1	0	0	0	0	0	0	0	0	0	0	0	0	0.0%
24 Aga Makurat	16:30	2-5	2-5	0-0	1	4	5	0	1	0	0	0	0	0	0	0	0	0	40.0%
11 Justine Pissott	08:51	1-5	1-3	0-0	1	1	2	0	0	0	0	0	0	0	0	0	0	0	0.0%
2 Jada Brown	05:57	0-0	0-0	0-0	1	2	0	0											

# GAME RECAPS

## GAME 7 Vanderbilt vs. Arizona

	1	2	3	4	TOTAL
	15	16	19	21	<b>71</b>
	7	11	19	23	<b>60</b>

**DATE** Nov. 26, 2024 **SITE** Acrisure Arena (Palm Springs, Calif.)

**TIPOFF** 3:30 p.m. **END** 5:32 p.m. **ELAPSED** 2:03  
**ATTENDANCE** 450

### DORES HOLD ON AGAINST WILDCATS

**PALM SPRINGS, Calif.** – Sophomore Khamil Pierre and Mikayla Blakes each had a 20-plus point performance in the first game of the 2024 Acrisure Classic to lift the Vanderbilt women's basketball team past Arizona, 71-60, Tuesday afternoon.

Vandy's underclass duo registered a combined 48 points as Pierre scored 25 points and Blakes tallied 23 points in the win over the Wildcats. It is the third time this season that the duo registered 20-plus points in the same game. Earlier in the day the pair swept the SEC weekly awards, as Pierre was named SEC Player of the Week and Blakes earned her second-straight SEC Freshman of the Week honor.

With the win, the Commodores improve to 7-0 on the year, while Arizona falls to 6-2 overall. Vanderbilt has now opened back-to-back seasons by winning their first seven games. The last time that happened was during the 1991-92 and 1992-93 campaigns.

Pierre registered her sixth double-double-double of the year to move back into a tie for the most in NCAA Division I this season with LSU's Aneesa Morrow. The Phoenix, Arizona, native scored a game-high 25 points and matched her career-best performance on the glass with 15 rebounds against her home-state team. It is the third-straight double-double for the 6-2 forward and extends her double-digit scoring streak to a career-high 10 games. Pierre flirted with a triple-double against the Wildcats, as she added a career-best seven steals to her stat line.

Blakes scored 23 points and dished out four steals in the victory. She extended her double-digit scoring streak to seven games to begin her Vandy career. She is the first Commodore since at least the 2009-10 season to open their Vanderbilt career by scoring 14-plus points and collecting multiple steals in their first seven games.

The Commodores were held to a season-low 71 points as Vandy shot 38.9 percent from the field. Arizona held a 43.1 percent shooting percentage, though the Dores forced them into 26 turnovers that turned into 29 points for Vanderbilt. Coach Ralph's team has forced at least 20 turnovers in every game during the 2024-25 campaign.

### BOX SCORE

NO. Name	Min	FG	3P	FT	Rebounds	Fouls	TP	AS	TO	ST	Blocks	Shooting By Period		
												pts	ppg	
12 Khamil Pierre	36:12	10:18	0:0	5:9	3	12	15	3	5	25	3	0	1	8
1 Mikayla Blakes	34:31	8:14	5:8	6:6	0	2	4	8	23	4	1	0	0	14
4 Madison Greene	16:04	1:4	0:2	1:2	2	1	3	2	1	3	4	0	0	4
11 Jordyn Oliver	36:55	1:4	0:0	4:4	4	8	1	1	2	0	3	0	0	12
23 Iyana Moore	37:20	1:9	1:2	0:0	0	0	0	3	0	4	7	3	0	10
5 Leilani Kapinus	25:22	1:3	0:1	5:6	1	2	3	2	3	7	1	0	2	14
14 Ayana Mitchell	04:01	0:0	0:0	5:6	2	0	3	5	0	1	0	0	0	3
10 Jane Nwabia	03:30	0:0	0:0	1:2	0	0	1	1	1	0	1	0	0	1
13 Justine Pissott	04:56	1:2	0:1	0:0	0	0	0	2	0	0	0	0	0	1
<b>Team</b>					3	4	7	0	0	1				
<b>Totals</b>	21:54	61:14	23:31	15	25	40	19	22	71	12	23	19	2	11

NO. Name	Min	FG	3P	FT	Rebounds	Fouls	TP	AS	TO	ST	Blocks	Shooting By Period		
												pts	ppg	
25 Breyia Cunningham	35:14	6:13	0:0	1:2	4	5	9	3	2	17	1	3	0	10
39 Issa Beh	27:52	1:2	0:0	0:0	2	3	2	1	12	1	1	0	0	17
2 Jada Williams	26:39	0:13	5:6	4	4	8	20	1	7	6	0	0	0	9
4 Skylar Jones	30:25	3:9	0:1	0:1	0	0	4	2	6	1	0	1	0	9
23 Paulina Paris	31:33	4:10	1:2	0:2	3	2	4	3	9	3	1	0	0	13
11 Lauryn Davern	24:08	0:9	0:2	0:0	2	2	1	0	6	2	0	0	0	11
11 Sahnya Jah	16:16	3:6	0:0	0	0	1	1	4	1	2	0	0	0	2
12 Montaya Dew	09:04	0:2	0:0	0:0	0	0	1	0	2	1	0	1	0	2
13 Madison Roff	01:20	0:0	0:0	0:0	0	0	0	1	0	0	0	0	0	1
<b>Team</b>					2	5	7	0	0	2				
<b>Totals</b>	25:58	41:16	6:11	11	22	33	22	19	60	12	26	11	2	11

VANDY	ARI	Points from Turnovers	WANDY	ARI	Period by Period Scoring	
					1st	2nd
Biggest lead	20 (3 <sup>rd</sup> 8:46)	1 (1 <sup>st</sup> 9:06)	29	19		
Best Scoring Run	14 (2 <sup>nd</sup> 8:46)	8 (3 <sup>rd</sup> 4:37)	20	40		
Lead Changes	2	2	13	13		
Times Tied	0	9	8	8		
Time with Lead	38:43	60:50	Bench	15	6	

### INDIVIDUAL LEADERS

Points	Rebounds	Assists	Steals	Blocks
Khamil Pierre - 25 pts Mikayla Blakes - 23 pts	Jada Williams - 20 pts Breyia Cunningham - 17 pts	M. Blakes/L. Moore - 4 ast Khamil Pierre - 3 ast	Khamil Pierre - 7 stl Mikayla Blakes - 4 stl	Leilani Kapinus - 2 blk

## GAME 8 Vanderbilt vs. Michigan St.

	1	2	3	4	TOTAL
	16	13	16	33	<b>78</b>
	19	8	22	21	<b>70</b>

**DATE** Nov. 27, 2024 **SITE** Acrisure Arena (Palm Springs, Calif.)

**TIPOFF** 3:30 p.m. **END** 5:37 p.m. **ELAPSED** 2:08  
**ATTENDANCE** 615

### DORES DROP FIRST CONTEST OF 2024-25

**PALM SPRINGS, Calif.** – The Vanderbilt women's basketball team dropped its first contest of the 2024-25 season, as the Commodores fell to Michigan State, 78-70, in the championship game of the 2024 Acrisure Classic.

In a close contest featuring 14 lead changes, Michigan State used a late rally to down the Commodores. Vanderbilt held a 57-56 lead midway through the fourth quarter before the Spartans went on a 17-5 run over the next three minutes of play to take a 73-62 lead that the Dores could not overcome.

The loss moves Vanderbilt to 7-1 on the year, while Michigan State remains a perfect 8-0 overall.

Vandy had a quartet of players register double-digit points on Wednesday. Sophomore Khamil Pierre tallied a team-high 19 points to extend her career-long double-digit scoring streak to 12 games. She went 8-of-14 from the floor, collected a team-best four steals, and dished out a season-best four assists. Pierre was one of three Dores to pull down a team-best six rebounds as her three-game double-double streak came to an end on Wednesday.

Senior Iyana Moore had a season-high 17-point performance in the loss. Freshman Mikayla Blakes extended her double-digit scoring streak to eight games to begin her career with a 13-point effort. Blakes added a pair of steals against the Spartans to remain the only Commodore since at least 2009-10 to start her Vandy career by scoring double-digit points and having multiple steals in each of their first eight games. Graduate student Jordyn Oliver tallied a season-best 10 points and matched Pierre with a team-high four assists.

Vanderbilt shot 40.6 percent from the field, while Michigan State posted a 43.1 percent shooting percentage. The Commodores forced 24 MSU turnovers, which turned into 23 points off turnovers. MSU outrebounded Vanderbilt 48-34 and had 20 offensive boards, which turned into 16 second-chance points for the Spartans.

### BOX SCORE

NO. Name	Min	FG	3P	FT	Rebounds	Fouls	TP	AS	TO	ST	Blocks	Shooting By Period		
												pts	ppg	
11 Jocelyn Tate	27:42	1:4	0:1	4:6	4	1	5	4	3	6	1	4	0	1
14 Grace VanSlooten	27:43	11:19	0:0	3:5	4	10	5	25	0	2	5	0	0	14
1 Jaeshia Simmons	33:18	1:5	0:0	2:4	5	4	9	4	2	5	1	1	0	0
4 Theryn Hallock	36:32	3:10	1:2	2:2	1	0	1	2	9	16	5	2	0	8
40 Julia Ayrault	32:14	5:13	3:5	5:6	2	10	4	5	24	4	2	2	0	18
22 Nyiah Hampton	16:27	0:5	0:1	1:2	0	1	1	3	5	2	4	2	0	1
5 Emma Shumate	07:23	0:0	0:0	0:0	0	0	0	0	0	0	0	0	0	0
2 Abbey Kimball	05:07	0:3	0:1	0:0	1	0	1	0	0	0	0	0	0	2
15 Ines Sotelo	17:05	2:4	0:0	1:4	5	1	1	4	2	2	1	0	0	12
35 Kennedy Blair	01:55	0:1	0:0	0:0	0	0	0	0	0	0	0	0	0	0
33 Juliann Woodard	04:34	0:1	0:1	0:0	1	1	2	0	0	1	0	0	0	1
<b>Team</b>					1	2	0	0	0	1	0	0	0	0
<b>Totals</b>	28:45	41:12	18:25	20	28	48	21	22	19	15	14	7	3	6

NO. Name	Min	FG	3P	FT	Rebounds	Fouls	TP	AS	TO	ST	Blocks	Shooting By Period		
												pts	ppg	
12 Khamil Pierre	28:15	8:14	0:0	3:5	4	6	5	19	4	0	0	2	1	1
1 Mikayla Blakes	28:27	5:10	1:4	6:6	1	0	1	3	7	13	3	2	0	14
4 Madison Greene	32:38	3:8	0:2	0:0	1	1	3	7	13	4	2	0	0	14
11 Jordyn Oliver	37:19	5:7	0:0	0:0	2	4	6	2	10	4	3	3	1	0
23 Iyana Moore	40:00	5:20	2:7	5:7	4	4	4	5	17	3	8	0	0	24
5 Leilani Kapinus	19:53	0:1	0:0	1:2	0	3	3	1	1	1	2	1	0	3
10 Jane Nwabia	02:41	0:0	0:0	0:0	0	0	0	0	0	0	0	0	0	0
14 Ayana Mitchell	10:45	3:3	0:0	0:0	2	4	4	1	6	2	1	1	0	8
13 Justine Pissott	04:53	0:1	0:1	0:0	1	1	0	0	1	0	0	0	0	2
<b>Team</b>					5	1	6	0	0	0	0			
<b>Totals</b>	28:44	31:14	15:20	14	20	34	22	21	17	21	13	2	1	21

MSU	VAN	Points from Turnovers	MSU	VAN	Period by Period Scoring	
					1st	2nd
Biggest lead	11 (4 <sup>th</sup> 1:45)	10 (1 <sup>st</sup> 4:15)	23	23		
Best Scoring Run	9 (4 <sup>th</sup> 9:27)	8 (1 <sup>st</sup> 4:15)	48	42		
Lead Changes	14	6	16	14		
Times Tied	0	1	15	15		
Time with Lead	15:00	22:58	Bench	9	7	

### INDIVIDUAL LEADERS

Points	Rebounds	Assists	Steals	Blocks
Khamil Pierre - 19 pts Iyana Moore - 17 pts	Grace VanSlooten - 25 pts Julia Ayrault - 24 pts	J. Oliver/K. Pierre - 4 ast M. Blakes/J. Oliver - 3 ast	Khamil Pierre - 4 stl Jordyn Oliver - 3 stl	Three Tied with 1 blk

## GAME 9 Vanderbilt vs. App State

	1	2	3	4	TOTAL
	2	13	16	9	<b>40</b>
	33	18	14	29	<b>94</b>

**DATE** Dec. 1, 2024 **SITE** Memorial Gymnasium (Nashville, Tenn.)

**TIPOFF** 2 p.m. **END** 3:44 p.m. **ELAPSED** 1:44  
**ATTENDANCE** 2,621

### MOUNTAIN BLASTER

**NASHVILLE, Tenn.** – The Vanderbilt women's basketball team rolled to a 94-40 victory over Appalachian State Sunday afternoon at Memorial Gymnasium.

The Commodores outscored the Mountaineers 33-2 in the first quarter and never looked back. Vanderbilt posted its fourth 50-plus-point win of the season to improve to 8-1, while App State fell to 3-4.

The two points allowed by the Dores in the opening stanza were the fewest that Vanderbilt has allowed in any quarter in school history. The previous record was three points, which happened twice, once against Fordham on Dec. 30, 2015, and then again vs. Rutgers on Nov. 26, 2021, with both taking place in the second quarter. The NCAA switched from two halves to four quarters before the 2015-16 season.

Vanderbilt scored over 90 points in a game for the fifth time this season. A total of five players registered double-digit points against App State, as every Commodore that played on Sunday scored.

Freshman Mikayla Blakes led the charge with a 20-point performance. It is the fifth game this season that the guard has registered 20-plus points in a game. Blakes added a career-high seven steals and dished out six assists against the Mountaineers. She remains the only Commodore to score 10-plus points and collect multiple steals in each of their first nine games at Vandy.

Senior Iyana Moore posted double-digit points for the fourth time over her last five games with 13 points. Her 13-point performance put her over 1,000 points career scored at Vanderbilt. She has amassed 1,002 career points in 76 games, as Moore is the 42nd Commodore to join the school's 1,000-point club.

Graduate student Jane Nwabia tallied 12 points, which marks the highest point total at Vanderbilt for the transfer. Sophomore Ayana Mitchell made her first career start at Vanderbilt and matched career-best in points (10) and rebounds (6) in 20 minutes of action. Fellow sophomore Aga Makurat rounded out the group with a season-best 10 points.

Vanderbilt shot 42.9 percent from the field while holding Appalachian State to a 29.6 percent field goal percentage. The Commodores outrebounded the Mountaineers 48-36, which led to a 21-7 edge in second-chance points. The Dores collected 21 turnovers on Sunday, which turned into 33 points. Vanderbilt has forced opponents into 20 or more turnovers in every game this season.

### BOX SCORE

NO. Name	Min	FG	3P	FT	Rebounds	Fouls	TP	AS	TO	ST	
----------	-----	----	----	----	----------	-------	----	----	----	----	--

# GAME RECAPS

## GAME 10 Vanderbilt at Miami

	1	2	3	4	TOTAL
	23	23	23	19	<b>88</b>
	13	18	24	15	<b>70</b>

**DATE** Dec. 4, 2024 **SITE** Watsco Center (Coral Gables, Fla.)

**TIPOFF** 4:00 p.m. **END** 5:55 p.m. **ELAPSED** 1:55  
**ATTENDANCE** 2,107

### DORES BREAK UP HURRICANES

**CORAL GABLES, Fla.** - Freshman Mikayla Blakes recorded her second-straight 20-plus point performance, while sophomore Khamil Pierre recorded her seventh double-double of the season Wednesday night in an 88-70 win at Miami as part of the SEC/ACC Challenge.

The duo of Blakes and Pierre combined to score 54 points against the Hurricanes. Pierre matched her career-best with a 28-point performance, while Blakes registered 26 points. It is the fourth time this season that the duo has scored over 20 points apiece in a game.

With the win, Vanderbilt improves to 9-1 on the year. The Commodores hand the Hurricanes their first loss of the 2024-25 campaign, as Miami now stands at 7-1 overall.

Pierre equalled her career-best performance of 28 points, which she first registered at Georgia on Feb. 11, 2024, as a freshman. The 6-2 forward also pulled down a game-best 13 rebounds to post her seventh double-double of the season, which is the second-most in all of NCAA Division I. It was her sixth game of the year with 20 or more points, while she added a team-best four steals to her stat line.

Blakes registered 26 points in the victory. It is Blakes' sixth game with 20 or more points this season, as her 26-point performance marks the 12th-most points scored in a game by a Vanderbilt freshman.

Senior Iyana Moore, who scored her 1,000th career point at Vandy in her last contest, registered 13 points in the win. It is Moore's 50th career game, scoring double-digit points at Vanderbilt. She also handed out a season-high seven assists. Graduate student Jordyn Oliver pulled down a season-best nine rebounds as the Commodores outrebound Miami 36-24.

The Commodores hit nine 3-point field goals on Wednesday, led by Blakes' five makes behind the arc, which ties her career-best performance. Vanderbilt shot an even 50 percent from the field, while Miami posted a 52.8 percent success rate from the field. The Dores forced Miami into 21 turnovers, which turned into 27 Vandy points.

### BOX SCORE

Vanderbilt - 88	Record: 9-1												
	NO.	Name	Min	FG	3P	FT	Rebounds	Fouls	TP	AS	TS	Blocks	±
10	Jane Nwabia	35:01	1-3	0-2	0-0	1-0	1-2	0	2	1	0	0	0
12	Khamil Pierre	35:45	11-17	0-0	6-8	8	5	13	3	5	28	0	0
1	Mikayla Blakes	37:14	10-22	1-4	1-2	0	1	2	5	28	3	0	0
11	Jordyn Oliver	37:26	1-3	0-0	3-6	0	0	0	2	4	2	0	0
23	Iyana Moore	35:21	4-11	3-6	2-2	1	3	2	3	13	7	0	0
5	Lailani Kapinus	22:32	3-7	2-3	3	1	4	3	2	0	1	0	0
4	Madison Greene	19:50	3-4	1-1	0-0	0	0	0	1	7	3	0	0
14	Aiyana Mitchell	02:11	1-1	0-0	0-0	0	0	2	0	2	0	1	0
<b>Team</b> 1-4 5 0 0 0													
<b>Totals</b> 34-68 19-24 11-15 17-19 36 15 10 88 20 15 7 1 1 18													

Miami (FL) - 70	Record: 7-1												
	NO.	Name	Min	FG	3P	FT	Rebounds	Fouls	TP	AS	TS	Blocks	±
21	Natalija Marshall	15:00	2-5	0-1	1-1	1	3	4	2	1	5	0	0
44	Cameron Williams	27:28	7-10	0-0	0	1	4	5	0	14	1	2	0
4	Jasmyne Roberts	30:40	9-14	1-4	2-2	2	3	4	10	3	5	4	1
14	Haley Cavinder	30:21	5-12	0-0	3-4	0	4	0	0	13	5	0	0
15	Hanna Cavinder	27:43	3-4	0-0	0	0	1	0	8	2	2	0	0
17	Lemayah Hyton	05:18	3-2	1-1	0-0	0	0	1	0	0	2	0	0
16	Daniela Abies	05:09	0-0	0-0	0-2	1	1	2	0	0	0	1	0
9	Ahlay Adams	17:33	0-1	0-0	1	2	5	0	0	1	2	1	0
8	Caroline Rogers	14:05	1-3	1-3	2-2	0	1	0	2	5	1	2	0
42	Lash Harrison	18:42	1-2	1-1	0-0	0	0	1	0	3	1	1	0
<b>Team</b> 1-2 3 0 0 2													
<b>Totals</b> 28-53 16-17 8-11 16 18 24 16 10 70 14 12 1 1 18													

Biggest lead	VAN		MIA		Points from Turnovers	VAN		MIA		Period by Period Scoring
	20 (4 <sup>th</sup> 1:30)	0 (1 <sup>st</sup> 10:00)	14	14		14	14	14	14	
Best Scoring Run	13 (1 <sup>st</sup> 6:48)	12 (1 <sup>st</sup> 7:11)	28	7	14	23	23	23	18	
Lead Changes	0	0	Paint	46	40	2	2	2	2	
Times Tied	0	0	Fast Breaks	9	3	2	2	2	2	
Time with Lead	38:33	00:00	Bench	17	11	11	11	11	11	

### INDIVIDUAL LEADERS

	Khamil Pierre	Jasmyne Roberts	Mikayla Blakes	Cameron Williams	Jordyn Oliver	Iyana Moore	Haley Cavinder	Jasmyne Roberts	Khamil Pierre	Jasmyne Roberts	Lemayah Hyton	Iyana Moore
<b>Points</b>	28 pts	19 pts	26 pts	14 pts	13 pts	7 ast	5 ast	4 ast	28 pts	19 pts	2 stl	1 blk
<b>Rebounds</b>	13 reb	5 reb	9 reb	4 reb	9 reb	7 ast	5 ast	4 ast	13 reb	5 reb	2 stl	1 blk
<b>Assists</b>	7 ast	5 ast	4 ast	3 ast	7 ast	5 ast	4 ast	3 ast	7 ast	5 ast	2 stl	1 blk
<b>Steals</b>	2 stl	2 stl	4 stl	1 stl	2 stl	2 stl	2 stl	1 stl	2 stl	2 stl	2 stl	1 blk
<b>Blocks</b>	1 blk	1 blk	1 blk	1 blk	1 blk	1 blk	1 blk	1 blk	1 blk	1 blk	1 blk	1 blk

## GAME 11 Vanderbilt vs. Evansville

	1	2	3	4	TOTAL
	12	8	11	9	<b>40</b>
	34	24	28	20	<b>106</b>

**DATE** Dec. 14, 2024 **SITE** Memorial Gymnasium (Nashville, Tenn.)

**TIPOFF** 2:00 p.m. **END** 3:55 p.m. **ELAPSED** 1:55  
**ATTENDANCE** 2,599

### PIERRE'S RECORD-SETTING EFFORT LIFTS DORES PAST EVANSVILLE

**NASHVILLE, Tenn.** - Sophomore Khamil Pierre set the Vanderbilt women's basketball single-game scoring record on Saturday, registering 42 points in a 106-40 win over Evansville, as the Commodores improve to 10-1 on the year.

Pierre put on one of the most memorable performances in Vanderbilt women's basketball history, as she posted 42 points, 18 rebounds, and eight steals in the win over the Purple Aces. Her 42-point performance set a new program record for most points scored in a single game, passing the previous mark of 41 points shared by Chantelle Anderson (Feb. 8, 2001) and Cijah Harbison (Jan. 29, 2023).

Vanderbilt improves to 10-1 overall on the year, as the 66-point win over Evansville is tied for the sixth-largest margin of victory in program history. The Dores have now won 18-straight home games against nonconference foes.

The 42 points and 18 rebounds against the Purple Aces establishes career highs for Pierre in each category. Pierre's combined 60 points and rebounds are the most collected by a Vanderbilt women's basketball player in a game in program history. Her 42-point performance on Saturday also extends the 6-2 forward's career-long double-digit scoring streak to 13 games dating back to last season. Pierre also registers her eighth double-double of the season, which is tied for the sixth-most in a season since 1999-00.

The Phoenix, Arizona, native got her day started with a bang, as she scored 20 points in the first quarter. Pierre's performance in the opening frame on Saturday marked the most points scored by a Commodore in the first quarter in program history. Additionally, Pierre ties Marnelle Garrau's program record for most points scored in any quarter, which was set on Jan. 16, 2023, in the fourth quarter at Arkansas.

For Pierre, her eight steals against Evansville established a new career-high mark, while it is tied for the sixth-most steals in a game in program history.

The Commodores broke the century mark for the third time this season, as the 106 points are the most scored in a game this season. It is also the most points Vanderbilt has scored in a game since Nov. 25, 2019, in a 106-55 win at Tennessee State. The 106 points are the most points registered by the Dores at Memorial Gym since Nov. 26, 2010, when Vandy posted a 111-53 victory over Quinnipiac.

Reigning SEC Freshman of the Week, Mikayla Blakes scored 20 or more points for the seventh time this season with a 22-point performance against Evansville. The three-time SEC Freshman of the Week extended her double-digit scoring streak to 11 games to begin her Vanderbilt career. Graduate student Lailani Kapinus also posted a double-double in the win, as she pulled down a season-high 11 rebounds to go along with 10 points off the bench. It is Kapinus' second double-double of the season, while it is the 13th of her career. Senior Iyana Moore's 10-point effort pushes her double-digit scoring streak to four games. Moore's 10 points moved into 38th place on Vanderbilt's all-time scoring list with 1,025 points.

### BOX SCORE

Vanderbilt - 106	Record: 10-1												
	NO.	Name	Min	FG	3P	FT	Rebounds	Fouls	TP	AS	TS	Blocks	±
10	Jane Nwabia	15:30	1-5	0-3	0-0	1-0	1	0	0	2	2	0	0
12	Khamil Pierre	37:32	19-28	0-0	4-6	9	18	14	7	42	1	8	1
1	Mikayla Blakes	36:07	7-19	1-4	2-2	2	4	2	6	3	1	0	0
11	Jordyn Oliver	24:38	3-4	0-0	2-2	2	2	4	6	1	2	0	0
23	Iyana Moore	20:25	3-10	1-7	3-4	0	1	4	2	10	3	0	0
4	Madison Greene	21:51	1-6	0-2	2-2	3	1	4	1	4	1	0	0
5	Lailani Kapinus	22:19	5-9	0-1	0-0	6	5	11	2	10	2	2	0
14	Aiyana Mitchell	02:17	2-3	0-0	0-0	1	3	4	1	4	0	0	0
24	Apa Makauri	07:45	0-3	0-3	0-0	0	2	0	0	0	0	0	0
13	Justine Pissott	07:29	1-3	0-1	0-0	1	0	1	0	0	0	0	0
2	Jack Brown	06:19	1-1	0-0	0-0	0	0	0	2	0	0	0	0
30	Troy Wilson	02:48	1-3	0-1	0-0	1	1	0	2	0	0	0	0
<b>Team</b> 4-4 0 0 0 0													
<b>Totals</b> 44-83 12-24 16-19 28 28 55 15 18 106 13 2 2 1 2 60													

Biggest lead	VAN		EVA		Points from Turnovers	VAN		EVA		Period by Period Scoring
	31 (1 <sup>st</sup> 6:49)	48 (4 <sup>th</sup> 1:45)	14	14		14	14	14	14	
Best Scoring Run	13 (1 <sup>st</sup> 6:48)	12 (1 <sup>st</sup> 7:11)	28	7	14	23	23	23	18	
Lead Changes	2	0	Paint	40	40	2	2	2	2	
Times Tied	0	0	Fast Breaks	9	3	2	2	2	2	
Time with Lead	02:02	0 37:32	Bench	9	24	24	24	24	106	

Biggest lead	VAN		EVA		Points from Turnovers	VAN		EVA		Period by Period Scoring
	31 (1 <sup>st</sup> 6:49)	48 (4 <sup>th</sup> 1:45)	14	14		14	14	14	14	
Best Scoring Run	13 (1 <sup>st</sup> 6:48)	12 (1 <sup>st</sup> 7:11)	28	7	14	23	23	23	18	
Lead Changes	2	0	Paint	40	40	2	2	2	2	
Times Tied	0	0	Fast Breaks	9	3	2	2	2	2	
Time with Lead	02:02	0 37:32	Bench	9	24	24	24	24	106	

Biggest lead	VAN		EVA		Points from Turnovers	VAN		EVA		Period by Period Scoring
	31 (1 <sup>st</sup> 6:49)	48 (4 <sup>th</sup> 1:45)	14	14		14	14	14	14	
Best Scoring Run	13 (1 <sup>st</sup> 6:48)	12 (1 <sup>st</sup> 7:11)	28	7	14	23	23	23	18	
Lead Changes	2	0	Paint	40	40	2	2	2	2	
Times Tied	0	0	Fast Breaks	9	3	2	2	2	2	
Time with Lead	02:02	0 37:32	Bench	9	24	24	24	24	106	

### INDIVIDUAL LEADERS

	Khamil Pierre	Mikayla Blakes	Jordyn Oliver	Iyana Moore	Haley Cavinder	Jasmyne Roberts	Lemayah Hyton	Iyana Moore	Daniela Abies
<b>Points</b>	42 pts	20 pts	13 pts	10 pts	7 ast	5 ast	4 ast	2 stl	1 blk
<b>Rebounds</b>	18 reb	11 reb	9 reb	10 reb	7 ast	5 ast	4 ast	3 ast	2 stl
<b>Assists</b>	7 ast	5 ast	4 ast	3 ast	7 ast	5 ast	4 ast	3 ast	2 stl
<b>Steals</b>	8 stl	5 stl	2 stl	2 stl	2 stl	2 stl	2 stl	2 stl	1 blk
<b>Blocks</b>	1 blk	1 blk	1 blk	1 blk	1 blk	1 blk	1 blk	1 blk	1 blk

## GAME 12 Vanderbilt at Dayton

	1	2	3	4	TOTAL
	33	13	13	21	<b>80</b>
	15	24	17	10	<b>66</b>

**DATE** Dec. 19, 2024 **SITE** UD Arena (Dayton, Ohio)

**TIPOFF** 6:02 p.m. **CT** **END** 7:43 p.m. **ELAPSED** 1:41  
**ATTENDANCE** 1,632

### DORES FLYOVER DAYTON

**DAYTON, Ohio** - Sophomore Madison Greene made the most of her return to her home state, as the guard registered a career-high 25 points off the bench in an 80-66 win at Dayton on Thursday night.

Greene, a native of Columbus, Ohio, recorded the first 20-plus point performance of her collegiate career in her return to the Buckeye State. Her 25 points off the bench marked the first time that a Dore scored at least 25 points in a reserve role since Erin Whalen's 25-point performance vs. No. 10-ranked South Carolina on Jan. 18, 2018. It is Greene's seventh game this season with double-digit points, while it is the sixth time she has scored 10-plus points off the bench this season.

With the win, Vanderbilt improves to 11-1 on the year, while Dayton falls 6-5. The Commodores collect their seventh-straight road win with the victory over the Flyers, a streak that dates back to last season.

Greene was one of four double-digit scorers for Vanderbilt on Thursday night. Freshman Mikayla Blakes tallied 16 points and collected a game-high five steals. Blakes' performance vs. the Flyers pushed her double-digit scoring streak to 12 games to open her Vanderbilt career.

Sophomore Khamil Pierre extended her double-digit



# GAME RECAPS

## GAME 13 Vanderbilt vs. West Georgia

	1	2	3	4	TOTAL
	14	13	25	16	<b>68</b>
	24	35	20	24	<b>103</b>

**DATE** Dec. 21, 2024 **SITE** Memorial Gymnasium (Nashville, Tenn.)

**TIPOFF** 11:00 a.m. **END** 12:43 p.m. **ELAPSED** 1:43  
**ATTENDANCE** 2,634

### DORES OUTRUN WOLVES

NASHVILLE, Tenn. - The Vanderbilt women's basketball team broke the 100-point plateau for the fourth time this season as the Commodores collected a 103-68 win over West Georgia on Saturday afternoon at Memorial Gymnasium.

The Commodores got a 20-plus point performance from freshman Mikayla Blakes and sophomore Khamil Pierre for the sixth time this season. Blakes registered a game-high 24 points to extend her double-digit scoring streak to 13 games to begin her Vanderbilt career. Meanwhile, Pierre registered her fourth-straight double-double, 10th overall this season. The 6-2 forward has collected a double-double in six of her last seven games, as her 10 double-doubles overall are the fifth-most collected by a Commodore in a single season in program history. Blakes and Pierre are the only pair of teammates in NCAA Division I, both on the men's side and women's side, to average over 20.0 points per game this season.

With the victory, Vanderbilt improves to 12-1 on the year, while West Georgia falls to 5-5. The Dores have now won 19-straight home games against nonconference teams dating back to the 2022-23 campaign. The Commodores led from start to finish against the Wolves, as Vandy collected its ninth-straight victory overall at Memorial Gymnasium. Additionally, it is Vanderbilt's sixth victory of 35 or more points during the 2024-25 campaign.

Senior Iyana Moore registered 16 points to extend her double-digit scoring streak to six games. Moore's performance against West Georgia moved her to No. 34 on Vanderbilt's all-time scoring list, as she now has 1,055 career points, one point away from moving into 33rd on the list. Graduate student Leilani Kapinus rounded out a quartet of double-digit scorers for the Commodores, scoring 10 points off the bench.

The Dores shot 48.8 percent from the field while limiting West Georgia to a 36.8 percent clip in field goal percentage. Vanderbilt forced 26 turnovers and collected 17 steals in the win, as the Commodores outscored UWG, 37-16, in points off turnovers. Vandy has now collected 16 or more steals in each of its last three contests.

### BOX SCORE

West Ga. - 68												
NO. Name	Min	FG	3P	FT	Rebounds		PF	TP	AS	ST	Blocks	PTS
					OR	DR						
12 Destiny Jones	28:19	2-6	0-0	0-2	4	1	2	3	0	1	2	37
14 Arianna Blake	22:09	5-6	0-0	0-2	2	1	1	1	1	1	0	18
2 Zuriyah Davis	24:51	3-4	2-6	0-0	1	1	1	1	1	1	0	12
3 Mikayla Anderson	19:42	2-7	0-0	2-2	3	4	2	3	0	0	0	12
5 Grace O'Gara	24:44	3-9	0-0	2-2	1	3	1	0	0	0	0	10
30 K'Nairi Holliday	25:48	1-3	0-1	0-0	0	6	4	0	0	2	0	3
1 Sydney Tolbert	29:02	6-14	1-4	2-2	3	0	3	2	1	1	3	32
13 Brecca Ledford	18:14	3-6	2-4	2-2	0	1	1	1	1	0	0	18
15 Riley Black	04:09	0-1	0-0	2-2	0	2	0	0	0	0	0	2
21 Hannah Hicks	01:26	0-0	0-0	0-0	0	0	0	0	0	0	0	0
10 Caitie Trower	01:18	0-0	0-0	0-0	0	0	0	0	0	0	0	0
11 Gaila-Fort	01:18	0-0	0-0	0-0	0	0	0	0	0	0	0	0
<b>Team</b>					4	5	0	0	0	0	0	0
<b>Totals</b>	25:08	10/29	9/12	19/23	21	14	10	19	18	13	3	123

Vanderbilt - 103												
NO. Name	Min	FG	3P	FT	Rebounds		PF	TP	AS	ST	Blocks	PTS
					OR	DR						
10 J'ane Nwabia	15:03	2-2	1-1	0-0	1	2	1	1	1	0	0	21
12 Khamil Pierre	22:43	10-15	0-0	3-4	4	6	10	4	2	3	1	28
1 Mikayla Blakes	27:09	12-20	0-0	2-2	4	4	0	24	6	2	0	28
11 Jordyn Oliver	17:45	0-0	0-0	1-1	1	2	0	0	2	2	4	0
23 Iyana Moore	21:29	5-16	3-9	3-4	1	1	2	0	1	0	0	26
4 Madison Greene	11:26	0-0	0-0	2-2	1	3	1	2	1	0	0	2
14 Ayana Mitchell	16:07	2-4	0-0	3-2	5	2	0	2	0	2	0	7
5 Leilani Kapinus	22:40	4-7	1-3	1-1	1	1	3	1	0	1	0	11
24 Aga Makurat	16:42	0-4	0-4	0-0	3	2	0	0	1	0	1	0
13 Justine Piscott	11:13	1-2	1-2	0-2	1	4	5	1	1	0	0	4
23 Jastia Brown	10:00	2-2	1-2	0-2	2	1	1	3	0	1	0	6
30 Trinity Wilson	05:43	3-3	0-0	0-0	2	2	0	0	0	1	0	9
<b>Team</b>					6	2	8	0	0	0	0	0
<b>Totals</b>	41:48	72/77	14/19	24/27	51	11	13	103	23	13	7	335

Technical Fouls: Piscott 4/24-4												
Biggest lead		Wolves		Vandy		Points from Turnovers		Wolves/Vandy		Period by Period Scoring		
6 (4 <sup>th</sup> 9:30)		0 (1 <sup>st</sup> 10:00)		42 (4 <sup>th</sup> 4:40)		16		37		16   22   22   61		
Best Scoring Run		8 (2 <sup>nd</sup> 1:23)		15 (1 <sup>st</sup> 2:11)		Second Chance		13		29   25   18   69		
Times Tied		0		Fast Breaks		16		30		Vandy 24   35   21   24   103		
Time with Lead		00:00		Bench		29		35				

### INDIVIDUAL LEADERS

Points	Mikayla Blakes - 24 pts Khamil Pierre - 23 pts	Sydney Tolbert - 15 pts A. Blake/B. Ledford - 10 pts
Rebounds	Khamil Pierre - 10 reb Three Tied w/ 5 reb	Destiny Jones - 9 reb Amanda Blake - 9 reb
Assists	Mikayla Blakes - 6 ast Leilani Kapinus - 4 ast	Grace O'Gara - 5 ast Mykah Anderson - 4 ast
Steals	Jordyn Oliver - 4 stl M.Blakes/K. Pierre - 3 stl	Mykah Anderson - 3 stl Four Tied w/ 1 stl
Blocks	Jordyn Oliver - 3 blk Ayana Mitchell - 2 blk	Destiny Jones - 2 blk Grace O'Gara - 1 blk

## GAME 14 Vanderbilt vs. Alabama A&M

	1	2	3	4	TOTAL
	16	11	19	18	<b>64</b>
	24	21	22	26	<b>93</b>

**DATE** Dec. 29, 2024 **SITE** Memorial Gymnasium (Nashville, Tenn.)

**TIPOFF** 11:00 a.m. **END** 12:53 p.m. **ELAPSED** 1:53  
**ATTENDANCE** 3,061

### DORES TAME BULLDOGS

NASHVILLE, Tenn. - The Commodores closed the 2024 calendar year with a resounding 93-64 victory over Alabama A&M at Memorial Gymnasium to end the nonconference portion of the 2024-25 season.

The win over the Bulldogs marked Vanderbilt's 20-straight home victory over a nonconference opponent, a streak that started during the 2022-23 season. The Commodores are now 33-3 against non-SEC teams at Memorial Gymnasium under head coach Shea Ralph.

The Commodores ended the nonconference portion of its schedule at 13-1 for the second-straight season. Vanderbilt heads into SEC play with a program record 13 wins for the second time in as many years. Additionally, the Dores have opened back-to-back campaigns at 13-1 or better for the first time in program history, as the 2023-24 team also opened at 13-1.

Sophomore Khamil Pierre extended her double-digit scoring streak to 16 games with a 29-point effort against the Bulldogs. Pierre's streak is the longest for a Commodore since 2013-14, when Christina Foggie registered double-digit points in 19-straight games. Pierre's 16-straight games with 10 or more points are tied for the seventh-longest double-digit scoring streak by a Dore since 1999-00. It is also Pierre's ninth game with 20-plus points this season.

Senior Iyana Moore extended her season-long double-digit scoring streak to seven games with a 16-point effort. Moore added a season-best seven assists to her stat line as Alabama A&M. She was one of two Commodores to collect seven or more assists on Sunday, as graduate student Jordyn Oliver dished out a season-high eight assists.

Sophomore Madison Greene registered 12 points in a reserve role. It is Greene's sixth game with 10 or more points off the bench this season, while it is her seventh double-digit scoring performance overall this year. Greene also added a career-high rebound in Sunday's victory.

The Commodores shot 56.3 percent from the field against Alabama A&M. It is the sixth time this season that the Dores have posted a field goal percentage higher than 50 percent. Vanderbilt collected 13 steals, marking the fourth-straight game Vandy has posted 10 or more steals.

### BOX SCORE

Alabama A&M - 64												
NO. Name	Min	FG	3P	FT	Rebounds		PF	TP	AS	ST	Blocks	PTS
					OR	DR						
3 Alisa Wilson	22:19	5-10	0-0	3-4	5	5	10	2	1	1	1	15
0 Daran Burgin	04:49	1-2	0-0	0-0	0	0	0	0	0	0	0	2
2 Jayah Harris-Smith	04:23	2-4	0-0	0-2	0	3	3	1	4	0	0	3
4 Kourtney Hittensberger	23:46	7-14	1-4	0-0	3	3	2	18	0	2	0	18
24 Lauren Penderton	02:46	0-2	0-1	2-2	0	1	1	2	0	0	0	2
12 Tai Harvey	13:56	1-2	1-1	0-0	0	1	1	0	0	0	0	3
1 Malyn Wilkerson	25:49	0-4	0-0	0-0	1	1	0	0	1	1	0	0
21 LaCambria Shakespeare	04:59	0-0	0-0	0-0	0	0	0	0	0	0	0	0
11 Anya Palmer	17:25	1-3	0-0	0-0	1	6	1	2	1	2	0	3
8 Nyia Allen	05:37	0-0	0-0	0-0	0	0	0	0	0	0	0	0
22 Shatori Sanders	04:22	1-3	0-1	0-0	0	1	0	0	0	0	0	3
<b>Team</b>					0	3	0	0	0	0	0	0
<b>Totals</b>	27:44	5/16	2/9	9/21	20	30	14	9	64	13	19	64

Vanderbilt - 93												
NO. Name	Min	FG	3P	FT	Rebounds		PF	TP	AS	ST	Blocks	PTS
					OR	DR						
10 J'ane Nwabia	18:21	3-4	0-1	3-3	1	2	2	3	2	1	0	14
12 Khamil Pierre	19:22	13-19	0-0	3-5	5	2	7	24	4	1	1	30
1 Mikayla Blakes	17:01	2-9	0-0	1-3	2	0	3	5	1	1	3	4
11 Jordyn Oliver	03:59	2-5	0-0	0-0	1	6	2	0	4	1	0	3
23 Iyana Moore	03:44	1-7	0-0	0-0	2	4	1	2	1	0	0	2
4 Madison Greene	26:12	5-7	1-3	1-2	1	5	6	0	1	1	0	18
14 Ayana Mitchell	10:24	3-4	0-0	0-1	0	4	1	1	0	0	0	9
5 Leilani Kapinus	18:30	1-1	0-0	0-0	1	1	0	0	0	0	0	2
24 Aga Makurat	07:14	3-4	2-3	0-0	0	0	0	0	0	0	0	9
2 Jastia Brown	04:01	0-0	0-0	0-0	0	0	0	0	0	0	0	0
13 Justine Piscott	04:01	1-1	0-0	0-0	0	0	0	0	0	0	0	2
30 Trinity Wilson	01:51	0-0	0-0	0-0	0	0	0	0	0	0	0	0
<b>Team</b>					0	3	4	0	0	0	0	0
<b>Totals</b>	40:71	51/81	8/14	13/24	41	28	41	93	20	13	2	229

Technical Fouls: NONE												
Biggest lead		AAMU		VANDY		Points from Turnovers		AAMU/VANDY		Period by Period Scoring		
6 (4 <sup>th</sup> 9:30)		0 (1 <sup>st</sup> 10:00)		31 (4 <sup>th</sup> 1:57)		42		60		16   18   19   18   64		
Best Scoring Run		6 (4 <sup>th</sup> 9:30)		10 (1 <sup>st</sup> 2:43)		Second Chance		9		19   19   26   26   64		
Times Tied		0		Fast Breaks		14		23		VANDY 24   21   22   26   93		
Time with Lead		00:00		Bench		18		30				

### INDIVIDUAL LEADERS

Points	Khamil Pierre - 29 pts Iyana Moore - 16 pts	Sydney Tolbert - 15 pts A. Blake/B. Ledford - 10 pts
Rebounds	Jordyn Oliver - 7 reb Khamil Pierre - 7 reb	Destiny Jones - 9 reb Amanda Blake - 9 reb
Assists	Jordyn Oliver - 8 ast Iyana Moore - 7 ast	Grace O'Gara - 5 ast Mykah Anderson - 4 ast
Steals	Khamil Pierre - 4 stl M.Blakes/J. Oliver - 3 stl	Mykah Anderson - 3 stl Four Tied w/ 1 stl
Blocks	Mikayla Blakes - 1 blk Khamil Pierre - 1 blk	Destiny Jones - 2 blk Grace O'Gara - 1 blk

## GAME 15 Vanderbilt vs. Georgia

	1	2	3	4	TOTAL
	13	16	28	25	<b>82</b>
	26	24	29	29	<b>108</b>

**DATE** Jan. 2, 2025 **SITE** Memorial Gymnasium (Nashville, Tenn.)

**TIPOFF** 6:30 p.m. **END** 8:30 p.m. **ELAPSED** 2:00  
**ATTENDANCE** 3,120

### RECORD NIGHT AGAINST GEORGIA

NASHVILLE, Tenn. - Mikayla Blakes set the Vanderbilt women's basketball freshman record for most points scored in a game, as the guard registered 36 points in a 108-82 victory over Georgia to open SEC play.

Blakes broke the program's freshman single-game scoring record with her 36-point performance against the Lady Bulldogs.

# GAME RECAPS

## GAME 16 Vanderbilt vs. 16/16 Kentucky

	1	2	3	4	TOTAL
<b>UK</b>	23	23	23	19	<b>88</b>
<b>V</b>	13	18	24	15	<b>70</b>

**DATE** Jan. 5, 2025 **SITE** Memorial Gymnasium (Nashville, Tenn.)

**TIPOFF** 2:00 p.m. **END** 3:47 p.m. **ELAPSED** 1:47  
**ATTENDANCE** 8,501

### DORES FALL TO WILDCATS

NASHVILLE, Tenn. - The Vanderbilt women's basketball team dropped its first SEC contest of the 2024-25 season Sunday afternoon, as the Commodores fell 96-78 to No. 16-ranked Kentucky at Memorial Gym.

Freshman Mikayla Blakes led the way for the Dores with a game-high 24 points. The guard recorded her 10th contest with 20 or more points this season, the most collected by a Vanderbilt freshman in program history. The Somerset, New Jersey, native hit three 3-point field goals and collected a team-best three steals against the Wildcats.

Sophomore Khamil Pierre posted a double-double for the 11th time this season, as the forward scored 19 points and pulled down 11 rebounds. Pierre matched her career high in assists with five. The forward's 19 points extend her double-digit scoring streak to 18 games. It is the sixth-longest double-figure scoring streak by a Commodore since 1999-00.

Senior Iyana Moore registered a season-high 17 points for the second time this season, which she first accomplished vs. Michigan State on Nov. 27. The guard drilled a team-best five 3-point field goals. Graduate Jordyn Oliver nearly pulled down double-digit rebounds for the second-straight contest with nine caroms on Sunday.

The loss snaps Vandy's 11-game home winning streak dating back to last season. The Commodores fall to 14-2 overall on the year and now stand at 1-1 in SEC play.

The Dores couldn't overcome a hot-shooting Wildcat team, as Kentucky posted a 54.1 percent success rate from the floor and hit 15 3-pointers. Vanderbilt shot 36.5 percent from the floor and forced double-digit turnovers for the 16th-straight game. Despite being outrebounded 41-39 overall, the Commodores were able to post a 19-9 edge over Kentucky on the offensive glass, which led to a 26-9 advantage in second change points for the Dores.

### BOX SCORE

NO. Name	Min	FG	3P	FT	Rebounds		Fouls	TP	AS	TO	ST	Blocks	+/-	Shooting By Period		
					off	tot								1st	2nd	3rd
7 Teanna Key	17:43	5-8	2-3	2-4	12	5	7	1	1	2	1	1	0	11	37%	41%
32 Amelia Hasset	30:38	7-11	6-10	1-2	4	2	9	4	0	20	5	0	0	10	37%	78%
13 Clara Strack	37:45	6-19	1-2	4-6	11	15	3	5	17	3	3	0	0	18	31%	50%
3 Georgia Amore	38:58	9-18	5-10	5-5	0	2	3	5	24	4	0	0	0	18	50%	50%
10 Dacia Lawrence	36:49	6-10	3-5	2-3	0	1	1	2	17	0	0	0	0	15	60%	90%
17 Clara Silva	13:32	1-1	0-0	0-0	4	4	0	3	2	2	1	0	1	0	33%	0%
2 Sarah Tyler	04:22	0-0	0-0	2-2	0	0	0	1	2	0	0	0	0	2	0%	0%
4 Lexi Blue	03:06	0-1	0-0	0-0	0	0	0	0	0	0	0	0	0	0	0%	0%
5 Cassidy Rowe	08:28	0-1	0-1	0-0	1	0	1	1	0	1	0	1	0	1	0%	0%
<b>Team</b>					32	2	3	2	0	0	0	0	0	19	37%	71%
<b>Totals</b>	38:41	15:31	15:20	9	32	41	19	20	10	4	4	1	10	18	37%	44%

NO. Name	Min	FG	3P	FT	Rebounds		Fouls	TP	AS	TO	ST	Blocks	+/-	Shooting By Period		
					off	tot								1st	2nd	3rd
10 J'ane Nwaba	15:23	1-5	1-3	2-4	3	1	4	3	3	0	0	0	0	11	20%	50%
12 Khamil Pierre	37:21	8-22	0-1	3-4	5	6	11	5	19	5	0	0	0	13	36%	31%
11 Jordyn Oliver	35:34	9-22	3-11	3-4	1	5	4	4	24	0	4	1	1	13	41%	25%
23 Iyana Moore	36:28	5-16	5-13	2-2	1	2	4	1	17	2	2	1	0	18	31%	89%
5 LeLani Kapinus	12:80	0-1	0-1	0-0	0	2	1	0	0	0	0	0	0	14	0%	0%
4 Madison Greene	15:51	1-4	0-1	1-1	0	1	1	2	1	0	0	0	0	12	25%	0%
14 Ayana Mitchell	09:04	1-3	0-0	2-4	1	0	0	2	4	0	0	0	0	10	33%	0%
<b>Team</b>					2	2	4	0	0	0	0	0	0	10	4%	8%
<b>Totals</b>	27:24	19:30	15:20	19	30	20	18	78	11	13	1	1	4	10	37%	30%

Biggest lead	Points from Turnovers	Points from Fast Breaks	Second Chance	Period by Period Scoring			
				1st	2nd	3rd	4th
21 (4 <sup>th</sup> 3:38)	11 (1 <sup>st</sup> 9:04)	2	9	28	28	31	20
Best Scoring Run (6 <sup>th</sup> 7:30)	8 (2 <sup>nd</sup> 8:46)	6	5	5	5	17	21
Lead Changes	2	2	2	2	2	2	2
Times Tied	0	0	0	0	0	0	0
Time with Lead	39:04	00:21	0	0	0	0	0

### INDIVIDUAL LEADERS

Points	Rebounds	Assists	Steals	Blocks
Mikayla Blakes - 24 pts	Khamil Pierre - 19 pts	Khamil Pierre - 11 reb	Jordyn Oliver - 9 reb	Khamil Pierre - 5 ast
Georgia Amore - 24 pts	Amelia Hasset - 20 pts	Jordyn Oliver - 3 ast	Mikayla Blakes - 3 stl	Mikayla Blakes - 1 blk
Clara Strack - 15 reb	Amelia Hasset - 9 reb	Mikayla Blakes - 3 stl	I. Moore/J. Oliver - 1 stl	
Georgia Amore - 9 ast	Amelia Hasset - 5 ast			
Dacia Lawrence - 2 stl	T. Key/C. Rowe - 1 stl			
Clara Strack - 2 blk	T. Key/C. Silva - 1 blk			

## GAME 17 Vanderbilt at Ole Miss

	1	2	3	4	TOTAL
<b>V</b>	11	14	12	22	<b>59</b>
<b>Oh Miss</b>	17	27	27	16	<b>87</b>

**DATE** Jan. 9, 2025 **SITE** SJB Pavilion at Ole Miss (Oxford, Miss.)

**TIPOFF** 5:00 p.m. **END** 6:51 p.m. **ELAPSED** 1:51  
**ATTENDANCE** 3,825

### COLD NIGHT IN OXFORD

OXFORD, Miss. - The Vanderbilt women's basketball team fell at Ole Miss, 87-59, in its first road SEC contest of the 2024-25 season.

Senior Iyana Moore moved into a tie for ninth place on Vanderbilt's all-time 3-point field goals made list in the loss, as she has now made 173 career 3-pointers to equal Paige Redman's (1996-99) career total. Moore is six 3-pointers away from moving into a tie with Michelle Palmisano (1995-97) for eighth on the list. The senior had 14 points against the Rebels to also extend her double-digit scoring streak to 10 games.

Sophomore Khamil Pierre pushed her double-figure scoring streak to 19 games, as the 6-2 forward registered 11 points in the loss. Pierre's 19-game double-digit scoring streak is the longest by a Commodore since 2013-14 and is tied for the fourth-longest streak since 1999-00.

Freshman Mikayla Blakes registered double-digit points for the 16th game this season with a team-best 19 points at Ole Miss. Blakes has now scored double figures in each of her last three games, while she has tallied double-digit points in all but one game this season.

The Dores fall to 14-3 overall on the year, while Vandy now stands at 1-2 in SEC play. Ole Miss improves to 11-4 and 2-1 in league games. The loss snaps Vanderbilt's seven-game winning streak in true road games, which dates back to the 2023-24 campaign.

For the second-straight game, an opponent started hot from the floor against the Commodores, as Ole Miss hit 45.4 percent of its shots from the floor in the first half. Mississippi's hot shooting and defensive pressure allowed the Rebels to jump out to a double-digit early that they would never relinquish.

Vanderbilt shot 43.4 percent from the floor in the loss, while Ole Miss posted a 52.4 percent field goal percentage. The Rebels forced Vandy into a season-high 23 turnovers, while the Commodores turned over Mississippi a total of 18 times.

### BOX SCORE

NO. Name	Min	FG	3P	FT	Rebounds		Fouls	TP	AS	TO	ST	Blocks	+/-	Shooting By Period		
					off	tot								1st	2nd	3rd
10 J'ane Nwaba	11:43	1-1	0-0	0-0	0	0	0	2	0	1	1	0	0	17	30%	26
12 Khamil Pierre	25:36	5-12	0-0	1-3	1	2	9	4	11	1	0	2	1	10	42%	50%
1 Mikayla Blakes	36:11	9-16	2-7	1-2	1	4	3	18	2	5	1	0	1	25	56%	50%
11 Jordyn Oliver	32:40	0-2	0-0	0-0	1	2	3	0	6	2	1	0	0	18	0%	0%
23 Iyana Moore	37:52	5-13	2-7	2-2	0	4	0	3	14	2	3	2	0	27	38%	100%
5 LeLani Kapinus	17:07	1-2	0-0	0-1	1	2	3	2	0	0	0	0	0	4	50%	0%
14 Ayana Mitchell	12:10	1-1	0-0	0-0	0	2	1	0	1	1	0	0	0	13	0%	0%
4 Madison Greene	20:22	0-5	0-2	5-6	1	3	1	9	4	3	2	0	0	16	0%	0%
13 Justine Pisset	04:09	0-1	0-1	0-0	0	0	0	0	0	1	0	0	0	4	0%	0%
30 Trinity Wilson	02:40	0-0	0-0	0-0	0	0	0	1	0	0	0	0	0	5	0%	0%
<b>Team</b>					2	2	0	0	0	0	0	0	0	20	24%	50%
<b>Totals</b>	33:53	4:17	9:14	7	19	28	13	27	12	13	1	3	20	23	37%	41%

NO. Name	Min	FG	3P	FT	Rebounds		Fouls	TP	AS	TO	ST	Blocks	+/-	Shooting By Period		
					off	tot								1st	2nd	3rd
7 Star Jacobs	19:47	4-6	0-0	2-2	2	4	3	1	10	2	1	0	0	8	67%	20%
24 Madison Scott	17:21	5-8	0-0	2-3	2	3	5	1	0	10	7	1	0	30	63%	100%
0 Sira Thienou	02:47	1-0	1-3	1-2	1	3	4	2	0	4	2	0	0	23	50%	50%
2 Tameiya Sadler	08:03	3-7	2-5	2-2	0	4	4	2	2	0	0	0	0	23	43%	50%
3 Kennedy Todd Williams	34:17	7-13	5-7	6-6	2	4	6	1	4	25	7	2	2	30	54%	100%
20 Ayana Thompson	11:53	0-4	0-4	0-0	0	0	0	0	0	0	0	0	0	25	0%	0%
1 Kirana Deans	17:26	2-4	1-3	0-0	2	2	2	2	5	1	3	1	0	13	50%	26
33 Kharaysia Richardson	14:46	3-6	0-0	1-1	2	2	4	3	1	7	0	0	0	13	50%	100%
12 Christeen Ievlala	04:10	0-2	0-0	0-0	1	1	1	1	4	0	0	0	0	5	0%	0%
13 Mariyah Noel	01:55	0-1	0-0	0-0	0	0	0	0	0	0	0	0	0	4	0%	0%
3 Rhenea Collins	01:55	0-1	0-0	0-0	0	0	0	0	0	0	0	0	0	4	0%	0%
11 Fabi Dijo	01:42	0-0	0-0	0-0	0	0	0	0	0	0	0	0	0	3	0%	0%
<b>Team</b>					1	3	4	0	0	0	0	0	0	20	32%	40%
<b>Totals</b>	33:43	9:22	12:13	11	25	36	13	27	22	12	3	3	20	23	37%	41%

Biggest lead	Points from Turnovers	Points from Fast Breaks	Second Chance	Period by Period Scoring			
				1st	2nd	3rd	4th
0	0	0	0	0	0	0	0
Best Scoring Run (6 <sup>th</sup> 8:31)	8 (3 <sup>rd</sup> 3:06)	3	38	38	38	38	38
Lead Changes	0	0	0	0	0	0	0
Times Tied	0	0	0	0	0	0	0
Time with Lead	00:00	39:24	0	0	0	0	0

### INDIVIDUAL LEADERS

Points	Rebounds	Assists	Steals	Blocks
Mikayla Blakes - 19 pts	Iyana Moore - 14 pts	Mikayla Blakes - 5 reb	Jordyn Oliver - 4 reb	Khamil Pierre - 1 blk
Kennedy Todd Williams - 25 pts	Sira Thienou - 16 pts	Jordyn Oliver - 6 ast	Madison Greene - 4 ast	
Mikayla Blakes - 5 reb	Iyana Moore - 4 reb	Three Tied w/ 7 ast	Sira Thienou - 4 ast	
Kennedy Todd Williams - 6 reb	Madison Scott - 4 reb	Tameiya Sadler - 2 stl	Four Tied w/ 1 stl	
Kennedy Todd Williams - 2 blk	Madison Scott - 1 blk			

## GAME 18 Vanderbilt at 5/4 LSU

	1	2	3
--	---	---	---



# GAME RECAPS

## GAME 19 Vanderbilt vs. 15/15 Tennessee

	1	2	3	4	TOTAL
	21	5	19	25	<b>70</b>
	21	16	17	17	<b>71</b>

**DATE** Jan. 19, 2025 **SITE** Memorial Gymnasium (Nashville, Tenn.)

**TIPOFF** 2:00 p.m. **END** 4:11 p.m. **ELAPSED** 2:11  
**ATTENDANCE** 8,299

### DORES OUTLAST LADY VOLUNTEERS

NASHVILLE, Tenn. - A putback from freshman Mikayla Blakes with 0.8 seconds left on the clock lifted the Vanderbilt women's basketball team to a thrilling 71-70 victory over No. 15/15-ranked Tennessee at Memorial Gymnasium on Sunday afternoon.

The Dores trailed Tennessee 70-69 with 4.9 seconds remaining in the contest. Vanderbilt called a timeout to advance the ball.

Out of the break, sophomore Khamil Pierre drove down the lane with a defender on her hip and went up for a layup with 2.7 seconds left on the clock. The ball rimmed out and found the hands of Blakes, who perfectly timed her jump over a Tennessee defender to corral the rebound. In one swift motion, the freshman glided through the air and gently tipped the ball back into the basket to give the Commodores the 1-point victory over their in-state rivals.

Blakes scored a game-high 23 points in the victory over the No. 15-ranked Lady Vols. Pierre also had a 20-plus point performance against Tennessee, as she registered 21 points. Pierre's 21-point effort on Sunday pushed her double-digit scoring streak to 21 games. Senior Iyana Moore extended her double-digit scoring streak to a career-best 12 games with a 17-point effort. Moore also hit a game-best three 3-point field goals on Sunday.

Vanderbilt's victory over the No. 15/15-ranked Lady Vols marks the Commodores' first win against a ranked team since knocking off No. 15/21-ranked Florida, 63-59, back on Feb. 24, 2022, at Memorial Gymnasium. It is also the second time the Dores have beaten a ranked opponent in the Ralph era.

Sunday's win marked the 900th victory for the Vanderbilt women's basketball program. The Commodores end their current three-game losing streak as Vanderbilt improves to 15-4 overall and 2-3 in SEC play. Vandy also snaps its eight-game skid against Tennessee. The last time the Dores collected a win over the Lady Volunteers came on Feb. 28, 2019, with a 76-69 victory in Knoxville. Vanderbilt also posted its first win over Tennessee in Memorial Gym since the 2013-14 campaign when the Commodores won, 74-63, on Jan. 12, 2014.

The Dores shot 37.1 percent from the field and 31.6 percent from behind the arc. Each team hit six 3-pointers in the game, as Vanderbilt limited Tennessee to half of what the Lady Vols average per game this season. Vandy forced the Lady Volunteers into 10 turnovers, which led to a 13-10 edge in points off turnovers for the Dores. Vanderbilt also came up clutch at the free throw line on Sunday, as the Dores went 19-22 from the charity stripe.

### BOX SCORE

NO. Name	Min	FG	3P	FT	Rebounds	Fouls	TP	AS	TO	ST	Blocks	pts	Shooting By Period		
													FG	3P	
11 Zee Spearman	30:05	4-8	0-0	3-4	4	7	11	3	3	11	0	0	0	11	37.5%
0 Jewel Spear	0:29:30	3-14	2-10	2-2	1	2	3	3	1	10	0	0	0	0	25.0%
2 Ruby Whitehorn	0:25:52	3-9	0-2	2-2	2	3	5	4	3	8	1	1	1	10	33.3%
7 Samara Spencer	0:25:55	3-8	0-5	4-5	1	5	6	3	6	10	6	3	0	0	40.0%
50 Talysia Cooper	0:22:56	10-22	2-4	0-0	3	2	5	4	1	22	2	2	2	21	79.5%
21 Tessa Daboy	08:19	3-4	0-0	0-0	0	0	0	0	0	8	0	0	0	0	0.0%
33 Alyssa Lafram	08:58	0-0	0-0	1-2	1	2	3	0	1	1	0	0	0	0	0.0%
53 Jillian Hollingshead	09:50	0-1	0-0	0-0	1	0	1	0	0	1	0	0	0	0	0.0%
1 Sara Puckett	14:08	0-1	0-1	0-0	1	2	3	0	0	0	1	1	0	0	0.0%
4 Kariya Boyd	14:51	0-1	0-0	1-2	3	2	0	0	0	1	1	1	0	0	0.0%
<b>Team</b>															
<b>Totals</b>	26:48	62:26	12:15	16:22	42	24	15	10	12	10	5	3	3	11	80.0%

Tennessee - 70	
Record	15-3 (3-3)
Technical Fouls: Spencer 9/15:57	
Dead Ball Rebounds: 2	

NO. Name	Min	FG	3P	FT	Rebounds	Fouls	TP	AS	TO	ST	Blocks	pts	Shooting By Period		
													FG	3P	
10 Jane Nwabia	14:11	1-5	0-1	0-0	2	4	2	1	2	1	1	1	0	0	20.0%
12 Khamil Pierre	34:40	4-10	1-1	12-14	0	8	2	11	21	2	2	0	0	0	77.4%
11 Mikayla Blakes	28:18	7-17	2-4	7-8	2	2	4	7	22	2	3	0	1	1	41.2%
11 Jordyn Oliver	34:01	1-4	0-0	0	4	4	1	0	2	2	2	1	1	0	0.0%
23 Iyana Moore	33:57	7-16	3-8	0-0	2	4	6	1	3	17	2	2	0	1	39.3%
5 Leilani Kapinus	19:36	1-9	0-1	0-0	2	3	5	1	1	2	2	0	1	1	11.1%
14 Ayana Mitchell	05:49	0-1	0-0	0	2	2	2	0	0	0	1	0	0	0	0.0%
4 Madison Greene	22:34	2-6	0-1	0-0	0	2	2	3	0	4	1	1	1	0	6.7%
4 Justine Piscoot	02:24	0-0	0-0	0	0	0	0	0	0	0	0	0	0	0	0.0%
<b>Team</b>															
<b>Totals</b>	23:42	15:19	19:22	14	26	40	16	23	17	12	12	3	3	11	57.1%

Vanderbilt - 71	
Record	15-4 (3-3)
Technical Fouls: Pierre 3/11:57	
Dead Ball Rebounds: 2	

TENN		VANDY	
Points from Turnovers	10	13	
Best Scoring Run	6 (4 <sup>th</sup> 5:26)	9 (2 <sup>nd</sup> 0:52)	
Lead Changes	0	Second Chance	8
Times Tied	4	Fast Breaks	14
Time with Lead	06:06	Bench	9
		Wandy	21
		16	17
		11	7

### INDIVIDUAL LEADERS

Points	Mikayla Blakes - 23 pts	Talysia Cooper - 22 pts
Rebounds <td>Khamil Pierre - 21 pts</td> <td>Zee Spearman - 11 pts</td>	Khamil Pierre - 21 pts	Zee Spearman - 11 pts
Assists <td>Khamil Pierre - 8 reb</td> <td>J. Moore/J. Nwabia - 6 reb</td>	Khamil Pierre - 8 reb	J. Moore/J. Nwabia - 6 reb
Steals <td>I. Moore/J. Nwabia - 6 reb</td> <td>Samara Spencer - 6 reb</td>	I. Moore/J. Nwabia - 6 reb	Samara Spencer - 6 reb
Blocks <td>Five Tied w/ 2 ast</td> <td>Samara Spencer - 6 ast</td>	Five Tied w/ 2 ast	Samara Spencer - 6 ast
	M. Greene/J. Nwabia - 1 ast	Talysia Cooper - 6 ast
	Three Tied w/ 1 stl	Talysia Cooper - 2 stl
	Three Tied w/ 1 blk	Three tied w/ 1 stl
		Talysia Cooper - 2 blk
		Ruby Whitehorn - 1 blk

## GAME 20 Vanderbilt vs. Arkansas

	1	2	3	4	TOTAL
	10	17	20	13	<b>60</b>
	26	27	19	29	<b>101</b>

**DATE** Jan. 23, 2025 **SITE** Memorial Gymnasium (Nashville, Tenn.)

**TIPOFF** 6:30 p.m. **END** 8:16 p.m. **ELAPSED** 1:46  
**ATTENDANCE** 3,500

### DORES HOG-TIE ARKANSAS

NASHVILLE, Tenn. - The Vanderbilt women's basketball team got off to a fast start against Arkansas on Thursday at Memorial Gymnasium, as the Commodores led wire-to-wire in a 101-60 win over the Razorbacks.

The Dores broke the century mark for the sixth time this season to set a program record for most games with 100-plus points. Meanwhile, the 41-point victory was Vanderbilt's largest margin of victory vs. an SEC team in the Shea Ralph era, and it is the widest margin of victory vs. a conference opponent since a 92-41 win over Mississippi State on Jan. 3, 2013.

Vanderbilt was paced by five double-digit scorers, led by freshman Mikayla Blakes' 24-point performance. Sophomore Khamil Pierre had a 20-point performance, while senior Iyana Moore tallied 18 points. Graduate student Jane Nwabia tallied a season-high 13 points and hit a season-high three 3-pointers, while sophomore Madison Greene contributed 10 points off the bench.

With the win, Vanderbilt improves to 16-4 overall, while the Dores are now an even 3-3 in SEC play. The loss drops Arkansas to 8-13 on the year and 1-5 in league play.

Blakes, the reign USBWA Tamika Catching National Freshman of the Week and the NCAA.com Player of the Week, registered her 12th game of the season with 20 or more points, which leads all freshmen nationally. The guard's 24 points vs. Arkansas extends her double-digit scoring streak to six games. Additionally, Blakes scored 20-plus points for the fourth time over the course of her first six career SEC games.

Pierre's 20-point performance against Arkansas pushed her double-digit scoring streak to 22 games. It is the longest streak by a Dore since Carla Thomas' 29-game stretch during the 2006-07 campaign. The 6-2 forward nearly posted a double-double as she pulled down a game-high nine rebounds.

It is the 11th time this season that Blakes and Pierre have scored 20-plus points in the same game. Their performance against Arkansas also marked the 12th time that both players scored 20 or more points in a game this season.

Vanderbilt collected 17 steals vs. the Razorbacks, marking the ninth game this season that the Dores have posted 15 or more steals in a game. Graduate Leilani Kapinus collected a game-high six steals, while Pierre added four of her own.

The Commodores shot 56.5 percent from the floor and matched their season high with 13 made 3-point field goals. Vandy held Arkansas to an even 40.0 percent field goal percentage. The Dores forced the Razorbacks into 26 turnovers, which led to a 40-13 edge in points off turnovers for Vandy.

### BOX SCORE

NO. Name	Min	FG	3P	FT	Rebounds	Fouls	TP	AS	TO	ST	Blocks	pts	Shooting By Period		
													FG	3P	
22 Vera Ojenewa	0:29:21	2-6	0-0	4-4	8	1	1	4	0	1	1	1	1	1	50.0%
1 Phoenix Stojin	0:29:21	3-9	1-1	1-2	0	0	0	3	9	0	1	0	0	0	33.3%
2 Kiki Smith	0:17:27	2-6	1-3	0-0	0	1	2	0	5	0	0	0	0	0	33.3%
3 Izzy Higginbottom	0:30:57	2-6	1-2	2-2	0	5	5	3	7	4	0	1	0	0	33.3%
10 Cristina Sanchez-Cerquera	20:54	1-4	0-0	2-6	8	2	1	1	2	2	2	2	0	0	20.0%
23 Carly Keats	24:49	6-15	1-0	0-0	0	0	0	1	16	1	2	0	0	0	26.7%
24 Justine Piscoot	12:07	1-2	0-1	0-0	0	0	0	0	1	2	0	0	0	0	0.0%
25 Darika Gates	10:29	1-3	0-1	0-0	2	1	3	0	2	0	0	0	0	0	0.0%
20 Karley Johnson	24:10	0-8	1-1	1-2	3	3	1	2	14	1	1	0	0	0	0.0%
44 Maelyn Kruber	02:50	0-1	0-0	0-0	0	0	0	0	0	0	0	0	0	0	0.0%
<b>Team</b>															
<b>Totals</b>	24:00	10:24	4:7	12:21	33	8	12	6	10	13	14	17	4	11	40.0%

## GAME 21 Vanderbilt at 15/15 Alabama

	1	2	3	4	TOTAL
	15	12	17	22	<b>66</b>
	19	15	7	23	<b>64</b>

**DATE** Jan. 26, 2025 **SITE** Coleman Coliseum (Tuscaloosa, Ala.)

**TIPOFF** 1:00 p.m. **END** 2:54 p.m. **ELAPSED** 1:54  
**ATTENDANCE** 2,712

### DORES ROLL NO. 19 ALABAMA

TUSCALOOSA, Ala. - Freshman Mikayla Blakes scored 33 points to help the Vanderbilt women's basketball team collect a 66-64 win at No. 19/19-ranked Alabama on Sunday afternoon.

Blakes, the reigning USBWA Tamika Catchings National Freshman of the Week, put on a show in front of the award's namesake, who was calling the game on SEC Network. Her 33-point performance marked the second time this season that Blakes has scored 30 or more points in a game, joining Barbara Brackman (1981-82) as the only Vanderbilt freshmen to register 30-plus points in multiples games in a season. The Somerset, New Jersey, native came up clutch in the second half, as Blakes scored 19 points over the final two quarters to help Vanderbilt erase a nine-point deficit in the third quarter.

With the win, Vanderbilt improves to 17-4 overall and 4-3 in SEC play. The Commodores collected their second victory over a ranked opponent this season. It is the first time since 2015-16 that the Dores have collected multiple wins over ranked foes in a season. The victory also snaps Vanderbilt's 10-game losing streak to Alabama. It is Vandy's first road win over a top-25 opponent since knocking off No. 24 Missouri, 56-52, on Feb. 28, 2016.

It was a back-and-forth contest on Sunday, which featured eight lead changes and five ties. The Commodores trailed the Crimson Tide 41-32 halfway through the third quarter, but Vanderbilt closed the frame on a 10-0 run to take a 42-41 lead into the fourth quarter.

The Dores pushed their lead to six points in the opening minutes of the fourth, but the No. 19-ranked team in the nation got back and tied the game at 60-60 with two minutes left on the clock. Blakes went on a personal 5-0 run from that point to give Vanderbilt a 65-60 advantage with 59 seconds left. An Alabama 3-point field goal made it a 65-63 affair with 41 seconds remaining.

With Vanderbilt leading by two, the Crimson Tide decided to play defense rather than extend the game at the free throw line. Vandy got two offensive rebounds on its final possession before Blakes went to the line, where she would go 1-of-2 to make it a 66-63 contest. Alabama also went 1-for-2 at the charity stripe on the ensuing possession, as Vandy called a timeout to advance the ball with three seconds left, holding a 66-64 lead. Vanderbilt turned over the inbound pass, however, Alabama was unable to get a shot off in time, as the Commodores secured the two-point victory.

Sophomore Khamil Pierre posted her 12th double-double of the season with a 12-point, 14-rebound effort. Pierre's 12-point outing extended her double-digit scoring streak to 23 games dating back to last season.

Vanderbilt shot 33.8 percent from the floor, while Alabama shot 51.9 percent. The Commodores held a 39-36 edge on the glass and collected 20 offensive rebounds. Vandy forced the Crimson Tide into 23 turnovers, which led to a 30-15 edge in points off turnovers for the Dores.



### BOX SCORE

NO. Name	Min	FG	3P	FT	Rebounds	Fouls	TP	AS	TO	ST	Blocks	pts	Shooting By Period		
													FG	3P	
10 Jane Nwabia	16:40	2-3	1-1	0-2	2	2	0	1	2	0	0	0	0	0	0.0%
12 Khamil Pierre	36:36	4-19	0-0	4-5	6	18	14	5	7	12	3	5	0	0	8.8%
11 Mikayla Blakes	37:59	10-21	3-8	10-12	1	4	5	2	10	1	3	0	1	0	21.8%
11 Jordyn Oliver	0:37:58	0-1	0-0	0-0	0	0	0	0	2	0	0	0	0	0	0.0%
13 Iyana Moore	38:53	3-12	0-5	2-2	0	2	0	0	2	2	1	0	0	0	7.7%
5 Leilani Kapinus	30:59	4-9	0-1	0-0	4	1	5	1	0	0	0	0	0	0	44.4%
4 Madison Greene	06:23	0-1	0-1	0-0	0	0	0	0	2	0	0	0	0	0	0.0%
14 Ayana Mitchell	05:49														



# GAME RECAPS

## GAME 25 Vanderbilt vs. Mississippi St.

	1	2	3	4	OT	TOT	TOTAL
	9	20	21	15	7	13	<b>85</b>
	19	12	17	17	7	5	<b>77</b>

**DATE** Feb. 13, 2025 **SITE** Memorial Gymnasium (Nashville, Tenn.)

**TIPOFF** 8:00 p.m. **END** 10:35 p.m. **ELAPSED** 2:35  
**ATTENDANCE** 3,577

### DOERS FALL IN DOUBLE OVERTIME

NASHVILLE, Tenn. – The Vanderbilt women's basketball team dropped an 85-77 decision to Mississippi State on Thursday in the first double overtime game at Memorial Gymnasium in over 35 years.

In a tight battle featuring 13 lead changes and 12 ties, it was Mississippi State outscoring Vanderbilt, 13-5 in the second overtime period to finally pull away from the Commodores. It's the first double overtime contest for Vandy under head coach Shea Ralph, while it was the ninth double overtime game in program history. Additionally, it was the first double overtime game at Memorial Gym since the 1989-90 season, when the Doers dropped a 96-93 decision to Auburn on Jan. 20, 1990.

With the loss, Vanderbilt extends its losing streak to three games. The Commodores are now 18-7 overall and 5-6 in SEC play. Mississippi State improves to 18-8 and 5-7 in league games.

Sophomore Khamil Pierre registered her 13th double-double of the season with a 24-point, 12-rebound effort against the Bulldogs. Pierre has scored 20-plus points in three-straight contests. Her 24-point performance marks the 26th time over the last 27 games that the 6-2 forward score registered double-digit points.

Pierre led a quartet of double-digit scorers for the Commodores. Sophomore Madison Greene came off the bench and hit four 3-point field goals en route to a 17-point performance. It is the ninth time this season that Greene has scored 10-plus points in a reserve role.

Freshman Mikayla Blakes filled up the stat sheet against the Bulldogs. The six-time SEC Freshman of the Week registered 13 points, pulled down a career-high nine rebounds, collected five steals, and dished out four assists. Senior Iyana Moore tallied 10 points and handed out a season-best five assists.

The Commodores shot 37.2 percent from the floor against MSU, while the Bulldogs posted a 38.9 percent field goal percentage. Mississippi State out rebounded Vanderbilt, 65-43, led by Madina Okot's 23-rebound performance. MSU outscored Vandy 66-30 in the paint and held a 24-9 edge in second chance points.

### BOX SCORE

NO.	Name	Min	FG	3P	FT	Reb	Ast	TO	Stk	Blk	+/-	Shooting By Period												
												1st	2nd											
15	Madina Okot	G	33/51	9/12	0/1	23	3	11	2	2	4	2	0	11										
0	Denim DeShields	G	43/26	9/13	0/3	2	4	2	4	4	5	3	1	18										
2	Jerkala Jordan	G	29/24	9/24	0/0	3	1	4	4	2	1	1	1	0										
5	Charodie Paster	G	41/11	4/8	0/1	3/4	6	9	1	4	11	3	2	22										
21	Debreasha Powe	G	40/56	2/11	1/0	0	0	4	4	3	1	5	0	1										
1	Oeshaun McPhaul	F	10/38	1/3	1/2	0	1	0	1	1	1	0	0	12										
4	Eryia Russell	F	27/14	0/10	0/5	0	0	1	3	4	1	0	2	0										
24	Quanarah Montague	F	19/29	6/9	0/0	3/6	8	12	2	3	15	1	1	0										
14	Kayla Thomas	04/11	0/0	0/0	0/0	1	1	0	1	0	0	0	0	0										
<b>Team</b>												3	3											
<b>Totals</b>												39/90	12/27	19/26	29	69	17	19	85	11	22	11	4	8
												Technical Fouls:NONE												
												OTFG%: 7.12 58.0%												
												3PT%: 6.1 0.0%												
												FT%: 67.883%												
												GMFG%: 35.60 38.9%												
												SPT%: 2.67 7.4%												
												FTL: 13.19 68.4%												
												Dead Ball Rebounds: 4-0												

### BOX SCORE

NO.	Name	Min	FG	3P	FT	Reb	Ast	TO	Stk	Blk	+/-	Shooting By Period											
												1st	2nd										
10	Jane Waraba	F	55/57	0/1	0/0	1	2	0	0	0	0	0	0										
12	Khamil Pierre	F	44/06	11/19	1/3	14	1	12	3	24	3	2	0										
1	Mikayla Blakes	G	43/59	4/19	1/6	4	4	2	7	9	7	14	4										
11	Jordyn Oliver	G	37/42	4/9	0/0	0	0	2	5	1	0	8	0										
23	Iyana Moore	G	40/21	3/12	0/4	0	0	4	4	3	1	3	0										
5	Leilani Kapinus	09/06	0/1	0/0	0/2	2	2	1	1	2	0	2	0										
4	Madison Greene	41/08	1/11	4/2	1/2	1	2	1	2	1	0	1	0										
14	Aiyana Mitchell	18/12	0/4	0/0	1/3	4	2	0	2	1	3	2	0										
13	Justine Pissott	09/28	1/2	1/2	0/0	1	1	1	1	3	1	0	0										
<b>Team</b>												2	3										
<b>Totals</b>												29/78	7/25	12/16	12	31	43	19	17	13	13	4	4
												Technical Fouls:NONE											
												OTFG%: 3.15 20.0%											
												3PT%: 1.5 20.0%											
												FT%: 55.37%											
												GMFG%: 29.78 37.2%											
												SPT%: 7.26 28.9%											
												FTL: 12.16 75.0%											
												Dead Ball Rebounds: 2-0											



### BOX SCORE

MS ST	YANDY	Points from Turnovers	MS ST	YANDY	Period by Period Scoring			
					1st	2nd	3rd	4th
Biggest lead	9 (2nd OT: 5:56)	10 (1st OT: 6:50)	Turnovers	17	25			
Best Scoring Run	11 (2nd OT: 2:36)	8 (1st OT: 4:47)	Paint	69	30			
Lead Changes	12	Second Chance	24	9				
Times Tied	15	Fast Breaks	8	18				
Time with Lead	14:55	Bench	18	22				

### INDIVIDUAL LEADERS

Points	Rebounds	Assists	Steals	Blocks	Vanderbilt		Mississippi State	
					Player	Points	Player	Points
					Khamil Pierre - 24 pts	Madina Okot - 21 pts	Jerkala Jordan - 21 pts	
					Khamil Pierre - 12 reb	Madina Okot - 23 reb	Quanarah Montague - 12 reb	
					Iyana Moore - 5 ast	Denim DeShields - 4 ast	Madina Okot - 3 ast	
					Mikayla Blakes - 5 stl	Madina Okot - 4 stl	A. Mitchell/L. Moore - 3 stl	
					Aiyana Mitchell - 2 blk	Madina Okot - 2 blk	L. Kapinus/J. Oliver - 1 blk	

## GAME 26 Vanderbilt at Auburn

	1	2	3	4	OT	TOTAL
	17	22	17	28	14	<b>98</b>
	18	24	22	20	4	<b>88</b>

**DATE** Feb. 16, 2025 **SITE** Neville Arena (Auburn, Ala.)

**TIPOFF** 3:00 p.m. **END** 5:18 p.m. **ELAPSED** 2:18  
**ATTENDANCE** 4,353

### BREAKING RECORDS AGAIN

AUBURN, Ala. – Mikayla Blakes rewrote the NCAA record book once again Sunday afternoon, as she broke the NCAA freshman single-game scoring record with 55 points in a 98-88 overtime win at Auburn on Sunday afternoon.

Blake, who previously set the NCAA true freshman scoring record with 53 points at Florida on Jan. 30, broke Delaware's Elena Dela Donne's NCAA freshman scoring record of 54 points she scored as a redshirt freshman back during the 2009-10 season. Blakes is the first freshman since the turn of the century to record two 50-plus point performances in the same season, while she is the fourth NCAA Division I player to accomplish the feat since 1999-00.

The win ends Vanderbilt's three-game skid, as the Commodores are now 19-7 overall and 6-6 in SEC play. Auburn moves to 12-14 on the year and now stands at 3-10 in league play.

Vanderbilt overcame its second-largest deficit in the second half since the turn of the century by erasing a 15-point Auburn lead late in the fourth quarter. It was two points shy of the largest comeback this century for the Doers, which came on March 7, 2004, when the Commodores completed a 17-point comeback against Georgia.

Blakes shot 53.6 percent from the field, going 15-of-28 from the floor. The freshman from Somerset, New Jersey, went 23-of-24 from the free throw line, as she made her first 23 free throw attempts. The guard dished out a team-high five assists and added five rebounds and three steals to her stat line.

Additionally, Blakes' 55 points at Auburn broke her own SEC single-game scoring record of 53 points set at Florida on Jan. 30. The 55 points also set the Neville Arena single-game scoring record for either a men's or women's basketball player.

The Commodores trailed the Tigers by 15 points at 74-59 with 6:55 remaining in the game. Vanderbilt went on a 20-5 run from there to pull even with Auburn at 79-74 with 5:53 left in the contest. The Tigers regained an 81-79 advantage with a pair of free throws with 32 seconds remaining. Vandy was called for an offensive foul on the ensuing possession with 12 seconds left, and Auburn went 1-of-2 from the line to push its lead to three points.

Vanderbilt made it a one-possession game with a pair of free throws from Blakes, but Auburn answered with a couple of free throws to go back up 84-81 with seven seconds left. Blakes was fouled on an overtime game-tying 3-pointer with 0.9 seconds left in regulation and hit all three free throws to send the game into potential at 84-84.

Vandy used the momentum built in the fourth quarter to outscore Auburn 14-4 in overtime to score the 10-point, come-from-behind victory over the Tigers. Blakes' made a pair of free throws with 17 seconds left to set the NCAA freshman single-game scoring record. The guard scored 30 points combined in the fourth quarter and overtime.

Blakes' 55 points pushed her double-digit scoring streak to 12 games. It was her fourth 30-plus point performance of the year, all of which have come in SEC play. Additionally, it was Blakes' 16th game scoring 20 or more points, a mark that leads all NCAA Division I freshmen this season.

Sophomore Khamil Pierre registered double-digit points for the fourth-straight game with a 13-point performance. The 6-2 forward has now scored double-digit points in 27 of her last 28 games dating back to last season.

The Commodores shot 50.8 percent from the floor in the win, while connecting on 33.3 percent of their shots from behind the arc. Vanderbilt forced Auburn into 15 turnovers which led to a 21-13 edge in second chance points for the Doers. Vandy won the rebounding battle, 33-31, led by sophomore Aiyana Mitchell's career-high seven rebounds.

### BOX SCORE

NO.	Name	Min	FG	3P	FT	Reb	Ast	TO	Stk	Blk	+/-	Shooting By Period										
												1st	2nd									
10	Jane Waraba	F	10/14	0/1	0/0	0	1	2	3	0	0	0	0									
12	Khamil Pierre	F	35/58	6/18	0/0	3/4	1	3	4	3	19	0	0									
1	Mikayla Blakes	G	45/60	15/28	2/7	20/24	2	3	5	4	15	5	2									
11	Jordyn Oliver	G	35/26	2/6	0/0	2	2	4	3	0	4	1	0									
23	Iyana Moore	G	19/09	1/4	0/2	0	1	2	3	0	2	1	0									
4	Madison Greene	25/34	2/6	1/3	1/2	2	1	6	1	2	2	0	22									
5	Leilani Kapinus	21/54	1/1	0/0	2/2	2	3	1	4	2	1	1	0									
14	Aiyana Mitchell	21/02	1/1	0/0	1/6	7	3	0	2	0	1	4	0									
13	Justine Pissott	10/10	2/3	2/3	0/0	0	0	1	1	0	0	0	0									
<b>Team</b>												1	2									
<b>Totals</b>												32/63	15/30	19/23	20	33	22	25	13	13	5	10
												Technical Fouls:NONE										
												OTFG%: 12.12 100%										
												3PT%: 6.0 0.0%										
												FT%: 82.609%										
												GMFG%: 50.8 50.8%										
												SPT%: 5.15 33.3%										
												FTL: 29.32 60.6%										
												Dead Ball Rebounds: 2-1										

### BOX SCORE

NO.	Name	Min	FG	3P	FT	Reb	Ast	TO	Stk	Blk	+/-	Shooting By Period											
												1st	2nd										
1	Celia Sumbane	F	31/11	3/5	0/1	2/2	1	2	3	5	3	3	2										
5	DeYona Gaston	F	29/24	9/11	0/0	7/8	1	2	3	3	9	0	0										
14	Taylen Collins	F	38/53	2/6	0/0	2/4	2	5	7	0	4	0	2										
9	Yuting Deng	G	42/22	11/26	6/10	1	1	8	9	4	3	2	0										
12	Mar'haun Bostic	G	37/34	4/6	1/1	5/6	1	2	5	4	11	9	1										
11	Syriliah Daniels	21/54	2/7	0/3	0/0	1	2	3	4	0	4	0	0										
7	Yakya Milton	11/19	1/2	0/0	0/0	1	0	1	0	2	1	0	0										
2	Jordan Hunter	07/28	0/1	0/1	0/0	0	0	0	0	0	0	0	0										
20	Oyendombi Akintobin	04/07	1/1	0/0	0/0	1	2	3	0	0	0	0	0										
<b>Team</b>												1	2										
<b>Totals</b>												33/64	5/16	17/21	9	22	31	23	22	8	1	5	10
												Technical Fouls:NONE											
												OTFG%: 8.10 8.0%											
												3PT%: 1.2 0.0%											
												FT%: 82.000%											
												GMFG%: 50.8 50.8%											
												SPT%: 5.16 31.3%											
												FTL: 17.21 81.0%											
												Dead Ball Rebounds: 2-0											

Biggest lead	Best Scoring Run	Lead Changes	Times Tied	Time with Lead	Vandy		Auburn		Period by Period Scoring			
					1st	2nd	3rd	4th	OT	TOT		
11 (1st OT: 1:06)	16 (4th OT: 6:55)	3	3	05:20	25	13	25	13				
21 (4th OT: 2:18)	8 (4th OT: 5:59)	3	3	38:20	46	44	18	5				
5	3	12	12	18	18	24	22	20	4	88		

### INDIVIDUAL LEADERS



# GAME RECAPS

## GAME 28 Vanderbilt at 6/6 South Carolina

	1	2	3	4	TOTAL
	24	11	21	26	<b>82</b>
	11	14	12	17	<b>54</b>

**DATE** Feb. 23, 2025 **SITE** Memorial Gym (Nashville, Tenn.)

**TIPOFF** 2:00 p.m. **END** 4:04 p.m. **ELAPSED** 2:04  
**ATTENDANCE** 7,805

### DORES FALL ON SENIOR DAY

NASHVILLE, Tenn. – The Vanderbilt women's basketball team dropped an 82-54 decision to No. 6/6 South Carolina on Senior Day at Memorial Gymnasium.

Freshman Mikayla Blakes and sophomore Khamil Pierre each scored double-digit points for the Dores against the Gamecocks on Sunday afternoon. Blakes registered a team-high 19 points to extend her double-digit scoring streak to a career-long 14 games. Meanwhile, Pierre posted her 14th double-double of the season with a 14-point, 10-rebound effort.

Pierre's 14 double-double ties her with Vanderbilt women's basketball assistant coach Ashley Earley for the most double-doubles in a season since 1999-00. It is the fourth time that the 6-2 forward recorded a double-double in SEC play this season. Her 14-point effort also extends Pierre's current double-digit scoring streak to six games, while she has now scored 10-plus points in 29 of her last 30 games.

With the loss, Vanderbilt falls to 19-9 overall on the year and 6-8 in SEC play. Conversely, No. 6 South Carolina improves to 25-3 overall and 13-1 in league games.

The Commodores battled with the defending national champions throughout the first 20-plus minutes of Sunday's contest, as Vanderbilt trailed by six points at 35-29 at the 8:53 mark of the third quarter. South Carolina would go on a 15-1 run from there to take a double-digit lead it would never relinquish.

Vanderbilt shot 30.4 percent from the floor, while South Carolina posted a 46.2 percent field goal percentage. The Gamecocks took full control of its size advantage over Vandy on Sunday, outscoring the Commodores 48-16 in the paint.

### BOX SCORE

South Carolina - 82													Record: 25-3 (13-1)												
NO. Name	Min	FG	3P	FT	Rebounds	Fouls	TP	AS	TO	ST	Blocks	+/-	Shooting By Period												
													1st	2nd	3rd										
10 Santa Feagin	F 12:55	0/0	0/0	2/2	3	3	1	2	0	0	0	0	2	1st	0/0	0/0	2/2								
21 Chloe Kotts	F 19:53	2/4	0/1	2/2	2	4	2	4	3	1	1	0	0	1st	1/1	0/0	2/2								
0 To-Hina Paopao	G 20:56	4/10	2/4	3/4	0	3	1	2	13	2	3	1	0	1st	2/2	0/0	1/1								
23 Bree Hall	G 27:27	1/9	0/6	1/2	1	2	3	0	3	1	1	0	0	1st	0/0	0/0	1/2								
25 Raven Johnson	F 18:30	2/4	0/0	0/0	4	1	0	4	2	2	2	1	1	1st	1/1	0/0	0/0								
4 Joyce Edwards	F 20:38	6/12	5/7	10/12	3	7	17	3	1	1	2	0	0	1st	2/2	5/5	8/8								
12 MiLaysia Fulwiley	F 19:20	10/15	2/4	2/4	1	3	4	2	24	1	0	2	0	1st	2/2	0/0	0/0								
30 Maryam Dauda	F 11:51	1/2	0/0	1/2	3	7	0	0	0	1	0	0	0	1st	0/0	0/0	0/0								
5 Tessa Johnson	F 17:44	1/5	1/4	2/2	2	2	2	0	0	0	0	0	0	1st	0/0	0/0	2/2								
35 Sakima Walker	F 05:37	0/1	0/0	0/0	1	1	0	0	0	0	0	0	0	1st	0/0	0/0	0/0								
1 Maddy McDaniel	F 07:59	2/2	0/0	1/1	0	0	0	0	1	5	2	1	0	1st	1/1	0/0	0/0								
15 Adah'ya	F 02:28	1/1	0/0	0/0	1	1	2	0	0	0	0	0	0	1st	0/0	0/0	0/0								
Team					1	2	4	1	2	0	0	0	0												
Totals		30/65	5/19	17/27	20	27	47	23	22	82	16	13	5	0	28										

Vanderbilt - 54													Record: 19-9 (6-8)												
NO. Name	Min	FG	3P	FT	Rebounds	Fouls	TP	AS	TO	ST	Blocks	+/-	Shooting By Period												
													1st	2nd	3rd										
10 Jane Nwabia	F 05:27	0/0	0/0	0/0	1	1	0	0	0	0	0	0	0	1st	0/0	0/0	0/0								
12 Khamil Pierre	F 31:13	6/17	2/4	2/4	3	7	0	3	14	0	2	1	0	1st	2/2	0/0	2/2								
6 Leilani Kapinus	G 02:40	0/0	0/0	0/0	3	3	4	5	0	0	0	0	0	1st	0/0	0/0	0/0								
11 Jordyn Oliver	G 00:00	0/0	0/0	0/0	1	1	0	0	0	0	0	0	0	1st	0/0	0/0	0/0								
23 Iyana Moore	G 21:20	0/4	0/2	1/2	1	2	3	1	2	4	1	0	0	1st	0/0	0/0	0/0								
1 Mikayla Blakes	F 31:19	5/15	2/5	7/8	3	4	7	4	19	2	3	1	0	1st	1/1	0/0	1/1								
4 Madison Greene	F 27:05	0/5	0/1	2/2	0	0	2	2	2	3	2	0	0	1st	0/0	0/0	0/0								
14 Alyana Mitchell	F 14:18	2/5	0/0	1/1	2	3	2	4	9	1	3	0	0	1st	0/0	0/0	0/0								
13 Justine Pissott	G 03:28	0/1	0/0	0/0	0	0	0	0	0	0	0	0	0	1st	0/0	0/0	0/0								
2 Jada Brown	F 01:14	0/0	0/0	0/0	0	0	0	0	0	0	0	0	0	1st	0/0	0/0	0/0								
Team					3	4	4	0	0	0	0	0	0												
Totals		17/56	2/12	18/25	14	21	35	22	54	10	17	8	0	5	28										

### INDIVIDUAL LEADERS

SC		Vandy		Points from Period Scoring		
Biggest lead	30 (4 <sup>th</sup> 0:30)	0 (1 <sup>st</sup> 10:00)	Turnovers	23	3	
Best Scoring Run	10 (2 <sup>nd</sup> 4:43)	7 (3 <sup>rd</sup> 8:53)	Paint	48	16	
Lead Changes	0	0	Second Chance	17	12	
Times Tied	0	0	Fast Breaks	10	0	
Time with Lead	38:43	00:00	Bench	56	30	
			Vandy	11	14	12
			SC	24	11	21

Points	Mikayla Blakes - 19 pts		MiLaysia Fulwiley - 24 pts	
	Khamil Pierre - 14 pts		Joyce Edwards - 17 pts	
Rebounds	Khamil Pierre - 10 reb		Joyce Edwards - 12 reb	
	M. Blakes/L. Kapinus - 7 reb		Maryam Dauda - 7 reb	
Assists	Four Tied w/ 2 ast		Te-Hina Paopao - 4 ast	
	A. Mitchell/J. Oliver - 1 ast		J. Edwards/C. Kitts - 3 ast	
Steals	Jordyn Oliver - 3 stl		J. Edwards/T. PaoPao - 3 stl	
	Madison Greene - 2 stl		MiLaysia Fulwiley - 2 stl	
Blocks	No Blocks Recorded		Joyce Edwards - 3 blk	
			Three Tied w/ 1 blk	

## GAME 29 Vanderbilt vs. Texas A&M

	1	2	3	4	TOTAL
	11	14	14	19	<b>58</b>
	16	21	33	21	<b>91</b>

**DATE** Feb. 27, 2025 **SITE** Memorial Gym (Nashville, Tenn.)

**TIPOFF** 6:30 p.m. **END** 8:14 p.m. **ELAPSED** 1:44  
**ATTENDANCE** 4,411

### DORES LOCK UP TEXAS A&M

NASHVILLE, Tenn. – Sophomore Khamil Pierre scored 31 points and the Vanderbilt women's basketball team collected 21 steals in a 91-58 win over Texas A&M Thursday night.

Pierre shot 61.9 percent from the floor (13-of-21) in her 31-point performance and pulled down a team-high six rebounds. The 6-2 forward nearly had a double-double via points and steals, as Pierre added a career-high nine steals and a personal-best five assists to her stat line in game against the Aggies. It is the second 30-plus point outing for Pierre this season, as she scored a then-school record 42 points vs. Evansville on Dec. 14. It was also her 16th game this season with 20 or more points.

The Commodores collected 21 steals and forced Texas A&M into 30 turnovers. It was the second time this season that Vanderbilt has collected 20 or more steals in a game, as the Dores had a season-best 24 steals against Evansville. Meanwhile, it was Vandy's third game forcing a foe into 30 or more turnovers in 2024-25.

With the win, Vanderbilt improves to 20-9 overall and 7-8 in SEC play. It marks the second-straight season that the Dores have collected at least 20 wins, as Vandy went 23-10 in 2023-24. It is the first time since the 2011-12 and 2012-13 campaigns that Vandy has posted back-to-back 20-win seasons.

Freshman Mikayla Blakes scored 18 points and added five assists and four steals. Her 18-point effort extended Blakes' double-digit scoring streak to a career-high 15 games. Junior Justine Pissott registered a season-best 14 points and hit a season-high four 3-pointers, shooting a perfect 1.000 percent from behind the arc.

Senior Iyana Moore moved into a tie for 23rd on Vanderbilt's all-time scoring list on Thursday, as she is now tied with Misty Lamb (1990-93) with 1,247 career points. Moore also passed Carolyn Peck (1,240 pts; 1985-88) on Thursday on Vandy's all-time scoring list.

The Dores shot 47.2 percent from the floor in the victory and made nine 3-point field goals. Vanderbilt's 30 turnovers forced led to a 41-12 edge for the Commodores in points off turnovers. Vandy also held a 24-4 advantage in fastbreak points.

### BOX SCORE

Texas A&M - 58													Record: 10-17 (5-12)												
NO. Name	Min	FG	3P	FT	Rebounds	Fouls	TP	AS	TO	ST	Blocks	+/-	Shooting By Period												
													1st	2nd	3rd										
13 Jada Malone	F 28:18	6/8	0/0	0/2	4	3	7	2	12	0	1	1	0	1st	1/1	0/0	2/4								
32 Lauren Ware	F 32:31	6/14	0/0	4/5	6	9	1	6	18	0	2	2	1	1st	2/2	0/0	1/2								
3 Erica Moon	G 23:58	1/4	0/2	0/0	0	2	2	3	5	0	1	1	0	1st	0/0	0/0	0/0								
20 Janan Keri	G 31:03	2/6	1/3	0/0	0	1	1	0	5	3	2	0	0	1st	0/0	0/0	0/0								
24 Sahara Jones	G 32:33	2/8	1/4	4/6	0	4	7	2	4	3	1	0	0	1st	0/0	0/0	0/0								
17 Kyndal Hunter	F 27:27	2/5	1/3	1/1	0	4	3	2	6	7	0	0	0	1st	0/0	0/0	0/0								
23 Amrith Abdur-Rahm	F 22:40	4/8	0/0	0/0	2	5	3	1	8	3	4	0	0	1st	0/0	0/0	0/0								
Team					3	6	0	0	0	0	0	0	0												
Totals		23/53	3/12	9/16	14	27	41	15	18	0	14	10	5	7	1	23									

Vanderbilt - 91													Record: 20-9 (7-8)												
NO. Name	Min	FG	3P	FT	Rebounds	Fouls	TP	AS	TO	ST	Blocks	+/-	Shooting By Period												
													1st	2nd	3rd										
10 Jane Nwabia	F 13:10	1/4	1/3	2/2	2	1	0	1	1	0	0	0	0	1st	0/0	0/0	2/2								
12 Khamil Pierre	F 30:46	13/21	5/7	2/4	4	6	0	3	31	5	4	9	0	1st	4/4	0/0	0/0								
1 Mikayla Blakes	G 31:13	6/16	1/4	5/6	2	1	0	1	15	0	4	4	0	1st	2/2	0/0	0/0								
11 Jordyn Oliver	G 27:01	2/2	0/0	0/0	0	0	0	0	4	0	2	0	0	1st	0/0	0/0	0/0								
23 Iyana Moore	G 17:22	3/4	2/5	0/0	0	0	0	1	8	1	2	1	0	1st	0/0	0/0	0/0								
5 Leilani Kapinus	F 21:29	2/5	0/1	0/0	3	3	6	4	2	1	2	0	0	1st	0/0	0/0	0/0								
4 Madison Greene	F 21:32	2/8	1/4	0/0	0	1	1	1	5	2	0	3	13	1st	0/0	0/0	0/0								
14 Alyana Mitchell	F 05:27	0/2	0/0	0/0	0	0	0	0	0	0	0	0	0	1st	0/0	0/0	0/0								
13 Justine Pissott	F 17:16	5/5	4/4	0/0	0	1	0	0	14	1	0	0	0	1st	0/0	0/0	0/0								
2 Jada Brown	F 04:54	0/2	0/1	0/0	0	0	0	0	0	0	0	0	0	1st	0/0	0/0	0/0								
24 Aja Makurat	F 04:54	0/1	0/1	0/0	0	0	0	0	0	0	0	0	0	1st	0/0	0/0	0/0								
30 Trinity Wilson	F 03:08	0/0	0/0	0/0	0	0	0	0	0	0	0	0	0	1st	0/0	0/0	0/0								
Team					4	4	8	0	0	0	0	0	0												
Totals		54/72	9/24	14/17	14	20	34	16	10	0	22	13	0	7	23										

### INDIVIDUAL LEADERS



# GAME RECAPS

## GAME 31 Vanderbilt vs. Tennessee

	1	2	3	4	TOTAL
	20	13	15	28	<b>76</b>
	27	12	24	21	<b>84</b>

**DATE** March 6, 2025 **SITE** Bon Secours Wellness Arena (Greenville, S.C.)

**TIPOFF** 10:00 a.m. **END** 12:05 p.m. **ELAPSED** 2:05  
**ATTENDANCE** 7,649

### DORES MOVE ON

**GREENVILLE, S.C.** - No last-second heroics were needed this time, as the No. 8-seed Vanderbilt women's basketball team knocked No. 9-seed Tennessee out of the SEC Women's Basketball Tournament with an 84-76 win on Thursday at Bon Secours Wellness Arena.

With the victory, Vanderbilt moves onto the quarterfinals of the SEC Tournament, where they will face No. 1-seed South Carolina on Friday at 11 a.m. CT on ESPN.

Today's victory over the Lady Volunteers in the second round of the SEC Tournament marks the first time in program history that Vandy has beaten Tennessee twice in the same season. The Dores defeated the Lady Vols, 71-70, on Jan. 19 at Memorial Gymnasium, where freshman Mikayla Blakes' putback tip-in with 0.8 seconds gave the Commodores the win. Additionally, Vanderbilt's victory over Tennessee marks the first time since the 2000-01 season that the Dores have beaten the Lady Vols in the SEC Tournament.

The win moves Vanderbilt's overall record to 22-9 this season. The Commodores have now posted three-straight wins. The Dores now advance to the SEC Tournament quarterfinals for the first time since the 2015-16 season.

The Commodores were led by a trio of double-digit scorers. Blakes paced Vandy with 24 points, shooting and dished out four assists. Senior Iyana Moore tallied 23 points and went 4-of-4 from behind the arc. Sophomore Khamil Pierre registered her 16th double-double of the season with a 16-point, 15-rebound effort.

For Blakes, it was her 19th game this season scoring 20 or more points, while it was Moore's third 20-plus point performance of the season. Pierre registered double-digit points for the 31st time over her last 32 games.

Vanderbilt used a 23-5 run midway through the third quarter to break a 39-39 tie and take a 17-point advantage. The Commodores maintained their double-digit lead until the game's closing seconds, as Vandy posted the eight-point victory over Tennessee.

The Dores shot 46.3 percent from the floor and made six 3-pointers. Vanderbilt won the rebounding battle, 42-34, which led to a 21-6 edge in second chance points for the Commodores. Vandy led for 37:02 of game time on Thursday.

### BOX SCORE

Tennessee - 76																			
Record: 22-9																			
NO.	Name	Min	FG	3P	FT	Rebounds	Fouls	TP	AS	TO	ST	Blocks							
			1st	2nd	3rd	Off	Def												
11	Zee Spearman	F 24:02	2-5	0-0	1-2	3	7	10	2	2	5	3	1	1	1	3	1st FT%	4.9	44.4%
33	Alyssa Latham	F 14:31	2-4	0-1	0-0	2	0	2	3	0	4	0	0	0	0	0	FT%	0.0	0%
9	Jewel Spear	G 23:55	5-12	2-8	0-0	0	0	4	1	13	2	0	1	1	1	2	2nd FT%	6.0	40.0%
7	Samara Spencer	G 25:31	5-10	1-5	2-4	0	1	1	1	2	13	3	1	2	0	0	3rd FT%	0.5	0.0%
55	Talaysia Cooper	G 26:56	6-14	1-5	0-0	0	4	4	4	1	13	3	4	4	0	0	4th FT%	1.2	50%
2	Ruby Whitehorn	23:36	6-11	2-3	0-0	1	3	4	0	2	14	0	0	0	1	3	5th FT%	7.15	46.7%
21	Tess Darty	16:03	2-6	1-5	0-0	0	2	2	1	1	5	0	0	1	0	0	6th FT%	1.5	20.0%
53	Jillian Hollingshead	15:53	1-2	0-0	0-0	0	2	2	1	2	2	2	1	0	0	0	7th FT%	0.2	0%
1	Sara Puckett	06:11	1-1	1-1	0-0	1	2	3	2	0	0	1	0	0	0	0	8th FT%	11.21	52.4%
4	Kariya Boyd	16:59	1-2	0-0	0-2	1	0	1	3	1	2	3	2	0	0	0	9th FT%	4.10	40.0%
13	Avery Strickland	06:23	1-1	0-0	0-0	0	1	1	3	0	2	0	0	0	0	1	10th FT%	2.4	50%
Team		2	2	4													GM FT%	32.68	47.1%
Totals		32:48	16:29	5:6	10	24	34	34	12	76	15	13	3	2	3	8	11th FT%	9.29	31.0%
Technical Fouls: NONE																			

Vanderbilt - 84																				
Record: 22-9																				
NO.	Name	Min	FG	3P	FT	Rebounds	Fouls	TP	AS	TO	ST	Blocks								
			1st	2nd	3rd	Off	Def													
10	Jane Nwaba	F 27:51	3-7	1-3	0-0	3	3	6	1	0	7	1	0	0	0	14	1st FT%	3.5	60.0%	
12	Khamil Pierre	F 27:30	6-18	0-3	4-5	5	10	15	5	4	16	2	4	3	0	1	0	2nd FT%	0.0	0%
1	Mikayla Blakes	G 26:00	8-25	1-4	7-8	1	1	12	24	4	4	0	0	0	0	7	3rd FT%	5.18	27.8%	
11	Jordyn Oliver	G 40:00	2-6	0-0	0-0	3	1	4	0	1	4	15	4	2	0	1	8	4th FT%	2.4	50.0%
23	Iyana Moore	G 35:22	8-11	4-4	3-4	3	1	4	3	2	23	2	0	0	0	0	10	5th FT%	0.0	0%
5	Leilani Kapinus	15:30	2-3	0-0	2-2	0	3	3	0	2	6	0	0	2	1	0	18	6th FT%	6.17	47.1%
14	Aiyana Mitchell	12:09	1-1	0-0	0-3	0	1	1	1	3	2	1	1	1	2	0	11	7th FT%	1.5	20.0%
4	Madison Greene	05:28	1-1	0-0	0-0	0	1	1	0	2	0	2	0	0	0	2	8th FT%	7.10	70%	
Team		1	6	7													9th FT%	6.12	53.0%	
Totals		31:47	6:16	16:22	15	27	42	12	24	84	15	15	8	3	2	8	10th FT%	0.2	0.0%	
Technical Fouls: NONE																				

	UT	VU	Points from	UT	VU	Period by Period Scoring
Biggest lead	1 (2 <sup>nd</sup> 4:45)	21 (4 <sup>th</sup> 8:15)	Turnovers	21	9	[1st][2nd][3rd][4th][TOT]
Best Scoring Run	8 (2 <sup>nd</sup> 7:46)	13 (3 <sup>rd</sup> 2:54)	Paint	46	42	UT 20   13   15   28   76
Lead Changes	2		Second Chance	6	23	
Times Tied			Fast Breaks	17	6	VU 27   12   24   21   84
Time with Lead	02:52	37:10	Bench	28	10	

### INDIVIDUAL LEADERS

<b>Points</b>	Mikayla Blakes - 24 pts Iyana Moore - 23 pts	Ruby Whitehorn - 14 pts Three Tied w/ 13 pts
<b>Rebounds</b>	Khamil Pierre - 15 reb Jane Nwaba - 6 reb	Zee Spearman - 10 reb T. Cooper/R. Whitehorn - 4 reb
<b>Assists</b>	Jordyn Oliver - 5 ast Mikayla Blakes - 4 ast	Four Tied w/ 3 ast J. Hollingshead/J. Spear - 2 ast
<b>Steals</b>	Khamil Pierre - 3 stl Leilani Kapinus - 2 stl	Talaysia Cooper - 4 stl Samara Spencer - 2 stl
<b>Blocks</b>	Aiyana Mitchell - 2 blk Leilani Kapinus - 1 blk	Zee Spearman - 1 blk Jewel Spear - 1 blk