



Ole Miss at Vanderbilt

02/02/25 Memorial Gymnasium (Vanderbilt), Nashville  
2024-25 Women's Basketball

Game Time: 2:00 PM  
Game Duration: 1:44  
Attendance: 6,021

Officials: Timothy Greene, Angel Kent, Jody Cantrell

Ole Miss - 76

Record: 15-6 (6-3)

NO.	Name	F	Min	FG			3P			FT			Rebounds			Fouls		TP	AS	TO	ST	Blocks		+/-
				M-A	M-A	M-A	OR	DR	TOT	PF	FD	OR	DR	TOT	BS	BA								
7	Starr Jacobs	F	34:36	12-13	0-0	0-2	5	5	10	4	3	24	0	2	3	0	0	0	0	0	0	10		
24	Madison Scott	F	38:26	7-11	0-0	2-3	3	3	6	3	2	16	3	3	1	2	1	19						
0	Sira Thienou	G	15:34	2-5	0-1	2-2	1	1	2	3	1	6	1	0	1	0	0	4						
2	Tameiya Sadler	G	31:52	3-6	1-2	0-0	1	1	2	2	2	7	3	1	1	0	0	5						
3	Kennedy Todd-Williams	G	34:21	2-11	0-3	4-4	1	2	3	1	4	8	3	3	3	2	1	10						
20	Ayanna Thompson		02:13	0-0	0-0	0-0	0	1	1	0	0	0	0	1	0	0	0	-2						
1	Kirsten Deans		20:26	1-7	1-6	2-2	0	3	3	1	1	5	2	1	1	0	0	10						
12	Christeen Iwuala		15:59	4-5	0-0	0-1	1	3	4	1	2	8	3	1	0	0	0	16						
13	Mariyah Noel		06:33	1-1	0-0	0-0	0	0	0	0	0	2	0	1	1	1	0	3						
Team							1	0	1			0		1										
<b>Totals</b>				32-59	2-12	10-14	13	19	32	15	15	76	15	14	11	5	2	15						

Technical Fouls::NONE

Shooting By Period		
1st FG%	6-14	42.9%
3PT%	0-1	0.0%
FT%	0-2	0%
2nd FG%	9-15	60.0%
3PT%	0-2	0.0%
FT%	2-2	100%
3rd FG%	10-14	71.4%
3PT%	1-3	33.3%
FT%	4-6	66.7%
4th FG%	7-16	43.8%
3PT%	1-6	16.7%
FT%	4-4	100%
GM FG%	32-59	54.2%
3PT%	2-12	16.7%
FT%	10-14	71.4%

Dead Ball Rebounds: 2, 0

Vanderbilt - 61

Record: 18-5 (5-4)

NO.	Name	F	Min	FG			3P			FT			Rebounds			Fouls		TP	AS	TO	ST	Blocks		+/-
				M-A	M-A	M-A	OR	DR	TOT	PF	FD	OR	DR	TOT	BS	BA								
10	Jane Nwaba	F	08:52	0-0	0-0	0-0	0	1	1	1	1	0	1	1	0	1	1	0	0	0	0	0	-9	
12	Khamil Pierre	F	35:10	11-18	0-0	2-2	2	5	7	1	1	24	0	2	3	1	1	-16						
1	Mikayla Blakes	G	29:45	5-9	0-2	6-7	0	2	2	3	6	16	1	6	1	1	1	-5						
11	Jordyn Oliver	G	37:37	1-2	0-0	1-2	0	1	1	1	1	3	3	1	3	0	1	-9						
23	Iyana Moore	G	39:06	3-13	1-4	3-3	2	2	4	2	3	10	1	3	1	0	1	-13						
5	Leilani Kapinus		20:17	1-2	0-0	1-2	0	2	2	3	2	3	0	0	1	0	0	-7						
4	Madison Greene		11:09	2-4	1-2	0-0	1	1	2	0	0	5	0	2	0	0	1	-12						
13	Justine Pissott		10:20	0-1	0-1	0-0	0	1	1	2	0	0	2	2	0	0	0	1						
14	Aiyana Mitchell		07:44	0-0	0-0	0-0	1	1	2	2	1	0	0	1	0	0	0	-5						
Team							1	0	1			0		0										
<b>Totals</b>				23-49	2-9	13-16	7	16	23	15	15	61	8	18	9	2	5	-15						

Technical Fouls::NONE

Shooting By Period		
1st FG%	3-13	23.1%
3PT%	0-4	0.0%
FT%	5-6	83.3%
2nd FG%	4-12	33.3%
3PT%	1-3	33.3%
FT%	1-2	50%
3rd FG%	7-12	58.3%
3PT%	1-2	50.0%
FT%	5-5	100%
4th FG%	9-12	75.0%
3PT%	0-0	0.0%
FT%	2-3	66.7%
GM FG%	23-49	46.9%
3PT%	2-9	22.2%
FT%	13-16	81.3%

Dead Ball Rebounds: 3, 0

	MISS	VANDY
Biggest lead	20 (4 <sup>th</sup> 4:45)	1 (1 <sup>st</sup> 1:24)
Best Scoring Run	8 (2 <sup>nd</sup> 5:49)	5 (4 <sup>th</sup> 3:33)
Lead Changes	2	
Times Tied	3	
Time with Lead	37:30	00:44

	MISS	VANDY
Points from		
Turnovers	21	6
Paint	54	32
Second Chance	21	5
Fast Breaks	10	8
Bench	15	8

	Period by Period Scoring				
	1st	2nd	3rd	4th	TOT
MISS	12	20	25	19	76
VANDY	11	10	20	20	61



**Officials:** Timothy Greene, Angel Kent, Jody Cantrell

**Period 1**

**Quarter Starters:**

<b>VANDY</b>	1 Blakes M	10 Nwaba J	11 Oliver J	12 Pierre K	23 Moore I
<b>MISS</b>	0 Thienou S	2 Sadler T	3 Todd-Williams K	7 Jacobs S	24 Scott M

Game Time	VANDY	Score	Diff	MISS
10:00	12 PIERRE K jumpball won			7 JACOBS S jumpball lost
09:55	1 BLAKES M turnover lost ball (1)			7 JACOBS S steal (1)
09:25				0 THIENOU S 2pt FG from turnover in the paint, driving layup missed
09:22	12 PIERRE K defensive rebound (1)			
09:12	1 BLAKES M turnover lost ball (2)			
08:53		<b>0-2</b>	<b>-2</b>	7 JACOBS S 2pt FG from turnover in the paint, layup made (2)
08:53				24 SCOTT M assist (1)
08:22	12 PIERRE K 2pt FG outside the paint, pull up jump shot made (2)	<b>2-2</b>	<b>0</b>	
08:02		<b>2-4</b>	<b>-2</b>	24 SCOTT M 2pt FG outside the paint, pull up jump shot made (2)
07:49	11 OLIVER J turnover bad pass (1)			3 TODD-WILLIAMS K steal (1)
07:44				3 TODD-WILLIAMS K 2pt FG from turnover in the paint, driving layup missed
07:44	10 NWABA J defensive rebound (1)			
07:44	10 NWABA J foul drawn (1)			0 THIENOU S foul personal (1 - 1)
07:20	12 PIERRE K 2pt FG in the paint, driving layup made (4)	<b>4-4</b>	<b>0</b>	
07:01		<b>4-6</b>	<b>-2</b>	2 SADLER T 2pt FG fast break in the paint, driving layup made (2)
06:35	23 MOORE I 2pt FG outside the paint, jump shot missed			
06:31				7 JACOBS S defensive rebound (1)
06:31				7 JACOBS S turnover bad pass (1)
06:28	1 BLAKES M turnover lost ball (3)			
06:15		<b>4-8</b>	<b>-4</b>	3 TODD-WILLIAMS K 2pt FG from turnover in the paint, pull up jump shot made (2)
05:49	23 MOORE I 2pt FG in the paint, jump shot blocked			
05:49				3 TODD-WILLIAMS K block (1)
05:43	23 MOORE I offensive rebound (1)			
05:42	23 MOORE I 2pt FG second chance in the paint, layup missed			
05:42	23 MOORE I offensive rebound (2)			
05:42	23 MOORE I foul drawn (1)			2 SADLER T foul shooting (1 - 2)
05:42	10 NWABA J substitution out			
05:42	5 KAPINUS L substitution in			
05:42	23 MOORE I free throw 1 - 2 made (1)	<b>5-8</b>	<b>-3</b>	
05:42	23 MOORE I free throw 2 - 2 made (2)	<b>6-8</b>	<b>-2</b>	
05:37	jump ball situation			
05:27				3 TODD-WILLIAMS K 2pt FG outside the paint, pull up jump shot missed
05:21	11 OLIVER J defensive rebound (1)			
05:16	23 MOORE I 3pt FG , jump shot missed			
05:12	12 PIERRE K offensive rebound (2)			
05:01	12 PIERRE K 2pt FG second chance outside the paint, pull up jump shot missed			
05:00				7 JACOBS S defensive rebound (2)
05:00	1 BLAKES M foul personal (1 - 1)			7 JACOBS S foul drawn (1)



**Officials:** Timothy Greene, Angel Kent, Jody Cantrell

Game Time	VANDY	Score	Diff	MISS
-----------	-------	-------	------	------

04:57	Timeout media			
04:38	11 OLIVER J foul shooting (1 - 2)			7 JACOBS S foul drawn (2)
04:38				7 JACOBS S free throw 1 - 2 missed
04:38				offensive dead ball rebound (1)
04:38				7 JACOBS S free throw 2 - 2 missed
04:36	12 PIERRE K defensive rebound (3)			
04:21	23 MOORE I 2pt FG outside the paint, jump shot missed			
04:18				24 SCOTT M defensive rebound (1)
04:11				24 SCOTT M 2pt FG outside the paint, jump shot missed
04:08	1 BLAKES M defensive rebound (1)			
04:05	1 BLAKES M foul drawn (1)			0 THIENOU S foul personal (2 - 3)
04:00	1 BLAKES M foul drawn (2)			0 THIENOU S foul shooting (3 - 4)
04:00				0 THIENOU S substitution out
04:00				20 THOMPSON A substitution in
04:00	1 BLAKES M free throw 1 - 2 missed			
04:00	offensive dead ball rebound (1)			
04:00	1 BLAKES M free throw 2 - 2 made (1)	<b>7-8</b>	<b>-1</b>	
03:52	11 OLIVER J steal (1)			20 THOMPSON A turnover bad pass (1)
03:25	1 BLAKES M 3pt FG from turnover, jump shot missed			
03:22				20 THOMPSON A defensive rebound (1)
03:03				3 TODD-WILLIAMS K 2pt FG outside the paint, jump shot blocked
03:03	1 BLAKES M block (1)			
03:03				offensive rebound (5)
03:03				20 THOMPSON A substitution out
03:03				1 DEANS K substitution in
02:55		<b>7-10</b>	<b>-3</b>	24 SCOTT M 2pt FG second chance outside the paint, turnaround jump shot made (4)
02:55				1 DEANS K assist (1)
02:44	23 MOORE I turnover travel (1)			
02:30	12 PIERRE K steal (1)			3 TODD-WILLIAMS K turnover bad pass (1)
02:23	23 MOORE I 2pt FG fast break from turnover in the paint, jump shot made (4)	<b>9-10</b>	<b>-1</b>	
02:17	1 BLAKES M foul personal (2 - 3)			2 SADLER T foul drawn (1)
02:17	1 BLAKES M substitution out			
02:17	4 GREENE M substitution in			
02:02				3 TODD-WILLIAMS K 3pt FG , jump shot missed
01:59	23 MOORE I defensive rebound (3)			
01:54	4 GREENE M 3pt FG , jump shot missed			
01:51				7 JACOBS S defensive rebound (3)
01:42				24 SCOTT M 2pt FG outside the paint, jump shot missed
01:39	12 PIERRE K defensive rebound (4)			
01:24	12 PIERRE K foul drawn (1)			7 JACOBS S foul personal (1 - 5)
01:24	12 PIERRE K free throw 1 - 2 made (5)	<b>10-10</b>	<b>0</b>	
01:24	12 PIERRE K free throw 2 - 2 made (6)	<b>11-10</b>	<b>1</b>	
01:24	11 OLIVER J substitution out			
01:24	13 PISSOTT J substitution in			
01:00				2 SADLER T 2pt FG in the paint, jump shot missed
00:57	12 PIERRE K defensive rebound (5)			



Official Basketball Play by Play - 1st Period  
**Ole Miss at Vanderbilt**  
 02/02/25 Memorial Gymnasium (Vanderbilt), Nashville  
 2024-25 Women's Basketball

**Game Time:** 2:00 PM  
**Game Duration:** 1:44  
**Attendance:** 6,021

**Officials:** Timothy Greene, Angel Kent, Jody Cantrell

Game Time	VANDY	Score	Diff	MISS
00:50	23 MOORE I 3pt FG , jump shot missed			
00:47				24 SCOTT M defensive rebound (2)
00:39		<b>11-12</b>	<b>-1</b>	7 JACOBS S 2pt FG in the paint, layup made (4)
00:39				1 DEANS K assist (2)
00:17	5 KAPINUS L 2pt FG in the paint, turnaround jump shot missed			
00:15	4 GREENE M offensive rebound (1)			
00:15	4 GREENE M turnover out of bounds (1)			
<b>END OF PERIOD</b>				
<b>VANDY 11-12 MISS</b>				



**Ole Miss at Vanderbilt**

02/02/25 Memorial Gymnasium (Vanderbilt), Nashville  
2024-25 Women's Basketball

Game Time: 2:00 PM  
Game Duration: 1:44  
Attendance: 6,021

Officials: Timothy Greene, Angel Kent, Jody Cantrell

**Ole Miss - 12**

NO.	Name	F	Min	FG	3P	FT	Rebounds			Fouls		TP	AS	TO	ST	Blocks		+/-
				M-A	M-A	M-A	OR	DR	TOT	PF	FD					BS	BA	
7	Starr Jacobs	F	10:00	2-2	0-0	0-2	0	3	3	1	2	4	0	1	1	0	0	1
24	Madison Scott	F	10:00	2-4	0-0	0-0	0	2	2	0	0	4	1	0	0	0	0	1
0	Sira Thienou	G	06:00	0-1	0-0	0-0	0	0	0	3	0	0	0	0	0	0	0	2
2	Tameiya Sadler	G	10:00	1-2	0-0	0-0	0	0	0	1	1	2	0	0	0	0	0	1
3	Kennedy Todd-Williams	G	10:00	1-5	0-1	0-0	0	0	0	0	0	2	0	1	1	1	1	1
20	Ayanna Thompson		00:57	0-0	0-0	0-0	0	1	1	0	0	0	0	1	0	0	0	-1
1	Kirsten Deans		03:03	0-0	0-0	0-0	0	0	0	0	0	0	2	0	0	0	0	0
Team							1	0	1			0		0				
<b>Totals</b>				6-14	0-1	0-2	1	6	7	5	3	12	3	3	2	1	1	1

Shooting By Period		
1st FG%	6-14	42.9%
3PT%	0-1	0.0%
FT%	0-2	0%
GM FG%	6-14	42.9%
3PT%	0-1	0.0%
FT%	0-2	0.0%

Dead Ball Rebounds: 1, 0

Technical Fouls::NONE

**Vanderbilt - 11**

NO.	Name	F	Min	FG	3P	FT	Rebounds			Fouls		TP	AS	TO	ST	Blocks		+/-
				M-A	M-A	M-A	OR	DR	TOT	PF	FD					BS	BA	
10	Jane Nwaba	F	04:18	0-0	0-0	0-0	0	1	1	0	1	0	0	0	0	0	0	-4
12	Khamil Pierre	F	10:00	2-3	0-0	2-2	1	4	5	0	1	6	0	0	1	0	0	-1
1	Mikayla Blakes	G	07:43	0-1	0-1	1-2	0	1	1	2	2	1	0	3	0	1	0	-1
11	Jordyn Oliver	G	08:36	0-0	0-0	0-0	0	1	1	1	0	0	0	1	1	0	0	1
23	Iyana Moore	G	10:00	1-7	0-2	2-2	2	1	3	0	1	4	0	1	0	0	1	-1
5	Leilani Kapinus		05:42	0-1	0-0	0-0	0	0	0	0	0	0	0	0	0	0	0	3
4	Madison Greene		02:17	0-1	0-1	0-0	1	0	1	0	0	0	0	1	0	0	0	0
13	Justine Pissott		01:24	0-0	0-0	0-0	0	0	0	0	0	0	0	0	0	0	0	-2
Team							0	0	0			0		0				
<b>Totals</b>				3-13	0-4	5-6	4	8	12	3	5	11	0	6	2	1	1	-1

Shooting By Period		
1st FG%	3-13	23.1%
3PT%	0-4	0.0%
FT%	5-6	83.3%
GM FG%	3-13	23.1%
3PT%	0-4	0.0%
FT%	5-6	83.3%

Dead Ball Rebounds: 1, 0

Technical Fouls::NONE

	MISS	VANDY
Biggest lead	4 (1 <sup>st</sup> 6:15)	1 (1 <sup>st</sup> 1:24)
Best Scoring Run	4(1 <sup>st</sup> 6:15)	4(1 <sup>st</sup> 1:24)
Lead Changes	2	
Times Tied	3	
Time with Lead	07:30	00:44

Points from	MISS	VANDY
Turnovers	4	2
Paint	8	4
Second Chance	2	2
Fast Breaks	2	2
Bench	0	0

Period by Period Scoring					
	1st	2nd	3rd	4th	TOT
MISS	12	20	25	19	76
VANDY	11	10	20	20	61



**Officials:** Timothy Greene, Angel Kent, Jody Cantrell

**Period 2**

**Quarter Starters:**

<b>VANDY</b>	1 Blakes M	4 Greene M	5 Kapinus L	11 Oliver J	12 Pierre K
<b>MISS</b>	1 Deans K	2 Sadler T	3 Todd-Williams K	7 Jacobs S	24 Scott M

Game Time	VANDY	Score	Diff	MISS
10:00	13 PISSOTT J substitution out			
10:00	23 MOORE I substitution out			
10:00	1 BLAKES M substitution in			
10:00	11 OLIVER J substitution in			
09:51	12 PIERRE K turnover bad pass (1)			24 SCOTT M steal (1)
09:40				1 DEANS K 2pt FG from turnover outside the paint, jump shot missed
09:34				7 JACOBS S offensive rebound (4)
09:33		<b>11-14</b>	<b>-3</b>	7 JACOBS S 2pt FG from turnover second chance in the paint, layup made (6)
09:07	4 GREENE M turnover lost ball (2)			1 DEANS K steal (1)
09:06	4 GREENE M substitution out			
09:06	23 MOORE I substitution in			
09:06	23 MOORE I foul personal (1 - 1)			3 TODD-WILLIAMS K foul drawn (1)
08:48				1 DEANS K 3pt FG from turnover, jump shot missed
08:43	5 KAPINUS L defensive rebound (1)			
08:33	1 BLAKES M 2pt FG in the paint, driving layup made (3)	<b>13-14</b>	<b>-1</b>	
08:26	jump ball situation			
08:08	jump ball situation			
08:08	12 PIERRE K steal (2)			2 SADLER T turnover lost ball (1)
08:08				2 SADLER T substitution out
08:08				12 IWUALA C substitution in
07:58	1 BLAKES M foul offensive (3 - 2)			3 TODD-WILLIAMS K foul drawn (2)
07:58	1 BLAKES M turnover offensive (4)			
07:58	1 BLAKES M substitution out			
07:58	4 GREENE M substitution in			
07:40		<b>13-16</b>	<b>-3</b>	7 JACOBS S 2pt FG from turnover in the paint, driving layup made (8)
07:16	12 PIERRE K 2pt FG in the paint, turnaround jump shot missed			
07:13				12 IWUALA C defensive rebound (1)
06:49		<b>13-18</b>	<b>-5</b>	12 IWUALA C 2pt FG in the paint, layup made (2)
06:49				3 TODD-WILLIAMS K assist (1)
06:21	12 PIERRE K 2pt FG in the paint, jump shot missed			
06:18				1 DEANS K defensive rebound (1)
06:14		<b>13-20</b>	<b>-7</b>	7 JACOBS S 2pt FG fast break in the paint, layup made (10)
06:14				3 TODD-WILLIAMS K assist (2)
06:13	Timeout 30 Sec			
06:13				Timeout media
06:13	5 KAPINUS L substitution out			
06:13	13 PISSOTT J substitution in			
06:00	23 MOORE I 3pt FG , jump shot missed			
05:55				7 JACOBS S defensive rebound (5)
05:49		<b>13-22</b>	<b>-9</b>	24 SCOTT M 2pt FG in the paint, layup made (6)
05:49				12 IWUALA C assist (1)



Official Basketball Play by Play - 2nd Period  
**Ole Miss at Vanderbilt**  
 02/02/25 Memorial Gymnasium (Vanderbilt), Nashville  
 2024-25 Women's Basketball

**Game Time:** 2:00 PM  
**Game Duration:** 1:44  
**Attendance:** 6,021

**Officials:** Timothy Greene, Angel Kent, Jody Cantrell

Game Time	VANDY	Score	Diff	MISS
05:23	13 PISSOTT J 3pt FG , jump shot missed			
05:20				1 DEANS K defensive rebound (2)
05:16				12 IWUALA C 2pt FG in the paint, jump shot missed
05:13	4 GREENE M defensive rebound (2)			
04:50	23 MOORE I 2pt FG outside the paint, pull up jump shot missed			
04:45				1 DEANS K defensive rebound (3)
04:24				1 DEANS K 3pt FG , jump shot missed
04:20	13 PISSOTT J defensive rebound (1)			
04:10	12 PIERRE K 2pt FG in the paint, layup made (8)	<b>15-22</b>	<b>-7</b>	
04:10	13 PISSOTT J assist (1)			
03:44		<b>15-24</b>	<b>-9</b>	12 IWUALA C 2pt FG in the paint, jump shot made (4)
03:44				24 SCOTT M assist (2)
03:19	23 MOORE I foul drawn (2)			12 IWUALA C foul personal (1 - 1)
03:19	12 PIERRE K substitution out			
03:19	14 MITCHELL A substitution in			
03:19				12 IWUALA C substitution out
03:19				20 THOMPSON A substitution in
03:13	4 GREENE M 3pt FG , jump shot made (3)	<b>18-24</b>	<b>-6</b>	
03:13	23 MOORE I assist (1)			
02:58				24 SCOTT M turnover travel (1)
02:45	4 GREENE M 2pt FG from turnover outside the paint, jump shot blocked			
02:45				3 TODD-WILLIAMS K block (2)
02:45	offensive rebound (16)			
02:40	13 PISSOTT J turnover bad pass (1)			
02:27	11 OLIVER J substitution out			
02:27	13 PISSOTT J substitution out			
02:27	5 KAPINUS L substitution in			
02:27	12 PIERRE K substitution in			
02:23				7 JACOBS S 2pt FG from turnover in the paint, layup missed
02:17				7 JACOBS S offensive rebound (6)
02:17		<b>18-26</b>	<b>-8</b>	7 JACOBS S 2pt FG from turnover second chance in the paint, tip-in layup made (12)
02:03	14 MITCHELL A foul drawn (1)			1 DEANS K foul personal (1 - 2)
02:03				20 THOMPSON A substitution out
02:03				24 SCOTT M substitution out
02:03				12 IWUALA C substitution in
02:03				13 NOEL M substitution in
01:50	12 PIERRE K 2pt FG in the paint, turnaround jump shot missed			
01:48				12 IWUALA C defensive rebound (2)
01:48	14 MITCHELL A foul personal (1 - 3)			12 IWUALA C foul drawn (1)
01:28	5 KAPINUS L foul shooting (1 - 4)			1 DEANS K foul drawn (1)
01:28				7 JACOBS S substitution out
01:28				24 SCOTT M substitution in
01:28		<b>18-27</b>	<b>-9</b>	1 DEANS K free throw 1 - 2 made (1)
01:28		<b>18-28</b>	<b>-10</b>	1 DEANS K free throw 2 - 2 made (2)
01:28	14 MITCHELL A substitution out			
01:28	11 OLIVER J substitution in			
01:14	5 KAPINUS L foul drawn (1)			3 TODD-WILLIAMS K foul shooting (1 - 3)
01:14	5 KAPINUS L free throw 1 - 2 missed			



Official Basketball Play by Play - 2nd Period  
**Ole Miss at Vanderbilt**  
 02/02/25 Memorial Gymnasium (Vanderbilt), Nashville  
 2024-25 Women's Basketball

**Game Time:** 2:00 PM  
**Game Duration:** 1:44  
**Attendance:** 6,021

**Officials:** Timothy Greene, Angel Kent, Jody Cantrell

Game Time	VANDY	Score	Diff	MISS
01:14	offensive dead ball rebound (2)			
01:14	5 KAPINUS L free throw 2 - 2 made (1)	<b>19-28</b>	<b>-9</b>	
00:52		<b>19-30</b>	<b>-11</b>	24 SCOTT M 2pt FG in the paint, driving layup made (8)
00:31	23 MOORE I 2pt FG in the paint, jump shot missed			
00:30				24 SCOTT M defensive rebound (3)
00:30	jump ball situation			
00:13				3 TODD-WILLIAMS K 2pt FG outside the paint, pull up jump shot missed
00:09				3 TODD-WILLIAMS K offensive rebound (1)
00:09		<b>19-32</b>	<b>-13</b>	3 TODD-WILLIAMS K 2pt FG second chance in the paint, driving layup made (4)
00:01	4 GREENE M 2pt FG fast break outside the paint, jump shot made (5)	<b>21-32</b>	<b>-11</b>	
<b>END OF PERIOD</b>				
<b>VANDY 21-32 MISS</b>				





Ole Miss at Vanderbilt

02/02/25 Memorial Gymnasium (Vanderbilt), Nashville  
2024-25 Women's Basketball

Game Time: 2:00 PM  
Game Duration: 1:44  
Attendance: 6,021

Officials: Timothy Greene, Angel Kent, Jody Cantrell

Ole Miss - 20

NO.	Name	F	Min	FG			Rebounds			Fouls		TP	AS	TO	ST	Blocks		+/-
				M-A	M-A	M-A	OR	DR	TOT	PF	FD					BS	BA	
7	Starr Jacobs	F	08:32	4-5	0-0	0-0	2	1	3	0	0	8	0	0	0	0	0	7
24	Madison Scott	F	09:25	2-2	0-0	0-0	0	1	1	0	0	4	1	1	1	0	0	10
0	Sira Thienou	G	00:00	0-0	0-0	0-0	0	0	0	0	0	0	0	0	0	0	0	
2	Tameiya Sadler	G	01:52	0-0	0-0	0-0	0	0	0	0	0	0	0	1	0	0	0	
3	Kennedy Todd-Williams	G	10:00	1-2	0-0	0-0	1	0	1	1	2	2	2	0	0	1	0	10
1	Kirsten Deans		10:00	0-3	0-2	2-2	0	3	3	1	1	2	0	0	1	0	0	10
12	Christeen Iwuala		06:52	2-3	0-0	0-0	0	2	2	1	1	4	1	0	0	0	0	11
20	Ayanna Thompson		01:16	0-0	0-0	0-0	0	0	0	0	0	0	0	0	0	0	0	-1
13	Mariyah Noel		02:03	0-0	0-0	0-0	0	0	0	0	0	0	0	0	0	0	0	3
Team							0	0	0		0		0					
<b>Totals</b>				9-15	0-2	2-2	3	7	10	3	4	20	4	2	2	1	0	10

Shooting By Period		
2 <sup>nd</sup> FG%	9-15	60.0%
3PT%	0-2	0.0%
FT%	2-2	100%
GM FG%	9-15	60.0%
3PT%	0-2	0.0%
FT%	2-2	100.0%

Dead Ball Rebounds: 0, 0

Technical Fouls::NONE

Vanderbilt - 10

NO.	Name	F	Min	FG			Rebounds			Fouls		TP	AS	TO	ST	Blocks		+/-
				M-A	M-A	M-A	OR	DR	TOT	PF	FD					BS	BA	
10	Jane Nwaba	F	00:00	0-0	0-0	0-0	0	0	0	0	0	0	0	0	0	0	0	0
12	Khamil Pierre	F	09:08	1-4	0-0	0-0	0	0	0	0	0	2	0	1	1	0	0	-13
1	Mikayla Blakes	G	02:02	1-1	0-0	0-0	0	0	0	1	0	2	0	1	0	0	0	0
11	Jordyn Oliver	G	09:01	0-0	0-0	0-0	0	0	0	0	0	0	0	0	0	0	0	-6
23	Iyana Moore	G	09:06	0-3	0-1	0-0	0	0	0	1	1	0	1	0	0	0	0	-8
4	Madison Greene		08:52	2-3	1-1	0-0	0	1	1	0	0	5	0	1	0	0	1	-12
13	Justine Pissott		03:46	0-1	0-1	0-0	0	1	1	0	0	0	1	1	0	0	0	1
14	Aiyana Mitchell		01:51	0-0	0-0	0-0	0	0	0	1	1	0	0	0	0	0	0	-1
5	Leilani Kapinus		06:14	0-0	0-0	1-2	0	1	1	1	1	1	0	0	0	0	0	-11
Team							1	0	1		0		0					
<b>Totals</b>				4-12	1-3	1-2	1	3	4	4	3	10	2	4	1	0	1	-10

Shooting By Period		
2 <sup>nd</sup> FG%	4-12	33.3%
3PT%	1-3	33.3%
FT%	1-2	50%
GM FG%	4-12	33.3%
3PT%	1-3	33.3%
FT%	1-2	50.0%

Dead Ball Rebounds: 1, 0

Technical Fouls::NONE

	MISS	VANDY
Biggest lead	13 (2 <sup>nd</sup> 0:09)	0 (1 <sup>st</sup> 10:00)
Best Scoring Run	8(2 <sup>nd</sup> 5:49)	3(2 <sup>nd</sup> 3:13)
Lead Changes	0	
Times Tied	0	
Time with Lead	09:40	00:00

Points from	MISS	VANDY
Turnovers	6	0
Paint	18	4
Second Chance	6	0
Fast Breaks	2	2
Bench	6	6

Period by Period Scoring					
	1st	2nd	3rd	4th	TOT
MISS	12	20	25	19	76
VANDY	11	10	20	20	61



Officials: Timothy Greene, Angel Kent, Jody Cantrell

Ole Miss - 32

NO.	Name	F	Min	FG			Rebounds			Fouls		TP	AS	TO	ST	Blocks		+/-
				M-A	M-A	M-A	OR	DR	TOT	PF	FD					BS	BA	
7	Starr Jacobs	F	18:32	6-7	0-0	0-2	2	4	6	1	2	12	0	1	1	0	0	8
24	Madison Scott	F	19:25	4-6	0-0	0-0	0	3	3	0	0	8	2	1	1	0	0	11
0	Sira Thienou	G	06:00	0-1	0-0	0-0	0	0	0	3	0	0	0	0	0	0	0	2
2	Tameiya Sadler	G	11:52	1-2	0-0	0-0	0	0	0	1	1	2	0	1	0	0	0	1
3	Kennedy Todd-Williams	G	20:00	2-7	0-1	0-0	1	0	1	1	2	4	2	1	1	2	1	11
20	Ayanna Thompson		02:13	0-0	0-0	0-0	0	1	1	0	0	0	0	1	0	0	0	-2
1	Kirsten Deans		13:03	0-3	0-2	2-2	0	3	3	1	1	2	2	0	1	0	0	10
12	Christeen Iwuala		06:52	2-3	0-0	0-0	0	2	2	1	1	4	1	0	0	0	0	11
13	Mariyah Noel		02:03	0-0	0-0	0-0	0	0	0	0	0	0	0	0	0	0	0	3
Team							1	0	1			0		0				
<b>Totals</b>				15-29	0-3	2-4	4	13	17	8	7	32	7	5	4	2	1	11

Shooting By Period		
1 <sup>st</sup> FG%	6-14	42.9%
3PT%	0-1	0.0%
FT%	0-2	0%
2 <sup>nd</sup> FG%	9-15	60.0%
3PT%	0-2	0.0%
FT%	2-2	100%
GM FG%	15-29	51.7%
3PT%	0-3	0.0%
FT%	2-4	50.0%

Dead Ball Rebounds: 1, 0

Technical Fouls::NONE

Vanderbilt - 21

NO.	Name	F	Min	FG			Rebounds			Fouls		TP	AS	TO	ST	Blocks		+/-
				M-A	M-A	M-A	OR	DR	TOT	PF	FD					BS	BA	
10	Jane Nwaba	F	04:18	0-0	0-0	0-0	0	1	1	0	1	0	0	0	0	0	0	-4
12	Khamil Pierre	F	19:08	3-7	0-0	2-2	1	4	5	0	1	8	0	1	2	0	0	-14
1	Mikayla Blakes	G	09:45	1-2	0-1	1-2	0	1	1	3	2	3	0	4	0	1	0	-1
11	Jordyn Oliver	G	17:37	0-0	0-0	0-0	0	1	1	1	0	0	0	1	1	0	0	-5
23	Iyana Moore	G	19:06	1-10	0-3	2-2	2	1	3	1	2	4	1	1	0	0	1	-9
5	Leilani Kapinus		11:56	0-1	0-0	1-2	0	1	1	1	1	1	0	0	0	0	0	-8
4	Madison Greene		11:09	2-4	1-2	0-0	1	1	2	0	0	5	0	2	0	0	1	-12
13	Justine Pissott		05:10	0-1	0-1	0-0	0	1	1	0	0	0	1	1	0	0	0	-1
14	Aiyana Mitchell		01:51	0-0	0-0	0-0	0	0	0	1	1	0	0	0	0	0	0	-1
Team							1	0	1			0		0				
<b>Totals</b>				7-25	1-7	6-8	5	11	16	7	8	21	2	10	3	1	2	-11

Shooting By Period		
1 <sup>st</sup> FG%	3-13	23.1%
3PT%	0-4	0.0%
FT%	5-6	83.3%
2 <sup>nd</sup> FG%	4-12	33.3%
3PT%	1-3	33.3%
FT%	1-2	50%
GM FG%	7-25	28.0%
3PT%	1-7	14.3%
FT%	6-8	75.0%

Dead Ball Rebounds: 2, 0

Technical Fouls::NONE

	MISS	VANDY
Biggest lead	13 (2 <sup>nd</sup> 0:09)	1 (1 <sup>st</sup> 1:24)
Best Scoring Run	8(2 <sup>nd</sup> 5:49)	4(1 <sup>st</sup> 1:24)
Lead Changes	2	
Times Tied	3	
Time with Lead	17:30	00:44

Points from	MISS	VANDY
Turnovers	10	2
Paint	26	8
Second Chance	8	2
Fast Breaks	4	4
Bench	6	6

	Period by Period Scoring				
	1st	2nd	3rd	4th	TOT
MISS	12	20	25	19	76
VANDY	11	10	20	20	61



**Officials:** Timothy Greene, Angel Kent, Jody Cantrell

**Period 3**

**Quarter Starters:**

<b>VANDY</b>	1 Blakes M	10 Nwaba J	11 Oliver J	12 Pierre K	23 Moore I
<b>MISS</b>	2 Sadler T	3 Todd-Williams K	7 Jacobs S	12 Iwuala C	24 Scott M

Game Time	VANDY	Score	Diff	MISS
10:00	4 GREENE M substitution out			
10:00	5 KAPINUS L substitution out			
10:00	1 BLAKES M substitution in			
10:00	10 NWABA J substitution in			
10:00				1 DEANS K substitution out
10:00				13 NOEL M substitution out
10:00				2 SADLER T substitution in
10:00				7 JACOBS S substitution in
09:46	11 OLIVER J 2pt FG in the paint, layup made (2)	<b>23-32</b>	<b>-9</b>	
09:46	10 NWABA J assist (1)			
09:18		<b>23-34</b>	<b>-11</b>	12 IWUALA C 2pt FG in the paint, hook shot made (6)
09:18				2 SADLER T assist (1)
08:49	12 PIERRE K 2pt FG outside the paint, jump shot missed			
08:46				2 SADLER T defensive rebound (1)
08:36		<b>23-36</b>	<b>-13</b>	24 SCOTT M 2pt FG in the paint, layup made (10)
08:36				3 TODD-WILLIAMS K assist (3)
08:09	1 BLAKES M 2pt FG in the paint, driving layup made (5)	<b>25-36</b>	<b>-11</b>	
07:47				7 JACOBS S turnover bad pass (2)
07:36	1 BLAKES M 2pt FG from turnover in the paint, driving layup missed			
07:33				3 TODD-WILLIAMS K defensive rebound (2)
07:30	12 PIERRE K steal (3)			3 TODD-WILLIAMS K turnover lost ball (2)
07:25	1 BLAKES M 2pt FG fast break from turnover in the paint, driving layup made (7)	<b>27-36</b>	<b>-9</b>	
06:58				3 TODD-WILLIAMS K 2pt FG outside the paint, jump shot missed
06:56				7 JACOBS S offensive rebound (7)
06:51		<b>27-38</b>	<b>-11</b>	24 SCOTT M 2pt FG second chance outside the paint, pull up jump shot made (12)
06:37	1 BLAKES M turnover bad pass (5)			7 JACOBS S steal (2)
06:31		<b>27-40</b>	<b>-13</b>	7 JACOBS S 2pt FG fast break from turnover in the paint, driving layup made (14)
06:21	12 PIERRE K 2pt FG in the paint, driving layup made (10)	<b>29-40</b>	<b>-11</b>	
05:51	23 MOORE I foul shooting (2 - 1)			24 SCOTT M foul drawn (1)
05:51				3 TODD-WILLIAMS K substitution out
05:51				1 DEANS K substitution in
05:51		<b>29-41</b>	<b>-12</b>	24 SCOTT M free throw 1 - 2 made (13)
05:50				24 SCOTT M free throw 2 - 2 missed
05:45				7 JACOBS S offensive rebound (8)
05:45		<b>29-43</b>	<b>-14</b>	7 JACOBS S 2pt FG second chance in the paint, tip-in layup made (16)
05:30	10 NWABA J turnover bad pass (1)			
05:26				2 SADLER T 2pt FG from turnover in the paint, driving layup missed
05:26				24 SCOTT M offensive rebound (4)



Official Basketball Play by Play - 3rd Period  
**Ole Miss at Vanderbilt**  
 02/02/25 Memorial Gymnasium (Vanderbilt), Nashville  
 2024-25 Women's Basketball

**Game Time:** 2:00 PM  
**Game Duration:** 1:44  
**Attendance:** 6,021

**Officials:** Timothy Greene, Angel Kent, Jody Cantrell

Game Time	VANDY	Score	Diff	MISS
05:26		<b>29-45</b>	<b>-16</b>	24 SCOTT M 2pt FG from turnover second chance in the paint, tip-in layup made (15)
05:26	10 NWABA J foul shooting (1 - 2)			24 SCOTT M foul drawn (2)
05:26	Timeout 30 Sec			
05:26	Timeout media			
05:26	10 NWABA J substitution out			
05:26	12 PIERRE K substitution out			
05:26	5 KAPINUS L substitution in			
05:26	14 MITCHELL A substitution in			
05:26				12 IWUALA C substitution out
05:26				13 NOEL M substitution in
05:26		<b>29-46</b>	<b>-17</b>	24 SCOTT M free throw 1 - 1 made (16)
05:06	1 BLAKES M 2pt FG in the paint, driving layup made (9)	<b>31-46</b>	<b>-15</b>	
05:06	1 BLAKES M foul drawn (3)			7 JACOBS S foul shooting (2 - 1)
05:06	1 BLAKES M free throw 1 - 1 made (10)	<b>32-46</b>	<b>-14</b>	
04:43		<b>32-48</b>	<b>-16</b>	7 JACOBS S 2pt FG in the paint, driving layup made (18)
04:31	1 BLAKES M turnover bad pass (6)			2 SADLER T steal (1)
04:23				1 DEANS K 3pt FG from turnover, jump shot missed
04:21	14 MITCHELL A defensive rebound (1)			
04:13	1 BLAKES M foul drawn (4)			24 SCOTT M foul shooting (1 - 2)
04:13	Timeout media			
04:13				24 SCOTT M substitution out
04:13				3 TODD-WILLIAMS K substitution in
04:13	1 BLAKES M free throw 1 - 2 made (11)	<b>33-48</b>	<b>-15</b>	
04:13	1 BLAKES M free throw 2 - 2 made (12)	<b>34-48</b>	<b>-14</b>	
03:51				1 DEANS K turnover bad pass (1)
03:51				1 DEANS K substitution out
03:51				7 JACOBS S substitution out
03:51				12 IWUALA C substitution in
03:51				24 SCOTT M substitution in
03:34	1 BLAKES M 3pt FG from turnover, jump shot blocked			
03:34				13 NOEL M block (1)
03:30				12 IWUALA C defensive rebound (3)
03:29		<b>34-50</b>	<b>-16</b>	13 NOEL M 2pt FG fast break in the paint, driving layup made (2)
03:29				12 IWUALA C assist (2)
03:06	11 OLIVER J 2pt FG in the paint, jump shot blocked			
03:06				24 SCOTT M block (1)
03:01	14 MITCHELL A offensive rebound (2)			
02:58	23 MOORE I 3pt FG second chance, jump shot made (7)	<b>37-50</b>	<b>-13</b>	
02:38		<b>37-53</b>	<b>-16</b>	2 SADLER T 3pt FG , jump shot made (5)
02:38				12 IWUALA C assist (3)
02:18	1 BLAKES M 2pt FG outside the paint, jump shot missed			
02:16				3 TODD-WILLIAMS K defensive rebound (3)
02:02				2 SADLER T 3pt FG , jump shot missed
01:59				12 IWUALA C offensive rebound (4)
01:58	5 KAPINUS L steal (1)			24 SCOTT M turnover lost ball (2)
01:57	5 KAPINUS L foul drawn (2)			24 SCOTT M foul personal (2 - 3)
01:41	jump ball situation			
01:41	14 MITCHELL A turnover lost ball (1)			13 NOEL M steal (1)



Official Basketball Play by Play - 3rd Period  
**Ole Miss at Vanderbilt**  
 02/02/25 Memorial Gymnasium (Vanderbilt), Nashville  
 2024-25 Women's Basketball

**Game Time:** 2:00 PM  
**Game Duration:** 1:44  
**Attendance:** 6,021

**Officials:** Timothy Greene, Angel Kent, Jody Cantrell

Game Time	VANDY	Score	Diff	MISS
01:29		<b>37-55</b>	<b>-18</b>	12 IWUALA C 2pt FG from turnover in the paint, driving layup made (8)
01:29				2 SADLER T assist (2)
01:29	14 MITCHELL A foul shooting (2 - 3)			12 IWUALA C foul drawn (2)
01:28	5 KAPINUS L substitution out			
01:28	14 MITCHELL A substitution out			
01:28	12 PIERRE K substitution in			
01:28	13 PISSOTT J substitution in			
01:26				12 IWUALA C free throw 1 - 1 missed
01:26	1 BLAKES M defensive rebound (2)			
01:26				12 IWUALA C substitution out
01:26				7 JACOBS S substitution in
01:11	12 PIERRE K 2pt FG in the paint, jump shot made (12)	<b>39-55</b>	<b>-16</b>	
01:11	13 PISSOTT J assist (2)			
01:01	1 BLAKES M steal (1)			13 NOEL M turnover bad pass (1)
00:56	1 BLAKES M foul drawn (5)			24 SCOTT M foul personal (3 - 4)
00:56				13 NOEL M substitution out
00:56				0 THIENOU S substitution in
00:40	13 PISSOTT J turnover bad pass (2)			0 THIENOU S steal (1)
00:37	13 PISSOTT J foul shooting (1 - 4)			3 TODD-WILLIAMS K foul drawn (3)
00:37		<b>39-56</b>	<b>-17</b>	3 TODD-WILLIAMS K free throw 1 - 2 made (5)
00:37		<b>39-57</b>	<b>-18</b>	3 TODD-WILLIAMS K free throw 2 - 2 made (6)
00:37				24 SCOTT M substitution out
00:37				12 IWUALA C substitution in
00:24	1 BLAKES M foul drawn (6)			2 SADLER T foul personal (2 - 5)
00:24	1 BLAKES M free throw 1 - 2 made (13)	<b>40-57</b>	<b>-17</b>	
00:24	1 BLAKES M free throw 2 - 2 made (14)	<b>41-57</b>	<b>-16</b>	
00:04	23 MOORE I steal (1)			12 IWUALA C turnover lost ball (1)
<b>END OF PERIOD</b>				
<b>VANDY 41-57 MISS</b>				



Ole Miss at Vanderbilt

02/02/25 Memorial Gymnasium (Vanderbilt), Nashville  
2024-25 Women's Basketball

Game Time: 2:00 PM  
Game Duration: 1:44  
Attendance: 6,021

Officials: Timothy Greene, Angel Kent, Jody Cantrell

Ole Miss - 25

NO.	Name	F	Min	FG			Rebounds			Fouls		TP	AS	TO	ST	Blocks		+/-
				M-A	M-A	M-A	OR	DR	TOT	PF	FD					BS	BA	
7	Starr Jacobs	F	07:35	3-3	0-0	0-0	2	0	2	1	0	6	0	1	1	0	0	1
24	Madison Scott	F	09:01	3-3	0-0	2-3	1	0	1	3	2	8	0	1	0	1	0	9
0	Sira Thienou	G	00:56	0-0	0-0	0-0	0	0	0	0	0	0	0	0	1	0	0	
2	Tameiya Sadler	G	10:00	1-3	1-2	0-0	0	1	1	1	0	3	2	0	1	0	0	5
3	Kennedy Todd-Williams	G	08:22	0-1	0-0	2-2	0	2	2	0	1	2	1	1	0	0	0	0
1	Kirsten Deans		02:00	0-1	0-1	0-0	0	0	0	0	0	0	0	1	0	0	0	3
13	Mariyah Noel		04:30	1-1	0-0	0-0	0	0	0	0	0	2	0	1	1	1	0	0
12	Christeen Iwuala		07:36	2-2	0-0	0-1	1	1	2	0	1	4	2	1	0	0	0	7
Team							0	0	0			0		0				
<b>Totals</b>				10-14	1-3	4-6	4	4	8	5	4	25	5	6	4	2	0	5

Shooting By Period		
3rd FG%	10-14	71.4%
3PT%	1-3	33.3%
FT%	4-6	66.7%
GM FG%	10-14	71.4%
3PT%	1-3	33.3%
FT%	4-6	66.7%

Dead Ball Rebounds: 0, 0

Technical Fouls::NONE

Vanderbilt - 20

NO.	Name	F	Min	FG			Rebounds			Fouls		TP	AS	TO	ST	Blocks		+/-
				M-A	M-A	M-A	OR	DR	TOT	PF	FD					BS	BA	
10	Jane Nwaba	F	04:34	0-0	0-0	0-0	0	0	0	1	0	0	1	1	0	0	0	-5
12	Khamil Pierre	F	06:02	2-3	0-0	0-0	0	0	0	0	0	4	0	0	1	0	0	-3
1	Mikayla Blakes	G	10:00	3-6	0-1	5-5	0	1	1	0	4	11	0	2	1	0	1	-5
11	Jordyn Oliver	G	10:00	1-2	0-0	0-0	0	0	0	0	0	2	0	0	0	0	1	-5
23	Iyana Moore	G	10:00	1-1	1-1	0-0	0	0	0	1	0	3	0	0	1	0	0	-5
4	Madison Greene		00:00	0-0	0-0	0-0	0	0	0	0	0	0	0	0	0	0	0	
5	Leilani Kapinus		03:58	0-0	0-0	0-0	0	0	0	0	1	0	0	0	1	0	0	-2
14	Aiyana Mitchell		03:58	0-0	0-0	0-0	1	1	2	1	0	0	0	1	0	0	0	-2
13	Justine Pissott		01:28	0-0	0-0	0-0	0	0	0	1	0	0	1	1	0	0	0	2
Team							0	0	0			0		0				
<b>Totals</b>				7-12	1-2	5-5	1	2	3	4	5	20	2	5	4	0	2	-5

Shooting By Period		
3rd FG%	7-12	58.3%
3PT%	1-2	50.0%
FT%	5-5	100%
GM FG%	7-12	58.3%
3PT%	1-2	50.0%
FT%	5-5	100.0%

Dead Ball Rebounds: 0, 0

Technical Fouls::NONE

	MISS	VANDY
Biggest lead	18 (3 <sup>rd</sup> 1:29)	0 (1 <sup>st</sup> 10:00)
Best Scoring Run	6(3 <sup>rd</sup> 5:26)	4(3 <sup>rd</sup> 7:25)
Lead Changes	0	
Times Tied	0	
Time with Lead	09:46	00:00

Points from	MISS	VANDY
Turnovers	9	2
Paint	16	12
Second Chance	7	3
Fast Breaks	4	2
Bench	6	0

Period by Period Scoring					
	1st	2nd	3rd	4th	TOT
MISS	12	20	25	19	76
VANDY	11	10	20	20	61



**Officials:** Timothy Greene, Angel Kent, Jody Cantrell

**Period 4**

**Quarter Starters:**

<b>VANDY</b>	1 Blakes M	11 Oliver J	12 Pierre K	13 Pissott J	23 Moore I
<b>MISS</b>	0 Thienou S	2 Sadler T	3 Todd-Williams K	12 Iwuala C	24 Scott M

Game Time	VANDY	Score	Diff	MISS
10:00				7 JACOBS S substitution out
10:00				24 SCOTT M substitution in
09:50	12 PIERRE K 2pt FG in the paint, layup made (14)	<b>43-57</b>	<b>-14</b>	
09:50	11 OLIVER J assist (1)			
09:24				3 TODD-WILLIAMS K 3pt FG , jump shot missed
09:20				0 THIENOU S offensive rebound (1)
09:18		<b>43-59</b>	<b>-16</b>	0 THIENOU S 2pt FG second chance in the paint, layup made (2)
08:56	12 PIERRE K 2pt FG outside the paint, jump shot made (16)	<b>45-59</b>	<b>-14</b>	
08:29	13 PISSOTT J foul shooting (2 - 1)			3 TODD-WILLIAMS K foul drawn (4)
08:29				12 IWUALA C substitution out
08:29				7 JACOBS S substitution in
08:29		<b>45-60</b>	<b>-15</b>	3 TODD-WILLIAMS K free throw 1 - 2 made (7)
08:29		<b>45-61</b>	<b>-16</b>	3 TODD-WILLIAMS K free throw 2 - 2 made (8)
08:18	23 MOORE I turnover bad pass (2)			7 JACOBS S steal (3)
08:02		<b>45-63</b>	<b>-18</b>	7 JACOBS S 2pt FG from turnover in the paint, driving layup made (20)
08:02				2 SADLER T assist (3)
07:42	12 PIERRE K 2pt FG in the paint, layup made (18)	<b>47-63</b>	<b>-16</b>	
07:23		<b>47-65</b>	<b>-18</b>	7 JACOBS S 2pt FG in the paint, layup made (22)
07:23				0 THIENOU S assist (1)
07:00	jump ball situation			
07:00	12 PIERRE K turnover lost ball (2)			3 TODD-WILLIAMS K steal (2)
06:32				3 TODD-WILLIAMS K 3pt FG from turnover, jump shot missed
06:26	23 MOORE I defensive rebound (4)			
06:20	1 BLAKES M 2pt FG outside the paint, jump shot made (16)	<b>49-65</b>	<b>-16</b>	
06:18	13 PISSOTT J substitution out			
06:18	14 MITCHELL A substitution in			
06:01				0 THIENOU S 3pt FG , jump shot missed
05:57				2 SADLER T offensive rebound (2)
05:57		<b>49-67</b>	<b>-18</b>	2 SADLER T 2pt FG second chance in the paint, tip-in layup made (7)
05:39	23 MOORE I turnover lost ball (3)			3 TODD-WILLIAMS K steal (3)
05:23	jump ball situation			
05:23	11 OLIVER J steal (2)			3 TODD-WILLIAMS K turnover lost ball (3)
05:23				3 TODD-WILLIAMS K substitution out
05:23				1 DEANS K substitution in
05:09	12 PIERRE K 2pt FG from turnover in the paint, layup blocked			
05:09				24 SCOTT M block (2)
05:05				7 JACOBS S defensive rebound (9)
04:49				24 SCOTT M 2pt FG outside the paint, jump shot missed
04:45				7 JACOBS S offensive rebound (10)
04:45		<b>49-69</b>	<b>-20</b>	7 JACOBS S 2pt FG second chance in the paint, tip-in layup made (24)



**Officials:** Timothy Greene, Angel Kent, Jody Cantrell

Game Time	VANDY	Score	Diff	MISS
04:23	23 MOORE I 2pt FG in the paint, driving layup made (9)	<b>51-69</b>	<b>-18</b>	
04:23	23 MOORE I foul drawn (3)			7 JACOBS S foul shooting (3 - 1)
04:23	Timeout media			
04:23	14 MITCHELL A substitution out			
04:23	5 KAPINUS L substitution in			
04:23	23 MOORE I free throw 1 - 1 made (10)	<b>52-69</b>	<b>-17</b>	
04:02	5 KAPINUS L foul personal (2 - 2)			7 JACOBS S foul drawn (3)
03:47				1 DEANS K 3pt FG , jump shot missed
03:39				24 SCOTT M offensive rebound (5)
03:39				24 SCOTT M 2pt FG second chance in the paint, tip-in layup blocked
03:39	12 PIERRE K block (1)			
03:36	5 KAPINUS L defensive rebound (2)			
03:33	12 PIERRE K 2pt FG in the paint, layup made (20)	<b>54-69</b>	<b>-15</b>	
03:33	1 BLAKES M assist (1)			
03:08	12 PIERRE K foul personal (1 - 3)			2 SADLER T foul drawn (2)
02:50		<b>54-72</b>	<b>-18</b>	1 DEANS K 3pt FG , jump shot made (5)
02:50				24 SCOTT M assist (3)
02:35	12 PIERRE K 2pt FG outside the paint, turnaround jump shot made (22)	<b>56-72</b>	<b>-16</b>	
02:35	11 OLIVER J assist (2)			
02:10	5 KAPINUS L foul shooting (3 - 4)			0 THIENOU S foul drawn (1)
02:10		<b>56-73</b>	<b>-17</b>	0 THIENOU S free throw 1 - 2 made (3)
02:10		<b>56-74</b>	<b>-18</b>	0 THIENOU S free throw 2 - 2 made (4)
01:53	12 PIERRE K 2pt FG in the paint, jump shot made (24)	<b>58-74</b>	<b>-16</b>	
01:45				0 THIENOU S 2pt FG in the paint, driving layup missed
01:41	12 PIERRE K defensive rebound (6)			
01:38	23 MOORE I 2pt FG in the paint, layup missed			
01:33	12 PIERRE K offensive rebound (7)			
01:33	12 PIERRE K 2pt FG second chance in the paint, tip-in layup missed			
01:32				0 THIENOU S defensive rebound (2)
01:31		<b>58-76</b>	<b>-18</b>	0 THIENOU S 2pt FG fast break in the paint, driving layup made (6)
01:22	11 OLIVER J foul drawn (1)			7 JACOBS S foul shooting (4 - 2)
01:22				0 THIENOU S substitution out
01:22				3 TODD-WILLIAMS K substitution in
01:22	11 OLIVER J free throw 1 - 2 missed			
01:22	offensive dead ball rebound (3)			
01:22	11 OLIVER J free throw 2 - 2 made (3)	<b>59-76</b>	<b>-17</b>	
01:10	11 OLIVER J steal (3)			24 SCOTT M turnover lost ball (3)
01:03	5 KAPINUS L 2pt FG fast break from turnover in the paint, floating jump shot made (3)	<b>61-76</b>	<b>-15</b>	
01:03	11 OLIVER J assist (3)			
00:53				Timeout 30 Sec
00:27				1 DEANS K 3pt FG , jump shot missed
00:25				24 SCOTT M offensive rebound (6)
00:06				3 TODD-WILLIAMS K 2pt FG second chance outside the paint, jump shot missed
00:06				offensive dead ball rebound (2)
00:06				turnover shot clock (14)





Official Basketball Play by Play - 4th Period  
**Ole Miss at Vanderbilt**  
02/02/25 Memorial Gymnasium (Vanderbilt), Nashville  
2024-25 Women's Basketball

**Game Time:** 2:00 PM  
**Game Duration:** 1:44  
**Attendance:** 6,021

**Officials:** Timothy Greene, Angel Kent, Jody Cantrell

Game Time	VANDY	Score	Diff	MISS
END OF GAME				
VANDY 61-76 MISS				



Ole Miss at Vanderbilt

02/02/25 Memorial Gymnasium (Vanderbilt), Nashville  
2024-25 Women's Basketball

Game Time: 2:00 PM  
Game Duration: 1:44  
Attendance: 6,021

Officials: Timothy Greene, Angel Kent, Jody Cantrell

Ole Miss - 19

NO.	Name	F	Min	FG			Rebounds			Fouls		TP	AS	TO	ST	Blocks		+/-
				M-A	3P	FT	OR	DR	TOT	PF	FD					BS	BA	
7	Starr Jacobs	F	08:29	3-3	0-0	0-0	1	1	2	2	1	6	0	0	1	0	0	1
24	Madison Scott	F	10:00	0-2	0-0	0-0	2	0	2	0	0	0	1	1	0	1	1	-1
0	Sira Thienou	G	08:38	2-4	0-1	2-2	1	1	2	0	1	6	1	0	0	0	0	2
2	Tameiya Sadler	G	10:00	1-1	0-0	0-0	1	0	1	0	1	2	1	0	0	0	0	-1
3	Kennedy Todd-Williams	G	05:59	0-3	0-2	2-2	0	0	0	0	1	2	0	1	2	0	0	-1
12	Christeen Iwuala		01:31	0-0	0-0	0-0	0	0	0	0	0	0	0	0	0	0	0	-2
1	Kirsten Deans		05:23	1-3	1-3	0-0	0	0	0	0	0	3	0	0	0	0	0	-3
Team							0	0	0		0			1				
<b>Totals</b>				7-16	1-6	4-4	5	2	7	2	4	19	3	3	3	1	1	-1

Shooting By Period		
4 <sup>th</sup> FG%	7-16	43.8%
3PT%	1-6	16.7%
FT%	4-4	100%
GM FG%	7-16	43.8%
3PT%	1-6	16.7%
FT%	4-4	100.0%

Dead Ball Rebounds: 1, 0

Technical Fouls::NONE

Vanderbilt - 20

NO.	Name	F	Min	FG			Rebounds			Fouls		TP	AS	TO	ST	Blocks		+/-
				M-A	3P	FT	OR	DR	TOT	PF	FD					BS	BA	
10	Jane Nwaba	F	00:00	0-0	0-0	0-0	0	0	0	0	0	0	0	0	0	0	0	0
12	Khamil Pierre	F	10:00	6-8	0-0	0-0	1	1	2	1	0	12	0	1	0	1	1	1
1	Mikayla Blakes	G	10:00	1-1	0-0	0-0	0	0	0	0	0	2	1	0	0	0	0	1
11	Jordyn Oliver	G	10:00	0-0	0-0	1-2	0	0	0	0	1	1	3	0	2	0	0	1
23	Iyana Moore	G	10:00	1-2	0-0	1-1	0	1	1	0	1	3	0	2	0	0	0	1
13	Justine Pissott		03:42	0-0	0-0	0-0	0	0	0	1	0	0	0	0	0	0	0	0
14	Aiyana Mitchell		01:55	0-0	0-0	0-0	0	0	0	0	0	0	0	0	0	0	0	-2
5	Leilani Kapinus		04:23	1-1	0-0	0-0	0	1	1	2	0	2	0	0	0	0	0	3
Team							0	0	0		0			0				
<b>Totals</b>				9-12	0-0	2-3	1	3	4	4	2	20	4	3	2	1	1	1

Shooting By Period		
4 <sup>th</sup> FG%	9-12	75.0%
3PT%	0-0	0.0%
FT%	2-3	66.7%
GM FG%	9-12	75.0%
3PT%	0-0	0.0%
FT%	2-3	66.7%

Dead Ball Rebounds: 1, 0

Technical Fouls::NONE

	MISS	VANDY
Biggest lead	20 (4 <sup>th</sup> 4:45)	0 (1 <sup>st</sup> 10:00)
Best Scoring Run	4(4 <sup>th</sup> 8:02)	5(4 <sup>th</sup> 3:33)
Lead Changes	0	
Times Tied	0	
Time with Lead	09:50	00:00

Points from	MISS	VANDY
Turnovers	2	2
Paint	12	12
Second Chance	6	0
Fast Breaks	2	2
Bench	3	2

Period by Period Scoring					
	1st	2nd	3rd	4th	TOT
MISS	12	20	25	19	76
VANDY	11	10	20	20	61



Officials: Timothy Greene, Angel Kent, Jody Cantrell

Ole Miss - 44

NO.	Name	F	Min	FG			Rebounds			Fouls		TP	AS	TO	ST	Blocks		+/-
				M-A	M-A	M-A	OR	DR	TOT	PF	FD					BS	BA	
7	Starr Jacobs	F	16:04	6-6	0-0	0-0	3	1	4	3	1	12	0	1	2	0	0	2
24	Madison Scott	F	19:01	3-5	0-0	2-3	3	0	3	3	2	8	1	2	0	2	1	8
0	Sira Thienou	G	09:34	2-4	0-1	2-2	1	1	2	0	1	6	1	0	1	0	0	2
2	Tameiya Sadler	G	20:00	2-4	1-2	0-0	1	1	2	1	1	5	3	0	1	0	0	4
3	Kennedy Todd-Williams	G	14:21	0-4	0-2	4-4	0	2	2	0	2	4	1	2	2	0	0	-1
1	Kirsten Deans		07:23	1-4	1-4	0-0	0	0	0	0	0	3	0	1	0	0	0	0
13	Mariyah Noel		04:30	1-1	0-0	0-0	0	0	0	0	0	2	0	1	1	1	0	0
12	Christeen Iwuala		09:07	2-2	0-0	0-1	1	1	2	0	1	4	2	1	0	0	0	5
Team							0	0	0			0		1				
<b>Totals</b>				17-30	2-9	8-10	9	6	15	7	8	44	8	9	7	3	1	4

Shooting By Period		
3 <sup>rd</sup> FG%	10-14	71.4%
3PT%	1-3	33.3%
FT%	4-6	66.7%
4 <sup>th</sup> FG%	7-16	43.8%
3PT%	1-6	16.7%
FT%	4-4	100%
GM FG%	17-30	56.7%
3PT%	2-9	22.2%
FT%	8-10	80.0%

Dead Ball Rebounds: 1, 0

Technical Fouls::NONE

Vanderbilt - 40

NO.	Name	F	Min	FG			Rebounds			Fouls		TP	AS	TO	ST	Blocks		+/-
				M-A	M-A	M-A	OR	DR	TOT	PF	FD					BS	BA	
10	Jane Nwaba	F	04:34	0-0	0-0	0-0	0	0	0	1	0	0	1	1	0	0	0	-5
12	Khamil Pierre	F	16:02	8-11	0-0	0-0	1	1	2	1	0	16	0	1	1	1	1	-2
1	Mikayla Blakes	G	20:00	4-7	0-1	5-5	0	1	1	0	4	13	1	2	1	0	1	-4
11	Jordyn Oliver	G	20:00	1-2	0-0	1-2	0	0	0	0	1	3	3	0	2	0	1	-4
23	Iyana Moore	G	20:00	2-3	1-1	1-1	0	1	1	1	1	6	0	2	1	0	0	-4
4	Madison Greene		00:00	0-0	0-0	0-0	0	0	0	0	0	0	0	0	0	0	0	0
5	Leilani Kapinus		08:21	1-1	0-0	0-0	0	1	1	2	1	2	0	0	1	0	0	1
14	Aiyana Mitchell		05:53	0-0	0-0	0-0	1	1	2	1	0	0	0	1	0	0	0	-4
13	Justine Pissott		05:10	0-0	0-0	0-0	0	0	0	2	0	0	0	1	1	0	0	2
Team							0	0	0			0		0				
<b>Totals</b>				16-24	1-2	7-8	2	5	7	8	7	40	6	8	6	1	3	-4

Shooting By Period		
3 <sup>rd</sup> FG%	7-12	58.3%
3PT%	1-2	50.0%
FT%	5-5	100%
4 <sup>th</sup> FG%	9-12	75.0%
3PT%	0-0	0.0%
FT%	2-3	66.7%
GM FG%	16-24	66.7%
3PT%	1-2	50.0%
FT%	7-8	87.5%

Dead Ball Rebounds: 1, 0

Technical Fouls::NONE

	MISS	VANDY
Biggest lead	20 (4 <sup>th</sup> 4:45)	0 (1 <sup>st</sup> 10:00)
Best Scoring Run	6(3 <sup>rd</sup> 5:26)	5(4 <sup>th</sup> 3:33)
Lead Changes	0	
Times Tied	0	
Time with Lead	19:46	00:00

Points from	MISS	VANDY
Turnovers	11	4
Paint	28	24
Second Chance	13	3
Fast Breaks	6	4
Bench	9	2

Period by Period Scoring					
	1st	2nd	3rd	4th	TOT
MISS	12	20	25	19	76
VANDY	11	10	20	20	61




**Officials:** Timothy Greene, Angel Kent, Jody Cantrell

{ Players => 1, 2, 4, 5, 10, 11, 12, 13, 14, 23, 24, 30, 35; } FG Types => All; Results => All;

{ Players => 0, 1, 2, 3, 7, 9, 10, 11, 12, 13, 14, 20, 24, 33, 35; } FG Types => All; Results => All;

**Vanderbilt**

**Ole Miss**



Vanderbilt	M/A	%
Field Goals	23/49	47
2 Points	21/40	52
3 Points	2/9	22
Free Throws	13/16	81

Ole Miss	M/A	%
Field Goals	32/59	54
2 Points	30/47	64
3 Points	2/12	17
Free Throws	10/14	71



**Ole Miss at Vanderbilt**

02/02/25 Memorial Gymnasium (Vanderbilt), Nashville  
2024-25 Women's Basketball

Game Time: 2:00 PM  
Game Duration: 1:44  
Attendance: 6,021

Officials: Timothy Greene, Angel Kent, Jody Cantrell

**Ole Miss**

No	Name	Mins		Score		Points Diff		Points per Min		Assists		Rebounds		Steals		Turnovers	
		On	Off	On	Off	On	Off	On	Off	On	Off	On	Off	On	Off	On	Off
0	Sira Thienou	15:34	24:26	29 - 25	47 - 36	4	11	1.86	1.92	4	11	9	23	6	5	3	11
1	Kirsten Deans	20:26	19:34	41 - 31	35 - 30	10	5	2.01	1.79	7	8	19	13	3	8	6	8
2	Tameiya Sadler	31:52	08:08	58 - 53	18 - 8	5	10	1.82	2.21	11	4	23	9	11	0	13	1
3	Kennedy Todd-Williams	34:21	05:39	59 - 49	17 - 12	10	5	1.72	3.01	14	1	26	6	10	1	14	0
7	Starr Jacobs	34:36	05:24	61 - 51	15 - 10	10	5	1.76	2.78	12	3	26	6	10	1	13	1
12	Christeen Iwuala	15:59	24:01	38 - 22	38 - 39	16	-1	2.38	1.58	9	6	17	15	2	9	4	10
13	Mariyah Noel	06:33	33:27	16 - 13	60 - 48	3	12	2.45	1.79	3	12	6	26	2	9	3	11
20	Ayanna Thompson	02:13	37:47	2 - 4	74 - 57	-2	17	0.90	1.96	0	15	3	29	0	11	2	12
24	Madison Scott	38:26	01:34	76 - 57	0 - 4	19	-4	1.98	0.00	15	0	31	1	11	0	12	2

**Vanderbilt**

No	Name	Mins		Score		Points Diff		Points per Min		Assists		Rebounds		Steals		Turnovers	
		On	Off	On	Off	On	Off	On	Off	On	Off	On	Off	On	Off	On	Off
1	Mikayla Blakes	29:45	10:15	51 - 56	10 - 20	-5	-10	1.71	0.98	6	2	16	7	9	0	16	2
4	Madison Greene	11:09	28:51	10 - 22	51 - 54	-12	-3	0.90	1.77	2	6	7	16	0	9	4	14
5	Leilani Kapinus	20:17	19:43	30 - 37	31 - 39	-7	-8	1.48	1.57	3	5	14	9	5	4	7	11
10	Jane Nwaba	08:52	31:08	12 - 21	49 - 55	-9	-6	1.35	1.57	1	7	4	19	1	8	6	12
11	Jordyn Oliver	37:37	02:23	61 - 70	0 - 6	-9	-6	1.62	0.00	8	0	21	2	9	0	17	1
12	Khamil Pierre	35:10	04:50	50 - 66	11 - 10	-16	1	1.42	2.28	7	1	20	3	8	1	15	3
13	Justine Pissott	10:20	29:40	17 - 16	44 - 60	1	-16	1.65	1.48	4	4	7	16	2	7	5	13
14	Aiyana Mitchell	07:44	32:16	13 - 18	48 - 58	-5	-10	1.68	1.49	1	7	3	20	2	7	4	14
23	Iyana Moore	39:06	00:54	61 - 74	0 - 2	-13	-2	1.56	0.00	8	0	23	0	9	0	16	2

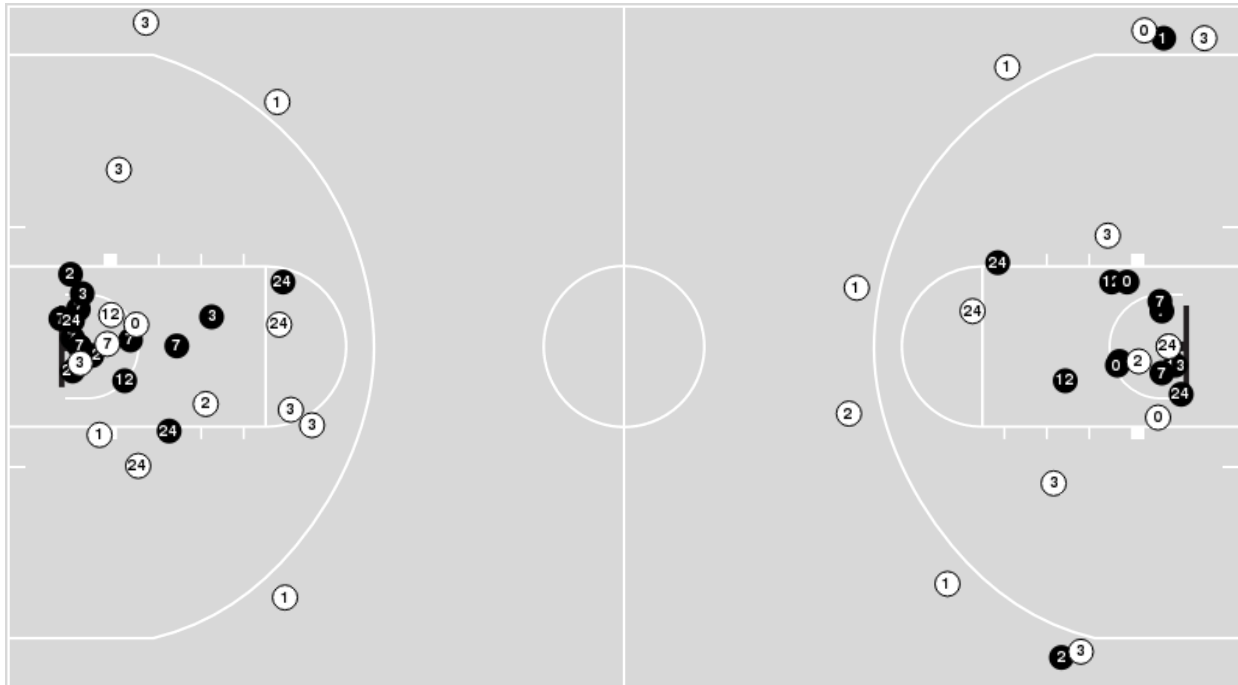


Officials: Timothy Greene, Angel Kent, Jody Cantrell

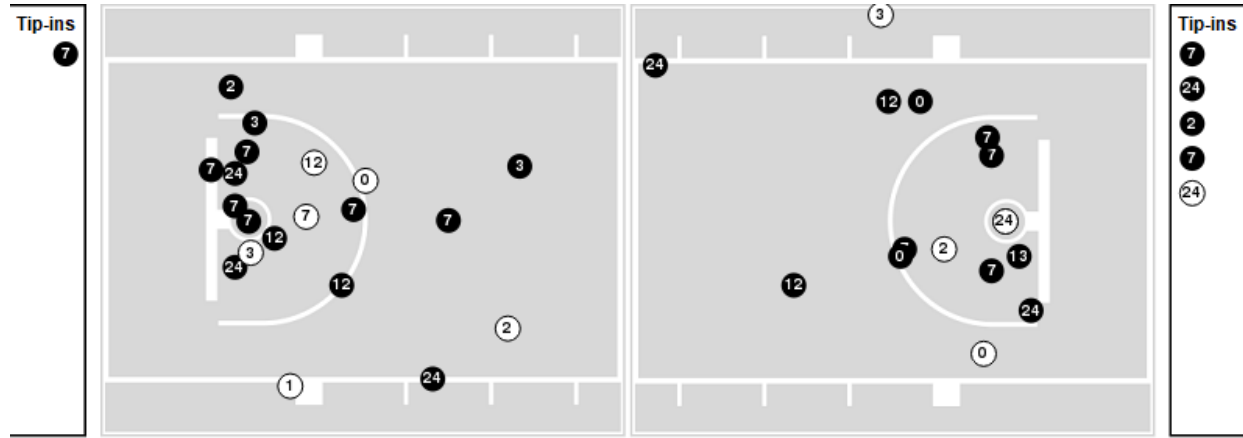
Players => 0, 1, 2, 3, 7, 9, 10, 11, 12, 13, 14, 20, 24, 33, 35 FG Types=>All Results=>All

**Ole Miss**

**All Field Goals**



**Blow Up Chart**



● Made ○ Missed N - Player Number

Ole Miss	M/A	%
Field Goals	32/59	54
2 Points	30/47	64
3 Points	2/12	17
Free Throws	10/14	71

Ole Miss	M/A	%
Points in the Paint	54 (27 / 35)	77
Fast Break Points	10 (5/5)	100
Second Chance Points	21 (11/13)	85
Effective FG%	56	

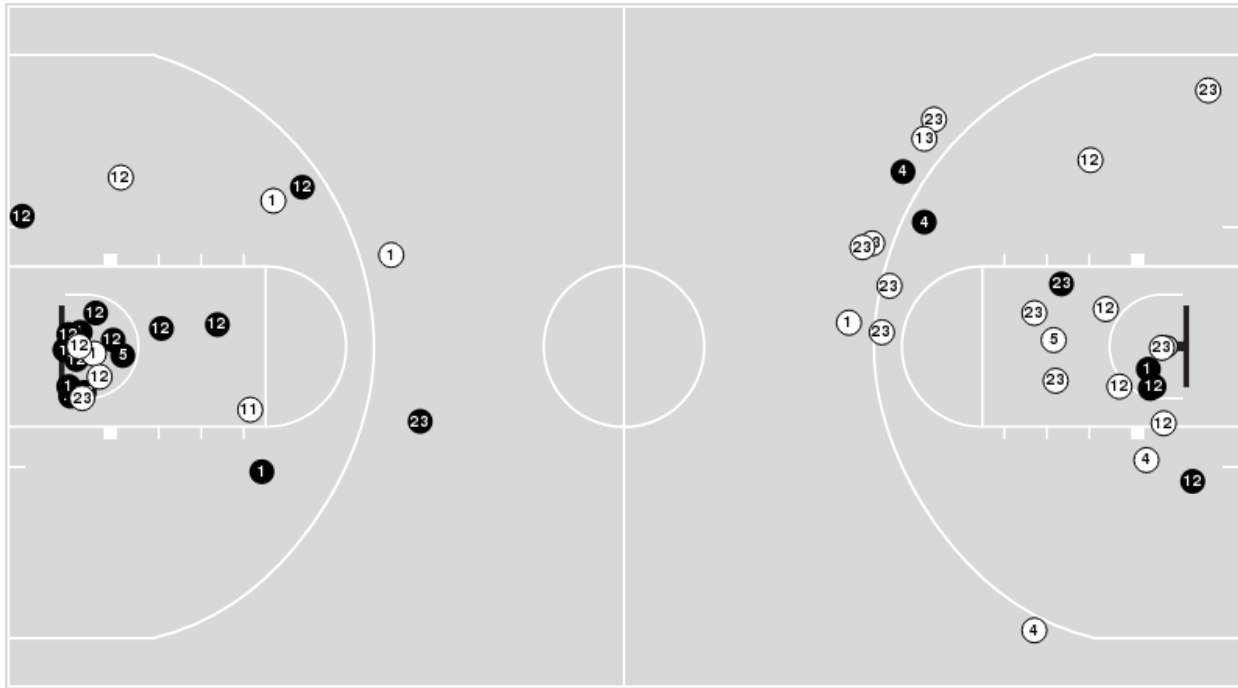


**Officials:** Timothy Greene, Angel Kent, Jody Cantrell

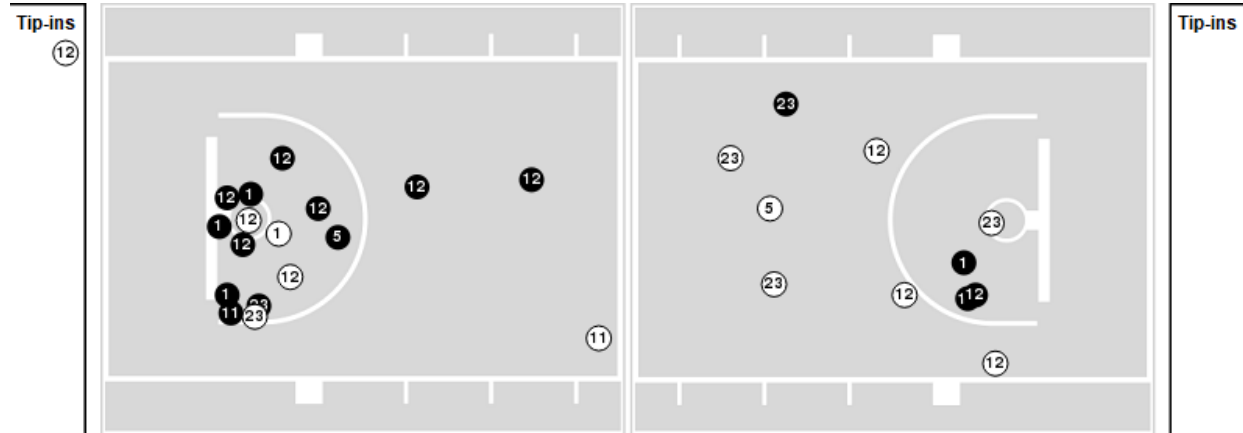
Players => 1, 2, 4, 5, 10, 11, 12, 13, 14, 23, 24, 30, 35FG Types=>AllResults=>All

**Vanderbilt**

**All Field Goals**



**Blow Up Chart**



● Made    ○ Missed    N - Player Number

Vanderbilt	M/A	%
Field Goals	23/49	47
2 Points	21/40	52
3 Points	2/9	22
Free Throws	13/16	81

Vanderbilt	M/A	%
Points in the Paint	32 (16 / 28)	57
Fast Break Points	8 (4/4)	100
Second Chance Points	5 (3/6)	50
Effective FG%	49	



**Officials:** Timothy Greene, Angel Kent, Jody Cantrell

**Ole Miss**

Lineup	Quarter On	Time On	Quarter Off	Time Off	Time on Court	Score	Score Diff	Reb	Stl	Tov	Ass	PPP
0- Thienou S/ 2- Sadler T/ 3- Todd-Williams K/ 7- Jacobs S/ 24- Scott M/	1	10:00	1	04:00	06:00	8-6	2	3	2	1	1	0.8097
2- Sadler T/ 3- Todd-Williams K/ 7- Jacobs S/ 20- Thompson A/ 24- Scott M/	1	04:00	1	03:03	00:57	0-1	-1	2	0	1	0	0.0000
1- Deans K/ 2- Sadler T/ 3- Todd-Williams K/ 7- Jacobs S/ 24- Scott M/	1	03:03	2	08:08	04:55	6-6	0	3	2	2	2	0.6667
1- Deans K/ 3- Todd-Williams K/ 7- Jacobs S/ 12- Iwuala C/ 24- Scott M/	2	08:08	2	03:19	04:49	10-2	8	5	0	0	4	1.4286
1- Deans K/ 3- Todd-Williams K/ 7- Jacobs S/ 20- Thompson A/ 24- Scott M/	2	03:19	2	02:03	01:16	2-3	-1	1	0	1	0	1.0000
1- Deans K/ 3- Todd-Williams K/ 7- Jacobs S/ 12- Iwuala C/ 13- Noel M/	2	02:03	2	01:28	00:35	0-0	0	1	0	0	0	0.0000
1- Deans K/ 3- Todd-Williams K/ 12- Iwuala C/ 13- Noel M/ 24- Scott M/	2	01:28	3	10:00	01:28	6-3	3	2	0	0	0	2.0833
2- Sadler T/ 3- Todd-Williams K/ 7- Jacobs S/ 12- Iwuala C/ 24- Scott M/	3	10:00	3	05:51	04:09	8-8	0	3	1	2	2	1.3333
1- Deans K/ 2- Sadler T/ 7- Jacobs S/ 12- Iwuala C/ 24- Scott M/	3	05:51	3	05:26	00:25	5-0	5	2	0	0	0	2.6596
1- Deans K/ 2- Sadler T/ 7- Jacobs S/ 13- Noel M/ 24- Scott M/	3	05:26	3	04:13	01:13	3-3	0	0	1	0	0	1.2295
1- Deans K/ 2- Sadler T/ 3- Todd-Williams K/ 7- Jacobs S/ 13- Noel M/	3	04:13	3	03:51	00:22	0-2	-2	0	0	1	0	0.0000
2- Sadler T/ 3- Todd-Williams K/ 12- Iwuala C/ 13- Noel M/ 24- Scott M/	3	03:51	3	01:26	02:25	7-3	4	3	1	1	3	1.5766
2- Sadler T/ 3- Todd-Williams K/ 7- Jacobs S/ 13- Noel M/ 24- Scott M/	3	01:26	3	00:56	00:29	0-2	-2	0	0	1	0	0.0000
0- Thienou S/ 2- Sadler T/ 3- Todd-Williams K/ 7- Jacobs S/ 24- Scott M/	3	00:56	3	00:37	00:19	2-0	2	0	1	0	0	2.2727
0- Thienou S/ 2- Sadler T/ 3- Todd-Williams K/ 7- Jacobs S/ 12- Iwuala C/	3	00:37	4	10:00	00:37	0-2	-2	0	0	1	0	0.0000
0- Thienou S/ 2- Sadler T/ 3- Todd-Williams K/ 12- Iwuala C/ 24- Scott M/	4	10:00	4	08:29	01:31	2-4	-2	1	0	0	0	2.0000
0- Thienou S/ 2- Sadler T/ 3- Todd-Williams K/ 7- Jacobs S/ 24- Scott M/	4	08:29	4	05:23	03:06	8-4	4	1	3	1	2	1.3605
0- Thienou S/ 1- Deans K/ 2- Sadler T/ 7- Jacobs S/ 24- Scott M/	4	05:23	4	01:22	04:01	9-9	0	4	0	0	1	1.5306
1- Deans K/ 2- Sadler T/ 3- Todd-Williams K/ 7- Jacobs S/ 24- Scott M/	4	01:22	4	00:00	01:22	0-3	-3	1	0	2	0	0.0000





Official Basketball Rotations Summary - Final  
**Ole Miss at Vanderbilt**  
 02/02/25 Memorial Gymnasium (Vanderbilt), Nashville  
 2024-25 Women's Basketball

**Game Time:** 2:00 PM  
**Game Duration:** 1:44  
**Attendance:** 6,021

**Officials:** Timothy Greene, Angel Kent, Jody Cantrell

**Vanderbilt**

Lineup	Quarter On	Time On	Quarter Off	Time Off	Time on Court	Score	Score Diff	Reb	Stl	Tov	Ass	PPP
1- Blakes M/ 10- Nwaba J/ 11- Oliver J/ 12- Pierre K/ 23- Moore I/	1	10:00	1	05:42	04:18	4-8	-4	4	0	4	0	0.5714
1- Blakes M/ 5- Kapinus L/ 11- Oliver J/ 12- Pierre K/ 23- Moore I/	1	05:42	1	02:17	03:25	5-2	3	4	2	1	0	0.7396
4- Greene M/ 5- Kapinus L/ 11- Oliver J/ 12- Pierre K/ 23- Moore I/	1	02:17	1	01:24	00:53	2-0	2	2	0	0	0	1.0638
4- Greene M/ 5- Kapinus L/ 12- Pierre K/ 13- Pissott J/ 23- Moore I/	1	01:24	2	10:00	01:24	0-2	-2	2	0	1	0	0.0000
1- Blakes M/ 4- Greene M/ 5- Kapinus L/ 11- Oliver J/ 12- Pierre K/	2	10:00	2	09:06	00:54	0-2	-2	0	0	2	0	0.0000
1- Blakes M/ 5- Kapinus L/ 11- Oliver J/ 12- Pierre K/ 23- Moore I/	2	09:06	2	07:58	01:08	2-0	2	1	1	1	0	1.0000
4- Greene M/ 5- Kapinus L/ 11- Oliver J/ 12- Pierre K/ 23- Moore I/	2	07:58	2	06:13	01:45	0-6	-6	0	0	0	0	0.0000
4- Greene M/ 11- Oliver J/ 12- Pierre K/ 13- Pissott J/ 23- Moore I/	2	06:13	2	03:19	02:54	2-4	-2	2	0	0	1	0.5000
4- Greene M/ 11- Oliver J/ 13- Pissott J/ 14- Mitchell A/ 23- Moore I/	2	03:19	2	02:27	00:52	3-0	3	1	0	1	1	1.5000
4- Greene M/ 5- Kapinus L/ 12- Pierre K/ 14- Mitchell A/ 23- Moore I/	2	02:27	2	01:28	00:59	0-4	-4	0	0	0	0	0.0000
4- Greene M/ 5- Kapinus L/ 11- Oliver J/ 12- Pierre K/ 23- Moore I/	2	01:28	3	10:00	01:28	3-4	-1	0	0	0	0	1.0417
1- Blakes M/ 10- Nwaba J/ 11- Oliver J/ 12- Pierre K/ 23- Moore I/	3	10:00	3	05:26	04:34	8-13	-5	0	1	2	1	1.0000
1- Blakes M/ 5- Kapinus L/ 11- Oliver J/ 14- Mitchell A/ 23- Moore I/	3	05:26	3	01:28	03:58	8-10	-2	2	1	2	0	1.0929
1- Blakes M/ 11- Oliver J/ 12- Pierre K/ 13- Pissott J/ 23- Moore I/	3	01:28	4	06:18	05:10	12-10	2	2	2	3	2	1.3514
1- Blakes M/ 11- Oliver J/ 12- Pierre K/ 14- Mitchell A/ 23- Moore I/	4	06:18	4	04:23	01:55	2-4	-2	0	1	1	0	0.6667
1- Blakes M/ 5- Kapinus L/ 11- Oliver J/ 12- Pierre K/ 23- Moore I/	4	04:23	4	00:00	04:23	10-7	3	3	1	0	3	1.5823



Official Basketball Line Up Analysis - Final  
**Ole Miss at Vanderbilt**  
 02/02/25 Memorial Gymnasium (Vanderbilt), Nashville  
 2024-25 Women's Basketball

**Game Time:** 2:00 PM  
**Game Duration:** 1:44  
**Attendance:** 6,021

**Officials:** Timothy Greene, Angel Kent, Jody Cantrell

**Ole Miss**

Lineup	Time	Score	Score Diff	Pts/Min	Reb	Stl	Tov	Ass	PPP
0- Thienou S/ 2- Sadler T/ 3- Todd-Williams K/ 7- Jacobs S/ 24- Scott M/	09:25	18-10	8	1.9105	4	6	2	3	1.0817
1- Deans K/ 2- Sadler T/ 3- Todd-Williams K/ 7- Jacobs S/ 24- Scott M/	06:17	6-9	-3	0.9549	4	2	4	2	0.5000
1- Deans K/ 3- Todd-Williams K/ 7- Jacobs S/ 12- Iwuala C/ 24- Scott M/	04:49	10-2	8	2.0761	5	0	0	4	1.4286
2- Sadler T/ 3- Todd-Williams K/ 7- Jacobs S/ 12- Iwuala C/ 24- Scott M/	04:09	8-8	0	1.9277	3	1	2	2	1.3333
0- Thienou S/ 1- Deans K/ 2- Sadler T/ 7- Jacobs S/ 24- Scott M/	04:01	9-9	0	2.2407	4	0	0	1	1.5306
2- Sadler T/ 3- Todd-Williams K/ 12- Iwuala C/ 13- Noel M/ 24- Scott M/	02:25	7-3	4	2.8966	3	1	1	3	1.5766
0- Thienou S/ 2- Sadler T/ 3- Todd-Williams K/ 12- Iwuala C/ 24- Scott M/	01:31	2-4	-2	1.3187	1	0	0	0	2.0000
1- Deans K/ 3- Todd-Williams K/ 12- Iwuala C/ 13- Noel M/ 24- Scott M/	01:28	6-3	3	4.0909	2	0	0	0	2.0833
1- Deans K/ 3- Todd-Williams K/ 7- Jacobs S/ 20- Thompson A/ 24- Scott M/	01:16	2-3	-1	1.5789	1	0	1	0	1.0000
1- Deans K/ 2- Sadler T/ 7- Jacobs S/ 13- Noel M/ 24- Scott M/	01:13	3-3	0	2.4658	0	1	0	0	1.2295
2- Sadler T/ 3- Todd-Williams K/ 7- Jacobs S/ 20- Thompson A/ 24- Scott M/	00:57	0-1	-1	0.0000	2	0	1	0	0.0000
0- Thienou S/ 2- Sadler T/ 3- Todd-Williams K/ 7- Jacobs S/ 12- Iwuala C/	00:37	0-2	-2	0.0000	0	0	1	0	0.0000
1- Deans K/ 3- Todd-Williams K/ 7- Jacobs S/ 12- Iwuala C/ 13- Noel M/	00:35	0-0	0	0.0000	1	0	0	0	0.0000
2- Sadler T/ 3- Todd-Williams K/ 7- Jacobs S/ 13- Noel M/ 24- Scott M/	00:29	0-2	-2	0.0000	0	0	1	0	0.0000
1- Deans K/ 2- Sadler T/ 7- Jacobs S/ 12- Iwuala C/ 24- Scott M/	00:25	5-0	5	12.0000	2	0	0	0	2.6596
1- Deans K/ 2- Sadler T/ 3- Todd-Williams K/ 7- Jacobs S/ 13- Noel M/	00:22	0-2	-2	0.0000	0	0	1	0	0.0000



Official Basketball Line Up Analysis - Final  
**Ole Miss at Vanderbilt**  
 02/02/25 Memorial Gymnasium (Vanderbilt), Nashville  
 2024-25 Women's Basketball

**Game Time:** 2:00 PM  
**Game Duration:** 1:44  
**Attendance:** 6,021

**Officials:** Timothy Greene, Angel Kent, Jody Cantrell

**Vanderbilt**

Lineup	Time	Score	Score Diff	Pts/Min	Reb	Stl	Tov	Ass	PPP
1- Blakes M/ 5- Kapinus L/ 11- Oliver J/ 12- Pierre K/ 23- Moore I/	08:56	17-9	8	1.9030	8	4	2	3	1.1273
1- Blakes M/ 10- Nwaba J/ 11- Oliver J/ 12- Pierre K/ 23- Moore I/	08:52	12-21	-9	1.3534	4	1	6	1	0.8000
1- Blakes M/ 11- Oliver J/ 12- Pierre K/ 13- Pissott J/ 23- Moore I/	05:10	12-10	2	2.3226	2	2	3	2	1.3514
4- Greene M/ 5- Kapinus L/ 11- Oliver J/ 12- Pierre K/ 23- Moore I/	04:06	5-10	-5	1.2195	2	0	0	0	0.7396
1- Blakes M/ 5- Kapinus L/ 11- Oliver J/ 14- Mitchell A/ 23- Moore I/	03:58	8-10	-2	2.0168	2	1	2	0	1.0929
4- Greene M/ 11- Oliver J/ 12- Pierre K/ 13- Pissott J/ 23- Moore I/	02:54	2-4	-2	0.6897	2	0	0	1	0.5000
1- Blakes M/ 11- Oliver J/ 12- Pierre K/ 14- Mitchell A/ 23- Moore I/	01:55	2-4	-2	1.0435	0	1	1	0	0.6667
4- Greene M/ 5- Kapinus L/ 12- Pierre K/ 13- Pissott J/ 23- Moore I/	01:24	0-2	-2	0.0000	2	0	1	0	0.0000
4- Greene M/ 5- Kapinus L/ 12- Pierre K/ 14- Mitchell A/ 23- Moore I/	00:59	0-4	-4	0.0000	0	0	0	0	0.0000
1- Blakes M/ 4- Greene M/ 5- Kapinus L/ 11- Oliver J/ 12- Pierre K/	00:54	0-2	-2	0.0000	0	0	2	0	0.0000
4- Greene M/ 11- Oliver J/ 13- Pissott J/ 14- Mitchell A/ 23- Moore I/	00:52	3-0	3	3.4615	1	0	1	1	1.5000