



Auburn at Vanderbilt

02/11/25 Memorial Gymnasium (Vanderbilt), Nashville, Tenn.
Vanderbilt vs. No. 1 Auburn

Game Time: 6:00 PM
Game Duration: 2:03
Attendance: 13,032

Officials: Don Daily, Doug Shows, Lucas Santos

Auburn - 80

Record: 22-2 (10-1)

NO.	Name	F	Min	FG			Rebounds			Fouls		TP	AS	TO	ST	Blocks		+/-
				M-A	M-A	M-A	OR	DR	TOT	PF	FD					BS	BA	
5	Chris Moore	F	12:53	2-2	0-0	0-0	1	0	1	2	0	4	0	0	0	0	0	9
4	Johni Broome	C	29:53	6-16	0-3	5-8	1	6	7	1	5	17	2	0	0	3	2	15
44	Dylan Cardwell	C	17:36	2-3	0-0	2-2	2	2	4	3	1	6	2	0	2	2	1	6
2	Denver Jones	G	27:47	7-10	5-7	2-2	0	1	1	1	2	21	0	4	0	0	0	6
13	Miles Kelly	G	26:00	1-5	1-3	0-0	0	2	2	2	0	3	1	0	1	0	1	18
0	Tahaad Pettiford		25:00	3-6	2-5	1-1	0	3	3	3	2	9	2	1	1	0	0	3
10	Chad Baker-Mazara		28:20	0-6	0-4	0-0	1	1	2	3	2	0	4	2	2	0	0	0
31	Chaney Johnson		28:16	9-10	1-2	1-2	2	3	5	1	2	20	0	1	2	0	0	6
8	Ja'Heim Hudson		04:15	0-0	0-0	0-0	0	0	0	0	0	0	0	0	0	0	0	-3
Team							3	1	4			0		0				
Totals				30-58	9-24	11-15	10	19	29	16	14	80	11	8	8	5	4	12

Shooting By Period		
1 st FG%	14-32	43.8%
3PT%	6-17	35.3%
FT%	0-0	0%
2 nd FG%	16-26	61.5%
3PT%	3-7	42.9%
FT%	11-15	73.3%
GM FG%	30-58	51.7%
3PT%	9-24	37.5%
FT%	11-15	73.3%

Dead Ball Rebounds: 1, 0

Technical Fouls::NONE

Vanderbilt - 68

Record: 17-7 (5-6)

NO.	Name	F	Min	FG			Rebounds			Fouls		TP	AS	TO	ST	Blocks		+/-
				M-A	M-A	M-A	OR	DR	TOT	PF	FD					BS	BA	
5	Tyler Nickel	F	17:18	1-6	1-5	2-2	0	0	0	0	1	5	0	0	0	0	0	-17
99	Devin McGlockton	F	30:17	4-8	1-1	1-1	5	8	13	4	3	10	1	1	1	2	2	-1
1	Jason Edwards	G	26:44	5-11	1-5	2-3	0	3	3	0	4	13	1	1	0	0	2	-2
11	A.J. Hoggard	G	27:08	3-11	0-1	4-4	1	1	2	1	3	10	4	3	0	0	1	-7
30	Chris Manon	G	18:43	3-4	0-1	2-2	2	1	3	4	2	8	0	0	2	1	0	-2
2	MJ Collins		21:42	4-7	0-2	0-0	1	1	2	1	1	8	0	1	0	0	0	-13
4	Grant Huffman		08:29	1-3	0-1	0-0	0	0	0	0	0	2	0	1	0	0	0	-8
22	Jaylen Carey		28:58	4-7	0-1	0-0	5	5	10	3	1	8	2	4	2	1	0	-2
3	Tyler Tanner		20:12	1-5	0-0	2-2	0	0	0	1	1	4	0	0	2	0	0	-7
24	JaQualon "JQ" Roberts		00:29	0-0	0-0	0-0	0	0	0	0	0	0	0	0	0	0	0	-1
Team							2	2	4			0		1				
Totals				26-62	3-17	13-14	16	21	37	14	16	68	8	12	7	4	5	-12

Shooting By Period		
1 st FG%	13-30	43.3%
3PT%	1-9	11.1%
FT%	5-5	100%
2 nd FG%	13-32	40.6%
3PT%	2-8	25.0%
FT%	8-9	88.9%
GM FG%	26-62	41.9%
3PT%	3-17	17.6%
FT%	13-14	92.9%

Dead Ball Rebounds: 2, 0

Technical Fouls::NONE

	AU	Vandy
Biggest lead	16 (2 nd 2:17)	3 (2 nd 16:57)
Best Scoring Run	15 (1 st 15:20)	8 (1 st 5:04)
Lead Changes	4	
Times Tied	2	
Time with Lead	35:34	02:23

Points from	AU	Vandy
Turnovers	19	12
Paint	40	40
Second Chance	15	21
Fast Breaks	1	10
Bench	29	22

	Period by Period Scoring		
	1st	2nd	TOT
AU	34	46	80
Vandy	32	36	68



Auburn at Vanderbilt

02/11/25 Memorial Gymnasium (Vanderbilt), Nashville, Tenn.
Vanderbilt vs. No. 1 Auburn

Game Time: 6:00 PM
Game Duration: 2:03
Attendance: 13,032

Officials: Don Daily, Doug Shows, Lucas Santos

Period 1

Quarter Starters:

Vandy	1 Edwards J	5 Nickel T	11 Hoggard A	30 Manon C	99 McGlockton D
AU	2 Jones D	4 Broome J	5 Moore C	13 Kelly M	44 Cardwell D

Game Time	Vandy	Score	Diff	AU
20:00	99 MCGLOCKTON D jumpball won			44 CARDWELL D jumpball lost
19:49	11 HOGGARD A turnover bad pass (1)			13 KELLY M steal (1)
19:31				13 KELLY M 3pt FG from turnover, jump shot missed
19:26	1 EDWARDS J defensive rebound (1)			
19:23	1 EDWARDS J 3pt FG , jump shot missed			
19:19				2 JONES D defensive rebound (1)
18:57				4 BROOME J 2pt FG in the paint, hook shot missed
18:51				5 MOORE C offensive rebound (1)
18:51		0-2	-2	5 MOORE C 2pt FG second chance in the paint, tip-in layup made (2)
18:27	11 HOGGARD A 2pt FG outside the paint, pull up jump shot missed			
18:23				4 BROOME J defensive rebound (1)
18:13		0-4	-4	4 BROOME J 2pt FG in the paint, layup made (2)
17:52	5 NICKEL T 3pt FG , jump shot missed			
17:50				13 KELLY M defensive rebound (1)
17:32	30 MANON C steal (1)			2 JONES D turnover bad pass (1)
17:25	99 MCGLOCKTON D turnover travel (1)			
17:06		0-7	-7	2 JONES D 3pt FG from turnover, jump shot made (3)
17:06				13 KELLY M assist (1)
16:52	5 NICKEL T 3pt FG , jump shot missed			
16:50				4 BROOME J defensive rebound (2)
16:33		0-10	-10	2 JONES D 3pt FG , jump shot made (6)
16:07	11 HOGGARD A turnover lost ball (2)			
16:02				2 JONES D 3pt FG from turnover, jump shot missed
15:58				44 CARDWELL D offensive rebound (1)
15:55		0-13	-13	13 KELLY M 3pt FG from turnover second chance, jump shot made (3)
15:55				44 CARDWELL D assist (1)
15:54	Timeout 30 Sec			
15:54	5 NICKEL T substitution out			
15:54	11 HOGGARD A substitution out			
15:54	30 MANON C substitution out			
15:54	2 COLLINS M substitution in			
15:54	4 HUFFMAN G substitution in			
15:54	22 CAREY J substitution in			
15:54				2 JONES D substitution out
15:54				5 MOORE C substitution out
15:54				44 CARDWELL D substitution out
15:54				0 PETTIFORD T substitution in
15:54				10 BAKER-MAZARA C substitution in
15:54				31 JOHNSON C substitution in
15:30	4 HUFFMAN G 3pt FG , jump shot missed			
15:25				0 PETTIFORD T defensive rebound (1)



Auburn at Vanderbilt

02/11/25 Memorial Gymnasium (Vanderbilt), Nashville, Tenn.
Vanderbilt vs. No. 1 Auburn

Game Time: 6:00 PM
Game Duration: 2:03
Attendance: 13,032

Officials: Don Daily, Doug Shows, Lucas Santos

Game Time	Vandy	Score	Diff	AU
15:20		0-15	-15	0 PETTIFORD T 2pt FG in the paint, pull up jump shot made (2)
15:02	1 EDWARDS J 2pt FG outside the paint, jump shot made (2)	2-15	-13	
14:35				10 BAKER-MAZARA C 3pt FG , jump shot missed
14:33	22 CAREY J defensive rebound (1)			
14:00	4 HUFFMAN G 2pt FG outside the paint, jump shot missed			
13:58				10 BAKER-MAZARA C defensive rebound (1)
13:57				0 PETTIFORD T 3pt FG , jump shot missed
13:54	99 MCGLOCKTON D defensive rebound (1)			
13:39	4 HUFFMAN G 2pt FG in the paint, layup made (2)	4-15	-11	
13:13				4 BROOME J 2pt FG in the paint, jump shot missed
13:11	99 MCGLOCKTON D defensive rebound (2)			
13:01	1 EDWARDS J foul drawn (1)			13 KELLY M foul personal (1 - 1)
13:01	1 EDWARDS J substitution out			
13:01	4 HUFFMAN G substitution out			
13:01	99 MCGLOCKTON D substitution out			
13:01	3 TANNER T substitution in			
13:01	5 NICKEL T substitution in			
13:01	11 HOGGARD A substitution in			
13:01				4 BROOME J substitution out
13:01				13 KELLY M substitution out
13:01				2 JONES D substitution in
13:01				44 CARDWELL D substitution in
12:42	3 TANNER T 2pt FG outside the paint, jump shot missed			
12:42	offensive dead ball rebound (1)			
12:42	turnover shot clock (4)			
12:17		4-17	-13	44 CARDWELL D 2pt FG from turnover in the paint, layup made (2)
11:57	5 NICKEL T 2pt FG outside the paint, pull up jump shot missed			
11:54	22 CAREY J offensive rebound (2)			
11:50	jump ball situation			
11:50	22 CAREY J turnover lost ball (1)			44 CARDWELL D steal (1)
11:50	Timeout media			
11:50				31 JOHNSON C substitution out
11:50				8 HUDSON J substitution in
11:39		4-19	-15	44 CARDWELL D 2pt FG from turnover in the paint, dunk, made (4)
11:39				0 PETTIFORD T assist (1)
11:19	2 COLLINS M 2pt FG outside the paint, jump shot made (2)	6-19	-13	
11:19	22 CAREY J assist (1)			
11:04	3 TANNER T steal (1)			2 JONES D turnover lost ball (2)
11:00	5 NICKEL T 3pt FG from turnover, jump shot missed			
10:55	2 COLLINS M offensive rebound (1)			
10:55	2 COLLINS M 2pt FG from turnover second chance in the paint, tip-in dunk made (4)	8-19	-11	
10:41		8-22	-14	0 PETTIFORD T 3pt FG , jump shot made (5)
10:41				10 BAKER-MAZARA C assist (1)
10:16	3 TANNER T 2pt FG in the paint, floating jump shot missed			
10:13				44 CARDWELL D defensive rebound (2)
10:00				2 JONES D 3pt FG , jump shot missed
09:55	2 COLLINS M defensive rebound (2)			



Auburn at Vanderbilt

02/11/25 Memorial Gymnasium (Vanderbilt), Nashville, Tenn.
Vanderbilt vs. No. 1 Auburn

Game Time: 6:00 PM
Game Duration: 2:03
Attendance: 13,032

Officials: Don Daily, Doug Shows, Lucas Santos

Game Time	Vandy	Score	Diff	AU
09:43	11 HOGGARD A 2pt FG outside the paint, pull up jump shot missed			
09:38	22 CAREY J offensive rebound (3)			
09:38	22 CAREY J 2pt FG second chance in the paint, tip-in layup made (2)	10-22	-12	
09:24	3 TANNER T steal (2)			0 PETTIFORD T turnover lost ball (1)
09:18	11 HOGGARD A foul drawn (1)			2 JONES D foul shooting (1 - 2)
09:18	11 HOGGARD A free throw fast break 1 - 2 made (1)	11-22	-11	
09:18	3 TANNER T substitution out			
09:18	5 NICKEL T substitution out			
09:18	1 EDWARDS J substitution in			
09:18	99 MCGLOCKTON D substitution in			
09:18				0 PETTIFORD T substitution out
09:18				8 HUDSON J substitution out
09:18				10 BAKER-MAZARA C substitution out
09:18				44 CARDWELL D substitution out
09:18				4 BROOME J substitution in
09:18				5 MOORE C substitution in
09:18				13 KELLY M substitution in
09:18				31 JOHNSON C substitution in
09:18	11 HOGGARD A free throw fast break 2 - 2 made (2)	12-22	-10	
09:12		12-25	-13	2 JONES D 3pt FG , jump shot made (9)
08:50	1 EDWARDS J 3pt FG , jump shot missed			
08:48				31 JOHNSON C defensive rebound (1)
08:35	22 CAREY J steal (1)			2 JONES D turnover bad pass (3)
08:31	22 CAREY J 2pt FG fast break from turnover in the paint, layup made (4)	14-25	-11	
08:12				4 BROOME J 2pt FG in the paint, turnaround jump shot missed
08:09				offensive rebound (11)
08:03		14-27	-13	31 JOHNSON C 2pt FG second chance in the paint, turnaround jump shot made (2)
07:43	1 EDWARDS J 2pt FG in the paint, driving layup made (4)	16-27	-11	
07:43	1 EDWARDS J foul drawn (2)			13 KELLY M foul shooting (2 - 3)
07:43	Timeout media			
07:43	11 HOGGARD A substitution out			
07:43	22 CAREY J substitution out			
07:43	3 TANNER T substitution in			
07:43	24 ROBERTS J substitution in			
07:43	1 EDWARDS J free throw 1 - 1 made (5)	17-27	-10	
07:32		17-29	-12	2 JONES D 2pt FG in the paint, driving layup made (11)
07:32				4 BROOME J assist (1)
07:14	1 EDWARDS J 2pt FG in the paint, layup blocked			
07:14				4 BROOME J block (1)
07:14	offensive rebound (9)			
07:14				2 JONES D substitution out
07:14				0 PETTIFORD T substitution in
07:14	jump ball situation			
07:14	2 COLLINS M substitution out			
07:14	24 ROBERTS J substitution out			
07:14	22 CAREY J substitution in			



Auburn at Vanderbilt

02/11/25 Memorial Gymnasium (Vanderbilt), Nashville, Tenn.
Vanderbilt vs. No. 1 Auburn

Game Time: 6:00 PM
Game Duration: 2:03
Attendance: 13,032

Officials: Don Daily, Doug Shows, Lucas Santos

Game Time	Vandy	Score	Diff	AU
07:14	30 MANON C substitution in			
07:09	30 MANON C 2pt FG second chance in the paint, dunk, made (2)	19-29	-10	
06:59	3 TANNER T foul personal (1 - 1)			0 PETTIFORD T foul drawn (1)
06:53				4 BROOME J 2pt FG in the paint, layup missed
06:51	99 MCGLOCKTON D defensive rebound (3)			
06:44	1 EDWARDS J 2pt FG outside the paint, pull up jump shot made (7)	21-29	-8	
06:26	30 MANON C foul personal (1 - 2)			31 JOHNSON C foul drawn (1)
06:26				5 MOORE C substitution out
06:26				10 BAKER-MAZARA C substitution in
06:13				0 PETTIFORD T 3pt FG , jump shot missed
06:11	defensive rebound (11)			
05:49				13 KELLY M substitution out
05:49				2 JONES D substitution in
05:46	99 MCGLOCKTON D 2pt FG in the paint, layup missed			
05:41	22 CAREY J offensive rebound (4)			
05:41	22 CAREY J 2pt FG second chance in the paint, tip-in layup made (6)	23-29	-6	
05:29				4 BROOME J 3pt FG , jump shot missed
05:24	99 MCGLOCKTON D defensive rebound (4)			
05:24	30 MANON C substitution out			
05:24	11 HOGGARD A substitution in			
05:04	99 MCGLOCKTON D 2pt FG in the paint, layup made (2)	25-29	-4	
05:04	22 CAREY J assist (2)			
04:47	11 HOGGARD A foul personal (1 - 3)			10 BAKER-MAZARA C foul drawn (1)
04:41	22 CAREY J steal (2)			2 JONES D turnover lost ball (4)
04:41	1 EDWARDS J foul drawn (3)			10 BAKER-MAZARA C foul personal (1 - 4)
04:41				4 BROOME J substitution out
04:41				10 BAKER-MAZARA C substitution out
04:41				5 MOORE C substitution in
04:41				44 CARDWELL D substitution in
04:24	22 CAREY J turnover lost ball (2)			44 CARDWELL D steal (2)
04:15				31 JOHNSON C 3pt FG from turnover, jump shot missed
04:12				44 CARDWELL D offensive rebound (3)
04:01				0 PETTIFORD T 3pt FG from turnover second chance, jump shot missed
03:59				offensive rebound (13)
03:59	Timeout media			
03:52		25-31	-6	31 JOHNSON C 2pt FG from turnover second chance in the paint, jump shot made (4)
03:30	11 HOGGARD A 2pt FG outside the paint, pull up jump shot missed			
03:28				0 PETTIFORD T defensive rebound (2)
03:05				44 CARDWELL D 2pt FG in the paint, jump shot blocked
03:05	99 MCGLOCKTON D block (1)			
03:05	defensive rebound (14)			
02:49	11 HOGGARD A 2pt FG in the paint, layup made (4)	27-31	-4	
02:49	99 MCGLOCKTON D assist (1)			
02:25				2 JONES D 2pt FG in the paint, layup missed
02:22	22 CAREY J defensive rebound (5)			



Auburn at Vanderbilt

02/11/25 Memorial Gymnasium (Vanderbilt), Nashville, Tenn.
Vanderbilt vs. No. 1 Auburn

Game Time: 6:00 PM
Game Duration: 2:03
Attendance: 13,032

Officials: Don Daily, Doug Shows, Lucas Santos

Game Time	Vandy	Score	Diff	AU
02:16	11 HOGGARD A foul drawn (2)			0 PETTIFORD T foul personal (1 - 5)
02:16	11 HOGGARD A substitution out			
02:16	99 MCGLOCKTON D substitution out			
02:16	2 COLLINS M substitution in			
02:16	5 NICKEL T substitution in			
02:16				5 MOORE C substitution out
02:16				10 BAKER-MAZARA C substitution in
02:05	2 COLLINS M 3pt FG , jump shot missed			
02:02				0 PETTIFORD T defensive rebound (3)
01:50				10 BAKER-MAZARA C 3pt FG , jump shot missed
01:46	22 CAREY J defensive rebound (6)			
01:32	1 EDWARDS J 3pt FG , jump shot missed			
01:29				44 CARDWELL D defensive rebound (4)
01:21		27-34	-7	2 JONES D 3pt FG , jump shot made (14)
01:21				10 BAKER-MAZARA C assist (2)
01:01	22 CAREY J foul drawn (1)			44 CARDWELL D foul personal (1 - 6)
01:01	3 TANNER T substitution out			
01:01	22 CAREY J substitution out			
01:01	11 HOGGARD A substitution in			
01:01	99 MCGLOCKTON D substitution in			
00:55	5 NICKEL T foul drawn (1)			0 PETTIFORD T foul shooting (2 - 7)
00:55	5 NICKEL T free throw 1 - 2 made (1)	28-34	-6	
00:55	1 EDWARDS J substitution out			
00:55	4 HUFFMAN G substitution in			
00:55	5 NICKEL T free throw 2 - 2 made (2)	29-34	-5	
00:36				10 BAKER-MAZARA C 2pt FG in the paint, jump shot missed
00:32				31 JOHNSON C offensive rebound (2)
00:32	99 MCGLOCKTON D steal (1)			31 JOHNSON C turnover lost ball (1)
00:32	2 COLLINS M substitution out			
00:32	4 HUFFMAN G substitution out			
00:32	1 EDWARDS J substitution in			
00:32	30 MANON C substitution in			
00:32				0 PETTIFORD T substitution out
00:32				5 MOORE C substitution in
00:06	5 NICKEL T 3pt FG from turnover, jump shot made (5)	32-34	-2	
00:06	11 HOGGARD A assist (1)			
00:01				10 BAKER-MAZARA C 3pt FG , jump shot missed
00:01				offensive dead ball rebound (1)
END OF PERIOD				
Vandy 32-34 AU				



Auburn at Vanderbilt

02/11/25 Memorial Gymnasium (Vanderbilt), Nashville, Tenn.
Vanderbilt vs. No. 1 Auburn

Game Time: 6:00 PM
Game Duration: 2:03
Attendance: 13,032

Officials: Don Daily, Doug Shows, Lucas Santos

Auburn - 34

NO.	Name	F/C	Min	FG			Rebounds			Fouls		TP	AS	TO	ST	Blocks		+/-
				M-A	M-A	M-A	OR	DR	TOT	PF	FD					BS	BA	
5	Chris Moore	F	09:56	1-1	0-0	0-0	1	0	1	0	0	2	0	0	0	0	0	7
4	Johni Broome	C	11:36	1-6	0-1	0-0	0	2	2	0	0	2	1	0	0	1	0	4
44	Dylan Cardwell	C	12:30	2-3	0-0	0-0	2	2	4	1	0	4	1	0	2	0	1	11
2	Denver Jones	G	15:42	5-8	4-6	0-0	0	1	1	1	0	14	0	4	0	0	0	8
13	Miles Kelly	G	10:28	1-2	1-2	0-0	0	1	1	2	0	3	1	0	1	0	0	8
0	Tahaad Pettiford		13:17	2-5	1-4	0-0	0	3	3	2	1	5	1	1	0	0	0	-9
10	Chad Baker-Mazara		10:37	0-4	0-3	0-0	0	1	1	1	1	0	2	0	0	0	0	-8
31	Chaney Johnson		13:22	2-3	0-1	0-0	1	1	2	0	1	4	0	1	0	0	0	-9
8	Ja'Heim Hudson		02:32	0-0	0-0	0-0	0	0	0	0	0	0	0	0	0	0	0	-2
Team							2	0	2			0		0				
Totals				14-32	6-17	0-0	6	11	17	7	3	34	6	6	3	1	1	2

Shooting By Period		
1st FG%	14-32	43.8%
3PT%	6-17	35.3%
FT%	0-0	0%
GM FG%	14-32	43.8%
3PT%	6-17	35.3%
FT%	0-0	0.0%

Dead Ball Rebounds: 1, 0

Technical Fouls::NONE

Vanderbilt - 32

NO.	Name	F/C	Min	FG			Rebounds			Fouls		TP	AS	TO	ST	Blocks		+/-
				M-A	M-A	M-A	OR	DR	TOT	PF	FD					BS	BA	
5	Tyler Nickel	F	10:05	1-5	1-4	2-2	0	0	0	0	1	5	0	0	0	0	0	-11
99	Devin McGlockton	F	15:02	1-2	0-0	0-0	0	4	4	0	0	2	1	1	1	1	0	1
1	Jason Edwards	G	15:54	3-7	0-3	1-1	0	1	1	0	3	7	0	0	0	0	1	-3
11	A.J. Hoggard	G	13:33	1-4	0-0	2-2	0	0	0	1	2	4	1	2	0	0	0	-6
30	Chris Manon	G	06:29	1-1	0-0	0-0	0	0	0	1	0	2	0	0	1	0	0	-4
2	MJ Collins		10:23	2-3	0-1	0-0	1	1	2	0	0	4	0	0	0	0	0	0
4	Grant Huffman		03:16	1-3	0-1	0-0	0	0	0	0	0	2	0	0	0	0	0	3
22	Jaylen Carey		14:24	3-3	0-0	0-0	3	3	6	0	1	6	2	2	2	0	0	7
3	Tyler Tanner		10:25	0-2	0-0	0-0	0	0	0	1	0	0	0	0	2	0	0	4
24	JaQualon "JQ" Roberts		00:29	0-0	0-0	0-0	0	0	0	0	0	0	0	0	0	0	0	-1
Team							1	2	3			0		1				
Totals				13-30	1-9	5-5	5	11	16	3	7	32	4	6	6	1	1	-2

Shooting By Period		
1st FG%	13-30	43.3%
3PT%	1-9	11.1%
FT%	5-5	100%
GM FG%	13-30	43.3%
3PT%	1-9	11.1%
FT%	5-5	100.0%

Dead Ball Rebounds: 1, 0

Technical Fouls::NONE

	AU	Vandy
Biggest lead	15 (1st 15:20)	0 (1st 20:00)
Best Scoring Run	15 (1st 15:20)	8 (1st 5:04)
Lead Changes	0	
Times Tied	0	
Time with Lead	18:51	00:00

Points from	AU	Vandy
Turnovers	12	9
Paint	16	18
Second Chance	9	8
Fast Breaks	0	4
Bench	9	12

	Period by Period Scoring		
	1st	2nd	TOT
AU	34	46	80
Vandy	32	36	68



Period 2

Quarter Starters:

Vandy	1 Edwards J	5 Nickel T	11 Hoggard A	30 Manon C	99 McGlockton D
AU	2 Jones D	4 Broome J	5 Moore C	13 Kelly M	44 Cardwell D

Game Time	Vandy	Score	Diff	AU
20:00				10 BAKER-MAZARA C substitution out
20:00				31 JOHNSON C substitution out
20:00				4 BROOME J substitution in
20:00				13 KELLY M substitution in
19:46		32-36	-4	5 MOORE C 2pt FG in the paint, pull up jump shot made (4)
19:25	jump ball situation			
19:13	99 MCGLOCKTON D 3pt FG , jump shot made (5)	35-36	-1	
19:13	11 HOGGARD A assist (2)			
18:56		35-39	-4	2 JONES D 3pt FG , jump shot made (17)
18:56				44 CARDWELL D assist (2)
18:47	99 MCGLOCKTON D foul drawn (1)			4 BROOME J foul personal (1 - 1)
18:32	99 MCGLOCKTON D 2pt FG in the paint, layup blocked			
18:32				44 CARDWELL D block (1)
18:32	11 HOGGARD A offensive rebound (1)			
18:32	11 HOGGARD A foul drawn (3)			44 CARDWELL D foul shooting (2 - 2)
18:32	11 HOGGARD A free throw 1 - 2 made (5)	36-39	-3	
18:32				13 KELLY M substitution out
18:32				10 BAKER-MAZARA C substitution in
18:32	11 HOGGARD A free throw 2 - 2 made (6)	37-39	-2	
18:20	99 MCGLOCKTON D foul shooting (1 - 1)			4 BROOME J foul drawn (1)
18:20		37-40	-3	4 BROOME J free throw 1 - 2 made (3)
18:20				4 BROOME J free throw 2 - 2 missed
18:18				10 BAKER-MAZARA C offensive rebound (2)
18:14		37-42	-5	2 JONES D 2pt FG second chance outside the paint, jump shot made (19)
17:55	11 HOGGARD A 2pt FG outside the paint, jump shot missed			
17:54	99 MCGLOCKTON D offensive rebound (5)			
17:52	99 MCGLOCKTON D 2pt FG second chance in the paint, jump shot made (7)	39-42	-3	
17:52	99 MCGLOCKTON D foul drawn (2)			5 MOORE C foul shooting (1 - 3)
17:52	5 NICKEL T substitution out			
17:52	22 CAREY J substitution in			
17:52				5 MOORE C substitution out
17:52				13 KELLY M substitution in
17:52	99 MCGLOCKTON D free throw 1 - 1 made (8)	40-42	-2	
17:40	30 MANON C steal (2)			10 BAKER-MAZARA C turnover lost ball (1)
17:35	1 EDWARDS J 3pt FG fast break from turnover, jump shot made (10)	43-42	1	
17:18				4 BROOME J 3pt FG , jump shot missed
17:13	99 MCGLOCKTON D defensive rebound (6)			
17:03	11 HOGGARD A 2pt FG in the paint, driving layup blocked			
17:03				4 BROOME J block (2)
16:57	22 CAREY J offensive rebound (7)			



Official Basketball Play by Play - Second Half
Auburn at Vanderbilt
 02/11/25 Memorial Gymnasium (Vanderbilt), Nashville, Tenn.
 Vanderbilt vs. No. 1 Auburn

Game Time: 6:00 PM
Game Duration: 2:03
Attendance: 13,032

Officials: Don Daily, Doug Shows, Lucas Santos

Game Time	Vandy	Score	Diff	AU
16:57	22 CAREY J 2pt FG second chance in the paint, tip-in layup made (8)	45-42	3	
16:37	30 MANON C foul shooting (2 - 2)			4 BROOME J foul drawn (2)
16:37		45-43	2	4 BROOME J free throw 1 - 2 made (4)
16:37				44 CARDWELL D substitution out
16:37				31 JOHNSON C substitution in
16:37				4 BROOME J free throw 2 - 2 missed
16:36	22 CAREY J defensive rebound (8)			
16:26	11 HOGGARD A turnover lost ball (3)			10 BAKER-MAZARA C steal (1)
16:22	1 EDWARDS J substitution out			
16:22	4 HUFFMAN G substitution in			
16:07		45-45	0	31 JOHNSON C 2pt FG from turnover in the paint, turnaround jump shot made (6)
15:48	30 MANON C 2pt FG in the paint, driving layup made (4)	47-45	2	
15:30	22 CAREY J foul personal (1 - 3)			2 JONES D foul drawn (1)
15:30	Timeout media			
15:18	30 MANON C foul personal (3 - 4)			10 BAKER-MAZARA C foul drawn (2)
15:16		47-47	0	4 BROOME J 2pt FG in the paint, layup made (6)
14:46	4 HUFFMAN G turnover bad pass (1)			31 JOHNSON C steal (1)
14:41	99 MCGLOCKTON D foul shooting (2 - 5)			31 JOHNSON C foul drawn (2)
14:41	11 HOGGARD A substitution out			
14:41	1 EDWARDS J substitution in			
14:41				2 JONES D substitution out
14:41				0 PETTIFORD T substitution in
14:41		47-48	-1	31 JOHNSON C free throw fast break 1 - 2 made (7)
14:41	99 MCGLOCKTON D substitution out			
14:41	5 NICKEL T substitution in			
14:41				31 JOHNSON C free throw fast break 2 - 2 missed
14:40	22 CAREY J defensive rebound (9)			
14:18	22 CAREY J 2pt FG in the paint, layup missed			
14:14	30 MANON C offensive rebound (1)			
14:14	30 MANON C 2pt FG second chance in the paint, tip-in layup made (6)	49-48	1	
13:51		49-51	-2	31 JOHNSON C 3pt FG , jump shot made (10)
13:51				4 BROOME J assist (2)
13:26	22 CAREY J 3pt FG , jump shot missed			
13:24				31 JOHNSON C defensive rebound (3)
13:19	22 CAREY J foul personal (2 - 6)			4 BROOME J foul drawn (3)
13:19	1 EDWARDS J substitution out			
13:19	30 MANON C substitution out			
13:19	2 COLLINS M substitution in			
13:19	3 TANNER T substitution in			
13:11		49-53	-4	31 JOHNSON C 2pt FG in the paint, driving layup made (12)
12:43	22 CAREY J turnover travel (3)			
12:31		49-55	-6	31 JOHNSON C 2pt FG from turnover in the paint, pull up jump shot made (14)
12:05	2 COLLINS M 2pt FG in the paint, driving layup missed			
11:59	22 CAREY J offensive rebound (10)			
11:59	22 CAREY J 2pt FG second chance in the paint, tip-in layup missed			
11:58				4 BROOME J defensive rebound (3)



Official Basketball Play by Play - Second Half
Auburn at Vanderbilt
 02/11/25 Memorial Gymnasium (Vanderbilt), Nashville, Tenn.
 Vanderbilt vs. No. 1 Auburn

Game Time: 6:00 PM
Game Duration: 2:03
Attendance: 13,032

Officials: Don Daily, Doug Shows, Lucas Santos

Game Time	Vandy	Score	Diff	AU
11:38		49-57	-8	31 JOHNSON C 2pt FG in the paint, turnaround jump shot made (16)
11:36	Timeout 30 Sec			
11:36	Timeout media			
11:36	4 HUFFMAN G substitution out			
11:36	5 NICKEL T substitution out			
11:36	11 HOGGARD A substitution in			
11:36	99 MCGLOCKTON D substitution in			
11:17	22 CAREY J turnover lost ball (4)			0 PETTIFORD T steal (1)
10:57				13 KELLY M 3pt FG from turnover, jump shot missed
10:55	99 MCGLOCKTON D defensive rebound (7)			
10:37	2 COLLINS M 2pt FG in the paint, layup made (6)	51-57	-6	
10:37	11 HOGGARD A assist (3)			
10:13		51-59	-8	4 BROOME J 2pt FG in the paint, hook shot made (8)
09:52	11 HOGGARD A 2pt FG in the paint, layup made (8)	53-59	-6	
09:19		53-62	-9	0 PETTIFORD T 3pt FG , jump shot made (8)
09:19	2 COLLINS M foul shooting (1 - 7)			0 PETTIFORD T foul drawn (2)
09:19	Timeout media			
09:19	3 TANNER T substitution out			
09:19	22 CAREY J substitution out			
09:19	1 EDWARDS J substitution in			
09:19	30 MANON C substitution in			
09:19				4 BROOME J substitution out
09:19				10 BAKER-MAZARA C substitution out
09:19				31 JOHNSON C substitution out
09:19				5 MOORE C substitution in
09:19				8 HUDSON J substitution in
09:19				44 CARDWELL D substitution in
09:19		53-63	-10	0 PETTIFORD T free throw 1 - 1 made (9)
09:19				0 PETTIFORD T substitution out
09:19				2 JONES D substitution in
09:01	1 EDWARDS J 2pt FG in the paint, driving layup made (12)	55-63	-8	
08:45	99 MCGLOCKTON D foul personal (3 - 8)			44 CARDWELL D foul drawn (1)
08:45		55-64	-9	44 CARDWELL D 1&1 free throw 1 made (5)
08:45		55-65	-10	44 CARDWELL D 1&1 free throw 2 made (6)
08:36	99 MCGLOCKTON D foul drawn (3)			5 MOORE C foul personal (2 - 4)
08:35	99 MCGLOCKTON D 2pt FG in the paint, layup blocked			
08:35				44 CARDWELL D block (2)
08:30	30 MANON C offensive rebound (2)			
08:30	30 MANON C foul drawn (1)			44 CARDWELL D foul personal (3 - 5)
08:30				5 MOORE C substitution out
08:30				10 BAKER-MAZARA C substitution in
08:29	2 COLLINS M 2pt FG second chance in the paint, dunk, made (8)	57-65	-8	
08:29	11 HOGGARD A assist (4)			
08:04				13 KELLY M 2pt FG in the paint, driving layup blocked
08:04	30 MANON C block (1)			
08:01	1 EDWARDS J defensive rebound (2)			
07:57	1 EDWARDS J turnover lost ball (1)			10 BAKER-MAZARA C steal (2)



Officials: Don Daily, Doug Shows, Lucas Santos

Game Time	Vandy	Score	Diff	AU
07:40				10 BAKER-MAZARA C 2pt FG from turnover in the paint, driving layup missed
07:37	99 MCGLOCKTON D defensive rebound (8)			
07:36	Timeout media			
07:36				8 HUDSON J substitution out
07:36				44 CARDWELL D substitution out
07:36				4 BROOME J substitution in
07:36				31 JOHNSON C substitution in
07:14	2 COLLINS M 3pt FG , jump shot missed			
07:13	99 MCGLOCKTON D offensive rebound (9)			
07:08	11 HOGGARD A 2pt FG second chance in the paint, driving layup missed			
07:05	99 MCGLOCKTON D offensive rebound (10)			
07:05	99 MCGLOCKTON D 2pt FG second chance in the paint, tip-in layup missed			
07:04	offensive rebound (31)			
07:04	2 COLLINS M substitution out			
07:04	22 CAREY J substitution in			
06:54	11 HOGGARD A 3pt FG second chance, jump shot missed			
06:50				4 BROOME J defensive rebound (4)
06:43	30 MANON C foul personal (4 - 9)			2 JONES D foul drawn (2)
06:43	30 MANON C substitution out			
06:43	5 NICKEL T substitution in			
06:43		57-66	-9	2 JONES D 1&1 free throw 1 made (20)
06:43		57-67	-10	2 JONES D 1&1 free throw 2 made (21)
06:26	1 EDWARDS J 3pt FG , jump shot missed			
06:23	99 MCGLOCKTON D offensive rebound (11)			
06:21	5 NICKEL T 3pt FG second chance, jump shot missed			
06:21				defensive rebound (22)
06:21	1 EDWARDS J substitution out			
06:21	5 NICKEL T substitution out			
06:21	2 COLLINS M substitution in			
06:21	3 TANNER T substitution in			
06:21				2 JONES D substitution out
06:21				0 PETTIFORD T substitution in
06:08		57-69	-12	31 JOHNSON C 2pt FG in the paint, pull up jump shot made (18)
05:49	2 COLLINS M foul drawn (1)			0 PETTIFORD T foul personal (3 - 6)
05:49	2 COLLINS M substitution out			
05:49	3 TANNER T substitution out			
05:49	1 EDWARDS J substitution in			
05:49	5 NICKEL T substitution in			
05:43	11 HOGGARD A 2pt FG in the paint, driving layup made (10)	59-69	-10	
05:39	5 NICKEL T substitution out			
05:39	11 HOGGARD A substitution out			
05:39	2 COLLINS M substitution in			
05:39	3 TANNER T substitution in			
05:27		59-71	-12	4 BROOME J 2pt FG in the paint, dunk, made (10)
05:27				0 PETTIFORD T assist (2)
05:02	1 EDWARDS J 2pt FG in the paint, driving layup blocked			



Official Basketball Play by Play - Second Half
Auburn at Vanderbilt
 02/11/25 Memorial Gymnasium (Vanderbilt), Nashville, Tenn.
 Vanderbilt vs. No. 1 Auburn

Game Time: 6:00 PM
Game Duration: 2:03
Attendance: 13,032

Officials: Don Daily, Doug Shows, Lucas Santos

Game Time	Vandy	Score	Diff	AU
05:02				4 BROOME J block (3)
04:58				31 JOHNSON C defensive rebound (4)
04:56				13 KELLY M 2pt FG in the paint, driving layup missed
04:54				offensive rebound (24)
04:46	22 CAREY J foul shooting (3 - 10)			4 BROOME J foul drawn (4)
04:46		59-72	-13	4 BROOME J free throw 1 - 2 made (11)
04:46	2 COLLINS M substitution out			
04:46	99 MCGLOCKTON D substitution out			
04:46	5 NICKEL T substitution in			
04:46	11 HOGGARD A substitution in			
04:46		59-73	-14	4 BROOME J free throw 2 - 2 made (12)
04:36	3 TANNER T 2pt FG in the paint, layup made (2)	61-73	-12	
04:36	1 EDWARDS J assist (1)			
04:19				4 BROOME J 2pt FG in the paint, dunk, missed
04:15	11 HOGGARD A defensive rebound (2)			
04:02	3 TANNER T 2pt FG in the paint, jump shot missed			
03:59				13 KELLY M defensive rebound (2)
03:56				4 BROOME J 2pt FG in the paint, layup blocked
03:56	22 CAREY J block (1)			
03:51	1 EDWARDS J defensive rebound (3)			
03:48	1 EDWARDS J foul drawn (4)			10 BAKER-MAZARA C foul shooting (2 - 7)
03:48	Timeout media			
03:48	5 NICKEL T substitution out			
03:48	22 CAREY J substitution out			
03:48	30 MANON C substitution in			
03:48	99 MCGLOCKTON D substitution in			
03:48				13 KELLY M substitution out
03:48				2 JONES D substitution in
03:48	1 EDWARDS J free throw fast break 1 - 2 missed			
03:48	offensive dead ball rebound (2)			
03:48	1 EDWARDS J free throw fast break 2 - 2 made (13)	62-73	-11	
03:48	1 EDWARDS J substitution out			
03:48	2 COLLINS M substitution in			
03:33				4 BROOME J 2pt FG in the paint, layup blocked
03:33	99 MCGLOCKTON D block (2)			
03:28				4 BROOME J offensive rebound (5)
03:28		62-75	-13	4 BROOME J 2pt FG second chance in the paint, tip-in layup made (14)
03:12	11 HOGGARD A 2pt FG in the paint, layup missed			
03:10				4 BROOME J defensive rebound (6)
02:51	99 MCGLOCKTON D foul shooting (4 - 11)			4 BROOME J foul drawn (5)
02:51		62-76	-14	4 BROOME J free throw 1 - 2 made (15)
02:51	3 TANNER T substitution out			
02:51	30 MANON C substitution out			
02:51	1 EDWARDS J substitution in			
02:51	5 NICKEL T substitution in			
02:51	2 COLLINS M substitution out			
02:51	22 CAREY J substitution in			
02:51				4 BROOME J free throw 2 - 2 missed



Official Basketball Play by Play - Second Half
Auburn at Vanderbilt
 02/11/25 Memorial Gymnasium (Vanderbilt), Nashville, Tenn.
 Vanderbilt vs. No. 1 Auburn

Game Time: 6:00 PM
Game Duration: 2:03
Attendance: 13,032

Officials: Don Daily, Doug Shows, Lucas Santos

Game Time	Vandy	Score	Diff	AU
02:50				31 JOHNSON C offensive rebound (5)
02:48				10 BAKER-MAZARA C turnover out of bounds (2)
02:48	99 MCGLOCKTON D substitution out			
02:48	2 COLLINS M substitution in			
02:27	jump ball situation			
02:27	2 COLLINS M turnover lost ball (1)			31 JOHNSON C steal (2)
02:27	5 NICKEL T substitution out			
02:27	11 HOGGARD A substitution out			
02:27	3 TANNER T substitution in			
02:27	4 HUFFMAN G substitution in			
02:17		62-78	-16	4 BROOME J 2pt FG from turnover in the paint, dunk, made (17)
02:17				10 BAKER-MAZARA C assist (3)
02:06	Timeout 30 Sec			
02:06	2 COLLINS M substitution out			
02:06	22 CAREY J substitution out			
02:06	5 NICKEL T substitution in			
02:06	99 MCGLOCKTON D substitution in			
02:00	3 TANNER T foul drawn (1)			10 BAKER-MAZARA C foul shooting (3 - 8)
02:00	3 TANNER T free throw 1 - 2 made (3)	63-78	-15	
02:00	1 EDWARDS J substitution out			
02:00	4 HUFFMAN G substitution out			
02:00	5 NICKEL T substitution out			
02:00	2 COLLINS M substitution in			
02:00	22 CAREY J substitution in			
02:00	30 MANON C substitution in			
02:00	3 TANNER T free throw 2 - 2 made (4)	64-78	-14	
01:36				4 BROOME J 3pt FG , jump shot missed
01:33	99 MCGLOCKTON D defensive rebound (12)			
01:20	30 MANON C 3pt FG , jump shot missed			
01:17	99 MCGLOCKTON D offensive rebound (13)			
01:17	99 MCGLOCKTON D 2pt FG second chance in the paint, tip-in layup made (10)	66-78	-12	
01:17	Timeout 60 Sec			
00:58		66-80	-14	31 JOHNSON C 2pt FG in the paint, dunk, made (20)
00:58				10 BAKER-MAZARA C assist (4)
00:43	3 TANNER T 2pt FG in the paint, driving layup missed			
00:41				4 BROOME J defensive rebound (7)
00:32				Timeout 30 Sec
00:14				10 BAKER-MAZARA C 3pt FG , jump shot missed
00:14	30 MANON C defensive rebound (3)			
00:13	30 MANON C foul drawn (2)			31 JOHNSON C foul personal (1 - 9)
00:13	30 MANON C free throw fast break 1 - 2 made (7)	67-80	-13	
00:13	30 MANON C free throw fast break 2 - 2 made (8)	68-80	-12	
END OF GAME				
Vandy 68-80 AU				



Auburn at Vanderbilt

02/11/25 Memorial Gymnasium (Vanderbilt), Nashville, Tenn.
Vanderbilt vs. No. 1 Auburn

Game Time: 6:00 PM
Game Duration: 2:03
Attendance: 13,032

Officials: Don Daily, Doug Shows, Lucas Santos

Auburn - 46

NO.	Name	F/C	Min	FG			Rebounds			Fouls		TP	AS	TO	ST	Blocks		+/-
				M-A	M-A	M-A	OR	DR	TOT	PF	FD					BS	BA	
5	Chris Moore	F	02:57	1-1	0-0	0-0	0	0	0	2	0	2	0	0	0	0	0	2
4	Johni Broome	C	18:17	5-10	0-2	5-8	1	4	5	1	5	15	1	0	0	2	2	11
44	Dylan Cardwell	C	05:06	0-0	0-0	2-2	0	0	0	2	1	2	1	0	0	2	0	-5
2	Denver Jones	G	12:05	2-2	1-1	2-2	0	0	0	0	2	7	0	0	0	0	0	-2
13	Miles Kelly	G	15:32	0-3	0-1	0-0	0	1	1	0	0	0	0	0	0	0	1	10
10	Chad Baker-Mazara		17:43	0-2	0-1	0-0	1	0	1	2	1	0	2	2	2	0	0	8
31	Chaney Johnson		14:54	7-7	1-1	1-2	1	2	3	1	1	16	0	0	2	0	0	15
0	Tahaad Pettiford		11:43	1-1	1-1	1-1	0	0	0	1	1	4	1	0	1	0	0	12
8	Ja'Heim Hudson		01:43	0-0	0-0	0-0	0	0	0	0	0	0	0	0	0	0	0	-1
Team							1	1	2			0		0				
Totals				16-26	3-7	11-15	4	8	12	9	11	46	5	2	5	4	3	10

Shooting By Period		
2 nd FG%	16-26	61.5%
3PT%	3-7	42.9%
FT%	11-15	73.3%
GM FG%	16-26	61.5%
3PT%	3-7	42.9%
FT%	11-15	73.3%

Dead Ball Rebounds: 0, 0

Technical Fouls::NONE

Vanderbilt - 36

NO.	Name	F/C	Min	FG			Rebounds			Fouls		TP	AS	TO	ST	Blocks		+/-
				M-A	M-A	M-A	OR	DR	TOT	PF	FD					BS	BA	
5	Tyler Nickel	F	07:13	0-1	0-1	0-0	0	0	0	0	0	0	0	0	0	0	0	-6
99	Devin McGlockton	F	15:15	3-6	1-1	1-1	5	4	9	4	3	8	0	0	0	1	2	-2
1	Jason Edwards	G	10:50	2-4	1-2	1-2	0	2	2	0	1	6	1	1	0	0	1	1
11	A.J. Hoggard	G	13:35	2-7	0-1	2-2	1	1	2	0	1	6	3	1	0	0	1	-1
30	Chris Manon	G	12:14	2-3	0-1	2-2	2	1	3	3	2	6	0	0	1	1	0	2
22	Jaylen Carey		14:34	1-4	0-1	0-0	2	2	4	3	0	2	0	2	0	1	0	-9
4	Grant Huffman		05:13	0-0	0-0	0-0	0	0	0	0	0	0	0	1	0	0	0	-11
2	MJ Collins		11:19	2-4	0-1	0-0	0	0	0	1	1	4	0	1	0	0	0	-13
3	Tyler Tanner		09:47	1-3	0-0	2-2	0	0	0	0	1	4	0	0	0	0	0	-11
Team							1	0	1			0		0				
Totals				13-32	2-8	8-9	11	10	21	11	9	36	4	6	1	3	4	-10

Shooting By Period		
2 nd FG%	13-32	40.6%
3PT%	2-8	25.0%
FT%	8-9	88.9%
GM FG%	13-32	40.6%
3PT%	2-8	25.0%
FT%	8-9	88.9%

Dead Ball Rebounds: 1, 0

Technical Fouls::NONE

	AU	Vandy
Biggest lead	16 (2 nd 2:17)	3 (2 nd 16:57)
Best Scoring Run	9(2 nd 11:38)	8(2 nd 16:57)
Lead Changes	4	
Times Tied	2	
Time with Lead	16:29	02:23

Points from	AU	Vandy
Turnovers	7	3
Paint	24	22
Second Chance	6	13
Fast Breaks	1	6
Bench	20	10

	Period by Period Scoring		
	1st	2nd	TOT
AU	34	46	80
Vandy	32	36	68



Auburn at Vanderbilt

02/11/25 Memorial Gymnasium (Vanderbilt), Nashville, Tenn.
Vanderbilt vs. No. 1 Auburn

Game Time: 6:00 PM
Game Duration: 2:03
Attendance: 13,032

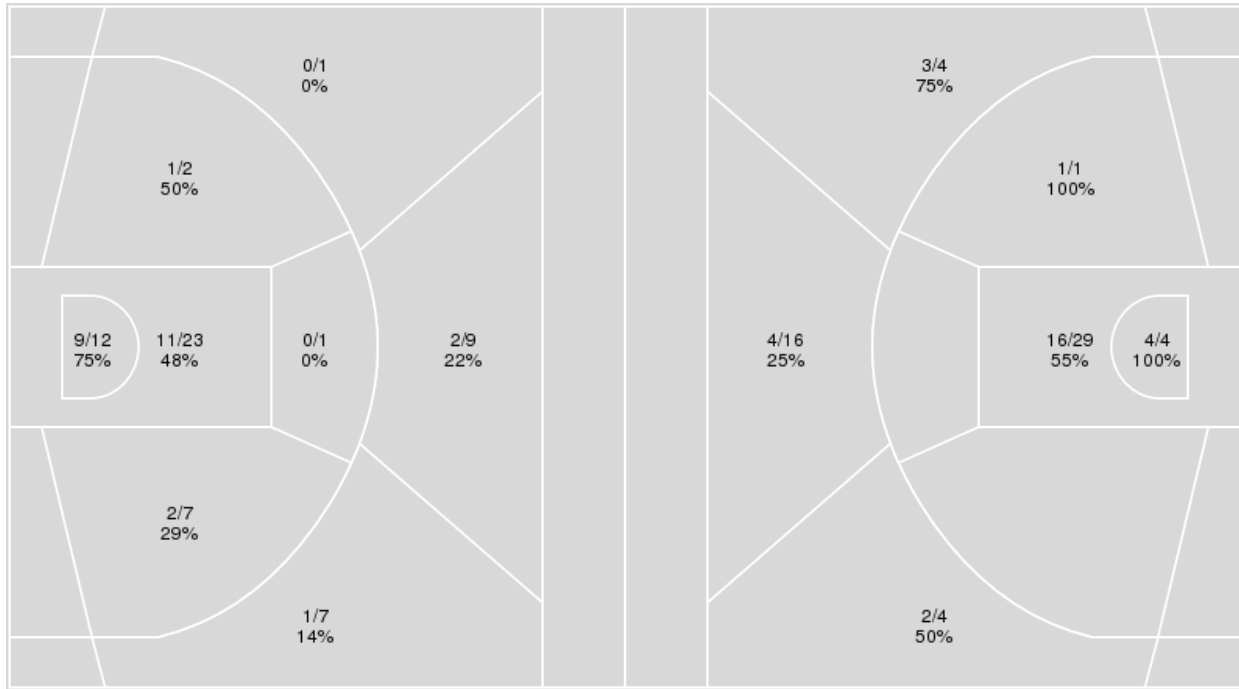
Officials: Don Daily, Doug Shows, Lucas Santos

{ Players => 0, 1, 2, 3, 4, 5, 7, 10, 11, 12, 15, 21, 22, 24, 25, 30, 33, 99;
} FG Types => All; Results => All;

{ Players => 0, 1, 2, 3, 4, 5, 7, 8, 10, 12, 13, 14, 17, 21, 22, 23, 31, 44;}
FG Types => All; Results => All;

Vanderbilt

Auburn



Vanderbilt	M/A	%
Field Goals	26/62	42
2 Points	23/45	51
3 Points	3/17	18
Free Throws	13/14	93

Auburn	M/A	%
Field Goals	30/58	52
2 Points	21/34	62
3 Points	9/24	38
Free Throws	11/15	73



Auburn at Vanderbilt

02/11/25 Memorial Gymnasium (Vanderbilt), Nashville, Tenn.
Vanderbilt vs. No. 1 Auburn

Game Time: 6:00 PM
Game Duration: 2:03
Attendance: 13,032

Officials: Don Daily, Doug Shows, Lucas Santos

Auburn

No	Name	Mins		Score		Points Diff		Points per Min		Assists		Rebounds		Steals		Turnovers	
		On	Off	On	Off	On	Off	On	Off	On	Off	On	Off	On	Off	On	Off
0	Tahaad Pettiford	25:00	14:60	43 - 40	37 - 28	3	9	1.72	2.47	7	4	18	11	4	4	5	3
2	Denver Jones	27:47	12:13	56 - 50	24 - 18	6	6	2.02	1.96	9	2	22	7	7	1	8	0
4	Johni Broome	29:53	10:07	65 - 50	15 - 18	15	-3	2.18	1.48	8	3	22	7	5	3	5	3
5	Chris Moore	12:53	27:07	33 - 24	47 - 44	9	3	2.56	1.73	4	7	12	17	2	6	2	6
8	Ja'Heim Hudson	04:15	35:45	8 - 11	72 - 57	-3	15	1.88	2.01	2	9	1	28	1	7	2	6
10	Chad Baker-Mazara	28:20	11:40	50 - 50	30 - 18	0	12	1.76	2.57	7	4	18	11	6	2	6	2
13	Miles Kelly	26:00	14:00	58 - 40	22 - 28	18	-6	2.23	1.57	6	5	17	12	5	3	3	5
31	Chaney Johnson	28:16	11:44	50 - 44	30 - 24	6	6	1.77	2.56	6	5	21	8	6	2	4	4
44	Dylan Cardwell	17:36	22:24	37 - 31	43 - 37	6	6	2.10	1.92	6	5	14	15	4	4	5	3

Vanderbilt

No	Name	Mins		Score		Points Diff		Points per Min		Assists		Rebounds		Steals		Turnovers	
		On	Off	On	Off	On	Off	On	Off	On	Off	On	Off	On	Off	On	Off
1	Jason Edwards	26:44	13:16	49 - 51	19 - 29	-2	-10	1.83	1.43	6	2	28	9	4	3	7	5
2	MJ Collins	21:42	18:18	32 - 45	36 - 35	-13	1	1.47	1.97	3	5	20	17	4	3	6	6
3	Tyler Tanner	20:12	19:48	31 - 38	37 - 42	-7	-5	1.53	1.87	5	3	19	18	3	4	5	7
4	Grant Huffman	08:29	31:31	10 - 18	58 - 62	-8	-4	1.18	1.84	0	8	6	31	1	6	2	10
5	Tyler Nickel	17:18	22:42	26 - 43	42 - 37	-17	5	1.50	1.85	4	4	14	23	4	3	7	5
11	A.J. Hoggard	27:08	12:52	49 - 56	19 - 24	-7	-5	1.81	1.48	8	0	22	15	7	0	11	1
22	Jaylen Carey	28:58	11:02	49 - 51	19 - 29	-2	-10	1.69	1.72	5	3	27	10	5	2	8	4
24	JaQualon "JQ" Roberts	00:29	39:31	1 - 2	67 - 78	-1	-11	2.07	1.70	0	8	1	36	0	7	0	12
30	Chris Manon	18:43	21:17	36 - 38	32 - 42	-2	-10	1.92	1.50	3	5	21	16	2	5	6	6
99	Devin McGlockton	30:17	09:43	57 - 58	11 - 22	-1	-11	1.88	1.13	6	2	27	10	5	2	8	4



Auburn at Vanderbilt

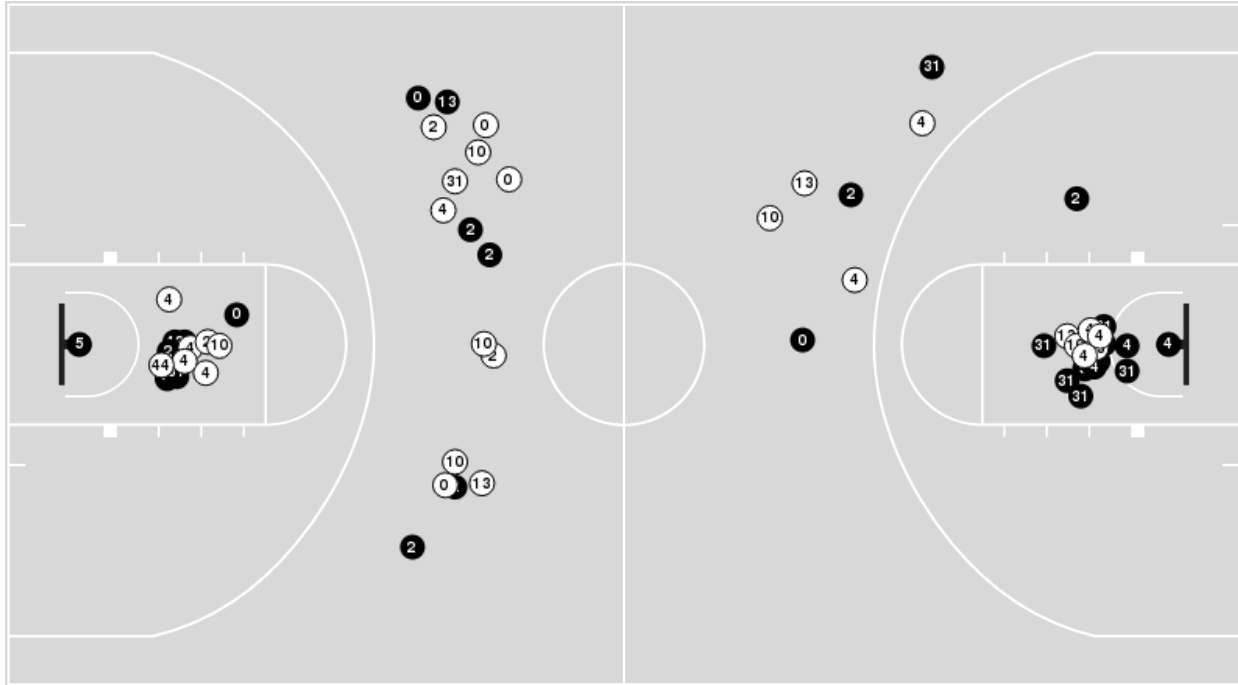
02/11/25 Memorial Gymnasium (Vanderbilt), Nashville, Tenn.
Vanderbilt vs. No. 1 Auburn

Officials: Don Daily, Doug Shows, Lucas Santos

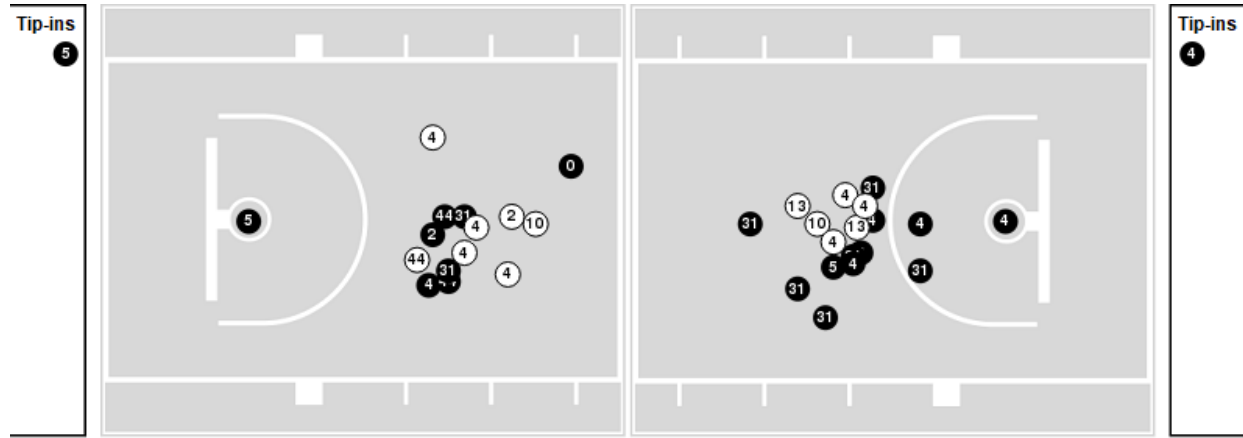
Players => 0, 1, 2, 3, 4, 5, 7, 8, 10, 12, 13, 14, 17, 21, 22, 23, 31, 44FG Types=>AllResults=>All

Auburn

All Field Goals



Blow Up Chart



N Made **O** Missed N - Player Number

Auburn	M/A	%
Field Goals	30/58	52
2 Points	21/34	62
3 Points	9/24	38
Free Throws	11/15	73

Auburn	M/A	%
Points in the Paint	40 (20 / 33)	61
Fast Break Points	1 (1/2)	50
Second Chance Points	15 (8/9)	89
Effective FG%	59	



Auburn at Vanderbilt

02/11/25 Memorial Gymnasium (Vanderbilt), Nashville, Tenn.
 Vanderbilt vs. No. 1 Auburn

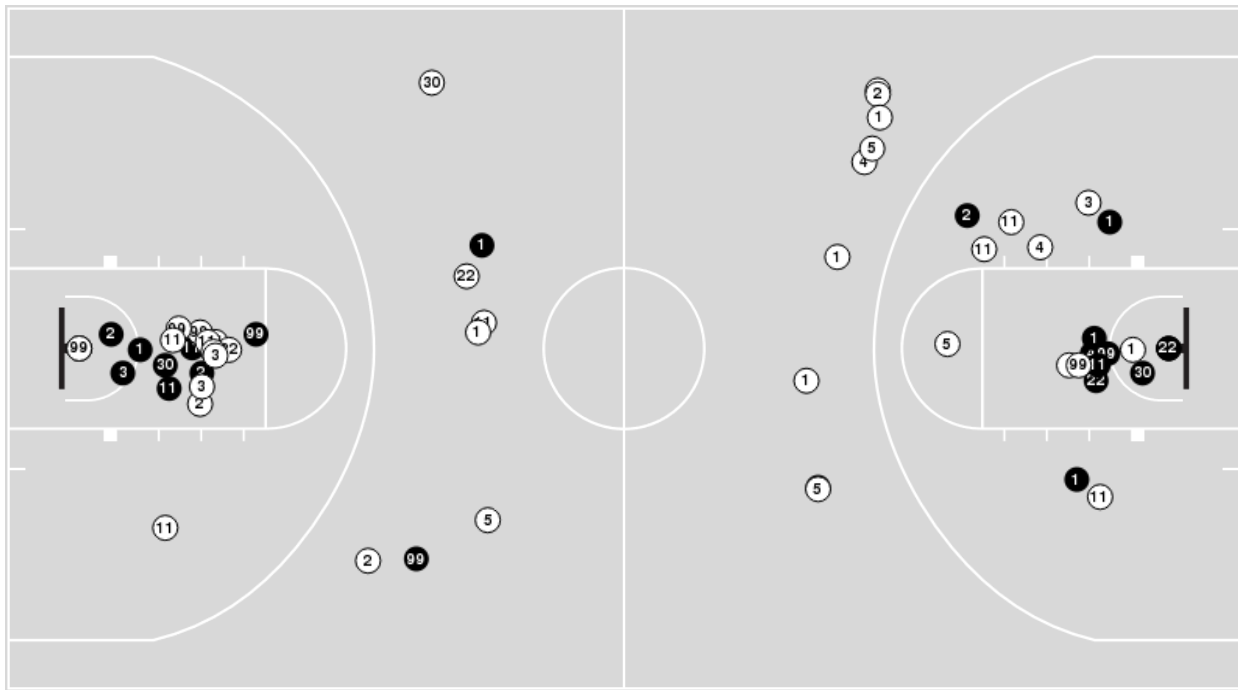
Game Time: 6:00 PM
Game Duration: 2:03
Attendance: 13,032

Officials: Don Daily, Doug Shows, Lucas Santos

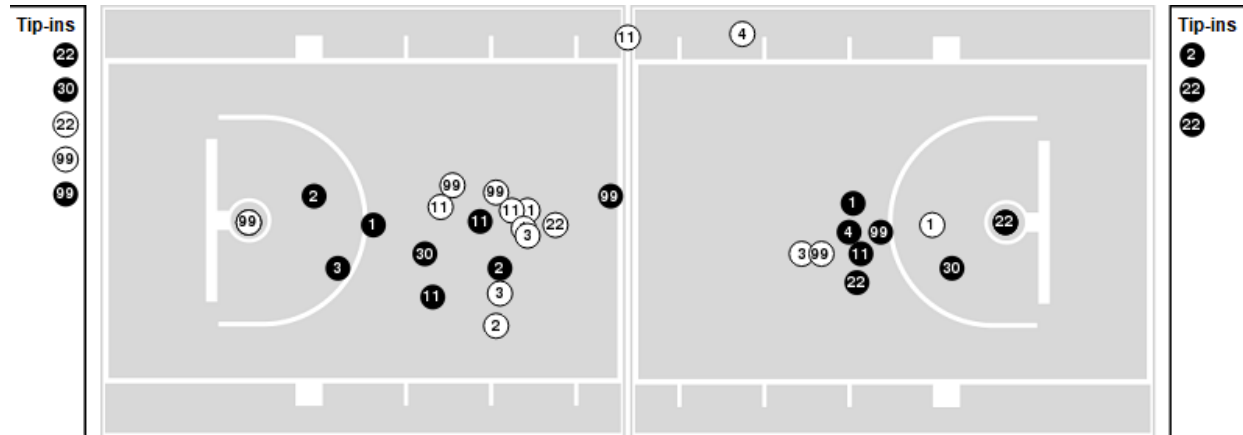
Players => 0, 1, 2, 3, 4, 5, 7, 10, 11, 12, 15, 21, 22, 24, 25, 30, 33, 99FG Types=>AllResults=>All

Vanderbilt

All Field Goals



Blow Up Chart



● Made ○ Missed N - Player Number

Vanderbilt	M/A	%
Field Goals	26/62	42
2 Points	23/45	51
3 Points	3/17	18
Free Throws	13/14	93

Vanderbilt	M/A	%
Points in the Paint	40 (20 / 35)	57
Fast Break Points	10 (7/8)	88
Second Chance Points	21 (12/17)	71
Effective FG%	44	



Auburn at Vanderbilt

02/11/25 Memorial Gymnasium (Vanderbilt), Nashville, Tenn.
Vanderbilt vs. No. 1 Auburn

Game Time: 6:00 PM
Game Duration: 2:03
Attendance: 13,032

Officials: Don Daily, Doug Shows, Lucas Santos

Auburn

Lineup	Quarter On	Time On	Quarter Off	Time Off	Time on Court	Score	Score Diff	Reb	Stl	Tov	Ass	PPP
2- Jones D/ 4- Broome J/ 5- Moore C/ 13- Kelly M/ 44- Cardwell D/	1	20:00	1	15:54	04:06	13-0	13	6	1	1	2	1.8571
0- Pettiford T/ 4- Broome J/ 10- Baker-Mazara C/ 13- Kelly M/ 31- Johnson C/	1	15:54	1	13:01	02:53	2-4	-2	2	0	0	0	0.5000
0- Pettiford T/ 2- Jones D/ 10- Baker-Mazara C/ 31- Johnson C/ 44- Cardwell D/	1	13:01	1	11:50	01:11	2-0	2	0	1	0	0	2.0000
0- Pettiford T/ 2- Jones D/ 8- Hudson J/ 10- Baker-Mazara C/ 44- Cardwell D/	1	11:50	1	09:18	02:32	5-7	-2	1	0	2	2	1.0000
2- Jones D/ 4- Broome J/ 5- Moore C/ 13- Kelly M/ 31- Johnson C/	1	09:18	1	07:14	02:04	7-6	1	2	0	1	1	1.7500
0- Pettiford T/ 4- Broome J/ 5- Moore C/ 13- Kelly M/ 31- Johnson C/	1	07:14	1	06:26	00:48	0-4	-4	0	0	0	0	0.0000
0- Pettiford T/ 4- Broome J/ 10- Baker-Mazara C/ 13- Kelly M/ 31- Johnson C/	1	06:26	1	05:49	00:37	0-0	0	0	0	0	0	0.0000
0- Pettiford T/ 2- Jones D/ 4- Broome J/ 10- Baker-Mazara C/ 31- Johnson C/	1	05:49	1	04:41	01:08	0-4	-4	0	0	1	0	0.0000
0- Pettiford T/ 2- Jones D/ 5- Moore C/ 31- Johnson C/ 44- Cardwell D/	1	04:41	1	02:16	02:25	2-2	0	3	1	0	0	0.6667
0- Pettiford T/ 2- Jones D/ 10- Baker-Mazara C/ 31- Johnson C/ 44- Cardwell D/	1	02:16	1	00:32	01:43	3-2	1	3	0	1	1	1.0000
2- Jones D/ 5- Moore C/ 10- Baker-Mazara C/ 31- Johnson C/ 44- Cardwell D/	1	00:32	2	20:00	00:32	0-3	-3	0	0	0	0	0.0000
2- Jones D/ 4- Broome J/ 5- Moore C/ 13- Kelly M/ 44- Cardwell D/	2	20:00	2	18:32	01:28	5-4	1	0	0	0	1	2.5000
2- Jones D/ 4- Broome J/ 5- Moore C/ 10- Baker-Mazara C/ 44- Cardwell D/	2	18:32	2	17:52	00:40	3-3	0	1	0	0	0	3.4091
2- Jones D/ 4- Broome J/ 10- Baker-Mazara C/ 13- Kelly M/ 44- Cardwell D/	2	17:52	2	16:37	01:15	1-6	-5	0	0	1	0	0.4098
2- Jones D/ 4- Broome J/ 10- Baker-Mazara C/ 13- Kelly M/ 31- Johnson C/	2	16:37	2	14:41	01:56	4-2	2	0	2	0	0	1.6393
0- Pettiford T/ 4- Broome J/ 10- Baker-Mazara C/ 13- Kelly M/ 31- Johnson C/	2	14:41	2	09:19	05:22	15-6	9	2	1	0	1	1.9036
0- Pettiford T/ 5- Moore C/ 8- Hudson J/ 13- Kelly M/ 44- Cardwell D/	2	09:19	2	09:19	00:00	1-0	1	0	0	0	0	2.2727
2- Jones D/ 5- Moore C/ 8- Hudson J/ 13- Kelly M/ 44- Cardwell D/	2	09:19	2	08:30	00:49	2-2	0	0	0	0	0	2.2727
2- Jones D/ 8- Hudson J/ 10- Baker-Mazara C/ 13- Kelly M/ 44- Cardwell D/	2	08:30	2	07:36	00:54	0-2	-2	0	1	0	0	0.0000
2- Jones D/ 4- Broome J/ 10- Baker-Mazara C/ 13- Kelly M/ 31- Johnson C/	2	07:36	2	06:21	01:15	2-0	2	2	0	0	0	2.2727
0- Pettiford T/ 4- Broome J/ 10- Baker-Mazara C/ 13- Kelly M/ 31- Johnson C/	2	06:21	2	03:48	02:33	6-4	2	3	0	0	1	1.2295
0- Pettiford T/ 2- Jones D/ 4- Broome J/ 10- Baker-Mazara C/ 31- Johnson C/	2	03:48	2	00:00	03:48	7-7	0	4	1	1	2	1.1905



Vanderbilt

Lineup	Quarter On	Time On	Quarter Off	Time Off	Time on Court	Score	Score Diff	Reb	Stl	Tov	Ass	PPP
1- Edwards J/ 5- Nickel T/ 11- Hoggard A/ 30- Manon C/ 99- McGlockton D/	1	20:00	1	15:54	04:06	0-13	-13	1	1	3	0	0.0000
1- Edwards J/ 2- Collins M/ 4- Huffman G/ 22- Carey J/ 99- McGlockton D/	1	15:54	1	13:01	02:53	4-2	2	3	0	0	0	1.0000
2- Collins M/ 3- Tanner T/ 5- Nickel T/ 11- Hoggard A/ 22- Carey J/	1	13:01	1	09:18	03:43	7-7	0	4	2	2	1	0.9409
1- Edwards J/ 2- Collins M/ 11- Hoggard A/ 22- Carey J/ 99- McGlockton D/	1	09:18	1	07:43	01:35	5-5	0	0	1	0	0	1.4535
1- Edwards J/ 2- Collins M/ 3- Tanner T/ 24- Roberts J/ 99- McGlockton D/	1	07:43	1	07:14	00:29	1-2	-1	1	0	0	0	2.2727
1- Edwards J/ 3- Tanner T/ 22- Carey J/ 30- Manon C/ 99- McGlockton D/	1	07:14	1	05:24	01:50	6-0	6	4	0	0	0	2.0000
1- Edwards J/ 3- Tanner T/ 11- Hoggard A/ 22- Carey J/ 99- McGlockton D/	1	05:24	1	02:16	03:08	4-2	2	2	1	1	2	1.0000
1- Edwards J/ 2- Collins M/ 3- Tanner T/ 5- Nickel T/ 22- Carey J/	1	02:16	1	01:01	01:15	0-3	-3	1	0	0	0	0.0000
1- Edwards J/ 2- Collins M/ 5- Nickel T/ 11- Hoggard A/ 99- McGlockton D/	1	01:01	1	00:55	00:05	1-0	1	0	0	0	0	2.2727
2- Collins M/ 4- Huffman G/ 5- Nickel T/ 11- Hoggard A/ 99- McGlockton D/	1	00:55	1	00:32	00:23	1-0	1	0	1	0	0	2.2727
1- Edwards J/ 5- Nickel T/ 11- Hoggard A/ 30- Manon C/ 99- McGlockton D/	1	00:32	2	17:52	02:40	10-8	2	2	0	0	2	2.5773
1- Edwards J/ 11- Hoggard A/ 22- Carey J/ 30- Manon C/ 99- McGlockton D/	2	17:52	2	16:22	01:30	6-1	5	3	1	1	0	1.7442
4- Huffman G/ 11- Hoggard A/ 22- Carey J/ 30- Manon C/ 99- McGlockton D/	2	16:22	2	14:41	01:41	2-4	-2	0	0	1	0	1.0000
1- Edwards J/ 4- Huffman G/ 22- Carey J/ 30- Manon C/ 99- McGlockton D/	2	14:41	2	14:41	00:00	0-1	-1	0	0	0	0	0.0000
1- Edwards J/ 4- Huffman G/ 5- Nickel T/ 22- Carey J/ 30- Manon C/	2	14:41	2	13:19	01:22	2-3	-1	2	0	0	0	1.0000
2- Collins M/ 3- Tanner T/ 4- Huffman G/ 5- Nickel T/ 22- Carey J/	2	13:19	2	11:36	01:43	0-6	-6	1	0	1	0	0.0000
2- Collins M/ 3- Tanner T/ 11- Hoggard A/ 22- Carey J/ 99- McGlockton D/	2	11:36	2	09:19	02:17	4-5	-1	1	0	1	1	1.3333
1- Edwards J/ 2- Collins M/ 11- Hoggard A/ 30- Manon C/ 99- McGlockton D/	2	09:19	2	07:04	02:15	4-3	1	6	0	1	1	1.3333
1- Edwards J/ 11- Hoggard A/ 22- Carey J/ 30- Manon C/ 99- McGlockton D/	2	07:04	2	06:43	00:21	0-0	0	0	0	0	0	0.0000
1- Edwards J/ 5- Nickel T/ 11- Hoggard A/ 22- Carey J/ 99- McGlockton D/	2	06:43	2	06:21	00:22	0-2	-2	1	0	0	0	0.0000
2- Collins M/ 3- Tanner T/ 11- Hoggard A/ 22- Carey J/ 99- McGlockton D/	2	06:21	2	05:49	00:32	0-2	-2	0	0	0	0	0.0000
1- Edwards J/ 5- Nickel T/ 11- Hoggard A/ 22- Carey J/ 99- McGlockton D/	2	05:49	2	05:39	00:10	2-0	2	0	0	0	0	2.0000
1- Edwards J/ 2- Collins M/ 3- Tanner T/ 22- Carey J/ 99- McGlockton D/	2	05:39	2	04:46	00:53	0-3	-3	0	0	0	0	0.0000
1- Edwards J/ 3- Tanner T/ 5- Nickel T/ 11- Hoggard A/ 22- Carey J/	2	04:46	2	03:48	00:58	2-1	1	2	0	0	1	1.0000
1- Edwards J/ 3- Tanner T/ 11- Hoggard A/ 30- Manon C/ 99- McGlockton D/	2	03:48	2	03:48	00:00	1-0	1	0	0	0	0	1.1364
2- Collins M/ 3- Tanner T/ 11- Hoggard A/ 30- Manon C/ 99- McGlockton D/	2	03:48	2	02:51	00:57	0-3	-3	0	0	0	0	0.0000
1- Edwards J/ 2- Collins M/ 5- Nickel T/ 11- Hoggard A/ 99- McGlockton D/	2	02:51	2	02:51	00:00	0-0	0	0	0	0	0	0.0000
1- Edwards J/ 5- Nickel T/ 11- Hoggard A/ 22- Carey J/ 99- McGlockton D/	2	02:51	2	02:48	00:03	0-0	0	0	0	0	0	0.0000
1- Edwards J/ 2- Collins M/ 5- Nickel T/ 11- Hoggard A/ 22- Carey J/	2	02:48	2	02:27	00:21	0-0	0	0	0	1	0	0.0000
1- Edwards J/ 2- Collins M/ 3- Tanner T/ 4- Huffman G/ 22- Carey J/	2	02:27	2	02:06	00:21	0-2	-2	0	0	0	0	0.0000
1- Edwards J/ 3- Tanner T/ 4- Huffman G/ 5- Nickel T/ 99- McGlockton D/	2	02:06	2	02:00	00:06	1-0	1	0	0	0	0	2.2727
2- Collins M/ 3- Tanner T/ 22- Carey J/ 30- Manon C/ 99- McGlockton D/	2	02:00	2	00:00	02:00	5-2	3	3	0	0	0	1.5060



Auburn at Vanderbilt

02/11/25 Memorial Gymnasium (Vanderbilt), Nashville, Tenn.
Vanderbilt vs. No. 1 Auburn

Game Time: 6:00 PM
Game Duration: 2:03
Attendance: 13,032

Officials: Don Daily, Doug Shows, Lucas Santos

Auburn

Lineup	Time	Score	Score Diff	Pts/Min	Reb	Stl	Tov	Ass	PPP
0- Pettiford T/ 4- Broome J/ 10- Baker-Mazara C/ 13- Kelly M/ 31- Johnson C/	11:25	23-14	9	2.0146	7	1	0	2	1.2950
2- Jones D/ 4- Broome J/ 5- Moore C/ 13- Kelly M/ 44- Cardwell D/	05:34	18-4	14	3.2335	6	1	1	3	2.0000
0- Pettiford T/ 2- Jones D/ 4- Broome J/ 10- Baker-Mazara C/ 31- Johnson C/	04:56	7-11	-4	1.4189	4	1	2	2	0.8883
2- Jones D/ 4- Broome J/ 10- Baker-Mazara C/ 13- Kelly M/ 31- Johnson C/	03:11	6-2	4	1.8848	2	2	0	0	1.8072
0- Pettiford T/ 2- Jones D/ 10- Baker-Mazara C/ 31- Johnson C/ 44- Cardwell D/	02:54	5-2	3	1.7202	3	1	1	1	1.2500
0- Pettiford T/ 2- Jones D/ 8- Hudson J/ 10- Baker-Mazara C/ 44- Cardwell D/	02:32	5-7	-2	1.9737	1	0	2	2	1.0000
0- Pettiford T/ 2- Jones D/ 5- Moore C/ 31- Johnson C/ 44- Cardwell D/	02:25	2-2	0	0.8276	3	1	0	0	0.6667
2- Jones D/ 4- Broome J/ 5- Moore C/ 13- Kelly M/ 31- Johnson C/	02:04	7-6	1	3.3871	2	0	1	1	1.7500
2- Jones D/ 4- Broome J/ 10- Baker-Mazara C/ 13- Kelly M/ 44- Cardwell D/	01:15	1-6	-5	0.8000	0	0	1	0	0.4098
2- Jones D/ 8- Hudson J/ 10- Baker-Mazara C/ 13- Kelly M/ 44- Cardwell D/	00:54	0-2	-2	0.0000	0	1	0	0	0.0000
2- Jones D/ 5- Moore C/ 8- Hudson J/ 13- Kelly M/ 44- Cardwell D/	00:49	2-2	0	2.4490	0	0	0	0	2.2727
0- Pettiford T/ 4- Broome J/ 5- Moore C/ 13- Kelly M/ 31- Johnson C/	00:48	0-4	-4	0.0000	0	0	0	0	0.0000
2- Jones D/ 4- Broome J/ 5- Moore C/ 10- Baker-Mazara C/ 44- Cardwell D/	00:40	3-3	0	4.5000	1	0	0	0	3.4091
2- Jones D/ 5- Moore C/ 10- Baker-Mazara C/ 31- Johnson C/ 44- Cardwell D/	00:32	0-3	-3	0.0000	0	0	0	0	0.0000
0- Pettiford T/ 5- Moore C/ 8- Hudson J/ 13- Kelly M/ 44- Cardwell D/	00:00	1-0	1	∞	0	0	0	0	2.2727



Auburn at Vanderbilt

02/11/25 Memorial Gymnasium (Vanderbilt), Nashville, Tenn.
Vanderbilt vs. No. 1 Auburn

Game Time: 6:00 PM
Game Duration: 2:03
Attendance: 13,032

Officials: Don Daily, Doug Shows, Lucas Santos

Vanderbilt

Lineup	Time	Score	Score Diff	Pts/Min	Reb	Stl	Tov	Ass	PPP
1- Edwards J/ 5- Nickel T/ 11- Hoggard A/ 30- Manon C/ 99- McGlockton D/	06:46	10-21	-11	1.4757	3	1	3	2	0.9191
2- Collins M/ 3- Tanner T/ 5- Nickel T/ 11- Hoggard A/ 22- Carey J/	03:43	7-7	0	1.8834	4	2	2	1	0.9409
1- Edwards J/ 3- Tanner T/ 11- Hoggard A/ 22- Carey J/ 99- McGlockton D/	03:08	4-2	2	1.2766	2	1	1	2	1.0000
1- Edwards J/ 2- Collins M/ 4- Huffman G/ 22- Carey J/ 99- McGlockton D/	02:53	4-2	2	1.3873	3	0	0	0	1.0000
2- Collins M/ 3- Tanner T/ 11- Hoggard A/ 22- Carey J/ 99- McGlockton D/	02:49	4-7	-3	1.4201	1	0	1	1	1.3333
1- Edwards J/ 2- Collins M/ 11- Hoggard A/ 30- Manon C/ 99- McGlockton D/	02:15	4-3	1	1.7778	6	0	1	1	1.3333
2- Collins M/ 3- Tanner T/ 22- Carey J/ 30- Manon C/ 99- McGlockton D/	02:00	5-2	3	2.5000	3	0	0	0	1.5060
1- Edwards J/ 11- Hoggard A/ 22- Carey J/ 30- Manon C/ 99- McGlockton D/	01:51	6-1	5	3.2432	3	1	1	0	1.3514
1- Edwards J/ 3- Tanner T/ 22- Carey J/ 30- Manon C/ 99- McGlockton D/	01:50	6-0	6	3.2727	4	0	0	0	2.0000
2- Collins M/ 3- Tanner T/ 4- Huffman G/ 5- Nickel T/ 22- Carey J/	01:43	0-6	-6	0.0000	1	0	1	0	0.0000
4- Huffman G/ 11- Hoggard A/ 22- Carey J/ 30- Manon C/ 99- McGlockton D/	01:41	2-4	-2	1.1881	0	0	1	0	1.0000
1- Edwards J/ 2- Collins M/ 11- Hoggard A/ 22- Carey J/ 99- McGlockton D/	01:35	5-5	0	3.1579	0	1	0	0	1.4535
1- Edwards J/ 4- Huffman G/ 5- Nickel T/ 22- Carey J/ 30- Manon C/	01:22	2-3	-1	1.4634	2	0	0	0	1.0000
1- Edwards J/ 2- Collins M/ 3- Tanner T/ 5- Nickel T/ 22- Carey J/	01:15	0-3	-3	0.0000	1	0	0	0	0.0000
1- Edwards J/ 3- Tanner T/ 5- Nickel T/ 11- Hoggard A/ 22- Carey J/	00:58	2-1	1	2.0690	2	0	0	1	1.0000
2- Collins M/ 3- Tanner T/ 11- Hoggard A/ 30- Manon C/ 99- McGlockton D/	00:57	0-3	-3	0.0000	0	0	0	0	0.0000
1- Edwards J/ 2- Collins M/ 3- Tanner T/ 22- Carey J/ 99- McGlockton D/	00:53	0-3	-3	0.0000	0	0	0	0	0.0000
1- Edwards J/ 5- Nickel T/ 11- Hoggard A/ 22- Carey J/ 99- McGlockton D/	00:35	2-2	0	3.4286	1	0	0	0	1.0000
1- Edwards J/ 2- Collins M/ 3- Tanner T/ 24- Roberts J/ 99- McGlockton D/	00:29	1-2	-1	2.0690	1	0	0	0	2.2727
2- Collins M/ 4- Huffman G/ 5- Nickel T/ 11- Hoggard A/ 99- McGlockton D/	00:23	1-0	1	2.6087	0	1	0	0	2.2727
1- Edwards J/ 2- Collins M/ 5- Nickel T/ 11- Hoggard A/ 22- Carey J/	00:21	0-0	0	0.0000	0	0	1	0	0.0000
1- Edwards J/ 2- Collins M/ 3- Tanner T/ 4- Huffman G/ 22- Carey J/	00:21	0-2	-2	0.0000	0	0	0	0	0.0000
1- Edwards J/ 3- Tanner T/ 4- Huffman G/ 5- Nickel T/ 99- McGlockton D/	00:06	1-0	1	10.0000	0	0	0	0	2.2727
1- Edwards J/ 2- Collins M/ 5- Nickel T/ 11- Hoggard A/ 99- McGlockton D/	00:05	1-0	1	11.1111	0	0	0	0	2.2727
1- Edwards J/ 4- Huffman G/ 22- Carey J/ 30- Manon C/ 99- McGlockton D/	00:00	0-1	-1	NaN	0	0	0	0	0.0000
1- Edwards J/ 3- Tanner T/ 11- Hoggard A/ 30- Manon C/ 99- McGlockton D/	00:00	1-0	1	∞	0	0	0	0	1.1364