



Officials: Doug Shows, Wil Howard, Garrick Shannon

Vanderbilt - 67

Record: 16-5 (4-4)

NO.	Name	F	Min	FG	3P	FT	Rebounds			Fouls		TP	AS	TO	ST	Blocks		+/-
				M-A	M-A	M-A	OR	DR	TOT	PF	FD					BS	BA	
5	Tyler Nickel	F	22:33	1-8	0-4	0-0	0	0	0	2	1	2	0	1	0	1	1	-27
99	Devin McGlockton	F	24:54	8-13	3-5	3-4	2	1	3	3	3	22	0	0	0	0	0	4
1	Jason Edwards	G	26:36	7-20	2-10	5-5	0	3	3	2	5	21	1	3	1	0	0	-1
11	A.J. Hoggard	G	18:31	3-4	2-3	0-0	0	2	2	2	0	8	5	2	2	0	0	-7
30	Chris Manon	G	19:02	1-1	0-0	0-0	1	1	2	5	1	2	1	1	3	0	0	0
24	JaQualon "JQ" Roberts		10:03	0-0	0-0	0-0	0	0	0	3	1	0	0	1	0	0	0	-20
2	MJ Collins		21:53	0-3	0-1	2-3	3	6	9	1	3	2	1	3	1	0	1	-27
4	Grant Huffman		17:28	1-2	0-0	0-0	0	0	0	0	0	2	1	1	0	0	0	-21
3	Tyler Tanner		24:51	2-7	0-2	2-2	1	0	1	0	1	6	1	2	1	1	0	-30
22	Jaylen Carey		10:49	1-3	0-1	0-0	0	1	1	2	1	2	1	0	1	1	1	-12
10	Jordan Williams		03:20	0-1	0-0	0-0	0	0	0	0	0	0	0	0	0	0	0	-9
Team							2	1	3			0		1				
<b>Totals</b>				24-62	7-26	12-14	9	15	24	20	16	67	11	15	9	3	3	-30

Shooting By Period		
1st FG%	15-32	46.9%
3PT%	6-14	42.9%
FT%	4-4	100%
2nd FG%	9-30	30.0%
3PT%	1-12	8.3%
FT%	8-10	80%
GM FG%	24-62	38.7%
3PT%	7-26	26.9%
FT%	12-14	85.7%

Dead Ball Rebounds: 2, 0

Technical Fouls: Manon 2<sup>nd</sup> 7:45

Oklahoma - 97

Record: 16-5 (3-5)

NO.	Name	F	Min	FG	3P	FT	Rebounds			Fouls		TP	AS	TO	ST	Blocks		+/-
				M-A	M-A	M-A	OR	DR	TOT	PF	FD					BS	BA	
10	Sam Godwin	F	13:35	2-4	0-0	0-0	1	2	3	3	0	4	1	0	0	0	0	7
14	Jalon Moore	F	27:38	6-9	2-4	5-9	0	4	4	2	6	19	1	3	1	1	0	21
0	Jeremiah Fears	G	29:45	8-12	1-3	4-4	2	4	6	2	4	21	4	5	3	0	1	24
2	Brycen Goodine	G	18:37	2-3	2-2	2-4	1	1	2	1	3	8	1	0	0	0	1	8
15	Duke Miles	G	27:02	5-6	1-1	0-1	1	3	4	3	2	11	4	0	2	1	0	38
5	Mohamed Wague		08:16	0-2	0-0	0-0	1	1	2	1	0	0	0	1	0	0	0	-2
1	Kobe Elvis		14:40	2-4	1-3	0-0	0	3	3	1	0	5	2	4	0	0	0	-1
35	Glenn Taylor Jr.		23:00	3-6	1-2	0-0	0	8	8	0	0	7	2	1	0	1	1	26
45	Luke Northweather		11:23	2-2	1-1	1-1	0	1	1	0	1	6	1	1	0	0	0	9
7	Dayton Forsythe		22:34	5-8	2-4	2-3	1	2	3	3	3	14	2	1	3	0	0	17
24	Jacolb Fredson-Cole		01:34	1-1	0-0	0-0	0	0	0	1	0	2	0	0	0	0	0	3
30	Jake Moser		00:58	0-0	0-0	0-0	0	0	0	0	0	0	0	0	0	0	0	0
55	Reid Lovelace		00:58	0-0	0-0	0-0	0	0	0	0	0	0	0	0	0	0	0	0
Team							3	0	3			0		1				
<b>Totals</b>				36-57	11-20	14-22	10	29	39	17	19	97	18	17	9	3	3	30

Shooting By Period		
1st FG%	12-24	50.0%
3PT%	4-8	50.0%
FT%	8-12	66.7%
2nd FG%	24-33	72.7%
3PT%	7-12	58.3%
FT%	6-10	60%
GM FG%	36-57	63.2%
3PT%	11-20	55.0%
FT%	14-22	63.6%

Dead Ball Rebounds: 4, 0

Technical Fouls: Fears 2<sup>nd</sup> 7:45

	VANDY	OKLA
Biggest lead	13 (1 <sup>st</sup> 9:06)	32 (2 <sup>nd</sup> 0:40)
Best Scoring Run	9 (1 <sup>st</sup> 9:44)	23 (2 <sup>nd</sup> 13:24)
Lead Changes	1	
Times Tied	0	
Time with Lead	21:03	18:21

Points from	VANDY	OKLA
Turnovers	16	18
Paint	30	46
Second Chance	5	10
Fast Breaks	6	21
Bench	12	34

	Period by Period Scoring		
	1st	2nd	TOT
VANDY	40	27	67
OKLA	36	61	97

Game Notes: Est. Att. 5,241 ♦



**Vanderbilt at Oklahoma**

02/01/25 Lloyd Noble Center, Norman  
2024-25 Men's Basketball

Officials: Doug Shows, Wil Howard, Garrick Shannon

**Period 1**

**Quarter Starters:**

<b>OKLA</b>	0 Fears J	2 Goodine B	10 Godwin S	14 Moore J	15 Miles D
<b>VANDY</b>	1 Edwards J	5 Nickel T	11 Hoggard A	30 Manon C	99 McGlockton D

Game Time	OKLA	Score	Diff	VANDY
20:00	10 GODWIN S jumpball lost			99 MCGLOCKTON D jumpball won
19:37				99 MCGLOCKTON D 3pt FG , jump shot missed
19:34				30 MANON C offensive rebound (1)
19:24		<b>0-3</b>	<b>-3</b>	1 EDWARDS J 3pt FG second chance, jump shot made (3)
19:06	2 GOODINE B foul drawn (1)			99 MCGLOCKTON D foul shooting (1 - 1)
19:06	2 GOODINE B free throw 1 - 2 missed			
19:06	offensive dead ball rebound (1)			
19:06	2 GOODINE B free throw 2 - 2 made (1)	<b>1-3</b>	<b>-2</b>	
18:59		<b>1-5</b>	<b>-4</b>	99 MCGLOCKTON D 2pt FG in the paint, dunk, made (2)
18:59				30 MANON C assist (1)
18:46	14 MOORE J 3pt FG , jump shot missed			
18:42	10 GODWIN S offensive rebound (1)			
18:41	15 MILES D foul drawn (1)			11 HOGGARD A foul personal (1 - 2)
18:41				99 MCGLOCKTON D substitution out
18:41				24 ROBERTS J substitution in
18:26	0 FEARS J 3pt FG second chance, jump shot made (3)	<b>4-5</b>	<b>-1</b>	
18:26	15 MILES D assist (1)			
18:10	10 GODWIN S foul personal (1 - 1)			24 ROBERTS J foul drawn (1)
17:59		<b>4-8</b>	<b>-4</b>	11 HOGGARD A 3pt FG , jump shot made (3)
17:59				1 EDWARDS J assist (1)
17:42	10 GODWIN S 2pt FG in the paint, dunk, missed			
17:41	0 FEARS J offensive rebound (1)			
17:41	0 FEARS J foul drawn (1)			5 NICKEL T foul shooting (1 - 3)
17:41	0 FEARS J free throw 1 - 2 made (4)	<b>5-8</b>	<b>-3</b>	
17:41				24 ROBERTS J substitution out
17:41				99 MCGLOCKTON D substitution in
17:41	10 GODWIN S substitution out			
17:41	5 WAGUE M substitution in			
17:41	0 FEARS J free throw 2 - 2 made (5)	<b>6-8</b>	<b>-2</b>	
17:28		<b>6-11</b>	<b>-5</b>	99 MCGLOCKTON D 3pt FG , jump shot made (5)
17:28				11 HOGGARD A assist (1)
17:08	0 FEARS J turnover bad pass (1)			11 HOGGARD A steal (1)
17:02		<b>6-13</b>	<b>-7</b>	5 NICKEL T 2pt FG fast break from turnover in the paint, layup made (2)
16:44	0 FEARS J 2pt FG in the paint, driving layup made (7)	<b>8-13</b>	<b>-5</b>	
16:17				1 EDWARDS J 2pt FG in the paint, jump shot missed
16:14	5 WAGUE M defensive rebound (1)			
16:12	2 GOODINE B foul drawn (2)			11 HOGGARD A foul personal (2 - 4)
16:12	15 MILES D substitution out			
16:12	1 ELVIS K substitution in			
16:12				5 NICKEL T substitution out
16:12				11 HOGGARD A substitution out
16:12				2 COLLINS M substitution in



**Vanderbilt at Oklahoma**

02/01/25 Lloyd Noble Center, Norman  
2024-25 Men's Basketball

**Game Time:** 2:30 PM  
**Game Duration:** 2:11  
**Attendance:** 8,336

**Officials:** Doug Shows, Wil Howard, Garrick Shannon

Game Time	OKLA	Score	Diff	VANDY
16:12				4 HUFFMAN G substitution in
15:52	1 ELVIS K turnover bad pass (1)			30 MANON C steal (1)
15:37		<b>8-15</b>	<b>-7</b>	1 EDWARDS J 2pt FG from turnover in the paint, driving layup made (5)
15:18	14 MOORE J foul drawn (1)			30 MANON C foul shooting (1 - 5)
15:18	Timeout media			
15:18	14 MOORE J free throw 1 - 2 made (1)	<b>9-15</b>	<b>-6</b>	
15:18	14 MOORE J free throw 2 - 2 missed			
15:17				1 EDWARDS J defensive rebound (1)
14:53	14 MOORE J substitution out			
14:53	35 TAYLOR JR. G substitution in			
14:53				30 MANON C substitution out
14:53				5 NICKEL T substitution in
14:51		<b>9-17</b>	<b>-8</b>	99 MCGLOCKTON D 2pt FG in the paint, layup made (7)
14:51				4 HUFFMAN G assist (1)
14:34	5 WAGUE M 2pt FG in the paint, layup missed			
14:31	5 WAGUE M offensive rebound (2)			
14:30	5 WAGUE M 2pt FG second chance in the paint, layup missed			
14:29				2 COLLINS M defensive rebound (1)
14:29	5 WAGUE M foul personal (1 - 2)			2 COLLINS M foul drawn (1)
14:29	5 WAGUE M substitution out			
14:29	45 NORTHWEATHER L substitution in			
14:29				1 EDWARDS J substitution out
14:29				3 TANNER T substitution in
14:09				5 NICKEL T turnover travel (1)
14:09				99 MCGLOCKTON D substitution out
14:09				24 ROBERTS J substitution in
13:49	1 ELVIS K turnover out of bounds (2)			
13:49	0 FEARS J substitution out			
13:49	2 GOODINE B substitution out			
13:49	7 FORSYTHE D substitution in			
13:49	15 MILES D substitution in			
13:24				5 NICKEL T 2pt FG from turnover in the paint, driving layup missed
13:19	35 TAYLOR JR. G defensive rebound (1)			
13:01	35 TAYLOR JR. G 2pt FG in the paint, layup blocked			
13:01				5 NICKEL T block (1)
13:00	offensive rebound (6)			
12:51	1 ELVIS K 3pt FG second chance, jump shot missed			
12:48				2 COLLINS M defensive rebound (2)
12:36				3 TANNER T 2pt FG in the paint, floating jump shot missed
12:34	1 ELVIS K defensive rebound (1)			
12:31	45 NORTHWEATHER L 2pt FG fast break in the paint, layup made (2)	<b>11-17</b>	<b>-6</b>	
12:31	1 ELVIS K assist (1)			
12:31	45 NORTHWEATHER L foul drawn (1)			24 ROBERTS J foul shooting (1 - 6)
12:31	35 TAYLOR JR. G substitution out			
12:31	14 MOORE J substitution in			
12:31				2 COLLINS M substitution out
12:31				1 EDWARDS J substitution in



**Vanderbilt at Oklahoma**

02/01/25 Lloyd Noble Center, Norman  
2024-25 Men's Basketball

**Game Time:** 2:30 PM  
**Game Duration:** 2:11  
**Attendance:** 8,336

**Officials:** Doug Shows, Wil Howard, Garrick Shannon

Game Time	OKLA	Score	Diff	VANDY
12:31	45 NORTHWEATHER L free throw fast break 1 - 1 made (3)	<b>12-17</b>	<b>-5</b>	
12:09				5 NICKEL T 3pt FG , jump shot missed
12:07	7 FORSYTHE D defensive rebound (1)			
11:51	15 MILES D 2pt FG in the paint, layup made (2)	<b>14-17</b>	<b>-3</b>	
11:51	7 FORSYTHE D assist (1)			
11:34				5 NICKEL T 2pt FG in the paint, layup blocked
11:34	14 MOORE J block (1)			
11:30	45 NORTHWEATHER L defensive rebound (1)			
11:29	Timeout media			
11:29				4 HUFFMAN G substitution out
11:29				5 NICKEL T substitution out
11:29				24 ROBERTS J substitution out
11:29				11 HOGGARD A substitution in
11:29				30 MANON C substitution in
11:29				99 MCGLOCKTON D substitution in
11:29	1 ELVIS K turnover bad pass (3)			30 MANON C steal (2)
11:25	15 MILES D foul shooting (1 - 3)			1 EDWARDS J foul drawn (1)
11:25		<b>14-18</b>	<b>-4</b>	1 EDWARDS J free throw fast break 1 - 2 made (6)
11:25				11 HOGGARD A substitution out
11:25				4 HUFFMAN G substitution in
11:25		<b>14-19</b>	<b>-5</b>	1 EDWARDS J free throw fast break 2 - 2 made (7)
11:25	1 ELVIS K substitution out			
11:25	0 FEARS J substitution in			
11:10	14 MOORE J foul offensive (1 - 4)			1 EDWARDS J foul drawn (2)
11:10	14 MOORE J turnover offensive (1)			
11:10				3 TANNER T substitution out
11:10				11 HOGGARD A substitution in
10:56		<b>14-21</b>	<b>-7</b>	99 MCGLOCKTON D 2pt FG from turnover in the paint, layup made (9)
10:36	0 FEARS J turnover lost ball (2)			1 EDWARDS J steal (1)
10:32		<b>14-23</b>	<b>-9</b>	30 MANON C 2pt FG fast break from turnover in the paint, dunk, made (2)
10:32	Timeout 30 Sec			
10:32	45 NORTHWEATHER L substitution out			
10:32	10 GODWIN S substitution in			
10:32				11 HOGGARD A substitution out
10:32				2 COLLINS M substitution in
10:02	0 FEARS J 3pt FG , jump shot missed			
09:59				30 MANON C defensive rebound (2)
09:44		<b>14-26</b>	<b>-12</b>	1 EDWARDS J 3pt FG , jump shot made (10)
09:31	14 MOORE J foul drawn (2)			30 MANON C foul personal (2 - 7)
09:31	7 FORSYTHE D substitution out			
09:31	2 GOODINE B substitution in			
09:31				4 HUFFMAN G substitution out
09:31				30 MANON C substitution out
09:31				5 NICKEL T substitution in
09:31				11 HOGGARD A substitution in
09:31	14 MOORE J 1&1 free throw 1 made (2)	<b>15-26</b>	<b>-11</b>	
09:31	15 MILES D substitution out			
09:31	35 TAYLOR JR. G substitution in			



**Vanderbilt at Oklahoma**

02/01/25 Lloyd Noble Center, Norman  
2024-25 Men's Basketball

Officials: Doug Shows, Wil Howard, Garrick Shannon

Game Time	OKLA	Score	Diff	VANDY
09:31	14 MOORE J 1&1 free throw 2 missed			
09:30				2 COLLINS M defensive rebound (3)
09:06		<b>15-28</b>	<b>-13</b>	1 EDWARDS J 2pt FG in the paint, step back jump shot made (12)
08:51	14 MOORE J 2pt FG in the paint, driving layup made (4)	<b>17-28</b>	<b>-11</b>	
08:42				1 EDWARDS J 3pt FG , step back jump shot missed
08:39	0 FEARS J defensive rebound (2)			
08:37	14 MOORE J foul offensive (2 - 5)			5 NICKEL T foul drawn (1)
08:37	14 MOORE J turnover offensive (2)			
08:37	14 MOORE J substitution out			
08:37	1 ELVIS K substitution in			
08:22				99 MCGLOCKTON D 2pt FG from turnover in the paint, layup missed
08:19				offensive rebound (7)
08:10				1 EDWARDS J 3pt FG from turnover second chance, step back jump shot missed
08:07	1 ELVIS K defensive rebound (2)			
08:05	0 FEARS J foul drawn (2)			99 MCGLOCKTON D foul shooting (2 - 8)
08:05	0 FEARS J free throw fast break 1 - 2 made (8)	<b>18-28</b>	<b>-10</b>	
08:05				99 MCGLOCKTON D substitution out
08:05				24 ROBERTS J substitution in
08:05	0 FEARS J free throw fast break 2 - 2 made (9)	<b>19-28</b>	<b>-9</b>	
07:35		<b>19-31</b>	<b>-12</b>	11 HOGGARD A 3pt FG , jump shot made (6)
07:21	10 GODWIN S 2pt FG in the paint, layup missed			
07:19				2 COLLINS M defensive rebound (4)
07:13				1 EDWARDS J 2pt FG in the paint, layup missed
07:10				2 COLLINS M offensive rebound (5)
07:10				2 COLLINS M 2pt FG second chance in the paint, tip-in layup missed
07:09	35 TAYLOR JR. G defensive rebound (2)			
07:06	Timeout media			
07:04	10 GODWIN S substitution out			
07:04	5 WAGUE M substitution in			
07:04				1 EDWARDS J substitution out
07:04				5 NICKEL T substitution out
07:04				3 TANNER T substitution in
07:04				30 MANON C substitution in
06:45	1 ELVIS K 2pt FG outside the paint, jump shot made (2)	<b>21-31</b>	<b>-10</b>	
06:15				3 TANNER T 3pt FG , jump shot missed
06:13	2 GOODINE B defensive rebound (1)			
06:10	35 TAYLOR JR. G turnover bad pass (1)			
06:10				2 COLLINS M substitution out
06:10				24 ROBERTS J substitution out
06:10				1 EDWARDS J substitution in
06:10				99 MCGLOCKTON D substitution in
05:52	0 FEARS J steal (1)			1 EDWARDS J turnover bad pass (1)
05:48	0 FEARS J 2pt FG from turnover in the paint, layup blocked			
05:48				3 TANNER T block (1)
05:48				defensive rebound (10)
05:48	0 FEARS J substitution out			



**Vanderbilt at Oklahoma**

02/01/25 Lloyd Noble Center, Norman  
2024-25 Men's Basketball

**Game Time:** 2:30 PM  
**Game Duration:** 2:11  
**Attendance:** 8,336

**Officials:** Doug Shows, Wil Howard, Garrick Shannon

Game Time	OKLA	Score	Diff	VANDY
05:48	7 FORSYTHE D substitution in			
05:31		<b>21-33</b>	<b>-12</b>	99 MCGLOCKTON D 2pt FG in the paint, layup made (11)
05:31				11 HOGGARD A assist (2)
05:17	5 WAGUE M turnover lost ball (1)			11 HOGGARD A steal (2)
05:09				11 HOGGARD A 3pt FG from turnover, jump shot missed
05:07				99 MCGLOCKTON D offensive rebound (1)
05:07	2 GOODINE B foul personal (1 - 6)			99 MCGLOCKTON D foul drawn (1)
05:07	2 GOODINE B substitution out			
05:07	15 MILES D substitution in			
05:07				11 HOGGARD A substitution out
05:07				4 HUFFMAN G substitution in
04:56				1 EDWARDS J 3pt FG from turnover second chance, jump shot missed
04:53	15 MILES D defensive rebound (1)			
04:42	1 ELVIS K 3pt FG , step back jump shot missed			
04:38				99 MCGLOCKTON D defensive rebound (2)
04:25				1 EDWARDS J 2pt FG in the paint, layup missed
04:22	7 FORSYTHE D defensive rebound (2)			
04:22	5 WAGUE M substitution out			
04:22	45 NORTHWEATHER L substitution in			
04:17	1 ELVIS K 3pt FG fast break, jump shot made (5)	<b>24-33</b>	<b>-9</b>	
04:17	35 TAYLOR JR. G assist (1)			
04:02		<b>24-36</b>	<b>-12</b>	99 MCGLOCKTON D 3pt FG , jump shot made (14)
04:02				3 TANNER T assist (1)
03:46	7 FORSYTHE D 3pt FG , jump shot made (3)	<b>27-36</b>	<b>-9</b>	
03:46	45 NORTHWEATHER L assist (1)			
03:30	1 ELVIS K foul shooting (1 - 7)			99 MCGLOCKTON D foul drawn (2)
03:30	Timeout media			
03:30	35 TAYLOR JR. G substitution out			
03:30	14 MOORE J substitution in			
03:30				1 EDWARDS J substitution out
03:30				30 MANON C substitution out
03:30				2 COLLINS M substitution in
03:30				5 NICKEL T substitution in
03:30		<b>27-37</b>	<b>-10</b>	99 MCGLOCKTON D free throw 1 - 2 made (15)
03:30		<b>27-38</b>	<b>-11</b>	99 MCGLOCKTON D free throw 2 - 2 made (16)
03:30				99 MCGLOCKTON D substitution out
03:30				24 ROBERTS J substitution in
03:08	15 MILES D 2pt FG in the paint, layup missed			
03:05	15 MILES D offensive rebound (2)			
03:05	15 MILES D 2pt FG second chance in the paint, tip-in layup made (4)	<b>29-38</b>	<b>-9</b>	
02:46				2 COLLINS M turnover out of bounds (1)
02:14	turnover shot clock (10)			
02:14	14 MOORE J substitution out			
02:14	35 TAYLOR JR. G substitution in			
02:14				3 TANNER T substitution out
02:14				24 ROBERTS J substitution out
02:14				11 HOGGARD A substitution in
02:14				99 MCGLOCKTON D substitution in



**Vanderbilt at Oklahoma**

02/01/25 Lloyd Noble Center, Norman  
2024-25 Men's Basketball

Officials: Doug Shows, Wil Howard, Garrick Shannon

Game Time	OKLA	Score	Diff	VANDY
02:05	jump ball situation			
02:05	7 FORSYTHE D steal (1)			4 HUFFMAN G turnover lost ball (1)
02:05	1 ELVIS K substitution out			
02:05	0 FEARS J substitution in			
02:05				11 HOGGARD A substitution out
02:05				99 MCGLOCKTON D substitution out
02:05				3 TANNER T substitution in
02:05				24 ROBERTS J substitution in
01:46	7 FORSYTHE D 2pt FG from turnover in the paint, driving layup made (5)	<b>31-38</b>	<b>-7</b>	
01:34	7 FORSYTHE D steal (2)			24 ROBERTS J turnover lost ball (1)
01:34				4 HUFFMAN G substitution out
01:34				1 EDWARDS J substitution in
01:12	45 NORTHWEATHER L turnover bad pass (1)			2 COLLINS M steal (1)
01:08				2 COLLINS M 2pt FG from turnover in the paint, layup blocked
01:08	15 MILES D block (1)			
01:03	35 TAYLOR JR. G defensive rebound (3)			
01:03	15 MILES D 2pt FG fast break in the paint, layup made (6)	<b>33-38</b>	<b>-5</b>	
01:03	15 MILES D foul drawn (2)			24 ROBERTS J foul shooting (2 - 9)
01:03				3 TANNER T substitution out
01:03				24 ROBERTS J substitution out
01:03				11 HOGGARD A substitution in
01:03				99 MCGLOCKTON D substitution in
01:03	15 MILES D free throw fast break 1 - 1 missed			
01:02				11 HOGGARD A defensive rebound (1)
00:51				1 EDWARDS J 3pt FG , jump shot missed
00:48	35 TAYLOR JR. G defensive rebound (4)			
00:37	35 TAYLOR JR. G 2pt FG in the paint, layup missed			
00:36	offensive rebound (19)			
00:36				11 HOGGARD A substitution out
00:36				4 HUFFMAN G substitution in
00:36				99 MCGLOCKTON D substitution out
00:36				24 ROBERTS J substitution in
00:28	45 NORTHWEATHER L 3pt FG second chance, jump shot made (6)	<b>36-38</b>	<b>-2</b>	
00:28	0 FEARS J assist (1)			
00:24				Timeout 30 Sec
00:24	45 NORTHWEATHER L substitution out			
00:24	10 GODWIN S substitution in			
00:24				2 COLLINS M substitution out
00:24				4 HUFFMAN G substitution out
00:24				24 ROBERTS J substitution out
00:24				3 TANNER T substitution in
00:24				11 HOGGARD A substitution in
00:24				99 MCGLOCKTON D substitution in
00:02		<b>36-40</b>	<b>-4</b>	1 EDWARDS J 2pt FG outside the paint, jump shot made (14)
00:02				11 HOGGARD A assist (3)
<b>END OF PERIOD</b>				
<b>OKLA 36-40 VANDY</b>				



Vanderbilt at Oklahoma

02/01/25 Lloyd Noble Center, Norman  
2024-25 Men's Basketball

Game Time: 2:30 PM  
Game Duration: 2:11  
Attendance: 8,336

Officials: Doug Shows, Wil Howard, Garrick Shannon

Vanderbilt - 40

NO.	Name	F	Min	FG			3P			FT			Rebounds			Fouls		TP	AS	TO	ST	Blocks		+/-
				M-A	M-A	M-A	OR	DR	TOT	PF	FD	BS	BA											
5	Tyler Nickel	F	13:09	1-4	0-1	0-0	0	0	0	1	1	2	0	1	0	1	0	1	0	1	1	-3		
99	Devin McGlockton	F	11:55	6-8	2-3	2-2	1	1	2	2	2	16	0	0	0	0	0	0	0	0	0	19		
1	Jason Edwards	G	15:12	5-12	2-6	2-2	0	1	1	0	2	14	1	1	1	0	0	0	0	0	10			
11	A.J. Hoggard	G	09:54	2-3	2-3	0-0	0	1	1	2	0	6	3	0	2	0	0	0	0	0	12			
30	Chris Manon	G	10:39	1-1	0-0	0-0	1	1	2	2	0	2	1	0	2	0	0	0	0	0	12			
24	JaQualon "JQ" Roberts		08:05	0-0	0-0	0-0	0	0	0	2	1	0	0	0	1	0	0	0	0	0	-15			
2	MJ Collins		11:08	0-2	0-0	0-0	1	4	5	0	1	0	0	0	1	1	0	1	0	1	-5			
4	Grant Huffman		10:22	0-0	0-0	0-0	0	0	0	0	0	0	1	1	0	0	0	0	0	0	-2			
3	Tyler Tanner		09:36	0-2	0-1	0-0	0	0	0	0	0	0	1	0	0	0	1	0	0	0	-8			
Team												1	1	2			0							
<b>Totals</b>				15-32	6-14	4-4	4	9	13	9	7	40	7	5	6	2	2	4						

Shooting By Period		
1st FG%	15-32	46.9%
3PT%	6-14	42.9%
FT%	4-4	100%
GM FG%	15-32	46.9%
3PT%	6-14	42.9%
FT%	4-4	100.0%

Dead Ball Rebounds: 0, 0

Technical Fouls::NONE

Oklahoma - 36

NO.	Name	F	Min	FG			3P			FT			Rebounds			Fouls		TP	AS	TO	ST	Blocks		+/-
				M-A	M-A	M-A	OR	DR	TOT	PF	FD	BS	BA											
10	Sam Godwin	F	06:12	0-2	0-0	0-0	1	0	1	1	0	0	0	0	0	0	0	0	0	0	0	0	-8	
14	Jalon Moore	F	10:17	1-2	0-1	2-4	0	0	0	2	2	4	0	2	0	1	0	0	0	1	0	-11		
0	Jeremiah Fears	G	13:53	2-4	1-2	4-4	1	1	2	0	2	9	1	2	1	0	1	0	1	0	1	-8		
2	Brycen Goodine	G	10:35	0-0	0-0	1-2	0	1	1	1	2	1	0	0	0	0	0	0	0	0	0	-8		
15	Duke Miles	G	13:13	3-4	0-0	0-1	1	1	2	1	2	6	1	0	0	1	0	0	1	0	0	0		
5	Mohamed Wague		05:54	0-2	0-0	0-0	1	1	2	1	0	0	0	0	1	0	0	0	0	0	0	-5		
1	Kobe Elvis		11:19	2-4	1-3	0-0	0	2	2	1	0	5	1	3	0	0	0	0	0	0	0	2		
35	Glenn Taylor Jr.		10:37	0-2	0-0	0-0	0	4	4	0	0	0	1	1	0	0	1	0	0	1	7			
45	Luke Northweather		07:54	2-2	1-1	1-1	0	1	1	0	1	6	1	1	0	0	0	0	0	0	9			
7	Dayton Forsythe		10:06	2-2	1-1	0-0	0	2	2	0	0	5	1	0	2	0	0	0	0	0	2			
Team												2	0	2			0			1				
<b>Totals</b>				12-24	4-8	8-12	6	13	19	7	9	36	6	11	3	2	2	-4						

Shooting By Period		
1st FG%	12-24	50.0%
3PT%	4-8	50.0%
FT%	8-12	66.7%
GM FG%	12-24	50.0%
3PT%	4-8	50.0%
FT%	8-12	66.7%

Dead Ball Rebounds: 1, 0

Technical Fouls::NONE

	VANDY	OKLA
Biggest lead	13 (1st 9:06)	0 (1st 20:00)
Best Scoring Run	9(1st 9:44)	9(1st 0:28)
Lead Changes	0	
Times Tied	0	
Time with Lead	19:24	00:00

Points from	VANDY	OKLA
Turnovers	10	2
Paint	16	14
Second Chance	3	10
Fast Breaks	6	10
Bench	0	16

	Period by Period Scoring		
	1st	2nd	TOT
VANDY	40	27	67
OKLA	36	61	97

Game Notes:Est. Att. 5,241 ♦





**Vanderbilt at Oklahoma**

02/01/25 Lloyd Noble Center, Norman  
2024-25 Men's Basketball

**Game Time:** 2:30 PM  
**Game Duration:** 2:11  
**Attendance:** 8,336

**Officials:** Doug Shows, Wil Howard, Garrick Shannon

**Period 2**

**Quarter Starters:**

<b>OKLA</b>	0 Fears J	2 Goodine B	10 Godwin S	14 Moore J	15 Miles D
<b>VANDY</b>	1 Edwards J	5 Nickel T	11 Hoggard A	30 Manon C	99 McGlockton D

Game Time	OKLA	Score	Diff	VANDY
20:00	7 FORSYTHE D substitution out			
20:00	35 TAYLOR JR. G substitution out			
20:00	2 GOODINE B substitution in			
20:00	14 MOORE J substitution in			
20:00				3 TANNER T substitution out
20:00				30 MANON C substitution in
19:50		<b>36-42</b>	<b>-6</b>	11 HOGGARD A 2pt FG in the paint, driving layup made (8)
19:37	10 GODWIN S 2pt FG in the paint, alleyoop made (2)	<b>38-42</b>	<b>-4</b>	
19:37	0 FEARS J assist (2)			
19:11				Timeout 30 Sec
19:06	0 FEARS J steal (2)			1 EDWARDS J turnover lost ball (2)
18:56	15 MILES D 3pt FG from turnover, jump shot made (9)	<b>41-42</b>	<b>-1</b>	
18:56	2 GOODINE B assist (1)			
18:28				5 NICKEL T 3pt FG , jump shot missed
18:26	0 FEARS J defensive rebound (3)			
18:21	2 GOODINE B 3pt FG fast break, jump shot made (4)	<b>44-42</b>	<b>2</b>	
18:21	0 FEARS J assist (3)			
18:05				1 EDWARDS J turnover out of bounds (3)
18:05				1 EDWARDS J substitution out
18:05				11 HOGGARD A substitution out
18:05				3 TANNER T substitution in
18:05				4 HUFFMAN G substitution in
17:45	0 FEARS J 2pt FG from turnover in the paint, layup made (11)	<b>46-42</b>	<b>4</b>	
17:45	10 GODWIN S assist (1)			
17:28				3 TANNER T turnover bad pass (1)
17:14	0 FEARS J foul drawn (3)			99 MCGLOCKTON D foul personal (3 - 1)
17:14				99 MCGLOCKTON D substitution out
17:14				22 CAREY J substitution in
17:09	2 GOODINE B 3pt FG from turnover, jump shot made (7)	<b>49-42</b>	<b>7</b>	
17:09	14 MOORE J assist (1)			
16:44				4 HUFFMAN G 2pt FG in the paint, layup missed
16:41	10 GODWIN S defensive rebound (2)			
16:32	14 MOORE J 3pt FG , jump shot made (7)	<b>52-42</b>	<b>10</b>	
16:32	15 MILES D assist (2)			
16:31				Timeout 30 Sec
16:31				30 MANON C substitution out
16:31				2 COLLINS M substitution in
16:10	15 MILES D foul personal (2 - 1)			2 COLLINS M foul drawn (2)
16:07				5 NICKEL T 3pt FG , jump shot missed
16:05	14 MOORE J defensive rebound (1)			
15:54	0 FEARS J turnover bad pass (3)			
15:54				4 HUFFMAN G substitution out
15:54				1 EDWARDS J substitution in



### Vanderbilt at Oklahoma

02/01/25 Lloyd Noble Center, Norman  
2024-25 Men's Basketball

Officials: Doug Shows, Wil Howard, Garrick Shannon

Game Time	OKLA	Score	Diff	VANDY
15:48				3 TANNER T 2pt FG from turnover in the paint, layup missed
15:45	10 GODWIN S defensive rebound (3)			
15:37	10 GODWIN S 2pt FG in the paint, dunk, made (4)	54-42	12	
15:37	15 MILES D assist (3)			
15:24	15 MILES D foul personal (3 - 2)			1 EDWARDS J foul drawn (3)
15:24	15 MILES D substitution out			
15:24	35 TAYLOR JR. G substitution in			
15:03				5 NICKEL T 2pt FG in the paint, layup missed
15:01				2 COLLINS M offensive rebound (6)
15:01				turnover shot clock (9)
15:01	10 GODWIN S substitution out			
15:01	5 WAGUE M substitution in			
15:01				2 COLLINS M substitution out
15:01				5 NICKEL T substitution out
15:01				11 HOGGARD A substitution in
15:01				99 MCGLOCKTON D substitution in
14:39	2 GOODINE B foul drawn (3)			1 EDWARDS J foul shooting (1 - 2)
14:39	2 GOODINE B free throw 1 - 2 missed			
14:39	offensive dead ball rebound (2)			
14:39	2 GOODINE B free throw 2 - 2 made (8)	55-42	13	
14:14				1 EDWARDS J 2pt FG in the paint, pull up jump shot missed
14:12	14 MOORE J defensive rebound (2)			
14:03	0 FEARS J 2pt FG in the paint, driving layup made (13)	57-42	15	
13:42				22 CAREY J 2pt FG in the paint, layup blocked
13:42	35 TAYLOR JR. G block (1)			
13:38	14 MOORE J defensive rebound (3)			
13:35	14 MOORE J turnover lost ball (3)			3 TANNER T steal (1)
13:32				3 TANNER T 2pt FG from turnover in the paint, layup missed
13:29	0 FEARS J defensive rebound (4)			
13:26	14 MOORE J foul drawn (3)			22 CAREY J foul personal (1 - 3)
13:26	2 GOODINE B substitution out			
13:26	14 MOORE J substitution out			
13:26	1 ELVIS K substitution in			
13:26	7 FORSYTHE D substitution in			
13:24	35 TAYLOR JR. G 2pt FG in the paint, layup made (2)	59-42	17	
13:24	1 ELVIS K assist (2)			
13:06		59-44	15	22 CAREY J 2pt FG in the paint, layup made (2)
13:06				11 HOGGARD A assist (4)
12:48	7 FORSYTHE D 3pt FG , pull up jump shot missed			
12:45				11 HOGGARD A defensive rebound (2)
12:39	7 FORSYTHE D steal (3)			11 HOGGARD A turnover bad pass (1)
12:39	jump ball situation			
12:39	5 WAGUE M substitution out			
12:39	45 NORTHWEATHER L substitution in			
12:39				11 HOGGARD A substitution out
12:39				30 MANON C substitution in
12:30	0 FEARS J turnover bad pass (4)			22 CAREY J steal (1)
12:21	7 FORSYTHE D foul shooting (1 - 3)			1 EDWARDS J foul drawn (4)
12:21		59-45	14	1 EDWARDS J free throw 1 - 2 made (15)



Vanderbilt at Oklahoma

02/01/25 Lloyd Noble Center, Norman  
2024-25 Men's Basketball

Officials: Doug Shows, Wil Howard, Garrick Shannon

Game Time	OKLA	Score	Diff	VANDY
12:21	0 FEARS J substitution out			
12:21	14 MOORE J substitution in			
12:21		<b>59-46</b>	<b>13</b>	1 EDWARDS J free throw 2 - 2 made (16)
12:12	1 ELVIS K turnover lost ball (4)			30 MANON C steal (3)
11:55		<b>59-48</b>	<b>11</b>	1 EDWARDS J 2pt FG from turnover in the paint, driving layup made (18)
11:39	14 MOORE J foul drawn (4)			1 EDWARDS J foul shooting (2 - 4)
11:39	Timeout media			
11:39	1 ELVIS K substitution out			
11:39	35 TAYLOR JR. G substitution out			
11:39	45 NORTHWEATHER L substitution out			
11:39	0 FEARS J substitution in			
11:39	2 GOODINE B substitution in			
11:39	10 GODWIN S substitution in			
11:39	14 MOORE J free throw 1 - 2 missed			
11:39	offensive dead ball rebound (3)			
11:39	14 MOORE J free throw 2 - 2 made (8)	<b>60-48</b>	<b>12</b>	
11:19				1 EDWARDS J 3pt FG , pull up jump shot missed
11:17				offensive rebound (16)
11:06		<b>60-50</b>	<b>10</b>	3 TANNER T 2pt FG second chance outside the paint, jump shot made (2)
11:06				22 CAREY J assist (1)
10:53	2 GOODINE B 2pt FG in the paint, layup blocked			
10:53				22 CAREY J block (1)
10:52	offensive rebound (27)			
10:39	14 MOORE J 3pt FG second chance, jump shot missed			
10:37	2 GOODINE B offensive rebound (2)			
10:35	0 FEARS J 3pt FG second chance, jump shot missed			
10:34				22 CAREY J defensive rebound (1)
10:34	10 GODWIN S foul personal (2 - 4)			22 CAREY J foul drawn (1)
10:20		<b>60-52</b>	<b>8</b>	3 TANNER T 2pt FG in the paint, dunk, made (4)
10:11	0 FEARS J foul drawn (4)			30 MANON C foul personal (3 - 5)
10:11	2 GOODINE B substitution out			
10:11	15 MILES D substitution in			
09:57	0 FEARS J 2pt FG in the paint, driving layup made (15)	<b>62-52</b>	<b>10</b>	
09:41				1 EDWARDS J 3pt FG , jump shot missed
09:38				3 TANNER T offensive rebound (1)
09:35				3 TANNER T 3pt FG second chance, jump shot missed
09:32	15 MILES D defensive rebound (3)			
09:25	7 FORSYTHE D 2pt FG in the paint, driving layup made (7)	<b>64-52</b>	<b>12</b>	
09:15		<b>64-54</b>	<b>10</b>	1 EDWARDS J 2pt FG in the paint, driving layup made (20)
09:15	10 GODWIN S foul shooting (3 - 5)			1 EDWARDS J foul drawn (5)
09:15				22 CAREY J substitution out
09:15				2 COLLINS M substitution in
09:15	10 GODWIN S substitution out			
09:15	45 NORTHWEATHER L substitution in			
09:15		<b>64-55</b>	<b>9</b>	1 EDWARDS J free throw 1 - 1 made (21)
09:15				1 EDWARDS J substitution out
09:15				11 HOGGARD A substitution in
09:04	14 MOORE J 3pt FG , jump shot made (11)	<b>67-55</b>	<b>12</b>	



**Vanderbilt at Oklahoma**

02/01/25 Lloyd Noble Center, Norman  
2024-25 Men's Basketball

**Game Time:** 2:30 PM  
**Game Duration:** 2:11  
**Attendance:** 8,336

**Officials:** Doug Shows, Wil Howard, Garrick Shannon

Game Time	OKLA	Score	Diff	VANDY
09:04	7 FORSYTHE D assist (2)			
08:55	0 FEARS J steal (3)			30 MANON C turnover lost ball (1)
08:54	7 FORSYTHE D foul offensive (2 - 6)			30 MANON C foul drawn (1)
08:54	7 FORSYTHE D turnover offensive (1)			
08:38		<b>67-57</b>	<b>10</b>	99 MCGLOCKTON D 2pt FG from turnover in the paint, layup made (18)
08:38				11 HOGGARD A assist (5)
08:38	0 FEARS J substitution out			
08:38	35 TAYLOR JR. G substitution in			
08:20	35 TAYLOR JR. G 3pt FG , jump shot made (5)	<b>70-57</b>	<b>13</b>	
08:20	15 MILES D assist (4)			
07:57				2 COLLINS M 3pt FG , jump shot missed
07:55	15 MILES D defensive rebound (4)			
07:45	7 FORSYTHE D foul drawn (1)			30 MANON C foul shooting (4 - 6)
07:45	Timeout media			
07:45				30 MANON C foul class A technical (5 - 7)
07:45	0 FEARS J foul class A technical (1 - 7)			
07:45	0 FEARS J turnover offensive (5)			
07:45				3 TANNER T substitution out
07:45				30 MANON C substitution out
07:45				99 MCGLOCKTON D substitution out
07:45				1 EDWARDS J substitution in
07:45				5 NICKEL T substitution in
07:45				22 CAREY J substitution in
07:45	7 FORSYTHE D free throw 1 - 2 made (8)	<b>71-57</b>	<b>14</b>	
07:45	7 FORSYTHE D free throw 2 - 2 missed			
07:45				2 COLLINS M defensive rebound (7)
07:24				1 EDWARDS J 3pt FG , jump shot missed
07:21	14 MOORE J defensive rebound (4)			
06:58	7 FORSYTHE D 3pt FG , jump shot missed			
06:56				1 EDWARDS J defensive rebound (2)
06:48				5 NICKEL T 3pt FG , jump shot missed
06:46				2 COLLINS M offensive rebound (8)
06:46	7 FORSYTHE D foul drawn (2)			2 COLLINS M foul offensive (1 - 8)
06:46				2 COLLINS M turnover offensive (2)
06:46	45 NORTHWEATHER L substitution out			
06:46	0 FEARS J substitution in			
06:31	14 MOORE J 2pt FG from turnover in the paint, layup made (13)	<b>73-57</b>	<b>16</b>	
06:31	14 MOORE J foul drawn (5)			22 CAREY J foul shooting (2 - 9)
06:31	14 MOORE J free throw 1 - 1 made (14)	<b>74-57</b>	<b>17</b>	
06:17	15 MILES D steal (1)			11 HOGGARD A turnover bad pass (2)
06:13	14 MOORE J 2pt FG from turnover in the paint, layup missed			
06:10	7 FORSYTHE D offensive rebound (3)			
06:10	7 FORSYTHE D 2pt FG from turnover second chance in the paint, tip-in layup missed			
06:09				2 COLLINS M defensive rebound (9)
06:05				1 EDWARDS J 3pt FG , jump shot missed
06:03	35 TAYLOR JR. G defensive rebound (5)			
05:57	0 FEARS J 2pt FG fast break in the paint, driving layup made (17)	<b>76-57</b>	<b>19</b>	



**Vanderbilt at Oklahoma**

02/01/25 Lloyd Noble Center, Norman  
2024-25 Men's Basketball

**Game Time:** 2:30 PM  
**Game Duration:** 2:11  
**Attendance:** 8,336

**Officials:** Doug Shows, Wil Howard, Garrick Shannon

Game Time	OKLA	Score	Diff	VANDY
05:37				22 CAREY J 3pt FG , jump shot missed
05:35	35 TAYLOR JR. G defensive rebound (6)			
05:27	0 FEARS J 2pt FG in the paint, layup missed			
05:25	0 FEARS J offensive rebound (5)			
05:15	35 TAYLOR JR. G 3pt FG second chance, jump shot missed			
05:12				1 EDWARDS J defensive rebound (3)
04:59				1 EDWARDS J 2pt FG in the paint, layup missed
04:56	35 TAYLOR JR. G defensive rebound (7)			
04:55	14 MOORE J foul drawn (6)			5 NICKEL T foul personal (2 - 10)
04:55				1 EDWARDS J substitution out
04:55				11 HOGGARD A substitution out
04:55				22 CAREY J substitution out
04:55				3 TANNER T substitution in
04:55				4 HUFFMAN G substitution in
04:55				99 MCGLOCKTON D substitution in
04:55	14 MOORE J free throw fast break 1 - 2 missed			
04:55	offensive dead ball rebound (4)			
04:55	14 MOORE J free throw fast break 2 - 2 made (15)	<b>77-57</b>	<b>20</b>	
04:39	14 MOORE J steal (1)			2 COLLINS M turnover bad pass (3)
04:35	14 MOORE J 2pt FG fast break from turnover in the paint, dunk, made (17)	<b>79-57</b>	<b>22</b>	
04:24		<b>79-59</b>	<b>20</b>	4 HUFFMAN G 2pt FG in the paint, floating jump shot made (2)
04:15	0 FEARS J 2pt FG in the paint, driving layup made (19)	<b>81-59</b>	<b>22</b>	
03:58		<b>81-62</b>	<b>19</b>	99 MCGLOCKTON D 3pt FG , jump shot made (21)
03:58				2 COLLINS M assist (1)
03:36	35 TAYLOR JR. G 2pt FG in the paint, layup made (7)	<b>83-62</b>	<b>21</b>	
03:36	0 FEARS J assist (4)			
03:20	0 FEARS J foul shooting (2 - 8)			2 COLLINS M foul drawn (3)
03:20	Timeout media			
03:20				5 NICKEL T substitution out
03:20				10 WILLIAMS J substitution in
03:20		<b>83-63</b>	<b>20</b>	2 COLLINS M free throw 1 - 3 made (1)
03:20				2 COLLINS M free throw 2 - 3 missed
03:20				offensive dead ball rebound (1)
03:20		<b>83-64</b>	<b>19</b>	2 COLLINS M free throw 3 - 3 made (2)
02:58	14 MOORE J 2pt FG in the paint, driving layup made (19)	<b>85-64</b>	<b>21</b>	
02:43				99 MCGLOCKTON D 3pt FG , jump shot missed
02:40	0 FEARS J defensive rebound (6)			
02:31	0 FEARS J 2pt FG in the paint, jump shot made (21)	<b>87-64</b>	<b>23</b>	
02:14				99 MCGLOCKTON D 2pt FG in the paint, layup missed
02:10				99 MCGLOCKTON D offensive rebound (3)
02:10				99 MCGLOCKTON D 2pt FG second chance in the paint, tip-in layup missed
02:09	35 TAYLOR JR. G defensive rebound (8)			
02:05	7 FORSYTHE D 3pt FG fast break, jump shot made (11)	<b>90-64</b>	<b>26</b>	
02:05	35 TAYLOR JR. G assist (2)			
01:58	7 FORSYTHE D foul shooting (3 - 9)			99 MCGLOCKTON D foul drawn (3)
01:58				99 MCGLOCKTON D free throw 1 - 2 missed
01:58				offensive dead ball rebound (2)
01:58		<b>90-65</b>	<b>25</b>	99 MCGLOCKTON D free throw 2 - 2 made (22)



### Vanderbilt at Oklahoma

02/01/25 Lloyd Noble Center, Norman  
2024-25 Men's Basketball

Officials: Doug Shows, Wil Howard, Garrick Shannon

Game Time	OKLA	Score	Diff	VANDY
01:58				99 MCGLOCKTON D substitution out
01:58				24 ROBERTS J substitution in
01:37	7 FORSYTHE D 2pt FG in the paint, driving layup made (13)	<b>92-65</b>	<b>27</b>	
01:34	7 FORSYTHE D foul drawn (3)			24 ROBERTS J foul shooting (3 - 11)
01:34	0 FEARS J substitution out			
01:34	1 ELVIS K substitution in			
01:34	7 FORSYTHE D free throw 1 - 1 made (14)	<b>93-65</b>	<b>28</b>	
01:34	14 MOORE J substitution out			
01:34	24 FREDSON-COLE J substitution in			
01:22				10 WILLIAMS J 2pt FG in the paint, layup missed
01:19	1 ELVIS K defensive rebound (3)			
01:14	15 MILES D 2pt FG in the paint, jump shot made (11)	<b>95-65</b>	<b>30</b>	
00:59	15 MILES D steal (2)			3 TANNER T turnover lost ball (2)
00:58	Timeout 30 Sec			
00:58	0 FEARS J substitution out			
00:58	7 FORSYTHE D substitution out			
00:58	15 MILES D substitution out			
00:58	1 ELVIS K substitution in			
00:58	30 MOSER J substitution in			
00:58	55 LOVELACE R substitution in			
00:40	24 FREDSON-COLE J 2pt FG from turnover outside the paint, jump shot made (2)	<b>97-65</b>	<b>32</b>	
00:28	24 FREDSON-COLE J foul shooting (1 - 10)			3 TANNER T foul drawn (1)
00:28		<b>97-66</b>	<b>31</b>	3 TANNER T free throw 1 - 2 made (5)
00:28		<b>97-67</b>	<b>30</b>	3 TANNER T free throw 2 - 2 made (6)
<b>END OF GAME</b>				
<b>OKLA 97-67 VANDY</b>				



Vanderbilt at Oklahoma

02/01/25 Lloyd Noble Center, Norman  
2024-25 Men's Basketball

Game Time: 2:30 PM  
Game Duration: 2:11  
Attendance: 8,336

Officials: Doug Shows, Wil Howard, Garrick Shannon

Vanderbilt - 27

NO.	Name	F	Min	FG			3P			FT			Rebounds			Fouls		TP	AS	TO	ST	Blocks		+/-
				M-A	M-A	M-A	M-A	M-A	OR	DR	TOT	PF	FD	BS	BA									
5	Tyler Nickel	F	09:24	0-4	0-3	0-0	0	0	0	1	0	0	0	0	0	0	0	0	0	0	0	0	0	-24
99	Devin McGlockton	F	12:59	2-5	1-2	1-2	1	0	1	1	1	6	0	0	0	0	0	0	0	0	0	0	0	-15
1	Jason Edwards	G	11:24	2-8	0-4	3-3	0	2	2	2	3	7	0	2	0	0	0	0	0	0	0	0	0	-11
11	A.J. Hoggard	G	08:37	1-1	0-0	0-0	0	1	1	0	0	2	2	2	2	0	0	0	0	0	0	0	0	-19
30	Chris Manon	G	08:23	0-0	0-0	0-0	0	0	0	3	1	0	0	0	1	1	0	0	0	0	0	0	0	-12
3	Tyler Tanner		15:15	2-5	0-1	2-2	1	0	1	0	1	6	0	2	1	0	0	0	0	0	0	0	0	-22
4	Grant Huffman		07:06	1-2	0-0	0-0	0	0	0	0	0	2	0	0	0	0	0	0	0	0	0	0	0	-19
22	Jaylen Carey		10:49	1-3	0-1	0-0	0	1	1	2	1	2	1	0	1	1	1	1	1	1	1	1	1	-12
2	MJ Collins		10:45	0-1	0-1	2-3	2	2	4	1	2	2	1	2	0	0	0	0	0	0	0	0	0	-22
10	Jordan Williams		03:20	0-1	0-0	0-0	0	0	0	0	0	0	0	0	0	0	0	0	0	0	0	0	0	-9
24	JaQualon "JQ" Roberts		01:58	0-0	0-0	0-0	0	0	0	1	0	0	0	0	0	0	0	0	0	0	0	0	0	-5
Team							1	0	1			0			1									
<b>Totals</b>				9-30	1-12	8-10	5	6	11	11	9	27	4	10	3	1	1			-34				

Shooting By Period		
2 <sup>nd</sup> FG%	9-30	30.0%
3PT%	1-12	8.3%
FT%	8-10	80%
GM FG%	9-30	30.0%
3PT%	1-12	8.3%
FT%	8-10	80.0%

Dead Ball Rebounds: 2, 0

Technical Fouls: Manon 2<sup>nd</sup> 7:45

Oklahoma - 61

NO.	Name	F	Min	FG			3P			FT			Rebounds			Fouls		TP	AS	TO	ST	Blocks		+/-
				M-A	M-A	M-A	M-A	M-A	OR	DR	TOT	PF	FD	BS	BA									
10	Sam Godwin	F	07:23	2-2	0-0	0-0	0	2	2	2	0	4	1	0	0	0	0	0	0	0	0	0	15	
14	Jalon Moore	F	17:21	5-7	2-3	3-5	0	4	4	0	4	15	1	1	1	0	0	0	0	0	0	0	32	
0	Jeremiah Fears	G	15:52	6-8	0-1	0-0	1	3	4	2	2	12	3	3	2	0	0	0	0	0	0	0	32	
2	Brycen Goodine	G	08:02	2-3	2-2	1-2	1	0	1	0	1	7	1	0	0	0	1	0	0	0	0	1	16	
15	Duke Miles	G	13:49	2-2	1-1	0-0	0	2	2	2	0	5	3	0	2	0	0	0	0	0	0	0	38	
35	Glenn Taylor Jr.		12:23	3-4	1-2	0-0	0	4	4	0	0	7	1	0	0	1	0	0	0	0	0	0	19	
5	Mohamed Wague		02:22	0-0	0-0	0-0	0	0	0	0	0	0	0	0	0	0	0	0	0	0	0	0	3	
1	Kobe Elvis		03:21	0-0	0-0	0-0	0	1	1	0	0	0	1	1	0	0	0	0	0	0	0	0	-3	
7	Dayton Forsythe		12:28	3-6	1-3	2-3	1	0	1	3	3	9	1	1	1	0	0	0	0	0	0	0	15	
45	Luke Northweather		03:29	0-0	0-0	0-0	0	0	0	0	0	0	0	0	0	0	0	0	0	0	0	0	0	
24	Jacolb Fredson-Cole		01:34	1-1	0-0	0-0	0	0	0	1	0	2	0	0	0	0	0	0	0	0	0	0	3	
30	Jake Moser		00:58	0-0	0-0	0-0	0	0	0	0	0	0	0	0	0	0	0	0	0	0	0	0	0	
55	Reid Lovelace		00:58	0-0	0-0	0-0	0	0	0	0	0	0	0	0	0	0	0	0	0	0	0	0	0	
Team							1	0	1			0			0									
<b>Totals</b>				24-33	7-12	6-10	4	16	20	10	10	61	12	6	6	1	1			34				

Shooting By Period		
2 <sup>nd</sup> FG%	24-33	72.7%
3PT%	7-12	58.3%
FT%	6-10	60%
GM FG%	24-33	72.7%
3PT%	7-12	58.3%
FT%	6-10	60.0%

Dead Ball Rebounds: 3, 0

Technical Fouls: Fears 2<sup>nd</sup> 7:45

	VANDY	OKLA
Biggest lead	6 (2 <sup>nd</sup> 19:50)	32 (2 <sup>nd</sup> 0:40)
Best Scoring Run	6 (2 <sup>nd</sup> 11:55)	23 (2 <sup>nd</sup> 13:24)
Lead Changes	1	
Times Tied	0	
Time with Lead	01:29	18:21

	VANDY	OKLA
Points from Turnovers	6	16
Paint	14	32
Second Chance	2	0
Fast Breaks	0	11
Bench	12	18

	Period by Period Scoring		
	1st	2nd	TOT
VANDY	40	27	67
OKLA	36	61	97

Game Notes: Est. Att. 5,241 ♦



### Vanderbilt at Oklahoma

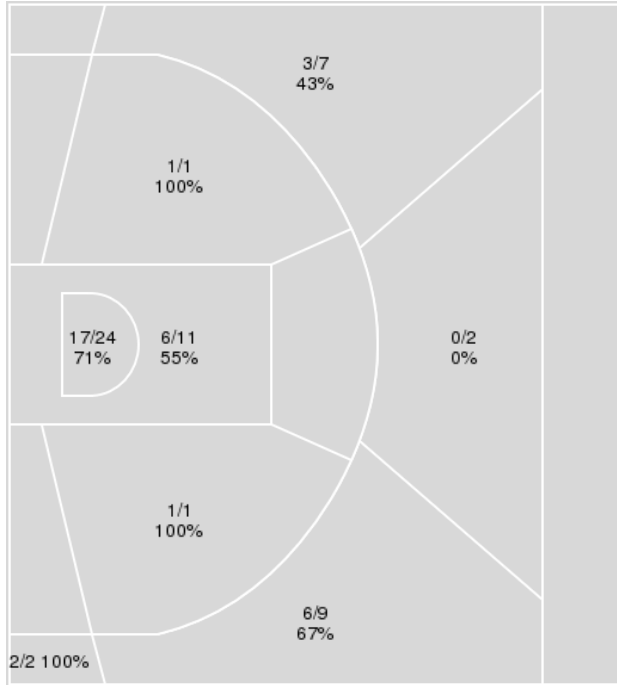
02/01/25 Lloyd Noble Center, Norman  
2024-25 Men's Basketball

Officials: Doug Shows, Wil Howard, Garrick Shannon

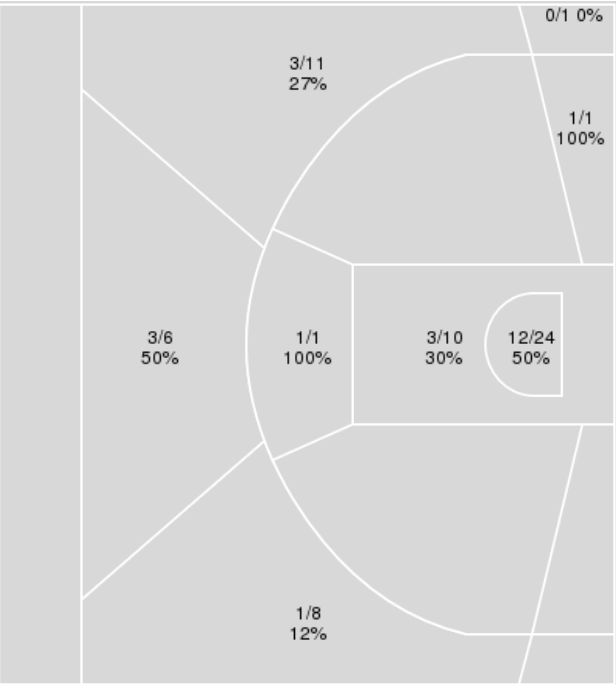
{ Players => All; } FG Types => All; Results => All;

{ Players => All; } FG Types => All; Results => All;

#### Oklahoma



#### Vanderbilt



Oklahoma	M/A	%
Field Goals	36/57	63
2 Points	25/37	68
3 Points	11/20	55
Free Throws	14/22	64

Vanderbilt	M/A	%
Field Goals	24/62	39
2 Points	17/36	47
3 Points	7/26	27
Free Throws	12/14	86





**Vanderbilt at Oklahoma**

02/01/25 Lloyd Noble Center, Norman  
2024-25 Men's Basketball

Officials: Doug Shows, Wil Howard, Garrick Shannon

**Vanderbilt**

No	Name	Mins		Score		Points Diff		Points per Min		Assists		Rebounds		Steals		Turnovers	
		On	Off	On	Off	On	Off	On	Off	On	Off	On	Off	On	Off	On	Off
1	Jason Edwards	26:36	13:24	53 - 54	14 - 43	-1	-29	1.99	1.04	9	2	22	2	9	0	7	8
2	MJ Collins	21:53	18:07	27 - 54	40 - 43	-27	-3	1.23	2.21	3	8	16	8	2	7	10	5
3	Tyler Tanner	24:51	15:09	36 - 66	31 - 31	-30	0	1.45	2.05	7	4	10	14	6	3	10	5
4	Grant Huffman	17:28	22:32	27 - 48	40 - 49	-21	-9	1.55	1.78	3	8	6	18	2	7	7	8
5	Tyler Nickel	22:33	17:27	31 - 58	36 - 39	-27	-3	1.37	2.06	6	5	14	10	2	7	11	4
10	Jordan Williams	03:20	36:40	5 - 14	62 - 83	-9	-21	1.50	1.69	0	11	1	23	0	9	1	14
11	A.J. Hoggard	18:31	21:29	33 - 40	34 - 57	-7	-23	1.78	1.58	7	4	14	10	5	4	8	7
22	Jaylen Carey	10:49	29:11	12 - 24	55 - 73	-12	-18	1.11	1.88	2	9	10	14	3	6	4	11
24	JaQualon "JQ" Roberts	10:03	29:57	8 - 28	59 - 69	-20	-10	0.80	1.97	1	10	3	21	1	8	3	12
30	Chris Manon	19:02	20:58	44 - 44	23 - 53	0	-30	2.31	1.10	7	4	9	15	7	2	5	10
99	Devin McGlockton	24:54	15:06	59 - 55	8 - 42	4	-34	2.37	0.53	10	1	15	9	8	1	9	6

**Oklahoma**

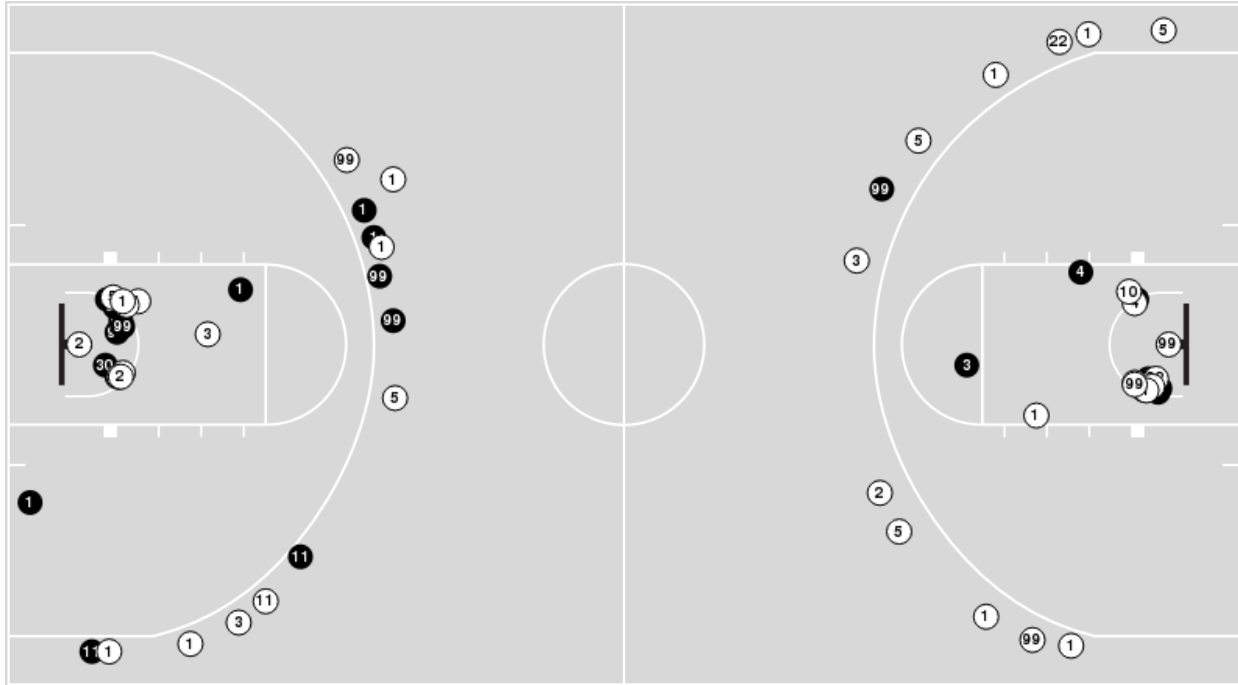
No	Name	Mins		Score		Points Diff		Points per Min		Assists		Rebounds		Steals		Turnovers	
		On	Off	On	Off	On	Off	On	Off	On	Off	On	Off	On	Off	On	Off
0	Jeremiah Fears	29:45	10:15	75 - 53	22 - 14	22	8	2.52	2.15	13	5	28	11	7	2	12	5
1	Kobe Elvis	14:40	25:20	25 - 24	72 - 43	1	29	1.70	2.84	5	13	13	26	4	5	8	9
2	Brycen Goodine	18:37	21:23	38 - 30	59 - 37	8	22	2.04	2.76	8	10	17	22	2	7	8	9
5	Mohamed Wague	08:16	31:44	11 - 13	86 - 54	-2	32	1.33	2.71	1	17	8	31	2	7	5	12
7	Dayton Forsythe	22:34	17:26	58 - 41	39 - 26	17	13	2.57	2.24	10	8	24	15	7	2	10	7
10	Sam Godwin	13:35	26:25	33 - 26	64 - 41	7	23	2.43	2.42	8	10	12	27	1	8	2	15
14	Jalon Moore	27:38	12:22	72 - 50	25 - 17	22	8	2.61	2.02	13	5	26	13	4	5	12	5
15	Duke Miles	27:02	12:58	82 - 44	15 - 23	38	-8	3.03	1.16	17	1	29	10	7	2	9	8
24	Jacob Fredson-Cole	01:34	38:26	4 - 2	93 - 65	2	28	2.55	2.42	0	18	1	38	1	8	0	17
30	Jake Moser	00:58	39:02	2 - 2	95 - 65	0	30	2.07	2.43	0	18	0	39	0	9	0	17
35	Glenn Taylor Jr.	23:00	17:00	56 - 30	41 - 37	26	4	2.43	2.41	8	10	26	13	7	2	9	8
45	Luke Northweather	11:23	28:37	27 - 18	70 - 49	9	21	2.37	2.45	7	11	11	28	3	6	10	7
55	Reid Lovelace	00:58	39:02	2 - 2	95 - 65	0	30	2.07	2.43	0	18	0	39	0	9	0	17



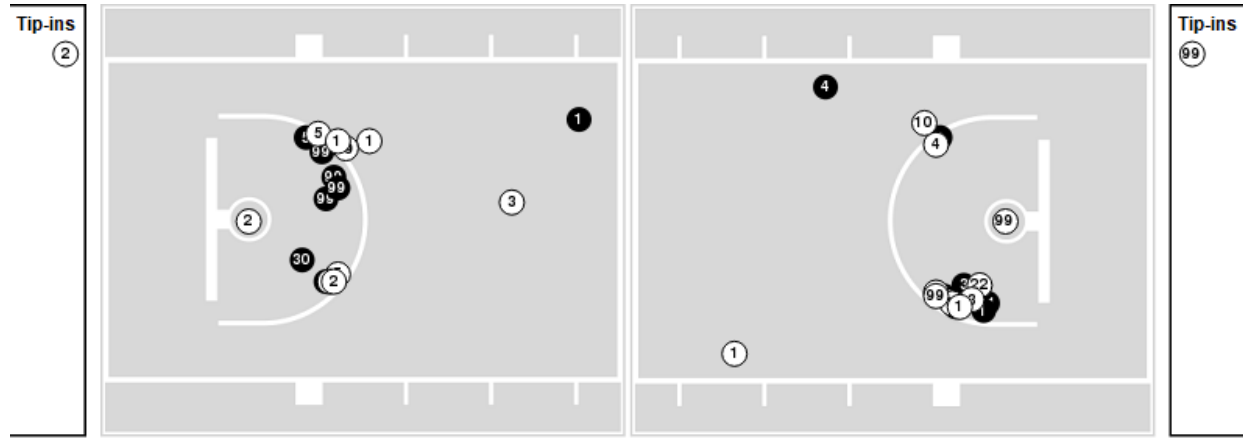
**Officials:** Doug Shows, Wil Howard, Garrick Shannon

Players => AllFG Types=>AllResults=>All  
**Vanderbilt**

**All Field Goals**



**Blow Up Chart**



● Made    ○ Missed    N - Player Number

Vanderbilt	M/A	%
Field Goals	24/62	39
2 Points	17/36	47
3 Points	7/26	27
Free Throws	12/14	86

Vanderbilt	M/A	%
Points in the Paint	30 (15 / 34)	44
Fast Break Points	6 (4/4)	100
Second Chance Points	5 (2/7)	29
Effective FG%	44	

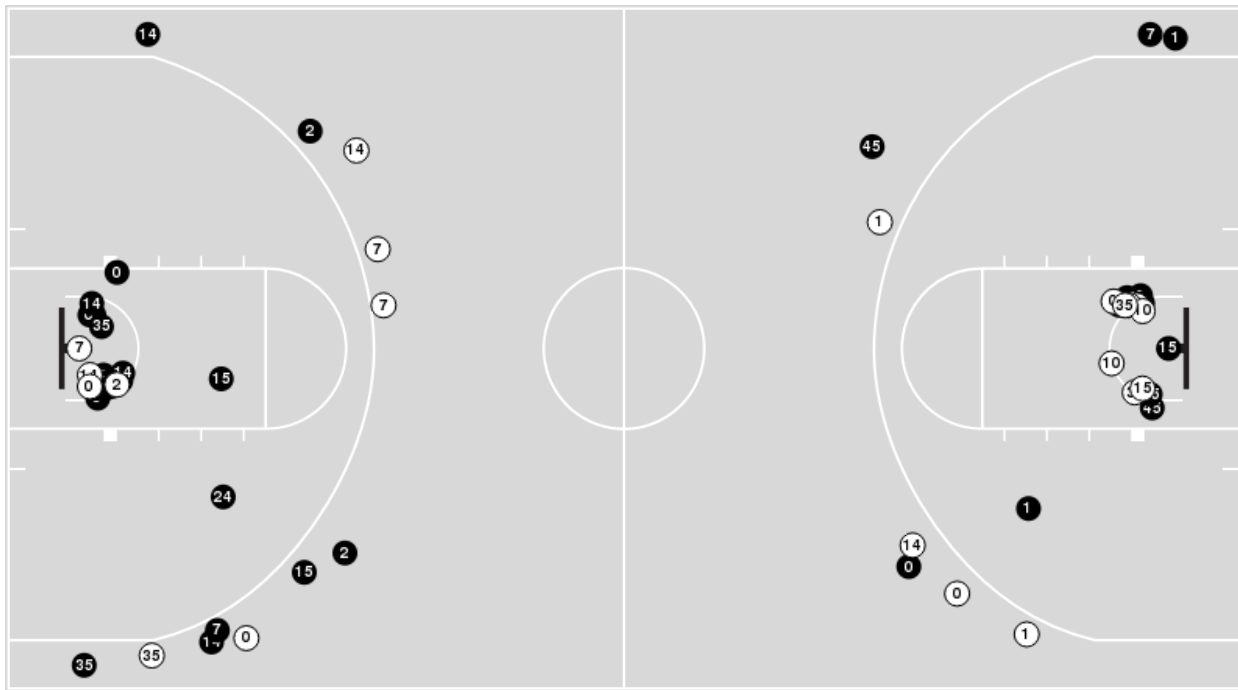


**Officials:** Doug Shows, Wil Howard, Garrick Shannon

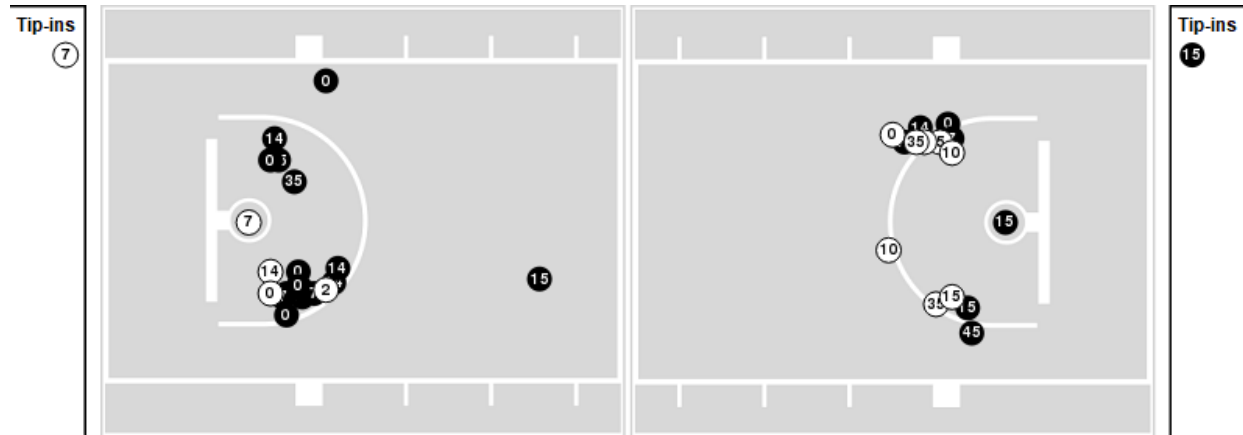
Players => AllFG Types=>AllResults=>All

**Oklahoma**

**All Field Goals**



**Blow Up Chart**



● Made    ○ Missed    N - Player Number

Oklahoma	M/A	%
Field Goals	36/57	63
2 Points	25/37	68
3 Points	11/20	55
Free Throws	14/22	64

Oklahoma	M/A	%
Points in the Paint	46 (23 / 35)	66
Fast Break Points	21 (11/13)	85
Second Chance Points	10 (5/11)	45
Effective FG%	73	



**Vanderbilt at Oklahoma**

02/01/25 Lloyd Noble Center, Norman  
2024-25 Men's Basketball

**Game Time:** 2:30 PM  
**Game Duration:** 2:11  
**Attendance:** 8,336

**Officials:** Doug Shows, Wil Howard, Garrick Shannon

**Vanderbilt**

Lineup	Quarter On	Time On	Quarter Off	Time Off	Time on Court	Score	Score Diff	Reb	Stl	Tov	Ass	PPP
1- Edwards J/ 5- Nickel T/ 11- Hoggard A/ 30- Manon C/ 99- McGlockton D/	1	20:00	1	18:41	01:19	5-1	4	1	0	0	1	2.5000
1- Edwards J/ 5- Nickel T/ 11- Hoggard A/ 24- Roberts J/ 30- Manon C/	1	18:41	1	17:41	01:00	3-4	-1	0	0	0	1	3.0000
1- Edwards J/ 5- Nickel T/ 11- Hoggard A/ 30- Manon C/ 99- McGlockton D/	1	17:41	1	16:12	01:29	5-3	2	0	1	0	1	1.6667
1- Edwards J/ 2- Collins M/ 4- Huffman G/ 30- Manon C/ 99- McGlockton D/	1	16:12	1	14:53	01:19	2-1	1	1	1	0	0	2.0000
1- Edwards J/ 2- Collins M/ 4- Huffman G/ 5- Nickel T/ 99- McGlockton D/	1	14:53	1	14:29	00:24	2-0	2	1	0	0	1	2.0000
2- Collins M/ 3- Tanner T/ 4- Huffman G/ 5- Nickel T/ 99- McGlockton D/	1	14:29	1	14:09	00:20	0-0	0	0	0	1	0	0.0000
2- Collins M/ 3- Tanner T/ 4- Huffman G/ 5- Nickel T/ 24- Roberts J/	1	14:09	1	12:31	01:38	0-2	-2	1	0	0	0	0.0000
1- Edwards J/ 3- Tanner T/ 4- Huffman G/ 5- Nickel T/ 24- Roberts J/	1	12:31	1	11:29	01:02	0-3	-3	0	0	0	0	0.0000
1- Edwards J/ 3- Tanner T/ 11- Hoggard A/ 30- Manon C/ 99- McGlockton D/	1	11:29	1	11:25	00:04	1-0	1	0	1	0	0	2.2727
1- Edwards J/ 3- Tanner T/ 4- Huffman G/ 30- Manon C/ 99- McGlockton D/	1	11:25	1	11:10	00:15	1-0	1	0	0	0	0	2.2727
1- Edwards J/ 4- Huffman G/ 11- Hoggard A/ 30- Manon C/ 99- McGlockton D/	1	11:10	1	10:32	00:38	4-0	4	0	1	0	0	2.0000
1- Edwards J/ 2- Collins M/ 4- Huffman G/ 30- Manon C/ 99- McGlockton D/	1	10:32	1	09:31	01:01	3-0	3	1	0	0	0	3.0000
1- Edwards J/ 2- Collins M/ 5- Nickel T/ 11- Hoggard A/ 99- McGlockton D/	1	09:31	1	08:05	01:26	2-4	-2	2	0	0	0	0.6667
1- Edwards J/ 2- Collins M/ 5- Nickel T/ 11- Hoggard A/ 24- Roberts J/	1	08:05	1	07:04	01:01	3-1	2	2	0	0	0	1.5000
2- Collins M/ 3- Tanner T/ 11- Hoggard A/ 24- Roberts J/ 30- Manon C/	1	07:04	1	06:10	00:54	0-2	-2	0	0	0	0	0.0000
1- Edwards J/ 3- Tanner T/ 11- Hoggard A/ 30- Manon C/ 99- McGlockton D/	1	06:10	1	05:07	01:03	2-0	2	2	1	1	1	1.0000
1- Edwards J/ 3- Tanner T/ 4- Huffman G/ 30- Manon C/ 99- McGlockton D/	1	05:07	1	03:30	01:37	3-6	-3	1	0	0	1	1.0000
2- Collins M/ 3- Tanner T/ 4- Huffman G/ 5- Nickel T/ 99- McGlockton D/	1	03:30	1	03:30	00:00	2-0	2	0	0	0	0	2.2727
2- Collins M/ 3- Tanner T/ 4- Huffman G/ 5- Nickel T/ 24- Roberts J/	1	03:30	1	02:14	01:16	0-2	-2	0	0	1	0	0.0000
2- Collins M/ 4- Huffman G/ 5- Nickel T/ 11- Hoggard A/ 99- McGlockton D/	1	02:14	1	02:05	00:09	0-0	0	0	0	1	0	0.0000
2- Collins M/ 3- Tanner T/ 4- Huffman G/ 5- Nickel T/ 24- Roberts J/	1	02:05	1	01:34	00:31	0-2	-2	0	0	1	0	0.0000
1- Edwards J/ 2- Collins M/ 3- Tanner T/ 5- Nickel T/ 24- Roberts J/	1	01:34	1	01:03	00:31	0-2	-2	0	1	0	0	0.0000
1- Edwards J/ 2- Collins M/ 5- Nickel T/ 11- Hoggard A/ 99- McGlockton D/	1	01:03	1	00:36	00:26	0-0	0	1	0	0	0	0.0000
1- Edwards J/ 2- Collins M/ 4- Huffman G/ 5- Nickel T/ 99- McGlockton D/	1	00:36	1	00:36	00:00	0-0	0	0	0	0	0	0.0000
1- Edwards J/ 2- Collins M/ 4- Huffman G/ 5- Nickel T/ 24- Roberts J/	1	00:36	1	00:24	00:12	0-3	-3	0	0	0	0	0.0000
1- Edwards J/ 3- Tanner T/ 5- Nickel T/ 11- Hoggard A/ 99- McGlockton D/	1	00:24	2	20:00	00:24	2-0	2	0	0	0	1	2.0000
1- Edwards J/ 5- Nickel T/ 11- Hoggard A/ 30- Manon C/ 99- McGlockton D/	2	20:00	2	18:05	01:55	2-8	-6	0	0	2	0	0.5000
3- Tanner T/ 4- Huffman G/ 5- Nickel T/ 30- Manon C/ 99- McGlockton D/	2	18:05	2	17:14	00:51	0-2	-2	0	0	1	0	0.0000
3- Tanner T/ 4- Huffman G/ 5- Nickel T/ 22- Carey J/ 30- Manon C/	2	17:14	2	16:31	00:43	0-6	-6	0	0	0	0	0.0000
2- Collins M/ 3- Tanner T/ 4- Huffman G/ 5- Nickel T/ 22- Carey J/	2	16:31	2	15:54	00:37	0-0	0	0	0	0	0	0.0000
1- Edwards J/ 2- Collins M/ 3- Tanner T/ 5- Nickel T/ 22- Carey J/	2	15:54	2	15:01	00:53	0-2	-2	1	0	1	0	0.0000
1- Edwards J/ 3- Tanner T/ 11- Hoggard A/ 22- Carey J/ 99- McGlockton D/	2	15:01	2	12:39	02:22	2-5	-3	1	1	1	1	0.4000
1- Edwards J/ 3- Tanner T/ 22- Carey J/ 30- Manon C/ 99- McGlockton D/	2	12:39	2	09:15	03:24	10-5	5	3	2	0	1	1.7007
1- Edwards J/ 2- Collins M/ 3- Tanner T/ 30- Manon C/ 99- McGlockton D/	2	09:15	2	09:15	00:00	1-0	1	0	0	0	0	2.2727
2- Collins M/ 3- Tanner T/ 11- Hoggard A/ 30- Manon C/ 99- McGlockton D/	2	09:15	2	07:45	01:30	2-6	-4	0	0	1	1	0.6667
1- Edwards J/ 2- Collins M/ 5- Nickel T/ 11- Hoggard A/ 22- Carey J/	2	07:45	2	04:55	02:50	0-6	-6	5	0	2	0	0.0000
2- Collins M/ 3- Tanner T/ 4- Huffman G/ 5- Nickel T/ 99- McGlockton D/	2	04:55	2	03:20	01:35	5-7	-2	0	0	1	1	1.6667
2- Collins M/ 3- Tanner T/ 4- Huffman G/ 10- Williams J/ 99- McGlockton D/	2	03:20	2	01:58	01:22	3-7	-4	1	0	0	0	0.7143
2- Collins M/ 3- Tanner T/ 4- Huffman G/ 10- Williams J/ 24- Roberts J/	2	01:58	2	00:00	01:58	2-7	-5	0	0	1	0	0.6944



**Vanderbilt at Oklahoma**

02/01/25 Lloyd Noble Center, Norman  
2024-25 Men's Basketball

**Game Time:** 2:30 PM  
**Game Duration:** 2:11  
**Attendance:** 8,336

**Officials:** Doug Shows, Wil Howard, Garrick Shannon

**Oklahoma**

Lineup	Quarter On	Time On	Quarter Off	Time Off	Time on Court	Score	Score Diff	Reb	Stl	Tov	Ass	PPP
0- Fears J/ 2- Goodine B/ 10- Godwin S/ 14- Moore J/ 15- Miles D/	1	20:00	1	17:41	02:19	5-8	-3	2	0	0	1	2.1552
0- Fears J/ 2- Goodine B/ 5- Wague M/ 14- Moore J/ 15- Miles D/	1	17:41	1	16:12	01:29	3-5	-2	1	0	1	0	1.2295
0- Fears J/ 1- Elvis K/ 2- Goodine B/ 5- Wague M/ 14- Moore J/	1	16:12	1	14:53	01:19	1-2	-1	0	0	1	0	0.5319
0- Fears J/ 1- Elvis K/ 2- Goodine B/ 5- Wague M/ 35- Taylor Jr. G/	1	14:53	1	14:29	00:24	0-2	-2	1	0	0	0	0.0000
0- Fears J/ 1- Elvis K/ 2- Goodine B/ 35- Taylor Jr. G/ 45- Northweather L/	1	14:29	1	13:49	00:40	0-0	0	0	0	1	0	0.0000
1- Elvis K/ 7- Forsythe D/ 15- Miles D/ 35- Taylor Jr. G/ 45- Northweather L/	1	13:49	1	12:31	01:18	2-0	2	3	0	0	1	1.0000
1- Elvis K/ 7- Forsythe D/ 14- Moore J/ 15- Miles D/ 45- Northweather L/	1	12:31	1	11:25	01:06	3-2	1	2	0	1	1	1.2295
0- Fears J/ 7- Forsythe D/ 14- Moore J/ 15- Miles D/ 45- Northweather L/	1	11:25	1	10:32	00:53	0-4	-4	0	0	2	0	0.0000
0- Fears J/ 7- Forsythe D/ 10- Godwin S/ 14- Moore J/ 15- Miles D/	1	10:32	1	09:31	01:01	0-3	-3	0	0	0	0	0.0000
0- Fears J/ 2- Goodine B/ 10- Godwin S/ 14- Moore J/ 15- Miles D/	1	09:31	1	09:31	00:00	1-0	1	0	0	0	0	2.2727
0- Fears J/ 2- Goodine B/ 10- Godwin S/ 14- Moore J/ 35- Taylor Jr. G/	1	09:31	1	08:37	00:54	2-2	0	1	0	1	0	0.8197
0- Fears J/ 1- Elvis K/ 2- Goodine B/ 10- Godwin S/ 35- Taylor Jr. G/	1	08:37	1	07:04	01:33	2-3	-1	2	0	0	0	1.0638
0- Fears J/ 1- Elvis K/ 2- Goodine B/ 5- Wague M/ 35- Taylor Jr. G/	1	07:04	1	05:48	01:16	2-0	2	1	1	1	0	0.6667
1- Elvis K/ 2- Goodine B/ 5- Wague M/ 7- Forsythe D/ 35- Taylor Jr. G/	1	05:48	1	05:07	00:41	0-2	-2	0	0	1	0	0.0000
1- Elvis K/ 5- Wague M/ 7- Forsythe D/ 15- Miles D/ 35- Taylor Jr. G/	1	05:07	1	04:22	00:45	0-0	0	2	0	0	0	0.0000
1- Elvis K/ 7- Forsythe D/ 15- Miles D/ 35- Taylor Jr. G/ 45- Northweather L/	1	04:22	1	03:30	00:52	6-3	3	0	0	0	2	3.0000
1- Elvis K/ 7- Forsythe D/ 14- Moore J/ 15- Miles D/ 45- Northweather L/	1	03:30	1	02:14	01:16	2-2	0	1	0	1	0	1.0000
1- Elvis K/ 7- Forsythe D/ 15- Miles D/ 35- Taylor Jr. G/ 45- Northweather L/	1	02:14	1	02:05	00:09	0-0	0	0	1	0	0	0.0000
0- Fears J/ 7- Forsythe D/ 15- Miles D/ 35- Taylor Jr. G/ 45- Northweather L/	1	02:05	1	00:24	01:40	7-0	7	3	1	1	1	1.5766
0- Fears J/ 7- Forsythe D/ 10- Godwin S/ 15- Miles D/ 35- Taylor Jr. G/	1	00:24	2	20:00	00:24	0-2	-2	0	0	0	0	0.0000
0- Fears J/ 2- Goodine B/ 10- Godwin S/ 14- Moore J/ 15- Miles D/	2	20:00	2	15:24	04:36	18-2	16	4	1	1	7	2.2500
0- Fears J/ 2- Goodine B/ 10- Godwin S/ 14- Moore J/ 35- Taylor Jr. G/	2	15:24	2	15:01	00:23	0-0	0	0	0	0	0	0.0000
0- Fears J/ 2- Goodine B/ 5- Wague M/ 14- Moore J/ 35- Taylor Jr. G/	2	15:01	2	13:26	01:35	3-0	3	3	0	1	0	1.0417
0- Fears J/ 1- Elvis K/ 5- Wague M/ 7- Forsythe D/ 35- Taylor Jr. G/	2	13:26	2	12:39	00:47	2-2	0	0	1	0	1	1.0000
0- Fears J/ 1- Elvis K/ 7- Forsythe D/ 35- Taylor Jr. G/ 45- Northweather L/	2	12:39	2	12:21	00:18	0-1	-1	0	0	1	0	0.0000
1- Elvis K/ 7- Forsythe D/ 14- Moore J/ 35- Taylor Jr. G/ 45- Northweather L/	2	12:21	2	11:39	00:42	0-3	-3	0	0	1	0	0.0000
0- Fears J/ 2- Goodine B/ 7- Forsythe D/ 10- Godwin S/ 14- Moore J/	2	11:39	2	10:11	01:28	1-4	-3	2	0	0	0	0.5319
0- Fears J/ 7- Forsythe D/ 10- Godwin S/ 14- Moore J/ 15- Miles D/	2	10:11	2	09:15	00:56	4-2	2	1	0	0	0	2.0000
0- Fears J/ 7- Forsythe D/ 14- Moore J/ 15- Miles D/ 45- Northweather L/	2	09:15	2	08:38	00:37	3-3	0	0	1	1	1	1.5000
7- Forsythe D/ 14- Moore J/ 15- Miles D/ 35- Taylor Jr. G/ 45- Northweather L/	2	08:38	2	06:46	01:52	4-0	4	2	0	1	1	1.0309
0- Fears J/ 7- Forsythe D/ 14- Moore J/ 15- Miles D/ 35- Taylor Jr. G/	2	06:46	2	01:34	05:12	21-8	13	7	2	0	2	1.7045
1- Elvis K/ 7- Forsythe D/ 15- Miles D/ 24- Fredson-Cole J/ 35- Taylor Jr. G/	2	01:34	2	01:34	00:00	1-0	1	0	0	0	0	2.2727
0- Fears J/ 7- Forsythe D/ 15- Miles D/ 24- Fredson-Cole J/ 35- Taylor Jr. G/	2	01:34	2	00:58	00:35	2-0	2	1	1	0	0	2.0000
1- Elvis K/ 24- Fredson-Cole J/ 30- Moser J/ 35- Taylor Jr. G/ 55- Lovelace R/	2	00:58	2	00:00	00:58	2-2	0	0	0	0	0	2.0000



### Vanderbilt at Oklahoma

02/01/25 Lloyd Noble Center, Norman  
2024-25 Men's Basketball

Game Time: 2:30 PM  
Game Duration: 2:11  
Attendance: 8,336

Officials: Doug Shows, Wil Howard, Garrick Shannon

#### Vanderbilt

Lineup	Time	Score	Score Diff	Pts/Min	Reb	Stl	Tov	Ass	PPP
1- Edwards J/ 5- Nickel T/ 11- Hoggard A/ 30- Manon C/ 99- McGlockton D/	04:43	12-12	0	2.5442	1	1	2	2	1.3333
2- Collins M/ 3- Tanner T/ 4- Huffman G/ 5- Nickel T/ 24- Roberts J/	03:25	0-6	-6	0.0000	1	0	2	0	0.0000
1- Edwards J/ 3- Tanner T/ 22- Carey J/ 30- Manon C/ 99- McGlockton D/	03:24	10-5	5	2.9412	3	2	0	1	1.7007
1- Edwards J/ 2- Collins M/ 5- Nickel T/ 11- Hoggard A/ 22- Carey J/	02:50	0-6	-6	0.0000	5	0	2	0	0.0000
1- Edwards J/ 3- Tanner T/ 11- Hoggard A/ 22- Carey J/ 99- McGlockton D/	02:22	2-5	-3	0.8451	1	1	1	1	0.4000
1- Edwards J/ 2- Collins M/ 4- Huffman G/ 30- Manon C/ 99- McGlockton D/	02:20	5-1	4	2.1429	2	1	0	0	2.5000
2- Collins M/ 3- Tanner T/ 4- Huffman G/ 10- Williams J/ 24- Roberts J/	01:58	2-7	-5	1.0169	0	0	1	0	0.6944
2- Collins M/ 3- Tanner T/ 4- Huffman G/ 5- Nickel T/ 99- McGlockton D/	01:55	7-7	0	3.6522	0	0	2	1	1.4344
1- Edwards J/ 2- Collins M/ 5- Nickel T/ 11- Hoggard A/ 99- McGlockton D/	01:52	2-4	-2	1.0676	3	0	0	0	0.5000
1- Edwards J/ 3- Tanner T/ 4- Huffman G/ 30- Manon C/ 99- McGlockton D/	01:52	4-6	-2	2.1429	1	0	0	1	1.1628
2- Collins M/ 3- Tanner T/ 11- Hoggard A/ 30- Manon C/ 99- McGlockton D/	01:30	2-6	-4	1.3333	0	0	1	1	0.6667
2- Collins M/ 3- Tanner T/ 4- Huffman G/ 10- Williams J/ 99- McGlockton D/	01:22	3-7	-4	2.1951	1	0	0	0	0.7143
1- Edwards J/ 3- Tanner T/ 11- Hoggard A/ 30- Manon C/ 99- McGlockton D/	01:07	3-0	3	2.6866	2	2	1	1	1.2295
1- Edwards J/ 3- Tanner T/ 4- Huffman G/ 5- Nickel T/ 24- Roberts J/	01:02	0-3	-3	0.0000	0	0	0	0	0.0000
1- Edwards J/ 2- Collins M/ 5- Nickel T/ 11- Hoggard A/ 24- Roberts J/	01:01	3-1	2	2.9508	2	0	0	0	1.5000
1- Edwards J/ 5- Nickel T/ 11- Hoggard A/ 24- Roberts J/ 30- Manon C/	01:00	3-4	-1	3.0000	0	0	0	1	3.0000
2- Collins M/ 3- Tanner T/ 11- Hoggard A/ 24- Roberts J/ 30- Manon C/	00:54	0-2	-2	0.0000	0	0	0	0	0.0000
1- Edwards J/ 2- Collins M/ 3- Tanner T/ 5- Nickel T/ 22- Carey J/	00:53	0-2	-2	0.0000	1	0	1	0	0.0000
3- Tanner T/ 4- Huffman G/ 5- Nickel T/ 30- Manon C/ 99- McGlockton D/	00:51	0-2	-2	0.0000	0	0	1	0	0.0000
3- Tanner T/ 4- Huffman G/ 5- Nickel T/ 22- Carey J/ 30- Manon C/	00:43	0-6	-6	0.0000	0	0	0	0	0.0000
1- Edwards J/ 4- Huffman G/ 11- Hoggard A/ 30- Manon C/ 99- McGlockton D/	00:38	4-0	4	6.3158	0	1	0	0	2.0000
2- Collins M/ 3- Tanner T/ 4- Huffman G/ 5- Nickel T/ 22- Carey J/	00:37	0-0	0	0.0000	0	0	0	0	0.0000
1- Edwards J/ 2- Collins M/ 3- Tanner T/ 5- Nickel T/ 24- Roberts J/	00:31	0-2	-2	0.0000	0	1	0	0	0.0000
1- Edwards J/ 3- Tanner T/ 5- Nickel T/ 11- Hoggard A/ 99- McGlockton D/	00:24	2-0	2	4.8780	0	0	0	1	2.0000
1- Edwards J/ 2- Collins M/ 4- Huffman G/ 5- Nickel T/ 99- McGlockton D/	00:24	2-0	2	5.0000	1	0	0	1	2.0000
1- Edwards J/ 2- Collins M/ 4- Huffman G/ 5- Nickel T/ 24- Roberts J/	00:12	0-3	-3	0.0000	0	0	0	0	0.0000
2- Collins M/ 4- Huffman G/ 5- Nickel T/ 11- Hoggard A/ 99- McGlockton D/	00:09	0-0	0	0.0000	0	0	1	0	0.0000
1- Edwards J/ 2- Collins M/ 3- Tanner T/ 30- Manon C/ 99- McGlockton D/	00:00	1-0	1	∞	0	0	0	0	2.2727



**Vanderbilt at Oklahoma**

02/01/25 Lloyd Noble Center, Norman  
2024-25 Men's Basketball

Officials: Doug Shows, Wil Howard, Garrick Shannon

**Oklahoma**

Lineup	Time	Score	Score Diff	Pts/Min	Reb	Stl	Tov	Ass	PPP
0- Fears J/ 2- Goodine B/ 10- Godwin S/ 14- Moore J/ 15- Miles D/	06:55	24-10	14	3.4699	6	1	1	8	2.2305
0- Fears J/ 7- Forsythe D/ 14- Moore J/ 15- Miles D/ 35- Taylor Jr. G/	05:12	21-8	13	4.0385	7	2	0	2	1.7045
1- Elvis K/ 7- Forsythe D/ 14- Moore J/ 15- Miles D/ 45- Northweather L/	02:22	5-4	1	2.1127	3	0	2	1	1.1261
1- Elvis K/ 7- Forsythe D/ 15- Miles D/ 35- Taylor Jr. G/ 45- Northweather L/	02:19	8-3	5	3.4532	3	1	0	3	2.0000
0- Fears J/ 7- Forsythe D/ 10- Godwin S/ 14- Moore J/ 15- Miles D/	01:57	4-5	-1	2.0513	1	0	0	0	1.3333
7- Forsythe D/ 14- Moore J/ 15- Miles D/ 35- Taylor Jr. G/ 45- Northweather L/	01:52	4-0	4	2.1429	2	0	1	1	1.0309
0- Fears J/ 7- Forsythe D/ 15- Miles D/ 35- Taylor Jr. G/ 45- Northweather L/	01:40	7-0	7	4.1833	3	1	1	1	1.5766
0- Fears J/ 1- Elvis K/ 2- Goodine B/ 5- Wague M/ 35- Taylor Jr. G/	01:40	2-2	0	1.2000	2	1	1	0	0.5000
0- Fears J/ 2- Goodine B/ 5- Wague M/ 14- Moore J/ 35- Taylor Jr. G/	01:35	3-0	3	1.8947	3	0	1	0	1.0417
0- Fears J/ 1- Elvis K/ 2- Goodine B/ 10- Godwin S/ 35- Taylor Jr. G/	01:33	2-3	-1	1.2903	2	0	0	0	1.0638
0- Fears J/ 7- Forsythe D/ 14- Moore J/ 15- Miles D/ 45- Northweather L/	01:30	3-7	-4	2.0000	0	1	3	1	0.7500
0- Fears J/ 2- Goodine B/ 5- Wague M/ 14- Moore J/ 15- Miles D/	01:29	3-5	-2	2.0225	1	0	1	0	1.2295
0- Fears J/ 2- Goodine B/ 7- Forsythe D/ 10- Godwin S/ 14- Moore J/	01:28	1-4	-3	0.6818	2	0	0	0	0.5319
0- Fears J/ 1- Elvis K/ 2- Goodine B/ 5- Wague M/ 14- Moore J/	01:19	1-2	-1	0.7595	0	0	1	0	0.5319
0- Fears J/ 2- Goodine B/ 10- Godwin S/ 14- Moore J/ 35- Taylor Jr. G/	01:17	2-2	0	1.5584	1	0	1	0	0.8197
1- Elvis K/ 24- Fredson-Cole J/ 30- Moser J/ 35- Taylor Jr. G/ 55- Lovelace R/	00:58	2-2	0	2.0654	0	0	0	0	2.0000
0- Fears J/ 1- Elvis K/ 5- Wague M/ 7- Forsythe D/ 35- Taylor Jr. G/	00:47	2-2	0	2.5532	0	1	0	1	1.0000
1- Elvis K/ 5- Wague M/ 7- Forsythe D/ 15- Miles D/ 35- Taylor Jr. G/	00:45	0-0	0	0.0000	2	0	0	0	0.0000
1- Elvis K/ 7- Forsythe D/ 14- Moore J/ 35- Taylor Jr. G/ 45- Northweather L/	00:42	0-3	-3	0.0000	0	0	1	0	0.0000
1- Elvis K/ 2- Goodine B/ 5- Wague M/ 7- Forsythe D/ 35- Taylor Jr. G/	00:41	0-2	-2	0.0000	0	0	1	0	0.0000
0- Fears J/ 1- Elvis K/ 2- Goodine B/ 35- Taylor Jr. G/ 45- Northweather L/	00:40	0-0	0	0.0000	0	0	1	0	0.0000
0- Fears J/ 7- Forsythe D/ 15- Miles D/ 24- Fredson-Cole J/ 35- Taylor Jr. G/	00:35	2-0	2	3.3426	1	1	0	0	2.0000
0- Fears J/ 7- Forsythe D/ 10- Godwin S/ 15- Miles D/ 35- Taylor Jr. G/	00:24	0-2	-2	0.0000	0	0	0	0	0.0000
0- Fears J/ 1- Elvis K/ 7- Forsythe D/ 35- Taylor Jr. G/ 45- Northweather L/	00:18	0-1	-1	0.0000	0	0	1	0	0.0000
1- Elvis K/ 7- Forsythe D/ 15- Miles D/ 24- Fredson-Cole J/ 35- Taylor Jr. G/	00:00	1-0	1	∞	0	0	0	0	2.2727