



Ole Miss at Vanderbilt

02/22/25 Memorial Gymnasium (Vanderbilt), Nashville, Tenn.
Vanderbilt vs. No. 24 Ole Miss

Game Time: 2:30 PM
Game Duration: 2:12
Attendance: 10,494

Officials: Doug Shows, Olandis Poole, Bharat Ramnanan

Ole Miss - 72

Record: 19-8 (8-6)

NO.	Name	Min	FG	3P	FT	Rebounds			Fouls		TP	AS	TO	ST	Blocks		+/-
			M-A	M-A	M-A	OR	DR	TOT	PF	FD					BS	BA	
0	Malik Dia	F 30:12	8-12	2-4	4-5	2	5	7	3	3	22	1	1	1	2	0	5
3	Sean Pedulla	G 37:07	7-14	3-8	4-4	2	4	6	4	4	21	4	5	1	0	1	-6
5	Jaylen Murray	G 32:41	4-13	2-8	0-0	1	2	3	2	2	10	5	1	2	0	1	4
11	Matthew Murrell	G 11:36	1-5	0-2	0-0	0	0	0	1	0	2	0	1	0	0	0	-15
14	Dre Davis	G 25:58	2-7	2-3	3-4	0	3	3	3	2	9	0	1	2	1	2	-4
1	Mikeal Brown-Jones	05:09	0-0	0-0	0-0	0	0	0	1	0	0	0	0	0	1	0	-5
4	Jaemyn Brakefield	25:30	3-6	0-2	2-2	2	4	6	3	3	8	0	1	0	0	1	-12
7	Davon Barnes	09:50	0-2	0-1	0-0	1	1	2	1	0	0	0	1	0	0	0	-12
8	Eduardo Klafke	21:57	0-1	0-0	0-0	0	0	0	3	0	0	1	0	2	2	1	20
Team						2	1	3			0		0				
Totals			25-60	9-28	13-15	10	20	30	21	14	72	11	11	8	6	6	-5

Shooting By Period		
1 st FG%	13-33	39.4%
3PT%	3-13	23.1%
FT%	4-5	80%
2 nd FG%	12-27	44.4%
3PT%	6-15	40.0%
FT%	9-10	90%
GM FG%	25-60	41.7%
3PT%	9-28	32.1%
FT%	13-15	86.7%

Dead Ball Rebounds: 1, 0

Technical Fouls::NONE

Vanderbilt - 77

Record: 18-9 (6-8)

NO.	Name	Min	FG	3P	FT	Rebounds			Fouls		TP	AS	TO	ST	Blocks		+/-
			M-A	M-A	M-A	OR	DR	TOT	PF	FD					BS	BA	
5	Tyler Nickel	F 25:58	4-7	3-6	2-2	1	2	3	2	1	13	2	0	0	1	0	2
99	Devin McGlockton	F 33:58	3-7	0-2	4-6	3	5	8	1	4	10	2	0	1	0	1	11
1	Jason Edwards	G 27:09	4-13	2-8	5-6	0	2	2	1	3	15	1	1	0	0	2	14
11	A.J. Hoggard	G 24:34	1-6	0-1	0-0	0	3	3	1	0	2	5	4	0	1	1	6
30	Chris Manon	G 21:17	4-5	2-2	6-8	1	6	7	3	5	16	1	3	4	3	0	3
4	Grant Huffman	13:53	0-1	0-0	1-2	1	1	2	1	3	1	2	0	2	0	1	9
22	Jaylen Carey	16:08	3-4	0-0	1-2	2	2	4	1	1	7	0	3	1	1	0	-12
2	MJ Collins	19:08	2-5	1-3	2-2	0	0	0	0	1	7	0	1	0	0	1	-6
3	Tyler Tanner	17:56	3-4	0-1	0-1	0	4	4	4	3	6	0	1	1	0	0	-2
Team						3	1	4			0		0				
Totals			24-52	8-23	21-29	11	26	37	14	21	77	13	13	9	6	6	5

Shooting By Period		
1 st FG%	13-30	43.3%
3PT%	6-16	37.5%
FT%	9-11	81.8%
2 nd FG%	11-22	50.0%
3PT%	2-7	28.6%
FT%	12-18	66.7%
GM FG%	24-52	46.2%
3PT%	8-23	34.8%
FT%	21-29	72.4%

Dead Ball Rebounds: 5, 0

Technical Fouls::NONE

	Ole	Vandy
Biggest lead	2 (2 nd 7:36)	19 (1 st 5:46)
Best Scoring Run	10 (1 st 1:02)	9 (2 nd 3:13)
Lead Changes	6	
Times Tied	1	
Time with Lead	03:30	35:37

Points from	Ole	Vandy
Turnovers	21	13
Paint	28	32
Second Chance	15	13
Fast Breaks	10	6
Bench	8	21

	Period by Period Scoring		
	1st	2nd	TOT
Ole	33	39	72
Vandy	41	36	77



Ole Miss at Vanderbilt

02/22/25 Memorial Gymnasium (Vanderbilt), Nashville, Tenn.
Vanderbilt vs. No. 24 Ole Miss

Game Time: 2:30 PM
Game Duration: 2:12
Attendance: 10,494

Officials: Doug Shows, Olandis Poole, Bharat Ramnanan

Period 1

Quarter Starters:

Vandy	1 Edwards J	5 Nickel T	11 Hoggard A	30 Manon C	99 McGlockton D
Ole	0 Dia M	3 Pedulla S	5 Murray J	11 Murrell M	14 Davis D

Game Time	Vandy	Score	Diff	Ole
20:00	99 MCGLOCKTON D jumpball won			0 DIA M jumpball lost
19:31	5 NICKEL T 3pt FG , jump shot made (3)	3-0	3	
19:31	30 MANON C assist (1)			
19:10				14 DAVIS D 3pt FG , jump shot missed
19:08	11 HOGGARD A defensive rebound (1)			
19:00	30 MANON C 3pt FG , jump shot made (3)	6-0	6	
19:00	11 HOGGARD A assist (1)			
18:41		6-2	4	0 DIA M 2pt FG in the paint, driving layup made (2)
18:26	jump ball situation			
18:26	11 HOGGARD A turnover lost ball (1)			14 DAVIS D steal (1)
18:10		6-4	2	11 MURRELL M 2pt FG from turnover in the paint, jump shot made (2)
18:10				3 PEDULLA S assist (1)
17:56	5 NICKEL T 3pt FG , jump shot missed			
17:54				3 PEDULLA S defensive rebound (1)
17:52	30 MANON C steal (1)			3 PEDULLA S turnover lost ball (1)
17:49	30 MANON C 2pt FG from turnover in the paint, driving layup missed			
17:45	5 NICKEL T offensive rebound (1)			
17:45	5 NICKEL T 2pt FG fast break from turnover second chance in the paint, tip-in layup made (5)	8-4	4	
17:33	30 MANON C foul drawn (1)			0 DIA M foul offensive (1 - 1)
17:33				0 DIA M turnover offensive (1)
17:33				0 DIA M substitution out
17:33				14 DAVIS D substitution out
17:33				1 BROWN-JONES M substitution in
17:33				4 BRAKEFIELD J substitution in
17:23	11 HOGGARD A 2pt FG from turnover outside the paint, turnaround jump shot missed			
17:21				3 PEDULLA S defensive rebound (2)
17:14				11 MURRELL M 3pt FG , jump shot missed
17:11	30 MANON C defensive rebound (1)			
17:04	99 MCGLOCKTON D 2pt FG in the paint, layup made (2)	10-4	6	
17:04	99 MCGLOCKTON D foul drawn (1)			5 MURRAY J foul shooting (1 - 2)
17:04				5 MURRAY J substitution out
17:04				7 BARNES D substitution in
17:04	99 MCGLOCKTON D free throw 1 - 1 made (3)	11-4	7	
17:04				11 MURRELL M substitution out
17:04				5 MURRAY J substitution in
16:42				5 MURRAY J 3pt FG , jump shot missed
16:40	30 MANON C defensive rebound (2)			
16:33	11 HOGGARD A 2pt FG in the paint, pull up jump shot made (2)	13-4	9	
16:13				7 BARNES D 3pt FG , jump shot missed
16:12	5 NICKEL T defensive rebound (2)			



Ole Miss at Vanderbilt

02/22/25 Memorial Gymnasium (Vanderbilt), Nashville, Tenn.
Vanderbilt vs. No. 24 Ole Miss

Game Time: 2:30 PM
Game Duration: 2:12
Attendance: 10,494

Officials: Doug Shows, Olandis Poole, Bharat Ramnanan

Game Time	Vandy	Score	Diff	Ole
16:05	1 EDWARDS J 3pt FG , jump shot missed			
16:03				5 MURRAY J defensive rebound (1)
15:59		13-6	7	5 MURRAY J 2pt FG fast break outside the paint, pull up jump shot made (2)
15:40	1 EDWARDS J 3pt FG , jump shot made (3)	16-6	10	
15:40	5 NICKEL T assist (1)			
15:10				5 MURRAY J 3pt FG , jump shot missed
15:07	30 MANON C defensive rebound (3)			
15:03	30 MANON C foul drawn (2)			5 MURRAY J foul shooting (2 - 3)
15:03	Timeout media			
15:03	5 NICKEL T substitution out			
15:03	11 HOGGARD A substitution out			
15:03	4 HUFFMAN G substitution in			
15:03	22 CAREY J substitution in			
15:03				4 BRAKEFIELD J substitution out
15:03				5 MURRAY J substitution out
15:03				0 DIA M substitution in
15:03				11 MURRELL M substitution in
15:03	30 MANON C free throw 1 - 2 made (4)	17-6	11	
15:03	30 MANON C free throw 2 - 2 made (5)	18-6	12	
14:36				7 BARNES D 2pt FG outside the paint, turnaround jump shot missed
14:34				7 BARNES D offensive rebound (1)
14:29				3 PEDULLA S 3pt FG second chance, jump shot missed
14:25	22 CAREY J defensive rebound (1)			
14:20	4 HUFFMAN G 2pt FG in the paint, layup blocked			
14:20				1 BROWN-JONES M block (1)
14:16	30 MANON C offensive rebound (4)			
14:15	99 MCGLOCKTON D 3pt FG second chance, jump shot missed			
14:12	4 HUFFMAN G offensive rebound (1)			
14:12	4 HUFFMAN G foul drawn (1)			1 BROWN-JONES M foul personal (1 - 4)
14:12	99 MCGLOCKTON D substitution out			
14:12	5 NICKEL T substitution in			
14:12				1 BROWN-JONES M substitution out
14:12				14 DAVIS D substitution in
13:54	1 EDWARDS J turnover lost ball (1)			
13:47	1 EDWARDS J substitution out			
13:47	11 HOGGARD A substitution in			
13:47				7 BARNES D substitution out
13:47				8 KLAFKE E substitution in
13:39		18-8	10	0 DIA M 2pt FG from turnover in the paint, driving layup made (4)
13:39	11 HOGGARD A foul shooting (1 - 1)			0 DIA M foul drawn (1)
13:39		18-9	9	0 DIA M free throw 1 - 1 made (5)
13:28	11 HOGGARD A 2pt FG in the paint, pull up jump shot missed			
13:25				3 PEDULLA S defensive rebound (3)
13:14				14 DAVIS D 2pt FG in the paint, jump shot blocked
13:14	30 MANON C block (1)			
13:10	4 HUFFMAN G defensive rebound (2)			
13:02	5 NICKEL T 3pt FG , jump shot made (8)	21-9	12	



Ole Miss at Vanderbilt

02/22/25 Memorial Gymnasium (Vanderbilt), Nashville, Tenn.
Vanderbilt vs. No. 24 Ole Miss

Game Time: 2:30 PM
Game Duration: 2:12
Attendance: 10,494

Officials: Doug Shows, Olandis Poole, Bharat Ramnanan

Game Time	Vandy	Score	Diff	Ole
13:02	11 HOGGARD A assist (2)			
12:46	4 HUFFMAN G steal (1)			11 MURRELL M turnover bad pass (1)
12:41	4 HUFFMAN G foul drawn (2)			11 MURRELL M foul shooting (1 - 5)
12:41	4 HUFFMAN G free throw fast break 1 - 2 missed			
12:41	offensive dead ball rebound (1)			
12:41	30 MANON C substitution out			
12:41	2 COLLINS M substitution in			
12:41				11 MURRELL M substitution out
12:41				14 DAVIS D substitution out
12:41				4 BRAKEFIELD J substitution in
12:41				5 MURRAY J substitution in
12:41	4 HUFFMAN G free throw fast break 2 - 2 made (1)	22-9	13	
12:32	4 HUFFMAN G steal (2)			5 MURRAY J turnover bad pass (1)
12:26	11 HOGGARD A 3pt FG from turnover, jump shot missed			
12:24				0 DIA M defensive rebound (1)
12:07				3 PEDULLA S 2pt FG in the paint, layup blocked
12:07	11 HOGGARD A block (1)			
12:04	11 HOGGARD A defensive rebound (2)			
11:56	5 NICKEL T 3pt FG , jump shot missed			
11:54				0 DIA M defensive rebound (2)
11:39				5 MURRAY J 3pt FG , jump shot missed
11:36	11 HOGGARD A defensive rebound (3)			
11:19	4 HUFFMAN G foul drawn (3)			3 PEDULLA S foul personal (1 - 6)
11:19	Timeout media			
11:19	4 HUFFMAN G substitution out			
11:19	5 NICKEL T substitution out			
11:19	3 TANNER T substitution in			
11:19	99 MCGLOCKTON D substitution in			
11:19				5 MURRAY J substitution out
11:19				7 BARNES D substitution in
11:08	3 TANNER T 2pt FG in the paint, driving layup made (2)	24-9	15	
10:45		24-11	13	3 PEDULLA S 2pt FG in the paint, driving layup made (2)
10:28	22 CAREY J foul drawn (1)			0 DIA M foul personal (2 - 7)
10:28	22 CAREY J free throw 1 - 2 missed			
10:28	offensive dead ball rebound (2)			
10:28	11 HOGGARD A substitution out			
10:28	1 EDWARDS J substitution in			
10:28				3 PEDULLA S substitution out
10:28				8 KLAFKE E substitution out
10:28				5 MURRAY J substitution in
10:28				14 DAVIS D substitution in
10:28	22 CAREY J free throw 2 - 2 made (1)	25-11	14	
10:13		25-13	12	4 BRAKEFIELD J 2pt FG in the paint, layup made (2)
09:54	22 CAREY J 2pt FG in the paint, jump shot missed			
09:48				7 BARNES D defensive rebound (2)
09:47				0 DIA M substitution out
09:47				11 MURRELL M substitution in
09:29				11 MURRELL M 3pt FG , jump shot missed
09:27	99 MCGLOCKTON D defensive rebound (1)			



Officials: Doug Shows, Olandis Poole, Bharat Ramnanan

Game Time	Vandy	Score	Diff	Ole
09:20	3 TANNER T 3pt FG , jump shot missed			
09:17				4 BRAKEFIELD J defensive rebound (1)
09:12	3 TANNER T foul personal (1 - 2)			5 MURRAY J foul drawn (1)
09:12	22 CAREY J substitution out			
09:12	5 NICKEL T substitution in			
08:59				4 BRAKEFIELD J 3pt FG , jump shot missed
08:53	3 TANNER T defensive rebound (1)			
08:41	2 COLLINS M 2pt FG in the paint, pull up jump shot made (2)	27-13	14	
08:41	5 NICKEL T assist (2)			
08:12	1 EDWARDS J foul shooting (1 - 3)			14 DAVIS D foul drawn (1)
08:12		27-14	13	14 DAVIS D free throw 1 - 2 made (1)
08:12				5 MURRAY J substitution out
08:12				3 PEDULLA S substitution in
08:12		27-15	12	14 DAVIS D free throw 2 - 2 made (2)
07:57	2 COLLINS M foul drawn (1)			4 BRAKEFIELD J foul personal (1 - 8)
07:57				Timeout media
07:57	2 COLLINS M 1&1 free throw 1 made (3)	28-15	13	
07:57	2 COLLINS M 1&1 free throw 2 made (4)	29-15	14	
07:38	5 NICKEL T foul personal (1 - 4)			4 BRAKEFIELD J foul drawn (1)
07:35				11 MURRELL M 2pt FG outside the paint, jump shot missed
07:33	99 MCGLOCKTON D defensive rebound (2)			
07:09	1 EDWARDS J 2pt FG outside the paint, turnaround jump shot missed			
07:06				4 BRAKEFIELD J defensive rebound (2)
07:00				11 MURRELL M 2pt FG in the paint, driving layup missed
06:58	99 MCGLOCKTON D defensive rebound (3)			
06:45	1 EDWARDS J 3pt FG , jump shot missed			
06:42	99 MCGLOCKTON D offensive rebound (4)			
06:40	3 TANNER T 2pt FG second chance in the paint, dunk, made (4)	31-15	16	
06:40	99 MCGLOCKTON D assist (1)			
06:11	3 TANNER T steal (1)			7 BARNES D turnover lost ball (1)
06:06	1 EDWARDS J 3pt FG from turnover, jump shot missed			
06:04				4 BRAKEFIELD J defensive rebound (3)
05:53	99 MCGLOCKTON D steal (1)			4 BRAKEFIELD J turnover lost ball (1)
05:46	2 COLLINS M 3pt FG fast break from turnover, jump shot made (7)	34-15	19	
05:44				Timeout 30 Sec
05:44	1 EDWARDS J substitution out			
05:44	2 COLLINS M substitution out			
05:44	5 NICKEL T substitution out			
05:44	11 HOGGARD A substitution in			
05:44	22 CAREY J substitution in			
05:44	30 MANON C substitution in			
05:44				4 BRAKEFIELD J substitution out
05:44				7 BARNES D substitution out
05:44				11 MURRELL M substitution out
05:44				0 DIA M substitution in
05:44				5 MURRAY J substitution in
05:44				8 KLAFKE E substitution in
05:30		34-17	17	3 PEDULLA S 2pt FG in the paint, driving layup made (4)



Official Basketball Play by Play - First Half
Ole Miss at Vanderbilt
 02/22/25 Memorial Gymnasium (Vanderbilt), Nashville, Tenn.
 Vanderbilt vs. No. 24 Ole Miss

Game Time: 2:30 PM
Game Duration: 2:12
Attendance: 10,494

Officials: Doug Shows, Olandis Poole, Bharat Ramnanan

Game Time	Vandy	Score	Diff	Ole
05:01	30 MANON C foul drawn (3)			14 DAVIS D foul personal (1 - 9)
05:01	3 TANNER T substitution out			
05:01	2 COLLINS M substitution in			
05:01	30 MANON C 1&1 free throw 1 made (6)	35-17	18	
05:01	30 MANON C 1&1 free throw 2 made (7)	36-17	19	
04:51		36-20	16	3 PEDULLA S 3pt FG , jump shot made (7)
04:51				5 MURRAY J assist (1)
04:38	22 CAREY J turnover bad pass (1)			0 DIA M steal (1)
04:33				14 DAVIS D substitution out
04:33				1 BROWN-JONES M substitution in
04:25				5 MURRAY J 2pt FG from turnover outside the paint, jump shot missed
04:19	22 CAREY J defensive rebound (2)			
04:04	22 CAREY J turnover lost ball (2)			8 KLAFKE E steal (1)
03:59		36-22	14	0 DIA M 2pt FG fast break from turnover in the paint, layup made (7)
03:59				5 MURRAY J assist (2)
03:34	99 MCGLOCKTON D 3pt FG , jump shot missed			
03:28	22 CAREY J offensive rebound (3)			
03:28	22 CAREY J 2pt FG second chance in the paint, tip-in layup made (3)	38-22	16	
03:21				5 MURRAY J 2pt FG outside the paint, jump shot blocked
03:21	30 MANON C block (2)			
03:17				0 DIA M offensive rebound (3)
03:03		38-25	13	0 DIA M 3pt FG second chance, jump shot made (10)
02:45	30 MANON C foul offensive (1 - 5)			3 PEDULLA S foul drawn (1)
02:45	30 MANON C turnover offensive (1)			
02:45	Timeout media			
02:45	11 HOGGARD A substitution out			
02:45	99 MCGLOCKTON D substitution out			
02:45	3 TANNER T substitution in			
02:45	5 NICKEL T substitution in			
02:45				0 DIA M substitution out
02:45				1 BROWN-JONES M substitution out
02:45				4 BRAKEFIELD J substitution in
02:45				14 DAVIS D substitution in
02:32				3 PEDULLA S 3pt FG from turnover, jump shot missed
02:29	30 MANON C defensive rebound (5)			
02:24	22 CAREY J turnover bad pass (3)			8 KLAFKE E steal (2)
02:14				8 KLAFKE E 2pt FG from turnover in the paint, layup blocked
02:14	22 CAREY J block (1)			
02:08				4 BRAKEFIELD J offensive rebound (4)
02:08		38-27	11	4 BRAKEFIELD J 2pt FG from turnover second chance in the paint, tip-in dunk made (4)
01:46	2 COLLINS M 3pt FG , jump shot missed			
01:44				5 MURRAY J defensive rebound (2)
01:38				14 DAVIS D 2pt FG in the paint, layup missed
01:33				4 BRAKEFIELD J offensive rebound (5)
01:33				4 BRAKEFIELD J 2pt FG second chance in the paint, jump shot blocked
01:33	5 NICKEL T block (1)			



Official Basketball Play by Play - First Half

Ole Miss at Vanderbilt

02/22/25 Memorial Gymnasium (Vanderbilt), Nashville, Tenn.
Vanderbilt vs. No. 24 Ole Miss

Game Time: 2:30 PM
Game Duration: 2:12
Attendance: 10,494

Officials: Doug Shows, Olandis Poole, Bharat Ramnanan

Game Time	Vandy	Score	Diff	Ole
01:29				5 MURRAY J offensive rebound (3)
01:29		38-30	8	3 PEDULLA S 3pt FG second chance, jump shot made (10)
01:29				5 MURRAY J assist (3)
01:06	30 MANON C turnover lost ball (2)			5 MURRAY J steal (1)
01:02		38-32	6	4 BRAKEFIELD J 2pt FG fast break from turnover in the paint, dunk, made (6)
01:02				3 PEDULLA S assist (2)
01:00	Timeout 30 Sec			
01:00	22 CAREY J substitution out			
01:00	30 MANON C substitution out			
01:00	1 EDWARDS J substitution in			
01:00	99 MCGLOCKTON D substitution in			
00:49	1 EDWARDS J 3pt FG , jump shot made (6)	41-32	9	
00:28	3 TANNER T foul shooting (2 - 6)			14 DAVIS D foul drawn (2)
00:28				14 DAVIS D free throw 1 - 2 missed
00:28				offensive dead ball rebound (1)
00:28		41-33	8	14 DAVIS D free throw 2 - 2 made (3)
00:28	3 TANNER T substitution out			
00:28	11 HOGGARD A substitution in			
00:28				5 MURRAY J substitution out
00:28				11 MURRELL M substitution in
00:04	11 HOGGARD A 2pt FG in the paint, jump shot missed			
00:04				14 DAVIS D defensive rebound (1)
END OF PERIOD				
Vandy 41-33 Ole				



Ole Miss at Vanderbilt

02/22/25 Memorial Gymnasium (Vanderbilt), Nashville, Tenn.
Vanderbilt vs. No. 24 Ole Miss

Game Time: 2:30 PM
Game Duration: 2:12
Attendance: 10,494

Officials: Doug Shows, Olandis Poole, Bharat Ramnanan

Ole Miss - 33

NO.	Name	F	Min	FG	3P	FT	Rebounds			Fouls		TP	AS	TO	ST	Blocks		+/-
				M-A	M-A	M-A	OR	DR	TOT	PF	FD					BS	BA	
0	Malik Dia	F	10:42	4-4	1-1	1-1	1	2	3	2	1	10	0	1	1	0	0	0
3	Sean Pedulla	G	17:44	4-7	2-4	0-0	0	3	3	1	1	10	2	1	0	0	1	-8
5	Jaylen Murray	G	13:50	1-6	0-3	0-0	1	2	3	2	1	2	3	1	1	0	1	1
11	Matthew Murrell	G	09:50	1-5	0-2	0-0	0	0	0	1	0	2	0	1	0	0	0	-16
14	Dre Davis	G	12:38	0-3	0-1	3-4	0	1	1	1	2	3	0	0	1	0	1	-2
1	Mikeal Brown-Jones		05:09	0-0	0-0	0-0	0	0	0	1	0	0	0	0	0	1	0	-5
4	Jaemyn Brakefield		12:12	3-5	0-1	0-0	2	3	5	1	1	6	0	1	0	0	1	-8
7	Davon Barnes		08:52	0-2	0-1	0-0	1	1	2	0	0	0	0	1	0	0	0	-12
8	Eduardo Klafke		09:03	0-1	0-0	0-0	0	0	0	0	0	0	0	0	2	0	1	10
Team							0	0	0			0						
Totals				13-33	3-13	4-5	5	12	17	9	6	33	5	6	5	1	5	-8

Shooting By Period		
1st FG%	13-33	39.4%
3PT%	3-13	23.1%
FT%	4-5	80%
GM FG%	13-33	39.4%
3PT%	3-13	23.1%
FT%	4-5	80.0%

Dead Ball Rebounds: 1, 0

Technical Fouls::NONE

Vanderbilt - 41

NO.	Name	F	Min	FG	3P	FT	Rebounds			Fouls		TP	AS	TO	ST	Blocks		+/-
				M-A	M-A	M-A	OR	DR	TOT	PF	FD					BS	BA	
5	Tyler Nickel	F	14:03	3-5	2-4	0-0	1	1	2	1	0	8	2	0	0	1	0	13
99	Devin McGlockton	F	15:22	1-3	0-2	1-1	1	3	4	0	1	3	1	0	1	0	0	14
1	Jason Edwards	G	11:57	2-6	2-5	0-0	0	0	0	1	0	6	0	1	0	0	0	20
11	A.J. Hoggard	G	11:44	1-5	0-1	0-0	0	3	3	1	0	2	2	1	0	1	0	5
30	Chris Manon	G	12:03	1-2	1-1	4-4	1	4	5	1	3	7	1	2	1	2	0	-1
4	Grant Huffman		03:44	0-1	0-0	1-2	1	1	2	0	3	1	0	0	2	0	1	3
22	Jaylen Carey		10:35	1-2	0-0	1-2	1	2	3	0	1	3	0	3	0	1	0	-11
2	MJ Collins		11:58	2-3	1-2	2-2	0	0	0	0	1	7	0	0	0	0	0	-2
3	Tyler Tanner		08:34	2-3	0-1	0-0	0	1	1	2	0	4	0	0	1	0	0	-1
Team							0	0	0			0						
Totals				13-30	6-16	9-11	5	15	20	6	9	41	6	7	5	5	1	8

Shooting By Period		
1st FG%	13-30	43.3%
3PT%	6-16	37.5%
FT%	9-11	81.8%
GM FG%	13-30	43.3%
3PT%	6-16	37.5%
FT%	9-11	81.8%

Dead Ball Rebounds: 2, 0

Technical Fouls::NONE

	Ole	Vandy
Biggest lead	0 (1 st 20:00)	19 (1 st 5:46)
Best Scoring Run	10(1 st 1:02)	7(1 st 16:33)
Lead Changes	0	
Times Tied	0	
Time with Lead	00:00	19:31

Points from	Ole	Vandy
Turnovers	11	6
Paint	18	14
Second Chance	8	6
Fast Breaks	6	6
Bench	6	15

	Period by Period Scoring		
	1st	2nd	TOT
Ole	33	39	72
Vandy	41	36	77



Officials: Doug Shows, Olandis Poole, Bharat Ramnanan

Period 2

Quarter Starters:

Vandy	1 Edwards J	5 Nickel T	11 Hoggard A	30 Manon C	99 McGlockton D
Ole	0 Dia M	3 Pedulla S	4 Brakefield J	5 Murray J	14 Davis D

Game Time	Vandy	Score	Diff	Ole
20:00	2 COLLINS M substitution out			
20:00	30 MANON C substitution in			
20:00				8 KLAFKE E substitution out
20:00				11 MURRELL M substitution out
20:00				0 DIA M substitution in
20:00				5 MURRAY J substitution in
19:38	30 MANON C 2pt FG in the paint, layup made (9)	43-33	10	
19:38	11 HOGGARD A assist (3)			
19:08		43-35	8	3 PEDULLA S 2pt FG in the paint, driving layup made (12)
18:50	30 MANON C foul offensive (2 - 1)			3 PEDULLA S foul drawn (2)
18:50	30 MANON C turnover offensive (3)			
18:38	jump ball situation			
18:26				14 DAVIS D 2pt FG from turnover in the paint, jump shot blocked
18:26	30 MANON C block (3)			
18:23	30 MANON C defensive rebound (6)			
18:15	1 EDWARDS J 3pt FG , jump shot missed			
18:13	99 MCGLOCKTON D offensive rebound (5)			
18:13	99 MCGLOCKTON D foul drawn (2)			4 BRAKEFIELD J foul shooting (2 - 1)
18:13	99 MCGLOCKTON D free throw 1 - 2 missed			
18:13	offensive dead ball rebound (3)			
18:13				14 DAVIS D substitution out
18:13				8 KLAFKE E substitution in
18:13	99 MCGLOCKTON D free throw 2 - 2 made (4)	44-35	9	
18:01		44-38	6	5 MURRAY J 3pt FG , jump shot made (5)
18:01				3 PEDULLA S assist (3)
17:43	99 MCGLOCKTON D 2pt FG in the paint, driving layup made (6)	46-38	8	
17:34		46-40	6	0 DIA M 2pt FG in the paint, alleyoop made (12)
17:34				5 MURRAY J assist (4)
17:16	11 HOGGARD A 2pt FG in the paint, driving layup blocked			
17:16				8 KLAFKE E block (1)
17:12				3 PEDULLA S defensive rebound (4)
17:08	30 MANON C foul shooting (3 - 2)			4 BRAKEFIELD J foul drawn (2)
17:08		46-41	5	4 BRAKEFIELD J free throw 1 - 2 made (7)
17:08	11 HOGGARD A substitution out			
17:08	30 MANON C substitution out			
17:08	2 COLLINS M substitution in			
17:08	4 HUFFMAN G substitution in			
17:08		46-42	4	4 BRAKEFIELD J free throw 2 - 2 made (8)
17:08				4 BRAKEFIELD J substitution out
17:08				14 DAVIS D substitution in
16:51	2 COLLINS M turnover travel (1)			
16:45		46-45	1	3 PEDULLA S 3pt FG from turnover, jump shot made (15)



Ole Miss at Vanderbilt

02/22/25 Memorial Gymnasium (Vanderbilt), Nashville, Tenn.
Vanderbilt vs. No. 24 Ole Miss

Game Time: 2:30 PM
Game Duration: 2:12
Attendance: 10,494

Officials: Doug Shows, Olandis Poole, Bharat Ramnanan

Game Time	Vandy	Score	Diff	Ole
16:15	1 EDWARDS J 3pt FG , jump shot blocked			
16:15				0 DIA M block (1)
16:13	offensive rebound (23)			
16:12	99 MCGLOCKTON D 2pt FG second chance outside the paint, jump shot blocked			
16:12				14 DAVIS D block (1)
16:09				14 DAVIS D defensive rebound (2)
16:08		46-47	-1	5 MURRAY J 2pt FG fast break in the paint, layup made (7)
15:48	5 NICKEL T 3pt FG , jump shot made (11)	49-47	2	
15:48	1 EDWARDS J assist (1)			
15:34				3 PEDULLA S 3pt FG , jump shot missed
15:31	defensive rebound (24)			
15:31	Timeout media			
15:31	99 MCGLOCKTON D substitution out			
15:31	22 CAREY J substitution in			
15:31				14 DAVIS D substitution out
15:31				4 BRAKEFIELD J substitution in
15:14	1 EDWARDS J 2pt FG in the paint, turnaround jump shot made (8)	51-47	4	
14:44		51-50	1	5 MURRAY J 3pt FG , jump shot made (10)
14:44				0 DIA M assist (1)
14:27	22 CAREY J 2pt FG in the paint, layup made (5)	53-50	3	
14:27	4 HUFFMAN G assist (1)			
14:12				3 PEDULLA S 2pt FG outside the paint, turnaround jump shot missed
14:07				0 DIA M offensive rebound (4)
14:07	22 CAREY J foul shooting (1 - 3)			0 DIA M foul drawn (2)
14:07		53-51	2	0 DIA M free throw 1 - 2 made (13)
14:07	5 NICKEL T substitution out			
14:07	99 MCGLOCKTON D substitution in			
14:07				5 MURRAY J substitution out
14:07				11 MURRELL M substitution in
14:07				0 DIA M free throw 2 - 2 missed
14:06	99 MCGLOCKTON D defensive rebound (6)			
13:40	1 EDWARDS J foul drawn (1)			4 BRAKEFIELD J foul shooting (3 - 2)
13:40	1 EDWARDS J free throw 1 - 2 made (9)	54-51	3	
13:40	1 EDWARDS J free throw 2 - 2 made (10)	55-51	4	
13:40				4 BRAKEFIELD J substitution out
13:40				14 DAVIS D substitution in
13:23		55-53	2	0 DIA M 2pt FG outside the paint, pull up jump shot made (15)
13:01	1 EDWARDS J 2pt FG in the paint, driving layup blocked			
13:01				8 KLAFKE E block (2)
12:58	offensive rebound (26)			
12:58				3 PEDULLA S substitution out
12:58				5 MURRAY J substitution in
12:57	1 EDWARDS J 2pt FG second chance in the paint, layup made (12)	57-53	4	
12:57	4 HUFFMAN G assist (2)			
12:37		57-56	1	14 DAVIS D 3pt FG , jump shot made (6)
12:37				5 MURRAY J assist (5)



Officials: Doug Shows, Olandis Poole, Bharat Ramnanan

Game Time	Vandy	Score	Diff	Ole
12:21	1 EDWARDS J foul drawn (2)			14 DAVIS D foul shooting (2 - 3)
12:21	1 EDWARDS J free throw 1 - 2 missed			
12:21	offensive dead ball rebound (4)			
12:21	4 HUFFMAN G substitution out			
12:21	3 TANNER T substitution in			
12:21				11 MURRELL M substitution out
12:21				3 PEDULLA S substitution in
12:21	1 EDWARDS J free throw 2 - 2 made (13)	58-56	2	
12:04				5 MURRAY J 3pt FG , jump shot missed
12:00				3 PEDULLA S offensive rebound (5)
11:56		58-59	-1	14 DAVIS D 3pt FG second chance, jump shot made (9)
11:56				3 PEDULLA S assist (4)
11:43	2 COLLINS M 2pt FG in the paint, dunk, blocked			
11:43				0 DIA M block (2)
11:39				14 DAVIS D defensive rebound (3)
11:32	22 CAREY J steal (1)			3 PEDULLA S turnover bad pass (2)
11:09	2 COLLINS M 3pt FG from turnover, jump shot missed			
11:06	22 CAREY J offensive rebound (4)			
11:05	22 CAREY J 2pt FG from turnover second chance in the paint, layup made (7)	60-59	1	
10:44				0 DIA M 2pt FG outside the paint, pull up jump shot missed
10:40	1 EDWARDS J defensive rebound (1)			
10:15	1 EDWARDS J 3pt FG , jump shot missed			
10:14				0 DIA M defensive rebound (5)
10:06				0 DIA M 2pt FG in the paint, jump shot missed
10:03	1 EDWARDS J defensive rebound (2)			
10:00	1 EDWARDS J 2pt FG in the paint, driving layup missed			
09:58				defensive rebound (24)
09:58	Timeout media			
09:58	2 COLLINS M substitution out			
09:58	22 CAREY J substitution out			
09:58	5 NICKEL T substitution in			
09:58	11 HOGGARD A substitution in			
09:41	3 TANNER T foul drawn (1)			14 DAVIS D foul offensive (3 - 4)
09:41				14 DAVIS D turnover offensive (1)
09:40				8 KLAFKE E substitution out
09:40				7 BARNES D substitution in
09:24	99 MCGLOCKTON D 2pt FG from turnover in the paint, layup missed			
09:22	offensive rebound (30)			
09:22				14 DAVIS D substitution out
09:22				4 BRAKEFIELD J substitution in
09:22	3 TANNER T substitution out			
09:22	30 MANON C substitution in			
09:21	99 MCGLOCKTON D 2pt FG from turnover second chance in the paint, dunk, made (8)	62-59	3	
09:21	11 HOGGARD A assist (4)			
08:57	5 NICKEL T foul shooting (2 - 4)			0 DIA M foul drawn (3)
08:57		62-60	2	0 DIA M free throw 1 - 2 made (16)
08:57		62-61	1	0 DIA M free throw 2 - 2 made (17)



Ole Miss at Vanderbilt

02/22/25 Memorial Gymnasium (Vanderbilt), Nashville, Tenn.

Vanderbilt vs. No. 24 Ole Miss

Game Time: 2:30 PM

Game Duration: 2:12

Attendance: 10,494

Officials: Doug Shows, Olandis Poole, Bharat Ramnanan

Game Time	Vandy	Score	Diff	Ole
08:42	30 MANON C foul drawn (4)			7 BARNES D foul shooting (1 - 5)
08:42	30 MANON C free throw 1 - 2 missed			
08:42	offensive dead ball rebound (5)			
08:42				7 BARNES D substitution out
08:42				8 KLAFKE E substitution in
08:42	1 EDWARDS J substitution out			
08:42	3 TANNER T substitution in			
08:42	30 MANON C free throw 2 - 2 missed			
08:41				0 DIA M defensive rebound (6)
08:18	30 MANON C steal (2)			3 PEDULLA S turnover bad pass (3)
08:03	11 HOGGARD A turnover lost ball (2)			5 MURRAY J steal (2)
07:58				3 PEDULLA S 3pt FG from turnover, jump shot missed
07:55				3 PEDULLA S offensive rebound (6)
07:36		62-64	-2	0 DIA M 3pt FG from turnover second chance, jump shot made (20)
07:36				8 KLAFKE E assist (1)
07:12	3 TANNER T foul drawn (2)			8 KLAFKE E foul personal (1 - 6)
07:12	Timeout media			
07:12	30 MANON C substitution out			
07:12	1 EDWARDS J substitution in			
07:04	3 TANNER T foul drawn (3)			8 KLAFKE E foul personal (2 - 7)
07:04	3 TANNER T 1&1 free throw 1 missed			
07:03				4 BRAKEFIELD J defensive rebound (6)
06:38				5 MURRAY J 3pt FG , jump shot missed
06:36	99 MCGLOCKTON D defensive rebound (7)			
06:10	5 NICKEL T 3pt FG , jump shot missed			
06:08	99 MCGLOCKTON D offensive rebound (8)			
06:06	99 MCGLOCKTON D foul drawn (3)			3 PEDULLA S foul personal (2 - 8)
06:06	3 TANNER T substitution out			
06:06	4 HUFFMAN G substitution in			
06:06				8 KLAFKE E substitution out
06:06				14 DAVIS D substitution in
06:06	99 MCGLOCKTON D 1&1 free throw 1 missed			
06:05				0 DIA M defensive rebound (7)
05:35				14 DAVIS D 2pt FG in the paint, turnaround jump shot missed
05:32	5 NICKEL T defensive rebound (3)			
05:17	1 EDWARDS J foul drawn (3)			0 DIA M foul personal (3 - 9)
05:17	5 NICKEL T substitution out			
05:17	30 MANON C substitution in			
05:17	1 EDWARDS J 1&1 free throw 1 made (14)	63-64	-1	
05:17	1 EDWARDS J 1&1 free throw 2 made (15)	64-64	0	
05:02	30 MANON C steal (3)			3 PEDULLA S turnover lost ball (4)
04:53	30 MANON C 3pt FG from turnover, jump shot made (12)	67-64	3	
04:53	11 HOGGARD A assist (5)			
04:31				5 MURRAY J 3pt FG , jump shot missed
04:24				offensive rebound (29)
04:24	1 EDWARDS J substitution out			
04:24	3 TANNER T substitution in			
04:12				5 MURRAY J 2pt FG second chance in the paint, jump shot missed



Officials: Doug Shows, Olandis Poole, Bharat Ramnanan

Game Time	Vandy	Score	Diff	Ole
04:09	30 MANON C defensive rebound (7)			
03:50	30 MANON C 2pt FG in the paint, dunk, made (14)	69-64	5	
03:50	99 MCGLOCKTON D assist (2)			
03:47				Timeout 30 Sec
03:47				Timeout media
03:33				0 DIA M 3pt FG , jump shot missed
03:27	3 TANNER T defensive rebound (2)			
03:13	3 TANNER T 2pt FG in the paint, driving layup made (6)	71-64	7	
02:47	3 TANNER T foul personal (3 - 5)			4 BRAKEFIELD J foul drawn (3)
02:47				Timeout media
02:45	3 TANNER T foul personal (4 - 6)			5 MURRAY J foul drawn (2)
02:43				0 DIA M 3pt FG , jump shot missed
02:40	3 TANNER T defensive rebound (3)			
02:24	Timeout 30 Sec			
02:24	30 MANON C substitution out			
02:24	1 EDWARDS J substitution in			
02:24	5 NICKEL T substitution in			
02:24	3 TANNER T substitution out			
02:22	11 HOGGARD A turnover bad pass (3)			3 PEDULLA S steal (1)
02:22	1 EDWARDS J substitution out			
02:22	5 NICKEL T substitution out			
02:22	3 TANNER T substitution in			
02:22	30 MANON C substitution in			
02:20		71-66	5	0 DIA M 2pt FG from turnover in the paint, driving layup made (22)
01:58	30 MANON C foul drawn (5)			3 PEDULLA S foul shooting (3 - 10)
01:58	30 MANON C free throw 1 - 2 made (15)	72-66	6	
01:58	30 MANON C free throw 2 - 2 made (16)	73-66	7	
01:45	99 MCGLOCKTON D foul personal (1 - 7)			3 PEDULLA S foul drawn (3)
01:45	4 HUFFMAN G substitution out			
01:45	30 MANON C substitution out			
01:45	1 EDWARDS J substitution in			
01:45	5 NICKEL T substitution in			
01:45		73-67	6	3 PEDULLA S 1&1 free throw 1 made (16)
01:45		73-68	5	3 PEDULLA S 1&1 free throw 2 made (17)
01:45				14 DAVIS D substitution out
01:45				8 KLAFKE E substitution in
01:39	11 HOGGARD A turnover lost ball (4)			
01:33	1 EDWARDS J substitution out			
01:33	5 NICKEL T substitution out			
01:33	4 HUFFMAN G substitution in			
01:33	30 MANON C substitution in			
01:32	30 MANON C steal (4)			3 PEDULLA S turnover bad pass (5)
01:17	Timeout 30 Sec			
01:17	4 HUFFMAN G substitution out			
01:17	30 MANON C substitution out			
01:17	1 EDWARDS J substitution in			
01:17	5 NICKEL T substitution in			
01:17				4 BRAKEFIELD J substitution out



Ole Miss at Vanderbilt

02/22/25 Memorial Gymnasium (Vanderbilt), Nashville, Tenn.
Vanderbilt vs. No. 24 Ole Miss

Game Time: 2:30 PM
Game Duration: 2:12
Attendance: 10,494

Officials: Doug Shows, Olandis Poole, Bharat Ramnanan

Game Time	Vandy	Score	Diff	Ole
01:17				14 DAVIS D substitution in
01:07	3 TANNER T turnover lost ball (1)			14 DAVIS D steal (2)
01:02		73-70	3	3 PEDULLA S 2pt FG fast break from turnover in the paint, driving layup made (19)
01:01				Timeout 60 Sec
01:01	3 TANNER T substitution out			
01:01	4 HUFFMAN G substitution in			
00:34	5 NICKEL T foul drawn (1)			3 PEDULLA S foul shooting (4 - 11)
00:34	5 NICKEL T free throw 1 - 2 made (12)	74-70	4	
00:34	1 EDWARDS J substitution out			
00:34	3 TANNER T substitution in			
00:34	5 NICKEL T free throw 2 - 2 made (13)	75-70	5	
00:34	5 NICKEL T substitution out			
00:34	30 MANON C substitution in			
00:29	4 HUFFMAN G foul personal (1 - 8)			3 PEDULLA S foul drawn (4)
00:29	3 TANNER T substitution out			
00:29	30 MANON C substitution out			
00:29	1 EDWARDS J substitution in			
00:29	5 NICKEL T substitution in			
00:29		75-71	4	3 PEDULLA S 1&1 free throw 1 made (20)
00:29		75-72	3	3 PEDULLA S 1&1 free throw 2 made (21)
00:29				0 DIA M substitution out
00:29				4 BRAKEFIELD J substitution in
00:21	99 MCGLOCKTON D foul drawn (4)			8 KLAFKE E foul personal (3 - 12)
00:21	99 MCGLOCKTON D free throw 1 - 2 made (9)	76-72	4	
00:21	1 EDWARDS J substitution out			
00:21	4 HUFFMAN G substitution out			
00:21	3 TANNER T substitution in			
00:21	30 MANON C substitution in			
00:21	99 MCGLOCKTON D free throw 2 - 2 made (10)	77-72	5	
00:10				4 BRAKEFIELD J 3pt FG , jump shot missed
00:05				offensive rebound (30)
00:05				Timeout 30 Sec
00:05	5 NICKEL T substitution out			
00:05	4 HUFFMAN G substitution in			
00:02				3 PEDULLA S 3pt FG second chance, jump shot missed
00:02	3 TANNER T defensive rebound (4)			
END OF GAME				
Vandy 77-72 Ole				



Ole Miss at Vanderbilt

02/22/25 Memorial Gymnasium (Vanderbilt), Nashville, Tenn.
Vanderbilt vs. No. 24 Ole Miss

Game Time: 2:30 PM
Game Duration: 2:12
Attendance: 10,494

Officials: Doug Shows, Olandis Poole, Bharat Ramnanan

Ole Miss - 39

NO.	Name	F	Min	FG	3P	FT	Rebounds			Fouls		TP	AS	TO	ST	Blocks		+/-
				M-A	M-A	M-A	OR	DR	TOT	PF	FD					BS	BA	
0	Malik Dia	F	19:30	4-8	1-3	3-4	1	3	4	1	2	12	1	0	0	2	0	5
3	Sean Pedulla	G	19:23	3-7	1-4	4-4	2	1	3	3	3	11	2	4	1	0	0	2
5	Jaylen Murray	G	18:51	3-7	2-5	0-0	0	0	0	0	1	8	2	0	1	0	0	3
11	Matthew Murrell	G	01:46	0-0	0-0	0-0	0	0	0	0	0	0	0	0	0	0	0	1
14	Dre Davis	G	13:20	2-4	2-2	0-0	0	2	2	2	0	6	0	1	1	1	1	-2
8	Eduardo Klafke		12:54	0-0	0-0	0-0	0	0	0	3	0	0	1	0	0	2	0	10
4	Jaemyn Brakefield		13:18	0-1	0-1	2-2	0	1	1	2	2	2	0	0	0	0	0	-4
7	Davon Barnes		00:58	0-0	0-0	0-0	0	0	0	1	0	0	0	0	0	0	0	0
Team							2	1	3			0		0				
Totals				12-27	6-15	9-10	5	8	13	12	8	39	6	5	3	5	1	3

Shooting By Period		
2 nd FG%	12-27	44.4%
3PT%	6-15	40.0%
FT%	9-10	90%
GM FG%	12-27	44.4%
3PT%	6-15	40.0%
FT%	9-10	90.0%

Dead Ball Rebounds: 0, 0

Technical Fouls::NONE

Vanderbilt - 36

NO.	Name	F	Min	FG	3P	FT	Rebounds			Fouls		TP	AS	TO	ST	Blocks		+/-
				M-A	M-A	M-A	OR	DR	TOT	PF	FD					BS	BA	
5	Tyler Nickel	F	11:55	1-2	1-2	2-2	0	1	1	1	1	5	0	0	0	0	0	-11
99	Devin McGlockton	F	18:36	2-4	0-0	3-5	2	2	4	1	3	7	1	0	0	0	1	-3
1	Jason Edwards	G	15:12	2-7	0-3	5-6	0	2	2	0	3	9	1	0	0	0	2	-6
11	A.J. Hoggard	G	12:50	0-1	0-0	0-0	0	0	0	0	0	0	3	3	0	0	1	1
30	Chris Manon	G	09:14	3-3	1-1	2-4	0	2	2	2	2	9	0	1	3	1	0	4
2	MJ Collins		07:10	0-2	0-1	0-0	0	0	0	0	0	0	0	1	0	0	1	-4
4	Grant Huffman		10:09	0-0	0-0	0-0	0	0	0	1	0	0	2	0	0	0	0	6
22	Jaylen Carey		05:33	2-2	0-0	0-0	1	0	1	1	0	4	0	0	1	0	0	-1
3	Tyler Tanner		09:22	1-1	0-0	0-1	0	3	3	2	3	2	0	1	0	0	0	-1
Team							3	1	4			0		0				
Totals				11-22	2-7	12-18	6	11	17	8	12	36	7	6	4	1	5	-3

Shooting By Period		
2 nd FG%	11-22	50.0%
3PT%	2-7	28.6%
FT%	12-18	66.7%
GM FG%	11-22	50.0%
3PT%	2-7	28.6%
FT%	12-18	66.7%

Dead Ball Rebounds: 3, 0

Technical Fouls::NONE

	Ole	Vandy
Biggest lead	2 (2 nd 7:36)	10 (2 nd 19:38)
Best Scoring Run	9(2 nd 16:08)	9(2 nd 3:13)
Lead Changes	6	
Times Tied	1	
Time with Lead	03:30	15:44

Points from	Ole	Vandy
Turnovers	10	7
Paint	10	18
Second Chance	7	7
Fast Breaks	4	0
Bench	2	6

	Period by Period Scoring		
	1st	2nd	TOT
Ole	33	39	72
Vandy	41	36	77



Ole Miss at Vanderbilt

02/22/25 Memorial Gymnasium (Vanderbilt), Nashville, Tenn.
 Vanderbilt vs. No. 24 Ole Miss

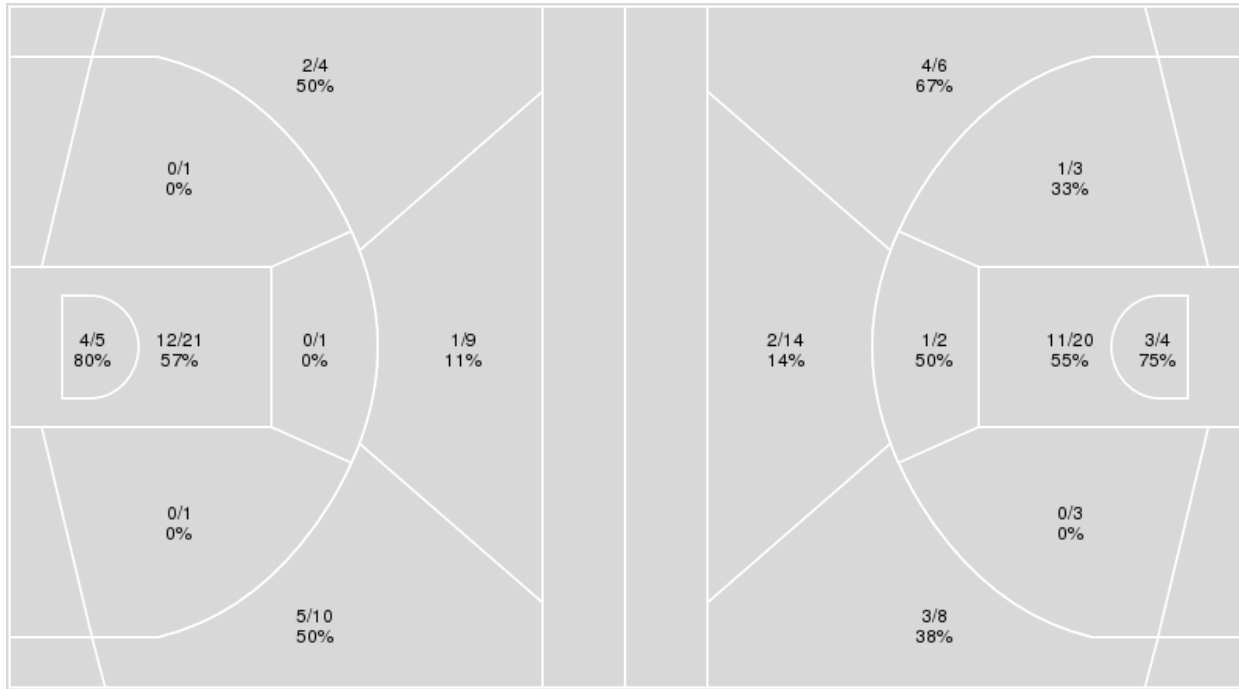
Game Time: 2:30 PM
Game Duration: 2:12
Attendance: 10,494

Officials: Doug Shows, Olandis Poole, Bharat Ramnanan

{ Players => 0, 1, 2, 3, 4, 5, 7, 10, 11, 12, 15, 21, 22, 24, 25, 30, 33, 99; } { Players => 0, 1, 3, 4, 5, 6, 7, 8, 10, 11, 14, 21, 22, 31, 55; } FG Types
 } FG Types => All; Results => All; } => All; Results => All;

Vanderbilt

Ole Miss



Vanderbilt	M/A	%
Field Goals	24/52	46
2 Points	16/29	55
3 Points	8/23	35
Free Throws	21/29	72

Ole Miss	M/A	%
Field Goals	25/60	42
2 Points	16/32	50
3 Points	9/28	32
Free Throws	13/15	87



Ole Miss at Vanderbilt

02/22/25 Memorial Gymnasium (Vanderbilt), Nashville, Tenn.
Vanderbilt vs. No. 24 Ole Miss

Officials: Doug Shows, Olandis Poole, Bharat Ramnanan

Ole Miss

No	Name	Mins		Score		Points Diff		Points per Min		Assists		Rebounds		Steals		Turnovers	
		On	Off	On	Off	On	Off	On	Off	On	Off	On	Off	On	Off	On	Off
0	Malik Dia	30:12	09:48	60 - 55	12 - 22	5	-10	1.99	1.22	9	2	19	11	6	2	9	2
1	Mikeal Brown-Jones	05:09	34:51	7 - 12	65 - 65	-5	0	1.36	1.87	1	10	4	26	1	7	0	11
3	Sean Pedulla	37:07	02:53	66 - 72	6 - 5	-6	1	1.78	2.08	10	1	28	2	8	0	11	0
4	Jaemyn Brakefield	25:30	14:30	38 - 50	34 - 27	-12	7	1.49	2.34	6	5	21	9	4	4	6	5
5	Jaylen Murray	32:41	07:19	64 - 60	8 - 17	4	-9	1.96	1.09	11	0	25	5	8	0	8	3
7	Davon Barnes	09:50	30:10	10 - 22	62 - 55	-12	7	1.02	2.06	0	11	6	24	0	8	2	9
8	Eduardo Klafke	21:57	18:03	54 - 34	18 - 43	20	-25	2.46	1.00	10	1	20	10	6	2	6	5
11	Matthew Murrell	11:36	28:24	14 - 29	58 - 48	-15	10	1.21	2.04	2	9	8	22	1	7	5	6
14	Dre Davis	25:58	14:02	47 - 51	25 - 26	-4	-1	1.81	1.78	6	5	19	11	6	2	8	3

Vanderbilt

No	Name	Mins		Score		Points Diff		Points per Min		Assists		Rebounds		Steals		Turnovers	
		On	Off	On	Off	On	Off	On	Off	On	Off	On	Off	On	Off	On	Off
1	Jason Edwards	27:09	12:52	59 - 45	18 - 27	14	-9	2.17	1.40	11	2	27	10	5	4	7	6
2	MJ Collins	19:08	20:52	34 - 40	43 - 32	-6	11	1.78	2.06	5	8	17	20	4	5	6	7
3	Tyler Tanner	17:56	22:04	26 - 28	51 - 44	-2	7	1.45	2.31	3	10	16	21	5	4	5	8
4	Grant Huffman	13:53	26:07	31 - 22	46 - 50	9	-4	2.23	1.76	6	7	15	22	4	5	3	10
5	Tyler Nickel	25:58	14:02	50 - 48	27 - 24	2	3	1.93	1.92	10	3	22	15	6	3	10	3
11	A.J. Hoggard	24:34	15:26	48 - 42	29 - 30	6	-1	1.95	1.88	8	5	21	16	6	3	9	4
22	Jaylen Carey	16:08	23:52	24 - 36	53 - 36	-12	17	1.49	2.22	3	10	15	22	3	6	6	7
30	Chris Manon	21:17	18:44	44 - 41	33 - 31	3	2	2.07	1.76	8	5	19	18	5	4	9	4
99	Devin McGlockton	33:58	06:02	69 - 58	8 - 14	11	-6	2.03	1.33	11	2	33	4	7	2	10	3

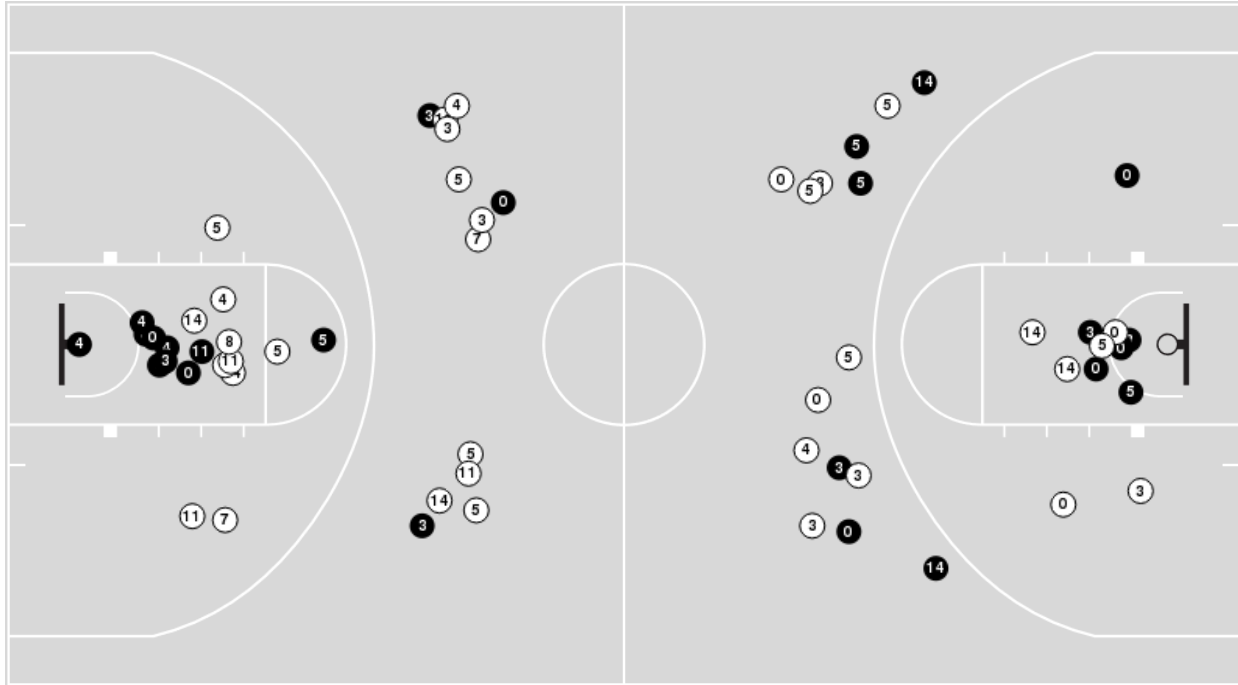


Officials: Doug Shows, Olandis Poole, Bharat Ramnanan

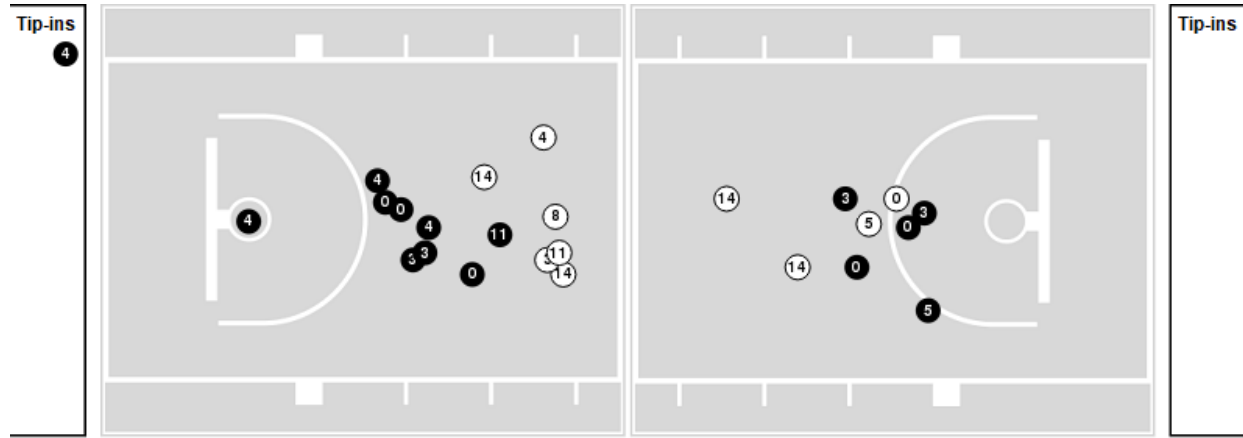
Players => 0, 1, 3, 4, 5, 6, 7, 8, 10, 11, 14, 21, 22, 31, 55FG Types=>AllResults=>All

Ole Miss

All Field Goals



Blow Up Chart



● Made ○ Missed N - Player Number

Ole Miss	M/A	%
Field Goals	25/60	42
2 Points	16/32	50
3 Points	9/28	32
Free Throws	13/15	87

Ole Miss	M/A	%
Points in the Paint	28 (14 / 24)	58
Fast Break Points	10 (5/5)	100
Second Chance Points	15 (6/11)	55
Effective FG%	49	

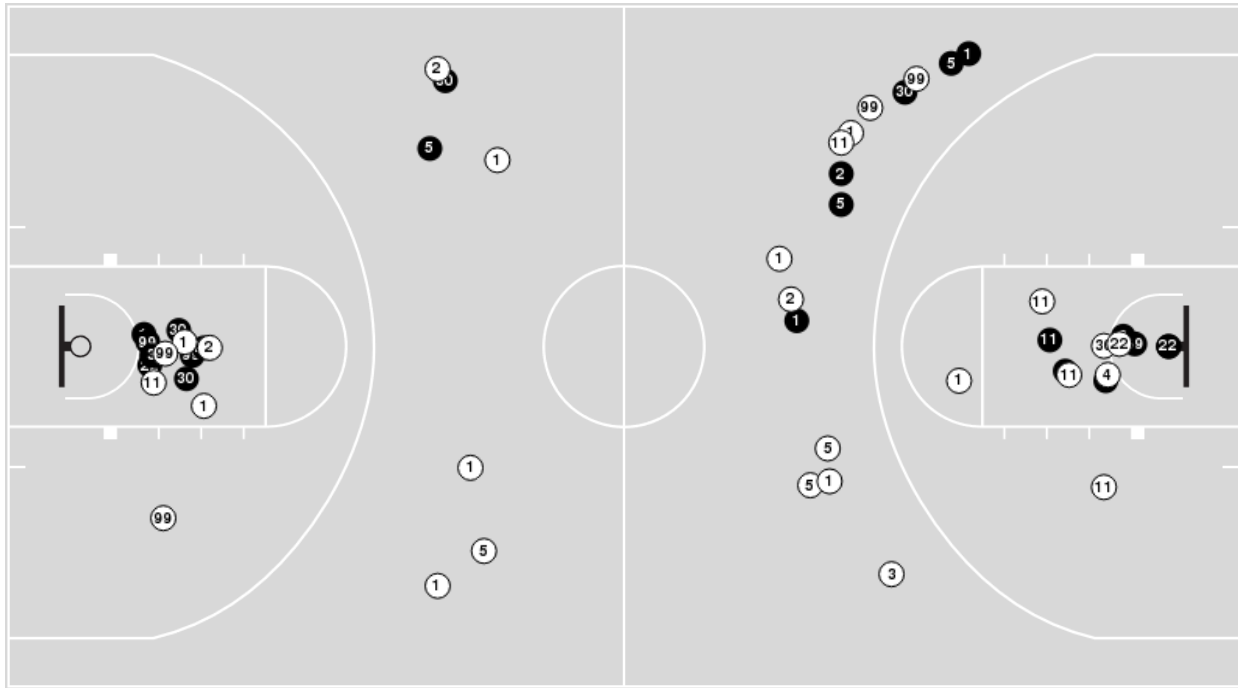


Officials: Doug Shows, Olandis Poole, Bharat Ramnanan

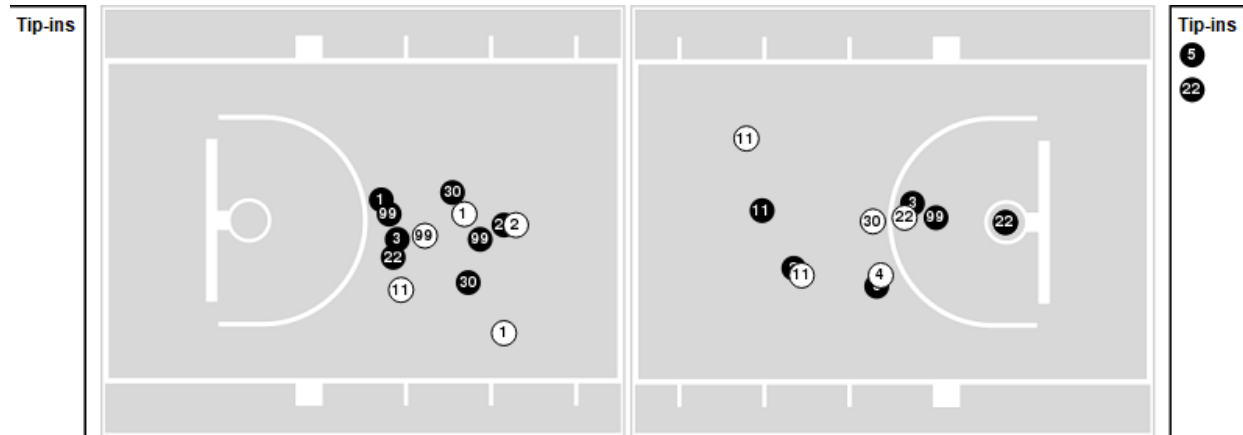
Players => 0, 1, 2, 3, 4, 5, 7, 10, 11, 12, 15, 21, 22, 24, 25, 30, 33, 99FG Types=>AllResults=>All

Vanderbilt

All Field Goals



Blow Up Chart



● Made ○ Missed N - Player Number

Vanderbilt	M/A	%
Field Goals	24/52	46
2 Points	16/29	55
3 Points	8/23	35
Free Throws	21/29	72

Vanderbilt	M/A	%
Points in the Paint	32 (16 / 26)	62
Fast Break Points	6 (3/4)	75
Second Chance Points	13 (7/11)	64
Effective FG%	54	



Ole Miss at Vanderbilt

02/22/25 Memorial Gymnasium (Vanderbilt), Nashville, Tenn.
Vanderbilt vs. No. 24 Ole Miss

Game Time: 2:30 PM
Game Duration: 2:12
Attendance: 10,494

Officials: Doug Shows, Olandis Poole, Bharat Ramnanan

Ole Miss

Lineup	Quarter On	Time On	Quarter Off	Time Off	Time on Court	Score	Score Diff	Reb	Stl	Tov	Ass	PPP
0- Dia M/ 3- Pedulla S/ 5- Murray J/ 11- Murrell M/ 14- Davis D/	1	20:00	1	17:33	02:27	4-8	-4	1	1	2	1	0.8000
1- Brown-Jones M/ 3- Pedulla S/ 4- Brakefield J/ 5- Murray J/ 11- Murrell M/	1	17:33	1	17:04	00:29	0-2	-2	1	0	0	0	0.0000
1- Brown-Jones M/ 3- Pedulla S/ 4- Brakefield J/ 7- Barnes D/ 11- Murrell M/	1	17:04	1	17:04	00:00	0-1	-1	0	0	0	0	0.0000
1- Brown-Jones M/ 3- Pedulla S/ 4- Brakefield J/ 5- Murray J/ 7- Barnes D/	1	17:04	1	15:03	02:01	2-5	-3	1	0	0	0	0.5000
0- Dia M/ 1- Brown-Jones M/ 3- Pedulla S/ 7- Barnes D/ 11- Murrell M/	1	15:03	1	14:12	00:51	0-2	-2	1	0	0	0	0.0000
0- Dia M/ 3- Pedulla S/ 7- Barnes D/ 11- Murrell M/ 14- Davis D/	1	14:12	1	13:47	00:25	0-0	0	0	0	0	0	0.0000
0- Dia M/ 3- Pedulla S/ 8- Klafke E/ 11- Murrell M/ 14- Davis D/	1	13:47	1	12:41	01:06	3-3	0	1	0	1	0	0.8721
0- Dia M/ 3- Pedulla S/ 4- Brakefield J/ 5- Murray J/ 8- Klafke E/	1	12:41	1	11:19	01:22	0-1	-1	2	0	1	0	0.0000
0- Dia M/ 3- Pedulla S/ 4- Brakefield J/ 7- Barnes D/ 8- Klafke E/	1	11:19	1	10:28	00:51	2-2	0	0	0	0	0	2.0000
0- Dia M/ 4- Brakefield J/ 5- Murray J/ 7- Barnes D/ 14- Davis D/	1	10:28	1	09:47	00:41	2-1	1	1	0	0	0	2.0000
4- Brakefield J/ 5- Murray J/ 7- Barnes D/ 11- Murrell M/ 14- Davis D/	1	09:47	1	08:12	01:35	1-2	-1	1	0	0	0	0.4098
3- Pedulla S/ 4- Brakefield J/ 7- Barnes D/ 11- Murrell M/ 14- Davis D/	1	08:12	1	05:44	02:28	1-7	-6	2	0	2	0	0.2252
0- Dia M/ 3- Pedulla S/ 5- Murray J/ 8- Klafke E/ 14- Davis D/	1	05:44	1	04:33	01:11	5-2	3	0	1	0	1	2.5000
0- Dia M/ 1- Brown-Jones M/ 3- Pedulla S/ 5- Murray J/ 8- Klafke E/	1	04:33	1	02:45	01:48	5-2	3	1	1	0	1	1.6667
3- Pedulla S/ 4- Brakefield J/ 5- Murray J/ 8- Klafke E/ 14- Davis D/	1	02:45	1	00:28	02:16	8-3	5	4	2	0	2	1.6393
3- Pedulla S/ 4- Brakefield J/ 8- Klafke E/ 11- Murrell M/ 14- Davis D/	1	00:28	2	20:00	00:28	0-0	0	1	0	0	0	0.0000
0- Dia M/ 3- Pedulla S/ 4- Brakefield J/ 5- Murray J/ 14- Davis D/	2	20:00	2	18:13	01:47	2-2	0	0	0	0	0	1.0000
0- Dia M/ 3- Pedulla S/ 4- Brakefield J/ 5- Murray J/ 8- Klafke E/	2	18:13	2	17:08	01:05	7-3	4	1	0	0	2	2.4306
0- Dia M/ 3- Pedulla S/ 5- Murray J/ 8- Klafke E/ 14- Davis D/	2	17:08	2	15:31	01:37	5-3	2	1	0	0	0	1.6667
0- Dia M/ 3- Pedulla S/ 4- Brakefield J/ 5- Murray J/ 8- Klafke E/	2	15:31	2	14:07	01:24	4-4	0	1	0	0	1	2.7778
0- Dia M/ 3- Pedulla S/ 4- Brakefield J/ 8- Klafke E/ 11- Murrell M/	2	14:07	2	13:40	00:27	0-2	-2	0	0	0	0	0.0000
0- Dia M/ 3- Pedulla S/ 8- Klafke E/ 11- Murrell M/ 14- Davis D/	2	13:40	2	12:58	00:42	2-0	2	0	0	0	0	2.0000
0- Dia M/ 5- Murray J/ 8- Klafke E/ 11- Murrell M/ 14- Davis D/	2	12:58	2	12:21	00:37	3-2	1	0	0	0	1	3.0000
0- Dia M/ 3- Pedulla S/ 5- Murray J/ 8- Klafke E/ 14- Davis D/	2	12:21	2	09:40	02:41	3-3	0	4	0	2	1	0.6000
0- Dia M/ 3- Pedulla S/ 5- Murray J/ 7- Barnes D/ 14- Davis D/	2	09:40	2	09:22	00:18	0-0	0	0	0	0	0	0.0000
0- Dia M/ 3- Pedulla S/ 4- Brakefield J/ 5- Murray J/ 7- Barnes D/	2	09:22	2	08:42	00:40	2-2	0	0	0	0	0	2.2727
0- Dia M/ 3- Pedulla S/ 4- Brakefield J/ 5- Murray J/ 8- Klafke E/	2	08:42	2	06:06	02:36	3-0	3	3	1	1	1	1.0000
0- Dia M/ 3- Pedulla S/ 4- Brakefield J/ 5- Murray J/ 14- Davis D/	2	06:06	2	01:45	04:21	4-11	-7	2	1	1	0	0.5814
0- Dia M/ 3- Pedulla S/ 4- Brakefield J/ 5- Murray J/ 8- Klafke E/	2	01:45	2	01:17	00:28	0-0	0	0	0	1	0	0.0000
0- Dia M/ 3- Pedulla S/ 5- Murray J/ 8- Klafke E/ 14- Davis D/	2	01:17	2	00:29	00:47	4-2	2	0	1	0	0	2.1277
3- Pedulla S/ 4- Brakefield J/ 5- Murray J/ 8- Klafke E/ 14- Davis D/	2	00:29	2	00:00	00:29	0-2	-2	1	0	0	0	0.0000



Officials: Doug Shows, Olandis Poole, Bharat Ramnanan

Vanderbilt

Lineup	Quarter On	Time On	Quarter Off	Time Off	Time on Court	Score	Score Diff	Reb	Stl	Tov	Ass	PPP
1- Edwards J/ 5- Nickel T/ 11- Hoggard A/ 30- Manon C/ 99- McGlockton D/	1	20:00	1	15:03	04:57	16-6	10	6	1	1	3	1.5326
1- Edwards J/ 4- Huffman G/ 22- Carey J/ 30- Manon C/ 99- McGlockton D/	1	15:03	1	14:12	00:51	2-0	2	3	0	0	0	2.2727
1- Edwards J/ 4- Huffman G/ 5- Nickel T/ 22- Carey J/ 30- Manon C/	1	14:12	1	13:47	00:25	0-0	0	0	0	1	0	0.0000
4- Huffman G/ 5- Nickel T/ 11- Hoggard A/ 22- Carey J/ 30- Manon C/	1	13:47	1	12:41	01:06	3-3	0	1	1	0	1	1.2295
2- Collins M/ 4- Huffman G/ 5- Nickel T/ 11- Hoggard A/ 22- Carey J/	1	12:41	1	11:19	01:22	1-0	1	2	1	0	0	0.4098
2- Collins M/ 3- Tanner T/ 11- Hoggard A/ 22- Carey J/ 99- McGlockton D/	1	11:19	1	10:28	00:51	2-2	0	0	0	0	0	1.3889
1- Edwards J/ 2- Collins M/ 3- Tanner T/ 22- Carey J/ 99- McGlockton D/	1	10:28	1	09:12	01:16	1-2	-1	1	0	0	0	0.4098
1- Edwards J/ 2- Collins M/ 3- Tanner T/ 5- Nickel T/ 99- McGlockton D/	1	09:12	1	05:44	03:28	9-2	7	4	2	0	2	1.5306
3- Tanner T/ 11- Hoggard A/ 22- Carey J/ 30- Manon C/ 99- McGlockton D/	1	05:44	1	05:01	00:43	0-2	-2	0	0	0	0	0.0000
2- Collins M/ 11- Hoggard A/ 22- Carey J/ 30- Manon C/ 99- McGlockton D/	1	05:01	1	02:45	02:16	4-8	-4	2	0	3	0	0.8197
2- Collins M/ 3- Tanner T/ 5- Nickel T/ 22- Carey J/ 30- Manon C/	1	02:45	1	01:00	01:45	0-7	-7	1	0	2	0	0.0000
1- Edwards J/ 2- Collins M/ 3- Tanner T/ 5- Nickel T/ 99- McGlockton D/	1	01:00	1	00:28	00:31	3-1	2	0	0	0	0	3.0000
1- Edwards J/ 2- Collins M/ 5- Nickel T/ 11- Hoggard A/ 99- McGlockton D/	1	00:28	2	20:00	00:28	0-0	0	0	0	0	0	0.0000
1- Edwards J/ 5- Nickel T/ 11- Hoggard A/ 30- Manon C/ 99- McGlockton D/	2	20:00	2	17:08	02:52	5-8	-3	2	0	1	1	1.0246
1- Edwards J/ 2- Collins M/ 4- Huffman G/ 5- Nickel T/ 99- McGlockton D/	2	17:08	2	15:31	01:37	3-6	-3	2	0	1	1	1.0000
1- Edwards J/ 2- Collins M/ 4- Huffman G/ 5- Nickel T/ 22- Carey J/	2	15:31	2	14:07	01:24	4-4	0	0	0	0	1	2.0000
1- Edwards J/ 2- Collins M/ 4- Huffman G/ 22- Carey J/ 99- McGlockton D/	2	14:07	2	12:21	01:46	4-5	-1	2	0	0	1	1.7241
1- Edwards J/ 2- Collins M/ 3- Tanner T/ 22- Carey J/ 99- McGlockton D/	2	12:21	2	09:58	02:23	3-3	0	3	1	0	0	0.6757
1- Edwards J/ 3- Tanner T/ 5- Nickel T/ 11- Hoggard A/ 99- McGlockton D/	2	09:58	2	09:22	00:36	0-0	0	1	0	0	0	0.0000
1- Edwards J/ 5- Nickel T/ 11- Hoggard A/ 30- Manon C/ 99- McGlockton D/	2	09:22	2	08:42	00:40	2-2	0	0	0	0	1	1.3889
3- Tanner T/ 5- Nickel T/ 11- Hoggard A/ 30- Manon C/ 99- McGlockton D/	2	08:42	2	07:12	01:30	0-3	-3	0	1	1	0	0.0000
1- Edwards J/ 3- Tanner T/ 5- Nickel T/ 11- Hoggard A/ 99- McGlockton D/	2	07:12	2	06:06	01:06	0-0	0	2	0	0	0	0.0000
1- Edwards J/ 4- Huffman G/ 5- Nickel T/ 11- Hoggard A/ 99- McGlockton D/	2	06:06	2	05:17	00:49	0-0	0	1	0	0	0	0.0000
1- Edwards J/ 4- Huffman G/ 11- Hoggard A/ 30- Manon C/ 99- McGlockton D/	2	05:17	2	04:24	00:53	5-0	5	0	1	0	1	2.6596
3- Tanner T/ 4- Huffman G/ 11- Hoggard A/ 30- Manon C/ 99- McGlockton D/	2	04:24	2	02:24	02:00	4-0	4	3	0	0	1	2.0000
1- Edwards J/ 4- Huffman G/ 5- Nickel T/ 11- Hoggard A/ 99- McGlockton D/	2	02:24	2	02:22	00:02	0-0	0	0	0	1	0	0.0000
3- Tanner T/ 4- Huffman G/ 11- Hoggard A/ 30- Manon C/ 99- McGlockton D/	2	02:22	2	01:45	00:37	2-2	0	0	0	0	0	2.2727
1- Edwards J/ 3- Tanner T/ 5- Nickel T/ 11- Hoggard A/ 99- McGlockton D/	2	01:45	2	01:33	00:12	0-2	-2	0	0	1	0	0.0000
3- Tanner T/ 4- Huffman G/ 11- Hoggard A/ 30- Manon C/ 99- McGlockton D/	2	01:33	2	01:17	00:16	0-0	0	0	1	0	0	0.0000
1- Edwards J/ 3- Tanner T/ 5- Nickel T/ 11- Hoggard A/ 99- McGlockton D/	2	01:17	2	01:01	00:16	0-2	-2	0	0	1	0	0.0000
1- Edwards J/ 4- Huffman G/ 5- Nickel T/ 11- Hoggard A/ 99- McGlockton D/	2	01:01	2	00:34	00:26	1-0	1	0	0	0	0	2.2727
3- Tanner T/ 4- Huffman G/ 5- Nickel T/ 11- Hoggard A/ 99- McGlockton D/	2	00:34	2	00:34	00:00	1-0	1	0	0	0	0	2.2727
3- Tanner T/ 4- Huffman G/ 11- Hoggard A/ 30- Manon C/ 99- McGlockton D/	2	00:34	2	00:29	00:04	0-0	0	0	0	0	0	0.0000
1- Edwards J/ 4- Huffman G/ 5- Nickel T/ 11- Hoggard A/ 99- McGlockton D/	2	00:29	2	00:21	00:08	1-2	-1	0	0	0	0	2.2727
3- Tanner T/ 5- Nickel T/ 11- Hoggard A/ 30- Manon C/ 99- McGlockton D/	2	00:21	2	00:05	00:15	1-0	1	0	0	0	0	2.2727



Officials: Doug Shows, Olandis Poole, Bharat Ramnanan

Vanderbilt

Lineup	Quarter On	Time On	Quarter Off	Time Off	Time on Court	Score	Score Diff	Reb	Stl	Tov	Ass	PPP
3- Tanner T/ 4- Huffman G/ 11- Hoggard A/ 30- Manon C/ 99- McGlockton D/	2	00:05	2	00:00	00:05	0-0	0	1	0	0	0	0.0000



Ole Miss at Vanderbilt

02/22/25 Memorial Gymnasium (Vanderbilt), Nashville, Tenn.
Vanderbilt vs. No. 24 Ole Miss

Game Time: 2:30 PM
Game Duration: 2:12
Attendance: 10,494

Officials: Doug Shows, Olandis Poole, Bharat Ramnanan

Ole Miss

Lineup	Time	Score	Score Diff	Pts/Min	Reb	Stl	Tov	Ass	PPP
0- Dia M/ 3- Pedulla S/ 4- Brakefield J/ 5- Murray J/ 8- Klafke E/	06:55	14-8	6	2.0241	7	1	3	4	1.2367
0- Dia M/ 3- Pedulla S/ 5- Murray J/ 8- Klafke E/ 14- Davis D/	06:16	17-10	7	2.7120	5	2	2	2	1.4310
0- Dia M/ 3- Pedulla S/ 4- Brakefield J/ 5- Murray J/ 14- Davis D/	06:08	6-13	-7	0.9783	2	1	1	0	0.6757
3- Pedulla S/ 4- Brakefield J/ 5- Murray J/ 8- Klafke E/ 14- Davis D/	02:46	8-5	3	2.8863	5	2	0	2	1.3605
3- Pedulla S/ 4- Brakefield J/ 7- Barnes D/ 11- Murrell M/ 14- Davis D/	02:28	1-7	-6	0.4054	2	0	2	0	0.2252
0- Dia M/ 3- Pedulla S/ 5- Murray J/ 11- Murrell M/ 14- Davis D/	02:27	4-8	-4	1.6327	1	1	2	1	0.8000
1- Brown-Jones M/ 3- Pedulla S/ 4- Brakefield J/ 5- Murray J/ 7- Barnes D/	02:01	2-5	-3	0.9917	1	0	0	0	0.5000
0- Dia M/ 3- Pedulla S/ 8- Klafke E/ 11- Murrell M/ 14- Davis D/	01:48	5-3	2	2.7778	1	0	1	0	1.1261
0- Dia M/ 1- Brown-Jones M/ 3- Pedulla S/ 5- Murray J/ 8- Klafke E/	01:48	5-2	3	2.7778	1	1	0	1	1.6667
4- Brakefield J/ 5- Murray J/ 7- Barnes D/ 11- Murrell M/ 14- Davis D/	01:35	1-2	-1	0.6316	1	0	0	0	0.4098
0- Dia M/ 1- Brown-Jones M/ 3- Pedulla S/ 7- Barnes D/ 11- Murrell M/	00:51	0-2	-2	0.0000	1	0	0	0	0.0000
0- Dia M/ 3- Pedulla S/ 4- Brakefield J/ 7- Barnes D/ 8- Klafke E/	00:51	2-2	0	2.3529	0	0	0	0	2.0000
0- Dia M/ 4- Brakefield J/ 5- Murray J/ 7- Barnes D/ 14- Davis D/	00:41	2-1	1	2.9268	1	0	0	0	2.0000
0- Dia M/ 3- Pedulla S/ 4- Brakefield J/ 5- Murray J/ 7- Barnes D/	00:40	2-2	0	3.0000	0	0	0	0	2.2727
0- Dia M/ 5- Murray J/ 8- Klafke E/ 11- Murrell M/ 14- Davis D/	00:37	3-2	1	4.8649	0	0	0	1	3.0000
1- Brown-Jones M/ 3- Pedulla S/ 4- Brakefield J/ 5- Murray J/ 11- Murrell M/	00:29	0-2	-2	0.0000	1	0	0	0	0.0000
3- Pedulla S/ 4- Brakefield J/ 8- Klafke E/ 11- Murrell M/ 14- Davis D/	00:28	0-0	0	0.0000	1	0	0	0	0.0000
0- Dia M/ 3- Pedulla S/ 4- Brakefield J/ 8- Klafke E/ 11- Murrell M/	00:27	0-2	-2	0.0000	0	0	0	0	0.0000
0- Dia M/ 3- Pedulla S/ 7- Barnes D/ 11- Murrell M/ 14- Davis D/	00:25	0-0	0	0.0000	0	0	0	0	0.0000
0- Dia M/ 3- Pedulla S/ 5- Murray J/ 7- Barnes D/ 14- Davis D/	00:18	0-0	0	0.0000	0	0	0	0	0.0000
1- Brown-Jones M/ 3- Pedulla S/ 4- Brakefield J/ 7- Barnes D/ 11- Murrell M/	00:00	0-1	-1	NaN	0	0	0	0	0.0000



Ole Miss at Vanderbilt

02/22/25 Memorial Gymnasium (Vanderbilt), Nashville, Tenn.
Vanderbilt vs. No. 24 Ole Miss

Game Time: 2:30 PM
Game Duration: 2:12
Attendance: 10,494

Officials: Doug Shows, Olandis Poole, Bharat Ramnanan

Vanderbilt

Lineup	Time	Score	Score Diff	Pts/Min	Reb	Stl	Tov	Ass	PPP
1- Edwards J/ 5- Nickel T/ 11- Hoggard A/ 30- Manon C/ 99- McGlockton D/	08:29	23-16	7	2.7112	8	1	2	5	1.3723
1- Edwards J/ 2- Collins M/ 3- Tanner T/ 5- Nickel T/ 99- McGlockton D/	03:59	12-3	9	3.0075	4	2	0	2	1.7442
1- Edwards J/ 2- Collins M/ 3- Tanner T/ 22- Carey J/ 99- McGlockton D/	03:39	4-5	-1	1.0959	4	1	0	0	0.5814
3- Tanner T/ 4- Huffman G/ 11- Hoggard A/ 30- Manon C/ 99- McGlockton D/	03:02	6-2	4	1.9683	4	1	0	1	2.0833
2- Collins M/ 11- Hoggard A/ 22- Carey J/ 30- Manon C/ 99- McGlockton D/	02:16	4-8	-4	1.7647	2	0	3	0	0.8197
1- Edwards J/ 3- Tanner T/ 5- Nickel T/ 11- Hoggard A/ 99- McGlockton D/	02:10	0-4	-4	0.0000	3	0	2	0	0.0000
1- Edwards J/ 2- Collins M/ 4- Huffman G/ 22- Carey J/ 99- McGlockton D/	01:46	4-5	-1	2.2642	2	0	0	1	1.7241
3- Tanner T/ 5- Nickel T/ 11- Hoggard A/ 30- Manon C/ 99- McGlockton D/	01:45	1-3	-2	0.5682	0	1	1	0	0.5319
2- Collins M/ 3- Tanner T/ 5- Nickel T/ 22- Carey J/ 30- Manon C/	01:45	0-7	-7	0.0000	1	0	2	0	0.0000
1- Edwards J/ 2- Collins M/ 4- Huffman G/ 5- Nickel T/ 99- McGlockton D/	01:37	3-6	-3	1.8557	2	0	1	1	1.0000
1- Edwards J/ 4- Huffman G/ 5- Nickel T/ 11- Hoggard A/ 99- McGlockton D/	01:26	2-2	0	1.3873	1	0	1	0	0.8621
1- Edwards J/ 2- Collins M/ 4- Huffman G/ 5- Nickel T/ 22- Carey J/	01:24	4-4	0	2.8571	0	0	0	1	2.0000
2- Collins M/ 4- Huffman G/ 5- Nickel T/ 11- Hoggard A/ 22- Carey J/	01:22	1-0	1	0.7317	2	1	0	0	0.4098
4- Huffman G/ 5- Nickel T/ 11- Hoggard A/ 22- Carey J/ 30- Manon C/	01:06	3-3	0	2.7273	1	1	0	1	1.2295
1- Edwards J/ 4- Huffman G/ 11- Hoggard A/ 30- Manon C/ 99- McGlockton D/	00:53	5-0	5	5.6604	0	1	0	1	2.6596
1- Edwards J/ 4- Huffman G/ 22- Carey J/ 30- Manon C/ 99- McGlockton D/	00:51	2-0	2	2.3529	3	0	0	0	2.2727
2- Collins M/ 3- Tanner T/ 11- Hoggard A/ 22- Carey J/ 99- McGlockton D/	00:51	2-2	0	2.3529	0	0	0	0	1.3889
3- Tanner T/ 11- Hoggard A/ 22- Carey J/ 30- Manon C/ 99- McGlockton D/	00:43	0-2	-2	0.0000	0	0	0	0	0.0000
1- Edwards J/ 2- Collins M/ 5- Nickel T/ 11- Hoggard A/ 99- McGlockton D/	00:28	0-0	0	0.0000	0	0	0	0	0.0000
1- Edwards J/ 4- Huffman G/ 5- Nickel T/ 22- Carey J/ 30- Manon C/	00:25	0-0	0	0.0000	0	0	1	0	0.0000
3- Tanner T/ 4- Huffman G/ 5- Nickel T/ 11- Hoggard A/ 99- McGlockton D/	00:00	1-0	1	∞	0	0	0	0	2.2727