

# VandyBoys

Jonathan Vastine

RJ Austin

JD Thompson

JD Rogers

Ryan Ginther

Chris Maldonado

## 2025 VANDERBILT BASEBALL Fact Book

# Table of Contents

## Contents

Quick Facts.....	3
Numerical Roster.....	4
Alphabetical Roster.....	5
Academic Roster.....	6
Geographic Roster .....	7
Head Coach Tim Corbin .....	8-12
Staff.....	13-16
2024 Statistics.....	17-19
2024 Results.....	20
All-Time Coaching Records.....	21-22
Individual Records.....	23
Team Records.....	24
Single-Season Highs.....	25
Career Highs.....	26
Season-by-Season Leaders .....	27-29
Season-by-Season Team Statistics.....	30-31
Season-by-Season Results .....	32-50
Records vs. Opponents .....	51-52
SEC Tournament History.....	53
NCAA Tournament History .....	54-55
NCAA Regional History.....	56
NCAA Super Regional History.....	57
College World Series History.....	58
Hawkins Field Records.....	59
Commodore Honors.....	60-64
Drafted Commodores.....	65-66
Dores in the Majors.....	67
USA Baseball.....	68-69
2014 National Champions.....	70
2019 National Champions.....	71
All-Time Letter Winners .....	72-74

## 2024 Schedule

Date	Opponent	Location	Time (CT)
Feb. 14	vs. Grand Canyon <sup>#</sup>	Phoenix, Ariz. / GCU Ballpark	7 p.m.
Feb. 15	vs. Nebraska <sup>#</sup>	Phoenix, Ariz. / Salt River Fields	7 p.m.
Feb. 16	vs. UC Irvine <sup>#</sup>	Phoenix, Ariz. / Sloan Park	1 p.m.
<b>Feb. 18</b>	<b>Air Force</b>	<b>Nashville, Tenn. / Hawkins Field</b>	<b>4:30 p.m.</b>
<b>Feb. 19</b>	<b>Air Force</b>	<b>Nashville, Tenn. / Hawkins Field</b>	<b>4:30 p.m.</b>
<b>Feb. 21</b>	<b>Saint Mary's (Calif.)</b>	<b>Nashville, Tenn. / Hawkins Field</b>	<b>4:30 p.m.</b>
<b>Feb. 22</b>	<b>Saint Mary's (Calif.)</b>	<b>Nashville, Tenn. / Hawkins Field</b>	<b>1 p.m.</b>
<b>Feb. 23</b>	<b>Saint Mary's (Calif.)</b>	<b>Nashville, Tenn. / Hawkins Field</b>	<b>Noon</b>
<b>Feb. 25</b>	<b>Tennessee Tech</b>	<b>Nashville, Tenn. / Hawkins Field</b>	<b>4:30 p.m.</b>
Feb. 28	vs. UCLA <sup>@</sup>	Los Angeles, Calif. / Jackie Robinson Stadium	7 p.m.
March 1	vs. USC <sup>@</sup>	Los Angeles, Calif. / Great Park	8:30 p.m.
March 2	vs. UConn <sup>@</sup>	Los Angeles, Calif. / Jackie Robinson, Stadium	1 p.m.
<b>March 4</b>	<b>Evansville</b>	<b>Nashville, Tenn. / Hawkins Field</b>	<b>4:30 p.m.</b>
<b>March 5</b>	<b>St. Bonaventure</b>	<b>Nashville, Tenn. / Hawkins Field</b>	<b>4:30 p.m.</b>
<b>March 7</b>	<b>Xavier</b>	<b>Nashville, Tenn. / Hawkins Field</b>	<b>4:30 p.m.</b>
<b>March 8</b>	<b>Xavier</b>	<b>Nashville, Tenn. / Hawkins Field</b>	<b>2 p.m.</b>
<b>March 9</b>	<b>Xavier</b>	<b>Nashville, Tenn. / Hawkins Field</b>	<b>1 p.m.</b>
<b>March 11</b>	<b>Valparaiso</b>	<b>Nashville, Tenn. / Hawkins Field</b>	<b>4:30 p.m.</b>
March 14	at Auburn <sup>*</sup>	Auburn, Ala. / Plainsman Park	6 p.m.
March 15	at Auburn <sup>*</sup>	Auburn, Ala. / Plainsman Park	6 p.m.
March 16	at Auburn <sup>*</sup>	Auburn, Ala. / Plainsman Park	2 p.m.
<b>March 18</b>	<b>Belmont</b>	<b>Nashville, Tenn. / Hawkins Field</b>	<b>6 p.m.</b>
<b>March 20</b>	<b>Texas A&amp;M<sup>*</sup></b>	<b>Nashville, Tenn. / Hawkins Field</b>	<b>6 p.m.</b>
<b>March 21</b>	<b>Texas A&amp;M<sup>*</sup></b>	<b>Nashville, Tenn. / Hawkins Field</b>	<b>6 p.m.</b>
<b>March 22</b>	<b>Texas A&amp;M<sup>*</sup></b>	<b>Nashville, Tenn. / Hawkins Field</b>	<b>2 p.m.</b>
<b>March 25</b>	<b>Eastern Kentucky</b>	<b>Nashville, Tenn. / Hawkins Field</b>	<b>6 p.m.</b>
<b>March 28</b>	<b>Arkansas<sup>*</sup></b>	<b>Nashville, Tenn. / Hawkins Field</b>	<b>7 p.m.</b>
<b>March 29</b>	<b>Arkansas<sup>*</sup></b>	<b>Nashville, Tenn. / Hawkins Field</b>	<b>2 p.m.</b>
<b>March 30</b>	<b>Arkansas<sup>*</sup></b>	<b>Nashville, Tenn. / Hawkins Field</b>	<b>1 p.m.</b>
<b>April 1</b>	<b>Western Kentucky</b>	<b>Nashville, Tenn. / Hawkins Field</b>	<b>6 p.m.</b>
April 4	at Florida <sup>*</sup>	Gainesville, Fla. / Condron Family Park	5:30 p.m.
April 5	at Florida <sup>*</sup>	Gainesville, Fla. / Condron Family Park	3 p.m.
April 6	at Florida <sup>*</sup>	Gainesville, Fla. / Condron Family Park	11 a.m.
<b>April 8</b>	<b>Dayton</b>	<b>Nashville, Tenn. / Hawkins Field</b>	<b>6 p.m.</b>
April 11	at Oklahoma <sup>*</sup>	Norman, Okla. / L. Dale Mitchell Park	7 p.m.
April 12	at Oklahoma <sup>*</sup>	Norman, Okla. / L. Dale Mitchell Park	4 p.m.
April 13	at Oklahoma <sup>*</sup>	Norman, Okla. / L. Dale Mitchell Park	2 p.m.
<b>April 15</b>	<b>Lipscomb</b>	<b>Nashville, Tenn. / Hawkins Field</b>	<b>6 p.m.</b>
<b>April 17</b>	<b>Georgia<sup>*</sup></b>	<b>Nashville, Tenn. / Hawkins Field</b>	<b>6 p.m.</b>
<b>April 18</b>	<b>Georgia<sup>*</sup></b>	<b>Nashville, Tenn. / Hawkins Field</b>	<b>6 p.m.</b>
<b>April 19</b>	<b>Georgia<sup>*</sup></b>	<b>Nashville, Tenn. / Hawkins Field</b>	<b>2 p.m.</b>
<b>April 22</b>	<b>Middle Tennessee</b>	<b>Nashville, Tenn. / Hawkins Field</b>	<b>6 p.m.</b>
April 25	at Ole Miss <sup>*</sup>	Oxford, Miss. / Swayze Field	6:30 p.m.
April 26	at Ole Miss <sup>*</sup>	Oxford, Miss. / Swayze Field	5 p.m.
April 27	at Ole Miss <sup>*</sup>	Oxford, Miss. / Swayze Field	1:30 p.m.
<b>April 29</b>	<b>Indiana State</b>	<b>Nashville, Tenn. / Hawkins Field</b>	<b>6 p.m.</b>
<b>May 2</b>	<b>Alabama<sup>*</sup></b>	<b>Nashville, Tenn. / Hawkins Field</b>	<b>6 p.m.</b>
<b>May 3</b>	<b>Alabama<sup>*</sup></b>	<b>Nashville, Tenn. / Hawkins Field</b>	<b>2 p.m.</b>
<b>May 4</b>	<b>Alabama<sup>*</sup></b>	<b>Nashville, Tenn. / Hawkins Field</b>	<b>3 p.m.</b>
May 6	at Louisville	Louisville, Ky. / Jim Patterson Stadium	5 p.m.
May 9	at Tennessee <sup>*</sup>	Knoxville, Tenn. / Lindsey Nelson Stadium	4:30 p.m.
May 10	at Tennessee <sup>*</sup>	Knoxville, Tenn. / Lindsey Nelson Stadium	4 p.m.
May 11	at Tennessee <sup>*</sup>	Knoxville, Tenn. / Lindsey Nelson Stadium	2 p.m.
<b>May 15</b>	<b>Kentucky<sup>*</sup></b>	<b>Nashville, Tenn. / Hawkins Field</b>	<b>6 p.m.</b>
<b>May 16</b>	<b>Kentucky<sup>*</sup></b>	<b>Nashville, Tenn. / Hawkins Field</b>	<b>6 p.m.</b>
<b>May 17</b>	<b>Kentucky<sup>*</sup></b>	<b>Nashville, Tenn. / Hawkins Field</b>	<b>2 p.m.</b>
May 20-25	SEC Tournament	Hoover, Ala.	TBA

\* - SEC opponent

# - MLB Desert Invitational - Phoenix, Ariz.

@ - Southern California College Baseball Classic

All times Central and subject to change

Home games in **Bold**

# Quick Facts

## General Information

Location .....Nashville, Tenn.  
 Enrollment.....7,151 (undergraduate) • 13,710 (total)  
 Nickname.....Commodores  
 Stadium (Capacity) ..... Charles Hawkins Field (3,626)  
 Dimensions ..... LF-310; CF-400; RF-330; Alleys-375  
 Founded..... 1873  
 Colors..... Black and Gold  
 Conference ..... Southeastern (SEC)  
 Chancellor ..... Daniel Diermeier  
 Athletic Director ..... Candice Lee  
 Sports Administrator ..... Derek Grice  
 Department Phone..... 615.322.4727  
 Ticket Office Phone..... 615.322.3544

## Media Information

Mailing Address ..... PO Box 120158  
 Nashville, TN 37212  
 Overnight Address..... 2601 Jess Neely Drive  
 Nashville, TN 37212  
 Baseball Contact..... Will Owens (Western Kentucky '14)  
 Cell Phone..... 502.718.2525  
 Email..... will.owens@vanderbilt.edu  
 Website ..... VUCommodores.com

## Coaches and Staff

Head Coach .....Tim Corbin (Ohio Wesleyan '84)  
 Overall Record .....1027-581-1 (.639/28 seasons)  
 Record at Vanderbilt.....921-443-1 (.675/22 seasons)  
 NCAA Appearances .....19 (2004, 2006-19, 2021-24)  
 Assoc. Head Coach..... Scott Brown (SUNY-Cortland '99)  
 Assistant Coach.....Jayson King (Framingham State (Mass.) College '93)  
 Assistant Coach ..... Ty Blankmeyer (St. John's '16)  
 Baseball Operations..... Amy Elkus (Kentucky '14)  
 External Affairs ..... Josh Foster (Alabama '17)  
 Player Development ..... Brandon Barak (Illinois '12)  
 Recruiting ..... John Michael Morris (Middle Tennessee '11)  
 Maggie Corbin Minority Baseball Apprentice ..... Ro Coleman (Vanderbilt '17)  
 Equipment Manager ..... Bailey Provo (Lipscomb '21)  
 Strength and Conditioning..... Walker Grisanti (Vanderbilt '19)  
 Athletic Trainer..... Chris Matarazzo (Springfield College '12)  
 Video Coordinator..... Zach Monash (Arizona '13)  
 Quality Control..... Tyler Herb (Coastal Carolina '14)  
 Managers ..... Kayden Angell, Michael Brody, Mary Pyburn, Will Sugar

## History

All-Time Record ..... 2,547-1,863-36 (135 seasons)  
 All-Time Conference Record..... 756-975-10 (76 seasons)  
 Conference Titles .....7 (1973, '74, '80, '07, '11, '13, '19)  
 Conference Tournament Titles ..... 4 (1980, 2007, '19, '23)  
 NCAA Tournament Appearances.....22 (1973, '74, '80, '04, '06, '07, '08, '09, 2010, '11, '12, '13, '14, '15, '16, '17, '18, '19, '21, '22, '23, 24)  
 NCAA Tournament Record.....81-49  
 NCAA Tournament Super Regional Appearances ..... 10  
 (2004, '10, '11, '13, '14, '15, '17, '18, '19, '21)  
 College World Series Appearances .....5 (2011, '14, '15, '19, '21)  
 National Championships ..... 2 (2014, '19)

## 2024 Information

Record.....Overall: 38-23, Home: 27-8, Away: 4-12, Neutral: 7-3  
 SEC Record ..... 13-17  
 Conference Finish ..... 4th (East)  
 Postseason Play ..... NCAA Regional  
 Lettermen Returning/Lost.....22/24  
 Position Starters Returning/Lost ..... 4/5  
 Pitchers Returning/Lost..... 13/10  
 Newcomers..... 21

## Top Returning Position Players

UTL RJ Austin	Jr.	.335, 5 HR, 54 RBI, 14 2B, 28 SB
IF Jayden Davis	Jr.	.315, 2 HR, 36 RBI, 12 2B
IF Chris Maldonado	Jr.	.310, 8 HR, 32 RBI, 12 2B (2023 stats*)
IF Jonathan Vastine	Sr.	.299, 10 HR, 42 RBI, 18 2B

## Top Returning Pitchers

LHP Ryan Ginther	Sr.	22 app., 1-0, 5.70 ERA, 30.0 IP
LHP Miller Green	So.	20 app., 2-4, 3.16 ERA, 31.1 IP
LHP Ethan McElvain	So.	11 app., 4 GS, 1-2, 3.24 ERA, 25.0 IP
RHP Brennan Seiber	So.	23 app., 3-0, 5.06 ERA, 42.2 IP
LHP JD Thompson	Jr.	14 app., 12 GS, 5-2, 4.15 ERA, 74 K, 52.0 IP

## Top Players Lost

RHP Bryce Cunningham	Jr.	16 GS, 7-4, 4.36 ERA, 96 K, 84.2 IP
IF Davis Diaz	Jr.	.248, 7 HR, 39 RBI, 10 2B
C Alan Espinal	Sr.	.289, 13 HR, 49 RBI, 15 2B
LHP Devin Futrell	Jr.	10 GS, 4-1, 5.40 ERA, 44 K, 48.1 IP
LHP Carter Holton	Jr.	13 GS, 6-5, 5.19 ERA, 98 K, 69.1 IP
OF Troy LaNeve	Sr.	.265, 6 HR, 33 RBI, 14 2B

## Top Newcomers

RHP Hudson Barton	Fr.	Franklin, Tenn.
RHP Cody Bowker	Jr.	Bowdoinham, Maine / Georgetown
IF Brodie Johnston	Fr.	Ooltewah, Tenn.
IF Mike Mancini	Jr.	Endwell, N.Y. / James Madison
IF Rustan Rigdon	Fr.	Metter, Ga.

\* - missed majority of 2024 season due to injury)

# Numerical Roster

No.	Name	Pos.	B/T	Ht.	Wt.	Yr./Exp.	Hometown/High School	Pronunciations
2	RJ Hamilton	UTL	R/R	5-10	185	So./1L	Hoover, Ala./Hoover	
3	Jayden Davis	INF	R/R	5-10	205	Jr./1L	Cookeville, Tenn./Cookeville	
5	Mike Mancini	INF	L/R	5-11	173	Jr./TR	Endwell, N.Y./Maine-Endwell	man-SEEN-ee
8	Chris Maldonado	INF	R/R	6-1	196	Jr./2L	Short Hills, N.J./Seton Hall Prep	MALL-duh-NAH-doe
9	Brodie Johnston	INF	R/R	6-2	203	Fr./HS	Ooltewah, Tenn./Boyd-Buchanan School	
10	Jacob Humphrey	UTL	R/R	5-10	180	Sr./1L	Standish, Maine/Bonny Eagle	
13	Jonathan Vastine	INF	L/R	5-11	174	Sr./3L	Bartow, Fla./Bartow Senior High	vass-TYNE
16	Mac Rose	C	L/R	6-0	195	So./TR	Rockwall, Texas/Rockwall	
17	Ryan Ginther	LHP	R/L	5-11	198	Sr./3L	Hendersonville, Tenn./Station Camp	Hard "G"
18	JD Rogers	OF	L/L	5-10	207	Sr./3L	Carmel, Ind./Carmel	
19	Rustan Rigdon	INF	S/R	6-0	177	Fr./HS	Metter, Ga./Metter	
20	David Mendez	UTL	R/R	5-11	184	So./TR	Aldie, Va./Independence	
21	Hudson Barton	RHP	R/R	6-3	199	Fr./HS	Franklin, Tenn./Grace Christian Academy	
22	JD Thompson	LHP	R/L	6-0	199	Jr./2L	Rusk, Texas/Rusk	
25	AJ DePaolo	C	R/R	5-11	195	Fr./HS	Carrollton, Texas/Prestonwood Christian Academy	deh-PAUL-o
26	Braden Holcomb	INF	R/R	6-4	240	So./1L	Orlando, Fla./Foundation Academy	
28	Will Hampton	INF/OF	L/L	5-11	197	Fr./HS	Richmond Hill, Ga./Calvary Day	
30	Ethan Robinson	RHP	R/R	6-5	223	So./1L	Murfreesboro, Tenn./Donelson Christian Academy	
32	Riley Nelson	INF	L/R	6-3	222	Jr./TR	Trophy Club, Texas/Byron Nelson	
33	Luke Guth	RHP	R/R	6-1	182	So./1L	Franklin, Pa./Franklin Area	Hard "G"
34	Brennan Seiber	RHP	R/R	6-5	228	So./1L	Newport Beach, Calif./Mater Dei	Like "cyber"
36	Levi Huesman	LHP	R/L	6-0	186	Jr./1L	Hanover, Va./Hanover	hues-man
37	Jakob Schulz	LHP	R/L	6-2	206	So./1L	Houston, Texas/Memorial	
39	Connor Fennell	RHP	R/R	6-1	168	So./TR	Londonderry, N.H./Londonderry	FINN-ull
40	Austin Nye	RHP	R/R	6-2	205	Fr./HS	Roseville, Calif./Woodcreek	
42	RJ Austin	UTL	R/R	5-11	199	Jr./2L	Atlanta, Ga./Pace Academy	
43	Matthew Shorey	LHP	L/L	6-2	176	Fr./HS	Nashville, Tenn./Father Ryan	
44	Colin Barzci	C	R/R	6-3	213	So./1L	Naperville, Ill./Naperville Central	BAR-see
45	Aiden O'Connell	LHP	L/L	6-2	191	Fr./HS	Bedford, N.H./Bedford	
46	Roman Petricca	LHP	R/L	6-2	175	Fr./HS	Mt. Juliet, Tenn./Mt. Juliet	peh-TRICK-uh
47	Tommy Goodin	OF	L/R	6-1	192	Fr./HS	Thousand Oaks, Calif./Adolfo Camarillo	
50	Aukai Kea	C	R/R	6-1	202	Fr./HS	Kapolei, Hawaii/IMG Academy	OW-kye • KAY-uh
51	Ryker Waite	INF	S/R	5-10	176	Fr./HS	Queen Creek, Ariz./Queen Creek	like "wait"
55	Cody Bowker	RHP	R/R	6-1	212	Jr./TR	Bowdoinham, Maine/Thornton Academy	like take a bow
66	Deegan Cordova	RHP	R/R	6-2	188	So./1L	Lake Havasu City, Ariz./Lake Havasu	
70	Tristan Bristow	RHP	R/R	6-3	189	Fr./HS	Helotes, Texas/Harlan	
73	Tommy O'Rourke	RHP	R/R	6-2	211	Grad./TR	Morristown, N.J./Seton Hall Prep	
77	Alex Kranzler	RHP	R/R	6-3	222	So./1L	Norwood, N.J./Northern Valley Regional	
88	Sawyer Hawks	RHP	R/R	6-4	215	Sr./1L	Lakeland, Fla./McKeel Academy of Technology	
89	Ethan McElvain	LHP	S/L	6-4	238	So./1L	Thompsons Station, Tenn./Nolensville	MAC-el-vain
90	Miller Green	LHP	L/L	6-5	230	So./1L	Nashville, Tenn./Lipscomb Academy	
96	Nate Teague	RHP	R/R	6-7	232	So./1L	Snow Camp, N.C./Southern Alamance	
99	England Bryan	RHP	R/R	6-1	231	Fr./HS	Hillsboro, Tenn./Middle Tennessee Christian	

## Staff

**Head coach:** 4 Tim Corbin (Ohio Wesleyan '84) – 23rd season at Vanderbilt  
**Associate Head Coach:** 26 Scott Brown (SUNY-Cortland '99)  
**Assistant Coach:** 6 Jayson King (Framingham State College '93)  
**Assistant Coach:** 11 Ty Blankmeyer (St. John's '16)  
**Maggie Corbin Minority Baseball Apprentice:** Ro Coleman (Vanderbilt '17)  
**Athletic Trainer:** Chris Matarazzo (Springfield College '12)  
**Strength & Conditioning Coach:** Walker Grisanti (Vanderbilt '19)  
**Director of Baseball Operations:** Amy Elkus (Kentucky '14)

**Director of External Affairs:** Josh Foster (Alabama '17)  
**Director of Player Development:** Brandon Barak (Illinois '12)  
**Director of Recruiting:** John Michael Morris (Middle Tennessee '11)  
**Video Coordinator:** Zach Monash (Arizona '13)  
**Quality Control:** Tyler Herb (Coastal Carolina '14)  
**Equipment Manager:** Bailey Provo (Lipscomb '21)  
**Student Managers:** Kayden Angell, Michael Brody, Mark Pyburn, Will Sugar

## Alphabetical Roster

No.	Name	Pos.	B/T	Ht.	Wt.	Yr./Exp.	Hometown/High School
42	RJ Austin	UTL	R/R	5-11	199	Jr./2L	Atlanta, Ga./Pace Academy
44	Colin Barczy	C	R/R	6-3	213	So./1L	Naperville, Ill./Naperville Central
21	Hudson Barton	RHP	R/R	6-3	199	Fr./HS	Franklin, Tenn./Grace Christian Academy
55	Cody Bowker	RHP	R/R	6-1	212	Jr./TR	Bowdoinham, Maine/Thornton Academy
70	Tristan Bristow	RHP	R/R	6-3	189	Fr./HS	Helotes, Texas/Harlan
99	England Bryan	RHP	R/R	6-1	231	Fr./HS	Hillsboro, Tenn./Middle Tennessee Christian
66	Deegan Cordova	RHP	R/R	6-2	188	So./1L	Lake Havasu City, Ariz./Lake Havasu
3	Jayden Davis	INF	R/R	5-10	205	Jr./1L	Cookeville, Tenn./Cookeville
25	AJ DePaolo	C	R/R	5-11	195	Fr./HS	Carrollton, Texas/Prestonwood Christian Academy
39	Connor Fennell	RHP	R/R	6-1	168	So./TR	Londonderry, N.H./Londonderry
17	Ryan Ginther	LHP	R/L	5-11	198	Sr./3L	Hendersonville, Tenn./Station Camp
47	Tommy Goodin	OF	L/R	6-1	192	Fr./HS	Thousand Oaks, Calif./Adolfo Camarillo
90	Miller Green	LHP	L/L	6-5	230	So./1L	Nashville, Tenn./Lipscomb Academy
33	Luke Guth	RHP	R/R	6-1	182	So./1L	Franklin, Pa./Franklin Area
2	RJ Hamilton	UTL	R/R	5-10	185	So./1L	Hoover, Ala./Hoover
28	Will Hampton	INF/OF	L/L	5-11	197	Fr./HS	Richmond Hill, Ga./Calvary Day
88	Sawyer Hawks	RHP	R/R	6-4	215	Sr./1L	Lakeland, Fla./McKeel Academy of Technology
26	Braden Holcomb	INF	R/R	6-4	240	So./1L	Orlando, Fla./Foundation Academy
36	Levi Huesman	LHP	R/L	6-0	186	Jr./1L	Hanover, Va./Hanover
10	Jacob Humphrey	UTL	R/R	5-10	180	Sr./1L	Standish, Maine/Bonny Eagle
9	Brodie Johnston	INF	R/R	6-2	203	Fr./HS	Ooltewah, Tenn./Boyd-Buchanan School
50	Aukai Kea	C	R/R	6-1	202	Fr./HS	Kapolei, Hawaii/IMG Academy
77	Alex Kranzler	RHP	R/R	6-3	222	So./1L	Norwood, N.J./Northern Valley Regional
8	Chris Maldonado	INF	R/R	6-1	196	Jr./2L	Short Hills, N.J./Seton Hall Prep
5	Mike Mancini	INF	L/R	5-11	173	Jr./TR	Endwell, N.Y./Maine-Endwell
89	Ethan McElvain	LHP	S/L	6-4	238	So./1L	Thompsons Station, Tenn./Nolensville
20	David Mendez	UTL	R/R	5-11	184	So./TR	Aldie, Va./Independence
32	Riley Nelson	INF	L/R	6-3	222	Jr./TR	Trophy Club, Texas/Byron Nelson
40	Austin Nye	RHP	R/R	6-2	205	Fr./HS	Roseville, Calif./Woodcreek
45	Aiden O'Connell	LHP	L/L	6-2	191	Fr./HS	Bedford, N.H./Bedford
73	Tommy O'Rourke	RHP	R/R	6-2	211	Grad./TR	Morristown, N.J./Seton Hall Prep
46	Roman Petricca	LHP	R/L	6-2	175	Fr./HS	Mt. Juliet, Tenn./Mt. Juliet
19	Rustan Rigdon	INF	S/R	6-0	177	Fr./HS	Metter, Ga./Metter
30	Ethan Robinson	RHP	R/R	6-5	223	So./1L	Murfreesboro, Tenn./Donelson Christian Academy
18	JD Rogers	OF	L/L	5-10	207	Sr./3L	Carmel, Ind./Carmel
16	Mac Rose	C	L/R	6-0	195	So./TR	Rockwall, Texas/Rockwall
37	Jakob Schulz	LHP	R/L	6-2	206	So./1L	Houston, Texas/Memorial
34	Brennan Seiber	RHP	R/R	6-5	228	So./1L	Newport Beach, Calif./Mater Dei
43	Matthew Shorey	LHP	L/L	6-2	176	Fr./HS	Nashville, Tenn./Father Ryan
96	Nate Teague	RHP	R/R	6-7	232	So./1L	Snow Camp, N.C./Southern Alamance
22	JD Thompson	LHP	R/L	6-0	199	Jr./2L	Rusk, Texas/Rusk
13	Jonathan Vastine	INF	L/R	5-11	174	Sr./3L	Bartow, Fla./Bartow Senior High
51	Ryker Waite	INF	S/R	5-10	176	Fr./HS	Queen Creek, Ariz./Queen Creek

## Academic Roster

No.	Name	Pos.	B/T	Ht.	Wt.	Yr./Exp.	Hometown/High School
<b>Graduates (1)</b>							
73	Tommy O'Rourke	RHP	R/R	6-2	211	Grad./TR	Morristown, N.J./Seton Hall Prep
<b>Seniors (5)</b>							
17	Ryan Ginther	LHP	R/L	5-11	198	Sr./3L	Hendersonville, Tenn./Station Camp
88	Sawyer Hawks	RHP	R/R	6-4	215	Sr./1L	Lakeland, Fla./McKeel Academy of Technology
10	Jacob Humphrey	UTL	R/R	5-10	180	Sr./1L	Standish, Maine/Bonny Eagle
18	JD Rogers	OF	L/L	5-10	207	Sr./3L	Carmel, Ind./Carmel
13	Jonathan Vastine	INF	L/R	5-11	174	Sr./3L	Bartow, Fla./Bartow Senior High
<b>Juniors (8)</b>							
42	RJ Austin	UTL	R/R	5-11	199	Jr./2L	Atlanta, Ga./Pace Academy
55	Cody Bowker	RHP	R/R	6-1	212	Jr./TR	Bowdoinham, Maine/Thornton Academy
3	Jayden Davis	INF	R/R	5-10	205	Jr./1L	Cookeville, Tenn./Cookeville
36	Levi Huesman	LHP	R/L	6-0	186	Jr./1L	Hanover, Va./Hanover
8	Chris Maldonado	INF	R/R	6-1	196	Jr./2L	Short Hills, N.J./Seton Hall Prep
5	Mike Mancini	INF	L/R	5-11	173	Jr./TR	Endwell, N.Y./Maine-Endwell
32	Riley Nelson	INF	L/R	6-3	222	Jr./TR	Trophy Club, Texas/Byron Nelson
22	JD Thompson	LHP	R/L	6-0	199	Jr./2L	Rusk, Texas/Rusk
<b>Sophomores (15)</b>							
44	Colin Barczy	C	R/R	6-3	213	So./1L	Naperville, Ill./Naperville Central
66	Deegan Cordova	RHP	R/R	6-2	188	So./1L	Lake Havasu City, Ariz./Lake Havasu
39	Connor Fennell	RHP	R/R	6-1	168	So./TR	Londonderry, N.H./Londonderry
90	Miller Green	LHP	L/L	6-5	230	So./1L	Nashville, Tenn./Lipscomb Academy
33	Luke Guth	RHP	R/R	6-1	182	So./1L	Franklin, Pa./Franklin Area
2	RJ Hamilton	UTL	R/R	5-10	185	So./1L	Hoover, Ala./Hoover
26	Braden Holcomb	INF	R/R	6-4	240	So./1L	Orlando, Fla./Foundation Academy
77	Alex Kranzler	RHP	R/R	6-3	222	So./1L	Norwood, N.J./Northern Valley Regional
89	Ethan McElvain	LHP	S/L	6-4	238	So./1L	Thompsons Station, Tenn./Nolensville
20	David Mendez	UTL	R/R	5-11	184	So./TR	Aldie, Va./Independence
30	Ethan Robinson	RHP	R/R	6-5	223	So./1L	Murfreesboro, Tenn./Donelson Christian Academy
16	Mac Rose	C	L/R	6-0	195	So./TR	Rockwall, Texas/Rockwall
37	Jakob Schulz	LHP	R/L	6-2	206	So./1L	Houston, Texas/Memorial
34	Brennan Seiber	RHP	R/R	6-5	228	So./1L	Newport Beach, Calif./Mater Dei
96	Nate Teague	RHP	R/R	6-7	232	So./1L	Snow Camp, N.C./Southern Alamance
<b>Freshmen (14)</b>							
21	Hudson Barton	RHP	R/R	6-3	199	Fr./HS	Franklin, Tenn./Grace Christian Academy
70	Tristan Bristow	RHP	R/R	6-3	189	Fr./HS	Helotes, Texas/Harlan
99	England Bryan	RHP	R/R	6-1	231	Fr./HS	Hillsboro, Tenn./Middle Tennessee Christian
25	AJ DePaolo	C	R/R	5-11	195	Fr./HS	Carrollton, Texas/Prestonwood Christian Academy
47	Tommy Goodin	OF	L/R	6-1	192	Fr./HS	Thousand Oaks, Calif./Adolfo Camarillo
28	Will Hampton	INF/OF	L/L	5-11	197	Fr./HS	Richmond Hill, Ga./Calvary Day
9	Brodie Johnston	INF	R/R	6-2	203	Fr./HS	Ooltewah, Tenn./Boyd-Buchanan School
50	Aukai Kea	C	R/R	6-1	202	Fr./HS	Kapolei, Hawaii/IMG Academy
40	Austin Nye	RHP	R/R	6-2	205	Fr./HS	Roseville, Calif./Woodcreek
45	Aiden O'Connell	LHP	L/L	6-2	191	Fr./HS	Bedford, N.H./Bedford
46	Roman Petricca	LHP	R/L	6-2	175	Fr./HS	Mt. Juliet, Tenn./Mt. Juliet
19	Rustan Rigdon	INF	S/R	6-0	177	Fr./HS	Metter, Ga./Metter
43	Matthew Shorey	LHP	L/L	6-2	176	Fr./HS	Nashville, Tenn./Father Ryan
51	Ryker Waite	INF	S/R	5-10	176	Fr./HS	Queen Creek, Ariz./Queen Creek

# Geographic Roster

No.	Name	Hometown/High School	No.	Name	Hometown/High School
<b>Alabama (1)</b>			<b>Texas (6)</b>		
2	RJ Hamilton	Hoover, Ala./Hoover	70	Tristan Bristow	Helotes, Texas/Harlan
<b>Arizona (2)</b>			25	AJ DePaolo	Carrollton, Texas/Prestonwood Christian Academy
66	Deegan Cordova	Lake Havasu City, Ariz./Lake Havasu	32	Riley Nelson	Trophy Club, Texas/Byron Nelson
51	Ryker Waite	Queen Creek, Ariz./Queen Creek	16	Mac Rose	Rockwall, Texas/Rockwall
<b>California (3)</b>			37	Jakob Schulz	Houston, Texas/Memorial
47	Tommy Goodin	Thousand Oaks, Calif./Adolfo Camarillo	22	JD Thompson	Rusk, Texas/Rusk
40	Austin Nye	Roseville, Calif./Woodcreek	<b>Virginia (2)</b>		
34	Brennan Seiber	Newport Beach, Calif./Mater Dei	36	Levi Huesman	Hanover, Va./Hanover
<b>Florida (3)</b>			20	David Mendez	Aldie, Va./Independence
88	Sawyer Hawks	Lakeland, Fla./McKeel Academy of Technology			
26	Braden Holcomb	Orlando, Fla./Foundation Academy			
13	Jonathan Vastine	Bartow, Fla./Bartow Senior High			
<b>Georgia (3)</b>					
42	RJ Austin	Atlanta, Ga./Pace Academy			
28	Will Hampton	Richmond Hill, Ga./Calvary Day			
19	Rustan Rigdon	Metter, Ga./Metter			
<b>Hawai'i (1)</b>					
50	Aukai Kea	Kapolei, Hawaii/IMG Academy			
<b>Illinois (1)</b>					
44	Colin Barczy	Naperville, Ill./Naperville Central			
<b>Indiana (1)</b>					
18	JD Rogers	Carmel, Ind./Carmel			
<b>Maine (2)</b>					
55	Cody Bowker	Bowdoinham, Maine/Thornton Academy			
10	Jacob Humphrey	Standish, Maine/Bonny Eagle			
<b>New Hampshire (2)</b>					
39	Connor Fennell	Londonderry, N.H./Londonderry			
45	Aiden O'Connell	Bedford, N.H./Bedford			
<b>New Jersey (3)</b>					
77	Alex Kranzler	Norwood, N.J./Northern Valley Regional			
8	Chris Maldonado	Short Hills, N.J./Seton Hall Prep			
73	Tommy O'Rourke	Morristown, N.J./Seton Hall Prep			
<b>New York (1)</b>					
5	Mike Mancini	Endwell, N.Y./Maine-Endwell			
<b>North Carolina (1)</b>					
96	Nate Teague	Snow Camp, N.C./Southern Alamance			
<b>Pennsylvania (1)</b>					
33	Luke Guth	Franklin, Pa./Franklin Area			
<b>Tennessee (10)</b>					
21	Hudson Barton	Franklin, Tenn./Grace Christian Academy			
99	England Bryan	Hillsboro, Tenn./Middle Tennessee Christian			
3	Jayden Davis	Cookeville, Tenn./Cookeville			
17	Ryan Ginther	Hendersonville, Tenn./Station Camp			
90	Miller Green	Nashville, Tenn./Lipscomb Academy			
9	Brodie Johnston	Ooltewah, Tenn./Boyd-Buchanan School			
89	Ethan McElvain	Thompsons Station, Tenn./Nolensville			
46	Roman Petricca	Mt. Juliet, Tenn./Mt. Juliet			
30	Ethan Robinson	Murfreesboro, Tenn./Donelson Christian Academy			
43	Matthew Shorey	Nashville, Tenn./Father Ryan			

# Head Coach Tim Corbin



## The Corbin File

Career Record • 1027-581-1 (29th season)  
Record at Vanderbilt • 921-443-1 (23rd season)

Alma Mater • Ohio Wesleyan '84

Family • Wife, Maggie;  
daughters, Molly and Hannah

The 2025 season is the 23rd as head coach at Vanderbilt for Tim Corbin. During his tenure Corbin has turned the Commodores into a national power, leading Vanderbilt to two national championships in the last 11 seasons (2014, 2019).

Corbin's record of 921-443-1 (.675) is first all-time in wins at Vanderbilt and first in winning percentage for coaches with 100 games or more. In his career as a head coach Corbin is 1027-581-1 (.639). Corbin's efforts have paid off in the win column and across the board as D1Baseball.com tabbed Vandy the top program in the nation in 2015, second in 2017 and 2019 and fourth in 2024.

Corbin reached 1,000 career wins on March 5, 2024 with a 6-2 victory over Eastern Michigan. At the time, he was one of only 10 active NCAA DI head coaches to reach the milestone. Corbin reached 900 Vanderbilt victories on March 16, 2024 as the Dores knocked off No. 18 Auburn 13-5.

In January 2020, Corbin was inducted into the American Baseball Coaches Association Hall of Fame as part of the class of 2020. Corbin was among six individuals to be enshrined at the 76th annual ABCA Convention.

Over the last 11 seasons, the Dores have secured four trips to the College World Series finals while running their streak to 18 consecutive NCAA Tournament berths — the longest active streak in Division I.

Since taking over in 2003, 55 players have been named All-America including 18 who have received first-team All-America recognition. During that stretch, 31 Commodores have been named freshman All-America and 35 have made MLB appearances.

The 2024 campaign saw Corbin and the Commodores maintain the program's high level of consistent success, reaching the 30-win mark for the 20th consecutive spring while extending the nation's longest active NCAA Tournament appearance streak to 18 seasons. Seven Commodores heard their names called in the 2024 MLB Draft.

Vanderbilt won its fourth SEC Tournament Championship in 2023 with three of those coming during Corbin's tenure. The Dores went 42-20 on the season and hosted a regional in the NCAA Tournament for the ninth time since 2007.

For the fifth year in a row and 22nd time at Vandy, Corbin saw a student-athlete drafted in the first round of the 2023 MLB Draft when Enrique Bradfield Jr. was selected by the Baltimore Orioles.

In 2022, Corbin guided the Vanderbilt baseball program to its 16th consecutive NCAA Tournament berth, appearing in the NCAA Corvallis Regional. The Commodores finished the season with a 39-23 mark. Vandy got out to an impressive 19-2 start to the season, highlighted by an 18-game winning streak that marked the second-longest streak in program history.

After suffering a loss in their opening game of the NCAA Corvallis Regional against San Diego, the Dores battled back to win three consecutive games to advance to the program's 12th regional final across the last 13 NCAA Tournaments.

Vanderbilt outscored its opponents 43-6 across its three wins in the NCAA Regional, including a 21-run outburst against New Mexico State. Vandy's 21 runs against the Aggies tied the program-record for most runs in an NCAA Tournament game. After earning an 8-1 victory over third-ranked Oregon State to force a winner-take-all Game 7 in the NCAA Corvallis Regional, the Commodores fell to the host Beavers in a one-run matchup to end the season.

Vandy concluded the year with two student-athletes receiving All-America honors and two freshmen earning Freshman All-America recognition. Enrique Bradfield Jr. was tabbed as a consensus All-American for the second consecutive season, while Spencer Jones earned third-team All-America honors from Perfect Game.

Freshman left-handers Carter Holton and Devin Futrell both earned Freshman All-America honors, with Holton being recognized as a unanimous Freshman All-American.

Vanderbilt had six players selected in the 2022 Major League Baseball Draft, including a first-round selection for the fourth consecutive year. Spencer Jones was taken 25th overall in first round by the New York Yankees, while former Commodore Kumar Rocker was selected third overall by the Texas Rangers.

The Commodores were one of five programs to boast multiple student-athletes on the 2022 USA Baseball Collegiate National Team, as the duo of Enrique Bradfield Jr. and Carter Holton earned spots on the final 26-man roster. Vanderbilt associate head coach Scott Brown served as the pitching coach on the Collegiate National Team coaching staff, as the squad earned a bronze medal at Honkbalweek Harlem.

The 2021 Vanderbilt baseball team made an appearance in the College World Series for the second straight NCAA Tournament, marking the second time the program has made consecutive trips to Omaha. The Commodores finished as the national runner-up behind a 49-18 mark, falling one game short of the national title.

Vandy opened the postseason with six consecutive wins, sweeping through the NCAA Nashville Regional before defeating No. 13 East Carolina at home to clinch the program's fifth trip to the College World Series. The Commodores limited the Pirates to just one run across the two-game span, which marked the fewest-ever for Vanderbilt in an NCAA Super Regional.

Making their fourth appearance in Omaha in the last eight years, the Dores used strong comeback efforts in two of their three wins against teams on their side of the bracket. Vandy rallied from an early 3-0 deficit against Arizona to battle back and defeat the Wildcats, 7-6, in a 12-inning thriller before fighting off elimination against Stanford with a ninth-inning walk-off win. The Commodores erased a 4-0 deficit against the Cardinals before winning on a walk-off wild pitch, as Spencer Jones came across to score the winning run in the final frame.

After clinching the program's fifth trip to the College World Series finals, Vanderbilt claimed the opening game of the matchup with Mississippi State, 8-2. Sophomore Jack Leiter worked 6.0 strong innings, while the Commodores jumped out to an early 7-2 advantage before cruising to victory.

Vanderbilt capped the season with four players receiving All-America honors, including unanimous first-team selections Jack Leiter and Kumar Rocker, who tied for the nation's lead in strikeouts with 179 apiece. Enrique Bradfield Jr. recorded 47 stolen bases, which marked the most in the country, while being recognized as a unanimous Freshman All-American and a consensus All-American.

In July, the Commodores had seven players selected in the Major League Baseball Draft, including two top 10 picks. The pitching duo of Leiter and Rocker became the 11th and 12th Vanderbilt players to be taken in the top-10 during the Tim Corbin era. It marked the third time that Vandy has had multiple players selected in the top-10 of the MLB Draft, which is the most of any school in MLB Draft history.

The Commodores capped their shortened 2020 campaign ranked No. 5 by Collegiate Baseball. Vanderbilt led the nation in ERA (1.84) while finishing third in hits allowed per nine innings (5.51), fourth in strikeouts per nine innings (12.1) and fifth in shutouts (4).

Vanderbilt posted an SEC-record 59 wins during its historic 2019 College World Series championship campaign. The Commodores captured the SEC regular season and tournament titles, becoming the first program to accomplish the feat outright since Vandy's 2007 program did so.

The Commodores set single-season records in home runs (100), RBIs (541), walks (339), runs (578) and strikeouts (765). For his efforts, Corbin was named American Baseball Coaches Association and Collegiate Baseball's coach of the year.

In June, Vanderbilt matched an SEC record with 13 players selected in the Major League Baseball Draft. Outfielder JJ Bleday became the ninth Vandy player to be selected in the top-10 in the Tim Corbin era.

The Commodores became the first school to reach the College World Series finals three times since the event moved to TD Ameritrade Park in 2011 and first to win multiple titles at the ballpark.

Right-hander Kumar Rocker etched his name into Commodore lore, becoming the first pitcher in NCAA Super Regional history to toss a no-hitter, doing so behind 19 strikeouts against Duke. The Athens, Georgia, product went on to be named freshman of the year by Baseball America and D1Baseball as well as the College World Series Most Outstanding Player. Rocker was among eight student-athletes to earn All-America status.



## Head Coach Tim Corbin

Vanderbilt reached the NCAA Tournament for the 13th straight year in 2018 and advanced to its seventh NCAA Super Regional in nine seasons. The Commodores set a program record and finished fifth nationally with a .981 fielding percentage. With 101 stolen bases, Vandy finished atop the SEC for the third time in six seasons.

The Dores won 10 of their final 14 games highlighted by three straight wins at the NCAA Clemson Regional while capturing the event for a second consecutive season. With the result, Vandy went on to host the Super Regionals for the first time since 2014.

Vanderbilt matched a national-best as four players were named to the 2018 Collegiate Baseball Freshman All-America team (Philip Clarke, Pat DeMarco, Mason Hickman and Austin Martin). Eight players were selected in the MLB Draft including a pair of third-round selections in Connor Kaiser and Reid Schaller.

The 2017 squad captured the program's fourth NCAA Regional title in five years, running off three victories in four days including an 8-0 statement victory to capture the event against host Clemson.

Following the season, Baseball America tabbed juniors Kyle Wright and Jeren Kendall All-America. Four days later, the duo was selected in the first round of the MLB Draft with the fifth pick and 23rd selection, respectively. In total, 15 Commodores have been selected in the first round since Corbin arrived to campus in 2003, including seven in the past four years.

Meanwhile, fresh off a phenomenal sophomore campaign, starting pitcher Patrick Raby became the 17th Commodore to play for USA Baseball's Collegiate National Team not including Corbin, who coached the 2006 team to a 28-2-1 mark while winning the gold medal at the World University Championship in Cuba.

A young roster helped lead the 2016 Vanderbilt squad to a successful season in which the Commodores and Hawkins Field host NCAA Regionals for the fifth time in six seasons before finishing the year 43-19. The season came to an abrupt end in the NCAA Nashville Regional following the tragic death of freshman Donny Everett the night before the tournament began.

The Commodores were led by third-team All-Americans Jeren Kendall and Bryan Reynolds, who combined to drive in 116 runs, score 122 runs and hit 22 home runs – led by Reynolds' 13 homers. Three Vandy freshmen earned freshman All-America status with Alonzo Jones, Ethan Paul and Patrick Raby all earning the honor. Fellow freshman Connor Kaiser picked up All-SEC Freshman honors along with Paul.

Jordan Sheffield led the way for the Dores' pitching staff going 8-6 with a 3.01 ERA and 113 strikeouts over 101.2 innings en route to becoming the 13th first round pick under Corbin and 10th Vanderbilt pitcher to hear his name in the first round when the Los Angeles Dodgers tabbed him with the 36th overall pick. Fellow pitcher Ben Bowden followed quickly in the second round to the Colorado Rockies before Reynolds was selected later in the second round by San Francisco to give the Commodores three selections in the first two rounds of the MLB Draft. John Kilichowski, Jason Delay and Will Toffey were all selected to give Vanderbilt six players selected in the draft, marking the 10th straight year that at least five Commodores have been selected in the draft.

The 2015 Commodores marched back to the College World Series for the second straight year to give the program its first consecutive trips to Omaha. Vanderbilt finished as the national runner-up behind a 51-21 mark, making it the only program in the nation with three straight 50-win seasons.

The Dores rallied to win nine straight games, the team's longest winning streak of the season, in the NCAA Tournament to reach the CWS finals sweeping through the NCAA Nashville Regional in dominant fashion before toppling national seed Illinois on the road to reach Vanderbilt's third trip to the College World Series. Vanderbilt rolled through the NCAA Regional with wins over Lipscomb, Indiana and Radford. The 21-0 victory over Radford shattered the school record for margin of victory in the NCAA Tournament and matched the NCAA mark. The Commodores continued the roll in Illinois with a pair of dominating wins over the Illini to win the school's first road Super Regional. Back in Omaha for the third time in five years, the Commodores rolled through their half of the bracket with a come-from-behind victory over Cal State Fullerton and two wins over TCU. The Dores provided plenty of drama in the win over the Titans, winning on Jeren Kendall's walk-off home run for a 4-3 victory in the resumption of a suspended game. Vandy won it's third straight game at TD Ameritrade Park via the home run in the team's first game against TCU with Zander Wiel's seventh inning solo homer scoring the only run of the game. Vanderbilt breezed into the championship series with a 7-1 victory in the rematch against the Horned Frogs three days later. Vanderbilt claimed the opening game against Virginia 5-1 behind a dominant Carson Fulmer start with the right-hander turn in 7.2 scoreless innings in his final start as a Commodore.

Dansby Swanson and Fulmer led the team in their final season in black and gold earning first-team All-America honors with Swanson picking up National Player of the Year honors from D1Baseball.com and Perfect Game. Fulmer was named National Pitcher of the Year with Swanson earned

the Brooks Wallace Award as the nation's top shortstop. The duo also became the second pair of Vanderbilt teammates and the fourth in the history of the Golden Spikes to be finalists in the same year joining Price and Pedro Alvarez from 2007. Corbin has coached three different pairs of teammates to be finalists for the Golden Spikes with the four Vanderbilt players joining Clemson's Khalil Green and Jeff Baker. Fulmer became the third Vanderbilt pitcher to pick up SEC Pitcher of the Year honors after becoming just the fourth pitcher in the league's history to win the pitching triple crown, leading the nation's premier league in wins, ERA and strikeouts. Freshmen Will Toffey, Jeren Kendall and Kyle Wright were consensus freshman All-America.

Three Commodores were selected in the first round of the MLB Draft, another program first, with Swanson, Fulmer and Walker Buehler all joining a growing group of Vanderbilt first round picks. Swanson became the second Commodore to hear his name called first with the Arizona Diamondbacks taking him No. 1 overall. Vanderbilt is one of two colleges to have multiple top picks with Price and Swanson. Fulmer was taken eighth overall by the Chicago White Sox and Buehler 24th overall by the Los Angeles Dodgers. Fulmer and Buehler became the eighth and ninth Vanderbilt pitchers under Corbin to be selected in the first round joining Jeremy Sowers (6th overall, Cleveland 2004), Price (1st overall, Tampa Bay 2007), Casey Weathers (8th overall, Colorado 2007), Mike Minor (7th overall, Atlanta 2009), Sonny Gray (18th overall, Oakland 2011), Grayson Garvin (59th overall, Tampa Bay 2011) and Tyler Beede (14th overall, San Francisco).

Vanderbilt finished off the school's second national championship and first men's title with a dramatic 3-2 victory over Virginia in the finals of the College World Series to cap a 51-21 season in 2014. The Vanderbilt skipper was named the consensus National Coach of the Year. Corbin's Commodores rose to the occasion in the postseason sweeping through the Nashville Regional with wins over Xavier and Oregon before taking down Stanford in three games of the Super Regional to advance to Vanderbilt's second College World Series in school history. Hawkins Field hosted NCAA Regionals and Super Regionals for the third time in four years. In Omaha, Corbin continued to push the Commodores with wins over rival Louisville in the first round and comeback win over UC Irvine. Vanderbilt reached the championship series with a dramatic, walk-off win over Texas on Tyler Campbell's bases loaded, infield single. The team sealed the national title in the third game thanks to an eighth inning, solo homer from John Norwood and clutch pitching from Adam Ravenelle. The final victory in Omaha gave the Dores a 10-3 record in the NCAA Tournament.

Corbin reached two more milestones during the regular season with his 500th victory at Vanderbilt, a 5-1 victory at Missouri on May 3, 2014, and his 600th career victory with a win at Arkansas on April 19, 2014.

Vanderbilt's middle infield of Swanson and Vince Conde led the way much of the season with the duo earning first team All-SEC honors. Both garnered All-America honors along with freshmen Bryan Reynolds and Hayden Stone, who picked up freshman All-America status. Fulmer was picked as a second team All-SEC and All-Defense team member by the league's coaches. Over the summer the Dores pulled off another program first with four players – Swanson, Fulmer, Bryan Reynolds and Buehler – suiting up for USA Baseball's Collegiate National Team, matching the Collegiate National Team's record for players from one school.

For the second time in his career Corbin was named the SEC Coach of the Year by the league's coaches after the Commodores posted one of the best seasons in school history in 2013. The Commodores matched a school record with a 54-12 mark and smashed the Southeastern Conference record, finishing the conference slate an amazing 26-3. Vanderbilt won every series during the regular season, including nine series sweeps. The squad outscored opponents by an average of 8.2-3.9 runs per game with the pitching staff turning in a sub 3.00 ERA for the second time in three seasons.

The Commodores' SEC regular season championship was the team's second in three years and third under Corbin. For the fourth time in five years the Dores played in the SEC Tournament championship and made their eighth straight NCAA Tournament while hosting regionals for the third time and super regionals for the second time.

Five Commodores earned All-American honors led by first-team All-Americans Tony Kemp and Beede. Kemp became just the second Commodore in history to be named SEC Player of the Year and just the third in league history to win both Freshman of the Year and Player of the Year awards in his career. Over the summer, Beede pitched for Team USA to become the 12th Vanderbilt player to don the stars and stripes.

The 2012 Commodores overcame a slow start to post the team's seventh straight trip to the postseason. The Dores finished the season as one of the hottest teams in the nation winning four consecutive SEC series, including series victories over No. 3 Kentucky and No. 4 LSU. Vanderbilt rolled into the SEC Tournament having won 12 of the last 15 regular season games. Corbin guided the Commodores to the tournament championship game for the sixth time in nine trips, losing to a red-hot Mississippi State team. Vanderbilt made the NCAA Tournament with a trip to the Raleigh Regional finishing runner-up to host NC State to end the season 35-28.

## Head Coach Tim Corbin

For the second consecutive season, the Commodores' freshman class was tabbed the nation's best by Baseball America, becoming the first school in the poll's 13-year history to post back-to-back top classes. Vanderbilt's 2012 freshman class was the unanimous top class, also picking up the honor from Collegiate Baseball. Since Corbin's arrival in 2003, Vanderbilt has earned three top-ranked recruiting classes (2005) and is the only school in the nation to have more than two top classes.

In 2012, one of Corbin's prize pupils, Price, was named the American League Cy Young Award winner. Price was the top overall pick by Tampa Bay in 2007 after a stellar career at Vanderbilt. The southpaw went 20-5 with a 2.56 ERA and 205 strikeouts over 211 innings for the Rays to become the first Commodore to win the Cy Young.

The Commodores' magical run to Omaha featured several school records equaled or passed. Vanderbilt won 54 games to match the school record set in 2007 and set the SEC record with 12 players selected in the Major League Baseball draft. Hawkins Field hosted the NCAA Regional round for just the second time in history and Super Regionals for the first time with the Dores sweeping through both rounds en route to the College World Series. Individual awards supplemented the team's success with Grayson Garvin earning SEC Pitcher of the Year and Kemp picking up SEC Freshman of the Year honors. Garvin became the second Vanderbilt pitcher to earn the prestigious league award joining Price, while Kemp is the second Commodore to be named the league's freshman of the year along with Pedro Alvarez. All four awards have come under Corbin's watch. Sonny Gray, Jason Esposito, Aaron Westlake and Garvin all garnered All-American honors with Kevin Ziomek, T.J. Pecoraro, Conrad Gregor and Kemp being named Freshmen All-American.

The 2010 Commodores racked up the second-most wins in school history finishing the year with a 46-20 mark, eventually falling at Florida State in the third game of the Super Regional. In order to get to Florida State the team advanced out of the Louisville regional, a place where the Dores' 2009 season end. During the regular season, Corbin led the Commodores to a 16-12 mark, good enough for third in the Southeastern Conference East Division behind Florida and eventual national champion South Carolina.

In 2009, Corbin took a young squad with seven new offensive starters and molded them into a team that finished with a 37-27 record and runner-up finishes in the SEC tournament and the NCAA Louisville Regional. The 2009 draft featured six Commodores selected, highlighted by junior pitcher Mike Minor's selection with the seventh overall pick by the Atlanta Braves. His selection marked the fifth time in the last three seasons a Vanderbilt student-athlete has been picked in the first round.

In 2008, Corbin guided the Commodores to their second straight 40-win season (41-22) and third consecutive appearance in the NCAA tournament. The Commodores battled through the first half of the season without the services of Preseason Player of the Year Pedro Alvarez and managed to record road sweeps over Mississippi State and Tennessee for the first time in school history.

The 2008 draft had eight Commodores selected, highlighted by Pedro Alvarez who was taken with the second overall pick by the Pittsburgh Pirates. Vanderbilt became the first school in draft history to have the first overall pick (Price in 2007) and second overall pick in consecutive drafts.

In 2007, Corbin guided the Commodores to their best season ever, finishing with a school-record 54 wins. The team also achieved a No. 1 national ranking for the first time in school history and held that honor for 13 of 15 weeks during the regular season.

Vanderbilt also swept through the SEC, winning both the regular season and tournament crown for the first time ever, and it marked the first time an SEC team had done it since 1996. The team lost only one conference series the entire season against SEC West Division winner Arkansas in Fayetteville and avenged the series loss by defeating the Razorbacks in the SEC tournament title game.

The conference recognized Corbin for the work he had done, naming him SEC Coach of the Year. Corbin also picked up co-National Coach of the Year honors from College Baseball Insider and regional Coach of the Year honors by the American Baseball Coaches Association.

The Commodores hosted their first NCAA Regional as the No. 1 national seed and arrived as a power in college baseball. Corbin's success and methods of running the Vanderbilt program has earned him respect among the college and international baseball communities. In the summer of 2006 he managed the USA Baseball National Team to a 28-2-1 record that culminated with a gold medal finish at the International University Sports Federation World University Championship in Havana, Cuba. The .919 winning percentage set a national team high and garnered special recognition by the United States Olympic Committee.

In 2006, he led a youthful Commodore squad to a 38-27 record and sixth-place finish in the rugged SEC. The team was the youngest team in the league, with seven everyday starters being freshmen or sophomores. For the second time in three seasons, Corbin guided the team to the SEC

championship game and the young squad also gained valuable NCAA experience after advancing to the championship round of the Atlanta Regional. The team posted impressive series wins over College World Series participant Georgia, Super Regional participants South Carolina and Ole Miss, and took series on the road against Florida and LSU. The team handed LSU its worst conference loss at home in school history.

In 2005, Corbin directed the squad to its second consecutive 30-win season, an achievement that had not been done in over 15 years. The campaign was highlighted with series wins over Alabama, Mississippi, South Carolina and College World Series participant Tennessee.

In 2004, Corbin not only directed the Commodores to their first NCAA Tournament appearance in 24 years, but their first-ever Super Regional as they swept through the Charlottesville Regional with victories over George Mason, Princeton and host Virginia. In the Super Regional, they fell to the eventual national runner-up, Texas, still carved out a piece of history as the first team in NCAA baseball history to make it that far one year after finishing with a sub-.500 record. Vanderbilt racked up 45 wins, was the only team to rank among the SEC's top five in earned run average (first), batting average (fourth) and fielding percentage (first) and finished with a .703 winning percentage, third-best in the highly competitive conference, which sent nine schools to the NCAA Tournament. The Commodores' school-record .978 fielding percentage was second in the nation, and their 30 error-free games were 11 more than the previous season.

His first Vanderbilt team in 2003 finished 27-28 overall and 14-16 in the SEC, good enough for second in the Eastern Division. It earned a conference tournament berth with a season-ending sweep of Tennessee capped by a dramatic ninth-inning rally in the series finale. The overall and conference victory totals were the most by a first-year Vanderbilt coach and made more impressive by the fact that the Commodores were 12-5 in one-run games. That squad set then school records for fielding percentage (.972), fewest errors in a season (60), most saves in a season (15) and fewest walks allowed in a season (168). The team notched series victories over nationally-ranked conference foes LSU, Auburn and Florida, each among the top 15 at the time. On May 6, 2003, Vanderbilt recorded the first perfect game in school history, which was a collective effort. Four different pitchers contributed to the 4-0 victory over Western Kentucky.

Corbin, along with his coaching staff's recruiting efforts paid off in 2005, 2011 and 2012 as each recruiting class was labeled the nation's best by Baseball America.

Before Corbin was hired as the 21st coach in program history, Vanderbilt had not earned a spot in the conference tournament in a decade but made the post-season tournament in 2004. During the 2004 regular season, Vanderbilt swept a series against Mississippi State for the first time. It was one of three conference whitewashes and one of five series wins in all. His efforts earned him the 2004 Vanderbilt Coach of the Year award and a nomination for the Nashville Sports Council's Sports Person of the Year. Plus, a school-record five players were named to the SEC All-Tournament team, five players were drafted on the first day and seven Vanderbilt players in all were chosen in the Major League Baseball Draft, topped by No. 6 overall pick, Jeremy Sowers.

Corbin came to Vanderbilt following nine seasons as an assistant coach at baseball power Clemson. During his time there (1994-2002), the Tigers had more victories than all but four programs. Clemson won more than 71-percent (434 wins, 172 losses) of its games, captured two Atlantic Coast Conference regular season titles, made nine appearances in the NCAA Tournament and reached the College World Series four times (1995, 1996, 2000 and 2002). The Tigers ended the 2002 season with their ninth consecutive top-25 finish and sixth top 10-finish since 1994. Corbin was promoted twice during his tenure. He received the title of assistant head coach in 1998 and in September 2001 became associate head coach and recruiting coordinator. He crafted a national reputation as one of the most respected assistant coaches in the country while helping produce nine straight top-25 ranked recruiting classes. His on-field work with outfielders and hitters helped 20 Clemson players earn All-America honors and 36 drafted to play professional baseball.

Corbin's dedication and attention to detail caught the eye of the national baseball publication Baseball America on numerous occasions. In 1997, it touted the Clemson coaching staff as one of the top five "College Recruiting Staffs" in the country. It later tabbed the 1999 Tiger freshman class as No. 1 nationally. In 2000, Baseball America and the American Baseball Coaches Association named Corbin its National Assistant Coach of the Year. Also in 2000, Southern California head coach Mike Gillespie served as skipper of the USA Baseball team and chose Corbin as an assistant for his staff. That group guided the Americans to a gold-medal finish at the World Championships in the Netherlands, and that team set a national program record for best winning percentage (.900).

Prior to his tenure at Clemson, Corbin was head coach at Presbyterian College for six seasons beginning in 1988. There he restarted a baseball program that had been dormant for several years. He directed Presbyterian College from NAIA to NCAA Division II status and had a 106-138 overall record. Along the way, the Blue Hose made three consecutive appearances in the South Atlantic playoffs (1991-93), and Corbin earned South Atlantic Coach of the Year honors in 1990.

## Student-Athletes and Recruits Drafted Under Corbin

2024		
Owen Hall, RHP	DET	2nd Round
Bryce Cunningham, RHP	NYY	2nd Round
Carter Holton, LHP	ATL	2nd Round
Greysen Carter, RHP	NYY	5th Round
Andrew Dutkanych IV, RHP	STL	7th Round
Davis Diaz, INF/C	OAK	8th Round
Dvin Futrell, LHP	BOS	10th Round
Alan Espinal, C	COL	11th Round

2023		
Max Clark, OF	DET	1st Round (3rd Overall)
Enrique Bradfield Jr., OF	BAL	1st Round (17th Overall)
George Lombard, SS	NYY	1st Round (26th Overall)
Thomas White, LHP	MIA	1st Round (35th Overall)
Alex Clemmey, LHP	CLE	2nd Round
Hunter Owen, LHP	KC	4th Round
Patrick Reilly, RHP	PIT	5th Round
Nick Maldonado, RHP	MIA	8th Round
Thomas Schultz, RHP	WAS	9th Round
RJ Schreck, OF	SEA	9th Round
Grayson Moore, RHP	CHC	14th Round

2022		
Andruw Jones, OF	ARI	1st Round (2nd Overall)
Kumar Rocker, RHP	TEX	1st Round (3rd Overall)
Dylan Lesko, RHP	SD	1st Round (15th Overall)
Brandon Barriera, LHP	TOR	1st Round (23rd Overall)
Spencer Jones, OF	NYY	1st Round (25th Overall)
Noah Schultz, LHP	CWS	1st Round (26th Overall)
Sal Stewart, 3B	CIN	1st Round (32nd Overall)
Karson Milbrandt, RHP	MIA	3rd Round
Dominic Keegan, UTL	TB	4th Round
Chris McElvain, RHP	CIN	8th Round
Ryan Clifford, OF	HOU	11th Round
Javier Vaz	KC	15th Round
Carter Young	BAL	17th Round

2021		
Jack Leiter, RHP	TEX	1st Round (2nd Overall)
Jordan Lawlar, SS	ARI	1st Round (5th Overall)
Kumar Rocker, RHP	NYM	1st Round (10th Overall)
Joshua Baez, OF	STL	2nd Round
Michael Morales, RHP	SEA	3rd Round
Luke Murphy, RHP	LAA	4th Round
CJ Rodriguez, C	OAK	5th Round
Hugh Fisher, LHP	ARI	10th Round
Davis Diaz, INF	ARI	12th Round
Jayson Gonzalez, INF	CWS	17th Round
Carter Holton, LHP	MIL	19th Round
Dominic Keegan, UTL	NYY	19th Round

2020*		
Austin Martin, UTL	TOR	1st Round (5th overall)
Robert Hassell III, OF	SD	1st Round (8th overall)
Pete Crow-Armstrong, OF	NYM	1st Round (19th overall)
Tyler Brown, RHP	HOU	3rd Round
Jake Eder, LHP	MIA	4th Round
Mason Hickman, RHP	CLE	5th Round

*\*Draft shortened to five rounds*

2019		
JJ Bleday, OF	MIA	1st Round (4th overall)
Anthony Volpe, SS	NYY	1st Round (30th overall)
Kendall Williams, RHP	TOR	2nd Round
Trejyn Fletcher, OF	STL	2nd Round
Drake Fellows, RHP	SD	6th Round
Philip Clarke, C	TOR	9th Round
Ethan Paul, SS	PIT	9th Round
Stephen Scott, OF	BOS	10th Round

Zach King, LHP	MIA	13th Round
Jackson Gillis, LHP	MIL	13th Round
Joe Gobillot, LHP	TB	16th Round
AJ Franklin, LHP	KC	17th Round
Patrick Raby, RHP	CIN	17th Round
Pat DeMarco, OF	NYY	17th Round
Jack Leiter, RHP	NYY	20th Round
Ty Duvall, C	OAK	25th Round
Parker Noland, 3B	MIA	31st Round
Spencer Jones, OF	LAA	31st Round
Julian Infante, 1B	MIA	36th Round
Maxwell Romero Jr., C	CIN	38th Round
T.J. McKenzie, SS	STL	39th Round

2018		
Ryan Weathers, LHP	SD	1st Round (7th overall)
Ethan Hankins, RHP	CLE	1st Round (35th overall)
Xavier Edwards, SS	SD	CBA, 38th pick
Will Banfield, C	MIA	CBB, 69th pick
Connor Kaiser, SS	PIT	3rd Round
Ryder Green, OF	NYY	3rd Round
Reid Schaller, RHP	WAS	3rd Round
Chandler Day, RHP	WAS	7th Round
Brett Hansen, RHP	HOU	38th Round
Nick Northcut, 3B	BOS	11th Round
Maddux Conger, RHP	DET	22nd Round
Justin Wilson, RHP	RHP	23rd Round
Alonzo Jones, OF	OAK	25th Round
Ethan Paul, SS	PIT	26th Round
Stephen Scott, OF	MIA	31st Round
Austin Becker, RHP	TEX	37th Round
Kumar Rocker, RHP	COL	38th Round
Isaiah Thomas, OF	COL	39th Round

2017		
Kyle Wright, RHP	ATL	1st Round (5th overall)
Jeren Kendall, OF	LAD	1st Round (23rd overall)
Will Toffey, 3B	OAK	4th Round
Jason Delay, C	PIT	4th Round
Collin Snider, RHP	KC	12th Round
Reed Hayes, RHP	BAL	13th Round
Matt Ruppenthal, RHP	HOU	17th Round
Pat DeMarco	NYY	24th Round
Cooper Davis	OF	25th Round
Tyler Brown, RHP	CIN	26th Round
Jake Eder, LHP	NYM	34th Round
Ro Coleman, OF	DET	34th Round

2016		
Ian Anderson, RHP	ATL	1st Round (3rd overall)
Braxton Garrett, LHP	MIA	1st Round (7th overall)
Jordan Sheffield, RHP	LAD	1st Round (36th overall)
Ben Bowden, LHP	COL	2nd Round
Bryan Reynolds, OF	SF	2nd Round
Thomas Jones, OF	MIA	3rd Round
Jason Delay, C	SF	11th Round
John Kilichowski, LHP	STL	11th Round
Kobie Taylor, OF	TEX	15th Round
Will Toffey, 3B	BAL	25th Round

2015		
Dansby Swanson, SS	ARI	1st Round (1st overall)
Carson Fulmer, RHP	CHW	1st Round (8th overall)
Walker Buehler, RHP	LAD	1st Round (24th overall)
Nolan Watson, RHP	KC	1st Round (33rd overall)
Triston McKenzie, RHP	CLE	1st Round (42nd overall)
Bryce Denton, 3B	STL	2nd Round
Philip Pfeifer, LHP	LAD	3rd Round
Rhett Wiseman, OF	WAS	3rd Round
Darryl Wilson, OF	CHC	4th Round
Tyler Ferguson, RHP	TEX	6th Round

Zander Wiel, 1B	MIN	12th Round
Reggie Pruitt, OF	TOR	24th Round
Donny Everett, RHP	MIL	29th Round
Chandler Day, RHP	CLE	30th Round
Alonzo Jones, SS	CHC	36th Round
John Kilichowski, LHP	CHC	39th Round

2014		
Tyler Beede, RHP	SF	1st Round (14th overall)
Touki Toussaint, RHP	ARI	1st Round (16th overall)
Justus Sheffield, LHP	CLE	1st Round (31st overall)
Cody Reed, LHP	ARI	2nd Round
Adam Ravenelle, RHP	DET	4th Round
Dylan Cease, RHP	CHC	6th Round
Vince Conde, SS	NYY	9th Round
Jared Miller, LHP	ARI	11th Round
Brian Miller, RHP	TB	15th Round
Will Toffey, 3B	NYY	23rd Round
Jeren Kendall, OF	BOS	30th Round

2013		
Kevin Ziomek, LHP	DET	2nd Round
Conrad Gregor, 1B	HOU	4th Round
Tony Kemp, 2B	HOU	5th Round
Connor Harrell, OF	DET	7th Round
Spencer Navin, C	LAD	11th Round
Jordan Sheffield, RHP	BOS	13th Round
Mike Yastrzemski, OF	BAL	14th Round
Aubrey McCarty, INF/P	SF	35th Round
Ro Coleman, INF	CWS	40th Round

2012		
Matt Olson, 1B	OAK	1st Round (47th overall)
Collin Wiles, RHP	TEX	1st Round (53rd overall)
Sam Selman, LHP	KC	2nd Round
Drew VerHagen, RHP	DET	4th Round
Anthony Gomez, SS	MIA	6th Round
Walker Buehler, RHP	PIT	14th Round
Carson Fulmer, RHP	BOS	15th Round
Will Clinard, RHP	DET	19th Round
Rhett Wiseman, OF	CWS	25th Round
Mike Yastrzemski, OF	SEA	30th Round
Connor Harrell, OF	DET	31st Round
Xavier Turner, 3B	BOS	34th Round
Pat Delano, RHP	BOS	35th Round
Dansby Swanson, SS	COL	38th Round
Tyler Ferguson	SF	40th Round

2011		
Sonny Gray, RHP	OAK	1st Round (18th overall)
Tyler Beede, RHP	TOR	1st Round (21st overall)
Kevin Comer, RHP	TOR	1st Round (57th overall)
Grayson Garvin, LHP	TB	1st Round (59th overall)
Jason Esposito, 3B	BAL	3rd Round
Jack Armstrong, RHP	HOU	3rd Round
Aaron Westlake, 1B	DET	3rd Round
Corey Williams, LHP	MIN	3rd Round
Taylor Hill, RHP	WAS	6th Round
Mark Lamm, RHP	ATL	6th Round
Curt Casali, C	DET	10th Round
Shawon Dunston Jr., OF	CHC	11th Round
John Norwood, OF	TOR	12th Round
Navery Moore, RHP	ATL	14th Round
Will Clinard, RHP	MIN	30th Round
Philip Pfeifer, LHP	TEX	44th Round
Adam Ravenelle, RHP	NYY	44th Round
Nevin Wilson, LHP	PHI	44th Round
Joe Loftus, OF	ARI	46th Round

## Student-Athletes and Recruits Drafted Under Corbin

2010		
Drew Hayes, RHP	CIN	11th Round
Kevin Ziomek, LHP	ARI	13th Round
Aaron Westlake, 1B/OF	TOR	22nd Round
Taylor Hill, RHP	CLE	30th Round
Russell Brewer, RHP	COL	31st Round
Andrew Giobbi, C	SEA	32nd Round
Joel McKeithan, SS	COL	39th Round
Conrad Gregor, 1B/OF	CWS	40th Round
Chase Reid, RHP	STL	41st Round
Robert Hansen, RHP	STL	45th Round
T.J. Pecoraro, RHP	HOU	48th Round

2009		
Mike Minor, LHP	ATL	1st Round (7th overall)
Caleb Cotham, RHP	NYN	5th Round
Nick Christiani, RHP	CIN	13th Round
Sam Selman, LHP	LAA	14th Round
Steven Liddle, OF	MIN	15th Round
Drew Hayes, RHP	SEA	22nd Round
Regan Flaherty, INF/OF	SEA	28th Round
Michael Yastzemski, OF	BOS	36th Round
Jonathan White, OF	ARI	40th Round

2008		
Pedro Alvarez, 3B	PIT	1st Round (2nd overall)
Ryan Flaherty, SS	CHC	1st Round (41st overall)
Brett Jacobson, RHP	DET	4th Round
Ryan Westmoreland, OF	BOS	5th Round
Jason Esposito, SS	KC	7th Round
Dominic de la Osa, OF	MIN	11th Round
David Macias, OF	CHC	19th Round
Shea Robin, C	HOU	20th Round
Navery Moore, RHP	BOS	26th Round
Sonny Gray, RHP	CHC	27th Round
Matt Marquis, OF	BOS	28th Round
Joe Loftus, 3B	MIN	29th Round
Nick Christiani, RHP	CLE	32nd Round
Jack Armstrong, RHP/1B	TEX	36th Round
Will Clinard, RHP	LAD	37th Round
Alex Feinberg, 2B	COL	43rd Round
Grayson Garvin, LHP	HOU	45th Round

2007		
David Price, LHP	TB	1st Round (1st overall)
Casey Weathers, RHP,	COL	1st Round (8th overall)
Dominic de la Osa, INF/OF	DET	10th Round
Cody Crowell, LHP	TOR	14th Round
Ty Davis, RHP	ARI	22nd Round
Tyler Rhoden, RHP	CIN	22nd Round
Jonathan White, OF	MIL	24th Round
Stephen Shao, LHP	COL	26th Round
Kellen St. Luce, LHP	FLA	37th Round
Chase Reid, RHP	MIL	42nd Round
Sean Bierman, LHP	CIN	42nd Round
Joey Manning, OF	PHI	47th Round

2006		
Mike Minor, LHP	TB	13th Round
Matt Buschmann, RHP	SD	15th Round
Brian Hernandez, C	SD	19th Round
Casey Weathers, RHP	DET	25th Round
Greg Moviell, LHP	SEA	26th Round

2005		
Kyler Burke, OF	SD	1st Round (35th overall)
Jensen Lewis, RHP	CLE	3rd Round
Ryan Mullins, LHP	MIN	3rd Round
Mike Baxter, 1B	SD	4th Round
Jeff Sues, RHP	PIT	5th Round
Ryan Rote, RHP	CWS	5th Round
Brett Jacobson, RHP	ARI	11th Round
Pedro Alvarez, 3B	BOS	14th Round
Warner Jones, INF	DET	17th Round
Tony Mansolino, INF	PIT	26th Round
Antoan Richardson, OF	SF	35th Round
Bobby Kennedy, LHP	PHI	39th Round
Kurt Lipton, OF	SF	40th Round
Diallo Fon, OF	NYN	49th Round

2004		
Jeremy Sowers, LHP	CLE	1st Round (6th overall)
Kyle Waldrop, RHP	MIN	1st Round (25th overall)
Cesar Nicolas, 1B/DH	ARI	5th Round
Ryan Klosterman, SS	TOR	5th Round
Antoan Richardson, OF	ARI	13th Round
Jeff Sues, RHP	CLE	14th Round
David Price, LHP	LAD	19th Round
Jonathan Douillard, C	CHC	28th Round
Ryan Davis, INF	TB	36th Round
Ryan Rote, RHP	NYN	37th Round
Dominic de la Osa, INF	DET	49th Round

2003		
Robert Ransom, RHP	CHC	23rd Round
Steven Jackson, RHP	CLE	32nd Round
Greg Del George, INF	CWS	46th Round

2002		
Khalil Greene, SS	SD	1st Round (13th overall)
Michael Johnson, INF	SD	2nd Round
Jeff Baker, INF	COL	4th Round
William Lamura, RHP	CWS	5th Round
Matt Henrie, RHP	ARI	7th Round
Stephen Reba, RHP	COL	21st Round
Jarrod Schmidt, RHP	CIN	24th Round
Ryan Childs, RHP	BAL	33rd Round

2001		
Josh Cram, RHP	SF	4th Round
Patrick Boyd, OF	TEX	7th Round
Khalil Greene, INF	CHC	14th Round
Steve Reba, RHP	OAK	16th Round
Nick Glaser, RHP	PHI	35th Round

2000		
Patrick Boyd, OF	TEX	4th Round
Ryan Mottl, RHP	CIN	6th Round
Scott Berney, RHP	COL	18th Round

1999		
Mike Paradis, RHP	BAL	1st Round (13th overall)
Chris Heck, LHP	SD	5th Round
Brian Adams, LHP	BOS	11th Round
Doug Roper, INF	TOR	26th Round
Ryan Mottl, RHP	TEX	27th Round
Kurt Bultmann, INF	PIT	34th Round

1998		
Matt Padgett, OF	FLA	5th Round
Matt White, LHP	CLE	15th Round

1997		
Matthew LeCroy, C	MIN	1st Round (50th overall)
Gary Burnham, OF	PHI	22nd Round

1996		
Kris Benson, RHP	PIT	1st Round (1st overall)
Billy Koch, RHP	TOR	1st Round (4th overall)
David Shepard, RHP	CIN	3rd Round
Ken Vining, LHP	CWS	4th Round
Brian Matz, LHP	MON	8th Round
Paul Galloway, INF	SF	14th Round
Doug Livingston, INF	COL	17th Round

## Associate Head Coach Scott Brown



### The Brown File

Alma Mater • SUNY-Cortland '00

Family • Wife, Mary;  
son, Nolan;  
daughters, Kelsey, Riley and Emma

Twitter • @browntown\_vandy

The 2025 season is Scott Brown's 13th as the pitching coach and ninth as associate head coach at Vanderbilt. Brown has helped the Commodores go 510-226-1 (.693).

During Brown's tenure, 44 Commodore pitchers have been selected in the MLB Draft, including 13 in the first three rounds.

Brown has helped the Commodores to two national championships, four College World Series finals appearances, 12 NCAA Tournaments and six NCAA Super Regional appearances. Since 2013, 13 different Vandy pitchers have been named All-America.

Brown helped guide Vanderbilt to its 18th consecutive NCAA Tournament berth during the 2024 season. In the 2024 MLB Draft, five Vandy pitchers were selected including a pair of second round picks in Bryce Cunningham and Carter Holton.

Vanderbilt hosted an NCAA Tournament Regional after taking home the 2023 SEC Tournament Championship. The Commodores finished the season with a 42-20 mark. Vandy's pitching staff ranked top-4 in Division I in hits allowed per nine innings (7.26) and WHIP (1.27) and ranked 17th in ERA (4.27).

The 2022 Vanderbilt pitching staff tallied a nation-leading 10 shutouts across the 2022 campaign, which marked the second-highest total for the program during Brown's tenure. The Commodores were led by the freshman left-handed duo of Carter Holton and Devin Futrell, who ranked first and second on the team in wins, respectively, and both received Freshman All-America honors.

The Commodores closed out the season with a 3.95 ERA, which ranked 12th in the nation and second in the SEC. The Vanderbilt arms ranked third in the country in hits allowed per nine innings with a mark of 6.26, while posting the eighth-best WHIP in the nation at a mark of 1.27.

In July, Brown was named to the 2022 USA Baseball Collegiate National Team Coaching Staff, serving as the team's pitching coach. He helped guide the red, white and blue to a bronze medal at Honkbalweek Haarlem.

Brown's USA pitching staff sported a 0.70 ERA across the seven games of action, allowing just five earned runs across 49.2 innings of work. The pitching staff struck out 62 batters, while notching shutout performances in three of their seven contests.

Vanderbilt concluded its 2021 season with a second straight appearance to the College World Series, marking the second time the program has made consecutive trips to Omaha. The Commodores finished as the national runner-up behind a 49-18 mark, falling one game short of the national title.

Vandy set a program record with 790 strikeouts, which ranked second in the nation. The pitching duo of Kumar Rocker and Jack Leiter tied for the nation's lead in strikeouts with 179 apiece, becoming the first pair of teammates to lead the country in strikeouts in at least 30 seasons.

Rocker tied a program single-season record in wins with 14, which placed him first in the country, while Leiter ranked sixth in the nation with 11 wins on the campaign. Rocker and Leiter were tabbed finalists for both the Golden Spikes Award and the Dick Howser Trophy, becoming the third Vanderbilt duo to do so in the same season.

The Commodores closed out the campaign with a 3.46 ERA, which ranked eighth in the nation and led the SEC, while notching eight shutouts on the season. The Vandy pitching staff led the country in hits allowed per nine innings with a mark of 6.26, while posting the second-best WHIP in the nation at a mark of 1.11.

In July, Leiter and Rocker were both selected in the top-10 of the Major League Baseball Draft, marking the second time that Vanderbilt has had multiple top-10 picks since Brown's arrival to Nashville.

The Commodores capped their shortened 2020 campaign ranked No. 5 by Collegiate Baseball. Vanderbilt led the nation in ERA (1.84) while finishing third in hits allowed per nine innings (5.51), fourth in strikeouts per nine innings (12.1) and fifth in shutouts (4). Vanderbilt tossed three consecutive shutouts for the first time since 2011, doing so from Feb. 18-21.

In 2019, Vanderbilt led the nation with 765 strikeouts, marking the third time in six seasons the Commodores have accomplished the feat. Three pitchers finished in the top-15 nationally in wins including right-hander Drake Fellows, who matched a national-best with 13.

All six draft-eligible pitchers were selected in the 2019 MLB Draft including Fellows who was taken in the sixth round by the San Diego Padres. Reliever Tyler Brown set a school record with 17 saves, a mark that ranked second nationally and tops in the SEC.

Right-hander Kumar Rocker burst into the spotlight, being named the College World Series Most Outstanding Player in addition to being tabbed freshman of the year by Baseball America and D1Baseball.com. In a 3-0 win over Duke in the NCAA Super Regional on June 8, Rocker threw Vanderbilt's first individual no-hitter since 1971. Rocker set a Vanderbilt postseason record for strikeouts (19), surpassing David Price's mark of 17 against Austin Peay in 2007.

The Commodores finished the 2018 season ranked 20th nationally with 9.4 strikeouts per nine innings. Right-hander Mason Hickman was named freshman All-America following while four Commodores heard their name called during the MLB Draft.

The 2017 season resulted in Brown's fifth first-round arm taken in the MLB Draft when the Atlanta Braves selected Kyle Wright with the fifth overall pick. The right-hander started 16 games for the Commodores and went 5-6 with a 3.40 ERA. He struck out a team-high 121 in 103.1 innings pitched. He was named first-team All-SEC, joining Carson Fulmer as Commodore pitchers to nab first-team honors.

Wright teamed with sophomore Patrick Raby to give Vanderbilt one of the best tandems in the country. Raby with 10-4 with a 2.73 ERA in 16 starts. He tossed a team-high 105.1 innings. Starters Drake Fellows and Chandler Day rounded into form as the season progressed. Fellows started 10 games and pitched in 16 overall. He posted a 3-3 record with a 3.30 ERA in 62.2 innings. Day went 7-2 with a 3.78 ERA in 13 games (12 starts).

Brown's staff posted five shutouts to run the total to 35 during his tenure. The pitching staff led the SEC in hits allowed per nine innings. The group yielded only 7.47 hits per nine, sixth-best in the country.

Brown's fourth season on West End featured another first-round pick in Jordan Sheffield, his fourth with the Commodores. Sheffield headlined a young pitching staff that punched out 593 batters and walked just 211, the team's fewest since 2011. The staff also combined for nine shutouts. Junior Ben Bowden's 10 saves led the Commodores and placed him fourth in a single season at Vanderbilt all-time.

Sophomore Kyle Wright blossomed in a move from the bullpen to the starting rotation, going 8-4 with a 3.09 ERA in 16 starts. Wright earned second team All-SEC honors after going 5-3 with a 1.76 ERA in his 10 league starts. Brown also developed freshman Patrick Raby into a freshman All-American and freshman All-SEC pitcher in his first season. Raby started 10 games for the Commodores, going 7-1 with a 2.61 ERA.

For the second straight season, Brown's pitching staff broke the school record for strikeouts, smashing 2014's total with 703 strikeouts as the Commodores marched back to the College World Series finals for the second straight year. For the third time under Brown, Vandy posted a team ERA under 3.00 (2.84), marking the first time in program history the team has posted three consecutive team ERAs under 3.00. The Commodores' 14 shutouts led the nation and also set a program standard.

The Vanderbilt pitching staff held two first round picks in Carson Fulmer (8th overall) and Walker Buehler (24th overall) and a third-round pick in Philip Pfeifer. Fulmer matched the school record with 14 wins en route to National Pitcher of the Year honors and being named consensus first team All-America as well as SEC Pitcher of the Year. He became the fourth pitcher in league history to win the pitching triple crown, leading America's best conference in wins, ERA and strikeouts. Fulmer's career ERA of 1.99 is just the second sub-2.00 career ERA in school history, joining the legendary Jeff Peeples.

## Associate Head Coach Scott Brown

Brown developed Kyle Wright into a freshman All-American as the right-hander moved into the team's closer role at the end of the season, finishing the year with a 6-1 record and 1.23 ERA.

Brown's second Vandy pitching staff set the school record with 636 strikeouts, passing the epic 2007 pitching staff that featured David Price and Casey Weathers. The Dores' pitching staff also posted a sub-3.00 ERA for the second straight season under Brown with a 2.90 team ERA led by All-SEC pitcher Carson Fulmer, whose 1.98 ERA was the fifth-lowest in school history and lowest since 1973.

Fulmer's low ERA marked the second straight season that a Commodore pitcher posted an ERA in the top 10 in school history. Fulmer also led the team with 10 saves before seamlessly transitioning to the starting rotation midway through conference play.

The staff also featured first-round pick Tyler Beede, who led the team with 116 strikeouts, and 12-game winner Walker Buehler. Buehler's 12 wins matched the third-most in a single-season by a Commodore.

Brown again developed a freshman into a freshman All-American with Hayden Stone earning the honor. Stone's freshman campaign was phenomenal with the right-hander striking out 80 in 58 innings. Brown developed one freshman pitcher into a freshman All-American in each of his first three seasons at Vanderbilt.

The Commodores' pitching staff posted one of the best years in Vanderbilt history in Brown's first season going 54-12 with 24 saves and a team ERA of 2.76 - marking the second time in three years the Dores have posted a sub-3.00 ERA. The Vandy pitching staff was dominant led by All-Americans Tyler Beede, Kevin Ziomek and Brian Miller leading the way with freshman All-American Carson Fulmer playing a key role. Beede and Ziomek paired up to be a force for the Commodores combining to win 25 games with Beede winning a school record 14 games. Miller became the school's all-time saves leader with a school single-season record 16 saves in 2013 to give him 21 in his first two seasons.

Brown's work with freshmen Fulmer, Buehler and Tyler Ferguson was evident as the trio improved throughout the season. Fulmer blossomed into one of the Dores' most valuable pitchers in the bullpen down the stretch. Buehler spent time in the weekend starting rotation and Ferguson started four midweek games for the squad going 3-1.

Brown joined the Commodores after nine successful seasons at St. John's as the Red Storm's pitching coach. During his time at St. John's, Brown oversaw remarkable progress in the Red Storm pitching staff, a group that has had 15 players sign professional contracts in eight seasons. Four pitchers (Rob Delaney, Craig Hansen, Anthony Varvaro and Scott Barnes) that Brown mentored at St. John's have played major league baseball.

Led by first-team All-Big East and second team all-region honoree Kyle Hansen, the 2011 staff tossed four shutouts, had 399 strikeouts and limited opponents to just a .261 average. Hansen, who tossed a complete-game shutout against Notre Dame, set a school-record with 107.2 innings pitched and finished with 106 strikeouts, good for sixth all-time.

The 2010 pitching staff helped the team win a school-record 43 games and racked up 455 strikeouts, second-most in school history. A third-team All-Big East selection, freshman Kyle Hansen earned freshman All-America honors from Baseball America, Louisville Slugger and the NCBWA, and was the Big East Tournament Most Outstanding Player. Three players were drafted in the MLB Draft, and alums Rob Delaney and Anthony Varvaro each made their Major League debuts.

A season after seven pitchers graduated or were drafted, a young 2009 staff that featured four freshmen ranked sixth in the Big East with 328 strikeouts. Brown also had two of his alums, Rob Delaney and Anthony Varvaro, added to MLB 40-man rosters.

Brown helped lead the 2008 pitching staff to a 3.78 ERA, which ranked first in the Big East and ninth in the country, and gave the Red Storm staff an ERA that ranked in the top 10 nationally for the third straight season. Lefty George Brown was a second-team All-American, Big East Pitcher of the Year and a first team all-conference selection, while Scott Barnes (first team) and Colin Lynch (second team) also earned all-conference honors. Five players were also selected in the MLB Draft, as Barnes (8th round), Justin Gutsie (14th), Jared Yecker (22nd), Brown (27th) and Lynch (40th) all signed professional contracts.

The 2007 staff posted a 3.48 ERA, which ranked 10th in the country and second in the Big East, and two pitchers earned All-Big East recognition as southpaw Scott Barnes was named to the first team and lefty George Brown earned third-team honors.

In his third season at St. John's, Brown guided the 2006 pitching staff to an ERA (3.21) that ranked fifth in the country.

The 2005 Red Storm staff had a combined 3.38 ERA and set a school record with a conference-leading 499 strikeouts. Craig Hansen and Anthony Varvaro each earned All-America honors, while Hansen was named Big East Pitcher of the Year. Four pitchers went on to sign professional contracts. Hansen went on to become the first player in Red Sox history to make his major league debut the same year he was drafted.

In 2004, his first season at St. John's, Brown guided the Red Storm pitching staff to a 3.86 ERA, which ranked second in the Big East and was nearly a run-and-a-half better than the previous season.

From 2002-04, Brown served as the head coach of the Sanford Mainers of the New England Collegiate Baseball League, one of the top summer wooden-bat leagues in the nation. Brown was named the league's manager of the year.

Brown came to St. John's from the State University of New York at Cortland, where he served four years as an assistant coach.

Brown first entered the coaching ranks after a stellar three-year pitching career at Cortland. A second team All-American in 1999 after going 9-1 with a 2.03 ERA, Brown racked up 19 career victories at Cortland, a mark that tied for fifth-most in school history.

Brown and his wife Mary have one son, Nolan, twin daughters, Kelsey and Riley, and daughter Emma.

## Coaching Staff



**Jayson King**  
Hitting Coach  
1st season at Vanderbilt  
Framingham State College '93

Jayson King joined the Vanderbilt coaching staff in July 2024 as an assistant coach.

King came to Vandy after seven seasons as head coach at Dayton. King has 27 years of head coaching experience with 840 career victories including 165 with the Flyers. Prior to Dayton, King was the associate head coach and recruiting coordinator at Army for the 2017 season after spending the previous 18 seasons as head coach at NCAA Division II Franklin Pierce.

At Franklin Pierce, he led the Ravens to 10 NE-10 Conference championships, seven NCAA Northeast Regional appearances, and seven trips to the NCAA Division II College World Series. King earned the American Baseball Coaches Association (ABCA) Northeast Region Coach of the Year honor on seven occasions, most recently in 2016. He was also selected the Division II Coach of the Year by the New England Intercollegiate Baseball Association (NEIBA) seven times.

A 1993 graduate of Framingham State (Mass.) College, King received a bachelor's degree in sociology while playing four seasons for the Rams. He went on to earn his master's degree in physical education in 1996 from Springfield (Mass.) College.


In July 2023, King had 2023 ace Mark Manfredi selected in the ninth round of the MLB Draft by the Milwaukee Brewers, marking the highest pick in program history. Two others, Riley Tirota and Mariano Ricciardi, were selected in 2021 under King's tutelage, becoming the first FlyBoys drafted since 2012, and the first time a pair of Flyers were picked since 2010.

The 2021 season saw the Flyers hit 69 home runs, the third-most in a season in program history and strike out 436 opposing hitters, the second-highest total from a Dayton team.

In 2019, the Flyers went 32-26-1 and advanced to the championship game of the Atlantic 10 Tournament. The team's 32 wins were also the program's most since the 2011 season. Dayton also set the program record with 491 strikeouts by Flyer pitchers.

Dayton saw its conference winning percentage improve by 30 percent from the 2017 and 2018 combined seasons to the 2019 and 2021 seasons, the sixth-highest increase of any school in Division I.

His first full recruiting class at Dayton was ranked in the top 100 in the nation by Perfect Game and No. 2 in the Atlantic 10 Conference.



**Ty Blankmeyer**  
Assistant Coach  
1st season at Vanderbilt  
St. John's '16

Ty Blankmeyer joined the Vanderbilt coaching staff in July 2024 after two seasons as an assistant coach and recruiting coordinator at Duke. Prior to Duke, Blankmeyer spent one season on the staff at Wake Forest.

In 2024, under Blankmeyer's guidance, the Blue Devils set a new program high with a .980 fielding percentage. Duke won its second ACC Tournament championship in Charlotte, North Carolina, while not recording an error in all four games. On the offensive side, Duke broke the home run record after blasting 116 on the season and shattered the program record for runs scored with 501.


In his one year on the staff at Wake Forest as a volunteer assistant coach, Blankmeyer was instrumental in the team's base running and fielding improvements. Wake finished sixth in the ACC with a .973 fielding percentage, eight spots higher than the Demon Deacons' finish the year prior.

A native of Morristown, New Jersey, he enjoyed an impressive career at St. John's from 2012-16 where he helped lead the program to the Big East regular-season and tournament titles in 2015 under his father, Ed – the winningest coach in St. John's history with 829 victories.

His grandfather, Mike Sheppard Sr., was a legendary baseball coach at Seton Hall, winning 998 games, making 10 NCAA Tournament appearances and two College World Series runs.

Blankmeyer was selected by the Cincinnati Reds in the 2016 MLB Draft and hit .280 in the Pioneer League before stepping into a player development role with the franchise at the Arizona Complex League (AZL), working alongside Jose Nieves and Barry Larkin. From there, he moved to the Milwaukee Brewers where he managed all scouting responsibilities in the Northeast region for five seasons.

## Staff



---

**Walker Grisanti**  
Strength and Conditioning Coach  
5th season at Vanderbilt  
Vanderbilt '19



---

**Amy Elkus**  
Director • Baseball Operations  
5th season at Vanderbilt  
Kentucky '14



---

**Tyler Herb**  
Quality Control  
1st season at Vanderbilt  
Coastal Carolina '14



---

**Josh Foster**  
Director • External Affairs  
5th season at Vanderbilt  
Alabama '17



---

**Chris Matarazzo**  
Athletic Trainer  
9th season at Vanderbilt  
Springfield College '12



---

**Zach Monash**  
Video Coordinator  
2nd season at Vanderbilt  
Arizona '13



---

**Brandon Barak**  
Director • Player Development  
10th season at Vanderbilt  
Illinois '12



---

**John Michael Morris**  
Director of Recruiting  
3rd season at Vanderbilt  
Middle Tennessee '11



---

**Bailey Provo**  
Equipment Manager  
4th season at Vanderbilt  
Lipscomb '21



---

**Ro Coleman**  
Maggie Corbin Minority Baseball Apprentice  
2nd season at Vanderbilt  
Vanderbilt '17



## 2024 Statistics

Player	avg	gp-gs	ab	r	h	2b	3b	hr	rbi	tb	slg%	bb	hp	so	gdp	ob%	sf	sh	sb-att	po	a	e	fld%		
42 RJ Austin	.335	60-60	242	49	81	14	2	5	54	114	.471	23	7	38	2	.402	4	1	28-33	327	42	5	.987		
1 Matthew Polk	.316	52-51	187	35	59	16	1	5	21	92	.492	7	11	38	4	.372	2	2	8-9	92	0	2	.979		
3 Jayden Davis	.315	46-45	168	34	53	12	1	2	36	73	.435	18	5	21	7	.394	2	0	2-3	53	103	9	.945		
13 Jonathan Vastine	.299	60-60	211	44	63	18	2	10	42	115	.545	26	5	66	3	.384	3	8	12-15	64	128	8	.960		
45 Alan Espinal	.289	59-59	211	48	61	15	0	13	49	115	.545	33	6	79	1	.398	1	1	4-4	478	24	1	.998		
28 Camden Kozeal	.284	43-35	148	24	42	8	0	5	28	65	.439	14	2	32	2	.349	2	1	1-1	16	22	2	.950		
19 Troy LaNeve	.265	49-43	147	30	39	14	2	6	33	75	.510	19	10	48	2	.384	1	0	1-1	54	2	1	.982		
11 Davis Diaz	.248	61-60	226	44	56	10	0	7	39	87	.385	30	6	44	4	.350	1	2	4-6	30	100	6	.956		
-----																									
9 Raymond Velazquez	1.000	3-0	1	0	1	0	0	0	0	1	1.000	0	0	0	0	1.000	0	0	0-0	2	1	0	1.000		
18 JD Rogers	.333	16-5	15	4	5	0	0	1	1	8	.533	4	0	5	0	.474	0	1	0-0	6	0	0	1.000		
21 Calvin Hewett	.295	54-38	122	31	36	6	2	2	22	52	.426	15	11	23	1	.419	0	3	26-28	96	1	2	.980		
16 Jack Bulger	.289	30-18	76	8	22	1	0	3	16	32	.421	7	4	16	0	.371	2	0	3-3	40	4	0	1.000		
26 Braden Holcomb	.252	35-30	103	24	26	7	0	5	17	48	.466	15	0	43	1	.345	1	0	1-1	120	5	3	.977		
10 Jacob Humphrey	.227	40-10	44	16	10	2	1	2	9	20	.455	8	0	15	0	.346	0	3	12-13	28	0	0	1.000		
44 Colin Barci	.208	29-19	72	11	15	2	0	2	8	23	.319	7	3	26	1	.298	2	0	0-0	0	0	0	.000		
5 Logan Poteet	.207	11-8	29	5	6	0	0	3	10	15	.517	1	0	10	0	.226	1	0	0-0	88	3	0	1.000		
25 Matt Ossenfort	.182	6-3	11	2	2	1	0	1	1	6	.545	1	0	6	1	.250	0	0	0-0	23	0	0	1.000		
8 Chris Maldonado	.154	5-5	13	3	2	0	0	0	1	2	.154	5	2	3	0	.450	0	0	0-0	35	4	0	1.000		
Totals	.286	61	2026	412	579	126	11	72	387	943	.465	233	72	513	29	.376	22	22	102-117	1568	505	49	.977		
Opponents	.243	61	1971	347	478	95	4	76	318	809	.410	235	80	595	38	.344	18	24	33-46	1520	532	59	.972		

LOB - Team (444), Opp (413). DPs turned - Team (41), Opp (34). CI - Team (0), Opp (1). IBB - Team (1), Austin 1, Opp (5).  
Picked off - Hewett 3, Diaz 1, Kozeal 1, Austin 1.

### (All games Sorted by Earned run avg)

Player	era	w-l	app	gs	cg	sho	sv	ip	h	r	er	bb	so	2b	3b	hr	b/avg	wp	hp	bk	sfa	sha	
97 Bryce Cunningham	4.36	7-4	16	16	1	1/1	0	84.2	69	49	41	34	96	17	0	14	.217	7	6	0	3	0	
20 Carter Holton	5.19	6-5	15	13	0	0/0	0	69.1	63	45	40	27	98	8	1	10	.235	6	8	0	1	2	
-----																							
90 Miller Green	3.16	2-4	20	0	0	0/1	3	31.1	26	17	11	9	34	0	1	3	.232	5	8	0	2	1	
89 Ethan McElvain	3.24	1-2	11	4	0	0/0	0	25.0	20	13	9	15	29	7	0	3	.227	1	3	0	0	2	
80 Andrew Dutkanych IV	3.38	0-0	5	1	0	0/0	0	10.2	7	4	4	6	14	3	0	1	.189	2	1	0	1	1	
22 JD Thompson	4.15	5-2	14	12	0	0/1	0	52.0	47	27	24	18	74	11	0	4	.245	3	11	0	2	4	
77 Alex Kranzler	4.43	0-1	14	0	0	0/0	0	20.1	14	15	10	11	24	1	0	5	.182	1	5	0	0	1	
34 Brennan Seiber	5.06	3-0	23	1	0	0/0	5	42.2	36	27	24	12	37	6	0	8	.226	4	5	0	4	2	
33 Luke Guth	5.40	1-2	12	0	0	0/0	0	18.1	15	11	11	9	20	4	0	5	.224	1	3	0	1	0	
95 Devin Futrell	5.40	4-1	12	10	1	1/1	1	48.1	53	33	29	10	44	15	0	7	.283	1	5	0	1	6	
17 Ryan Ginther	5.70	1-0	22	0	0	0/0	5	30.0	28	19	19	16	31	3	1	4	.255	5	7	0	0	2	
36 Levi Huesman	6.00	1-0	10	0	0	0/0	0	12.0	14	9	8	10	13	4	0	1	.298	2	2	0	0	1	
98 Greysen Carter	6.58	4-2	18	4	0	0/0	3	39.2	38	33	29	31	38	6	0	4	.250	9	5	1	1	0	
40 Sam Hliboki	9.64	1-0	13	0	0	0/0	0	23.1	33	27	25	9	25	7	0	4	.337	0	5	0	2	1	
38 David Horn Jr.	10.00	0-0	10	0	0	0/0	0	9.0	8	11	10	11	9	1	1	2	.222	1	6	0	0	1	
88 Sawyer Hawks	10.50	2-0	5	0	0	0/0	0	6.0	7	7	7	7	9	2	0	1	.304	1	0	0	0	0	
Totals	5.18	38-23	61	61	2	4/2	17	522.2	478	347	301	235	595	95	4	76	.243	49	80	1	18	24	
Opponents	6.47	23-38	61	61	1	3/2	11	506.2	579	412	364	233	513	126	11	72	.286	71	72	3	22	22	

PB - Team (11), Espinal 11, Opp (12). Pickoffs - Team (6), McElvain 3, Hliboki 1, Holton 1, Hawks 1, Opp (6). SBA/ATT - Espinal (25-31), Bulger (5-7), Futrell (4-6), Seiber (4-5), Green (4-5), Poteet (3-4), Cunningham (2-4), Hliboki (4-4), Holton (2-4), Guth (1-3), Kranzler (3-3), Carter (2-3), McElvain (2-3), Horn (2-2), Hawks (2-2), Huesman (0-1), Dutkanych (1-1).

# 2024 Statistics

## Multiple Hit Games

Player	2	3	4	5+	Tot
42 RJ Austin.....	15	7	1	1	24
13 Jonathan Vastine.....	15	2	1	-	18
45 Alan Espinal.....	14	2	1	-	17
1 Matthew Polk.....	10	6	-	-	16
11 Davis Diaz.....	13	3	-	-	16
3 Jayden Davis.....	7	5	1	-	13
28 Camden Kozeal.....	10	2	-	-	12
19 Troy LaNeve.....	9	2	-	-	11
21 Calvin Hewett.....	6	3	-	-	9
26 Braden Holcomb.....	4	2	-	-	6
16 Jack Bulger.....	3	1	-	-	4
44 Colin Barczi.....	3	-	-	-	3
10 Jacob Humphrey.....	2	1	-	-	3
5 Logan Poteet.....	1	-	-	-	1
18 JD Rogers.....	1	-	-	-	1
TEAM.....	113	34	6	1	154

## Multiple RBI Games

Player	2	3	4	5+	Tot
45 Alan Espinal.....	11	3	1	1	16
42 RJ Austin.....	3	5	3	-	11
3 Jayden Davis.....	8	2	1	-	11
13 Jonathan Vastine.....	5	5	-	-	10
11 Davis Diaz.....	7	2	-	-	9
19 Troy LaNeve.....	2	3	1	1	7
26 Braden Holcomb.....	4	1	-	1	6
1 Matthew Polk.....	5	-	-	-	5
21 Calvin Hewett.....	4	1	-	-	5
28 Camden Kozeal.....	2	1	-	1	4
5 Logan Poteet.....	2	1	-	-	3
16 Jack Bulger.....	3	-	-	-	3
44 Colin Barczi.....	2	-	-	-	2
10 Jacob Humphrey.....	-	1	1	-	2
TEAM.....	58	25	7	4	94

## Hitting Streaks

45 Alan Espinal.....	11
3 Jayden Davis.....	10
42 RJ Austin.....	9
1 Matthew Polk.....	8
28 Camden Kozeal.....	8
13 Jonathan Vastine.....	7
21 Calvin Hewett.....	6
16 Jack Bulger.....	6
19 Troy LaNeve.....	6
11 Davis Diaz.....	6
10 Jacob Humphrey.....	5
44 Colin Barczi.....	5
26 Braden Holcomb.....	4
5 Logan Poteet.....	3
8 Chris Maldonado.....	2
25 Matt Ossenfort.....	2
18 JD Rogers.....	2

## Category Leaders (Offense)

### Batting avg

1. 42 RJ Austin	.335
2. 1 Matthew Polk	.316
3. 3 Jayden Davis	.315
4. 13 Jonathan Vastine	.299
5. 45 Alan Espinal	.289

### Runs scored

1. 42 RJ Austin	49
2. 45 Alan Espinal	48
3. 11 Davis Diaz	44
13 Jonathan Vastine	44
5. 1 Matthew Polk	35

### Doubles

1. 13 Jonathan Vastine	18
2. 1 Matthew Polk	16
3. 45 Alan Espinal	15
4. 42 RJ Austin	14
19 Troy LaNeve	14

### Total bases

1. 45 Alan Espinal	115
13 Jonathan Vastine	115
3. 42 RJ Austin	114
4. 1 Matthew Polk	92
5. 11 Davis Diaz	87

### Sac bunts

1. 13 Jonathan Vastine	8
2. 21 Calvin Hewett	3
10 Jacob Humphrey	3
4. 1 Matthew Polk	2
11 Davis Diaz	2

### Caught stealing

1. 42 RJ Austin	5
2. 13 Jonathan Vastine	3
3. 21 Calvin Hewett	2
11 Davis Diaz	2
5. 3 tied at.....	1

### Strikeouts

1. 45 Alan Espinal	79
2. 13 Jonathan Vastine	66
3. 19 Troy LaNeve	48
4. 11 Davis Diaz	44
5. 26 Braden Holcomb	43

### At bats

1. 42 RJ Austin	242
2. 11 Davis Diaz	226
3. 45 Alan Espinal	211
13 Jonathan Vastine	211
5. 1 Matthew Polk	187

### Games as sub

1. 10 Jacob Humphrey	30
2. 21 Calvin Hewett	16
3. 16 Jack Bulger	12
4. 18 JD Rogers	11
5. 44 Colin Barczi	10

### Slugging pct

1. 13 Jonathan Vastine	.545
45 Alan Espinal	.545
3. 19 Troy LaNeve	.510
4. 1 Matthew Polk	.492
5. 42 RJ Austin	.471

### Hits

1. 42 RJ Austin	81
2. 13 Jonathan Vastine	63
3. 45 Alan Espinal	61
4. 1 Matthew Polk	59
5. 11 Davis Diaz	56

### Triples

1. 13 Jonathan Vastine	2
19 Troy LaNeve	2
21 Calvin Hewett	2
42 RJ Austin	2
5. 3 tied at.....	1

### Walks

1. 45 Alan Espinal	33
2. 11 Davis Diaz	30
3. 13 Jonathan Vastine	26
4. 42 RJ Austin	23
5. 19 Troy LaNeve	19

### Sac flies

1. 42 RJ Austin	4
2. 13 Jonathan Vastine	3
3. 5 tied at.....	2

### Steal attempts

1. 42 RJ Austin	33
2. 21 Calvin Hewett	28
3. 13 Jonathan Vastine	15
4. 10 Jacob Humphrey	13
5. 1 Matthew Polk	9

### Grounded into DP

1. 3 Jayden Davis	7
2. 1 Matthew Polk	4
11 Davis Diaz	4
4. 13 Jonathan Vastine	3
5. 3 tied at...	2

### Games played

1. 11 Davis Diaz	61
2. 13 Jonathan Vastine	60
42 RJ Austin	60
4. 45 Alan Espinal	59
5. 21 Calvin Hewett	54

### On base pct

1. 42 RJ Austin	.402
2. 45 Alan Espinal	.398
3. 3 Jayden Davis	.394
4. 19 Troy LaNeve	.384
5. 13 Jonathan Vastine	.384

### Runs batted in

1. 42 RJ Austin	54
2. 45 Alan Espinal	49
3. 13 Jonathan Vastine	42
4. 11 Davis Diaz	39
5. 3 Jayden Davis	36

### Home runs

1. 45 Alan Espinal	13
2. 13 Jonathan Vastine	10
3. 11 Davis Diaz	7
4. 19 Troy LaNeve	6
5. 4 tied at.....	5

### Hit by pitch

1. 21 Calvin Hewett	11
1 Matthew Polk	11
3. 19 Troy LaNeve	10
4. 42 RJ Austin	7
5. 2 tied at.....	6

### Stolen bases

1. 42 RJ Austin	28
2. 21 Calvin Hewett	26
3. 10 Jacob Humphrey	12
13 Jonathan Vastine	12
5. 1 Matthew Polk	8

### Stolen base pct

1. 45 Alan Espinal	1.000
28 Camden Kozeal	1.000
19 Troy LaNeve	1.000
4. 1 Matthew Polk	.889
5. 42 RJ Austin	.848

### Total plate appearances

1. 42 RJ Austin	277
2. 11 Davis Diaz	265
3. 13 Jonathan Vastine	253
4. 45 Alan Espinal	252
5. 1 Matthew Polk	210

### Game starts

1. 11 Davis Diaz	60
13 Jonathan Vastine	60
42 RJ Austin	60
4. 45 Alan Espinal	59
5. 1 Matthew Polk	51

# 2024 Statistics

## Category Leaders (Pitching)

Earned run avg	
1. 97 Bryce Cunningham	4.36
2. 20 Carter Holton	5.19

Opposing bat avg	
1. 97 Bryce Cunningham	.217
2. 20 Carter Holton	.235

Won-loss pct	
1. 97 Bryce Cunningham	.636
2. 20 Carter Holton	.545

Wins	
1. 97 Bryce Cunningham	7
2. 20 Carter Holton	6
3. 22 JD Thompson	5
4. 95 Devin Futrell	4
98 Greysen Carter	4

Losses	
1. 20 Carter Holton	5
2. 97 Bryce Cunningham	4
90 Miller Green	4
4. 4 tied at...	2

Saves	
1. 34 Brennan Seiber	5
17 Ryan Ginther	5
3. 90 Miller Green	3
98 Greysen Carter	3
5. 95 Devin Futrell	1

Innings pitched	
1. 97 Bryce Cunningham	84.2
2. 20 Carter Holton	69.1

Batters struck out	
1. 20 Carter Holton	98
2. 97 Bryce Cunningham	96
3. 22 JD Thompson	74
4. 95 Devin Futrell	44
5. 98 Greysen Carter	38

Appearances	
1. 34 Brennan Seiber	23
2. 17 Ryan Ginther	22
3. 90 Miller Green	20
4. 98 Greysen Carter	18
5. 97 Bryce Cunningham	16

Games started	
1. 97 Bryce Cunningham	16
2. 20 Carter Holton	13
3. 22 JD Thompson	12
4. 95 Devin Futrell	10
5. 2 tied at.....	4

Games finished	
1. 34 Brennan Seiber	12
2. 90 Miller Green	10
3. 17 Ryan Ginther	9
4. 3 tied at.....	5

Games in relief	
1. 17 Ryan Ginther	22
34 Brennan Seiber	22
3. 90 Miller Green	20
4. 98 Greysen Carter	14
77 Alex Kranzler	14

Wild pitches	
1. 98 Greysen Carter	9
2. 97 Bryce Cunningham	7
3. 20 Carter Holton	6
4. 90 Miller Green	5
17 Ryan Ginther	5

Balks	
1. 98 Greysen Carter	1

Hit batters	
1. 22 JD Thompson	11
2. 20 Carter Holton	8
90 Miller Green	8
4. 17 Ryan Ginther	7
5. 2 tied at.....	6

Intentional BB allowed	
1. 40 Sam Hliboki	1
77 Alex Kranzler	1
17 Ryan Ginther	1
97 Bryce Cunningham	1
98 Greysen Carter	1

Runners picked off	
1. 89 Ethan McElvain	3
2. 20 Carter Holton	1
88 Sawyer Hawks	1
40 Sam Hliboki	1

Batters SO out looking	
1. 97 Bryce Cunningham	25
2. 20 Carter Holton	23
3. 22 JD Thompson	19
4. 95 Devin Futrell	14
5. 90 Miller Green	13

Sac bunts allowed	
1. 95 Devin Futrell	6
2. 22 JD Thompson	4
3. 4 tied at.....	2

Sac flies allowed	
1. 34 Brennan Seiber	4
2. 97 Bryce Cunningham	3
3. 90 Miller Green	2
22 JD Thompson	2
40 Sam Hliboki	2

Hits allowed	
1. 20 Carter Holton	63
2. 97 Bryce Cunningham	69

Runs allowed	
1. 20 Carter Holton	45
2. 97 Bryce Cunningham	49

Earned runs allowed	
1. 20 Carter Holton	40
2. 97 Bryce Cunningham	41

Walks allowed	
1. 20 Carter Holton	27
2. 97 Bryce Cunningham	34

Doubles allowed	
1. 20 Carter Holton	8
2. 97 Bryce Cunningham	17

Triples allowed	
1. 97 Bryce Cunningham	0
2. 20 Carter Holton	1

Home runs allowed	
1. 20 Carter Holton	10
2. 97 Bryce Cunningham	14

## 2024 Results

Date	Opponent	Score	Inns	Overall	SEC	Pitcher of record	Attend	Time
Feb 16, 2024	FLORIDA ATLANTIC	w 12-11	9	1-0-0	0-0-0	Thompson (W 1-0)	3542	3:17
Feb 17, 2024	FLORIDA ATLANTIC	L 4-5	9	1-1-0	0-0-0	Green (L 0-1)	3383	3:08
Feb 18, 2024	FLORIDA ATLANTIC	w 11-1	9	2-1-0	0-0-0	Futrell (W 1-0)	3579	2:35
Feb 20, 2024	DAYTON	L 5-8	9	2-2-0	0-0-0	McElvain (L 0-1)	3211	3:14
Feb 21, 2024	EKU	w 5-3	9	3-2-0	0-0-0	Huesman (W 1-0)	3307	2:42
Feb 23, 2024	GONZAGA	w 12-2	8	4-2-0	0-0-0	Holton (W 1-0)	3567	2:26
Feb 24, 2024	GONZAGA	w 4-3	9	5-2-0	0-0-0	Seiber (W 1-0)	3511	3:03
Feb 25, 2024	GONZAGA	L 8-9	9	5-3-0	0-0-0	Kranzler (L 0-2)	3587	3:04
Feb 27, 2024	INDIANA STATE	w 20-4	7	6-3-0	0-0-0	Thompson (W 2-0)	3178	2:14
Feb 28, 2024	EVANSVILLE	w 7-3	9	7-3-0	0-0-0	Ginther (W 1-0)	3227	2:28
Mar 01, 2024	vs Louisiana	w 7-4	9	8-3-0	0-0-0	Carter (W 1-0)	24927	3:13
Mar 02, 2024	vs Houston	w 3-1	9	9-3-0	0-0-0	Cunningham (W 1-0)	21726	2:41
Mar 03, 2024	vs #15 Texas	w 14-11	9	10-3-0	0-0-0	Hawks (W 1-0)	14726	3:30
Mar 05, 2024	EASTERN MICHIGAN	w 6-2	9	11-3-0	0-0-0	Thompson (W 3-0)	3159	2:37
Mar 08, 2024	ILLINOIS STATE	w 14-9	9	12-3-0	0-0-0	Holton (W 2-0)	3395	3:02
Mar 09, 2024	ILLINOIS STATE	w 7-2	9	13-3-0	0-0-0	Cunningham (W 2-0)	3496	2:22
Mar 10, 2024	ILLINOIS STATE	w 4-0	9	14-3-0	0-0-0	Futrell (W 2-0)	3534	2:14
Mar 12, 2024	INDIANA	w 13-5	9	15-3-0	0-0-0	Hawks (W 2-0)	3668	3:28
* Mar 15, 2024	#18 AUBURN	w 11-1	8	16-3-0	1-0-0	Holton (W 3-0)	3802	2:40
* Mar 16, 2024	#18 AUBURN	w 13-5	9	17-3-0	2-0-0	Cunningham (W 3-0)	3802	3:08
* Mar 17, 2024	#18 AUBURN	w 9-6	9	18-3-0	3-0-0	Carter (W 2-0)	3802	3:03
Mar 19, 2024	vs Belmont	w 3-1	9	19-3-0	3-0-0	Hliboki (W 1-0)	2116	2:33
* Mar 23, 2024	at South Carolina-1	L 4-8	9	19-4-0	3-1-0	Green (L 0-2)	7712	2:43
* Mar 23, 2024	at South Carolina-2	L 3-8	9	19-5-0	3-2-0	Cunningham (L 3-1)	8242	2:58
* Mar 24, 2024	at South Carolina	L 2-10	9	19-6-0	3-3-0	Futrell (L 2-1)	7133	2:25
Mar 26, 2024	VALPARAISO	w 3-2	9	20-6-0	3-3-0	Green (W 1-2)	3628	2:18
* Mar 28, 2024	MISSOURI	w 3-1	9	21-6-0	4-3-0	Carter (W 3-0)	3802	2:04
* Mar 29, 2024	MISSOURI	w 4-0	9	22-6-0	5-3-0	Cunningham (W 4-1)	3802	2:07
* Mar 30, 2024	MISSOURI	w 3-1	9	23-6-0	6-3-0	Holton (W 4-0)	3802	2:30
* Apr 04, 2024	at #18 LSU	L 6-10	9	23-7-0	6-4-0	Carter (L 3-1)	10778	2:47
* Apr 05, 2024	at #18 LSU	w 8-6	9	24-7-0	7-4-0	McElvain (W 1-1)	12315	3:04
* Apr 06, 2024	at #18 LSU	w 13-3	8	25-7-0	8-4-0	Holton (W 5-0)	12076	2:43
Apr 09, 2024	MIDDLE TENNESSEE	w 14-1	7	26-7-0	8-4-0	Guth (W 1-0)	3271	2:13
* Apr 12, 2024	at #3 Texas A&M	L 0-15	7	26-8-0	8-5-0	Cunningham (L 4-2)	7351	2:05
* Apr 13, 2024	at #3 Texas A&M	L 0-9	9	26-9-0	8-6-0	Holton (L 5-1)	8075	2:45
* Apr 14, 2024	at #3 Texas A&M	L 6-12	9	26-10-0	8-7-0	McElvain (L 1-2)	7063	3:06
Apr 16, 2024	at Lipscomb	w 15-4	7	27-10-0	8-7-0	Seiber (W 2-0)	1547	2:29
* Apr 18, 2024	FLORIDA	w 10-5	9	28-10-0	9-7-0	Cunningham (W 5-2)	3802	3:57
* Apr 19, 2024	FLORIDA	w 5-2	9	29-10-0	10-7-0	Holton (W 6-1)	3802	2:33
* Apr 20, 2024	FLORIDA	L 2-6	9	29-11-0	10-8-0	Guth (L 1-1)	3802	3:03
Apr 23, 2024	UT MARTIN	w 5-4	9	30-11-0	10-8-0	Seiber (W 3-0)	3450	2:30
* Apr 26, 2024	MISSISSIPPI STATE	w 4-0	9	31-11-0	11-8-0	Cunningham (W 6-2)	3802	2:06
* Apr 27, 2024	MISSISSIPPI STATE	L 4-7	9	31-12-0	11-9-0	Holton (L 6-2)	3802	2:58
* Apr 28, 2024	MISSISSIPPI STATE	L 7-8	9	31-13-0	11-10-0	Green (L 1-3)	3802	3:12
Apr 30, 2024	TENNESSEE TECH	w 8-7	(11)	32-13-0	11-10-0	Carter (W 4-1)	3614	3:42
* May 03, 2024	at #18 Georgia	L 0-10	7	32-14-0	11-11-0	Cunningham (L 6-3)	4027	2:35
* May 04, 2024	at #18 Georgia	L 4-14	8	32-15-0	11-12-0	Holton (L 6-3)	3738	2:51
* May 05, 2024	at #18 Georgia	L 7-11	9	32-16-0	11-13-0	Thompson (L 3-1)	3333	3:15
May 07, 2024	LOUISVILLE	w 4-2	9	33-16-0	11-13-0	Futrell (W 3-1)	3550	3:04
* May 10, 2024	#1 TENNESSEE	L 4-8	9	33-17-0	11-14-0	Green (L 1-4)	3802	2:47
* May 11, 2024	#1 TENNESSEE	L 6-7	9	33-18-0	11-15-0	Carter (L 4-2)	3802	3:30
* May 12, 2024	#1 TENNESSEE	w 3-0	9	34-18-0	12-15-0	Thompson (W 4-1)	3802	2:27
* May 16, 2024	at #2 Kentucky	L 5-10	9	34-19-0	12-16-0	Cunningham (L 6-4)	4384	3:13
* May 17, 2024	at #2 Kentucky	L 7-17	7	34-20-0	12-17-0	Holton (L 6-4)	4071	3:09
* May 18, 2024	at #2 Kentucky	w 12-4	9	35-20-0	13-17-0	Futrell (W 4-1)	5641	3:36
May 21, 2024	vs Florida	w 6-3	9	36-20-0	13-17-0	Cunningham (W 7-4)	9240	2:32
May 22, 2024	vs #1 Tennessee	w 13-4	9	37-20-0	13-17-0	Green (W 2-4)	11840	3:12
May 23, 2024	vs #15 Mississippi State	w 4-3	9	38-20-0	13-17-0	Thompson (W 5-1)	11923	2:55
May 25, 2024	vs #1 Tennessee	L 4-6	9	38-21-0	13-17-0	Guth (L 1-2)	14386	2:50
May 31, 2024	vs Coastal Carolina	L 3-13	9	38-22-0	13-17-0	Thompson (L 5-2)	5403	3:17
Jun 01, 2024	vs High Point	L 9-10	9	38-23-0	13-17-0	Holton (L 6-5)	5189	3:04

( ) extra inning game

## All-Time Coaching Records

Year	Head Coach	Overall				Conference			
		W	L	T	Pct.	W	L	T	Pct.
1904	T.W. Davis	19	6	0	.760	-	-	-	-
1909	E.J. Hamilton	7	12	1	.375	-	-	-	-
1910	E.J. Hamilton	12	6	0	.667	-	-	-	-
1911	Anderson Weakley	8	7	0	.533	-	-	-	-
1912	Herbert Sanborn	13	7	0	.650	-	-	-	-
1913	Herbert Sanborn	8	10	2	.450	-	-	-	-
1914	Dick Lyle	13	8	2	.609	-	-	-	-
1917	Bill Schwartz	1	0	1	.750	-	-	-	-
1918	Palmer	5	8	0	.385	-	-	-	-
1919	Ray Morrison	3	3	0	.500	-	-	-	-
1920	Byrd Douglas	11	11	0	.500	-	-	-	-
1921	Byrd Douglas	20	8	0	.714	-	-	-	-
1922	Wallace Wade	14	7	0	.667	-	-	-	-
1923	Wallace Wade	12	6	0	.667	-	-	-	-
1924	Bill Schwartz	5	9	0	.357	-	-	-	-
1925	Bill Schwartz	10	8	0	.556	-	-	-	-
1926	Bill Schwartz	13	13	0	.500	-	-	-	-
1927	Bill Schwartz	11	12	0	.478	-	-	-	-
1928	Bill Schwartz	7	6	0	.538	-	-	-	-
1929	Bill Schwartz	17	5	0	.773	-	-	-	-
1930	Bill Schwartz	9	7	0	.563	-	-	-	-
1931	Bill Schwartz	7	7	0	.500	-	-	-	-
1932	Bill Schwartz	16	4	0	.800	-	-	-	-
1934	Bill Schwartz	5	6	0	.455	-	-	-	-
1935	Bill Schwartz	10	2	0	.833	-	-	-	-
1936	Bill Schwartz	15	2	0	.882	-	-	-	-
1937	Bill Schwartz	11	4	0	.733	-	-	-	-
1938	Bill Schwartz	6	3	0	.667	-	-	-	-
1939	Bill Schwartz	11	5	0	.688	-	-	-	-
1940	Bill Schwartz	8	2	0	.800	-	-	-	-
1942	Jim Scoggins	10	8	1	.553	-	-	-	-
1947	Jim Scoggins	10	11	0	.476	2	5	0	.286
1948	Tommy Harrison	11	9	2	.523	7	8	1	.469
1949	Dave Scobey	8	11	1	.425	4	8	0	.333
1950	Dave Scobey	6	16	0	.273	4	13	0	.308
1951	Dave Scobey	0	18	1	.026	0	13	1	.036
1952	Bill Schwartz	4	16	0	.200	2	13	0	.133
1953	Woody Johnson	5	13	0	.278	3	11	0	.214
1954	Dave Scobey	11	9	1	.548	8	7	1	.531
1955	Dave Scobey	12	6	0	.667	10	4	0	.714
1956	Dave Scobey	6	15	0	.286	3	12	0	.200
1957	Dick Richardson	8	14	0	.364	3	13	0	.188
1958	Dick Richardson	4	9	0	.308	2	6	0	.250
1959	Dick Richardson	5	15	0	.250	2	13	0	.133
1960	Harley Boss	8	13	0	.381	5	8	0	.385
1961	Dick Richardson	7	15	0	.318	2	11	0	.154
1962	Jerry Elliot	2	18	2	.119	0	16	2	.056
1963	Harley Boss	6	15	0	.400	4	13	0	.235
1964	Harley Boss	7	14	0	.333	4	12	0	.250
1965	George Archie	5	14	0	.263	1	11	0	.083
1966	George Archie	2	16	0	.111	1	12	0	.077
1967	George Archie	11	12	0	.478	8	9	0	.471
-- Scholarship Era Begins --									
1968	Larry Schmittou	7	15	0	.318	2	13	0	.133
1969	Larry Schmittou	21	18	0	.538	3	10	0	.231
1970	Larry Schmittou	24	16	0	.600	5	10	0	.333
1971	Larry Schmittou	33	19	0	.635	10	7	0	.588
1972	Larry Schmittou	35	15	0	.700	13	5	0	.722
1973	Larry Schmittou*#	36	16	0	.692	13	5	0	.722
1974	Larry Schmittou*#	37	22	0	.627	11	4	0	.733
1975	Larry Schmittou	30	39	0	.435	7	9	0	.438
1976	Larry Schmittou	27	23	0	.540	12	12	0	.500
1977	Larry Schmittou	25	25	1	.500	13	12	0	.520
1978	Larry Schmittou	31	17	0	.646	10	13	0	.435
1979	Roy Mewbourne	21	25	0	.457	8	14	0	.364
1980	Roy Mewbourne*#	34	21	1	.616	13	9	0	.591
1981	Roy Mewbourne	26	25	1	.504	9	12	1	.432
1982	Roy Mewbourne	28	17	2	.617	11	12	1	.479
1983	Roy Mewbourne	22	23	1	.489	6	15	0	.286
1984	Roy Mewbourne	28	17	0	.622	9	11	0	.450
1985	Roy Mewbourne	35	16	0	.686	10	13	0	.435
1986	Roy Mewbourne	25	29	0	.463	9	18	0	.333
1987	Roy Mewbourne	27	25	0	.519	7	20	0	.259
1988	Roy Mewbourne	30	23	0	.566	11	16	0	.407
1989	Roy Mewbourne	31	21	2	.593	11	15	1	.426
1990	Roy Mewbourne	28	30	0	.482	12	13	0	.480
1991	Roy Mewbourne	29	27	0	.518	9	19	0	.321
1992	Roy Mewbourne	29	24	1	.546	11	12	0	.478
1993	Roy Mewbourne	32	23	1	.580	11	15	1	.426
1994	Roy Mewbourne	28	30	0	.483	10	20	0	.333
1995	Roy Mewbourne	26	30	0	.464	8	19	0	.296

Year	Head Coach	Overall				Conference			
		W	L	T	Pct.	W	L	T	Pct.
1996	Roy Mewbourne	29	25	0	.537	14	16	0	.467
1997	Roy Mewbourne	31	24	0	.564	14	16	0	.467
1998	Roy Mewbourne	25	28	0	.472	6	24	0	.200
1999	Roy Mewbourne	22	33	0	.400	8	22	0	.267
2000	Roy Mewbourne	21	33	0	.389	5	24	0	.172
2001	Roy Mewbourne	24	31	0	.436	9	21	0	.300
2002	Roy Mewbourne	24	27	0	.471	7	21	0	.250
2003	Tim Corbin	27	28	0	.491	14	16	0	.467
2004	Tim Corbin#	45	19	0	.703	16	14	0	.533
2005	Tim Corbin	34	21	0	.618	13	17	0	.433
2006	Tim Corbin#	38	27	0	.585	16	14	0	.533
2007	Tim Corbin@*#	54	13	0	.806	22	8	0	.733
2008	Tim Corbin#	41	22	0	.650	15	14	0	.517
2009	Tim Corbin#	37	27	0	.578	12	17	0	.414
2010	Tim Corbin#	46	20	0	.697	16	12	0	.571
2011	Tim Corbin\$#!	54	12	0	.818	22	8	0	.733
2012	Tim Corbin#	35	28	0	.556	16	14	0	.533
2013	Tim Corbin@#	54	12	0	.818	26^	3	0	.897
2014	Tim Corbin\$#!	51	21	0	.708	17	13	0	.567
2015	Tim Corbin#!	51	21	0	.708	20	10	0	.667
2016	Tim Corbin#	43	19	0	.694	18	12	0	.600
2017	Tim Corbin#	36	25	1	.534	15	13	1	.588
2018	Tim Corbin#	37	25	0	.565	16	14	0	.533
2019	Tim Corbin\$@*#!	59^	12	0	.831	23	7	0	.767
2020	Tim Corbin&	13	5	0	.722	--	--	--	--
2021	Tim Corbin#!	49	18	0	.731	19	10	0	.655
2022	Tim Corbin#	39	23	0	.629	14	16	0	.467
2023	Tim Corbin*#	42	20	0	.677	19	11	0	.633
2024	Tim Corbin #	38	23		.623	13	17		.433

**§ National Champion**  
**@ SEC Regular Season Champion**  
**\* SEC Tournament Champion**  
**# NCAA Tournament Team**  
**! College World Series Team**  
**^ SEC Record**  
**& Season suspended due to COVID-19 pandemic**

# All-Time Coaching Records


## Records By Victories

Coach	W	L	T	Years Coached
<b>Tim Corbin</b> .....	<b>921</b>	<b>443</b>	<b>1</b>	<b>2003-Present</b>
Roy Mewbourne .....	655	608	9	1979-2002
Larry Schmittou .....	306	252	1	1968-1978
Bill Schwartz .....	155	112	1	1917, 1924-1940, 1952
Dave Scobey .....	43	75	0	1949-1951, 1954-1956
Byrd Douglas .....	31	19	0	1920-1921
Wallace Wade .....	26	13	0	1922-1923
Dick Richardson .....	24	63	0	1957-1959, 1961
Herbert Sanborn .....	21	17	2	1912-1913
Harley Boss .....	21	42	0	1960, 1963-1964
James A. Scoggins .....	20	19	1	1942, 1947
T. W. Davis .....	19	5	0	1904
E. J. Hamilton .....	19	18	1	1909-1910
George Archie .....	18	42	0	1965-1967
Dick Lyle .....	13	8	2	1914
Tommy Harrison .....	11	9	2	1948
Grantland Rice .....	11	9	2	1908
Anderson Weakley .....	8	7	0	1911
John Palmer .....	5	8	0	1918
Woody Johnson .....	5	13	0	1953
Ray Morrison .....	3	3	0	1919

## Records By Win Percentage

Coach	Pct.	W	L	T	Years Coached
T. W. Davis .....	.792	19	5	0	1904
<b>Tim Corbin</b> .....	<b>.675</b>	<b>921</b>	<b>443</b>	<b>1</b>	<b>2003-Present</b>
Wallace Wade .....	.667	26	13	0	1922-1923
Byrd Douglas .....	.620	31	19	0	1920-1921
Bill Schwartz .....	.580	155	112	1	1917, 1924-1940, 1952
Tommy Harrison .....	.575	11	9	2	1948
Grantland Rice .....	.575	11	9	2	1908
Dick Lyle .....	.560	13	8	2	1914
Herbert Sanborn .....	.550	21	17	2	1912-1913
Larry Schmittou .....	.548	306	252	1	1968-1978
Anderson Weakley .....	.533	8	7	0	1911
Roy Mewbourne .....	.519	655	608	9	1979-2002
E. J. Hamilton .....	.513	19	18	1	1909-1910
James A. Scoggins .....	.512	20	19	1	1942, 1947
Ray Morrison .....	.500	3	3	0	1919
John Palmer .....	.384	5	8	0	1918
Dave Scobey .....	.364	43	75	0	1949-1951, 1954-1956
Harley Boss .....	.333	21	42	0	1960, 1963-1964
George Archie .....	.300	18	42	0	1965-1967
Woody Johnson .....	.277	5	13	0	1953
Dick Richardson .....	.276	24	63	0	1957-1959, 1961

### Tim Corbin 2003 - present 921-443-1 Overall Record



During his tenure Corbin has turned the Commodores into a national power, leading Vanderbilt to two national championships in the last 11 seasons (2014, 2019).

Corbin's record of 921-443-1 (.675) is first all-time in wins at Vanderbilt and first in winning

percentage for coaches with 100 games or more. In his career as a head coach Corbin is 1027-581-1 (.639).

Corbin reached 1,000 career wins on March 5, 2024 with a 6-2 victory over Eastern Michigan. At the time, he was one of only 10 active NCAA DI head coaches to reach the milestone. Corbin reached 900 Vanderbilt victories on March 16, 2024 as the Dores knocked off No. 18 Auburn 13-5.

Under Corbin, Vanderbilt boasts the nation's longest streak of consecutive NCAA Tournament appearances at 18. The Dores won their third SEC Tournament Championship under Corbin in 2023, the fourth overall for the program.

In 2019, Vanderbilt reached unprecedented success, setting an SEC record with 59 victories while capturing the SEC regular season and tournament titles en route to the national championship.

The 2014 Commodores topped Virginia in the College World Series finals in three games to claim the title in just the Dores' second trip to Omaha. For the third time in four years Vandy hosted NCAA Regionals and Super Regionals, topping Oregon in the Regional final and Stanford in the Super Regionals.

Vanderbilt's 2013 team was one for the ages as the Commodores matched the school record with a 54-12 record and smashed the SEC record with a 26-3 mark to win the league title.

### Roy Mewbourne 1979-2002 655-608-9 Overall Record



A fixture around Vanderbilt baseball for nearly a quarter century, Roy Mewbourne retired following the 2002 campaign, ending his career as the Commodores' all-time winningest skipper and one of most successful coaches in collegiate baseball history.

The native of Birmingham, Alabama, compiled a 655-608-9 mark in 24 seasons at Vanderbilt, and finished his 30-year coaching tenure with a 922-683-9 overall record.


In his final season as Vanderbilt's head coach, Mewbourne achieved several personal milestones, most notably becoming the 35th coach in college baseball history to reach the 900-win plateau. He registered his 900th career win against West Virginia and his 650th victory at Vanderbilt against Mississippi State. The win over the Bulldogs also came in Mewbourne's 1,600th game as a collegiate head coach.

At the start of the season, the then-56-year-old skipper also saw his dream of a new stadium become a reality with the unveiling of Hawkins Field. A catalyst in the stadium's construction, Mewbourne played a vital role in fund-raising, planning and oversight for the \$5.8 million facility.

Mewbourne fielded some outstanding teams in his Vanderbilt tenure, highlighted by his 1980 squad that captured the SEC championship, which earned him SEC Coach of the Year honors.

He coached 19 All-Americans, 19 All-SEC honorees and 59 players who signed professional baseball contracts and 11 Commodores earned SEC Academic honors, including a school record 16 in 2002.

### Larry Schmittou 1968-78 306-252-1 Overall Record



Larry Schmittou arrived at Vanderbilt in 1968 and immediately changed the mindset of Commodore baseball in the Music City. After combining for 13 total wins the previous three seasons, he guided Vanderbilt to eight wins his first year, 12 in 1969 and 24 in 1970.

In 1971, Vanderbilt broke through with a 34-19 record and won the SEC Eastern Division with an 11-5 record. That would be the first of four consecutive division crowns for the Commodores. In 1973 and '74, the Commodores swept Alabama, 2-0, in a pair of best-of-three series for the overall SEC championship earning him SEC Coach of the Year honors. He coached 20 All-SEC, eight All-SEC East, eight All-South Region and seven Academic All-SEC. He had 21 players in Major League Baseball with 14 of those players taken in the draft.

Schmittou retired following the 1978 campaign after 11 years as the Vanderbilt head coach. He amassed a 306-252-1 overall record and a 98-98 mark in Southeastern Conference play.

During the time Schmittou roamed the dugout at McGugin Field, Vanderbilt won more games than any other SEC school and was one of only two schools to win four divisional titles.

Upon his retirement as Vanderbilt's head coach, Schmittou acquired the rights to a Southern League expansion franchise team, the Nashville Sounds.

He was inducted into the Vanderbilt Hall of Fame in 2016.

# Individual Records

## BATTING

### Batting Average

Season .....	.459	Hunter Bledsoe, 1999
Career .....	.425	Hunter Bledsoe, 1997, 1999

### At Bats

Inning.....	3	Joey Jackson vs. St. Joseph's, 3/5/1986 Vance Schulte vs. St. Joseph's, 3/5/1986
Game.....	9	Anthony Gomez vs. Louisville, 5/11/2010
Season .....	290	Rhett Wiseman, 2015
Career .....	941	Dominic de la Osa, 2005-08

### Hits

Inning.....	3	Joey Jackson vs. St. Joseph's, 3/5/1986 Vance Schulte vs. St. Joseph's, 3/5/1986
Game.....	6	Ralph Greenbaum vs. Middle Tennessee, 4/15/1957 Spencer Jones vs. Indiana State, 5/10/22
Season .....	111	Warner Jones, 2004
Career .....	300	Dominic de la Osa, 2005-08

### Runs Scored

Inning.....	3	Joey Jackson vs. St. Joseph's, 3/5/1986
Game.....	5	11 players, last time by Brian Harris vs. Georgia, 4/30/2010
Season .....	87	Austin Martin, 2019
Career .....	208	Nick Morrow, 1991-94

### Doubles

Game.....	4	Matt Kata vs. Alabama, 5/2/1998
Season .....	27	Warner Jones, 2004; Dansby Swanson, 2014
Career .....	64	Ethan Paul, 2016-19

### Triples

Game.....	2	Nine times, Adams Carroll, 1970; Bill Winchester, 1970; Nick Ganick, 1976; Kent Yarbrough, 1983; Jeff Graham, 1984; Jeff Graham, 1985; Mark Kruchten, 1990; Nick Morrow, 1991; Tony Kemp (2x), 2012
Season .....	8	Ryan Klosterman, 2004; Tony Kemp, 2012; Jeren Kendall, 2016
Career .....	21	Tony Kemp 2011-13

### Home Runs

Game.....	3	Five times, Connor Kaiser at Clemson, 6/3/2018 Steve Chmil vs. UAB, 4/29/1981 David Joiner vs. Samford, 3/25/1987 Jeff Martin vs. Valparaiso, 3/13/1991 Aaron Westlake vs. Oregon State, 6/11/2011
Season .....	27	JJ Bleday, 2019
Career .....	49	Scotti Madison, 1977-80; Pedro Alvarez, 2006-08

### Total Bases

Game.....	14	Connor Kaiser at Clemson, 6/3/2018
Season .....	192	JJ Bleday, 2019
Career .....	515	Dominic de la Osa, 2005-08

### Runs Batted In

Game.....	11	Parker Noland at Mississippi State, 3/24/2023
Season .....	74	Clinton Johnston, 1998; Warner Jones, 2004
Career .....	188	Dominic de la Osa, 2005-08

### Walks

Game.....	5	Five times, JJ Bleday vs. Middle Tennessee, 5/15/2018 Paul Gagliano vs. Union, 3/15/1978 Greg Smith vs. Alabama, 4/13/1986 Hunter Bledsoe vs. UT-Martin, 2/13/1999 Jason Esposito vs. Mississippi State, 5/16/2010
Season .....	63	Vee Hightower, 1993
Career .....	146	Steve Chandler, 1974-77

### Stolen Bases

Game.....	5	Jimmy Conn vs. Belmont, 4/19/1971 Joey Cora vs. David Lipscomb, 4/23/1985 Boomer Whipple vs. Western Kentucky, 5/12/1994
Season .....	51	Bob Schabes, 1989
Career .....	130	Enrique Bradfield Jr., 2021-23

### Strikeouts

Game.....	5	George Flower vs. Florida, 3/12/1983
Season .....	84	Mike Skaggs, 1989; Rhett Wiseman, 2015; Harrison Ray, 2019
Career .....	231	Julian Infante, 2016-19

### Consecutive Hits

9 .....	Tim Brecht, 1983
---------	------------------

### Consecutive Times On Base

15 .....	Jason Esposito, 2010 (8 hits, 7 walks)
----------	--

### Hitting Streak

38 games .....	Ryan Flaherty, 2007-08
----------------	------------------------

## PITCHING

### Wins

Season .....	14	Kumar Rocker, 2021 - Carson Fulmer, 2015 - Tyler Beede, 2013
Career .....	32	Patrick Raby, 2016-19

### Winning Percentage (min. six wins)

Season .....	1.000	Steve Burger (6-0), 1972
Career .....	.889	Carson Fulmer (24-3), 2013-15

### Saves

Season .....	17	Tyler Brown, 2019
Career .....	26	Brian Miller, 2012-14

### Games Pitched

Season .....	36	Joe Barbao, 1993
Career .....	116	David Daniels, 1992-95

### Innings Pitched

Starter .....	13.0	Scott Newell vs. Miss. St., 4/5/1992
Reliever.....	11.0	Jeff Trenning vs. Cumberland, 4/24/1984
Season .....	133.1	David Price, 2007
Career .....	340.0	Jim Heins, 1986-89

### Earned Run Average

Season .....	1.07	Jimmy Stephens, 1949
Career .....	1.68	Jeff Peebles, 1970-73

### Strikeouts

Game.....	23	Doug Wessel vs. Tennessee-Chattanooga, 4/21/1970
Season .....	194	David Price, 2007
Career .....	441	David Price, 2005-07

## FIELDING

### Put Outs

Game.....	22	Chuck Boyett vs. Chattanooga, 4/21/1970
Season .....	596	Zander Wiel, 2015
Career .....	1543	Sean Luellwitz, 1999-2002

### Assists

Game.....	11	Ryan Klosterman vs. ETSU, 2/18/2003
Season .....	202	Dansby Swanson, 2014
Career .....	515	Ethan Paul, 2016-19

# Team Records

## BATTING

### Batting Average

Season ..... 327 ..... 1985

### At Bats

Inning..... 15 ..... St. Joseph's, 3/5/1986

Game..... 64 ..... Louisville, 5/11/2010

Season ..... 2505 ..... 2015

### Hits

Inning..... 13 ..... St. Joseph's, 3/5/1986

Game..... 30 ..... Alabama, 4/17/1988

Season ..... 782 ..... 2007

### Runs Scored

Inning..... 17 ..... St. Joseph's, 3/5/1986

Game..... 31 ..... St. Joseph's, 3/5/1986

Season ..... 578 ..... 2019

### Doubles

Game..... 9 ..... Tennessee Tech, 4/29/1987

Season ..... 164 ..... 2019

### Triples

Game..... 4 ..... 3x, last Radford, 5/31/15

Season ..... 28 ..... 2015

### Home Runs

Game..... 9 ..... Clemson, 6/3/2018

Season ..... 100 ..... 2019

### Total Bases

Game..... 51 ..... Alabama, 4/17/1988

Season ..... 1272 ..... 2019

### Runs Batted In

Game..... 28 ..... St. Joseph's, 3/5/1986

Season ..... 541 ..... 2019

### Walks

Game..... 19 ..... Middle Tennessee, 5/15/2018

Season ..... 389 ..... 1989

### Stolen Bases

Game..... 12 ..... Columbia, 3/10/1989

Season ..... 182 ..... 1989

### Strikeouts

Game..... 21 ..... Florida, 3/12/1983

Season ..... 620 ..... 2021

## FIELDING

### Put Outs

Game..... 51 ..... Twice, last time vs. Evansville, 3/8/2023

Season ..... 1967 ..... 2015

### Assists

Game..... 22 ..... Louisville, 5/11/2010

Season ..... 765 ..... 2014

### Most Errors

Game..... 14 ..... Tennessee, 5/15/1959

Season ..... 154 ..... 1990

### Fewest Errors

Game..... 0 ..... Several Times

Season ..... 41 ..... 2018 (62 games)

### Double Plays

Game..... 4 ..... Several Times, last Ole Miss, 4/11/2015

## PITCHING

### Innings Pitched

Game..... 17.0 ..... Twice, last vs. Evansville, 3/8/2023

Season ..... 655.2 ..... 2015

### Earned Run Average

Season ..... 2.44 ..... 2011

### Saves

Season ..... 32 ..... 2019

### Strikeouts

Game..... 24 ..... Evansville, 3/8/2023

Season ..... 790 ..... 2021

### Walks Allowed

Game..... 17 ..... Kentucky, 4/6/1951

Season ..... 305 ..... 1982

### Hits Allowed

Game..... 25 ..... Auburn, 1965

..... Florida, 1967

Season ..... 604 ..... 1999

### Runs Allowed

Game..... 27 ..... Mississippi State, 4/7/1956

Season ..... 427 ..... 1998

### Earned Runs Allowed

Game..... 21 ..... Mississippi State, 4/7/1956

Season ..... 349 ..... 2001

## MISCELLANEOUS TEAM RECORDS

Most Games ..... 72 games in 2014, 2015

Most Wins ..... 59 in 2019

Highest Winning Percentage (10 or more games) ..... .882 in 1903, 1936

Most Wins in Regular Season ..... 48 in 2013

Most Consecutive Wins ..... 20 in 2007

Most Consecutive Wins at Home ..... 17 in 2024

Most Losses ..... 33 in 2000

Most Consecutive Losses ..... 16 in 1951

Most SEC Wins ..... 26 in 2013

Most SEC Losses ..... 24 in 2000

Highest SEC Winning Percentage ..... .897 in 2013

Winning Margin ..... 28 vs. Sewanee in 1902

Left On Base (Game) ..... 22 vs. Belmont, 4/5/1972

Left On Base (Season) ..... 603 in 2019



# Single-Season Highs

## BATTING

### Batting Average

1.	Hunter Bledsoe (1999)	.459
2.	Clinton Johnston (1998)	.424
3.	Karl Nonemaker (1999)	.415
4.	Warner Jones (2004)	.414
5.	Greg Smith (1987)	.411
	George Flower (1985)	.411
7.	Greg Thomas (1991)	.401
8.	Scotti Madison (1980)	.399
9.	Karl Nonemaker (2000)	.393
10.	Austin Martin (2019)	.392

### At-Bats

1.	Rhett Wiseman (2015)	290
2.	Ethan Paul (2019)	286
	Bryan Reynolds (2015)	286
	Anthony Gomez (2011)	286
5.	Dansby Swanson (2014)	282
6.	Dansby Swanson (2015)	281
	Bryan Reynolds (2014)	281
	Philip Clarke (2019)	279
9.	Zander Wiel (2015)	275
	Andrew Giobbi (2010)	275

### Hits

1.	Warner Jones (2004)	111
2.	Austin Martin (2019)	105
	Pedro Alvarez (2007)	105
4.	Tony Kemp (2013)	104
	Ryan Flaherty (2007)	104
6.	Anthony Gomez (2011)	96
	David Macias (2008)	96
8.	JJ Bleday (2019)	95
	Bryan Reynolds (2014)	95
	Hunter Bledsoe (1999)	95

### Doubles

1.	Dansby Swanson (2014)	27
	Warner Jones (2004)	27
3.	Josh Adee (1997)	26
4.	Jason Esposito (2010)	25
5.	Dansby Swanson (2015)	24
	Bryan Reynolds (2014)	24
	Hunter Bledsoe (1999)	24
8.	Ethan Paul (2019)	23
	Dominic de la Osa (2007)	23
	Ryan Flaherty (2007)	23

### Triples

1.	Jeren Kendall (2016)	8
	Tony Kemp (2012)	8
	Ryan Klosterman (2004)	8
3.	Tony Kemp (2011)	7
4.	Jeren Kendall (2015)	6
	Dansby Swanson (2015)	6
	Tony Kemp (2013)	6
	Ryan Montgomery (1995)	6
	Joey Cora (1985)	6
	Rick Duncan (1975)	6
10.	Nick Morrow (1991)	5
	Jim Schifman (1990)	5
	Joey Cora (1984)	5
	Ted Shipley (1974)	5
	Steve Estep (1971)	5
	Jeren Kendall (2017)	5
	Carter Young (2021)	5
	Isaiah Thomas (2021)	5
	Enrique Bradfield Jr. (2022)	5

### Runs Scored

1.	Austin Martin (2019)	87
2.	JJ Bleday (2019)	82
3.	Dansby Swanson (2015)	76
	Pedro Alvarez (2007)	76
5.	Ryan Klosterman (2004)	72
6.	Boomer Whipple (1994)	71
7.	Rhett Wiseman (2015)	70
	Pedro Alvarez (2006)	70
9.	Vee Hightower (1993)	69
	Enrique Bradfield Jr. (2022)	69
	Enrique Bradfield Jr. (2023)	69

### Home Runs

1.	JJ Bleday (2019)	27
2.	Pedro Alvarez (2006)	22
3.	Dominic de la Osa (2007)	20
4.	Josh Adee (1998)	19
	Clinton Johnston (1998)	19
	Nick Morrow (1994)	19
7.	Aaron Westlake (2011)	18
	Pedro Alvarez (2007)	18
	Glenn Davis (1997)	18
	Jason Farese (1997)	18

### Runs Batted In

1.	Warner Jones (2004)	74
	Clinton Johnston (1998)	74
3.	Ethan Paul (2019)	73
4.	JJ Bleday (2019)	72
5.	Greg Thomas (1991)	71
6.	Philip Clarke (2019)	70
	Cesar Nicolas (2004)	70
8.	Zander Wiel (2015)	68
	Pedro Alvarez (2007)	68
10.	Connor Harrell (2013)	67
	Dominic Keegan (2022)	67

### Walks

1.	Vee Hightower (1993)	63
2.	JJ Bleday (2019)	61
3.	Pedro Alvarez (2006)	57
4.	Bob Schabes (1989)	56
5.	Brian Harris (2010)	55
6.	Conrad Gregor (2013)	54
	Scotti Madison (1979)	54
8.	Will Toffey (2016)	51
9.	Bryan Reynolds (2016)	49
	Bill Hensch (1980)	49
	Steve Chandler (1976)	49

## PITCHING

### Wins

1.	Kumar Rocker (2021)	14
	Carson Fulmer (2015)	14
	Tyler Beede (2013)	14
3.	Drake Fellows (2019)	13
	Grayson Garvin (2011)	13
5.	Kumar Rocker (2019)	12
	Walker Buehler (2014)	12
	Sonny Gray (2011)	12
	Casey Weathers (2007)	12
	Jeff Peeples (1973)	12
10.	Kevin Ziomek (2013)	11
	David Price (2007)	11

### Saves

1.	Tyler Brown (2019)	17
2.	Brian Miller (2013)	16
3.	Navery Moore (2011)	11
	Ryan Rote (2004)	11
5.	Ben Bowden (2016)	10
	Carson Fulmer (2014)	10
7.	Clinton Johnston (1996)	9
	Nick Maldonado (2021)	9
	Luke Murphy (2021)	9
10.	Russell Brewer (2008)	8
	Ryan Rote (2005)	8
	Jensen Lewis (2003)	8
	Thomas Schultz (2022)	8
	Nick Maldonado (2023)	8

### Innings Pitched

1.	David Price (2007)	133.1
2.	Carson Fulmer (2015)	127.2
3.	Sonny Gray (2011)	126.0
4.	Jeremy Sowers (2004)	122.2
5.	Kumar Rocker (2021)	122.0
6.	Kevin Ziomek (2013)	119.0
7.	Drake Fellows (2019)	116.2
8.	Jeremy Sowers (2003)	115.0
9.	Jeff Peeples (1973)	114.2
10.	Phil Haigler (1995)	114.0

### Earned Run Average

1.	Jimmy Stephens (1949)	1.07
2.	Jeff Peeples (1972)	1.30
3.	Jeff Peeples (1971)	1.56
4.	Jeff Peeples (1973)	1.64
5.	Carson Fulmer (2015)	1.83
6.	Carson Fulmer (2014)	1.98
7.	Mason Hickman (2019)	2.05
8.	Kevin Ziomek (2013)	2.12
9.	Jack Leiter (2021)	2.13
10.	Lewis Ray (1976)	2.19

### Strikeouts

1.	David Price (2007)	194
2.	Kumar Rocker (2021)	179
	Jack Leiter (2021)	179
4.	Carson Fulmer (2015)	167
5.	David Price (2006)	155
6.	Drake Fellows (2019)	133
7.	Sonny Gray (2011)	132
8.	Doug Wessel (1971)	131
9.	Mason Hickman (2019)	129
10.	Jeremy Sowers (2003)	123

# Career Highs

## BATTING

### Batting Average

1.	Hunter Bledsoe (1997, 1999)	.425
2.	Clinton Johnston (1996-98)	.369
	Karl Nonemaker (1999-2002)	.369
4.	Greg Smith (1985-88)	.358
5.	Anthony Gomez (2010-12)	.354
6.	Pedro Alvarez (2006-08)	.349
	Ryan Flaherty (2006-08)	.349
	Boomer Whipple (1992-95)	.349
9.	Mike Baxter (2004-05)	.345
	Dominic Keegan (2019-22)	.345

### At Bats

1.	Dominic de la Osa (2005-08)	941
2.	Ethan Paul (2016-19)	880
3.	Mike Yastrzemski (2010-13)	842
4.	Connor Harrell (2010-13)	841
5.	Alex Feinberg (2005-08)	824
6.	Boomer Whipple (1992-95)	809
7.	Jim Schifman (1987-90)	792
8.	Bryan Reynolds (2014-16)	791
	Andrew Giobbi (2007-10)	791
10.	David Macias (2005-08)	784

### Hits

1.	Dominic de la Osa (2005-08)	300
2.	Karl Nonemaker (1999-02)	283
3.	Boomer Whipple (1992-95)	282
4.	Anthony Gomez (2010-12)	267
5.	Jim Schifman (1987-90)	266
6.	Alex Feinberg (2005-08)	264
	Ryan Flaherty (2006-08)	264
8.	Aaron Westlake (2008-11)	263
9.	Bryan Reynolds (2014-16)	260
10.	David Macias (2005-08)	255

### Runs Scored

1.	Nick Morrow (1991-94)	208
2.	Dominic de la Osa (2005-08)	204
3.	Enrique Bradfield Jr. (2021-23)	198
4.	Boomer Whipple (1992-95)	192
5.	Pedro Alvarez (2006-08)	191
6.	Aaron Westlake (2008-11)	181
7.	Tony Kemp (2011-13)	177
	Bart Nielson (1991-94)	177
9.	Mike Yastrzemski (2010-13)	176
10.	Bill Hardin (1973-76)	174

### Doubles

1.	Ethan Paul (2016-19)	64
2.	Dominic de la Osa (2005-08)	63
3.	Sean Luellwitz (1999-02)	61
4.	Jason Esposito (2009-11)	60
5.	Bryan Reynolds (2014-16)	58
6.	Andrew Giobbi (2007-10)	57
7.	Boomer Whipple (1992-95)	54
	Clinton Johnston (1996-98)	54
9.	Cam Hazen (1985-88)	53
10.	Dansby Swanson (2013-15)	52
	Ryan Flaherty (2006-08)	52

### Home Runs

1.	Pedro Alvarez (2006-08)	49
	Scotti Madison (1977-80)	49
3.	Clinton Johnston (1996-98)	47
4.	Dominic de la Osa (2005-08)	46
5.	Glenn Davis (1995-97)	43
6.	Aaron Westlake (2008-11)	42
	Cam Hazen (1985-88)	42
8.	Josh Adeeb (1996-98)	41
	Nick Morrow (1991-94)	40
10.	Greg Thomas (1991-93)	38

### Runs Batted In

1.	Dominic de la Osa (2005-08)	188
2.	Nick Morrow (1991-94)	181
3.	Clinton Johnston (1996-98)	179
4.	Aaron Westlake (2008-11)	178
5.	Ethan Paul (2016-19)	175
6.	Ryan Flaherty (2006-08)	169
7.	Connor Harrell (2010-13)	168
	Greg Thomas (1991-93)	168
9.	Curt Casali (2008-11)	167
10.	Jason Esposito (2009-11)	165
	Andrew Giobbi (2007-10)	165

### Stolen Bases

1.	Enrique Bradfield Jr. (2021-23)	130
2.	Charles DeFrance (1980-82)	96
3.	Vee Hightower (1990-93)	91
4.	Joey Cora (1983-85)	84
5.	Bob Schabes (1986-89)	78
6.	Jim Schifman (1987-90)	73
7.	Tony Kemp (2011-13)	72
8.	Dominic de la Osa (2005-08)	68
9.	Jeren Kendall (2015-17)	67
10.	Jason Esposito (2009-11)	66

## PITCHING

### Wins

1.	Patrick Raby (2016-19)	32
2.	Jeff Peeples (1970-73)	29
3.	Kumar Rocker (2019-21)	28
4.	Sonny Gray (2009-11)	27
5.	Jim Gibbs (1981-84)	25
6.	Carson Fulmer (2013-15)	24
	Mike Willis (1969-72)	24
8.	Tyler Beede (2012-14)	23
	Matt Buschmann (2003-06)	23
	Jeremy Sowers (2002-04)	23
	Kyle Balch (1985-88)	23
	Jack Nuismer (1976-79)	23

### Strikeouts

1.	David Price (2005-07)	441
2.	Mike Willis (1969-72)	350
3.	Jeremy Sowers (2002-04)	327
4.	Kumar Rocker (2019-21)	321
5.	Sonny Gray (2009-11)	317
6.	Carson Fulmer (2013-15)	313
7.	Drake Fellows (2017-19)	308
8.	Mike Minor (2007-09)	303
9.	Kyle Wright (2015-17)	290
10.	Patrick Raby (2016-19)	288

### Earned Run Average

1.	Jeff Peeples (1970-73)	1.68
2.	Carson Fulmer (2013-15)	1.99
3.	Jack Leiter (2020-21)	2.08
4.	Brian Miller (2012-14)	2.32
5.	Nick Maldonado (2020-23)	2.62
6.	Grayson Garvin (2009-11)	2.62
7.	Kyle Wright (2015-17)	2.78
8.	Walker Buehler (2013-15)	2.87
9.	Kumar Rocker (2019-21)	2.89
10.	John McLean (1970-73)	2.93

### Innings Pitched

1.	Jim Heins (1986-89)	340.0
2.	Jeremy Sowers (2002-04)	338.2
3.	David Price (2005-07)	313.0
4.	Ronnie McGill (1990-93)	310.2
5.	Patrick Raby (2016-19)	308.0
6.	Mike Willis (1970-72)	307.2
7.	Mike Minor (2007-09)	304.0
8.	Taylor Hill (2008-11)	294.0
9.	Sonny Gray (2009-11)	293.1
10.	Matt Buschmann (2003-06)	289.1

### Saves

1.	Brian Miller (2012-2014)	26
2.	Tyler Brown (2018-present)	20
3.	Ryan Rote (2004-05)	19
4.	Russell Brewer (2008-10)	18
5.	Nick Maldonado (2020-23)	17
6.	David Daniels (1992-95)	15
7.	Carson Fulmer (2013-15)	14
8.	Ben Bowden (2014-16)	12
	Russell Brewer (2008-10)	12
10.	Navery Moore (2009-11)	11
	Jensen Lewis (2003-05)	11
	Mark Bode (1970-73)	11

# Season-by-Season Leaders

## BATTING

### Batting Average

1970	Jeff Love.....	374
1971	Jerry Reasonover.....	357
1972	Steve Estep.....	354
1973	Rick Duncan.....	343
1974	Rick Duncan.....	324
1975	Rick Duncan.....	348
1976	Steve Chandler.....	357
1977	Jerry Robertson.....	361
1978	Bill Hench.....	344
1979	Mike Pike.....	390
1980	Scotti Madison.....	399
1981	Tim Turner.....	339
1982	Cam Stubbs.....	381
1983	Darren Puskarich.....	363
1984	Joey Cora.....	361
1985	George Flower.....	411
1986	Greg Smith.....	356
1987	Greg Smith.....	411
1988	Jim Schifman.....	359
1989	Bob Schabes.....	352
1990	Jim Schifman.....	362
1991	Greg Thomas.....	401
1992	Gabe Whatley.....	328
	Nick Morrow.....	328
1993	Boomer Whipple.....	374
1994	Nick Morrow.....	390
1995	Josh Paul.....	388
1996	Glenn Davis.....	358
1997	Hunter Bledsoe.....	389
1998	Clinton Johnston.....	424
1999	Hunter Bledsoe.....	**459
2000	Karl Nonemaker.....	393
2001	Sean Luellwitz.....	328
	Karl Nonemaker.....	328
2002	Sean Luellwitz.....	370
2003	John Kaye.....	316
2004	Warner Jones.....	414
2005	Mike Baxter.....	374
2006	Ryan Flaherty.....	339
2007	Pedro Alvarez.....	386
2008	David Macias.....	356
2009	Aaron Westlake.....	377
2010	Anthony Gomez.....	379
2011	Conrad Gregor.....	353
2012	Anthony Gomez.....	353
2013	Tony Kemp.....	391
2014	Bryan Reynolds.....	338
2013	Dansby Swanson.....	335
2016	Jeren Kendall.....	332
2017	Will Toffey.....	354
2018	JJ Bleday.....	368
2019	Austin Martin.....	392
2020	Austin Martin.....	***377
2021	Dominic Keegan.....	345
2022	Dominic Keegan.....	371
2023	Chris Maldonado.....	310
2024	RJ Austin.....	335

### At-Bats

1970	John McLean.....	144
1971	Steve Estep.....	203
1972	Steve Estep.....	198
1973	Ted Shipley.....	194
1974	Rick Duncan.....	210
1975	Rick Duncan.....	210
1976	Bill Anderson.....	184
1977	Kenny Sholl.....	172
1978	Bill Hench.....	183
1979	Mark Elliott.....	168
1980	Charles DeFrance.....	192
1981	Charles DeFrance.....	197
1982	Charles DeFrance.....	179

1983	Joey Cora.....	169
1984	Joey Cora.....	166
1985	Joey Cora.....	201
1986	David Joiner.....	201
1987	Greg Smith.....	202
1988	Bob Schabes.....	212
1989	Jim Schifman.....	207
1990	Jim Schifman.....	229
1991	Greg Thomas.....	227
1992	Greg Thomas.....	210
1993	Boomer Whipple.....	211
	Greg Thomas.....	211
1994	Craig Sands.....	222
	Bart Nielson.....	222
1995	Josh Paul.....	219
1996	Josh Paul.....	223
1997	Josh Adeb.....	221
1998	Matt Kata.....	227
1999	Matt Kata.....	227
2000	Karl Nonemaker.....	224
2001	Kevin Geshke.....	232
2002	Karl Nonemaker.....	212
2003	Warner Jones.....	227
2004	Warner Jones.....	268
2005	Warner Jones.....	238
2006	Brian Hernandez.....	255
2007	Ryan Flaherty.....	273
2008	David Macias.....	270
2009	Steven Liddle.....	250
2010	Andrew Giobbi.....	275
2011	Anthony Gomez.....	286
2012	Anthony Gomez.....	255
2013	Tony Kemp.....	266
2014	Dansby Swanson.....	282
2015	Rhett Wiseman.....	290
2016	Jeren Kendall.....	250
2017	Jeren Kendall.....	261
2018	Pat DeMarco.....	242
2019	Ethan Paul.....	286
2020	Cooper Davis.....	***69
2021	Parker Noland.....	246
2022	Enrique Bradfield Jr.....	243
2023	RJ Austin.....	241
2024	RJ Austin.....	242

### Hits

1970	John McLean.....	47
1971	Jerry Reasonover.....	70
1972	Steve Estep.....	70
1973	Ted Shipley.....	65
1974	Rick Duncan.....	68
1975	Rick Duncan.....	73
1976	Bill Anderson.....	60
1977	Jerry Robertson.....	57
1978	Bill Hench.....	63
1979	Mike Pike.....	60
1980	Scotti Madison.....	81
1981	Tim Turner.....	57
	Jerry Williams.....	57
1982	Charles DeFrance.....	60
1983	Darren Puskarich.....	61
1984	Joey Cora.....	60
1985	Joey Cora.....	81
1986	Bill Shiverick.....	67
	Greg Smith.....	67
1987	Greg Smith.....	83
1988	Jim Schifman.....	71
1989	Jim Schifman.....	65
1990	Jim Schifman.....	83
1991	Greg Thomas.....	91
1992	Greg Thomas.....	64
1993	Boomer Whipple.....	79
1994	Nick Morrow.....	80
1995	Josh Paul.....	85
1996	Glenn Davis.....	78

1997	Josh Adeb.....	81
1998	Clinton Johnston.....	84
1999	Hunter Bledsoe.....	95
2000	Karl Nonemaker.....	88
2001	Sean Luellwitz.....	65
2002	Sean Luellwitz.....	77
2003	Warner Jones.....	70
2004	Warner Jones.....	**111
2005	Mike Baxter.....	79
2006	Pedro Alvarez.....	79
2007	Pedro Alvarez.....	105
2008	David Macias.....	96
2009	Aaron Westlake.....	90
2010	Jason Esposito.....	94
2011	Anthony Gomez.....	96
2012	Anthony Gomez.....	90
2013	Tony Kemp.....	104
2014	Bryan Reynolds.....	95
2015	Dansby Swanson.....	94
2016	Jeren Kendall.....	83
2017	Jeren Kendall.....	80
2018	Austin Martin.....	75
2019	Austin Martin.....	105
2020	Cooper Davis.....	***24
2021	Enrique Bradfield Jr.....	82
2022	Dominic Keegan.....	85
	Spencer Jones.....	85
2023	RJ Schreck.....	66
	Jonathan Vastine.....	66
2024	RJ Austin.....	81

### Runs Scored

1970	Steve Estep.....	30
1971	Jimmy Conn.....	43
1972	Bill Winchester.....	48
1973	Ted Shipley.....	44
1974	Ted Shipley.....	48
1975	Bill Hardin.....	49
1976	Bill Hardin.....	46
1977	Mike Wright.....	33
1978	Scotti Madison.....	42
1979	Bill Hench.....	35
	Mike Pike.....	35
1980	Hal Cohen.....	50
1981	Charles DeFrance.....	53
1982	Tim Turner.....	48
1983	Kent Yarbrough.....	41
1984	Joey Cora.....	49
1985	Joey Cora.....	57
1986	Joey Jackson.....	50
1987	Greg Smith.....	52
1988	Jim Schifman.....	52
1989	Bob Schabes.....	66
1990	Jim Schifman.....	61
1991	Greg Thomas.....	66
1992	Nick Morrow.....	49
1993	Vee Hightower.....	69
1994	Boomer Whipple.....	71
1995	Josh Paul.....	63
1996	Glenn Davis.....	55
1997	Josh Adeb.....	53
	Clinton Johnston.....	53
1998	Matt Kata.....	61
1999	Hunter Bledsoe.....	61
2000	Ulises Cabrera.....	51
2001	Ashley Freeman.....	40
2002	Tony Mansolino.....	47
2003	Ryan Klosterman.....	35
2004	Ryan Klosterman.....	72
2005	Mike Baxter.....	47
2006	Pedro Alvarez.....	70
2007	Pedro Alvarez.....	76
2008	Dominic de la Osa.....	65
2009	Brian Harris.....	65
2010	Aaron Westlake.....	66

2011	Anthony Gomez.....	61
2012	Tony Kemp.....	55
2013	Tony Kemp.....	64
2014	Dansby Swanson.....	63
2015	Dansby Swanson.....	76
2016	Jeren Kendall.....	63
2017	Jeren Kendall.....	59
2018	Pat DeMarco.....	48
2019	Austin Martin.....	**87
2020	Austin Martin.....	***15
2021	Enrique Bradfield Jr.....	60
2022	Enrique Bradfield Jr.....	69
2023	Enrique Bradfield Jr.....	69
2024	RJ Austin.....	49

### Doubles

1970	Jeff Love.....	7
	John McLean.....	7
1971	Jerry Reasonover.....	12
1972	John McLean.....	11
1973	Rick Duncan.....	11
1974	Rick Duncan.....	14
1975	Rick Duncan.....	14
1976	Bill Anderson.....	15
1977	Mike Wright.....	9
1978	Scotti Madison.....	12
1979	Mark Elliott.....	14
1980	Mike Pike.....	15
1981	Charles DeFrance.....	16
1982	Cam Stubbs.....	16
1983	Darren Puskarich.....	15
1984	Joey Cora.....	12
1985	Benton Patton.....	21
1986	Cam Haden.....	15
	David Joiner.....	15
1987	Greg Smith.....	16
1988	Jamie Abby.....	16
	Bob Schabes.....	16
1989	Mike Skaggs.....	21
1990	Jim Schifman.....	12
	Brad Shoemaker.....	12
1991	Greg Thomas.....	18
1992	Jeff Martin.....	18
	Nick Morrow.....	18
1993	Alan Purdy.....	19
1994	Craig Sands.....	18
1995	Josh Paul.....	16
1996	Glenn Davis.....	15
	Josh Paul.....	15
1997	Josh Adeb.....	26
1998	Matt Kata.....	19
1999	Hunter Bledsoe.....	24
2000	Ashley Freeman.....	22
2001	Sean Luellwitz.....	15
2002	Sean Luellwitz.....	16
2003	Ryan Klosterman.....	15
2004	Warner Jones.....	**27
2005	Mike Baxter.....	16
2006	Brian Hernandez.....	21
2007	Ryan Flaherty.....	23
	Dominic de la Osa.....	23
	Andrew Giobbi.....	22
2008	Andrew Giobbi.....	22
2009	Steven Liddle.....	22
2010	Jason Esposito.....	25
2011	Jason Esposito.....	22
2012	Conrad Gregor.....	20
2013	Mike Yastrzemski.....	19
2014	Dansby Swanson.....	**27
2015	Dansby Swanson.....	24
2016	Jeren Kendall.....	16
	Bryan Reynolds.....	16
2017	Jason Delay.....	18
2018	Philip Clarke.....	16
2019	Ethan Paul.....	23
2020	Austin Martin.....	**6

# Season-by-Season Leaders

2021	Dominic Keegan.....	17
2022	Spencer Jones.....	21
2023	Jonathan Vastine.....	18
2024	Jonathan Vastine.....	18

## Triples

1970	Bill Winchester.....	2
	Adams Carroll.....	2
1971	Steve Estep.....	5
1972	John McLean.....	2
	Tommy Powell.....	2
	Chuck Boyett.....	2
1973	Greg Collins.....	3
1974	Ted Shipley.....	5
1975	Rick Duncan.....	6
1976	Jerry Robertson.....	3
1977	Steve Chandler.....	4
1978	Jerry Williams.....	3
	Wayne Gregory.....	3
1979	Mike Pike.....	1
	Mark Elliott.....	1
	Greg Wells.....	1
1980	Four Players.....	2
1981	Five Players.....	2
1982	Four Players.....	1
1983	Kent Yarborough.....	3
1984	Joey Cora.....	5
1985	Joey Cora.....	6
1986	Brad Harvie.....	3
1987	Four Players.....	1
1988	Jim Schifman.....	3
1989	Jamie Abby.....	4
1990	Jim Schifman.....	5
1991	Nick Morrow.....	5
1992	Gabe Whatley.....	4
1993	Nick Morrow.....	4
1994	Nick Morrow.....	4
	Boomer Whipple.....	4
	Bart Nielson.....	4
1995	Ryan Montgomery.....	6
1996	Josh Paul.....	3
1997	Glenn Davis.....	2
	Matt Kata.....	2
1998	Four players.....	1
1999	Matt Kata.....	2
	Scott Vanderhoff.....	2
2000	Five Players.....	1
2001	Chris Broadus.....	2
	Sean Luellwitz.....	2
2002	John Kaye.....	3
2003	Warner Jones.....	2
2004	Ryan Klosterman.....	**8
2005	Mike Baxter.....	3
2006	Dominic de la Osa.....	2
	Brad French.....	2
	Brian Hernandez.....	2
	David Macias.....	2
2007	Matt Meingasner.....	4
2008	Dominic de la Osa.....	4
2009	Steven Liddle.....	2
2010	Bryan Johns.....	2
2011	Tony Kemp.....	7
2012	Tony Kemp.....	**8
2013	Tony Kemp.....	6
2014	Rhett Wiseman.....	4
2015	Jeren Kendall.....	6
	Dansby Swanson.....	6
2016	Jeren Kendall.....	**8
2017	Jeren Kendall.....	5
2018	Alonzo Jones.....	3
	Harrison Ray.....	3
2019	Austin Martin.....	4
	Philip Clarke.....	4
2020	Cooper Davis.....	**2
2021	Isaiah Thomas.....	5

	Carter Young.....	5
2022	Enrique Bradfield Jr.....	5
2023	Enrique Bradfield Jr.....	2
	RJ Schreck.....	2
	Jonathan Vastine.....	2
2024	RJ Austin.....	2
	Calvin Hewett.....	2
	Troy LaNeve.....	2
	Jonathan Vastine.....	2

## Home Runs

1970	Bill Winchester.....	6
1971	John McLean.....	10
1972	Bill Winchester.....	9
1973	Greg Collins.....	9
1974	Ted Shipley.....	10
1975	Rick Duncan.....	6
1976	Bill Hardin.....	7
1977	Mike Wright.....	7
1978	Scotti Madison.....	15
1979	Scotti Madison.....	15
1980	Scotti Madison.....	15
1981	Jerry Williams.....	8
1982	David Skinner.....	7
1983	George Flower.....	6
1984	Donald Lawson.....	13
1985	Jeff Graham.....	17
1986	Brad Harvie.....	13
1987	Brad Harvie.....	14
	Cam Hazen.....	14
1988	Jamie Abby.....	11
	Cam Hazen.....	11
1989	Bart King.....	9
1990	Jim Schifman.....	9
	Mike Skaggs.....	9
1991	Greg Thomas.....	16
1992	Jeff Martin.....	14
1993	Gabe Whatley.....	12
1994	Nick Morrow.....	19
1995	Josh Paul.....	11
1996	Glenn Davis.....	17
1997	Glenn Davis.....	18
	Jason Farese.....	18
1998	Josh Adeb.....	19
	Clinton Johnston.....	19
1999	Hunter Bledsoe.....	10
2000	Adam Blue.....	9
2001	John Kaye.....	6
	Sean Luellwitz.....	6
	Ashley Freeman.....	6
2002	Sean Luellwitz.....	12
2003	Cesar Nicolas.....	7
2004	Cesar Nicolas.....	15
2005	Mike Baxter.....	9
2006	Pedro Alvarez.....	22
2007	Dominic de la Osa.....	20
2008	Ryan Flaherty.....	14
2009	Curt Casali.....	10
	Aaron Westlake.....	10
	Steven Liddle.....	10
2010	Aaron Westlake.....	14
2011	Aaron Westlake.....	18
2012	Connor Harrell.....	7
2013	Connor Harrell.....	12
2014	Zander Wiel.....	5
2015	Zander Wiel.....	15
	Rhett Wiseman.....	15
	Dansby Swanson.....	15
2016	Bryan Reynolds.....	13
2017	Jeren Kendall.....	15
2018	Stephen Scott.....	15
2019	JJ Bleday.....	**27
2020	Isaiah Thomas.....	**4
2021	Carter Young.....	16
2022	Dominic Keegan.....	14

2023	RJ Schreck.....	14
2024	Alan Espinal.....	13

## Runs Batted In

1970	Bill Winchester.....	33
1971	Steve Estep.....	35
1972	Bill Winchester.....	55
1973	Rick Duncan.....	51
1974	Rick Duncan.....	45
1975	Rick Duncan.....	51
1976	Bill Hardin.....	23
1977	Steve Chandler.....	26
	Mike Wright.....	26
1978	Scotti Madison.....	38
1979	Mike Pike.....	43
1980	Scotti Madison.....	56
1981	Jerry Williams.....	51
1982	Tim Turner.....	38
1983	Darren Puskarich.....	35
1984	Donald Lawson.....	36
1985	Benton Patton.....	59
1986	Bill Shiverick.....	53
1987	Greg Smith.....	52
1988	Greg Smith.....	56
1989	Jim Schifman.....	52
1990	Brad Shoemaker.....	39
1991	Greg Thomas.....	71
1992	Greg Thomas.....	54
1993	Boomer Whipple.....	57
1994	Nick Morrow.....	64
1995	Josh Paul.....	50
1996	Glenn Davis.....	61
1997	Glenn Davis.....	64
1998	Clinton Johnston.....	**74
1999	Hunter Bledsoe.....	51
2000	Karl Nonemaker.....	56
2001	Ashley Freeman.....	40
2002	Sean Luellwitz.....	51
2003	Cesar Nicolas.....	33
2004	Warner Jones.....	**74
2005	Mike Baxter.....	48
2006	Pedro Alvarez.....	64
2007	Pedro Alvarez.....	68
2008	Ryan Flaherty.....	63
2009	Curt Casali.....	59
2010	Jason Esposito.....	64
2011	Jason Esposito.....	59
2012	Anthony Gomez.....	57
2013	Connor Harrell.....	67
2014	Bryan Reynolds.....	54
2015	Zander Wiel.....	68
2016	Jeren Kendall.....	59
2017	Julian Infante.....	66
2018	Connor Kaiser.....	46
2019	Ethan Paul.....	73
2020	Harrison Ray.....	**13
	Isaiah Thomas.....	**13
2021	Aaron Westlake.....	57
2022	Dominic Keegan.....	67
2023	RJ Schreck.....	59
2024	RJ Austin.....	54

## Walks

1970	Steve Estep.....	27
1971	Records Not Available.....	
1972	Bill Winchester.....	29
1973	John McLean.....	29
1974	Bill Hardin.....	39
1975	Gene Mennees.....	47
1976	Steve Chandler.....	49
1977	Steve Chandler.....	32
1978	Mark Elliott.....	45
1979	Scotti Madison.....	54
1980	Bill Hench.....	49

1981	Jerry Williams.....	34
1982	Erez Borowsky.....	44
1983	Doug Fair.....	38
1984	Joey Cora.....	31
1985	Joey Cora.....	27
	Benton Patton.....	27
1986	Brad Harvie.....	38
1987	Brad Harvie.....	38
1988	Mike Skaggs.....	28
1989	Bob Schabes.....	56
1990	Mike Skaggs.....	31
1991	Vee Hightower.....	40
1992	Nick Morrow.....	40
1993	Vee Hightower.....	**63
1994	Nick Morrow.....	45
1995	Boomer Whipple.....	44
1996	Clinton Johnston.....	36
1997	Clinton Johnston.....	44
1998	Clinton Johnston.....	42
1999	Hunter Bledsoe.....	40
2000	Ashley Freeman.....	32
2001	John Kaye.....	31
2002	Tony Mansolino.....	24
	Cesar Nicolas.....	24
2003	Ryan Klosterman.....	24
	Tony Mansolino.....	24
2004	Cesar Nicolas.....	40
2005	Mike Baxter.....	30
2006	Pedro Alvarez.....	57
2007	Pedro Alvarez.....	40
2008	Ryan Flaherty.....	39
2009	Brian Harris.....	39
2010	Brian Harris.....	55
2011	Aaron Westlake.....	47
2012	Conrad Gregor.....	41
2013	Conrad Gregor.....	54
2014	Vince Conde.....	41
2015	Dansby Swanson.....	43
2016	Will Toffey.....	51
2017	Will Toffey.....	48
2018	Austin Martin.....	35
2019	JJ Bleday.....	**61
2020	Justyn-Henry Malloy.....	**11
2021	Enrique Bradfield Jr.....	45
2022	Enrique Bradfield Jr.....	41
2023	RJ Schreck.....	48
2024	Alan Espinal.....	33

## PITCHING

<b>Wins</b>		
1970	Mike Willis.....	7
1971	Jeff Peeples.....	8
1972	John McLean.....	7
	Jeff Peeples.....	7
1973	Jeff Peeples.....	12
1974	Rick Rhodes.....	8
1975	Mike Coyne.....	6
	Lewis Key.....	6
1976	Bob Latimer.....	6
1977	Rickey Kirtrell.....	7
1978	Rickey Kirtrell.....	7
	Jack Nuismer.....	7
1979	Jack Nuismer.....	10
1980	David Nenad.....	7
1981	Jim Gibbs.....	6
1982	Brian Farley.....	7
	Jim Gibbs.....	7
1983	Jim Gibbs.....	4
1984	Jim Gibbs.....	8
1985	Mark Ambrose.....	7
1986	Jim Heins.....	8
1987	Kyle Balch.....	7
1988	Kyle Balch.....	7
1989	Mike McLochlin.....	8
1990	JoJo Smith.....	9
1991	Steve Sadecki.....	7

# Season-by-Season Leaders

1992	Scott Newell.....	5
	Bump Elliott.....	5
1993	Joe Barbao.....	9
	Matt McDonough.....	9
1994	Matt McDonough.....	7
	Joe Barbao.....	7
1995	Phillip Haigler.....	5
	Paul Seybt.....	5
1996	Paul Seybt.....	8
1997	Bert Snow.....	8
1998	Bert Snow.....	5
	Damon Yee.....	5
1999	Mike Byrd.....	5
2000	Damon Yee.....	5
2001	Jeff Little.....	6
2002	Jeremy Sowers.....	6
2003	Jeremy Sowers.....	7
2004	Jeremy Sowers.....	10
2005	Jensen Lewis.....	8
2006	David Price.....	9
2007	Casey Weathers.....	12
2008	Caleb Cotham.....	7
	Mike Minor.....	7
2009	Caleb Cotham.....	7
2010	Sonny Gray.....	10
2011	Grayson Garvin.....	13
2012	Sam Selman.....	9
2013	Tyler Beede.....	**14
2014	Walker Buehler.....	12
2015	Carson Fulmer.....	**14
2016	Kyle Wright.....	8
	Jordan Sheffield.....	8
2017	Patrick Raby.....	10
2018	Mason Hickman.....	8
2019	Drake Fellows.....	13
2020	Ethan Smith.....	**3
2021	Kumar Rocker.....	14
2022	Devin Futrell.....	9
2023	Devin Futrell.....	8
2024	Bryce Cunningham.....	7
<b>Saves</b>		
1970	Mark Bode.....	3
1971	Mark Bode.....	3
1972	Ed White.....	3
1973	Mark Bode.....	3
1974	Wayne Palmore.....	4
1975	Mike Coyne.....	2
	Rick Rhodes.....	2
1976	Bob Latimer.....	4
1977	Scott Sanderson.....	3
1978	Ted Goverdica.....	6
1979	Mike McCarthy.....	1
	Bill Sahagian.....	1
1980	John Yanello.....	4
1981	Gary Burns.....	2
1982	Tom Wasilewski.....	3
1983	Jeff Trenning.....	3
1984	Jeff Trenning.....	3
1985	Mark Ambrose.....	2
	Abbie Woyce.....	2
1986	Scott Graf.....	2
1987	Archie Smith.....	4
1988	Mike McLochlin.....	2
1989	Bryant Freer.....	3
1990	JoJo Smith.....	6
1991	Joe Morrow.....	3
1992	Tom Pendley.....	4
1993	David Daniels.....	6
1994	David Daniels.....	3
1995	David Daniels.....	3
1996	Clinton Johnston.....	9
1997	Matt Kata.....	6
1998	Four players.....	1
1999	Matt Kata.....	2
2000	Andy Beal.....	3

2001	Robert Ransom.....	2
2002	Dean Bennett.....	6
2003	Jensen Lewis.....	8
2004	Ryan Rote.....	11
2005	Ryan Rote.....	8
2006	Nick Christiani.....	3
	Casey Weathers.....	3
2007	Casey Weathers.....	7
2008	Russell Brewer.....	8
2009	Sonny Gray.....	5
2010	Russell Brewer.....	6
2011	Navery Moore.....	11
2012	Will Clinard.....	5
	Brian Miller.....	5
2013	Brian Miller.....	16
2014	Carson Fulmer.....	10
2015	Philip Pfeifer.....	5
2016	Ben Bowden.....	10
2017	Reed Hayes.....	7
2018	Chandler Day.....	4
2019	Tyler Brown.....	**17
2020	Sam Hliboki.....	**2
2021	Nick Maldonado.....	9
	Luke Murphy.....	9
2022	Thomas Schultz.....	8
2023	Nick Maldonado.....	8
2024	Ryan Ginther.....	5
	Brennan Seiber.....	5

## Innings Pitched

1970	Mike Willis.....	79.1
1971	Doug Wessel.....	86.0
1972	Jeff Peeples.....	76.0
1973	Jeff Peeples.....	114.2
1974	Rick Rhodes.....	93.2
1975	Mike Coyne.....	81.1
1976	Bob Latimer.....	82.0
1977	Rickey Kittrell.....	91.2
1978	Rickey Kittrell.....	85.2
1979	Jack Nuismer.....	100.0
1980	David Nenad.....	104.0
1981	David Nenad.....	86.0
1982	Brian Farley.....	80.0
1983	Jim Gibbs.....	69.1
1984	Tom Wasilewski.....	66.2
1985	Mark Ambrose.....	87.1
1986	Jim Heins.....	87.1
1987	Archie Smith.....	78.0
1988	Kyle Balch.....	98.0
1989	Jim Heins.....	102.0
1990	JoJo Smith.....	97.2
1991	Ronnie McGill.....	88.1
1992	Scott Newell.....	107.1
1993	Ronnie McGill.....	100.2
1994	Joe Barbao.....	110.0
1995	Phillip Haigler.....	114.0
1996	Phillip Haigler.....	106.2
1997	Bert Snow.....	93.2
1998	Bert Snow.....	90.1
1999	Mike Byrd.....	107.2
2000	Damon Yee.....	105.1
2001	Steven Faulkner.....	99.0
2002	Jeremy Sowers.....	101.0
2003	Jeremy Sowers.....	115.0
2004	Jeremy Sowers.....	122.2
2005	Jensen Lewis.....	92.2
2006	David Price.....	110.1
2007	David Price.....	**133.1
2008	Mike Minor.....	103.0
2009	Mike Minor.....	110.2
2010	Sonny Gray.....	108.2
2011	Sonny Gray.....	126.0
2012	Kevin Ziomek.....	79.1
2013	Kevin Ziomek.....	119.0
2014	Tyler Beede.....	113.1

2015	Carson Fulmer.....	127.2
2016	Jordan Sheffield.....	101.2
2017	Patrick Raby.....	105.1
2018	Drake Fellows.....	96.1
2019	Drake Fellows.....	116.2
2020	Jake Eder.....	**20.0
2021	Kumar Rocker.....	122.0
2022	Chris McElvain.....	80.1
2023	Devin Futrell.....	83.2
2024	Bryce Cunningham.....	84.2

## Earned Run Average

1970	Mike Willis.....	2.39
1971	Jeff Peeples.....	1.56
1972	Jeff Peeples.....	**1.30
1973	Jeff Peeples.....	1.64
1974	Rick Rhodes.....	3.06
1975	Lewis Key.....	3.12
1976	Lewis Key.....	2.19
1977	Rickey Kittrell.....	2.95
1978	Rickey Kittrell.....	2.95
1979	Jack Nuismer.....	3.78
1980	Gary Burns.....	3.63
1981	David Nenad.....	4.40
1982	Abbie Woyce.....	3.37
1983	Abbie Woyce.....	4.04
1984	Jim Gibbs.....	3.96
1985	Kyle Balch.....	3.19
1986	John Parke.....	4.61
1987	Archie Smith.....	4.38
1988	Kyle Balch.....	3.58
1989	Steve Sadecki.....	4.75
1990	JoJo Smith.....	2.67
1991	Ronnie McGill.....	4.69
1992	Ronnie McGill.....	4.54
1993	Joe Barbao.....	3.98
1994	Matt McDonough.....	3.72
1995	David Daniels.....	3.07
1996	Clinton Johnston.....	2.41
1997	Damon Yee.....	2.33
1998	Clinton Johnston.....	2.66
1999	Mike Byrd.....	3.59
2000	Andy Beal.....	4.59
2001	Robert Ransom.....	5.94
2002	Jeremy Sowers.....	4.37
2003	Jeremy Sowers.....	2.50
2004	Ryan Mullins.....	2.58
2005	Jensen Lewis.....	2.62
2006	Ty Davis.....	3.91
2007	David Price.....	2.63
2008	Mike Minor.....	4.28
2009	Russell Brewer.....	2.96
2010	Chase Reid.....	3.46
2011	Sonny Gray.....	2.43
2012	Drew VerHagen.....	3.50
2013	Kevin Ziomek.....	2.12
2014	Carson Fulmer.....	1.98
2015	Carson Fulmer.....	1.83
2016	Jordan Sheffield.....	3.01
2017	Zach King.....	2.56
2018	Patrick Raby.....	3.57
2019	Mason Hickman.....	2.05
2020	Mason Hickman.....	**0.48
2021	Jack Leiter.....	2.13
2022	Carter Holton.....	3.14
2023	Devin Futrell.....	3.44
2024	Bryce Cunningham.....	4.36

## Strikeouts

1970	Doug Wessel.....	97
	Mike Willis.....	97
1971	Doug Wessel.....	131
1972	Mike Willis.....	71
1973	Jeff Peeples.....	113
1974	Rick Rhodes.....	73

1975	Lewis Key.....	50
	Rick Rhodes.....	50
1976	Scott Sanderson.....	65
1977	Scott Sanderson.....	87
1978	Rickey Kittrell.....	63
1979	Jack Nuismer.....	78
1980	John Yanello.....	59
1981	Jim Gibbs.....	57
1982	Brian Farley.....	63
1983	Abbie Woyce.....	51
1984	Jeff Edwards.....	65
1985	Mark Ambrose.....	100
1986	Kyle Balch.....	68
1987	Archie Smith.....	89
1988	Kyle Balch.....	85
1989	Mike McLochlin.....	63
1990	JoJo Smith.....	75
1991	Steve Sadecki.....	93
1992	Scott Newell.....	61
1993	Ronnie McGill.....	51
1994	Joe Barbao.....	55
1995	Phillip Haigler.....	71
1996	Phillip Haigler.....	62
1997	Bert Snow.....	97
1998	Bert Snow.....	83
1999	Mike Byrd.....	101
2000	Damon Yee.....	106
2001	Steven Faulkner.....	75
2002	Jeremy Sowers.....	85
2003	Jeremy Sowers.....	123
2004	Jeremy Sowers.....	119
2005	Jensen Lewis.....	95
2006	David Price.....	155
2007	David Price.....	**194
2008	Mike Minor.....	101
2009	Mike Minor.....	114
2010	Sonny Gray.....	113
2011	Sonny Gray.....	132
2012	Sam Selman.....	80
2013	Kevin Ziomek.....	115
2014	Tyler Beede.....	116
2015	Carson Fulmer.....	167
2016	Jordan Sheffield.....	113
2017	Kyle Wright.....	121
2018	Drake Fellows.....	107
2019	Drake Fellows.....	133
2020	Kumar Rocker.....	**28
2021	Jack Leiter.....	179
	Kumar Rocker.....	179
2022	Chris McElvain.....	100
2023	Hunter Owen.....	76
2024	Carter Holton.....	98

\*NCAA record

\*\*Team record

\*\*\*Season suspended due to COVID-19

## Season-by-Season Team Statistics

### Season-by-Season Team Batting Statistics

Year	G	AB	R	H	2B	3B	HR	RBI	AVG.	BB	SO	SB-SBA	PO	A	E	FLD%
1969	39	-	178	291	-	-	-	134	-	-	-	-	-	-	-	-
1970	40	1238	227	342	50	11	27	181	.276	151	217	49	-	-	-	-
1971	53	1726	278	459	59	15	36	226	.266	224	315	85	-	-	-	-
1972	50	1727	325	486	67	8	31	274	.281	234	267	68	-	-	-	-
1973	52	1649	319	461	69	13	40	264	.280	235	341	101	-	-	-	-
1974	60	1714	293	428	63	15	36	247	.250	265	257	154	-	-	-	-
1975	60	1712	308	423	54	15	23	250	.247	309	302	74	-	-	-	-
1976	50	1546	260	415	75	13	32	200	.268	232	231	90	-	-	-	-
1977	51	1503	234	411	68	8	22	180	.273	173	214	90	-	-	104	-
1978	48	1491	296	423	78	12	40	253	.284	203	<u>207</u>	65	-	-	91	-
1979	46	1372	271	369	73	5	40	238	.269	235	227	49-76	1043	449	78	.950
1980	56	1790	388	546	95	11	33	349	.305	314	219	87-115	1353	586	77	.962
1981	52	1615	331	464	110	11	55	307	.287	217	274	108-140	1196	547	91	.950
1982	46	1474	332	463	92	4	38	294	.314	218	251	101-122	1087	444	79	.951
1983	46	1463	260	414	85	10	26	232	.283	210	219	61-80	1108	505	90	.947
1984	45	1408	314	422	95	10	49	268	.300	218	240	57-82	1055	463	84	.948
1985	51	1708	403	558	104	18	86	367	<u>.327</u>	195	303	81-109	1218	515	72	.960
1986	54	1775	352	531	110	10	67	320	.299	210	370	48-78	1298	560	126	.936
1987	52	1700	399	522	107	4	76	346	.307	222	352	57-81	1222	527	117	.937
1988	53	1773	369	532	113	12	46	314	.300	203	338	66-86	1323	561	120	.940
1989	54	1797	404	522	115	10	41	355	.290	322	346	<u>182-220</u>	1373	587	95	.954
1990	58	1948	351	555	101	18	53	319	.285	234	383	79-112	1448	629	154	.931
1991	57	1906	428	565	101	16	70	385	.296	281	386	85-108	1415	544	92	.955
1992	54	1755	355	501	108	16	65	313	.285	284	399	68-99	1364	604	102	.951
1993	56	1895	382	582	127	6	63	333	.307	261	328	115-156	1421	617	93	.956
1994	58	1967	446	587	112	19	57	405	.298	264	410	104-144	1503	681	107	.953
1995	56	1950	362	540	119	16	40	329	.277	273	412	86-125	1495	619	101	.954
1996	54	1860	372	544	108	10	82	346	.292	240	485	68-94	1415	608	101	.951
1997	55	1952	449	616	122	6	85	400	.316	248	437	58-82	1432	577	111	.948
1998	53	1856	414	561	120	6	71	381	.302	239	417	62-92	1367	592	128	.939
1999	55	1963	349	603	134	8	43	311	.307	219	356	83-107	1453	624	117	.947
2000	54	1885	345	559	126	5	40	315	.297	209	368	51-72	1408	554	83	.959
2001	55	1885	305	508	113	7	33	274	.269	247	411	50-73	1460	569	62	.970
2002	51	1780	302	507	116	6	41	280	.285	161	382	41-57	1349	546	68	.965
2003	55	1872	216	483	92	5	25	197	.258	158	328	47-75	1497	602	60	.972
2004	64	2243	398	681	119	26	53	363	.304	189	375	93-112	1723	599	52	.978
2005	55	1914	298	557	86	8	38	271	.291	168	291	95-120	1487	548	68	.968
2006	65	2291	424	705	131	13	57	388	.308	239	369	49-79	1738	634	74	.970
2007	67	2417	491	<u>782</u>	158	16	66	443	.324	244	405	75-103	1820	696	69	.973
2008	63	2256	448	697	135	21	62	400	.309	253	414	80-109	1707	594	70	.970
2009	64	2173	449	665	134	8	56	397	.306	259	389	89-123	1668	576	65	.972
2010	66	2329	481	719	160	7	63	437	.310	301	393	80-105	1814	716	66	.975
2011	66	2269	459	714	130	14	51	413	.315	258	361	80-111	1749	658	66	.973
2012	63	2076	349	556	115	19	27	315	.268	249	426	92-120	1675	613	82	.965
2013	66	2238	459	700	126	17	41	418	.313	295	394	139-175	1788	644	58	.977
2014	<u>72</u>	2359	403	655	145	14	22	351	.278	269	463	120-166	1919	<u>765</u>	69	.975
2015	<u>72</u>	<u>2505</u>	476	726	152	<u>28</u>	69	433	.290	302	610	106-138	<u>1967</u>	731	58	.979
2016	62	2076	416	568	115	26	43	375	.274	268	530	88-125	1654	600	59	.974
2017	62	2141	409	599	114	17	51	379	.280	287	475	54-80	1676	639	58	.976
2018	62	2078	386	559	106	13	67	339	.269	296	565	101-122	1622	548	<u>41</u>	<u>.981</u>
2019	71	2477	<u>578</u>	770	<u>164</u>	19	<u>100</u>	<u>541</u>	.311	<u>389</u>	603	80-100	1901	598	50	.980
2020#	18	596	104	165	37	2	9	99	.277	74	129	27-30	485	129	17	.973
2021	67	2291	454	653	130	21	92	433	.285	301	620	92-104	1794	510	65	.973
2022	62	2101	425	600	115	16	77	390	.286	305	506	98-109	1635	539	52	.977
2023	62	2097	438	576	114	10	76	397	.275	285	469	76-95	1643	457	42	.980
2024	61	2026	412	579	126	11	72	387	.286	233	513	102-117	1568	505	49	.977

# Season suspended due to COVID-19  
Team Best Marks Underlined

# Season-by-Season Team Statistics

## Season-by-Season Team Pitching Statistics

Year	G	W-L	PCT.	ERA	SV	CG	SHO	IP	H	R-ER	BB	SO	HR	BK	HB	WP
1970	40	24-16	.600	3.24	6	-	4	324.2	262	157-117	194	359	-	-	-	25
1971	53	33-19	.635	3.38	11	-	-	447.1	359	199-151	240	440	-	-	-	3
1972	50	35-17	.700	3.51	10	23	-	438.2	424	228-171	224	415	-	-	-	-
1973	52	36-16	.692	3.21	8	<u>29</u>	-	420.2	364	<u>184-150</u>	210	360	-	-	-	-
1974	60	37-22	.617	4.26	7	26	-	465.1	482	269-220	247	252	-	-	-	-
1975	60	30-29	.500	4.30	5	28	-	456.2	456	299-218	278	280	-	-	-	-
1976	50	27-23	.540	4.14	7	25	-	404.0	425	270-186	247	277	-	-	-	-
1977	51	25-25	.490	3.71	3	-	-	390.2	396	238-161	186	368	-	-	7	24
1978	48	31-17	.646	5.01	9	-	-	382.1	443	272-213	180	251	-	-	16	23
1979	46	21-25	.457	5.67	2	23	2*	349.0	396	285-219	246	223	32	1	9	25
1980	56	34-21	.618	4.49	9	14	8*	451.0	447	261-225	300	262	29	2	22	<u>21</u>
1981	52	26-25	.510	5.85	6	13	1	398.2	461	332-259	292	243	49	2	14	33
1982	46	28-17	.622	4.77	6	13	4*	362.1	363	259-192	305	258	30	2	14	<u>21</u>
1983	46	22-23	.489	5.14	8	8	2*	369.1	401	279-211	245	303	35	1	13	33
1984	45	28-17	.622	5.35	7	11	1*	351.2	388	270-209	242	309	44	4	16	37
1985	51	35-16	.686	4.66	6	15	7*	406.0	408	262-210	234	386	44	4	25	26
1986	54	25-29	.463	5.35	6	15	3*	432.2	525	352-257	232	310	42	4	22	50
1987	52	27-25	.519	5.74	7	10	1	408.0	478	338-260	219	358	45	5	17	29
1988	53	30-23	.566	4.45	4	12	2	441.0	449	295-218	259	372	45	3	18	37
1989	54	31-21	.596	5.33	9	10	0	459.1	476	324-271	258	283	57	0	27	49
1990	58	28-30	.483	5.26	10	11	1	484.1	565	401-282	269	337	42	5	40	53
1991	57	29-27	.518	5.65	9	7	0	473.1	530	359-296	260	350	56	4	23	55
1992	54	29-24	.547	6.04	10	5	0	456.1	553	373-305	240	284	56	4	44	45
1993	56	32-23	.582	6.00	11	2	0	473.2	545	375-316	279	261	60	4	38	44
1994	58	28-30	.483	5.57	4	10	5	501.0	556	375-310	265	325	52	5	35	50
1995	56	26-30	.465	4.52	8	5	0	498.1	530	354-250	209	360	39	4	33	44
1996	54	29-25	.537	5.59	12	4	2	471.2	573	365-293	179	329	65	6	38	32
1997	55	31-24	.564	6.00	7	2	1	477.1	566	410-318	250	408	78	2	37	58
1998	53	25-28	.472	6.40	4	2	3	455.2	576	427-324	224	408	88	6	60	42
1999	55	22-33	.400	5.85	4	3	0	484.1	604	396-315	231	437	74	4	37	49
2000	54	21-33	.389	5.94	7	7	0	469.1	529	390-310	270	382	50	5	67	62
2001	55	24-31	.436	6.45	6	3	1*	486.2	595	395-349	231	324	67	4	59	32
2002	51	24-27	.471	5.98	12	5	1	449.2	529	348-299	228	312	45	12	53	52
2003	55	27-28	.491	3.46	15	1	3	499.0	475	237-192	<u>168</u>	432	32	12	36	24
2004	64	45-19	.703	3.34	17	6	10*	574.1	532	253-213	195	518	39	5	55	28
2005	55	34-21	.618	3.38	16	3	5*	495.2	429	223-186	189	514	26	3	55	36
2006	65	38-27	.585	4.18	11	7	4	579.1	556	308-269	229	574	45	11	71	42
2007	67	54-13	.806	3.55	13	7	4	606.2	535	266-239	180	633	38	5	65	33
2008	63	41-22	.651	4.68	15	3	2*	569.0	577	338-296	231	587	55	9	65	44
2009	64	37-27	.578	4.66	17	6	6*	556.0	586	326-288	207	604	68	8	48	44
2010	66	46-20	.697	3.69	14	3	6	604.2	592	298-248	224	557	48	3	49	26
2011	66	54-12	.818	<u>2.44</u>	18	3	7*	583.0	466	187-158	199	567	29	7	60	32
2012	63	35-28	.556	4.05	13	2	5	558.1	534	293-251	253	452	32	11	78	41
2013	66	54-12	.818	2.76	24	3	3*	596.0	469	217-183	258	520	20	4	64	50
2014	<u>72</u>	51-21	.708	2.90	21	3	8*	639.2	486	252-206	245	636	<u>16</u>	6	61	63
2015	<u>72</u>	51-21	.708	2.84	13	4	14*	<u>655.2</u>	508	247-207	295	703	31	9	52	54
2016	62	43-19	.694	3.25	19	2	9*	551.1	473	249-199	211	593	26	2	52	52
2017	62	36-25	.590	3.71	12	3	5	558.2	464	271-230	227	544	47	3	59	56
2018	62	35-27	.564	4.23	13	1	4	540.2	486	280-254	239	567	45	6	53	60
2019	71	<u>59-12</u>	<u>.830</u>	3.72	<u>32</u>	3	6*	633.2	537	291-262	268	765	33	8	68	64
2020#	18	13-5	.722	1.84	5	0	4*	161.2	99	42-33	66	218	3	0	15	17
2021	67	49-18	.731	3.46	24	3	8*	598.0	416	267-230	248	<u>790</u>	76	6	64	53
2022	62	39-23	.629	3.95	11	3	10*	545.0	449	275-239	243	627	59	1	63	43
2023	62	42-20	.700	4.27	12	1	6*	547.2	442	291-260	251	600	74	0	70	33
2024	61	38-23	.623	5.18	17	2	4*	522.2	478	347-301	235	595	76	1	80	49

# Season suspended due to COVID-19

\* Includes combined shutouts

Team Best Marks Underlined

## Season-by-Season Results

**1886 (1-1)**

Sewanee.....W.....	10-2
Sewanee.....L.....	3-11

**1887 (1-0)**

Sewanee.....W.....	21-2
--------------------	------

**1888 (2-0)**

Tennessee.....W.....	9-6
Tennessee.....W.....	9-1

**1889 (1-1)**

Sewanee.....L.....	7-8
Sewanee.....W.....	8-1

**1890**  
**No Records Available**

**1891 (0-3)**

Cumberland.....L.....	9-10
Cumberland.....L.....	3-10
Cumberland.....L.....	5-7

**1892 (5-4)**

Tennessee.....W.....	17-9
Tennessee.....L.....	6-9
Cumberland.....L.....	6-11
Cumberland.....W.....	11-0
Cumberland.....W.....	5-2
Cumberland.....L.....	5-9
Cumberland.....W.....	4-2
Washington and Lee.....L.....	0-11

**1893 (5-3-2)**

Sewanee.....L.....	0-1
Sewanee.....W.....	3-1
Sewanee.....L.....	8-12
Cumberland.....W.....	4-0
Cumberland.....T.....	6-6
Nashville.....W.....	5-1
Alabama.....L.....	1-2
Alabama.....T.....	2-2
Alabama.....W.....	10-5
Alabama.....W.....	4-1

**1894 (4-4)**

Sewanee.....L.....	1-7
Tennessee.....L.....	3-4
Tennessee.....W.....	6-5
Cumberland.....W.....	23-4
Cumberland.....W.....	14-7
Alabama.....W.....	12-1
Alabama.....L.....	9-10
Alabama.....L.....	3-21

**1895 (3-0)**

Sewanee.....W.....	12-8
Sewanee.....W.....	6-5
Cumberland.....W.....	8-7

**1896 (7-2-1)**

Sewanee.....W.....	4-3
Sewanee.....W.....	8-4
Sewanee.....W.....	5-4
Sewanee.....W.....	8-5
Sewanee.....L.....	5-13
Tennessee.....W.....	4-3
Tennessee.....W.....	13-4
Tennessee.....L.....	7-9

Cumberland.....T.....	12-12
Cumberland.....W.....	16-6

**1897 (8-4)**

Sewanee.....L.....	2-4
Sewanee.....L.....	2-9
Sewanee.....W.....	14-4
Sewanee.....L.....	2-3
Sewanee.....W.....	16-12
Tennessee.....W.....	10-4
Tennessee.....W.....	15-7
Cumberland.....W.....	17-2
Cumberland.....W.....	12-5
Georgia.....W.....	1-0
Georgia.....L.....	4-12
Georgia.....W.....	3-1

**1898 (8-2-1)**

Sewanee.....T.....	5-5
Sewanee.....W.....	4-1
Sewanee.....W.....	10-5
Nashville.....W.....	6-3
Georgia.....W.....	13-1
Georgia.....W.....	3-0
Georgia.....W.....	4-0
Pennsylvania.....L.....	0-10
Pennsylvania.....L.....	3-7
Cincinnati.....W.....	15-5
Cincinnati.....W.....	8-0

**1899 (5-4)**

Tennessee.....W.....	20-0
Tennessee.....W.....	7-6
Cumberland.....W.....	15-8
Nashville.....W.....	17-5
Nashville.....W.....	14-3
Georgia.....L.....	0-3
Georgia.....L.....	6-7
Georgia.....L.....	9-10
Cornell.....L.....	11-12

**1900 (8-7)**

Sewanee.....W.....	8-7
Sewanee.....W.....	5-2
Sewanee.....L.....	2-11
Sewanee.....W.....	8-7
Tennessee.....L.....	2-5
Tennessee.....L.....	4-10
Tennessee.....W.....	10-1
Cumberland.....W.....	13-2
Chicago.....L.....	3-18
Chicago.....L.....	7-22
Chicago.....L.....	8-11
Mississippi.....W.....	6-5
Southwestern Presbyterian...W.....	20-8
Texas.....L.....	2-3
Texas.....W.....	14-4

**1901 (9-3)**

Sewanee.....W.....	8-2
Sewanee.....W.....	15-7
Sewanee.....W.....	7-6
Cumberland.....W.....	25-0
Alabama.....L.....	10-11
Alabama.....W.....	11-3
Alabama.....W.....	11-7
Mercer.....L.....	4-6

Georgia Tech.....W.....	6-5
Georgia Tech.....L.....	2-7
Central.....W.....	5-2
Central.....W.....	10-0

**1902 (11-6-1)**

Sewanee.....W.....	31-3
Sewanee.....L.....	4-8
Sewanee.....W.....	21-1
Sewanee.....L.....	3-8
Sewanee.....L.....	4-8
Tennessee.....W.....	12-5
Tennessee.....W.....	11-10
Tennessee.....W.....	9-8
Tennessee.....W.....	13-2
Tennessee.....L.....	2-7
Nashville.....W.....	12-4
Nashville.....W.....	30-2
Southwestern Presbyterian...L.....	8-9
Southwestern Presbyterian...L.....	2-5
Southwestern Presbyterian...W.....	17-0
Central.....T.....	10-10
Central.....W.....	14-0
Central.....W.....	5-2

**1903 (15-2)**

Sewanee.....W.....	9-1
Sewanee.....L.....	7-10
Sewanee.....W.....	18-5
Sewanee.....W.....	14-2
Cumberland.....W.....	18-9
Cumberland.....W.....	10-2
Georgia.....W.....	12-11
Southwestern Presbyterian...W.....	15-6
Southwestern Presbyterian...W.....	17-0
Texas.....W.....	17-8
Texas.....L.....	2-6
Texas.....W.....	8-5
Georgia Tech.....W.....	7-2
Georgia Tech.....W.....	4-2
Central.....W.....	8-3
Central.....W.....	8-5
Central.....W.....	17-7

**1904 (19-6)**

Sewanee.....W.....	1-0
Sewanee.....W.....	6-2
Sewanee.....W.....	4-0
Sewanee.....W.....	16-2
Cumberland.....W.....	6-0
Cumberland.....L.....	3-4
Nashville.....W.....	5-1
Nashville.....W.....	5-4
Nashville.....L.....	3-7
Alabama.....L.....	4-7
Alabama.....W.....	12-4
Alabama.....W.....	8-3
Southwestern Presbyterian...W.....	5-2
Southwestern Presbyterian...W.....	1-0
Southwestern Presbyterian...W.....	14-5
Georgia Tech.....W.....	3-1
Georgia Tech.....L.....	1-3
Georgia Tech.....W.....	5-2
Central.....W.....	6-1
Central.....L.....	1-3
Central.....W.....	9-0
Southwestern Presbyterian...W.....	9-6
Southwestern Presbyterian...L.....	1-3
Southwestern Presbyterian...W.....	2-1

Washington.....W.....	14-3
-----------------------	------

**1905 (22-5)**

Sewanee.....L.....	2-5
Sewanee.....L.....	2-4
Sewanee.....W.....	7-2
Sewanee.....W.....	4-3
Sewanee.....W.....	6-0
Tennessee.....W.....	5-4
Tennessee.....W.....	7-6
Nashville.....W.....	15-13
Nashville.....W.....	12-2
Nashville.....W.....	18-5
Alabama.....W.....	7-1
Alabama.....W.....	6-2
Alabama.....W.....	6-3
Cincinnati.....W.....	4-0
Cincinnati.....W.....	13-4
Cornell.....L.....	6-10
Cornell.....L.....	0-3
Texas.....L.....	2-3
Texas.....W.....	6-2
Central.....W.....	7-0
Central.....W.....	8-4
Central.....W.....	3-1
Kentucky State.....W.....	7-2
Kentucky State.....W.....	8-6
Kentucky State.....W.....	8-4
Indiana.....W.....	7-2
Indiana.....W.....	4-0

**1906 (11-10)**

Sewanee.....W.....	8-7
Sewanee.....W.....	4-0
Sewanee.....L.....	1-2
Sewanee.....L.....	2-7
Tennessee.....L.....	5-6
Tennessee.....W.....	7-1
Tennessee.....W.....	6-2
Nashville.....W.....	8-6
Nashville.....W.....	10-2
Alabama.....W.....	8-0
Alabama.....W.....	10-4
Alabama.....W.....	9-3
Cornell.....L.....	4-5
Cornell.....L.....	2-3
Cornell.....L.....	1-8
Georgia Tech.....L.....	1-5
Georgia Tech.....L.....	1-2
Georgia Tech.....L.....	4-5
Michigan.....W.....	3-1
Michigan.....L.....	2-4
Michigan.....W.....	6-5

**1907 (15-5)**

Sewanee.....W.....	3-1
Sewanee.....W.....	6-4
Sewanee.....W.....	3-1
Sewanee.....W.....	6-4
Sewanee.....W.....	4-2
Cumberland.....W.....	14-2
Cumberland.....W.....	6-4
Cumberland.....W.....	4-2
Alabama.....L.....	1-4
Alabama.....L.....	4-7
Southwestern Presbyterian...W.....	4-2
Southwestern Presbyterian...L.....	4-5
Southwestern Presbyterian...W.....	10-1
Texas.....W.....	11-0



## Season-by-Season Results

Texas.....L.....	3-5
Texas.....W.....	5-3
Georgia Tech.....W.....	6-0
Georgia Tech.....L.....	6-5
Georgia Tech.....L.....	2-3
Howard.....W.....	7-2

### 1908 (11-9-2)

Sewanee.....L.....	7-17
Sewanee.....W.....	5-4
Sewanee.....W.....	5-4
Sewanee.....W.....	4-2
Tennessee.....W.....	5-3
Tennessee.....L.....	2-5
Defiance.....W.....	10-0
Indiana.....W.....	6-0
Indiana.....W.....	9-1
Indiana.....W.....	15-6
Nashville.....L.....	6-7
Michigan.....L.....	6-9
Michigan.....L.....	0-7
Auburn.....W.....	9-6
Auburn.....L.....	4-8
Georgia.....L.....	3-5
Georgia.....L.....	4-16
Georgia Tech.....L.....	3-13
Georgia Tech.....L.....	6-10
Kentucky.....W.....	9-6
Kentucky.....W.....	9-7
Tennessee.....L.....	2-3
Tennessee.....W.....	6-5

Mississippi A&M.....W.....	3-2
Mississippi A&M.....L.....	4-5
Middle Tennessee.....W.....	6-4
Middle Tennessee.....W.....	2-1
Alabama.....L.....	0-12
Alabama.....L.....	3-4
Western Kentucky.....W.....	6-3

### 1927 (11-12)

#### Coach: Bill Schwartz

Lions of Nashville.....W.....	9-7
Georgia.....W.....	8-2
Georgia.....L.....	1-9
Florida.....L.....	3-5
Georgia Tech.....W.....	7-3
Georgia Tech.....L.....	3-10
Auburn.....L.....	0-4
Auburn.....L.....	4-6
Auburn.....W.....	2-1
Tennessee.....W.....	9-5
Tennessee.....W.....	13-3
Mississippi A&M.....W.....	5-4
Mississippi A&M.....L.....	1-2
Boston College.....L.....	2-20
Harvard.....L.....	4-7
Holy Cross.....L.....	2-6
Princeton.....L.....	7-11
Yale.....L.....	0-2
Manhattan.....W.....	4-2
Brown.....W.....	4-1
Providence.....W.....	6-5
Amherst.....W.....	9-7
Dartmouth.....L.....	6-7

### 1928 (7-6)

#### Coach: Bill Schwartz

Michigan.....L.....	1-10
Michigan.....W.....	4-3
Notre Dame.....L.....	2-4
Cumberland.....W.....	9-0

Mufreesboro Teachers...W.....	1-5
Kentucky.....W.....	6-4
Georgia Tech.....L.....	3-8
Georgia Tech.....L.....	8-10
Tennessee.....W.....	9-1
Tennessee.....W.....	17-4
Middle Tennessee Teachers..L.....	10-11
Tennessee Tech.....L.....	2-3
Tennessee Tech.....W.....	5-3

### 1929 (17-5)

#### Coach: Bill Schwartz

Michigan State.....W.....	7-2
Michigan State.....W.....	12-1
Michigan.....W.....	
Wisconsin.....W.....	
Wisconsin.....L.....	3-8
Georgia Tech.....W.....	
Kentucky.....L.....	
Kentucky.....L.....	
Alabama.....L.....	1-3
Alabama.....T.....	3-3
Auburn.....W.....	8-6
Auburn.....L.....	6-7
Georgia Tech.....W.....	3-0
Georgia Tech.....W.....	6-1
Virginia.....W.....	5-1
Tennessee.....W.....	8-1

### 1930 (9-7)

#### Coach: Bill Schwartz

Michigan State.....W.....	5-4
Wisconsin.....L.....	5-6
Wisconsin.....L.....	6-9
Michigan.....L.....	7-8
Kentucky.....L.....	
Kentucky.....W.....	13-5
Alabama.....L.....	2-8
Alabama.....L.....	2-8
Georgia Tech.....L.....	5-10
Georgia Tech.....W.....	6-1
Tennessee.....W.....	14-2
Auburn.....W.....	
Auburn.....W.....	
Tennessee Tech.....W.....	11-10
Middle Tennessee Teachers..W.....	1-0

### 1931 (7-7)

#### Coach: Bill Schwartz

Michigan.....L.....	2-3
Michigan.....W.....	5-2
Wisconsin.....L.....	4-6
MICHIGAN.....L.....	4-5
Ole Miss.....W.....	6-3
Ole Miss.....W.....	10-3
KENTUCKY.....W.....	8-7
KENTUCKY.....L.....	1-2
Kentucky.....W.....	6-5
Kentucky.....L.....	7-14
Auburn.....L.....	1-19
Auburn.....L.....	1-3
Tennessee Tech.....W.....	12-4
Tennessee Tech.....W.....	5-2

### 1932 (16-4)

#### Coach: Bill Schwartz

Michigan State.....W.....	2-1
Michigan State.....L.....	2-4
Tennessee Tech.....W.....	16-3
Maryville.....W.....	12-9

Bethel.....L.....	2-3
Bethel.....W.....	16-6
Birmingham Southern...W.....	14-1
W. Ky. Teach.....W.....	6-5
W. Ky. Teach.....W.....	7-6
Ole Miss.....W.....	9-7
Ole Miss.....W.....	2-1
Maryville.....W.....	18-5
Maryville.....W.....	9-5
W. Ky. Teach.....L.....	6-7
W. Ky. Teach.....W.....	5-2
Miss A&M.....L.....	1-3
Miss A&M.....W.....	6-3
Tennessee Tech.....W.....	4-0
Tennessee Tech.....W.....	5-4
Cumberland.....W.....	12-8

### 1933 (9-1)

#### Coach: Unavailable

Western Tennessee Teachers..W.....	4-0
Bethel.....W.....	13-3
Bethel.....L.....	4-5
Cumberland.....W.....	5-3
W. Tenn. Teach.....W.....	6-5
W. Tenn. Teach.....W.....	3-2
Bethel.....W.....	8-7
Bethel.....W.....	5-3
Lambuth.....W.....	15-2
Tennessee Tech.....W.....	5-4

### 1934 (5-6)

#### Coach: Bill Schwartz

Georgia Tech.....L.....	7-9
Georgia Tech.....L.....	3-5
Cumberland.....L.....	1-3
Western TN Teachers.....W.....	11-3
Western TN Teachers.....W.....	7-4
Cumberland.....W.....	9-7
Lambuth.....W.....	3-1
Western TN Teachers.....L.....	7-9
Western TN Teachers.....L.....	4-8
Georgia Tech.....L.....	2-3
Georgia Tech.....W.....	6-5

### 1935 (10-2)

#### Coach: Bill Schwartz

Results Not Available

### 1936 (15-2)

#### Coach: Bill Schwartz

Burke Comp.....W.....	2-1
Cumberland.....W.....	7-4
Illinois Wesleyan.....L.....	4-7
Cincinnati.....W.....	7-6
Lipscomb.....W.....	8-2
W. Ky. Teach.....L.....	1-8
W. Tenn. Teach.....W.....	11-3
W. Tenn. Teach.....W.....	15-10
Lambuth.....W.....	9-0
Lambuth.....W.....	11-3
Memphis.....W.....	13-5
Memphis.....W.....	11-5
Lambuth.....W.....	10-0
Lambuth.....W.....	26-9
Tennessee Tech.....W.....	15-14

### 1937 (11-4)

#### Coach: Bill Schwartz

Ill. State Normal.....L.....	5-6
Nashville Vols.....L.....	4-15
Lambuth.....W.....	8-7

Lambuth.....W.....	7-2
Cumberland.....W.....	11-5
Tennessee Tech.....W.....	9-7
Cumberland.....W.....	16-6
Western Kentucky.....L.....	7-8
Western Kentucky.....W.....	6-2
Florida.....L.....	4-5
Florida.....W.....	4-2
Lambuth.....W.....	26-1
Lambuth.....W.....	15-10
Western Kentucky.....W.....	3-2
Tennessee Tech.....W.....	7-2

### 1938 (6-3)

#### Coach: Bill Schwartz

Austin Peay.....W.....	12-2
Georgia Tech.....L.....	2-7
Georgia Tech.....L.....	0-4
Mufreesboro Teach.....W.....	9-4
Tennessee Tech.....W.....	15-3
Georgia Tech.....W.....	8-3
Western Kentucky.....W.....	13-9
Murfreesboro Teach.....L.....	6-7
Tennessee Tech.....W.....	12-8

### 1939 (11-5)

#### Coach: Bill Schwartz

Illinois Wesleyan.....W.....	10-5
US Navy Base.....W.....	12-8
Troy State Teachers.....W.....	4-2
Nashville Vols.....L.....	1-15
Lambuth.....W.....	8-7
Lambuth.....W.....	7-2
Cumberland.....W.....	16-6
Tennessee Tech.....W.....	9-7
Cumberland.....W.....	16-6
W. Ky. Teach.....L.....	7-8
W. Ky. Teach.....W.....	6-2
Florida.....W.....	5-4
Florida.....W.....	4-2
Lambuth.....W.....	26-1
Lambuth.....W.....	15-10
Western Kentucky.....W.....	13-9
Mufreesboro Teachers...L.....	6-7
Tennessee Tech.....W.....	12-8

### 1940 (8-2)

#### Coach: Bill Schwartz

Georgia Tech.....L.....	0-6
Georgia Tech.....L.....	5-7
Bethel.....W.....	14-2
Kentucky.....W.....	
Kentucky.....W.....	
Kentucky.....W.....	
Georgia Tech.....W.....	
Georgia Tech.....W.....	
Unavailable.....W.....	
Unavailable.....W.....	

# Season-by-Season Results

**1941 (8-10)**

**Coach: Unavailable**

Western Kentucky	L	12-16
Michigan State	W	11-10
Illinois Wesleyan	L	2-8
Georgia Tech	L	7-8
Georgia Tech	L	4-11
Bradley Tech	W	13-12
Kentucky	W	9-3
Kentucky	L	10-13
Middle Tennessee	W	9-2
Georgia Tech	L	5-7
Georgia Tech	W	7-4
Tennessee Tech	L	14-15
Western Kentucky	W	7-4
Tennessee Tech	W	7-6
Kentucky	L	2-5
Kentucky	L	8-6
Middle Tennessee	L	6-13

**1942 (10-8-1)**

**Coach: James A. Scoggins**

Ill. Wesleyan	L	6-12
DePauw	W	15-5
Kentucky	L	6-9
Kentucky	W	2-1
Georgia Tech	L	1-7
Georgia Tech	L	3-5
Murfreesboro Teachers	L	3-5
Georgia Tech	L	4-7
Georgia Tech	W	10-5
Tennessee	W	13-9
Tennessee	T	5-5
T.P.I.	L	4-7
Kentucky	W	20-8
Kentucky	W	5-4
Murfreesboro Teachers	W	8-4
Tennessee	W	5-1
Tennessee	L	4-11
Lipscomb	W	15-2
Nash. Terminals	W	7-6

**1943 (14-8)**

**Coach: Unavailable**

Georgia Tech		
Georgia Tech		
Georgia Tech		
Kentucky		
Kentucky		
Kentucky		
LSU(Away)	L	1-3
LSU(Away)	W	2-0
KENTUCKY	W	9-3
KENTUCKY	W	8-4
MISSISSIPPI	L	1-10
MISSISSIPPI	L	1-15
MISSISSIPPI	L	3-15
Alabama	L	3-1
Alabama	L	3-1
MIDDLE TENNESSEE	L	6-4

**1944**

**Did Not Compete**

**1945**

**Did Not Compete**

**1946**

**Did Not Compete**

**1947 (10-11, 2-5)**

**Coach: James A. Scoggins**

Bradley	L	6-15
---------	---	------

Western Kentucky	W	3-2
Purdue	L	3-10
Tennessee	L	8-10
Tennessee	W	6-2
Western Illinois	W	4-0
Eagles (Nashville)	W	8-5
Tennessee Tech	W	16-2
Kentucky	L	3-5
Middle Tennessee	L	3-6
Georgia Tech	W	10-8
Georgia Tech	L	5-6
Tennessee	L	6-9
Tennessee	W	7-0
Tennessee Tech	W	7-4
Kentucky	L	0-8
Kentucky	L	5-0
Western Kentucky	L	2-4
Georgia Tech	L	5-8
Georgia Tech	W	10-5

**1948 (11-9-2, 7-8-1)**

**Coach: Tommy Harrison**

NORTHERN ILLINOIS	W	4-2
NORTHERN ILLINOIS	W	5-4
Georgia Tech	L	6-8
Georgia Tech	L	6-8
PURDUE	T	5-5
TENNESSEE	T	4-4
TENNESSEE	W	6-2
Kentucky	W	5-1
Kentucky	W	12-6
GEORGIA	L	4-8
GEORGIA	W	8-6
MONSANTO	W	9-4
KENTUCKY	W	10-9
KENTUCKY	L	0-7
MIDDLE TENNESSEE	W	5-4
Tennessee	W	4-3
Tennessee	W	5-1
Auburn	L	1-4
Auburn	L	7-9
Middle Tennessee	L	1-6
AUBURN	L	3-7
AUBURN	L	0-13

**1949 (8-11-1, 4-8)**

**Coach: Dave Scobey**

Chicago	W	3-0
ILLINOIS STATE	L	2-4
ILLINOIS STATE	W	9-0
Georgia	W	6-10
Georgia	W	4-3
Tennessee	L	6-18
Tennessee	L	3-4
KENTUCKY	L	2-4
KENTUCKY	L	8-10
Western Kentucky	T	6-6
Kentucky	L	2-7
Kentucky	L	7-11
Auburn	W	6-1
Auburn	L	2-3
EVANSVILLE	L	9-12
TENNESSEE	W	6-2
TENNESSEE	W	6-2
MURRAY STATE	W	12-6
Middle Tennessee	W	6-3
Tennessee Tech	L	6-10

**1950 (6-16, 4-13)**

**Coach: Dave Scobey**

MIAMI (Ohio)	L	5-7
Georgia Tech	W	5-3
Georgia Tech	L	9-13
MIDDLE TENNESSEE	L	1-12

TENNESSEE	W	11-5
TENNESSEE	W	8-7
MILLIKIN	L	5-12
KENTUCKY	L	6-14
KENTUCKY	L	1-2
GEORGIA TECH	L	3-22
GEORGIA TECH	W	11-3
GEORGIA	L	7-23
GEORGIA	L	4-8
Tennessee	L	2-11
Tennessee	L	4-10
Kentucky	L	7-8
Middle Tennessee	W	22-2
Evansville	W	6-5
AUBURN	L	4-6
AUBURN	L	3-12
Auburn	L	4-9
Auburn	L	4-12

**1951 (0-18-1, 0-13-1)**

**Coach: Dave Scobey**

ILLINOIS STATE	L	9-13
ILLINOIS STATE	L	1-7
KENTUCKY	T	10-10
KENTUCKY	L	13-15
Kentucky	L	5-17
MIDDLE TENNESSEE	L	5-13
Tennessee	L	0-17
Georgia Tech	L	11-14
Georgia Tech	L	8-22
MISSISSIPPI STATE	L	2-4
MISSISSIPPI STATE	L	3-10
TENNESSEE	L	2-20
TENNESSEE	L	6-7
Alabama	L	0-5
Alabama	L	4-7
ALABAMA	L	2-17
ALABAMA	L	7-20
Middle Tennessee	L	13-14
Murray State	L	6-21

**1952 (4-16, 2-13)**

**Coach: Bill Schwartz**

MIAMI (Ohio)	L	1-8
TENNESSEE	L	1-6
TENNESSEE	W	6-4
Kentucky	L	8-11
Kentucky	L	6-8
Middle Tennessee	L	3-4
Tennessee Tech	W	16-10
GEORGIA TECH	L	4-14
GEORGIA TECH	W	12-8
KENTUCKY	L	7-8
Tennessee	L	7-10
Tennessee	L	2-9
ALABAMA	L	3-9
ALABAMA	L	0-8
Mississippi State	L	4-5
Mississippi State	L	4-11
Alabama	L	1-15
Alabama	L	4-5
MIDDLE TENNESSEE	W	10-7
TENNESSEE TECH	L	6-7

**1953 (5-13, 3-11)**

**Coach: Woody Johnson**

MIAMI (Ohio)	L	3-5
TULANE	L	2-14
TULANE	W	7-3
MIDDLE TENNESSEE	W	4-1
Tennessee Tech	W	10-8
Tennessee	L	3-8
KENTUCKY	L	6-9

KENTUCKY	L	7-10
MISSISSIPPI	L	0-2
MISSISSIPPI	W	5-2
Alabama	L	1-6
Alabama	L	1-10
Mississippi State	L	0-8
Mississippi State	L	11-12
Kentucky	L	3-4
TENNESSEE	L	4-17
TENNESSEE	W	5-1
TENNESSEE TECH	L	4-9

**1954 (11-9-1, 8-7-1)**

**Coach: Dave Scobey**

MIAMI (Ohio)	W	7-6
Tennessee	W	2-0
Tennessee	W	5-4
Middle Tennessee	W	17-12
Tennessee Tech	L	9-10
KENTUCKY	W	9-0
KENTUCKY	L	7-11
MISSISSIPPI	L	3-16
MISSISSIPPI	T	1-1
GEORGIA TECH	W	2-1
GEORGIA TECH	L	4-8
Kentucky	W	7-5
Kentucky	W	8-4
TENNESSEE	L	2-8
TENNESSEE	W	9-1
LSU (Away)	W	5-3
LSU (Away)	L	3-13
Tulane	L	1-2
Tulane	L	3-4
MIDDLE TENNESSEE	W	8-0
TENNESSEE TECH	L	1-8

**1955 (12-6, 10-4)**

**Coach: Dave Scobey**

Tennessee	W	3-1
Tennessee	L	5-11
MIDDLE TENNESSEE	W	8-4
Auburn	L	2-12
Auburn	L	2-4
AUBURN	W	12-10
AUBURN	W	6-5
KENTUCKY	W	17-3
KENTUCKY	W	14-8
KENTUCKY	L	9-8
Tennessee Tech	L	7-12
TENNESSEE	W	9-8
TENNESSEE	L	10-11
Kentucky	W	12-4
Kentucky	W	9-3
Kentucky	W	8-4
Middle Tennessee	W	9-8
TENNESSEE TECH	L	9-11

**1956 (6-15, 3-12)**

**Coach: Dave Scobey**

Middle Tennessee	L	10-12
Tulane	L	3-4
Tulane	L	0-13
Tulane	W	6-4
MIAMI (Ohio)	L	7-8
MISSISSIPPI STATE	L	8-27
MISSISSIPPI STATE	L	4-9
TENNESSEE	W	6-4
TENNESSEE	L	3-8
Alabama	L	6-10
Alabama	L	0-4
LSU (Home)	W	10-7
LSU (Home)	L	2-14
LSU (Home)	L	4-13
Mississippi	L	3-9

## Season-by-Season Results

Mississippi.....L.....0-7
Mississippi.....L.....0-3
ALABAMA.....L.....4-7
ALABAMA.....W.....11-5
Tennessee.....W.....9-6
MIDDLE TENNESSEE.....W.....12-1

### 1957 (8-14, 3-13)

#### Coach: Dick Richardson

TULANE.....W.....6-8
TULANE.....L.....0-3
TULANE.....L.....5-10
Tennessee.....W.....8-4
Tennessee.....L.....6-7
Mississippi State.....L.....3-9
Mississippi State.....L.....1-9
Mississippi State.....L.....0-9
ALABAMA.....L.....10-13
ALABAMA.....L.....5-6
Middle Tennessee.....W.....19-4
LSU (Away).....W.....8-7
LSU (Away).....L.....1-3
LSU (Away).....W.....2-0
KENTUCKY.....W.....9-3
KENTUCKY.....W.....8-4
MISSISSIPPI.....L.....1-10
MISSISSIPPI.....L.....1-15
MISSISSIPPI.....L.....3-15
Alabama.....L.....3-1
Alabama.....L.....3-1
MIDDLE TENNESSEE.....L.....6-4

### 1958 (4-9, 2-6)

#### Coach: Dick Richardson

MIDDLE TENNESSEE.....W.....6-3
Auburn.....L.....4-25
Auburn.....L.....0-1
Auburn.....L.....0-8
HILLSDALE.....W.....8-6
GEORGIA.....L.....6-8
GEORGIA.....L.....2-7
GEORGIA.....W.....7-5
Kentucky.....W.....8-7
Kentucky.....L.....6-7
AUSTIN PEAY.....L.....6-10
Mississippi.....L.....0-2
Mississippi.....L.....3-4

### 1959 (5-15, 2-13)

#### Coach: Dick Richardson

MIDDLE TENNESSEE.....W.....8-5
CHICAGO.....W.....9-3
CENTRAL MICHIGAN.....W.....6-5
Georgia Tech.....L.....3-11
AUBURN.....L.....4-15
AUBURN.....L.....3-8
AUBURN.....L.....4-10
Georgia.....L.....7-11
Georgia.....L.....2-3
Georgia.....L.....5-10
KENTUCKY.....L.....7-14
KENTUCKY.....L.....3-4
Tennessee.....L.....1-2
Tennessee.....W.....10-4
TENNESSEE TECH.....L.....9-10
Kentucky.....L.....0-9
Kentucky.....L.....0-4
Middle Tennessee.....L.....0-2
TENNESSEE.....L.....7-21
TENNESSEE.....W.....10-8

### 1960 (8-13, 5-8)

#### Coach: Harley Boss

Florida.....L.....1-10
Florida.....L.....2-7
Middle Tennessee.....W.....12-6
TENNESSEE TECH.....L.....7-9
GEORGIA.....W.....10-6
GEORGIA.....L.....2-5
WITTENBERG.....W.....13-12
CENTRAL MICHIGAN.....L.....3-10
KENTUCKY.....W.....9-8
KENTUCKY.....W.....4-3
Tennessee.....L.....0-11
Tennessee.....L.....3-4
NOTRE DAME.....L.....2-6
GEORGIA TECH.....L.....4-14
MISSISSIPPI.....L.....0-10
MISSISSIPPI.....L.....0-16
MIDDLE TENNESSEE.....W.....5-4
KENTUCKY.....L.....1-3
TENNESSEE.....L.....2-8
TENNESSEE.....W.....9-7
TENNESSEE.....W.....12-1

### 1961 (7-15, 2-11)

#### Coach: Dick Richardson

Valdosta State.....W.....5-4
Valdosta State.....W.....4-1
Valdosta State.....W.....11-6
Georgia Southern.....L.....6-8
Georgia Southern.....L.....1-4
Georgia.....L.....3-15
Georgia.....L.....1-14
Georgia Tech.....L.....5-8
MIDDLE TENNESSEE.....W.....5-4
Kentucky.....L.....1-4
Kentucky.....L.....3-6
AUBURN.....W.....4-2
AUBURN.....L.....0-10
FLORIDA.....L.....5-7
FLORIDA.....L.....0-6
Middle Tennessee.....W.....4-1
KENTUCKY.....W.....9-8
KENTUCKY.....L.....2-9
TENNESSEE.....L.....3-6
TENNESSEE.....L.....4-14
TENNESSEE.....L.....4-10
TENNESSEE.....L.....1-3

### 1962 (2-18-2, 0-16-2)

#### Coach: Jerry Elliot

Auburn.....T.....14-14
Auburn.....L.....3-13
Valdosta State.....L.....0-2
Florida.....L.....0-11
Florida.....L.....1-5
MIDDLE TENNESSEE.....W.....9-7
Middle Tennessee.....L.....7-12
KENTUCKY.....T.....12-12
KENTUCKY.....L.....9-15
WITTENBERG.....W.....6-4
GEORGIA.....L.....0-15
GEORGIA.....L.....3-4
GEORGIA TECH.....L.....1-12
GEORGIA TECH.....L.....9-11
Kentucky.....L.....2-17
Kentucky.....L.....3-7
Kentucky.....L.....4-11
Tennessee.....L.....2-3
Tennessee.....L.....4-14
TENNESSEE.....L.....9-10
TENNESSEE.....L.....8-17
TENNESSEE.....L.....4-6

### 1963 (6-15, 4-13)

#### Coach: Harley Boss

Georgia.....L.....3-4
Georgia.....L.....0-6
Tennessee.....L.....1-10
Tennessee.....L.....4-5
Tennessee.....L.....5-7
Kentucky.....L.....3-4
Kentucky.....L.....1-2
Georgia Tech.....W.....9-8
TENNESSEE.....W.....5-4
TENNESSEE.....L.....10-11
AUBURN.....L.....3-5
AUBURN.....L.....6-14
FLORIDA.....L.....2-9
FLORIDA.....L.....2-9
SEWANEEN.....W.....20-10
Middle Tennessee.....L.....2-6
KENTUCKY.....W.....8-2
KENTUCKY.....L.....0-5
KENTUCKY.....W.....9-4
Sewanee.....L.....3-6
MIDDLE TENNESSEE.....W.....6-5

### 1964 (7-14, 4-12)

#### Coach: Harley Boss

Florida.....L.....0-4
Florida.....L.....0-6
Auburn.....L.....2-6
Auburn.....L.....0-5
WITTENBERG.....L.....3-7
KENTUCKY.....L.....2-9
GEORGIA.....W.....8-7
Tennessee.....L.....0-2
Tennessee.....L.....2-10
Middle Tennessee.....L.....3-7
Sewanee.....L.....3-7
GEORGIA TECH.....W.....1-0
GEORGIA TECH.....L.....1-2
SEWANEEN.....W.....9-6
Kentucky.....L.....3-8
Kentucky.....W.....3-2
Kentucky.....L.....1-2
MIDDLE TENNESSEE.....W.....6-1
TENNESSEE.....L.....3-20
TENNESSEE.....W.....11-3
TENNESSEE.....L.....1-18

### 1965 (5-14, 1-11)

#### Coach: George Archie

KENTUCKY.....L.....3-6
KENTUCKY.....W.....3-0
Georgia.....L.....3-4
Georgia.....L.....9-12
Middle Tennessee.....L.....0-3
TENNESSEE.....L.....0-9
TENNESSEE.....L.....3-9
Sewanee.....W.....8-7
AUBURN.....L.....4-13
AUBURN.....L.....9-23
MIDDLE TENNESSEE.....W.....12-11
SOUTHWESTERN.....W.....12-6
KENTUCKY.....L.....0-1
KENTUCKY.....L.....3-12
SEWANEEN.....W.....11-4
TENNESSEE.....L.....0-4
TENNESSEE.....L.....3-6

### 1966 (2-16, 1-12)

#### Coach: George Archie

Florida.....L.....0-5
Florida.....L.....0-15
Auburn.....L.....0-11
Auburn.....L.....5-8
Tennessee.....L.....1-11
Tennessee.....L.....2-15
Middle Tennessee.....L.....0-5
SEWANEEN.....L.....4-10
Wittenburg.....L.....4-14
KENTUCKY.....L.....3-9
KENTUCKY.....L.....1-7
Sewanee.....W.....4-1
MIDDLE TENNESSEE.....L.....3-2
Kentucky.....W.....4-2
Kentucky.....L.....4-14
GEORGIA.....L.....2-7
TENNESSEE.....L.....4-15
TENNESSEE.....L.....1-13

### 1967 (11-12, 8-9)

#### Coach: George Archie

Tennessee.....L.....2-6
Tennessee.....W.....5-1
Georgia State.....W.....2-1
Georgia State.....W.....5-1
AUBURN.....W.....5-3
AUBURN.....L.....0-1
AUBURN.....L.....8-21
KENTUCKY.....W.....7-2
KENTUCKY.....W.....6-4
Georgia.....L.....1-3
Georgia.....L.....3-4
Georgia.....L.....0-1
Sewanee.....W.....9-1
Kentucky.....L.....0-3
Kentucky.....L.....1-11
FLORIDA.....W.....6-5
FLORIDA.....L.....2-9
FLORIDA.....W.....14-2
TENNESSEE.....W.....9-0
TENNESSEE.....W.....8-3
SOUTHWESTERN.....L.....1-4
SEWANEEN.....L.....1-2
MIDDLE TENNESSEE.....L.....2-4

### 1968 (7-15, 2-13)

#### Coach: Larry Schmittou

FISK.....W.....7-3
BELMONT.....W.....9-6
Florida.....L.....0-16
Florida.....L.....0-3
Florida.....L.....2-10
Auburn.....L.....0-8
Auburn.....L.....1-7
Auburn.....L.....0-4
Fisk.....W.....7-5
KENTUCKY.....W.....2-1
KENTUCKY.....L.....3-4
Birmingham Southern.....W.....8-1
GEORGIA.....L.....1-5
GEORGIA.....W.....4-3
GEORGIA.....L.....1-5
Tennessee State.....W.....4-3
Tennessee.....L.....0-9
Tennessee.....L.....1-9
SEWANEEN.....L.....4-6
KENTUCKY.....L.....0-6
KENTUCKY.....L.....3-8
MIDDLE TENNESSEE.....L.....0-7

## Season-by-Season Results

### 1969 (21-18, 3-10)

**Coach: Larry Schmittou**

TENNESSEE STATE.....W	9-2
TENNESSEE STATE.....W	6-4
FISK.....W	10-9
Belmont.....W	9-5
Murray State.....L	2-3
CALVIN.....W	16-7
CALVIN.....W	5-0
Chattanooga.....W	4-0
Chattanooga.....W	5-2
Berry.....L	0-5
Berry.....W	6-4
Oglethorpe.....L	1-9
Georgia.....L	7-17
Georgia.....L	1-5
Georgia.....L	2-5
Fisk.....W	5-4
CHATTANOOGA.....W	9-5
Kentucky.....L	1-3
Kentucky.....L	1-4
SEWANEE.....W	5-2
AUBURN.....W	7-6
AUBURN.....L	1-2
Lipscomb.....W	1-0
BIRMINGHAM SOUTHERN...W	3-2
BELMONT.....L	1-4
Lipscomb.....W	5-3
Sewanee.....L	2-5
KENTUCKY.....L	2-4
KENTUCKY.....W	5-1
LIPSCOMB.....L	4-7
MURRAY STATE.....L	2-4
Tennessee.....L	1-4
Tennessee.....L	3-9
Southwestern.....W	14-3
FLORIDA.....L	2-6
FLORIDA.....L	5-14
FLORIDA.....L	5-15
MIDDLE TENNESSEE.....W	3-1
MIDDLE TENNESSEE.....W	5-0

### 1970 (24-16, 5-10)

**Coach: Larry Schmittou**

WEST VIRGINIA.....L	2-3
CHRISTIAN BROTHERS...W	9-2
CHRISTIAN BROTHERS...W	4-2
KENYON.....W	16-3
KENYON.....W	7-1
KENTUCKY.....W	18-6
KENTUCKY.....L	2-3
CALVIN.....L	3-4
Western Michigan.....W	6-5
Jacksonville.....L	3-4
Western Michigan.....W	5-3
Jacksonville.....L	5-6
Florida.....L	0-2
Florida.....W	4-1
Florida.....L	0-2
Purdue.....W	3-1
Murray State.....L	1-3
Kentucky.....L	0-3
Kentucky.....W	6-2
Belmont.....W	13-7
Tennessee-ChattanoogaW	7-2
Birmingham Southern...W	5-2
Auburn.....L	1-6
Auburn.....L	1-2
Auburn.....L	0-7
BELMONT.....W	2-0
Tennessee.....L	6-10
Tennessee.....L	6-13
CHATTANOOGA.....W	16-0
TENNESSEE.....L	1-20

LIPSCOMB.....W	10-7
GEORGIA.....W	6-2
GEORGIA.....W	3-0
MURRAY STATE.....W	15-7
Lipscomb.....W	11-1
ARKANSAS.....W	9-6
Middle Tennessee.....W	6-3
Middle Tennessee.....W	9-6
WESTERN KENTUCKY....W	2-0
WESTERN KENTUCKY....W	6-0

### 1971 (33-19, 10-7)

**Coach: Larry Schmittou**

CHRISTIAN BROTHERS...W	2-0
CHRISTIAN BROTHERS...W	6-2
UNION.....L	7-8
Belmont.....W	12-1
LOUISVILLE (NH).....W	3-0
LOUISVILLE (NH).....L	2-0
BOWLING GREEN.....W	13-0
CALVIN.....W	5-4
CALVIN (NH).....W	13-0
Central Michigan.....L	2-7
William & Mary.....L	2-3
St. Leo's.....W	8-7
Princeton.....W	4-0
Florida Southern.....L	3-4
Rollins.....W	3-2
William & Mary.....W	7-3
Stetson.....L	4-5
Princeton.....L	4-5
Rollins.....L	2-5
Kentucky.....L	5-13
Kentucky.....W	8-6
KENTUCKY.....W	6-3
KENTUCKY.....L	3-4
WESTERN KENTUCKY....W	10-0
Purdue.....W	6-1
Murray State.....L	1-8
MEMPHIS STATE.....W	5-4
TENNESSEE.....W	12-1
TENNESSEE.....W	7-5
Western Kentucky.....W	6-1
Western Kentucky.....W	6-1
TENNESSEE STATE.....W	5-3
BIRMINGHAM SOUTHERNL	5-10
Tennessee.....W	8-3
Tennessee.....W	4-3
BELMONT (NH).....W	4-0
Christian Brothers.....L	2-4
Memphis State.....W	9-8
Lipscomb.....W	6-4
Georgia.....W	7-3
Georgia.....L	5-6
Austin Peay.....W	7-3
MURRAY STATE.....L	4-7
AUBURN.....W	5-1
AUBURN.....L	1-6
AUBURN.....L	0-9
LIPSCOMB.....L	4-11
Union.....W	4-2
FLORIDA.....W	4-3
FLORIDA.....W	13-2
Mississippi State*.....L	1-5
MISSISSIPPI STATE*.....L	1-3

### 1972 (35-15, 13-5)

**Coach: Larry Schmittou**

LOUISVILLE.....W	17-1
LOUISVILLE.....W	2-1
Tennessee Tech.....W	2-0
FISK.....W	9-0

Memphis State.....L	4-5
EVANSVILLE.....W	9-0
EVANSVILLE.....W	2-1
MIDDLE TENNESSEE.....W	4-3
AUSTIN PEAY.....W	11-6
KENTUCKY.....W	15-1
Florida State.....W	11-1
Florida State.....L	3-4
Florida State.....L	4-19
South Alabama.....L	2-5
South Alabama.....L	4-18
Louisville.....W	4-3
Kentucky.....W	4-3
Kentucky.....W	11-10
TENNESSEE TECH.....W	14-1
WESTERN KENTUCKY....W	6-0
Belmont.....W	6-5
Tennessee.....W	3-2
Tennessee.....W	13-12
Austin Peay.....W	14-5
LIPSCOMB.....W	3-2
Union.....W	7-2
Murray State.....L	6-8
TENNESSEE.....W	4-3
TENNESSEE.....L	4-6
SOUTH ALABAMA.....L	12-19
SOUTH ALABAMA.....W	5-2
Western Kentucky.....W	5-4
MURRAY STATE.....W	14-8
GEORGIA.....W	3-2
GEORGIA.....W	8-5
GEORGIA.....W	15-0
BELMONT.....W	4-3
Birmingham Southern...L	4-6
Auburn.....W	5-1
Auburn.....L	3-7
Auburn.....W	6-2
Middle Tennessee.....W	12-2
UNION.....L	4-7
Lipscomb.....L	5-9
Florida.....W	2-1
Florida.....L	0-3
Florida.....W	4-1
SOUTHERN ILLINOIS....W	2-1
MISSISSIPPI.....L	3-5
Mississippi.....L	4-5

### 1973 (36-16, 13-5)

**Coach: Larry Schmittou**

AUSTIN PEAY.....W	19-4
Austin Peay.....W	21-3
Austin Peay.....W	4-1
Tennessee Tech.....W	9-3
Tennessee Tech.....L	3-7
DePAUW.....W	11-2
DePAUW.....W	14-7
FISK.....W	14-1
MIDDLE TENNESSEE....L	8-9
LOUISVILLE.....W	3-1
LOUISVILLE.....W	6-4
KENTUCKY.....W	5-2
KENTUCKY.....W	22-3
Massachusetts.....L	0-2
Hawaii.....W	11-2
Southern California.....W	5-4
California-Riverside....W	7-3
Washington State.....L	6-2
Stanford.....L	0-6
Arizona State.....W	6-4
Kentucky.....L	1-3
Kentucky.....W	7-3
TENNESSEE.....W	9-8
MEMPHIS STATE.....W	2-0
MEMPHIS STATE.....L	5-6

Tennessee.....L	1-12
Tennessee.....W	5-2
WESTERN KENTUCKY....W	5-4
WESTERN KENTUCKY....W	9-5
LIPSCOMB.....W	6-4
NORTHERN ILLINOIS....W	2-1
Georgia.....W	4-0
Georgia.....L	0-6
Georgia.....L	1-3
Middle Tennessee.....W	4-3
Belmont.....L	0-1
AUBURN.....W	5-1
AUBURN.....W	1-0
AUBURN.....L	4-7
BIRMINGHAM SOUTHERN...W	16-5
LIPSCOMB.....W	4-3
FLORIDA.....W	7-0
FLORIDA.....W	4-1
FLORIDA.....W	9-5
Southern Illinois.....L	2-4
Southern Illinois.....L	1-3
Alabama*.....W	5-1
ALABAMA*.....W	13-7
Georgia Southern!.....W	6-2
North Carolina State!...W	4-2
Georgia Southern!.....L	2-5
Miami, (Fla.)!.....L	5-6

\* SEC Tournament

! NCAA Playoffs, Starkville, Miss.

### 1974 (37-22, 11-4)

**Coach: Larry Schmittou**

Columbus.....W	9-8
Columbus.....W	1-0
LSU (Away).....L	5-10
LSU (Away).....L	7-8
LSU (Away).....W	7-3
LSU (Away).....W	5-3
South Alabama.....L	4-5
South Alabama.....W	5-2
Florida.....L	0-4
Florida.....W	1-0
Florida.....W	8-3
Valdosta State.....W	8-4
Valdosta State.....W	8-5
FISK.....W	5-4
Miami (Ohio).....L	2-4
Alabama.....L	2-12
Miami (Ohio).....W	5-4
Alabama.....W	8-7
Miami (Ohio).....W	5-2
Alabama.....L	4-5
BELMONT.....W	10-9
MIDDLE TENNESSEE....W	7-1
MIDDLE TENNESSEE....W	5-4
WESTERN KENTUCKY....W	7-1
WESTERN KENTUCKY....L	3-9
TENNESSEE TECH.....W	3-0
TENNESSEE TECH.....L	2-3
SOUTHERN ILLINOIS....L	2-5
SOUTHERN ILLINOIS....W	10-4
KENTUCKY.....W	8-7
KENTUCKY.....W	4-2
Fisk.....W	5-2
Tennessee.....W	5-1
Tennessee.....L	3-4
Austin Peay.....L	4-5
Austin Peay.....L	0-7*
LIPSCOMB.....L	3-5
TENNESSEE.....W	4-3
TENNESSEE.....W	11-3
Memphis.....W	1-0
Memphis.....L	0-3
Lipscomb.....L	4-12

## Season-by-Season Results

GEORGIA.....W.....5-1
GEORGIA.....W.....6-3
GEORGIA.....W.....7-6
SOUTH ALABAMA.....L.....0-12
BELMONT.....W.....19-6
Auburn.....W.....2-1
Auburn.....L.....2-8
Auburn.....L.....0-11
AUSTIN PEAY.....L.....8-10
AUSTIN PEAY.....W.....4-0
Middle Tennessee.....W.....5-1
Middle Tennessee.....W.....4-2
ALABAMA *.....W.....12-8
Alabama *.....W.....2-1
East Carolina#.....W.....2-1
Miami (Fla.)#.....L.....1-7
Georgia Southern#.....L.....3-5
* SEC Tournament
# NCAA Playoffs, Starkville, Miss.

### 1975 (30-39, 7-9)

#### Coach: Larry Schmittou

LSU (Away).....L.....4-6
LSU (Away).....W.....7-2
LSU (Away).....L.....0-10
LSU (Away).....L.....1-17
South Alabama.....L.....4-14
South Alabama.....L.....1-7
Alabama.....L.....1-4
Alabama.....W.....3-1
Alabama.....W.....3-2
Alabama.....W.....5-4
Mississippi State.....W.....2-1
Iowa.....L.....0-6
Mississippi State.....L.....0-1
LOUISVILLE.....L.....3-5
LOUISVILLE.....L.....1-4
OHIO.....L.....2-7
OHIO.....W.....10-3
EVANSVILLE.....W.....6-2
EVANSVILLE.....L.....3-4
WOOSTER.....W.....10-3
OHIO STATE.....L.....3-20
OHIO STATE.....L.....3-9
KENTUCKY.....W.....5-3
WISCONSIN-SUPER.....W.....18-1
WISCONSIN-SUPER.....W.....17-2
WISCONSIN-SUPER.....W.....6-4
Middle Tennessee.....W.....6-3
Kentucky.....L.....4-9
Kentucky.....W.....3-0
PROVIDENCE.....W.....3-2
PROVIDENCE.....L.....0-2
Western Kentucky.....W.....8-6
Western Kentucky.....L.....4-5
MIDDLE TENNESSEE.....L.....2-4
TENNESSEE.....L.....1-14
TENNESSEE.....L.....3-6
Austin Peay.....W.....13-1
Austin Peay.....W.....13-4
Lipscomb.....W.....6-0
Belmont.....L.....3-4
Tennessee.....L.....10-11
Tennessee.....L.....3-8
SOUTH ALABAMA.....W.....9-7
WESTERN KENTUCKY.....W.....5-1
WESTERN KENTUCKY.....W.....12-4
Georgia.....L.....2-6
Georgia.....L.....1-6
Georgia.....W.....13-3
AUSTIN PEAY.....W.....7-2
AUSTIN PEAY.....L.....5-6
LIPSCOMB.....L.....3-14
BELMONT.....W.....7-3
AUBURN.....W.....8-5
AUBURN.....W.....3-0

AUBURN.....L.....3-4
Fisk.....W.....12-2
FLORIDA.....W.....5-1
FLORIDA.....W.....4-1
FLORIDA.....L.....2-6

### 1976 (27-23, 12-12)

#### Coach: Larry Schmittou

Columbus College.....L.....6-14
Columbus College.....L.....4-7
Rollins.....L.....5-10
Rollins.....W.....3-2
Rollins.....L.....3-6
Florida.....W.....10-5
Florida.....W.....5-3
Florida.....L.....6-7
WESTERN ILLINOIS.....W.....5-3
WESTERN ILLINOIS.....W.....4-2
Murray State.....L.....3-4
EVANSVILLE.....W.....8-6
MIAMI (OHIO).....L.....1-3
WESTERN KENTUCKY.....W.....8-7
TENNESSEE TECH.....L.....4-6
Western Kentucky.....L.....7-8
LIPSCOMB.....W.....7-3
Georgia.....W.....6-3
Georgia.....W.....3-1
Georgia.....L.....2-8
AUSTIN PEAY.....W.....7-6
MIDDLE TENNESSEE.....W.....4-1
KENTUCKY.....L.....7-14
KENTUCKY.....L.....1-6
KENTUCKY.....W.....13-8
Middle Tennessee.....W.....7-4
Union.....W.....10-6
BELMONT.....L.....4-5
TENNESSEE.....W.....8-6
TENNESSEE.....L.....3-8
TENNESSEE.....W.....11-7
MURRAY STATE.....W.....9-4
Lipscomb.....W.....7-4
BELLARMINE.....L.....7-11
BELLARMINE.....W.....8-5
UNION.....W.....7-4
Austin Peay.....W.....15-4
Belmont.....W.....3-1
Kentucky.....L.....0-14
Kentucky.....L.....0-4
Kentucky.....W.....4-3
GEORGIA.....L.....4-5
GEORGIA.....W.....3-0
GEORGIA.....W.....6-0
FLORIDA.....L.....2-4
FLORIDA.....W.....6-4
FLORIDA.....W.....6-3
Tennessee.....L.....2-6
Tennessee.....L.....1-8
Tennessee.....L.....2-3

### 1977 (25-25-1, 13-12)

#### Coach: Larry Schmittou

Hawaii.....L.....5-7
Hawaii.....L.....3-10
Hawaii.....L.....3-4
Hawaii.....L.....6-7
Hawaii.....L.....4-10
Hawaii.....L.....3-7
Hawaii.....W.....6-1
Hawaii.....L.....3-9
Florida.....L.....2-7
Florida.....L.....1-5
Florida.....L.....5-11
MIDDLE TENNESSEE.....W.....8-7
OHIO.....W.....2-1
OHIO.....L.....7-8
OHIO.....L.....8-11

Austin Peay.....W.....9-2
KENTUCKY.....W.....2-1
KENTUCKY.....W.....2-1
KENTUCKY.....W.....3-0
TREVECCA.....W.....8-7
BELMONT.....W.....9-3
ST. XAVIER.....W.....7-5
MILLIKIN.....W.....6-5
Southern Illinois.....L.....3-4
Kentucky.....L.....6-7
Kentucky.....W.....2-1
Kentucky.....L.....3-5
Georgia.....W.....1-0
Georgia.....W.....8-4
Georgia.....L.....4-5
Middle Tennessee.....W.....4-0
Trevecca.....W.....4-2
Lipscomb.....L.....6-8
TENNESSEE.....W.....6-0
TENNESSEE.....W.....6-1
TENNESSEE.....W.....6-2
WESTERN KENTUCKY.....L.....5-7
WESTERN KENTUCKY.....T.....3-3
Belmont.....W.....7-1
GEORGIA.....L.....1-6
GEORGIA.....W.....3-1
AUSTIN PEAY.....L.....0-7
FLORIDA.....L.....5-6
FLORIDA.....W.....5-2
FLORIDA.....W.....7-4
LIPSCOMB.....W.....7-0
Tennessee.....L.....0-2
Tennessee.....L.....3-5
Tennessee.....W.....8-2
Mississippi*.....L.....7-9
Mississippi State*.....L.....2-15
* SEC Tournament

### 1978 (31-17, 10-13)

#### Coach: Larry Schmittou

Florida.....L.....1-3
Florida.....L.....1-3
Florida.....L.....6-8
UNION.....W.....15-3
LEWIS.....W.....4-3
LEWIS.....W.....3-1
TREVECCA.....W.....5-1
VIRGINIA TECH.....L.....9-17
OKLAHOMA.....W.....8-7
BELMONT.....W.....8-7
SOUTHEAST OKLAHOMA.....W.....10-8
MIAMI (OHIO).....W.....6-5
LIPSCOMB.....L.....5-6
SOUTHEAST OKLAHOMA.....W.....6-5
ST. MARY'S.....W.....6-3
Trevecca.....W.....7-5
Kentucky.....L.....4-6
Kentucky.....L.....0-3
Kentucky.....W.....8-3
BELMONT.....W.....8-7
Tennessee State.....W.....19-6
SO. ILLINOIS.....W.....6-5
Georgia.....W.....4-2
Georgia.....L.....5-22
Georgia.....W.....9-4
MIDDLE TENNESSEE.....W.....14-8
TENNESSEE STATE.....W.....10-9
FLORIDA.....W.....2-1
FLORIDA.....L.....3-17
FLORIDA.....L.....0-6
TENNESSEE.....W.....6-3
TENNESSEE.....L.....1-11
TENNESSEE.....W.....12-6
Lipscomb.....L.....3-12
Middle Tennessee.....L.....3-7
TREVECCA.....W.....7-6

GEORGIA.....L.....5-7
GEORGIA.....W.....4-0
GEORGIA.....W.....7-6
EVANSVILLE.....W.....11-1
EVANSVILLE.....W.....8-3
EVANSVILLE.....W.....12-3
KENTUCKY.....W.....4-1
KENTUCKY.....W.....2-1
LIPSCOMB.....W.....12-4
Tennessee.....L.....2-3
Tennessee.....L.....5-10
Tennessee.....L.....4-5

### 1979 (21-25, 8-14)

#### Coach: Roy Mewbourne

Hawaii.....L.....2-15
Hawaii.....L.....5-7
Hawaii.....L.....3-4
Hawaii.....L.....1-4
Hawaii.....L.....2-5
Hawaii.....L.....0-9
KENTUCKY.....L.....5-10
KENTUCKY.....W.....5-3
KENTUCKY.....L.....6-16
Trevecca.....W.....8-6
Union.....W.....14-1
Union.....W.....17-2
TENNESSEE STATE.....L.....7-16
Middle Tennessee.....L.....4-8
BELMONT.....W.....7-2
WISCONSIN-EAU CLAIRE.....W.....11-4
WISCONSIN-EAU CLAIRE.....W.....7-0
GEORGIA.....L.....4-5
Aurora (Ill.).....W.....10-0
Belmont.....W.....12-4
LEWIS & CLARK.....W.....5-4
MIDDLE TENNESSEE.....L.....3-11
TENNESSEE STATE.....W.....15-4
AUSTIN PEAY.....W.....4-2
Florida.....L.....2-9
Florida.....L.....5-6
Florida.....W.....9-4
Georgia.....L.....4-8
Georgia.....L.....3-8
Georgia.....W.....7-5
TENNESSEE.....L.....4-8
TENNESSEE.....L.....1-8
TENNESSEE.....W.....10-3
TREVECCA.....W.....9-5
Lipscomb.....L.....2-8
Kentucky.....L.....1-3
Kentucky.....L.....6-7
Kentucky.....W.....12-9
FLORIDA.....W.....7-6
FLORIDA.....L.....2-15
FLORIDA.....L.....4-5
AUSTIN PEAY.....W.....11-9
LIPSCOMB.....L.....3-8
Tennessee.....W.....7-5
Tennessee.....W.....5-3
Tennessee.....L.....0-1

### 1980 (34-21-1, 13-9)

#### Coach: Roy Mewbourne

Birmingham Southern.....L.....3-7
Davidson.....L.....2-3
Davidson.....W.....3-0
Davidson.....W.....7-3
Central Florida.....W.....9-3
Rollins.....W.....11-6
Rollins.....L.....6-8
Georgia.....W.....14-9
Georgia.....W.....11-6
Georgia.....L.....6-9
FLORIDA.....W.....6-3

# Season-by-Season Results

FLORIDA.....W.....	6-4
FLORIDA.....W.....	0-5
GRAND VALLEY.....L.....	5-6
UT-CHATTANOOGA.....W.....	2-1
UT-CHATTANOOGA.....W.....	7-3
GEORGIA.....W.....	6-0
GEORGIA.....L.....	0-3
GEORGIA.....L.....	4-7
TREVECCA.....L.....	4-9
TENNESSEE STATE.....W.....	13-7
Middle Tennessee.....L.....	1-2
Kentucky.....L.....	0-6
Kentucky.....W.....	6-0
WIS.-EAU CLAIRE.....W.....	8-0
WIS.-EAU CLAIRE.....W.....	12-5
Lipscomb.....W.....	6-5
BELMONT.....W.....	16-0
UAB (Home).....W.....	9-1
Trevecca.....W.....	7-5
Tennessee.....L.....	1-7
Tennessee.....W.....	10-5
Tennessee.....L.....	6-8
Florida.....L.....	2-3
Florida.....L.....	5-6
Florida.....W.....	13-7
Belmont.....L.....	0-4
Lipscomb.....W.....	9-6
Austin Peay.....L.....	4-8
BIRMINGHAM SOUTHERN.....W.....	8-0
TENNESSEE STATE.....T.....	6-6
UAB (Away).....W.....	6-4
MIDDLE TENNESSEE.....W.....	13-5
Tennessee.....W.....	2-1
Tennessee.....W.....	9-3
AUSTIN PEAY.....L.....	8-13
KENTUCKY.....W.....	4-2
KENTUCKY.....L.....	5-6
KENTUCKY.....W.....	8-5
Auburn*.....L.....	2-3
Florida*.....W.....	11-7
Mississippi*.....W.....	21-0
Auburn*.....W.....	16-3
Auburn*.....W.....	13-0
Western Kentucky#.....L.....	4-15
New Orleans#.....L.....	2-8

## 1981 (26-25-1, 9-12-1)

**Coach: Roy Mewbourne**

Hawaii.....L.....	5-6
Hawaii.....L.....	2-3
Hawaii.....L.....	1-5
Hawaii.....L.....	0-4
Hawaii.....L.....	4-7
Chaminade.....L.....	1-2
Chaminade.....W.....	6-3
Georgia.....W.....	5-2
Georgia.....W.....	17-8
Georgia.....L.....	9-16
MIDDLE TENNESSEE.....W.....	15-9
KENTUCKY.....W.....	8-5
KENTUCKY.....L.....	8-11
KENTUCKY.....L.....	4-16
Trevecca.....W.....	8-3
GEORGIA.....L.....	0-4
GEORGIA.....W.....	8-3
Austin Peay.....W.....	9-0*
TENNESSEE STATE.....W.....	19-10
FLORIDA.....L.....	2-17
FLORIDA.....W.....	11-7
FLORIDA.....L.....	9-11
Middle Tennessee.....W.....	7-6
Lipscomb.....L.....	3-10
Murray State.....W.....	12-8
MEMPHIS.....W.....	8-6

\* SEC Tournament  
# NCAA Tournament

MEMPHIS.....W.....	4-3
Birmingham Southern.....L.....	4-6
Tennessee Tech.....L.....	4-6
BELMONT.....W.....	11-5
UT-CHATTANOOGA.....W.....	9-2
UT-CHATTANOOGA.....W.....	13-0
BIRMINGHAM SOUTHERN.....L.....	5-8
TREVECCA.....W.....	6-4
Lipscomb.....L.....	4-13
MURRAY STATE.....L.....	6-9
Belmont.....L.....	3-4
Tennessee.....W.....	2-1
Tennessee.....W.....	6-2
UAB (Away).....W.....	9-8
Florida.....L.....	6-7
Florida.....L.....	1-2
Florida.....L.....	2-11
TENNESSEE TECH.....W.....	7-4
UAB (Home).....W.....	13-3
TENNESSEE.....L.....	4-7
TENNESSEE.....W.....	9-8
TENNESSEE.....W.....	14-12
AUSTIN PEAY.....W.....	8-6
Kentucky.....L.....	5-7
Kentucky.....L.....	1-4
Kentucky.....T.....	1-1

## 1982 (28-17-2, 11-12-1)

**Coach: Roy Mewbourne**

Seton Hall.....W.....	7-5
Rollins.....L.....	9-11
Central Florida.....T.....	3-3
Rollins.....W.....	8-2
Central Florida.....W.....	10-4
GEORGIA.....W.....	4-2
GEORGIA.....L.....	13-2
GEORGIA.....L.....	5-17
Kentucky.....W.....	10-3
Kentucky.....L.....	1-2
Kentucky.....W.....	14-4
MIDDLE TENNESSEE.....W.....	14-7
SE MASS.....W.....	19-5
FLORIDA.....L.....	1-4
FLORIDA.....L.....	8-25
FLORIDA.....T.....	13-13
Lipscomb.....L.....	4-10
Austin Peay.....W.....	6-1
TENNESSEE.....W.....	8-5
TENNESSEE.....L.....	2-4
TENNESSEE.....L.....	9-14
Memphis.....L.....	3-5
Memphis.....L.....	6-14
MILLIKIN.....W.....	20-0
LIPSCOMB.....L.....	3-4
TENNESSEE STATE.....W.....	14-4
Georgia.....L.....	2-5
Georgia.....L.....	6-7
Georgia.....L.....	7-8
Middle Tennessee.....W.....	5-4
TREVECCA.....W.....	7-0
KENTUCKY.....W.....	4-0
KENTUCKY.....W.....	6-4
KENTUCKY.....W.....	12-3
MURRAY STATE.....W.....	5-4
Tennessee State.....W.....	10-4
Florida.....W.....	5-4
Florida.....L.....	3-4
Florida.....L.....	3-7
BELMONT.....W.....	5-0
UT-CHATTANOOGA.....W.....	9-0
Tennessee.....W.....	7-4
Tennessee.....L.....	0-15
Tennessee.....W.....	13-9
AUSTIN PEAY.....W.....	11-3
Evansville.....W.....	4-3
Evansville.....W.....	3-1

## 1983 (22-23-1, 6-15)

**Coach: Roy Mewbourne**

Montevallo.....L.....	4-6
Samford.....W.....	18-0
UAB (Away).....W.....	4-2
UAB (Away).....L.....	4-10
MIDDLE TENNESSEE.....L.....	10-12
Trevecca.....T.....	7-7
TENNESSEE.....L.....	5-14
TENNESSEE.....W.....	3-2
Rollins.....W.....	4-3
Virginia Military.....W.....	6-4
Florida.....L.....	1-2
Florida.....L.....	1-3
Florida.....W.....	8-6
MURRAY STATE.....L.....	3-7
INDIANA.....L.....	1-4
INDIANA.....L.....	3-15
MEMPHIS.....W.....	12-5
Western Kentucky.....W.....	3-2
KENTUCKY.....L.....	3-4
KENTUCKY.....W.....	9-6
KENTUCKY.....W.....	4-3
SOUTH ALABAMA.....W.....	16-9
Belmont.....W.....	4-3
WISCONSIN-EAU CLAIRE.....W.....	9-8
Georgia.....L.....	7-12
Georgia.....L.....	5-7
Georgia.....L.....	6-7
TREVECCA.....L.....	4-7
Tennessee.....L.....	1-2
Tennessee.....L.....	1-9
Middle Tennessee.....W.....	6-5
TENNESSEE STATE.....W.....	9-6
WESTERN KENTUCKY.....L.....	1-8
FLORIDA.....L.....	4-5
FLORIDA.....L.....	0-10
FLORIDA.....L.....	3-14
LIPSCOMB.....W.....	8-7
Lipscomb.....W.....	13-9
Tennessee State.....W.....	10-3
Tennessee Tech.....W.....	3-1
Kentucky.....L.....	0-5
Kentucky.....L.....	2-4
BELMONT.....W.....	18-5
GEORGIA.....W.....	6-0
GEORGIA.....L.....	2-12
GEORGIA.....W.....	9-4

## 1984 (28-17, 9-11)

**Coach: Roy Mewbourne**

Alabama Christian.....W.....	14-1
Alabama Christian.....W.....	11-6
Troy State.....W.....	12-10
UAB (Away).....L.....	8-14
GEORGIA.....W.....	3-2
GEORGIA.....W.....	4-3
St. Joseph's.....W.....	17-4
Rollins.....W.....	7-5
LaSalle.....W.....	16-7
Florida.....L.....	4-8
Florida.....L.....	2-9
Florida.....L.....	4-7
CUMBERLAND.....W.....	15-10
KENTUCKY.....L.....	5-8
KENTUCKY.....L.....	1-10
TENNESSEE STATE.....W.....	16-6
Belmont.....W.....	8-5
EVANSVILLE.....L.....	1-3
EVANSVILLE.....W.....	4-3
EVANSVILLE.....W.....	7-6
TENNESSEE STATE.....W.....	5-0
Western Kentucky.....L.....	6-7
TENNESSEE.....W.....	3-1
TENNESSEE.....W.....	6-4

TENNESSEE.....L.....	1-4
MIDDLE TENNESSEE.....W.....	9-4
Austin Peay.....W.....	8-3
Trevecca.....W.....	12-7
Georgia.....L.....	0-7
Georgia.....W.....	11-9
Georgia.....W.....	8-5
BELMONT.....W.....	16-5
Memphis.....W.....	8-5
FLORIDA.....L.....	1-4
FLORIDA.....L.....	6-17
FLORIDA.....W.....	10-9
LIPSCOMB.....L.....	4-12
Kentucky.....W.....	12-1
Kentucky.....W.....	4-1
Cumberland.....W.....	8-7
WESTERN KENTUCKY.....W.....	8-7
CLEMSON.....L.....	5-11
Middle Tennessee.....L.....	3-4
Tennessee.....L.....	1-7
Tennessee.....L.....	0-2

## 1985 (35-16, 10-13)

**Coach: Roy Mewbourne**

Southern Mississippi.....L.....	12-14
Southern Mississippi.....L.....	4-5
Southern Mississippi.....W.....	3-2
MIDDLE TENNESSEE.....W.....	19-6
CUMBERLAND.....W.....	10-1
Tennessee.....L.....	4-12
Tennessee.....L.....	2-9
Tennessee.....L.....	0-6
St. Joseph's.....W.....	10-0
Villanova.....L.....	3-5
Rollins.....W.....	6-0
Central Florida.....W.....	6-5
Tennessee Tech.....W.....	19-3
Cumberland.....W.....	12-5
KENTUCKY.....W.....	4-1
KENTUCKY.....W.....	8-7
KENTUCKY.....L.....	4-7
MEMPHIS.....W.....	11-5
Western Kentucky.....W.....	16-9
Florida.....L.....	2-3
Florida.....L.....	4-5
Florida.....L.....	5-21
WESTERN KENTUCKY.....W.....	8-3
LIPSCOMB.....W.....	19-16
GEORGIA.....L.....	5-9
GEORGIA.....L.....	2-3
GEORGIA.....L.....	4-11
Belmont.....W.....	21-0
TENNESSEE STATE.....W.....	7-3
ST. MARY'S.....W.....	10-9
TENNESSEE.....W.....	3-1
TENNESSEE.....W.....	5-0
TENNESSEE.....W.....	7-2
Murray State.....W.....	12-7
Tennessee State.....W.....	12-8
MISSISSIPPI.....W.....	8-2
MISSISSIPPI.....W.....	16-2
Evansville.....W.....	8-2
Evansville.....W.....	10-0
Kentucky.....W.....	5-3
Kentucky.....L.....	2-17
Kentucky.....L.....	2-4
Lipscomb.....W.....	16-4
BELMONT.....W.....	11-3
FLORIDA.....W.....	4-0
FLORIDA.....W.....	6-1
Middle Tennessee.....W.....	7-4
AUSTIN PEAY.....W.....	3-0
Georgia.....L.....	5-9
Georgia.....W.....	6-4
Georgia.....W.....	15-4

## Season-by-Season Results

### 1986 (25-29, 9-18)

#### Coach: Roy Mewbourne

William Carey.....W.....	6-4
So. Mississippi.....L.....	1-2
MIDDLE TENNESSEE.....W.....	10-5
TREVECCA.....L.....	3-8
Clemson.....L.....	2-12
Clemson.....W.....	6-3
Rollins.....L.....	3-10
St. Joseph's.....W.....	31-8
Mississippi.....L.....	3-6
Mississippi.....L.....	0-2
Mississippi.....L.....	1-12
TENNESSEE WESLEYAN.....W.....	12-5
CUMBERLAND.....W.....	4-1
GEORGIA.....W.....	9-0
GEORGIA.....L.....	3-12
GEORGIA.....L.....	7-12
EVANSVILLE.....L.....	8-11
EVANSVILLE.....L.....	10-13
EVANSVILLE.....W.....	10-0
Mississippi State.....L.....	2-9
Mississippi State.....W.....	4-1
Mississippi State.....W.....	8-4
BIRMINGHAM SOUTHERN.....W.....	9-7
Trevecca.....W.....	11-9
AUBURN.....L.....	7-11
AUBURN.....L.....	10-12
AUBURN.....W.....	11-7
Western Kentucky.....W.....	6-3
Lipscomb.....L.....	2-8
TENNESSEE STATE.....W.....	21-6
Kentucky.....L.....	2-4
Kentucky.....L.....	2-6
Kentucky.....L.....	8-10
MURRAY STATE.....W.....	8-6
LIPSCOMB.....W.....	8-2
ALABAMA.....W.....	9-3
ALABAMA.....W.....	9-4
ALABAMA.....W.....	8-7
SOUTHERN MISSISSIPPI.....L.....	3-7
SOUTHERN MISSISSIPPI.....L.....	3-5
Memphis State.....L.....	1-9
Tennessee.....W.....	9-6
Tennessee.....L.....	1-6
Tennessee.....L.....	2-11
BELMONT.....W.....	12-0
Tennessee State.....L.....	7-8
LSU (Home).....L.....	4-14
LSU (Home).....L.....	5-7
LSU (Home).....W.....	6-4
WESTERN KENTUCKY.....W.....	13-8
AUSTIN PEAY.....W.....	8-4
Florida.....L.....	2-4
Florida.....L.....	2-3
Florida.....L.....	0-11

### 1987 (27-25, 7-20)

#### Coach: Roy Mewbourne

Faulkner.....W.....	11-10
Faulkner.....W.....	13-2
MIDDLE TENNESSEE.....W.....	11-2
TREVECCA.....W.....	11-2
Penn State.....W.....	5-4
Rollins.....W.....	12-7
Eastern Michigan.....W.....	6-1
TENNESSEE TEMP.....W.....	14-1
BELMONT.....W.....	12-3
INDIANA STATE.....L.....	7-10
MISSISSIPPI.....L.....	3-5
MISSISSIPPI.....W.....	10-12

4-3	MISSISSIPPI.....W.....	8-7
MEMPHIS STATE.....W.....	12-10	
CUMBERLAND.....W.....	11-7	
Georgia.....L.....	3-4	
Georgia.....W.....	14-9	
Georgia.....L.....	6-8	
MURRAY STATE.....L.....	7-9	
MISSISSIPPI STATE.....W.....	7-5	
MISSISSIPPI STATE.....L.....	3-9	
MISSISSIPPI STATE.....W.....	14-13	
Evansville.....L.....	1-8	
Evansville.....L.....	7-8	
Auburn.....L.....	2-3	
Auburn.....L.....	4-8	
Auburn.....L.....	7-14	
Western Kentucky.....W.....	11-5	
Lipscomb.....W.....	6-5	
KENTUCKY.....L.....	6-9	
KENTUCKY.....L.....	3-11	
KENTUCKY.....L.....	1-5	
S.C. SPARTANBURG.....W.....	14-3	
Alabama.....L.....	4-5	
Alabama.....L.....	3-9	
Alabama.....L.....	2-10	
WESTERN KENTUCKY.....W.....	6-0	
LIPSCOMB.....W.....	8-6	
TENNESSEE STATE.....W.....	20-7	
TENNESSEE.....L.....	3-6	
TENNESSEE.....L.....	1-4	
TENNESSEE.....W.....	10-5	
AUSTIN PEAY.....W.....	12-11	
TENNESSEE TECH.....L.....	14-9	
LSU (Away).....L.....	0-1	
LSU (Away).....W.....	4-2	
LSU (Away).....L.....	8-11	
Middle Tennessee.....W.....	8-3	
FLORIDA.....L.....	5-11	
FLORIDA.....L.....	2-9	
FLORIDA.....L.....	6-8	

### 1988 (30-23, 11-16)

#### Coach: Roy Mewbourne

TREVECCA.....L.....	5-6
Memphis State.....L.....	6-7
Samford.....W.....	7-3
UAB (Away).....W.....	4-3
TENNESSEE TECH.....W.....	8-7
CUMBERLAND.....W.....	9-5
AUBURN.....W.....	2-0
AUBURN.....W.....	5-4
AUBURN.....L.....	3-10
Western Illinois.....W.....	9-3
Valparaiso.....W.....	14-6
Western Florida.....W.....	8-7
Southern Mississippi.....L.....	2-4
Southern Mississippi.....W.....	5-3
EVANSVILLE.....L.....	5-6
EVANSVILLE.....L.....	3-4
Mississippi.....L.....	2-4
Mississippi.....W.....	5-4
Mississippi.....W.....	8-7
CINCINNATI.....W.....	11-5
CINCINNATI.....W.....	7-6
GEORGIA.....L.....	5-10
GEORGIA.....L.....	4-11
GEORGIA.....W.....	9-8
SAMFORD.....W.....	18-9
Lipscomb.....W.....	10-2
Mississippi State.....L.....	0-4
Mississippi State.....L.....	7-8
Mississippi State.....W.....	18-9
WESTERN KENTUCKY.....W.....	6-5
UAB (Home).....W.....	14-5
Kentucky.....L.....	3-7
Kentucky.....L.....	10-12

Kentucky.....L.....	4-6
MURRAY STATE.....W.....	9-1
Western Kentucky.....W.....	10-6
ALABAMA.....W.....	8-4
ALABAMA.....L.....	3-4
ALABAMA.....W.....	27-8
CUMBERLAND.....W.....	13-8
Middle Tennessee.....L.....	8-9
Tennessee.....L.....	1-4
Tennessee.....W.....	9-0
Tennessee.....W.....	9-10
Austin Peay.....W.....	4-3
LIPSCOMB.....L.....	2-4
LSU (Home).....W.....	5-4
LSU (Home).....W.....	3-2
LSU (Home).....L.....	1-5
MIDDLE TENNESSEE.....W.....	12-11
Florida.....L.....	1-3
Florida.....L.....	0-1
Florida.....L.....	7-8

### 1989 (31-21-2, 11-15-1)

#### Coach: Roy Mewbourne

Faulkner.....W.....	12-1
Faulkner.....L.....	6-7
UAB (Away).....W.....	7-5
TENNESSEE TECH.....W.....	5-2
CUMBERLAND.....W.....	6-5
Auburn.....W.....	6-1
Auburn.....L.....	1-3
Auburn.....L.....	5-8
Oklahoma.....L.....	2-5
Notre Dame.....W.....	11-2
Columbia.....W.....	12-3
Indiana.....L.....	7-10
BELMONT.....W.....	13-7
SOUTHEAST MISSOURI.....W.....	21-7
VALPARAISO.....W.....	8-5
MISSISSIPPI.....W.....	9-8
MISSISSIPPI.....W.....	3-1
MISSISSIPPI.....T.....	9-9
Austin Peay.....W.....	7-6
Austin Peay.....T.....	7-7
Georgia.....L.....	0-8
Georgia.....L.....	2-3
Georgia.....W.....	9-5
TENNESSEE STATE.....W.....	9-5
TREVECCA.....L.....	7-8
MISSISSIPPI STATE.....W.....	19-4
MISSISSIPPI STATE.....L.....	5-8
MISSISSIPPI STATE.....L.....	8-10
Evansville.....W.....	8-4
Evansville.....W.....	4-0
KENTUCKY.....L.....	5-9
KENTUCKY.....L.....	4-1
KENTUCKY.....W.....	5-1
WESTERN KENTUCKY.....W.....	5-4
Belmont.....W.....	16-2
UAB (Home).....W.....	12-2
Alabama.....W.....	8-7
Alabama.....L.....	3-6
Alabama.....L.....	3-5
LIPSCOMB.....W.....	20-6
Western Kentucky.....W.....	9-7
MURRAY STATE.....W.....	17-7
TENNESSEE.....W.....	10-7
TENNESSEE.....W.....	7-6
TENNESSEE.....W.....	8-7
Middle Tennessee.....L.....	3-12
MEMPHIS.....W.....	16-5
LSU (Away).....L.....	4-8
LSU (Away).....L.....	10-12
LSU (Away).....W.....	9-2
MIDDLE TENNESSEE.....L.....	3-5
FLORIDA.....L.....	4-8
FLORIDA.....L.....	7-14

FLORIDA.....L.....	3-9
--------------------	-----

### 1990 (28-30, 12-13)

#### Coach: Roy Mewbourne

TREVECCA.....W.....	8-0
Armstrong State.....L.....	1-10
Army.....W.....	7-3
Louisville.....W.....	8-7
AUSTIN PEAY.....L.....	7-10
MURRAY STATE.....W.....	5-1
Rice.....L.....	3-4
New York Tech.....W.....	11-2
Rice.....L.....	0-5
Houston.....L.....	4-12
Memphis.....L.....	2-12
VALPARAISO.....W.....	21-9
TENNESSEE.....W.....	8-7
TENNESSEE.....L.....	4-5
TENNESSEE.....L.....	9-11
CINCINNATI.....W.....	10-3
CINCINNATI.....W.....	13-5
Florida.....L.....	5-7
Florida.....W.....	10-8
Florida.....L.....	9-13
SAMFORD.....L.....	4-16
Western Kentucky.....L.....	7-9
INDIANA STATE.....L.....	8-13
GEORGIA.....W.....	5-1
GEORGIA.....W.....	7-2
GEORGIA.....L.....	11-12
WESTERN KENTUCKY.....L.....	7-9
Austin Peay.....L.....	12-15
Kentucky.....L.....	2-14
Kentucky.....W.....	4-3
Kentucky.....W.....	6-2
Middle Tennessee.....L.....	6-9
UAB (Home).....L.....	4-6
AUBURN.....L.....	5-15
AUBURN.....W.....	8-2
EVANSVILLE.....L.....	1-13
EVANSVILLE.....W.....	4-2
Tennessee State.....W.....	5-1
Mississippi State.....W.....	4-2
Mississippi State.....L.....	6-8
Mississippi State.....L.....	4-12
MIDDLE TENNESSEE.....L.....	2-8
Lipscomb.....W.....	10-6
TENNESSEE STATE.....W.....	11-7
Mississippi.....W.....	6-5
Mississippi.....W.....	2-0
Mississippi.....L.....	3-6
LSU (Home).....L.....	5-7
LSU (Home).....W.....	4-3
LSU (Home).....L.....	3-7
Murray State.....W.....	15-11
UAB (Away).....W.....	1-0
Alabama.....L.....	1-11
Alabama.....W.....	6-2
Georgia*.....W.....	6-3
Auburn*.....W.....	4-3
LSU*.....L.....	5-13
Mississippi State*.....L.....	9-17

\* SEC Tournament

### 1991 (29-27, 8-19)

#### Coach: Roy Mewbourne

Samford.....L.....	3-7
The Citadel.....W.....	8-1
Wake Forest.....W.....	7-6
Armstrong State.....L.....	2-6
AUSTIN PEAY.....W.....	7-4
TENNESSEE STATE.....W.....	24-9
ANDERSON.....W.....	15-6

## Season-by-Season Results

ST. JOSEPH'S	W	4-1
BOSTON COLLEGE	W	23-13
Rollins	L	0-1
VALPARAISO	W	24-0
BELMONT	W	14-1
Tennessee	L	5-12
Tennessee	L	3-5
Tennessee	W	12-9
Tennessee State	L	0-9
BUTLER	W	9-0
BUTLER	W	6-5
BUTLER	W	11-5
FLORIDA	L	8-15
FLORIDA	L	2-8
FLORIDA	W	5-4
WESTERN KENTUCKY	L	7-11
SAMFORD	W	15-2
TREVECCA	W	11-3
Georgia	L	3-8
Georgia	L	1-2
Georgia	L	6-7
Lipscomb	W	11-3
Western Kentucky	L	2-6
KENTUCKY	W	9-7
KENTUCKY	W	8-4
KENTUCKY	L	4-10
Middle Tennessee	W	9-6
UAB (Home)	W	6-2
Auburn	W	9-7
Auburn	L	1-3
Auburn	L	5-6
LIPSCOMB	L	7-10
Evansville	L	3-10
Evansville	W	2-0
MISSISSIPPI STATE	L	3-8
MISSISSIPPI STATE	L	3-8
MISSISSIPPI STATE	L	2-7
Austin Peay	W	19-5
MIDDLE TENNESSEE	W	22-4
MISSISSIPPI	L	3-10
MISSISSIPPI	L	4-12
MISSISSIPPI	W	8-3
TENNESSEE TECH	W	6-5
LSU (Away)	L	5-21
LSU (Away)	L	5-8
LSU (Away)	W	11-6
UAB (Away)	L	2-7
ALABAMA	W	7-6
ALABAMA	L	4-11
ALABAMA	L	5-9

### 1992 (29-24-1, 11-12)

**Coach: Roy Mewbourne**

Samford	W	9-6
UAB (Away)	L	6-7
TREVECCA	W	14-4
South Carolina State	W	14-5
Armstrong State	L	3-9
The Citadel	L	1-3
Eastern Kentucky	L	1-4
Ball State	W	11-10
Mercer	W	14-1
CENTRAL FLORIDA	L	5-9
ROLLINS	L	5-10
INDIANA STATE	W	3-1
VALPARAISO	W	14-9
BUTLER	W	6-1
BUTLER	W	10-6
UAB (HOME)	W	9-6
Western Kentucky	L	3-6
MISSISSIPPI	L	3-13
MISSISSIPPI	W	4-3
SAMFORD	W	12-10
AUSTIN PEAY	T	3-3
Alabama	L	5-6
Alabama	W	4-3

Alabama	W	19-16
WESTERN KENTUCKY	L	10-13
Memphis	L	2-9
Mississippi State	L	5-11
Mississippi State	L	6-10
Mississippi State	L	1-2
MIDDLE TENNESSEE	W	5-4
AUSTIN PEAY	L	6-9
FLORIDA	L	10-11
FLORIDA	W	5-4
FLORIDA	W	6-4
EVANSVILLE	W	15-1
EVANSVILLE	W	5-1
SOUTH CAROLINA	L	1-21
SOUTH CAROLINA	L	5-7
SOUTH CAROLINA	L	7-18
Middle Tennessee	W	4-2
LIPSCOMB	W	12-6
Kentucky	W	8-6
Kentucky	W	6-4
Kentucky	L	2-13
TENNESSEE STATE	W	5-4
Tennessee	W	5-4
Tennessee	W	2-1
Tennessee	L	4-10
Austin Peay	W	11-8
GEORGIA	W	17-9
GEORGIA	W	2-1
GEORGIA	L	7-8
LSU*	L	2-7
South Carolina*	L	1-14

### 1993 (32-23-1, 11-15-1)

**Coach: Roy Mewbourne**

Samford	W	8-5
UAB (Away)	L	5-11
TREVECCA	W	10-3
Mercer	W	7-6
Mercer	W	15-3
Mercer	W	9-4
Hofstra	W	6-1
Central Florida	W	1-0
Rollins	W	10-4
St. Joseph's	W	4-3
LIPSCOMB	W	5-4
MURRAY STATE	W	10-6
MOREHEAD STATE	L	5-6
TENNESSEE-MARTIN	W	11-5
MOREHEAD STATE	W	5-3
MICHIGAN STATE	L	17-22
MICHIGAN STATE	L	1-5
MICHIGAN STATE	L	8-17
WESTERN KENTUCKY	W	17-3
Mississippi	L	1-2
Mississippi	W	4-3
Mississippi	W	11-8
Tennessee State	L	4-5
MEMPHIS	W	10-5
ALABAMA	L	4-6
ALABAMA	L	6-8
ALABAMA	W	7-5
SAMFORD	W	13-8
Austin Peay	L	4-12
MISSISSIPPI STATE	L	4-9
MISSISSIPPI STATE	W	10-8
MISSISSIPPI STATE	L	7-8
Florida	L	1-12
Florida	L	0-6
Florida	W	15-12
Middle Tennessee	W	10-4
South Carolina	L	1-6
South Carolina	L	0-4
South Carolina	W	8-7
MIDDLE TENNESSEE	W	6-4
KENTUCKY	L	5-11

KENTUCKY	L	8-24
KENTUCKY	T	4-4
TENNESSEE STATE	W	5-2
Murray State	W	8-4
TENNESSEE	W	9-8
TENNESSEE	L	0-6
TENNESSEE	L	6-12
AUSTIN PEAY	W	7-4
WESTERN KENTUCKY	L	10-11
Georgia	W	4-1
Georgia	W	7-2
Georgia	W	9-8
Tennessee*	L	4-7
South Carolina*	W	11-7
Tennessee*	L	5-11

### 1994 (28-30, 10-20)

**Coach: Roy Mewbourne**

EASTERN MICHIGAN	W	11-0
EASTERN MICHIGAN	L	5-6
Lipscomb	W	11-6
MURRAY STATE	W	6-4
VALPARAISO	W	15-3
TREVECCA	W	14-4
St. Bonaventure	W	14-1
ILLINOIS-CHICAGO	L	6-7
ILLINOIS-CHICAGO	W	13-4
Central Florida	W	7-3
St. Joseph's	W	12-0
MOREHEAD STATE	W	9-0
WEST VIRGINIA	W	10-1
WEST VIRGINIA	L	3-5
WEST VIRGINIA	L	1-10
BUTLER	W	4-0
LIPSCOMB	W	19-7
WESTERN KENTUCKY	W	7-0
LSU (Away)	L	4-10
LSU (Away)	L	7-16
LSU (Away)	L	3-4
Memphis	L	1-6
TENNESSEE TECH	L	2-4
ARKANSAS	L	0-6
ARKANSAS	L	7-12
ARKANSAS	L	5-7
Austin Peay	L	4-5
Auburn	L	3-5
Auburn	L	7-20
Auburn	L	3-10
EVANSVILLE	W	9-3
EVANSVILLE	W	9-8
FLORIDA	L	9-10
FLORIDA	L	5-6
FLORIDA	W	14-2
SAMFORD	W	12-4
SOUTH CAROLINA	L	6-8
SOUTH CAROLINA	L	6-16
SOUTH CAROLINA	L	7-9
Middle Tennessee	L	9-10
AUSTIN PEAY	L	5-9
Kentucky	W	4-3
Kentucky	W	10-5
Kentucky	L	10-11
Tennessee	L	2-8
Tennessee	L	1-9
Tennessee	L	6-10
UAB (Away)	L	12-13
Western Kentucky	W	9-1
GEORGIA	W	15-11
GEORGIA	W	8-7
GEORGIA	W	10-5
Tennessee*	L	12-20
Florida*	W	15-7
Kentucky*	W	15-6
Georgia*	W	6-1
Tennessee*	W	4-1

Tennessee*	L	3-6
------------	---	-----

### 1995 (26-30, 8-19)

**Coach: Roy Mewbourne**

UAB (Away)	L	2-6
SAMFORD	W	19-4
MURRAY STATE	W	18-4
Birmingham Southern	W	13-4
Samford	L	2-3
UAB (Away)	L	14-16
LIPSCOMB	W	9-2
MARSHALL	W	7-4
North Florida	L	0-2
Illinois-Chicago	L	0-5
Central Florida	L	5-9
Xavier	L	8-22
West Virginia	W	11-6
TREVECCA	W	9-5
EASTERN ILLINOIS	W	3-2
MOREHEAD STATE	L	1-3
MOREHEAD STATE	W	13-3
EAST TENNESSEE STATEW	W	7-2
EAST TENNESSEE STATEW	W	10-1
LSU (Home)	L	1-9
LSU (Home)	W	6-4
LSU (Home)	L	3-14
Austin Peay	W	9-4
MEMPHIS	L	3-5
Arkansas	L	7-10
Arkansas	L	5-15
Arkansas	W	7-6
MIDDLE TENNESSEE	W	2-1
AUBURN	L	3-15
AUBURN	L	12-13
AUBURN	L	5-11
Evansville	W	7-5
Florida	L	0-3
Florida	L	8-9
Florida	L	1-10
AUSTIN PEAY	W	4-2
South Carolina	L	3-4
South Carolina	L	2-9
South Carolina	W	3-0
Middle Tennessee	W	8-3
LOUISVILLE	W	13-0
KENTUCKY	L	5-9
KENTUCKY	W	8-2
KENTUCKY	L	5-8
TENNESSEE-MARTIN	L	9-11
TENNESSEE	W	7-6
TENNESSEE	L	5-8
TENNESSEE	L	3-16
Western Kentucky	L	6-7
WESTERN KENTUCKY	W	12-1
Georgia	W	11-6
Georgia	L	5-6
Tennessee*	W	9-4
Florida*	W	4-2
Kentucky*	L	6-9
Tennessee*	L	3-4

### 1996 (29-25, 14-16)

**Coach: Roy Mewbourne**

TREVECCA	W	9-5
MURRAY STATE	W	10-6
PURDUE	L	6-13
PURDUE	W	10-6
PURDUE	W	2-1
KENT	W	8-12
KENT	W	8-5
KENT	L	6-7
Tennessee Tech	L	2-4
Xavier	L	2-3
North Florida	W	8-6



## Season-by-Season Results

Central Florida.....W.....	5-3
West Virginia.....L.....	6-8
LSU (Home).....L.....	0-15
LSU (Home).....W.....	3-2
LSU (Home).....L.....	4-14
WISCONSIN-MILWAUKEEW.....	8-1
Arkansas.....W.....	5-2
Arkansas.....L.....	3-6
Arkansas.....L.....	11-16
Mississippi.....L.....	1-4
Mississippi.....W.....	8-6
Mississippi.....W.....	6-2
ALABAMA.....W.....	5-0
ALABAMA.....L.....	13-14
ALABAMA.....L.....	11-14
Western Kentucky.....L.....	2-3
Mississippi State.....L.....	4-8
Mississippi State.....W.....	6-4
Mississippi State.....L.....	3-9
Middle Tennessee.....W.....	5-2
AUSTIN PEAY.....L.....	4-5
Florida.....W.....	8-6
Florida.....L.....	3-9
Florida.....W.....	14-11
EVANSVILLE.....W.....	9-3
EVANSVILLE.....W.....	17-9
SOUTH CAROLINA.....W.....	10-6
SOUTH CAROLINA.....W.....	16-10
SOUTH CAROLINA.....L.....	7-8
Western Kentucky.....L.....	2-3
KENTUCKY.....W.....	11-0
KENTUCKY.....W.....	7-2
KENTUCKY.....L.....	7-17
MIDDLE TENNESSEE.....W.....	7-6
Tennessee.....L.....	5-12
Tennessee.....L.....	3-7
Tennessee.....L.....	4-9
Memphis.....W.....	9-6
GEORGIA.....W.....	5-4
GEORGIA.....L.....	4-5
GEORGIA.....W.....	7-4
Mississippi State*.....L.....	5-8

### 1997 (31-24, 14-16)\*

#### Coach: Roy Mewbourne

\* Vanderbilt forfeited 30 games due to an ineligible player.

TREVECCA.....W.....	8-0
UAB (Home).....W.....	6-5
SAMFORD.....W.....	7-4
TENNESSEE-MARTIN.....L.....	8-3
INDIANA.....L.....	6-7
INDIANA.....W.....	17-5
IUPUI.....W.....	19-1
vs. Central Florida.....L.....	2-9
vs. South Alabama.....L.....	2-6
vs. Troy State.....W.....	7-5
UAB (Away).....W.....	14-2
Samford.....W.....	7-6
LSU (Away).....L.....	5-19
LSU (Away).....L.....	7-8
LSU (Away).....L.....	3-7
JACKSONVILLE STATE.....L.....	4-6
ARKANSAS.....L.....	4-13
ARKANSAS.....W.....	13-10
ARKANSAS.....L.....	5-18
MURRAY STATE.....L.....	8-9
MISSISSIPPI.....W.....	15-5
MISSISSIPPI.....W.....	13-6
MISSISSIPPI.....W.....	8-6
WESTERN KENTUCKY.....W.....	10-5
Alabama.....L.....	2-8
Alabama.....L.....	3-6
Alabama.....L.....	2-14
Evansville.....L.....	8-12

Evansville.....L.....	4-5
MISSISSIPPI STATE.....L.....	5-15
MISSISSIPPI STATE.....L.....	13-25
MISSISSIPPI STATE.....W.....	7-6
Austin Peay.....W.....	11-5
Western Kentucky.....W.....	16-6
FLORIDA.....W.....	12-7
FLORIDA.....W.....	14-9
FLORIDA.....W.....	12-6
AUSTIN PEAY.....W.....	11-5
LIPSCOMB.....W.....	10-5
South Carolina.....W.....	15-9
South Carolina.....L.....	5-7
South Carolina.....L.....	9-10
TENNESSEE.....L.....	2-11
TENNESSEE.....W.....	10-9
TENNESSEE.....W.....	12-9
MIDDLE TENNESSEE.....W.....	5-4
MIDDLE TENNESSEE.....W.....	10-9
Kentucky.....W.....	11-10
Kentucky.....W.....	7-4
Kentucky.....L.....	2-3
Memphis.....L.....	4-6
Murray State.....W.....	15-3
Georgia.....L.....	5-9
Georgia.....W.....	6-2
Georgia.....L.....	2-5

### 1998 (25-28, 6-24)

#### Coach: Roy Mewbourne

LIPSCOMB.....W.....	12-4
BELMONT.....W.....	11-0
UAB (Away).....W.....	11-8
UAB (Home).....W.....	1-0
INDIANA.....W.....	8-7
INDIANA.....W.....	6-5
SAMFORD.....W.....	14-5
KENT STATE.....W.....	4-1
KENT STATE.....W.....	9-3
KENT STATE.....W.....	13-8
Samford.....L.....	5-7
TENNESSEE TECH.....W.....	21-15
KENTUCKY.....W.....	14-2
KENTUCKY.....W.....	7-5
KENTUCKY.....L.....	9-13
VALPARAISO.....W.....	16-7
Arkansas.....L.....	3-5
Arkansas.....L.....	4-10
Arkansas.....W.....	9-4
YALE.....W.....	4-0
Florida.....L.....	1-12
Florida.....L.....	1-8
Florida.....L.....	1-6
Tennessee Tech.....L.....	11-12
MURRAY STATE.....W.....	14-13
GEORGIA.....L.....	9-11
GEORGIA.....L.....	15-18
GEORGIA.....L.....	3-8
Middle Tennessee.....W.....	13-10
Auburn.....L.....	1-12
Auburn.....L.....	6-8
Auburn.....L.....	3-8
WESTERN KENTUCKY.....W.....	14-7
LSU (Home).....L.....	3-5
LSU (Home).....L.....	4-6
LSU (Home).....W.....	8-7
EVANSVILLE.....W.....	9-6
EVANSVILLE.....W.....	21-11
Mississippi.....W.....	11-9
Mississippi.....L.....	2-3
Mississippi.....L.....	1-5
Western Kentucky.....L.....	10-13
SOUTH CAROLINA.....L.....	4-20
SOUTH CAROLINA.....L.....	3-4
SOUTH CAROLINA.....L.....	5-14
MIDDLE TENNESSEE.....W.....	12-6

ALABAMA.....L.....	2-15
ALABAMA.....W.....	11-6
ALABAMA.....L.....	8-9
Austin Peay.....L.....	8-9
Tennessee.....L.....	6-12
Tennessee.....L.....	10-11
Tennessee.....L.....	6-14

### 1999 (22-33, 8-22)

#### Coach: Roy Mewbourne

TENNESSEE-MARTIN.....W.....	3-2
BELMONT.....L.....	1-2
UAB (Home).....W.....	13-2
vs. Baylor.....L.....	4-10
Houston.....L.....	3-4
vs. Oklahoma.....W.....	7-2
TENNESSEE TECH.....W.....	11-6
PURDUE.....W.....	13-5
PURDUE.....W.....	11-6
PURDUE.....W.....	10-7
BELMONT.....W.....	7-6
vs. West Virginia.....W.....	9-2
vs. Northwestern.....L.....	6-7
vs. Wake Forest.....L.....	2-3
UAB (Away).....L.....	7-12
Kentucky.....W.....	3-2
Kentucky.....W.....	9-4
Kentucky.....L.....	1-4
ROCKHURST.....L.....	5-8
AUBURN.....L.....	2-4
AUBURN.....L.....	5-6
AUBURN.....L.....	2-8
Tennessee Tech.....W.....	12-8
Western Kentucky.....W.....	7-4
South Carolina.....L.....	8-15
South Carolina.....L.....	2-12
South Carolina.....L.....	2-3
MISSISSIPPI.....L.....	6-7
MISSISSIPPI.....L.....	5-13
MISSISSIPPI.....W.....	11-8
Evansville.....L.....	9-10
Evansville.....W.....	11-2
LSU (Away).....W.....	11-2
LSU (Away).....L.....	2-10
LSU (Away).....L.....	2-9
MEMPHIS.....L.....	4-6
Middle Tennessee.....W.....	5-3
ARKANSAS.....W.....	6-5
ARKANSAS.....L.....	2-5
ARKANSAS.....L.....	7-10
MIDDLE TENNESSEE.....L.....	9-12
Austin Peay.....L.....	6-9
Georgia.....W.....	14-5
Georgia.....L.....	1-9
Georgia.....L.....	10-11
FLORIDA.....L.....	4-5
FLORIDA.....L.....	6-17
FLORIDA.....L.....	7-10
AUSTIN PEAY.....W.....	7-6
Alabama.....L.....	3-9
Alabama.....L.....	13-22
Alabama.....L.....	5-14
TENNESSEE.....W.....	5-3
TENNESSEE.....L.....	4-12
TENNESSEE.....W.....	9-8

## Season-by-Season Results

2000 (21-33, 5-24)			2001 (24-31, 9-21)			2002 (24-27, 7-21)					
COACH ROY MEWBOURNE			COACH ROY MEWBOURNE			COACH ROY MEWBOURNE					
2/15	Belmont	L	4-7	2/10	Belmont	W	5-3	2/12	TENNESSEE TECH	W	6-4
2/18	Purdue	W	6-2 (6 inn)	2/11	UT-Martin	W	5-0	2/16	WEST VIRGINIA	W	7-6
2/19	Purdue	L	1-4	2/18	Birmingham Southern	L	3-7	2/17	WEST VIRGINIA	W	10-5
2/20	Purdue	L	3-4	2/21	UAB	W	4-3	2/20	LIPSCOMB	W	6-3
2/22	UAB	W	6-4	2/24	Bradley	L	4-6	2/22	at Louisville	L	1-6
2/25	Louisville	W	18-5	2/24	Bradley	W	14-3 (7 inn)	2/23	at Louisville	L	3-12
2/26	Louisville	W	6-5 (10 inn)	2/25	Bradley	W	10-9	2/24	at Louisville	W	6-5
2/27	Louisville	W	9-5	2/27	at Belmont	W	7-1	3/1	@ UCONN	W	11-5
2/29	Samford	L	7-13	2/28	Tennessee Tech	W	10-3	3/2	@ IOWA	W	2-1
3/3	# at Troy State	W	8-5	3/2	^ vs. St. John's	W	7-2 (10 inn)	3/5	^ vs. Campbell	W	7-3
3/4	# vs. UCONN	W	8-2	3/4	^ vs. Purdue	W	19-2	3/7	at Central Florida	W	7-2
3/5	# at Troy State	W	16-11	3/4	^ vs. Troy State	W	3-1	3/8	at Central Florida	L	3-4 (11 inn)
3/7	at Samford	L	2-3 (10 inn)	3/6	at UAB	L	1-6	3/9	# vs. Temple	W	10-6
3/8	at UAB	L	2-12	3/7	at Samford	L	2-3	3/13	BELMONT	W	10-7
3/11	at Mississippi State	L	5-7	3/9	* at Alabama	W	12-4	3/15	* at LSU	L	0-6
3/11	at Mississippi State	L	7-10	3/10	* at Alabama	L	4-16	3/16	* at LSU	W	9-2
3/12	at Mississippi State	L	0-8	3/11	* at Alabama	W	7-6 (10 inn)	3/17	* at LSU	W	8-7
3/14	YALE	W	22-5	3/14	at Tennessee Tech	W	9-7	3/22	* GEORGIA	L	4-14
3/15	VALPARAISO	W	12-1	3/16	* Mississippi State	W	4-3	3/23	* GEORGIA	L	7-9
3/17	LSU	L	0-6	3/17	* Mississippi State	L	2-7	3/24	* GEORGIA	L	3-11
3/18	LSU	L	4-17	3/18	* Mississippi State	W	3-2	3/27	at Tennessee Tech	L	7-12
3/21	at Memphis	L	1-5	3/21	Samford	L	1-9	3/30	* ARKANSAS	W	4-3
3/24	at Ole Miss	L	0-4	3/23	* at South Carolina	L	1-4	4/3	at Western Kentucky	L	6-13
3/25	at Ole Miss	L	5-7	3/24	* at South Carolina	L	1-7	4/5	* at Ole Miss	L	0-9
3/26	at Ole Miss	W	3-2	3/25	* at South Carolina	L	1-13	4/6	* at Ole Miss	L	1-6
3/28	at Belmont	W	21-5	3/27	at Austin Peay	L	5-7	4/7	* at Ole Miss	L	9-10 (10 inn)
3/29	at Austin Peay	W	5-3 (8 inn)	3/28	Western Kentucky	W	6-5	4/9	at Austin Peay	W	6-5
3/31	at Florida	W	7-4	3/30	* Florida	L	6-9 (10 inn)	4/12	* SOUTH CAROLINA	L	5-7
4/1	at Florida	L	2-5	3/31	* Florida	L	0-1	4/13	* SOUTH CAROLINA	L	1-10
4/2	at Florida	L	6-10	4/1	* Florida	L	5-9	4/14	* SOUTH CAROLINA	L	13-20
4/4	Austin Peay	L	10-13	4/4	at Middle Tennessee	L	3-19	4/16	EVANSVILLE	W	5-4
4/5	Western Kentucky	W	9-3	4/6	* Auburn	L	2-12	4/17	EVANSVILLE	W	14-3 (5 inn)
4/7	Georgia	L	7-15	4/7	* Auburn	L	11-18	4/19	* at Florida	L	7-13
4/8	Georgia	W	10-7	4/8	* Auburn	W	8-6	4/20	* at Florida	L	7-8
4/9	Georgia	W	14-13	4/10	at Evansville	L	4-22	4/21	* at Florida	L	3-7
4/12	Evansville	W	10-3	4/11	at Evansville	L	3-10	4/23	MIDDLE TENNESSEE	W	5-2
4/14	South Carolina	L	5-14	4/13	* at Kentucky	L	4-6	4/26	* MISSISSIPPI STATE	L	4-6
4/15	South Carolina	L	1-2	4/14	* at Kentucky	W	10-8	4/27	* MISSISSIPPI STATE	L	4-12
4/16	South Carolina	L	3-7	4/15	* at Kentucky	L	1-7	4/28	* MISSISSIPPI STATE	W	4-0
4/18	at Middle Tennessee	L	8-9	4/18	Memphis	W	10-6	5/1	AUSTIN PEAY	L	0-5
4/21	at Auburn	L	1-5	4/20	* at LSU	W	7-5	5/3	* at Auburn	L	5-6
4/22	at Auburn	W	9-8	4/21	* at LSU	L	2-7	5/4	* at Auburn	L	5-6
4/23	at Auburn	L	8-10	4/22	* at LSU	L	2-18	5/5	* at Auburn	L	6-7 (10 inn)
4/25	Western Kentucky	W	16-10	4/24	Treveca	W	6-5	5/7	WESTERN KENTUCKY	W	10-9
4/28	Alabama	L	2-11	4/27	* Ole Miss	L	6-17	5/10	* KENTUCKY	W	3-1
4/29	Alabama	L	4-10	4/28	* Ole Miss	L	8-9	5/11	* KENTUCKY	L	7-19
4/30	Alabama	L	4-14	4/29	* Ole Miss	W	7-3	5/12	* KENTUCKY	W	17-4
5/2	Middle Tennessee	W	9-4	5/1	Austin Peay	L	3-9	5/14	at Middle Tennessee	W	4-3 (10 inn)
5/5	at Tennessee	L	4-6	5/4	* at Georgia	L	4-5	5/17	* at Tennessee	L	4-5 (12 inn)
5/6	at Tennessee	L	5-15	5/5	* at Georgia	L	5-6 (13 inn)	5/18	* at Tennessee	W	7-5
5/7	at Tennessee	L	1-3	5/6	* at Georgia	L	6-7	5/19	* at Tennessee	L	9-10
5/12	Kentucky	L	5-9	5/9	Middle Tennessee	W	9-8				
5/13	Kentucky	L	3-7	5/11	* Tennessee	W	12-8				
5/14	Kentucky	L	1-11	5/12	* Tennessee	L	8-11 (10 inn)				
				5/13	* Tennessee	L	3-5 (11 inn)				

# Troy State Classic (Troy, Ala.)

\* SEC

^ Wiregrass Baseball Classic (Dothan, Ala.)

\* SEC

@ Music City Classic (Hawkins Field)

^ Jacksonville, Fla. # Orlando, Fla.

\* SEC

## Season-by-Season Results

2003 (27-28, 14-16) COACH TIM CORBIN			
2/14	#	vs. Old Dominion	L 0-2
2/15	#	vs. The Citadel	W 4-3
2/18		ETSU	W 5-4
2/21		CINCINNATI	W 5-4
2/23		CINCINNATI	W 3-1
2/23		CINCINNATI	L 2-7
2/26		BELMONT	L 0-1
2/27		TREVECCA	W 4-0
2/28		RUTGERS	W 3-2 (12 inn)
3/1		KENT STATE	L 4-6
3/2		#17 KANSAS	L 2-4
3/5	^	vs. Central Michigan	W 19-2
3/5		at Jacksonville	W 5-2 (11 inn)
3/7	^	Michigan State	W 5-4
3/8	^	vs. #17 Notre Dame	L 1-3 (10 inn)
3/11		LIPSCOMB	W 6-5
3/14	*	at #10 Mississippi State	L 4-5 (13 inn)
3/15	*	at #10 Mississippi State	W 4-3
3/16	*	at #10 Mississippi State	L 1-9
3/19		LIPSCOMB	W 5-2
3/21	*	OLE MISS	W 2-1(11 inn)
3/22	*	OLE MISS	L 0-3
3/23	*	OLE MISS	L 1-3
3/28	*	at #10 South Carolina	L 0-2
3/29	*	at #10 South Carolina	L 7-11(10 inn)
3/30	*	at #10 South Carolina	L 3-8
4/1		WESTERN KENTUCKY	L 4-11
4/4	*	#13 FLORIDA	W 2-1
4/5	*	#13 FLORIDA	W 4-2
4/6	*	#13 FLORIDA	W 4-1
4/8		at Evansville	L 7-12
4/11	*	at #25 Arkansas	W 6-4
4/12	*	at #25 Arkansas	L 7-17
4/13	*	at #25 Arkansas	L 5-8
4/15		at Middle Tennessee	L 5-9
4/18	*	#7 LSU	W 4-2
4/19	*	#7 LSU	W 5-4 (10 inn)
4/20	*	#7 LSU	L 2-9
4/22		AUSTIN PEAY	W 3-2 (11 inn)
4/25	*	#8 AUBURN	W 7-4
4/26	*	#8 AUBURN	L 4-7
4/27	*	#8 AUBURN	W 3-0
5/2	*	at Georgia	L 2-4
5/3	*	at Georgia	L 2-3
5/4	*	at Georgia	L 1-4
5/6		at Western Kentucky	W 4-0 PG
5/9	*	at Kentucky	W 7-5
5/10	*	at Kentucky	L 1-5
5/11	*	at Kentucky	L 5-6 (10 inn)
5/13		MIDDLE TENNESSEE	L 2-4
5/16	*	TENNESSEE	W 7-4
5/17	*	TENNESSEE	W 9-1
5/18	*	TENNESSEE	W 6-5
5/22	!	vs. Auburn	L 1-3
5/23	!	vs. South Carolina	L 2-3

# ESPN Radio 1340 Shootout (Charleston, S.C.)  
 @ Music City Classic (Hawkins Field)  
 ^ Kennel Club Classic (Jacksonville, Fla.)  
 ! SEC Tournament (Birmingham, Ala.)  
 \* SEC

2004 (45-19, 16-14) COACH TIM CORBIN			
NCAA REGIONAL CHAMPIONS NCAA SUPER REGIONAL			
2/20		SOUTHERN ILLINOIS	W 12-6
2/21		SOUTHERN ILLINOIS	W 10-8
2/22		SOUTHERN ILLINOIS	W 15-0
2/24		LIPSCOMB	W 7-0
2/27	@	MARYLAND	W 8-0
2/28	@	ARKANSAS STATE	W 12-2
2/29	@	PURDUE	W 3-2 (10 inn)
3/3		WESTERN KENTUCKY	L 9-10
3/6		CINCINNATI	W 8-2
3/6		CINCINNATI	W 9-1
3/7		CINCINNATI	W 11-2
3/10		at Austin Peay	W 7-4
3/12		at Baylor	L 0-12
3/13		at Baylor	W 1-0
3/14		at Baylor	W 11-7
3/16		UT-MARTIN	W 6-5
3/19	*	at Ole Miss	L 4-5
3/20	*	at Ole Miss	L 5-6
3/21	*	at Ole Miss	L 1-3
3/23		MOREHEAD STATE	W 9-4
3/26	*	GEORGIA	W 4-3
3/27	*	GEORGIA	W 8-4
3/28	*	GEORGIA	W 12-8
3/30		BELMONT	W 3-0
3/31		AUSTIN PEAY	W 7-4
4/2	*	#6SOUTH CAROLINA	W 6-2
4/3	*	#6SOUTH CAROLINA	L 3-6
4/4	*	#6SOUTH CAROLINA	L 4-10
4/6		at Evansville	W 10-7
4/9	*	at Alabama	W 6-5
4/10	*	at Alabama	L 1-3
4/11	*	at Alabama	W 3-2
4/14		EVANSVILLE	W 7-4
4/16	*	#21ARKANSAS	L 3-6
4/17	*	#21ARKANSAS	L 4-9
4/18	*	#21ARKANSAS	W 14-8
4/20		at Middle Tennessee	W 6-3
4/23	*	#19Florida	L 3-5
4/24	*	#19Florida	L 2-4
4/25	*	#19Florida	L 2-3 (10 inn)
4/27		at Lipscomb	W 12-1
4/30	*	MISSISSIPPI STATE	W 7-2
5/1	*	MISSISSIPPI STATE	W 5-1
5/2	*	MISSISSIPPI STATE	W 5-4
5/7	*	at #16Tennessee	L 3-5 (10 inn)
5/8	*	at #16Tennessee	W 2-0
5/9	*	at #16Tennessee	W 3-2
5/12		SAMFORD	W 8-0
5/15	*	#5 LSU	L 2-3
5/15	*	#5 LSU	L 6-7 (10 inn)
5/16	*	#5 LSU	W 8-0 (11 inn)
5/19		MIDDLE TENNESSEE	W 6-1
5/21	*	KENTUCKY	W 9-1
5/22	*	KENTUCKY	W 8-6
5/23	*	KENTUCKY	W 11-5
5/26	!	vs. Georgia	W 6-0
5/27	!	vs. Florida	W 3-0
5/29	!	vs. Florida	W 6-5 (12 inn)
5/30	!	vs. South Carolina	L 2-3
6/4	\$	vs. George Mason	W 7-3
6/5	\$	vs. Princeton	W 11-1
6/6	\$	at Virginia	W 7-3
6/11	+	at Texas	L 3-15
6/12	+	at Texas	L 2-10

@ Music City Classic (Hawkins Field); ! SEC Tournament (Hoover, Ala.); \$ NCAA Regional (Charlottesville, Va.); + NCAA Super Regional (Austin, Texas) \* SEC Game.

2005 (34-21, 13-17) COACH TIM CORBIN			
2/18		VMI	W 4-3
2/19		VMI	W 5-2
2/23		UT-MARTIN	W 12-5
2/25	@	BOSTON COLLEGE	W 6-5
2/26	@	ILLINOIS STATE	W 2-1
2/27	@	CONNECTICUT	W 3-0
3/2		at Lipscomb	W 9-3
3/4		BALL STATE	W 6-2
3/5		BALL STATE	W 7-1
3/6		BALL STATE	W 4-0
3/7		OAKLAND	W 8-3
3/8		LIPSCOMB	W 11-1
3/11		BAYLOR	L 4-9 (13 inn)
3/12		BAYLOR	L 5-16
3/13		BAYLOR	L 1-4
3/16		MURRAY STATE	W 5-2
3/18	*	at Mississippi State	W 10-3
3/19	*	at Mississippi State	L 3-5
3/20	*	at Mississippi State	L 1-5
3/23		TENNESSEE TECH	W 4-2
3/25	*	ALABAMA	W 1-0
3/26	*	ALABAMA	W 4-3 (13 inn)
3/27	*	ALABAMA	L 8-10
3/29		JACKSONVILLE STATE	W 14-5
4/1	*	OLE MISS	L 2-6
4/2	*	OLE MISS	W 7-4
4/3	*	OLE MISS	W 7-2
4/8	*	at Arkansas	L 5-6
4/9	*	at Arkansas	L 4-5 (10 inn)
4/10	*	at Arkansas	L 0-3
4/12		WESTERN KENTUCKY	W 9-6
4/15	*	at South Carolina	W 11-3
4/16	*	at South Carolina	W 2-1
4/17	*	at South Carolina	L 4-7
4/19		BELMONT	W 4-1
4/20		at Western Kentucky	W 10-6
4/22	*	TENNESSEE	L 4-8
4/23	*	TENNESSEE	W 2-1
4/24	*	TENNESSEE	W 6-4
4/26		at Middle Tennessee	W 9-3
4/30	*	LSU	W 9-4
4/30	*	LSU	L 3-9
5/1	*	LSU	L 0-3
5/6	*	at Georgia	L 3-4
5/7	*	at Georgia	W 6-5
5/8	*	at Georgia	L 2-6
5/11		MIDDLE TENNESSEE	L 4-6
5/13	*	at Kentucky	W 8-0
5/15	*	at Kentucky	L 5-6 (7 inn)
5/15	*	at Kentucky	W 11-7 (9 inn)
5/17		at Ohio	W 13-4
5/18		at Ohio	W 3-0
5/20	*	FLORIDA	L 4-5
5/21	*	FLORIDA	L 1-2 (13 inn)
5/22	*	FLORIDA	L 3-6

@ Music City Classic (Hawkins Field); \* SEC Game.

# Season-by-Season Results

**2006 (38-27, 16-14)  
COACH TIM CORBIN  
NCAA REGIONAL**

2/17	#	vs. San Diego	L	0-10
2/18	#	at USC	W	6-2
2/19	#	vs. Kansas	L	2-5 (11 inn)
2/22		Tennessee Tech	W	9-5
2/24	@	Pittsburgh	W	2-1 (12 inn)
2/25	@	Kent State	L	1-2
2/26	@	Kansas	L	3-4
2/28		Murray State	W	7-1
3/3		Ball State	L	2-3
3/4		Ball State	W	7-6
3/5		Ball State	W	6-1
3/7		Creighton	L	4-5
3/10		Brown	W	9-5
3/11		Brown	W	11-4
3/12		Brown	W	8-7 (10 inn)
3/14		Butler	W	14-6
3/15		Butler	W	8-2
3/17	*	at Ole Miss	W	7-6
3/18	*	at Ole Miss	L	1-5
3/18	*	at Ole Miss	W	5-0
3/22		Belmont	W	7-0
3/24	*	Auburn	W	2-0
3/25	*	Auburn	W	9-1
3/26	*	Auburn	W	5-2
3/28		at Western Kentucky	L	4-6
3/31	*	at Florida	W	6-0
4/1	*	at Florida	L	4-6
4/2	*	at Florida	W	16-2
4/5		at Austin Peay	W	6-2 (14 inn)
4/7	*	Arkansas	W	7-1
4/8	*	Arkansas	L	3-5
4/9	*	Arkansas	L	3-4
4/11		Western Kentucky	W	15-1
4/12		at Lipscomb	W	16-3
4/14	*	Georgia	L	7-9
4/15	*	Georgia	W	5-4
4/16	*	Georgia	W	11-3
4/18		at Middle Tennessee	L	8-13
4/22	*	at Alabama	L	3-9
4/22	*	at Alabama	L	7-14
4/23	*	at Alabama	L	5-6
4/25		Austin Peay	W	7-2
4/28	*	Kentucky	W	8-6
4/29	*	Kentucky	L	9-11
4/30	*	Kentucky	L	9-12
5/5	*	at Tennessee	L	3-13
5/6	*	at Tennessee	L	3-5
5/6	*	at Tennessee	W	6-4
5/10		Lipscomb	L	8-11
5/12	*	at LSU	L	3-4
5/13	*	at LSU	W	19-4
5/14	*	at LSU	W	8-4
5/16		Middle Tennessee	W	4-1
5/18	*	South Carolina	W	8-7
5/19	*	South Carolina	W	10-6
5/20	*	South Carolina	L	3-6
5/24	!	vs. Georgia	W	9-4
5/25	!	vs. South Carolina	W	11-1 (7 inn)
5/27	!	vs. Georgia	L	4-5
5/27	!	vs. Georgia	W	11-1 (7 inn)
5/28	!	vs. Ole Miss	L	3-9
6/2	\$	vs. Michigan	W	5-2
6/3	\$	vs. Georgia Tech	L	3-7
6/4	\$	vs. Michigan	W	5-4
6/4	\$	vs. Georgia Tech	L	4-8

# Public Storage Classic (Los Angeles); @ Music City Classic (Hawkins Field); ! SEC Tournament (Hoover, Ala.); \$ NCAA Regional (Atlanta, Ga.); \* SEC Game.

**2007 (54-13, 22-8)  
COACH TIM CORBIN  
SEC CHAMPIONS  
SEC TOURNAMENT CHAMPIONS  
NCAA REGIONAL**

2/9	#	vs. Rice	W	7-3
2/10	#	vs. Arizona State	W	7-6 (10 inn)
2/11	#	vs. Baylor	W	7-4
2/16		Ohio	W	10-1
2/18		Ohio	W	11-1
2/18		Ohio	W	5-1
2/21		Lipscomb	W	16-7
2/23	@	Pittsburgh	W	4-3
2/24	@	Ball State	W	15-3
2/25	@	Boston College	W	7-6
2/27		Austin Peay	W	8-0
3/2		Xavier	W	3-2
3/3		Xavier	W	10-3
3/4		Xavier	W	9-0
3/6		at Western Kentucky	W	6-4
3/9		Illinois-Chicago	W	2-1
3/10		Illinois-Chicago	W	1-0
3/11		Illinois-Chicago	W	14-5
3/14		at Belmont	W	15-7
3/16	*	Ole Miss	W	3-2 (10 inn)
3/17	*	Ole Miss	L	1-6
3/18	*	Ole Miss	W	7-6
3/20		Western Kentucky	W	15-2
3/23	*	at Arkansas	L	7-8 (10 inn)
3/24	*	at Arkansas	W	6-3
3/25	*	at Arkansas	L	3-8
3/28		Middle Tennessee	W	14-2
3/30	*	at South Carolina	W	4-3 (12 inn)
3/31	*	at South Carolina	W	12-1
4/1	*	at South Carolina	L	2-8
4/4		at Austin Peay	W	4-1
4/6	*	Alabama	W	3-0
4/7	*	Alabama	W	4-2
4/8	*	Alabama	L	3-5 (10 inn)
4/11		Belmont	W	7-6
4/13	*	at Kentucky	W	10-8 (12 inn)
4/15	*	at Kentucky	W	9-4 (7 inn)
4/15	*	at Kentucky	L	6-8
4/17		at Lipscomb	L	3-5
4/18		at Middle Tennessee	L	8-11
4/20	*	Tennessee	W	3-1
4/21	*	Tennessee	W	4-3
4/22	*	Tennessee	W	7-6
4/25		Tennessee Tech	W	12-10
4/27	*	Florida	W	10-1
4/28	*	Florida	W	17-6
4/29	*	Florida	W	13-5
5/4	*	at Georgia	W	8-5
5/5	*	at Georgia	L	0-7
5/6	*	at Georgia	W	15-4
5/11	*	at Auburn	W	10-5
5/12	*	at Auburn	W	6-5 (10 inn)
5/13	*	at Auburn	L	4-5
5/17	*	LSU	W	4-1
5/18	*	LSU	W	6-2
5/19	*	LSU	W	6-2
5/23	!	Tennessee	L	4-6
5/24	!	vs. Mississippi State	W	3-2
5/25	!	vs. Tennessee	W	15-2
5/26	!	vs. Ole Miss	W	13-1 (8 inn)
5/26	!	vs. Ole Miss	W	7-6 (10 inn)
5/27	!	vs. Arkansas	W	7-4
6/1	\$	Austin Peay	W	2-1 (11 inn)
6/2	\$	Michigan	L	3-4
6/3	\$	Austin Peay	W	11-5
6/3	\$	Michigan	W	10-7
6/4	\$	Michigan	L	3-4 (10 inn)

# Houston College Classic (Minute Maid Park); @ Music City Classic (Hawkins Field); ! SEC Tournament (Hoover, Ala.); \$ NCAA Regional (Nashville, Tenn.); \* SEC Game.

**2008 (41-22, 15-14)  
COACH TIM CORBIN  
NCAA REGIONAL**

2/22	#	vs. Oregon State	W	8-1
2/23	#	at Arizona State	L	6-18
2/24	#	vs. Miami	W	4-3
2/27		Evansville	W	4-3
2/29		Kansas	W	7-1
3/1		Iowa	L	3-6
3/2		Xavier	W	17-3
3/4		Louisville	W	17-6
3/6		Illinois-Chicago	L	1-2
3/7		Illinois-Chicago	W	5-4
3/9		Illinois-Chicago	W	9-3
3/11		Western Carolina	W	5-3
3/12		Western Carolina	W	11-4
3/14	*	South Carolina	W	4-3 (13 inn)
3/15	*	South Carolina	L	7-16
3/16	*	South Carolina	W	10-4
3/19		Lipscomb	W	12-4
3/21	*	at Alabama	W	2-1
3/22	*	at Alabama	L	7-9
3/23	*	at Alabama	L	3-10
3/25		Belmont	W	7-3
3/26		Middle Tennessee	W	12-10 (12 inn)
3/30	*	Arkansas	W	6-5 (12 inn)
3/30	*	Arkansas	W	6-2
4/1		SE Missouri	L	8-12
4/2		at Middle Tennessee	W	6-5
4/5	*	at Ole Miss	L	6-7
4/5	*	at Ole Miss	L	0-8
4/6	*	at Ole Miss	L	6-11
4/8		Western Kentucky	W	5-1
4/9		Austin Peay	W	8-1
4/11	*	at Mississippi State	W	15-8
4/12	*	at Mississippi State	W	16-0
4/13	*	at Mississippi State	W	4-3
4/15		at Lipscomb	W	8-1
4/16		at Western Kentucky	W	5-1
4/19	*	Auburn	L	3-6
4/19	*	Auburn	W	8-2
4/20	*	Auburn	W	9-5
4/22	*	at Austin Peay	W	9-8
4/23		at Belmont	W	10-7
4/25	*	Kentucky	W	3-2
4/26	*	Kentucky	L	2-6
4/27	*	Kentucky	L	1-3
5/2	*	at Tennessee	W	8-5
5/3	*	at Tennessee	W	9-2
5/4	*	at Tennessee	W	10-8
5/6	@	vs. Memphis	W	8-0
5/7		Tennessee Tech	W	7-2
5/9	*	Georgia	W	13-7
5/10	*	Georgia	L	2-4 (10 inn)
5/11	*	Georgia	L	10-12
5/15	*	at Florida	L	6-8
5/16	*	at Florida	L	4-5
5/17	*	at Florida	L	12-13 (11 inn)
5/21	!	vs. Florida	W	7-3
5/22	!	vs. LSU	L	2-8
5/23	!	vs. South Carolina	W	7-5
5/24	!	vs. Ole Miss	W	7-4
5/24	!	vs. Ole Miss	L	7-8
5/30	\$	vs. Oklahoma	L	5-8
5/31	\$	vs. Stony Brook	W	9-4
6/1	\$	vs. Oklahoma	L	10-11

# Tempe, Ariz. (Packard Stadium); @ Jackson, Tenn. (Pringles Park); ! SEC Tournament (Hoover, Ala.); \$ NCAA Regional (Tempe, Ariz.); \* SEC Game.

## Season-by-Season Results

**2009 (37-27, 12-17)**

**COACH TIM CORBIN**

**NCAA REGIONAL**

2/20	at Stanford	L	5-6 (10 inn)
2/21	at Stanford	W	12-9
2/21	at Stanford	L	5-6
2/23	at Cal	L	3-4
2/25	Western Kentucky	W	10-7
2/27	Vermont	W	7-2
2/28	Vermont	W	14-3
3/1	Vermont	W	14-1
3/3	Lipscomb	W	10-3
3/5	Illinois-Chicago	L	2-3
3/6	Illinois-Chicago	W	6-1
3/7	Illinois-Chicago	W	5-4
3/8	Illinois-Chicago	W	12-7
3/10	at Lipscomb	W	22-4
3/13	* Ole Miss	L	3-9
3/15	* Ole Miss	L	1-6 (7 inn)
3/15	* Ole Miss	W	7-6 (7 inn)
3/17	South Alabama	W	7-4
3/18	Belmont	W	11-4
3/20	* at Kentucky	L	1-3
3/21	* at Kentucky	L	2-6
3/22	* at Kentucky	W	4-2
3/24	Austin Peay	W	10-5
3/25	Wright State	W	4-0
3/27	* at Auburn	W	12-3
3/28	* at Auburn	L	3-5
3/29	* at Auburn	L	10-11
4/1	at Belmont	L	6-15
4/3	* Florida	L	4-8
4/4	* Florida	W	4-3
4/5	* Florida	W	16-9
4/7	at Middle Tennessee	L	0-8
4/10	* at Arkansas	W	9-0
4/11	* at Arkansas	W	13-6
4/14	Middle Tennessee	W	15-7
4/15	Morehead State	W	8-0
4/17	* Alabama	L	4-10
4/18	* Alabama	L	3-7
4/18	* Alabama	L	6-7
4/21	at Austin Peay	L	8-9
4/22	at Louisville	W	4-3 (10 inn)
4/24	* Mississippi State	W	8-6
4/25	* Mississippi State	W	10-4
4/26	* Mississippi State	W	11-3
5/1	* at South Carolina	L	5-8
5/2	* at South Carolina	L	5-14
5/3	* at South Carolina	L	3-11
5/5	Belmont	W	8-6 (7 inn)
5/5	Belmont	W	3-0 (7 inn)
5/8	* at Georgia	W	10-2
5/9	* at Georgia	W	9-2
5/10	* at Georgia	L	3-4
5/14	* Tennessee	L	6-8
5/15	* Tennessee	L	6-7 (10 inn)
5/16	* Tennessee	L	7-9 (10 inn)
5/20	! vs. LSU	W	4-1
5/21	! vs. South Carolina	W	5-4
5/23	! vs. Arkansas	W	11-1 (7 inn)
5/24	! vs. LSU	L	2-6
5/29	\$ vs. Middle Tennessee	L	4-5
5/30	\$ vs. Indiana	W	10-0
5/31	\$ vs. Middle Tennessee	W	6-0
5/31	\$ at Louisville	W	8-4
6/1	\$ at Louisville	L	3-5

! SEC Tournament (Hoover, Ala.); \$ NCAA Regional (Louisville, Ky.); \* SEC Game.

**2010 (46-20, 16-12)**

**COACH TIM CORBIN**

**NCAA REGIONAL CHAMPIONS**

**NCAA SUPER REGIONAL**

2/19	Niagara	W	9-0
2/20	Niagara	W	16-2
2/21	Niagara	W	21-3
2/23	Austin Peay	W	2-1 (11 inn)
2/26	# at UCLA	L	2-9
2/27	# at USC	W	10-1
2/28	# vs. Oklahoma State	W	7-6
3/3	Tennessee Tech	W	10-1
3/5	Kent State	W	7-1
3/6	Illinois State	W	9-2
3/7	Indiana	W	6-5 (11 inn)
3/10	UT-Martin	W	9-1
3/12	Ohio	W	14-3
3/13	Ohio	W	7-4
3/14	Ohio	W	5-1
3/16	Western Kentucky	L	2-17
3/17	at Western Kentucky	W	17-6
3/19	* at Alabama	L	1-4
3/20	* at Alabama	L	2-8
3/21	* at Alabama	W	5-4
3/23	Lipscomb	W	10-4
3/24	Wright State	W	18-2
3/26	* Kentucky	W	7-0
3/27	* Kentucky-1	W	2-1
3/27	* Kentucky-2	W	9-8
3/30	Wofford	W	7-2
3/31	Wofford	W	10-7
4/2	* at Florida	L	2-3
4/3	* at Florida	L	3-7
4/4	* at Florida	W	7-0
4/6	Belmont	W	12-5
4/9	* South Carolina	L	2-3
4/10	* South Carolina	W	8-2
4/11	* South Carolina	L	0-2
4/13	Middle Tennessee	W	1-0
4/16	* Auburn	W	11-6
4/17	* Auburn	L	2-12
4/18	* Auburn	W	3-2
4/20	at Lipscomb	W	13-10
4/21	at Middle Tennessee	W	11-10
4/23	* at Tennessee	W	10-1
4/25	* at Tennessee-1	L	2-4 (11 inn)
4/25	* at Tennessee-2	L	3-4 (7 inn)
4/27	at Austin Peay	L	4-5
4/30	* Georgia	W	17-5
5/7	* at LSU	L	15-16 (10 inn)
5/8	* at LSU	W	6-2
5/9	* at LSU	W	4-3
5/11	Louisville	W	11-10 (17 inn)
5/14	* at Mississippi State	W	13-8
5/15	* at Mississippi State	W	13-7 (10 inn)
5/16	* at Mississippi State	W	14-4
5/20	* Arkansas	W	4-3
5/21	* Arkansas	L	3-4
5/22	* Arkansas	L	5-7
5/26	! vs. Arkansas	W	2-0
5/27	! vs. LSU	L	5-7
5/28	! vs. Florida	L	2-5
6/4	\$ vs. Illinois State	W	8-7 (13 inn)
6/5	\$ at Louisville	L	1-7
6/6	\$ vs. Illinois State	W	10-4
6/6	\$ at Louisville	W	7-0
6/7	\$ at Louisville	W	3-2 (10 inn)
6/11	+ at Florida State	L	8-9
6/12	+ at Florida State	W	6-2
6/13	+ at Florida State	L	6-7

# Dodgertown Classic (Los Angeles, Calif.); ! SEC Tournament (Hoover, Ala.); \$ NCAA Regional (Louisville, Ky.) + NCAA Super Regional (Tallahassee, Fla.)  
\* SEC Game.

**2011 (54-12, 22-8)**

**COACH TIM CORBIN**

**SEC CHAMPIONS**

**NCAA REGIONAL CHAMPIONS**

**NCAA SUPER REGIONAL CHAMPIONS**

**NCAA COLLEGE WORLD SERIES**

2/18	at San Diego	W	4-3 (5)
2/19	at San Diego State	W	7-3
2/20	at San Diego	W	3-1
2/20	at San Diego	W	7-3
2/23	Belmont	W	6-2
2/25	Stanford	W	2-1
2/26	Stanford	W	8-7
2/27	Stanford	L	5-2
3/1	Western Kentucky	W	6-5
3/4	Brown	W	3-1
3/6	Brown	W	6-5
3/6	Brown	W	6-3 (7)
3/8	Wofford	W	12-1
3/9	Kennesaw State	W	9-5
3/11	Illinois-Chicago	W	5-1
3/12	Illinois-Chicago	W	9-8 (10)
3/13	Illinois-Chicago	W	2-1
3/15	Purdue	W	9-0
3/18	* Mississippi State	W	10-0
3/19	* Mississippi State	W	4-0
3/20	* Mississippi State	L	9-8
3/22	Tennessee Tech	W	11-2
3/25	* at Arkansas	L	2-1
3/26	* at Arkansas	W	4-1
3/27	* at Arkansas	W	2-1
3/29	UT-Martin	W	10-3
4/1	* at Auburn	W	11-6
4/2	* at Auburn	W	11-2
4/3	* at Auburn	W	6-2
4/5	Middle Tennessee	W	9-1
4/8	* Alabama	W	11-3
4/9	* Alabama	W	7-0
4/10	* Alabama	W	11-6
4/12	at Middle Tennessee	W	1-0
4/15	* at South Carolina	L	3-1
4/16	* at South Carolina	W	6-4
4/17	* at South Carolina	L	5-3
4/22	* LSU	W	11-3
4/23	* LSU	W	10-1
4/24	* LSU	W	10-7
4/27	* Tennessee	W	10-1
4/29	* Tennessee	W	10-1
4/30	* Tennessee	W	19-3
5/1	* at Kentucky	L	2-0
5/6	* at Kentucky	W	10-3
5/7	* at Kentucky	W	6-3
5/10	at Louisville	W	5-1
5/13	* Florida	L	6-5
5/14	* Florida	W	14-1
5/15	* Florida	L	6-3 (12)
5/19	* at Georgia	L	5-4
5/20	* at Georgia	W	9-3
5/21	* at Georgia	W	17-7
5/25	! vs. Georgia	W	10-0 (7)
5/26	! vs. South Carolina	W	7-2
5/28	! vs. Arkansas	W	3-2
5/29	! vs. Florida	L	5-0
6/3	\$ Belmont	W	10-0
6/4	\$ Troy	W	10-2
6/5	\$ Belmont	W	6-1
6/10	@ Oregon State	W	11-1
6/11	@ Oregon State	W	9-3
6/18	^ vs. North Carolina	W	7-3
6/20	^ vs. Florida	L	3-1
6/22	^ vs. North Carolina	W	5-1
6/24	^ Florida	L	6-4

! SEC Tournament (Hoover, Ala.); \$ NCAA Regional (Nashville, Tenn.); @ NCAA Super Regional (Nashville,

## Season-by-Season Results

Tenn.; ^ College World Series (Omaha, Neb.); = CWS Finals (Omaha, Neb.); \* SEC Game.

<b>2012 (35-28, 16-14)</b>			
<b>COACH TIM CORBIN</b>			
<b>NCAA REGIONAL</b>			
2/17	at Stanford	L	8-3
2/18	at Stanford	L	9-5
2/19	at Stanford	L	18-5
2/22	Oakland	W	11-4
2/24	Oregon	L	4-2
2/25	Oregon	L	7-2
2/26	Oregon	L	7-6
2/29	Louisiana Tech	L	9-3
3/3	Rhode Island	W	9-4
3/3	Rhode Island	W	8-0
3/4	Rhode Island	W	12-8
3/6	at Belmont	L	6-5
3/9	San Diego	W	7-0
3/10	San Diego	L	2-1
3/11	San Diego	L	9-7
3/13	Siena	W	12-2
3/14	Siena	W	11-4
3/16	* at Florida	L	10-2
3/17	* at Florida	L	5-1
3/18	* at Florida	L	8-2
3/20	Evansville	L	5-3
3/23	* Georgia	L	1-0
3/24	* Georgia	W	5-4
3/25	* Georgia	W	5-3
3/27	Tennessee Tech	W	6-0
3/30	* South Carolina	L	8-3
3/31	* South Carolina	W	12-4
4/1	* South Carolina	L	6-4 (13 inn)
4/3	UT-Martin	W	16-2
4/6	* at Mississippi State	L	7-4
4/7	* at Mississippi State	W	4-3 (12 inn)
4/8	* at Mississippi State	L	7-4
4/11	Belmont	W	7-0
4/13	* Auburn	W	5-4
4/14	* Auburn	L	5-2
4/15	* Auburn	W	11-2
4/17	Middle Tennessee	W	5-1
4/20	* at Alabama	L	6-4
4/21	* at Alabama	L	8-6
4/22	* at Alabama	W	9-7
4/25	at Middle Tennessee	W	8-4
4/27	* Kentucky	L	5-2
4/28	* Kentucky	W	4-3
4/29	* Kentucky	W	6-1
5/4	* at Tennessee	L	8-2
5/5	* at Tennessee	W	7-4
5/6	* at Tennessee	W	12-6
5/8	* Louisville	W	3-2
5/11	* at LSU	L	2-1
5/12	* at LSU	W	6-3
5/13	* at LSU	W	5-4 (10 inn)
5/17	* Ole Miss	W	3-0
5/18	* Ole Miss	W	6-2
5/19	* Ole Miss	W	6-3
5/22	! Georgia	W	4-1
5/23	! South Carolina	W	3-2
5/24	! Florida	W	2-1
5/26	! Florida	W	8-6
5/27	! Mississippi State	L	3-0
6/1	\$ vs. UNC-Wilmington	W	8-2
6/2	\$ at NC State	W	9-8
6/3	\$ at NC State	L	6-5
6/4	\$ at NC State	L	9-7

+ Battle of the Barrel; ! SEC Tournament (Hoover, Ala.); \$ NCAA Regional (Raleigh, N.C.); \* SEC Game.

<b>2013 (54-12, 26-3)</b>			
<b>COACH TIM CORBIN</b>			
<b>SEC CHAMPIONS</b>			
<b>NCAA REGIONAL CHAMPIONS</b>			
<b>NCAA SUPER REGIONAL</b>			
2/15	Long Beach State	W	10-4
2/16	Long Beach State	W	12-2
2/17	Long Beach State	L	13-9 (8 inn)
2/19	at Belmont	W	9-3
2/20	Central Arkansas	W	10-2
2/22	Monmouth	W	5-1
2/23	Monmouth	W	11-1
2/24	Monmouth	W	13-1
2/26	Arkansas State	W	7-3
2/27	Evansville	W	13-0
3/1	Illinois-Chicago	W	9-0
3/2	Illinois-Chicago	W	5-3
3/3	Illinois-Chicago	W	3-1 (10 inn)
3/5	Eastern Illinois	W	8-3
3/8	at Oregon	W	4-1
3/9	at Oregon	W	4-2
3/10	at Oregon	L	7-5
3/13	Buffalo	W	4-2
3/15	* at Auburn	W	5-2
3/16	* at Auburn	W	8-1
3/17	* at Auburn	W	8-6
3/20	at Middle Tennessee	L	4-1
3/22	* Florida	L	7-1
3/23	* Florida	W	6-1
3/24	* Florida	W	5-4
3/26	Lipscomb	W	4-1
3/29	* Tennessee	W	4-3 (12 inn)
3/30	* Tennessee	W	8-3
3/31	* Tennessee	W	12-8
4/2	Middle Tennessee	W	12-3
4/5	* at Ole Miss	W	3-1
4/6	* at Ole Miss	W	2-1
4/7	* at Ole Miss	W	7-6 (11 inn)
4/9	UT-Martin	W	10-3
4/12	* Missouri	W	11-5
4/13	* Missouri	W	12-1
4/14	* Missouri	W	16-4
4/16	Tennessee Tech	L	10-9
4/20	* at Georgia	L	3-1
4/20	* at Georgia	W	15-4
4/21	* at Georgia	W	5-1
4/23	+ at Louisville	W	10-2
4/26	* Mississippi State	W	3-1
4/27	* Mississippi State	W	5-2
4/28	* Mississippi State	W	8-3
5/3	* at South Carolina	W	3-2
5/4	* at South Carolina	W	5-2
5/8	Presbyterian	W	5-2
5/11	* at Kentucky	W	11-3
5/11	* at Kentucky	W	5-3
5/12	* at Kentucky	W	10-5
5/14	Belmont	W	6-1
5/16	* Alabama	W	7-6
5/17	* Alabama	L	5-4 (10 inn)
5/18	* Alabama	W	14-10
5/22	! vs. Texas A&M	L	5-0
5/23	! vs. South Carolina	W	4-3 (10 inn)
5/24	! vs. Texas A&M	W	3-0
5/25	! vs. Mississippi State	W	16-8
5/26	! vs. LSU	L	5-4 (11 inn)
3/31	\$ ETSU	W	9-1
6/1	\$ Illinois	W	10-4
6/2	\$ Georgia Tech	L	5-0
6/3	\$ Georgia Tech	W	7-1
6/8	^ Louisville	L	5-3
6/9	^ Louisville	L	2-1

+ Battle of the Barrel; ! SEC Tournament (Hoover, Ala.); \$ NCAA Regional (Nashville, Tenn.); ^ NCAA Super Regional (Nashville, Tenn.); \* SEC Game.

<b>2014 (51-21, 17-13)</b>			
<b>COACH TIM CORBIN</b>			
<b>NCAA REGIONAL CHAMPIONS</b>			
<b>NCAA SUPER REGIONAL CHAMPIONS</b>			
<b>NCAA COLLEGE WORLD SERIES</b>			
<b>NATIONAL CHAMPIONS</b>			
2/14	at Long Beach State	W	5-2
2/15	at Long Beach State	W	6-0
2/16	at Long Beach State	W	6-2
2/19	Lipscomb	W	5-1
2/21	Illinois-Chicago	W	14-1
2/22	Illinois-Chicago	W	2-0
2/23	Illinois-Chicago	W	12-1
2/25	Western Kentucky	L	3-2
2/26	Evansville	L	8-3
2/28	Stanford	W	4-1
3/1	Stanford	W	5-1
3/2	Stanford	W	4-2
3/4	Tennessee Tech	W	4-0
3/5	at Middle Tennessee	W	4-3
3/7	Winthrop	W	9-1
3/8	Winthrop	W	5-0
3/9	Winthrop	W	4-1
3/11	Eastern Illinois	W	11-2
3/14	* #8 LSU	L	4-2
3/15	* #8 LSU	W	5-3
3/15	* #8 LSU	W	9-3
3/18	at Belmont	W	8-4
3/21	* at #21 Mississippi State	L	17-2
3/22	* at #21 Mississippi State	L	6-3
3/23	* at #21 Mississippi State	W	5-1
3/25	Belmont	W	2-1
3/28	* #19 Kentucky	L	4-2
3/29	* #19 Kentucky	W	9-3
3/30	* #19 Kentucky	W	6-2
4/1	UT-Martin	W	5-0
4/4	* at Tennessee	W	6-4
4/5	* at Tennessee	L	10-9
4/6	* at Tennessee	L	7-0
4/8	Indiana State	W	6-2
4/11	* Texas A&M	L	10-4
4/12	* Texas A&M	W	8-5
4/13	* Texas A&M	L	8-2
4/15	Middle Tennessee	W	19-1
4/18	* at Arkansas	L	6-2
4/19	* at Arkansas	W	2-1
4/20	* at Arkansas	L	3-1
4/22	% vs. Memphis	W	2-1
4/26	* Georgia	W	12-9
4/26	* Georgia	W	11-0
4/27	* Georgia	W	6-1
5/2	* at Missouri	W	8-3
5/3	* at Missouri	W	3-1
5/4	* at Missouri	W	3-1
5/6	+ #10 Louisville	L	11-7
5/8	* at #4 Florida	L	1-0
5/9	* at #4 Florida	W	3-0
5/10	* at #4 Florida	W	16-2
5/13	SEMO	W	10-4
5/15	* #17 South Carolina	L	4-3 (10 inn)
5/16	* #17 South Carolina	W	9-3
5/17	* #17 South Carolina	L	7-2
5/20	! vs. Tennessee	W	3-2
5/21	! vs. #14 LSU	L	11-1 (7 inn)
5/22	! vs. #10 Ole Miss	L	7-2
5/30	\$ Xavier	W	11-0
5/31	\$ Oregon	W	7-2
6/1	\$ Oregon	W	3-2
6/6	@ Stanford	W	11-6
6/7	@ Stanford	L	5-4
6/8	@ Stanford	W	12-5
6/14	^ vs. #13 Louisville	W	5-3
6/16	^ vs. UC Irvine	W	6-4
6/20	^ vs. #21 Texas	L	4-0
6/21	^ vs. #21 Texas	W	4-3 (10 inn)
6/23	= vs. #8 Virginia	W	9-8

## Season-by-Season Results

6/24 = vs. #8 Virginia L 7-2  
 6/25 = vs. #8 Virginia W 3-2

% Ballpark at Jackson (Jackson, Tenn.) + Battle of the Barrel; ! SEC Tournament (Hoover, Ala.); \$ NCAA Regional (Nashville, Tenn.); @ NCAA Super Regional (Nashville, Tenn.); ^ College World Series (Omaha, Neb.); = CWS Finals (Omaha, Neb.); \* SEC Game.

### 2015 (51-21, 20-10)

COACH TIM CORBIN

NCAA REGIONAL CHAMPIONS

NCAA SUPER REGIONAL CHAMPIONS

NCAA COLLEGE WORLD SERIES

NATIONAL RUNNER-UP

2/13	Santa Clara	W	4-0
2/14	Santa Clara	L	7-6
2/14	Santa Clara	W	6-5 (10 inn)
2/20	# vs. Indiana State	W	3-2
2/21	# vs. Indiana State	L	8-1
2/22	# vs. Indiana State	W	6-0
2/24	UT-Martin	W	16-3
2/25	Western Kentucky	W	10-6
2/27	Illinois State	W	16-1
2/28	Illinois State	W	3-2
3/1	Illinois State	W	16-10
3/3	Evansville	W	9-8 (12 inn)
3/6	at #4 UCLA	W	6-0
3/7	at USC	L	6-5
3/8	& vs. #6 TCU	L	4-2
3/10	Quinnipiac	W	9-2
3/11	Quinnipiac	W	8-0
3/14	* Arkansas	W	8-7 (12 inn)
3/14	* Arkansas (DH)	W	9-1
3/15	* Arkansas	W	1-0
3/17	Tennessee Tech	W	9-1
3/20	* at Auburn	L	6-4
3/21	* at Auburn	W	7-6 (10 inn)
3/21	* at Auburn (DH)	W	10-5
3/24	at Middle Tennessee	W	12-7
3/27	* Tennessee	W	9-0
3/28	* Tennessee	L	9-5
3/29	* Tennessee	W	14-3
3/31	Wofford	W	6-0
4/1	Wofford	W	5-3
4/3	* at Georgia	W	9-7
4/4	* at Georgia	W	11-7
4/5	* at Georgia	W	4-2
4/7	Lipscomb	L	3-1
4/9	* Ole Miss	W	6-0
4/10	* Ole Miss	L	6-5 (16 inn)
4/11	* Ole Miss	L	5-4
4/14	Belmont	L	3-2
4/16	* at South Carolina	W	12-0
4/17	* at South Carolina	L	5-2
4/18	* at South Carolina	L	3-2
4/21	Middle Tennessee	W	4-0
4/24	* #14 Missouri	W	9-2
4/25	* #14 Missouri	W	12-2
4/26	* #14 Missouri	W	5-2
4/28	at Belmont	L	4-1
5/1	* at Kentucky	W	13-3
5/2	* at Kentucky	L	11-5
5/3	* at Kentucky	W	7-3
5/7	* #10 Florida	W	2-0
5/8	* #10 Florida	L	7-3
5/9	* #10 Florida	L	9-7 (10 inn)
5/12	+ at #2 Louisville	W	5-2
5/14	* at Alabama	W	2-1
5/15	* at Alabama	W	7-5
5/16	* at Alabama	L	1-0
5/20	! vs. Missouri	W	7-6 (10 inn)
5/21	! vs. #7 Texas A&M	L	6-1
5/22	! vs. Alabama	W	16-1 (7 inn)
5/23	! vs. #7 Texas A&M	W	12-3
5/24	! vs. #6 Florida	L	7-3

5/29	\$ vs. Lipscomb	W	9-1
5/30	\$ vs. Indiana	W	6-4
6/1	\$ vs. #18 Radford	W	21-0
6/6	@ at #5 Illinois	W	13-0
6/8	@ at #5 Illinois	W	4-2
6/14	^ vs. #21 Cal State Fullerton	W	4-3
6/15	^ vs. #7 TCU	W	1-0
6/16	^ vs. #7 TCU	W	7-1
6/22	= vs. Virginia	W	5-1
6/23	= vs. Virginia	L	3-0
6/24	= vs. Virginia	L	4-2

# Charlotte Sports Park (Port Charlotte, Fla.); & Dodger Stadium College Baseball Classic (Dodger Stadium, Los Angeles, Calif.); + Battle of the Barrel; ! SEC Tournament (Hoover, Ala.); \$ NCAA Regional (Nashville, Tenn.); @ NCAA Super Regional (Champaign, Ill.); ^ College World Series (Omaha, Neb.); = CWS Finals (Omaha, Neb.); \* SEC Game.

### 2016 (43-19, 18-12)

COACH TIM CORBIN

NCAA REGIONAL

2/19	San Diego	W	8-4
2/20	San Diego	W	13-6
2/21	San Diego	W	17-1
2/23	UT-Martin	W	11-6 (5 inn)
2/24	Eastern Illinois	W	9-1
2/26	Illinois-Chicago	W	9-0
2/27	Illinois-Chicago	W	6-5 (14 inn)
2/28	Illinois-Chicago	W	20-8
3/3	at Stanford	L	4-1
3/3	at Stanford (DH)	W	4-1
3/6	at Stanford	W	5-2
3/8	Radford	W	13-4
3/9	Radford	W	12-0
3/11	Xavier	W	7-0
3/12	Xavier	W	14-3
3/13	Xavier	W	5-2
3/15	Northern Illinois	W	9-2
3/18	* #15 Mississippi State	L	2-1 (13 inn)
3/19	* #15 Mississippi State	L	5-4
3/20	* #15 Mississippi State	W	12-6
3/22	at Middle Tennessee	L	7-4
3/25	* at Missouri	W	8-6
3/26	* at Missouri	W	2-0 (11 inn)
3/27	* at Missouri	W	17-7
3/29	# vs. Belmont	W	8-2
3/31	* #5 South Carolina	L	4-0
4/1	* #5 South Carolina	W	10-6
4/2	* #5 South Carolina	W	4-3
4/5	Lipscomb	W	4-3
4/7	* at #15 LSU	L	13-4
4/8	* at #15 LSU	L	3-2
4/9	* at #15 LSU	W	9-7
4/12	Middle Tennessee	W	7-4
4/15	* #18 Kentucky	W	3-0
4/16	* #18 Kentucky	W	3-2
4/17	* #18 Kentucky	L	3-0
4/19	Central Arkansas	W	8-6
4/22	* at Tennessee	W	6-0
4/23	* at Tennessee	L	2-1
4/24	* at Tennessee	L	5-3
4/26	Austin Peay	W	8-5
4/29	* Georgia	W	15-3
4/30	* Georgia	W	10-3
5/1	* Georgia	W	10-3
5/3	Western Kentucky	W	6-1
5/5	* at #2 Texas A&M	L	1-0
5/6	* at #2 Texas A&M	W	6-1
5/7	* at #2 Texas A&M	L	3-0
5/10	+ \$6 Louisville	L	8-5
5/13	* at #1 Florida	L	4-2
5/14	* at #1 Florida	W	5-0
5/15	* at #1 Florida	L	10-6
5/17	Morehead State	W	6-0

5/19	* Auburn	W	5-2
5/19	* Auburn (DH)	W	9-3
5/21	* Auburn	W	4-3
5/24	! vs. Missouri	W	7-0
5/25	! vs. #1 Texas A&M	W	6-5
5/26	! vs. #11 Ole Miss	L	12-9
5/27	! vs. #1 Texas A&M	L	13-3 (7 inn)
6/4	\$ vs. Xavier	L	15-1
6/4	\$ vs. Washington	L	9-8

# First Tennessee Park (Nashville, Tenn.); + Battle of the Barrel; ! SEC Tournament (Hoover, Ala.); \$ NCAA Regional (Nashville, Tenn.); \* SEC Game.

### 2017 (36-25-1, 15-13-1)

COACH TIM CORBIN

NCAA REGIONAL CHAMPIONS

NCAA SUPER REGIONAL

2/16	at San Diego	L	3-2
2/17	at San Diego	W	8-2
2/19	at San Diego	W	11-1
2/22	Evansville	W	7-4
2/24	UIC	L	5-3 (10 inn)
2/25	UIC	W	6-2
2/26	UIC	L	5-2 (11 inn)
2/28	Southeastern La.	W	9-6
3/1	Southeastern La.	W	4-2
3/3	CSU-Northridge	L	6-4
3/4	CSU-Northridge	L	4-1
3/5	CSU-Northridge	W	11-3
3/7	Central Arkansas	W	10-5
3/8	Central Arkansas	W	9-1
3/10	Saint Mary's	W	9-8
3/12	Saint Mary's	L	5-1
3/12	Saint Mary's	W	9-1
3/14	Western Kentucky	W	8-1
3/17	* at #16 Ole Miss	L	1-0
3/18	* at #16 Ole Miss	W	6-2
3/19	* at #16 Ole Miss	L	10-8
3/22	# vs. Belmont	W	17-11
3/24	* Texas A&M	W	4-3
3/25	* Texas A&M	W	17-3
3/26	* Texas A&M	L	6-4
3/28	# vs. Lipscomb	W	10-0
3/31	* at #16 Kentucky	L	10-3
4/1	* at #16 Kentucky	L	7-4
4/2	* at #16 Kentucky	W	6-4
4/4	UT-Martin	W	11-0
4/6	* at #12 South Carolina	W	7-6
4/7	* at #12 South Carolina	W	5-3 (13 inn)
4/8	* at #12 South Carolina	L	6-1
4/11	Tennessee Tech	L	5-2
4/13	* #12 Florida	L	10-6
4/14	* #12 Florida	W	2-0
4/15	* #12 Florida	L	20-8
4/18	at Middle Tennessee	W	21-2
4/21	* at Georgia	W	8-1
4/22	* at Georgia	L	1-0
4/23	* at Georgia (DH)	W	10-5
4/28	* Tennessee	W	1-0
4/29	* Tennessee	L	9-3
5/2	Austin Peay	W	8-4
5/5	* Missouri	W	5-2
5/6	* Missouri	L	2-1 (12 inn)
5/7	* Missouri	W	14-5
5/9	+ at #2 Louisville	L	6-2
5/12	* at #18 Arkansas	L	4-3
5/13	* at #18 Arkansas	W	6-2
5/14	* at #18 Arkansas	L	7-1
5/16	Middle Tennessee	W	17-7
5/18	* Alabama	W	18-1
5/19	* Alabama	W	13-1
5/20	* Alabama	T	3-3
5/23	! vs. South Carolina	L	7-4 (11 inn)
6/2	\$ vs. St. John's	W	13-4
6/3	\$ at #21 Clemson	W	9-4

# Season-by-Season Results

6/4	\$	at #21 Clemson	L	6-0
6/5	\$	at #21 Clemson	W	8-0
6/9	^	at #1 Oregon State	L	8-4
6/10	^	at #1 Oregon State	L	9-2

# First Tennessee Park (Nashville, Tenn.); + Battle of the Barrel; ! SEC Tournament, Hoover, Ala.; \$ NCAA Regional (Clemson, S.C.); @ NCAA Super Regional (Corvallis, Ore.); \* SEC Game.

## 2018 (35-27, 16-14)

### COACH TIM CORBIN

#### NCAA REGIONAL CHAMPIONS

#### NCAA SUPER REGIONAL

2/16	#25 Duke	W	9-1
2/17	#25 Duke	L	5-4
2/18	#25 Duke	W	9-1
2/20	Presbyterian	W	7-1
2/21	Presbyterian	W	15-2
2/23	UMass-Lowell	W	15-0
2/24	UMass-Lowell	W	15-2
2/27	Austin Peay	W	19-6
2/28	Indiana State	W	8-5
3/2	! vs. Sam Houston State	L	7-6 (10 inn)
3/3	! vs. Louisiana	L	3-0
3/4	! vs. #19 Houston	W	9-4
3/7	at Long Beach State	L	4-3
3/9	at #11 UCLA	W	6-3
3/11	% vs. #8 TCU	W	7-4
3/14	Eastern Kentucky	L	6-5
3/16	* at #19 Mississippi State	W	5-0
3/17	* at #19 Mississippi State	W	10-1
3/18	* at #19 Mississippi State	W	4-3
3/21	^ vs. Belmont	L	8-5
3/23	* #19 LSU	W	4-2
3/25	* #19 LSU	L	6-2
3/25	* #19 LSU	W	1-0 (7inn)
3/27	^ vs. Lipscomb	L	5-1
3/30	* at #2 Florida	L	8-4
3/31	* at #2 Florida	L	10-2
4/1	* at #2 Florida	L	8-2
4/3	at Middle Tennessee	L	4-3 (7 inn)
4/5	* #16 Georgia	L	3-2
4/6	* #16 Georgia	W	5-3
4/7	* #16 Georgia	W	8-3
4/10	Western Kentucky	W	3-2
4/13	* #5 Ole Miss	L	11-3
4/15	* #5 Ole Miss	W	8-7 (8 inn)
4/15	* #5 Ole Miss	W	8-7 (7 inn)
4/17	Evansville	W	6-1
4/19	* at Missouri	L	2-1
4/20	* at Missouri	L	3-1
4/21	* at Missouri	W	6-2
4/27	* South Carolina	L	8-7
4/28	* South Carolina	W	8-1
4/29	* South Carolina	L	10-9
5/1	+ Louisville	L	8-4
5/4	* at #20 Auburn	L	4-1
5/5	* at #20 Auburn	L	11-5
5/6	* at #20 Auburn	L	14-0
5/8	#23 Tennessee Tech	L	6-4
5/11	* at Tennessee	W	7-6
5/12	* at Tennessee	W	7-2
5/13	* at Tennessee	L	8-7
5/15	Middle Tennessee	W	8-1
5/17	* #19 Kentucky	W	5-1
5/18	* #19 Kentucky	W	9-6
5/19	* #19 Kentucky	W	
5/22	\$ vs. Texas A&M	L	3-1
6/1	# vs. #20 St. John's	W	2-0
6/2	# at #2 Clemson	W	4-3
6/3	# at #2 Clemson	W	19-6
6/8	@ Mississippi State	L	8-10
6/9	@ Mississippi State	W	4-3
6/10	@ Mississippi State	L	10-6 (11 inn)

! Shriners Hospitals for Children College Classic (Minute Maid Park, Houston, Texas); % Dodger Stadium College Baseball Classic (Dodger Stadium, Los Angeles, Calif.); ^ First Tennessee Park (Nashville, Tenn.); + Battle of the Barrel; \$ SEC Tournament, Hoover, Ala.; # NCAA Regional (Clemson, S.C.); @ NCAA Super Regional (Nashville, Tenn.); \* SEC Game.

## 2019 (59-12, 23-7)

### COACH TIM CORBIN

#### SEC CHAMPIONS

#### SEC TOURNAMENT CHAMPIONS

#### NCAA REGIONAL CHAMPIONS

#### NCAA SUPER REGIONAL CHAMPIONS

#### NCAA COLLEGE WORLD SERIES

#### NATIONAL CHAMPIONS

2/15	% vs. Virginia	W	15-9
2/16	% vs. #25 Cal State Fullerton	W	14-9
2/17	% vs. #19 TCU	L	2-10
2/20	Evansville	W	5-4
2/24	Pepperdine (G1)	W	6-3
2/24	Pepperdine (G2)	W	6-2
2/26	Southeast Missouri State	W	11-3
2/27	Austin Peay	L	6-7 (10 inn)
3/1	Dayton	W	11-3
3/2	Dayton (G1)	W	5-1
3/2	Dayton (G2)	W	2-0
3/5	Davidson	W	24-2
3/6	East Tennessee State	W	12-4
3/8	Illinois State	W	10-4
3/10	Illinois State (G1)	W	9-1
3/10	Illinois State (G2)	L	3-7
3/12	Samford	W	11-6
3/15	* at #19 Texas A&M	W	7-4
3/16	* at #19 Texas A&M	L	7-8
3/17	* at #19 Texas A&M	L	0-7
3/19	^ vs. Belmont	W	3-0
3/21	* #21 Florida	W	5-0
3/22	* #21 Florida	W	15-2
3/23	* #21 Florida	W	14-4
3/26	^ vs. Lipscomb	W	15-1
3/29	* Tennessee	W	4-2
3/30	* Tennessee	W	10-4
3/31	* Tennessee	L	6-7
4/2	Western Kentucky	W	5-4 (10 inn)
4/5	* at #4 Georgia	W	3-2
4/6	* at #4 Georgia	L	3-8
4/7	* at #4 Georgia	L	1-3
4/9	at Middle Tennessee	W	15-3
4/12	* #12 Arkansas	W	3-2
4/13	* #12 Arkansas	W	12-2
4/14	* #12 Arkansas	L	12-14
4/16	Indiana State	W	7-1
4/19	* at Alabama	W	7-4
4/20	* at Alabama	W	2-0
4/21	* at Alabama	W	13-5
4/25	* #25 Auburn	W	12-6
4/26	* #25 Auburn	W	5-2
4/27	* #25 Auburn	W	9-5
4/30	Tennessee Tech	W	21-10
5/3	* at South Carolina	W	22-11
5/4	* at South Carolina	W	9-3
5/5	* at South Carolina	W	6-2
5/7	+ at #4 Louisville	W	6-2
5/10	* #21 Missouri	W	5-2
5/11	* #21 Missouri	L	2-5
5/12	* #21 Missouri	W	7-2
5/14	Middle Tennessee	W	5-2
5/16	* at Kentucky	W	16-10
5/17	* at Kentucky	W	12-4
5/18	* at Kentucky	W	7-4
5/22	\$ vs. Auburn	W	11-1 (8 inn)
5/22	\$ vs. #3 Mississippi State	W	1-0
5/22	\$ vs. #16 LSU	W	13-4
5/22	\$ vs. #22 Ole Miss	W	11-10
5/31	# vs. Ohio State	W	8-2

6/1	# vs. #23 Indiana State	W	8-5
6/2	# vs. #23 Indiana State	W	12-1
6/7	@ vs. Duke	L	5-18
6/8	@ vs. Duke	W	3-0
6/9	@ vs. Duke	W	13-2
6/16	& vs. #11 Louisville	W	3-1
6/19	& vs. #3 Mississippi State	W	6-3
6/21	& vs. #11 Louisville	W	3-2
6/24	= vs. Michigan	L	4-7
6/25	= vs. Michigan	W	4-1
6/26	= vs. Michigan	W	8-2

% MLB4 College Baseball Tournament (Scottsdale, Ariz.); ^ First Tennessee Park (Nashville, Tenn.); + Battle of the Barrel; \$ SEC Tournament, Hoover, Ala.; # NCAA Regional (Nashville, Tenn.); @ NCAA Super Regional (Nashville, Tenn.); & College World Series; = CWS Finals; \* SEC Game.

## 2020 (13-5)

### COACH TIM CORBIN

2/14	% vs. #13 Michigan	L	3-4
2/15	% vs. Connecticut	W	6-1
2/16	% vs. Cal Poly	L	8-9
2/18	South Alabama	W	3-0
2/19	South Alabama	W	4-0
2/21	Illinois-Chicago	W	9-0
2/22	Illinois-Chicago	W	9-3
2/23	Illinois-Chicago	W	5-2
2/25	Evansville	W	6-0
2/26	Saint Louis	W	10-2
2/28	Hawaii	W	5-1
2/29	Hawaii	L	1-3
3/1	Hawaii	W	7-5 (11 inn)
3/3	Central Arkansas	W	10-2
3/6	! at #2 UCLA	L	2-3
3/7	! at Southern California	L	1-2
3/8	! vs. #22 TCU	W	4-3
3/11	Toledo	W	11-2

% MLB4 College Baseball Tournament (Scottsdale, Ariz.); ! Southern California College Baseball Classic (Los Angeles, Calif.); Season suspended due to COVID-19 pandemic

## 2021 (49-18, 19-10)

### COACH TIM CORBIN

#### NCAA REGIONAL CHAMPIONS

#### NCAA SUPER REGIONAL CHAMPIONS

#### NCAA COLLEGE WORLD SERIES

#### NATIONAL RUNNER-UP

2/22	Wright State (G1)	W	14-1
2/22	Wright State (G2)	W	1-0
2/24	Western Kentucky	W	12-1
2/26	Georgia State	L	2-4
2/27	Georgia State	W	5-4
2/28	Georgia State (G1)	W	12-2
2/28	Georgia State (G2)	W	17-6
3/5	Illinois-Chicago	W	15-0
3/6	Illinois-Chicago	W	5-2
3/7	Illinois-Chicago	W	4-2
3/9	Memphis	W	10-4
3/13	at #13 Oklahoma State (G1)	W	5-0
3/13	at #13 Oklahoma State (G2)	W	18-4
3/14	at #13 Oklahoma State	L	6-10
3/16	Belmont	W	4-1
3/19	* #16 South Carolina	W	3-2
3/20	* #16 South Carolina	W	5-0
3/21	* #16 South Carolina	L	6-5
3/23	Lipscomb	W	11-3
3/25	* at Missouri	W	10-2
3/26	* at Missouri	W	11-3
3/27	* at Missouri	W	3-1
3/30	Tennessee Tech	W	12-5



## Season-by-Season Results

4/1	*	at LSU	W	13-1
4/2	*	at LSU	W	11-2
4/3	*	at LSU	W	5-4
4/6		UT-Martin	W	5-4
4/8	*	Georgia	L	2-14
4/9	*	Georgia	W	5-2
4/10	*	Georgia	L	1-9
4/13		Eastern Kentucky	W	6-4
4/16	*	at #5 Tennessee	W	5-0
4/17	*	at #5 Tennessee	L	4-8
4/18	*	at #5 Tennessee	W	10-4
4/20		Austin Peay	W	7-0
4/23	*	#4 Mississippi State	W	6-2
4/24	*	#4 Mississippi State	L	4-7
4/25	*	#4 Mississippi State	W	7-4
4/30	*	at #14 Florida	W	11-7
5/1	*	at #14 Florida	L	8-11
5/2	*	at #14 Florida	L	3-5
5/4	+	at #15 Louisville	L	2-7
5/7	*	Alabama	W	9-6
5/8	*	Alabama	W	6-2
5/11		North Alabama	W	3-2
5/14	*	at #18 Ole Miss	L	1-3
5/15	*	at #18 Ole Miss	W	13-2
5/16	*	at #18 Ole Miss	L	10-13
5/18		Florida International	W	20-4
5/20	*	Kentucky	W	4-2
5/21	*	Kentucky	W	8-2
5/22	*	Kentucky	L	5-7
5/26	\$	vs. #12 Ole Miss	W	5-4
5/27	\$	vs. #1 Arkansas	L	4-6
5/28	\$	vs. #12 Ole Miss	L	1-4
6/4	#	vs. Presbyterian	W	10-0
6/5	#	vs. Georgia Tech	W	4-3
6/6	#	vs. Georgia Tech	W	14-11 (11 inn.)
6/11	@	vs. #12 East Carolina	W	2-0
6/12	@	vs. #12 East Carolina	W	4-1
6/19	&	vs. #5 Arizona	W	7-6 (12 inn.)
6/21	&	vs. #16 NC State	L	0-1
6/23	&	vs. #7 Stanford	W	6-5
6/25	&	vs. #16 NC State	W	3-1
6/28	=	vs. #11 Mississippi State	W	8-2
6/29	=	vs. #11 Mississippi State	L	2-13
6/30	=	vs. #11 Mississippi State	L	0-9

+ Battle of the Barrel; \$ SEC Tournament, Hoover, Ala.; # NCAA Regional (Nashville, Tenn.); @ NCAA Super Regional (Nashville, Tenn.); & College World Series; = CWS Finals; \* SEC Game.

### 2022 (39-23, 14-16) COACH TIM CORBIN NCAA REGIONAL

2/18		#7 Oklahoma State	W	3-0
2/19		#7 Oklahoma State	L	3-4
2/20		#7 Oklahoma State	L	5-7
2/23		Evansville	W	9-0
2/25		Army	W	7-2
2/26		Army	W	10-7
2/27		Army	W	6-0
3/1		Central Arkansas	W	5-2
3/4		at Hawaii	W	9-2
3/5		at Hawaii (G1)	W	12-1
3/5		at Hawaii (G2)	W	13-1
3/6		at Hawaii	W	2-1
3/11		Wagner (G1)	W	12-7
3/11		Wagner (G2)	W	13-0
3/13		Wagner	W	15-5
3/15		Michigan	W	5-4
3/18	*	Missouri	W	15-2
3/19	*	Missouri	W	6-0
3/20	*	Missouri	W	7-4
3/22		vs. Belmont	W	13-4
3/24	*	at South Carolina	W	10-0
3/25	*	at South Carolina	L	2-8

3/26	*	at South Carolina	L	6-8
3/29	^	vs. Lipscomb	W	7-1
4/1	*	#1 Tennessee	L	2-6
4/2	*	#1 Tennessee	L	2-5
4/3	*	#1 Tennessee	L	0-5
4/5		Austin Peay	W	12-2
4/8	*	at Auburn	L	1-5
4/9	*	at Auburn	W	19-4
4/10	*	at Auburn	L	2-8
4/12		Western Kentucky	W	7-4
4/15	*	#23 Florida	W	5-4
4/16	*	#23 Florida	W	8-6
4/17	*	#23 Florida	L	3-4 (10 inn.)
4/19		Tennessee Tech	W	7-0
4/22	*	at Kentucky	W	10-0
4/23	*	at Kentucky	L	2-3
4/24	*	at Kentucky	W	5-3
4/28	*	#21 Texas A&M	L	1-5
4/29	*	#21 Texas A&M	W	11-1
4/30	*	#21 Texas A&M	L	4-12
5/3	+	#10 Louisville	L	0-1
5/6	*	at #22 Georgia	W	11-9
5/7	*	at #22 Georgia	L	7-13
5/8	*	at #22 Georgia	W	4-0
5/10		Indiana State	W	8-7 (11 inn.)
5/13	*	at #4 Arkansas	W	9-6 (10 inn.)
5/14	*	at #4 Arkansas	L	6-11
5/15	*	at #4 Arkansas	W	5-0 (7 inn.)
5/17		Middle Tennessee	W	7-2
5/19	*	LSU	L	2-13
5/20	*	LSU	L	3-8
5/21	*	LSU	L	10-21
5/24	\$	vs. Ole Miss	W	3-1
5/26	\$	vs. #1 Tennessee	L	1-10
5/27	\$	vs. Kentucky	L	2-10
6/3	#	vs. San Diego	L	2-3
6/4	#	vs. New Mexico State	W	21-1
6/5	#	vs. San Diego	W	14-4
6/5	#	vs. #3 Oregon State	W	8-1
6/6	#	vs. #3 Oregon State	L	6-7

^First Horizon Park (Nashville, Tenn.); + Battle of the Barrel; \$ SEC Tournament, Hoover, Ala.; # NCAA Regional (Corvallis, Ore.); \* SEC Game.

### 2023 (42-20, 19-11) COACH TIM CORBIN NCAA REGIONAL

2/17	^	vs. #15 TCU	L	4-11
2/18	^	vs. #9 Oklahoma State	W	11-9
2/19	^	vs. Texas	W	12-2
2/21		Central Arkansas	L	4-5
2/22		UAB	W	13-1 (7 inn.)
2/24		#17 UCLA	W	6-0
2/25		#17 UCLA	L	0-3
2/26		#17 UCLA	W	2-1
2/28		Austin Peay	W	11-7
3/3	+	vs. Nebraska	L	3-5
3/4	+	vs. #18 Maryland	W	8-7
3/5	+	at Minnesota	W	4-0
3/7		Tennessee Tech	W	12-1
3/8		Evansville	W	2-1 (17 inn.)
3/10		Loyola Marymount	W	2-1
3/11		Loyola Marymount	W	2-0
3/12		Loyola Marymount	L	6-9
3/14	&	vs. Belmont	W	15-6
3/16	*	#3 Ole Miss	W	12-2 (8 inn.)
3/17	*	#3 Ole Miss	W	8-0
3/18	*	#3 Ole Miss	W	7-2
3/24	*	at Mississippi State	W	26-3 (7 inn.)
3/25	*	at Mississippi State	W	18-5
3/26	*	at Mississippi State	W	11-7
3/31		Lipscomb	W	11-1 (8 inn.)
4/1	*	Georgia	W	9-2
4/2	*	Georgia	W	16-8
4/3	*	Georgia	W	4-0

4/4		Western Kentucky	W	8-1
4/6	*	at Missouri	W	7-6
4/7	*	at Missouri	L	4-5
4/8	*	at Missouri	W	5-0
4/11		North Alabama	W	14-2 (7 inn.)
4/14	*	#6 South Carolina	L	6-14
4/15	*	#6 South Carolina	W	8-5
4/16	*	#6 South Carolina	W	6-4
4/18		Indiana State	L	2-10
4/21	*	at Tennessee	L	3-4 (12 inn.)
4/22	*	at Tennessee	L	1-17 (7 inn.)
4/23	*	at Tennessee	L	5-10
4/28	*	#15 Kentucky	W	6-4
4/29	*	#15 Kentucky	W	9-3
4/30	*	#15 Kentucky	W	3-2
5/2		Georgia State	W	11-5
5/4	*	at Alabama	L	2-11
5/5	*	at Alabama	W	4-1
5/6	*	at Alabama	L	1-2
5/9	%	at Louisville	W	12-8 (12 inn.)
5/12	*	at #7 Florida	L	0-10 (7 inn.)
5/13	*	at #7 Florida	L	2-6
5/14	*	at #7 Florida	L	2-6
5/18	*	#2 Arkansas	L	2-8
5/19	*	#2 Arkansas	W	10-8
5/20	*	#2 Arkansas	W	7-6
5/24	\$	vs. #19 Auburn	W	6-4
5/25	\$	vs. #2 Florida	L	3-6
5/26	\$	vs. #24 Alabama	W	9-2
5/27	\$	vs. #2 Florida	W	11-6
5/28	\$	vs. Texas A&M	W	10-4
6/2	#	Eastern Illinois	W	12-2
6/3	#	#24 Oregon	L	7-8
6/4	#	vs. Xavier	L	1-2

^ College Baseball Showdown (Arlington, Texas); + Cambria College Classic (Minneapolis, Minn.); & First Horizon Park; \* SEC Game; % Battle of the Barrel; \$ SEC Tournament (Hoover, Ala.); # NCAA Regional (Nashville, Tenn.)

### 2024 (38-23, 13-17) COACH TIM CORBIN NCAA REGIONAL

2/16		Florida Atlantic	W	12-11
2/17		Florida Atlantic	L	4-5
2/18		Florida Atlantic	W	11-1
2/20		Dayton	L	5-8
2/21		Eastern Kentucky	W	5-3
2/23		Gonzaga	W	12-2 (8 inn.)
2/24		Gonzaga	W	4-3
2/25		Gonzaga	L	8-9
2/27		Indiana State	W	20-4 (7 inn.)
2/28		Evansville	W	7-3
3/1	^	vs. Louisiana	W	7-4
3/2	^	vs. Houston	W	3-2
3/3	^	vs. #15 Texas	W	14-11
3/5		Eastern Michigan	W	6-2
3/8		Illinois State	W	14-9
3/9		Illinois State	W	7-2
3/10		Illinois State	W	4-0
3/12		Indiana	W	13-5
3/15	*	#18 Auburn	W	11-1 (8 inn.)
3/16	*	#18 Auburn	W	13-5
3/17	*	#18 Auburn	W	9-6
3/19	&	vs. Belmont	W	3-1
3/23	*	at South Carolina	L	4-8
3/23	*	at South Carolina	L	3-8
3/24	*	at South Carolina	L	2-10
3/26		Valparaiso	W	3-2
3/28	*	Missouri	W	3-1
3/29	*	Missouri	W	4-0
3/30	*	Missouri	W	3-1
4/4	*	at #18 LSU	L	6-10
4/5	*	at #18 LSU	W	8-6
4/6	*	at #18 LSU	W	13-3 (8 inn.)

## Season-by-Season Results

4/9		Middle Tennessee	W	14-1 (7 inn.)
4/12	*	at #3 Texas A&M	L	0-15 (7 inn.)
4/13	*	at #3 Texas A&M	L	0-9
4/14	*	at #3 Texas A&M	L	6-12
4/16		at Lipscomb	W	15-4 (7 inn.)
4/18	*	Florida	W	10-5
4/19	*	Florida	W	5-2
4/20	*	Florida	L	2-6
4/23		UT Martin	W	5-4
4/26	*	Mississippi State	W	4-0
4/27	*	Mississippi State	L	4-7
4/28	*	Mississippi State	L	7-8
4/30		Tennessee Tech	W	8-7 (11 inn.)
5/3	*	at #18 Georgia	L	0-10 (7 inn.)
5/4	*	at #18 Georgia	L	4-14 (8 inn.)
5/5	*	at #18 Georgia	L	7-11
5/7	%	Louisville	W	4-2
5/10	*	#1 Tennessee	L	4-8
5/11	*	#1 Tennessee	L	6-7
5/12	*	#1 Tennessee	W	3-0
5/16	*	at #2 Kentucky	L	5-10
5/17	*	at #2 Kentucky	L	7-17 (7 inn.)
5/18	*	at #2 Kentucky	W	12-4
5/21	\$	vs. Florida	W	6-3
5/22	\$	vs. #1 Tennessee	W	13-4
5/23	\$	vs. #15 Mississippi State	W	4-3
5/25	\$	vs. #1 Tennessee	L	4-6
5/31	#	vs. Coastal Carolina	L	3-13
6/1	#	vs. High Point	L	9-10

^ Astros Foundation College Classic (Houston, Texas); & First Horizon Park; \* SEC Game; % Battle of the Barrel; \$ SEC Tournament(Hoover, Ala.); # NCAA Regional (Clemson, S.C.)

## Records vs. Opponents

Team	First Meeting	Last Meeting	W-L-T
Alabama	1893 (L, 2-1)	2023 (W, 9-2)	69-97-3
Alabama-Birmingham	1980 (W, 9-1)	2023 (W, 13-1)	26-12-0
Alabama Christian	1984 (W, 14-1)	1984 (W, 11-6)	2-0-0
Amherst	1927 (W, 9-7)	1927 (W, 9-7)	1-0-0
Anderson	1991 (W, 15-6)	1991 (W, 15-6)	1-0-0
Arizona	2021 (W, 7-6)	2021 (W, 7-6)	1-0-0
Arizona State	1973 (W, 6-4)	2008 (L, 18-6)	2-1-0
Arkansas	1970 (W, 9-6)	2023 (W, 7-6)	33-35-0
Arkansas State	2004 (W, 12-2)	2013 (W, 7-3)	2-0-0
Armstrong State	1990 (L, 10-1)	1992 (L, 9-3)	0-3-0
Army	2022 (W, 7-2)	2022 (W, 6-0)	3-0-0
Auburn	1908 (W, 9-6)	2024 (W, 9-6)	71-99-1
Aurora	1979 (W, 10-0)	1979 (W, 10-0)	1-0-0
Austin Peay	1938 (W, 12-2)	2023 (W, 11-7)	56-25-2
Ball State	2005 (W, 9-3)	2007 (W, 15-3)	6-1-0
Baylor	1999 (L, 10-4)	2005 (W, 7-4)	3-5-0
Bellarmine	1976 (L, 11-7)	1976 (W, 8-5)	1-1-0
Belmont	1962 (L, 11-4)	2024 (L, 9-3)	66-15-0
Berry	1969 (L, 5-0)	1969 (W, 6-4)	1-1-0
Bethal	1933 (W, 13-3)	1940 (W, 14-2)	4-1-0
Birmingham	1923 (W, 5-2)	1923 (W, 5-2)	1-0-0
Birmingham Southern	1922 (W, 6-4)	2001 (L, 7-3)	3-4-0
Boston College	1927 (L, 20-2)	2007 (W, 7-6)	3-1-0
Boston Red Sox	1921 (L, 9-0)	1921 (L, 9-0)	0-1-0
Bradley	1941 (W, 13-12)	2001 (W, 10-9)	3-2-0
Brown	1927 (W, 4-1)	2011 (W, 6-3)	7-0-0
Buffalo	2013 (W, 4-2)	2013 (W, 4-2)	1-0-0
Burke Comp.	1936 (W, 2-1)	1936 (W, 2-1)	1-0-0
Butler	1991 (W, 9-0)	2006 (W, 8-2)	8-0-0
Cal-Berkeley	2009 (L, 4-3)	2009 (L, 4-3)	0-1-0
UC-Irvine	2014 (W, 6-4)	2014 (W, 6-4)	1-0-0
UCLA	2010 (L, 9-2)	2023 (W, 2-1)	4-3-0
Cal Poly	2020 (L, 9-8)	2020 (L, 9-8)	0-1-0
UC/Cal-Riverside	1973 (W, 7-3)	1973 (W, 7-3)	1-0-0
Cal State-Fullerton	2015 (W, 4-3)	2019 (W, 14-9)	2-0-0
Cal State-Northridge	2017 (L, 6-4)	2017 (W, 11-3)	1-2-0
Calvin	1969 (W, 16-7)	1971 (W, 13-0)	4-1-0
Campbell	2002 (W, 7-3)	2002 (W, 7-3)	1-0-0
Camp Benning	1921 (W, 5-3)	1923 (L, 6-1)	3-2-0
Central	1901 (W, 5-2)	1904 (W, 9-0)	12-1-1
Central Arkansas	2013 (W, 10-2)	2023 (L, 5-4)	6-1-0
Central Florida	1980 (W, 9-3)	2002 (L, 4-3 [11])	6-2-1
Central Kentucky	1911 (W, 3-2)	1911 (W, 17-2)	2-0-0
Central Michigan	1959 (W, 6-5)	2003 (W, 19-2)	2-1-0
Centre	1920 (W, 11-2)	1921 (L, 7-3)	4-1-0
Chaminade	1981 (L, 2-1)	1981 (W, 6-3)	1-1-0
Chattanooga	1969 (W, 4-0)	1982 (W, 9-0)	10-0-0
Chicago	1900 (3-18)	1959 (W, 9-3)	1-3-0
Chinese University	1914 (W, 12-10)	1914 (L, 4-1)	1-1-0
Christian Brothers Academy	1970 (W, 9-2)	1971 (W, 6-2)	4-0-0
Cincinnati	1898 (W, 15-5)	2004 (W, 11-2)	14-1-0
Citadel	1991 (W, 8-1)	2003 (W, 4-3)	2-1-0
Clemson	1986 (L, 12-2)	2018 (W, 19-6)	5-2-0
Coastal Carolina	2024 (L, 13-3)	2024 (L, 13-3)	0-1-0
Columbus	1974 (W, 9-8)	1976 (L, 7-4)	2-2-0
Connecticut	2000 (W, 8-2)	2020 (W, 6-1)	4-0-0
Cornell	1899 (L, 12-11)	1906 (L, 8-1)	0-6-0
Cumberland	1891 (L, 10-9)	1989 (W, 6-5)	52-12-2
Creighton	2006 (L, 5-4)	2006 (L, 5-4)	0-1-0
Dartmouth	1927 (L, 7-6)	1927 (L, 7-6)	0-1-0
Davidson	1980 (L, 3-2)	2019 (W, 24-2)	3-1-0
Dayton	2024 (L, 8-5)	2024 (L, 8-5)	0-1-0
Defiance	1926 (W, 10-0)	1926 (W, 10-0)	1-0-0
DePauw	1942 (W, 15-5)	1973 (W, 14-7)	3-0-0
Duke	2018 (W, 9-1)	2019 (W, 13-2)	4-2-0
East Carolina	1974 (W, 2-1)	2021 (W, 4-1)	3-0-0
Eastern Illinois	1995 (W, 3-2)	2023 (W, 12-2)	5-0-0
Eastern Kentucky	1992 (L, 4-1)	2024 (W, 5-3)	2-2-0
Eastern Michigan	1987 (W, 6-1)	2024 (W, 6-2)	3-1-0
East Tennessee State	1995 (W, 7-2)	2019 (W, 12-4)	5-0-0
Evansville	1949 (L, 12-9)	2024 (W, 7-3)	44-19-0
Faulkner	1987 (W, 11-10)	1989 (L, 7-6)	3-1-0
Fisk	1968 (W, 7-3)	1975 (W, 12-2)	10-0-0

Team	First Meeting	Last Meeting	W-L-T
Florida	1927 (L, 5-2)	2024 (W, 6-3)	84-148-1
Florida Atlantic	2024 (W, 12-11)	2024 (W, 11-1)	2-1-0
Florida International	2021 (W, 20-4)	2021 (W, 20-4)	1-0-0
Florida State	1972 (W, 11-1)	2010 (L, 7-6)	2-4-0
Georgetown (Ky.)	1909 (W, 15-6)	1909 (W, 8-7)	2-0-0
Georgia	1897 (W, 1-0)	2024 (L, 11-7)	123-127-0
Georgia Southern	1973 (W, 6-2)	1974 (L, 5-3)	1-2-0
Georgia State	2021 (L, 4-2)	2023 (W, 11-5)	4-1-0
Georgia Tech	1901 (W, 6-5)	2021 (W, 14-11)	28-41-1
Gonzaga	2024 (W, 12-2 [8 inn.])	2024 (L, 9-8)	2-1-0
Grand Valley	1980 (L, 6-5)	1980 (L, 5-6)	0-1-0
Harvard	1927 (L, 7-4)	1927 (L, 7-4)	0-1-0
Hawaii	1973 (W, 11-2)	2022 (W, 2-1)	8-19-0
Hawkins	1914 (W, 12-8)	1914 (W, 12-8)	1-0-0
High Point	2024 (L, 10-9)	2024 (L, 10-9)	0-1-0
Hillsdale	1958 (W, 8-6)	1958 (W, 8-6)	1-0-0
Hofstra	1993 (W, 6-1)	1993 (W, 6-1)	1-0-0
Holly Cross	1927 (L, 6-2)	1927 (L, 6-2)	0-1-0
Houston	1990 (L, 12-4)	2024 (W, 3-1)	2-2-0
Howard	1907 (W, 7-2)	1907 (W, 7-2)	1-0-0
Hume-Fogg	1918 (W, 3-2)	1918 (W, 5-1)	3-1-0
Illinois	1915 (L, 5-1)	2015 (W, 4-2)	3-1-0
Illinois-Chicago	1994 (L, 6-7)	2021 (W, 4-2)	28-6-0
Illinois State	1949 (L, 4-2)	2024 (W, 4-0)	13-4-0
Illinois State Normal	1937 (L, 6-5)	1937 (L, 6-5)	0-1-0
Illinois Wesleyan	1936 (L, 7-4)	1942 (L, 12-6)	2-2-0
Indiana	1905 (W, 7-2)	2024 (W, 13-5)	13-5-1
IUPUI	1997 (W, 19-1)	1997 (W, 19-1)	1-0-0
Indiana State	1987 (L, 10-7)	2024 (W, 20-4 [7 inn.])	10-4-0
Iowa	1975 (L, 6-0)	2008 (L, 6-3)	1-2-0
Jacksonville	1970 (L, 4-3)	2003 (W, 5-2 [11])	1-2-0
Jacksonville State	2005 (W, 14-5)	2005 (W, 14-5)	1-0-0
Kansas	2003 (L, 4-2)	2008 (W, 7-1)	1-2-0
Kent State	1996 (L, 12-8)	2010 (W, 7-1)	5-4-0
Kentucky	1905 (W, 7-2)	2024 (W, 12-4)	156-152-5
Kentucky State	1905 (W, 7-2)	1905 (W, 8-4)	3-0-0
Kenyon	1970 (W, 16-3)	1070 (W, 7-1)	2-0-0
Lambuth	1933 (W, 15-2)	1939 (W, 15-10)	14-0-0
LaSalle	1984 (W, 16-7)	1984 (W, 16-7)	1-0-0
Lewis	1978 (W, 4-3)	1978 (W, 3-1)	2-0-0
Lewis & Clark	1979 (W, 5-4)	1979 (W, 5-4)	1-0-0
Lipscomb	1936 (W, 8-2)	2024 (W, 15-4 [7 inn.])	60-23-0
Long Beach State	2013 (W, 10-4)	2018 (L, 4-3)	5-2-0
Louisiana	2018 (L, 3-0)	2024 (W, 7-4)	1-1-0
Louisiana Tech	2012 (L, 9-3)	2012 (L, 9-3)	0-1-0
Louisville	1971 (W, 2-0)	2024 (W, 4-2)	29-12-0
LSU	1954 (W, 5-3)	2024 (W, 13-3 [8 inn.])	48-62-0
Loyola Marymount	2023 (W, 2-1)	2023 (L, 9-6)	2-1-0
Manhattan	1927 (W, 4-2)	1927 (W, 4-2)	1-0-0
Marshall	1995 (W, 7-4)	1995 (W, 7-4)	1-0-0
Massachusetts	1973 (L, 2-0)	1973 (L, 2-0)	0-1-0
Maryland	2004 (W, 8-0)	2023 (W, 8-7)	2-0-0
Maryville	1932 (W, 12-9)	1932 (W, 9-5)	3-0-0
Memphis	1936 (W, 13-5)	2021 (W, 10-4)	18-14-0
Mercer	1901 (L, 6-4)	1923 (W, 9-8)	12-9-0
Miami	1973 (L, 6-5)	1974 (L, 7-1)	0-2-0
Miami (Ohio)	1950 (L, 7-5)	2008 (W, 4-3)	5-6-0
Michigan	1906 (W, 3-1)	2022 (W, 5-4)	22-23-0
Michigan State	1929 (W, 7-2)	2003 (W, 5-4)	1-3-0
Middle Tennessee	1926 (W, 6-4)	2024 (W, 14-1 [7 inn.])	102-47
Middle Tennessee Normal	1915 (L, 7-5)	1922 (W, 6-0)	5-1-0
Milligan	1908 (W, 5-2)	1908 (T, 2-2)	2-0-1
Minnesota	1924 (L, 6-3)	2023 (W, 4-0)	1-1-0
Mississippi	1900 (W, 6-5)	2023 (W, 7-2)	66-72-2
Mississippi A&M	1913 (W, 11-10)	1924 (L, 6-2)	8-13-2
Mississippi College	1920 (L, 8-1)	1920 (L, 4-3)	0-2-0
Mississippi State	1913 (W, 11-10)	2024 (W, 4-3)	59-76-2
Missouri	2013 (W, 11-5)	2024 (W, 3-1)	30-5-0
Monmouth	2013 (W, 5-1)	2013 (W, 13-1)	3-0-0
Montevello	1983 (L, 6-4)	1983 (L, 6-4)	0-1-0
Morehead State	1993 (L, 6-5)	2016 (W, 6-0)	6-2-0
Murfreesboro Teachers	1928 (W, 5-1)	1939 (L, 7-6)	2-2-0
Murray State	1949 (W, 12-6)	2006 (W, 7-1)	18-10-0

## Records vs. Opponents

Team	First Meeting	Last Meeting	W-L-T
Nebraska	2023 (L, 5-3)	2023 (L, 5-3)	0-1-0
New Mexico State	2022 (W, 21-1)	2022 (W, 22-1)	1-0-0
New Orleans	1980 (L, 8-2)	1980 (L, 8-2)	0-1-0
New York Tech	1990 (W, 11-2)	1990 (W, 11-2)	1-0-0
Niagara	2010 (W, 9-0)	2010 (W, 21-3)	3-0-0
North Alabama	2021 (W, 3-2)	2023 (W, 14-2)	2-0-0
North Carolina	2011 (W, 7-3)	2011 (W, 5-1)	2-0-0
North Carolina-Wilmington	2012 (W, 8-2)	2012 (W, 8-2)	1-0-0
North Carolina State	1973 (W, 4-2)	2021 (W, 3-1)	3-3-0
Northwestern	1999 (L, 7-6)	1999 (L, 7-6)	0-1-0
Northern Florida	1995 (L, 2-0)	1995 (L, 2-0)	0-1-0
Northern Illinois	1973 (W, 2-1)	2016 (W, 9-2)	2-0-0
Nashville	1912 (L, 9-0)	1926 (W, 9-6)	1-4-0
Nashville Terminals	1942 (W, 7-6)	1942 (W, 7-6)	1-0-0
Nashville Vols	1937 (L, 14-4)	1939 (L, 15-1)	0-2-0
Notre Dame	1923 (L, 3-1)	2003 (L, 3-1 [10])	2-4-0
Oakland	2005 (W, 8-3)	2012 (W, 11-4)	2-0-0
Oglethorpe	1918 (L, 1-0)	1969 (L, 9-1)	2-4-0
Ohio	1975 (L, 2-7)	2010 (W, 5-1)	9-3-0
Ohio State	1922 (W, 16-15)	1975 (L, 9-3)	2-2-0
Oklahoma	1978 (W, 8-7)	2008 (L, 11-10)	2-2-0
Oklahoma State	2010 (W, 7-6)	2023 (W, 11-9)	5-3-0
Old Dominion	2003 (L, 2-0)	2003 (L, 2-0)	0-1-0
Oregon	2012 (L, 4-2)	2023 (L, 8-7)	4-5-0
Oregon State	2008 (W, 8-1)	2022 (L, 7-6)	4-3-0
Pennsylvania	1898 (L, 10-0)	1898 (L, 7-3)	0-2-0
Pittsburgh	2006 (W, 2-1)	2007 (W, 4-3)	2-0-0
Penn State	1987 (W, 5-4)	1987 (W, 5-4)	1-0-0
Presbyterian	2013 (W, 5-2)	2021 (W, 10-0)	4-0-0
Princeton	1921 (L, 3-2)	2004 (W, 11-1)	1-2-0
Providence	1927 (W, 6-5)	1975 (L, 2-0)	2-1-0
Purdue	1947 (L, 10-3)	2011 (W, 9-0)	10-4-1
Quinnipiac	2015 (W, 9-2)	2015 (W, 8-0)	2-0-0
Radford	2015 (W, 21-0)	2016 (W, 21-0)	3-0-0
Rhode Island	2012 (W, 9-4)	2012 (W, 8-0)	3-0-0
Rice	1990 (L, 4-3)	2007 (W, 7-3)	1-2-0
Rockhurst	1999 (L, 8-5)	1999 (L, 8-5)	0-1-0
Rollins	1976 (L, 10-5)	1993 (W, 10-4)	3-5-0
Rutgers	2003 (W, 3-2 [12])	2003 (W, 3-2 [12])	1-0-0
St Bonaventure	1994 (W, 14-1)	1994 (W, 14-1)	1-0-0
St. John's	2001 (W, 7-2)	2018 (W, 2-0)	3-0-0
St Joseph's	1984 (W, 17-4)	1994 (W, 7-4)	6-0-0
Saint Louis	2020 (W, 10-2)	2020 (W, 10-2)	1-0-0
St Mary's	1978 (W, 6-3)	2017 (W, 9-1)	4-0-0
Sam Houston State	2018 (L, 7-6)	2018 (L, 7-6)	0-1-0
Samford	1983 (W, 18-0)	2019 (W, 11-6)	15-8-0
San Diego	2006 (L, 10-0)	2022 (W, 14-4)	10-5-0
Santa Clara	2015 (W, 6-5 [10])	2015 (W, 6-5 [10])	2-1-0
Sewanee	1886 (W, 10-2)	1969 (L, 5-2)	69-35-3
Seton Hall	1982 (W, 7-5)	1982 (W, 7-5)	1-0-0
Siena	2012 (W, 12-2)	2012 (W, 11-4)	2-0-0
South Alabama	1972 (L, 5-2)	2020 (W, 4-0)	6-5-0
South Carolina-Spartanburg	1987 (W, 14-3)	1987 (W, 14-3)	1-0-0
Southeast Missouri State	2008 (L, 12-8)	2019 (W, 11-3)	2-1-0
Southeast Oklahoma	1978 (W, 6-5)	1978 (W, 6-5)	1-0-0
South Carolina	1992 (L, 21-1)	2024 (L, 10-2)	41-65-0
Southeastern Louisiana	2017 (W, 9-6)	2017 (W, 4-2)	2-0-0
Southern California	1973 (W, 5-4)	2020 (L, 2-1)	3-2-0
Southern Illinois	1972 (W, 2-1)	2004 (W, 15-0)	3-2-0
Southern Illinois-Edwardsville	1974 (L, 5-2)	1974 (W, 10-4)	1-1-0
South Kentucky College	1908 (W, 6-3)	1908 (W, 15-6)	2-1-0
Southern Mississippi	1985 (L, 14-12)	1986 (L, 2-1)	1-3-0
Stanford	1973 (L, 6-0)	2021 (W, 6-5)	11-9-0
Stony Brook	2008 (W, 9-4)	2008 (W, 9-4)	1-0-0
Southwestern Baptist	1904 (W, 9-6)	1904 (W, 2-1)	2-1-0
Southwestern Presbyterian	1900 (W, 20-8)	1921 (W, 13-4)	21-6-1
Temple	2002 (W, 10-6)	2002 (W, 10-6)	1-0-0
Tennessee	1897 (W, 10-4)	2024 (L, 6-4)	162-187-2
Tennessee-Chattanooga	1909 (W, 19-1)	1980 (W, 7-3)	9-0-0
Tennessee-Martin	1995 (L, 11-9)	2024 (W, 5-4)	15-1-0
Tennessee State	1978 (W, 19-6)	1993 (W, 5-2)	15-1-1
Tennessee Tech	1928 (L, 3-2)	2024 (W, 8-7 [11 inn.])	50-23-0
Tennessee Temple	1987 (W, 14-1)	1987 (W, 14-1)	1-0-0

Team	First Meeting	Last Meeting	W-L-T
Tennessee Wesleyan	1986 (W, 12-5)	1986 (W, 12-5)	1-0-0
Texas	1900 (L, 3-2)	2024 (W, 14-11)	9-7-0
Texas A&M	2013 (L, 5-0)	2024 (L, 12-6)	10-16-0
Texas Christian	2015 (L, 4-2)	2023 (L, 11-4)	4-3-0
Toledo	2020 (W, 11-2)	2020 (11-2)	1-0-0
TPI	1942 (L, 7-4)	1942 (L, 7-4)	0-1-0
Trevecca	1977 (W, 8-7)	2003 (W, 4-0)	15-2-0
Troy	1939 (W, 4-2)	2011 (W, 10-2)	7-0-0
Tulane	1953 (L, 14-2)	1957 (L, 10-5)	3-7-0
Union	1971 (L, 8-7)	1979 (W, 15-2)	7-2-0
Univ. of Nashville	1893 (W, 5-1)	1906 (W, 18-5)	13-1-0
UMass-Lowell	2018 (W, 15-0)	2018 (W, 9-2)	3-0-0
US Navy Base	1939 (W, 12-8)	1939 (W, 12-8)	1-0-0
Valdosta State	1961 (W, 5-4)	1974 (W, 8-4)	5-1-0
Valparaiso	1998 (W, 16-7)	2024 (W, 3-2)	3-0-0
Vermont	2009 (W, 14-1)	2009 (W, 14-1)	3-0-0
Villanova	1985 (L, 5-3)	1985 (L, 5-3)	0-1-0
Virginia	1892 (W, 5-4)	2019 (W, 15-9)	6-3-0
Virginia Military Institute	1983 (W, 6-4)	2005 (W, 5-2)	3-0-0
Virginia Tech	1978 (L, 17-9)	1978 (L, 17-9)	0-1-0
Wagner	2022 (W, 12-7)	2022 (W, 15-5)	3-0-0
Wake Forest	1991 (W, 7-6)	1999 (L, 3-2)	1-1-0
Washington and Lee	1892 (L, 0-11)	1921 (W, 13-4)	2-1-0
Washington State	1973 (L, 6-2)	1973 (L, 6-2)	0-1-0
Washington	2016 (L, 9-8)	2016 (L, 9-8)	0-1-0
Washington University	1904 (W, 14-3)	1904 (W, 14-3)	1-0-0
Western Carolina	2008 (W, 5-3)	2008 (W, 11-4)	2-0-0
Western Illinois	1947 (W, 4-0)	1947 (W, 4-0)	1-0-0
Western Kentucky	1913 (L, 2-0)	2023 (W, 8-1)	71-31-2
Western Kentucky Normal	1926 (W, 6-3)	1926 (W, 6-3)	1-0-0
Western Kentucky Teachers	1936 (L, 8-1)	1941 (W, 7-4)	3-4-0
Western Michigan	1970 (W, 6-5)	1970 (W, 5-3)	2-0-0
West Tennessee Teach	1933 (W, 4-0)	1935 (W, 15-10)	7-2-0
West Virginia	1970 (L, 3-2)	2002 (W, 10-5)	5-4-0
William Carey	1986 (W, 6-4)	1986 (W, 6-4)	1-0-0
Winthrop	2014 (W, 9-1)	2014 (W, 4-1)	3-0
Wisconsin	1929 (W, N/A)	1931 (L 6-4)	1-4-0
Wisconsin-Eau Claire	1979 (W, 11-4)	1983 (W, 9-8)	5-0-0
Wisconsin-Super	1975 (W, 18-1)	1975 (W, 6-4)	3-0-0
Wittenberg	1960 (W, 13-12)	1964 (L, 7-3)	2-1-0
Wofford	2010 (W, 7-2)	2015 (W, 5-3)	5-0-0
Wright State	2009 (W, 12-3)	2021 (W, 1-0)	4-0-0
Xavier	1995 (L, 22-8)	2023 (L, 2-1)	8-4-0
Yale	1927 (L, 2-0)	2000 (W, 22-5)	2-1-0

# SEC Tournament History

★ 1980, 2007, 2019, 2023 SEC Tournament Champions ★  
28 Appearances ★ 60-43 Overall Record

**2024**  
Vanderbilt 6, Florida 3  
Vanderbilt 13, Tennessee 4  
Vanderbilt 4, Mississippi State 3  
Tennessee 6, Vanderbilt 4

**2023 • Tournament Champions**  
Vanderbilt 6, Auburn 4  
Florida 6, Vanderbilt 3  
Vanderbilt 9, Alabama 2  
Vanderbilt 11, Florida 6  
Vanderbilt 10, Texas A&M 4

**2022**  
Vanderbilt 3, Ole Miss 1  
Tennessee 10, Vanderbilt 1  
Kentucky 10, Vanderbilt 2

**2021**  
Vanderbilt 5, Ole Miss 4  
Arkansas 6, Vanderbilt 4  
Ole Miss 4, Vanderbilt 1

**2019 • Tournament Champions**  
Vanderbilt 11, Auburn 1 (8)  
Vanderbilt 1, Mississippi State 0  
Vanderbilt 13, LSU 4  
Vanderbilt 11, Ole Miss 10

**2018**  
Texas A&M 3, Vanderbilt 1

**2017**  
South Carolina 7, Vanderbilt 4 (11)

**2016**  
Vanderbilt 7, Missouri 0  
Vanderbilt 6, Texas A&M 5  
Ole Miss 12, Vanderbilt 9  
Texas A&M 13, Vanderbilt 3 (7)

**2015 • Tournament Runner-up**  
Vanderbilt 7, Missouri 6 (10 inn.)  
Texas A&M 6, Vanderbilt 1  
Vanderbilt 16, Alabama 1 (7 inn.)  
Vanderbilt 12, Texas A&M 3  
Florida 7, Vanderbilt 3

**2014**  
Vanderbilt 3, Tennessee 2  
LSU 11, Vanderbilt 1 (7 inn.)  
Ole Miss 7, Vanderbilt 2

**2013 • Tournament Runner-up**  
Texas A&M 5, Vanderbilt 0  
Vanderbilt 4, South Carolina 3 (10 inn.)  
Vanderbilt 3, Texas A&M 0  
Vanderbilt 16, Mississippi State 8  
LSU 5, Vanderbilt 4 (11 inn.)

**2012 • Tournament Runner-up**  
Vanderbilt 4, Georgia 1  
Vanderbilt 3, South Carolina 2  
Vanderbilt 2, Florida 1  
Vanderbilt 8, Florida 6  
Mississippi State 3, Vanderbilt 0

**2011 • Tournament Runner-up**  
Vanderbilt 10, Georgia 0 (7 inn.)  
Vanderbilt 7, South Carolina 2  
Vanderbilt 3, Arkansas 2  
Florida 5, Vanderbilt 0

**2010**  
Vanderbilt 2, Arkansas 0  
LSU 7, Vanderbilt 5  
Florida 5, Vanderbilt 2

**2009 • Tournament Runner-up**  
Vanderbilt 4, LSU 1  
Vanderbilt 5, South Carolina 4  
Vanderbilt 11, Arkansas 1  
LSU 6, Vanderbilt 2

**2008**  
Vanderbilt 7, Florida 3  
LSU 8, Vanderbilt 2  
Vanderbilt 7, South Carolina 5  
Vanderbilt 7, Ole Miss 4  
Ole Miss 8, Vanderbilt 7

**2007 • Tournament Champions**  
Tennessee 6, Vanderbilt 4  
Vanderbilt 3, Mississippi State 2  
Vanderbilt 15, Tennessee 2  
Vanderbilt 13, Ole Miss 1 (8)  
Vanderbilt 7, Ole Miss 6 (10)  
Vanderbilt 7, Arkansas 4

**2006 • Tournament Runner-up**  
Vanderbilt 9, Georgia 4  
Vanderbilt 11, South Carolina 1 (7)  
Georgia 5, Vanderbilt 4  
Vanderbilt 11, Georgia 1 (7)  
Ole Miss 9, Vanderbilt 3

**2004 • Tournament Runner-up**  
Vanderbilt 6, Georgia 0  
Vanderbilt 3, Florida 0  
Vanderbilt 6, Florida 5 (12)  
South Carolina 3, Vanderbilt 2

**2003**  
Auburn 3, Vanderbilt 1  
South Carolina 3, Vanderbilt 2

**1996**  
Mississippi State 8, Vanderbilt 5

**1995**  
Vanderbilt 9, Tennessee 4  
Vanderbilt 4, Florida 2  
Kentucky 9, Vanderbilt 6  
Tennessee 4, Vanderbilt 3

**1994 • Tournament Runner-up**  
Tennessee 20, Vanderbilt 12  
Vanderbilt 15, Florida 7  
Vanderbilt 15, Kentucky 6  
Vanderbilt 6, Georgia 1  
Vanderbilt 4, Tennessee 1  
Tennessee 6, Vanderbilt 3

**1993**  
Tennessee 7, Vanderbilt 4  
Vanderbilt 11, South Carolina 7  
Tennessee 11, Vanderbilt 5

**1992**  
LSU 7, Vanderbilt 2  
South Carolina 14, Vanderbilt 1

**1990**  
Vanderbilt 6, Georgia 3  
Vanderbilt 4, Auburn 3  
LSU 13, Vanderbilt 5  
Mississippi State 17, Vanderbilt 9

**1980 - Champions**  
Auburn 3, Vanderbilt 2  
Vanderbilt 11, Florida 7  
Vanderbilt 21, Ole Miss 0  
Vanderbilt 16, Auburn 3  
Vanderbilt 13, Auburn 0

**1977**  
Ole Miss 9, Vanderbilt 7  
Mississippi State 15, Vanderbilt 2

## Individual Records

**Hitting**  
At-Bats ..... 6 (13)  
Philip Clarke vs. Ole Miss (5.26.19)  
Runs ..... 6  
Charles DeFrance vs. Ole Miss (5.12.80)  
Hits ..... 5  
JJ Bleday vs. Auburn (5.22.19)  
RBI ..... 5  
Stephen Scott vs. Auburn (5.22.19)  
Doubles ..... 3 (2)  
Harrison Ray vs. Ole Miss (5.26.19)  
Triples ..... 1 (multiple)  
Home Runs ..... 2 (2)  
Dansby Swanson vs. Missouri (5.20.15)  
Total Bases ..... 12  
Charles DeFrance vs. Ole Miss (5.12.80)  
Walks ..... 3 (13)  
Harrison Ray vs. Duke (6.7.19)  
Strikeouts ..... 4 (2)  
Will Toffey vs. Indiana (5.30.15)  
Sacrifice Hits ..... 1 (multiple)  
Sacrifice Flies ..... 1 (multiple)  
Stolen Bases ..... 3 (3)  
Anthony Gomez vs. Florida (5.26.12)  
Stolen Bases Attempts ..... 4  
Anthony Gomez vs. Florida (5.26.12)  
Hit-by-Pitch ..... 3  
Boomer Whipple vs. Florida (5.20.94)

**Pitching**  
Innings Pitched ..... 9.0 (multiple)  
Mike Minor vs. LSU (5.20.09)  
Hits Allowed ..... 13  
Joe Barbao vs. Florida (5.20.94)  
Runs Allowed ..... 10  
Kyle Wright vs. Texas A&M (5.27.16)  
Earned Runs Allowed ..... 9  
Kyle Wright vs. Texas A&M (5.27.16)  
Walks ..... 9  
Barry Ralston vs. Florida (5.11.80)  
Strikeouts ..... 12  
Ryan Mullins vs. Florida (5.27.04)  
Wild Pitches ..... 3 (2)  
Hugh Fisher vs. LSU (5.25.19)  
Low Hit (Complete Game) ..... 3  
Jeremy Sowers vs. Georgia (5.26.04)  
Home Runs Allowed ..... 3 (2)  
Rick Giannola vs. Kentucky (5.21.94)

**Fielding**  
Putouts ..... 14 (2)  
Andrew Giobbi vs. South Carolina (5.21.09)  
Assists ..... 9  
Riley Reynolds vs. LSU (5.20.09)  
Errors ..... 2 (multiple)

## Team Records

**Hitting**  
At-Bats ..... 49  
vs. Ole Miss (5.12.80)  
Runs ..... 21  
vs. Ole Miss (5.12.80)  
Hits ..... 24  
vs. Ole Miss (5.12.80)  
RBI ..... 20  
vs. Ole Miss (5.12.80)  
Doubles ..... 8  
vs. Alabama (5.22.15)  
Triples ..... 2 (2)  
vs. Georgia (5.27.06)  
Home Runs ..... 4 (2)  
vs. Missouri (5.20.14)  
Total Bases ..... 98  
vs. Ole Miss (5.12.80)  
Sacrifice Hits ..... 3 (3)  
vs. Florida (5.26.12)  
Sacrifice Flies ..... 2 (7)  
vs. Alabama (5.22.15)  
Stolen Bases ..... 7  
vs. Florida (5.26.12)  
Stolen Base Attempts ..... 9  
vs. Florida (5.26.12)  
Hit-by-Pitch ..... 4 (2)  
vs. LSU (5.26.13)  
Left on Base ..... 16  
vs. Ole Miss (5.12.80)

**Pitching**  
Hits Allowed ..... 20  
vs. Tennessee (5.19.94)  
Fewest Hits Allowed ..... 1  
vs. Georgia (5.25.11)  
Most Walks ..... 8 (4)  
vs. Ole Miss (5.26.19)  
Fewest Walks ..... 0 (3)  
vs. Mississippi State (5.24.07)  
Strikeouts ..... 14  
vs. South Carolina (5.21.09)  
Wild Pitches ..... 3 (3)  
vs. LSU (5.25.19)  
Home Runs Allowed ..... 3 (5)  
vs. Texas A&M (5.21.15)

**Fielding**  
Assists ..... 17  
vs. LSU (5.20.09)  
Errors ..... 4  
vs. Texas A&M (5.27.16)

# NCAA Tournament Results

**2021 National Runner-Up ★ 2019 National Champions ★ 2014 National Champions ★ 2015 National Runner-Up ★ 22 Appearances ★ 10 Super Regionals ★ 5 College World Series ★ 81-49 Overall Record**

**2024**  
Regional • Clemson, S.C.  
 May 31 Coastal Carolina 13, Vanderbilt 3  
 June 1 High Point 10, Vanderbilt 9

**2023**  
Regional • Nashville, Tenn.  
 June 2 Vanderbilt 12, Eastern Illinois 2  
 June 3 Oregon 8, Vanderbilt 7  
 June 4 Xavier 2, Vanderbilt 1

**2022**  
Regional • Corvallis, Ore.  
 June 3 San Diego 3, Vanderbilt 2  
 June 4 Vanderbilt 21, New Mexico State 1  
 June 5 Vanderbilt 14, San Diego 4  
 June 5 Vanderbilt 8, Oregon State 1  
 June 6 Oregon State 7, Vanderbilt 6

**2021 • National Runner-up**  
Regional • Nashville, Tenn.  
 June 4 Vanderbilt 10, Presbyterian 0  
 June 5 Vanderbilt 4, Georgia Tech 3  
 June 6 Vanderbilt 14, Georgia Tech 11 (11)  
Super Regional • Nashville, Tenn.  
 June 11 Vanderbilt 2, East Carolina 0  
 June 12 Vanderbilt 4, East Carolina 1  
College World Series • Omaha, Neb.  
 June 19 Vanderbilt 7, Arizona 6 (12)  
 June 21 NC State 1, Vanderbilt 0  
 June 23 Vanderbilt 6, Stanford 5  
 June 25 Vanderbilt 3, NC State 1  
 June 28 Vanderbilt 8, Mississippi State 2  
 June 29 Mississippi State 13, Vanderbilt 2  
 June 30 Mississippi State 9, Vanderbilt 0

**2019 • National Champions**  
Regional • Nashville, Tenn.  
 May 31 Vanderbilt 8, Ohio State 2  
 June 1 Vanderbilt 8, Indiana State 5  
 June 2 Vanderbilt 12, Indiana State 1  
Super Regional • Nashville, Tenn.  
 June 7 Duke 18, Vanderbilt 5  
 June 8 Vanderbilt 3, Duke 0  
 June 8 Vanderbilt 13, Duke 2  
College World Series • Omaha, Neb.  
 June 16 Vanderbilt 3, Louisville 1  
 June 19 Vanderbilt 6, Mississippi State 3  
 June 21 Vanderbilt 3, Louisville 2  
 June 24 Michigan 7, Vanderbilt 4  
 June 25 Vanderbilt 4, Michigan 1  
 June 26 Vanderbilt 8, Michigan 2

**2018**  
Regional • Clemson, S.C.  
 June 1 Vanderbilt 2, St. John's 0  
 June 2 Vanderbilt 4, Clemson 3  
 June 3 Vanderbilt 19, Clemson 6  
Super Regional • Nashville, Tenn.  
 June 8 Mississippi State 10, Vanderbilt 8  
 June 9 Vanderbilt 4, Mississippi State 3  
 June 10 Mississippi State 10, Vanderbilt 6 (11)

**2017**  
Regional • Clemson, S.C.  
 June 2 Vanderbilt 13, St. John's 4  
 June 3 Vanderbilt 9, Clemson 4  
 June 4 Clemson 6, Vanderbilt 0  
 June 5 Vanderbilt 8, Clemson 0

Super Regional • Corvallis, Ore.  
 June 9 Oregon State 8, Vanderbilt 4  
 June 10 Oregon State 9, Vanderbilt 2

**2016**  
Regional • Nashville, Tenn.  
 June 4 Xavier 15, Vanderbilt 1  
 June 4 Washington 9, Vanderbilt 8

**2015 • National Runner-up**  
Regional • Nashville, Tenn.  
 May 29 Vanderbilt 9, Lipscomb 1  
 May 30 Vanderbilt 6, Indiana 4  
 June 1 Vanderbilt 21, Radford 0  
Super Regional • Champaign, Ill.  
 June 6 Vanderbilt 13, Illinois 0  
 June 8 Vanderbilt 4, Illinois 2  
College World Series • Omaha, Neb.  
 June 15 Vanderbilt 4, Cal State Fullerton 3  
 June 16 Vanderbilt 1, TCU 0  
 June 19 Vanderbilt 7, TCU 1  
 June 22 Vanderbilt 5, Virginia 1  
 June 23 Virginia 3, Vanderbilt 0  
 June 24 Virginia 4, Vanderbilt 2

**2014 • National Champions**  
Regional • Nashville, Tenn.  
 May 30 Vanderbilt 11, Xavier 0  
 May 31 Vanderbilt 7, Oregon 2  
 June 1 Vanderbilt 3, Oregon 2  
Super Regional • Nashville, Tenn.  
 June 6 Vanderbilt 11, Stanford 6  
 June 7 Stanford 5, Vanderbilt 4  
 June 8 Vanderbilt 12, Stanford 5  
College World Series • Omaha, Neb.  
 June 14 Vanderbilt 5, Louisville 3  
 June 16 Vanderbilt 6, UC Irvine 4  
 June 20 Texas 4, Vanderbilt 0  
 June 21 Vanderbilt 4, Texas 3 (10)  
 June 23 Vanderbilt 9, Virginia 8  
 June 24 Virginia 7, Vanderbilt 2  
 June 25 Vanderbilt 3, Virginia 2

**2013**  
Regional • Nashville, Tenn.  
 May 31 Vanderbilt 9, East Tennessee State 1  
 June 1 Vanderbilt 10, Illinois 4  
 June 2 Georgia Tech 5, Vanderbilt 0  
 June 3 Vanderbilt 7, Georgia Tech 1  
Super Regional • Nashville, Tenn.  
 June 8 Louisville 5, Vanderbilt 3  
 June 9 Louisville 2, Vanderbilt 1

**2012**  
Regional • Raleigh, N.C.  
 June 1 Vanderbilt 8, UNC-Wilmington 2  
 June 2 Vanderbilt 9, NC State 8  
 June 3 NC State 6, Vanderbilt 5  
 June 4 NC State 9, Vanderbilt 7

**2011 • College World Series**  
Regional • Nashville, Tenn.  
 June 3 Vanderbilt 10, Belmont 0  
 June 4 Vanderbilt 10, Troy 2  
 June 5 Vanderbilt 6, Belmont 1  
Super Regional • Nashville, Tenn.  
 June 10 Vanderbilt 11, Oregon State 1  
 June 11 Vanderbilt 9, Oregon State 3

College World Series • Omaha, Neb.  
 June 18 Vanderbilt 7, North Carolina 3  
 June 20 Florida 3, Vanderbilt 1  
 June 22 Vanderbilt 5, North Carolina 1  
 June 24 Florida 6, Vanderbilt 4

**2010**  
Regional • Louisville, Ky.  
 June 4 Vanderbilt 8, Illinois State 7 (13)  
 June 5 Louisville 7, Vanderbilt 1  
 June 6 Vanderbilt 10, Illinois State 4  
 June 6 Vanderbilt 7, Louisville 0  
 June 7 Vanderbilt 3, Louisville 2 (10)  
Super Regional • Tallahassee, Fla.  
 June 11 Florida State 9, Vanderbilt 8  
 June 12 Vanderbilt 6, Florida State 2  
 June 13 Florida State 7, Vanderbilt 6

**2009**  
Regional • Louisville, Ky.  
 May 29 Middle Tennessee 5, Vanderbilt 4  
 May 30 Vanderbilt 10, Indiana 0  
 May 31 Vanderbilt 6, Middle Tennessee 0  
 May 31 Vanderbilt 8, Louisville 4  
 June 1 Louisville 5, Vanderbilt 3

**2008**  
Regional • Tempe, Ariz.  
 May 30 Oklahoma 8, Vanderbilt 5  
 May 31 Vanderbilt 9, Stony Brook 4  
 June 1 Oklahoma 11, Vanderbilt 10

**2007**  
Regional • Nashville, Tenn.  
 June 1 Vanderbilt 2, Austin Peay 1 (11)  
 June 2 Michigan 4, Vanderbilt 3  
 June 3 Vanderbilt 11, Austin Peay 5  
 June 3 Vanderbilt 10, Michigan 7  
 June 4 Michigan 4, Vanderbilt 3 (10)

**2006**  
Regional • Atlanta, Ga.  
 June 2 Vanderbilt 5, Michigan  
 June 3 Georgia Tech 7, Vanderbilt 3  
 June 4 Vanderbilt 5, Michigan 4  
 June 4 Georgia Tech 8, Vanderbilt 4

**2004**  
Regional • Charlottesville, Va.  
 June 4 Vanderbilt 7, George Mason 3  
 June 5 Vanderbilt 11, Princeton 1  
 June 6 Vanderbilt 7, Virginia 3  
Super Regional • Austin, Texas  
 June 11 Texas 15, Vanderbilt 3  
 June 12 Texas 10, Vanderbilt 2

**1980**  
Regional • Tallahassee, Fla.  
 May 22 Western Kentucky 15, Vanderbilt 4  
 May 23 New Orleans 8, Vanderbilt 2  
 (game completed May 24 due to rain)

**1974**  
Regional • Starkville, Miss.  
 May 23 Vanderbilt 2, East Carolina 1  
 May 24 Miami 7, Vanderbilt 1  
 May 25 Georgia Southern 5, Vanderbilt 3

**1973**  
Regional • Starkville, Miss.  
 May 24 Vanderbilt 6, Georgia Southern 2  
 May 26 Vanderbilt 4, North Carolina State 2  
 May 26 Georgia Southern 5, Vanderbilt 2  
 May 28 Miami 6, Vanderbilt 5

# NCAA Tournament Records

## Individual Records

### Hitting

At-Bats .....	7 (4)
Connor Kaiser at Clemson (6.3.18)	
Runs .....	4 (3)
Enrique Bradfield Jr. and Spencer Jones vs. New Mexico State (6.4.22)	
Hits .....	5
Connor Kaiser at Clemson (6.3.18)	
RBI .....	10
Connor Kaiser at Clemson (6.3.18)	
Doubles .....	3 (2)
Julian Infante vs. Indiana State (6.1.19)	
Triples .....	1 (multiple)
Home Runs .....	3 (2)
Connor Kaiser at Clemson (6.3.18)	
Total Bases .....	14
Connor Kaiser at Clemson (6.3.18)	
Walks .....	3 (13)
Harrison Ray vs. Duke (6.7.19)	
Strikeouts .....	4 (2)
Will Toffey vs. Indiana (5.30.15)	
Sacrifice Hits .....	2 (2)
Jack Lupo vs. Georgia Tech (6.3.13)	
Sacrifice Flies .....	2
Anthony Gomez vs. Troy (6.4.11)	
Stolen Bases .....	4
Enrique Bradfield Jr. vs. Georgia Tech (6.6.21)	
Stolen Bases Attempts .....	4 (2)
Enrique Bradfield Jr. vs. Georgia Tech (6.6.21)	
Hit-by-Pitch .....	2 (5)
R. Wiseman • J. Kendall vs. Radford (5.31.15)	

### Pitching

Innings Pitched .....	9.0 (9)
Kumar Rocker vs. Duke (6.8.19)	
Walker Buehler vs. Oregon (6.1.14)	
Richie Goodenow vs. Louisville (6.6.10)	
Caleb Cotham vs. Middle Tennessee (5.31.09)	
David Price vs. Austin Peay (6.1.07)	
Matt Buschmann vs. Michigan (6.2.06)	
Ryan Mullins vs. Princeton (6.5.04)	
Jeff Peebles vs. Georgia Southern (5.24.73)	
Jeff Peebles vs. Miami (Fla.) (5.28.73)	
Hits .....	13
David Nenad vs. Western Kentucky (5.22.80)	
Runs .....	9
David Nenad vs. Western Kentucky (5.22.80)	
Earned Runs .....	9
David Nenad vs. Western Kentucky (5.22.80)	
Walks .....	6 (3)
Carson Fulmer vs. Texas (6.21.14)	
Strikeouts .....	19
Kumar Rocker vs. Duke (6.8.19)	
Wild Pitches .....	3
Carson Fulmer vs. Cal State Fullerton (6.12.15)	

### Fielding

Putouts .....	21
Shea Robin vs. Austin Peay (6.1.07)	
Assists .....	8
Dansby Swanson vs. Virginia (6.24.15)	
Errors .....	3
Ted Shipley vs. Miami (Fla.) (5.24.74)	
Passed Balls .....	2
Spencer Navin vs. Louisville (6.8.13)	

## Team Records

### Hitting

At-Bats .....	49
vs. Illinois State (6.4.10)	
Runs .....	21 (2)
vs. Radford (5.31.15)	
vs. New Mexico State (6.4.22)	
Hits .....	20 (2)
vs. Clemson (6.3.18)	
RBI .....	21
vs. New Mexico State (6.4.22)	
Doubles .....	8
vs. Clemson (6.3.17)	
Triples .....	4
vs. Radford (5.31.15)	
Home Runs .....	9
vs. Clemson (6.3.18)	
Total Bases .....	48
vs. Clemson (6.3.18)	
Sacrifice Hits .....	4 (2)
vs. St. John's (6.2.17)	
Sacrifice Flies .....	2 (8)
vs. St. John's (6.2.17)	
Stolen Bases .....	8
vs. UNC-Wilmington (6.1.12)	
Stolen Base Attempts .....	9
vs. UNC-Wilmington (6.1.12)	
Walks .....	11
vs. Clemson (6.3.18)	
Hit-by-Pitch .....	7
vs. Radford (5.31.15)	
Strikeouts .....	16
vs. Mississippi State (6.10.18)	
Left on Base .....	17 (3)
vs. Mississippi State (6.10.18)	

### Pitching

Innings Pitched .....	13.0 (2)
vs. Illinois State (6.4.10)	
Hits .....	15 (2)
Duke (6.7.19)	
Fewest Hits .....	0
Duke (6.8.19)	
Fewest Runs .....	0 (10)
Duke (6.8.19)	
Walks .....	12
New Orleans (5.23.80)	
Fewest Walks .....	0 (2)
Stanford (6.7.14)	
Strikeouts .....	22
Austin Peay (6.1.07)	
Wild Pitches .....	4
Duke (6.7.19)	

### Fielding

Assists .....	20
Virginia (6.24.15)	
Errors .....	6
Miami (Fla.) (5.24.74)	

### Miscellaneous

Margin of Victory .....	21
vs. Radford [21-0] (5.31.15)	

# NCAA Regional History

## 20 NCAA Regionals ★ 48-25 Record

### 2024 Clemson, S.C.

May 31 Coastal Carolina 13, Vanderbilt 3  
June 1 High Point 10, Vanderbilt 9

### 2023 Nashville, Tenn.

June 2 Vanderbilt 12, Eastern Illinois 2  
June 3 Oregon 8, Vanderbilt 7  
June 4 Xavier 2, Vanderbilt 1

### 2022 Corvallis, Ore.

June 3 San Diego 3, Vanderbilt 2  
June 4 Vanderbilt 21, New Mexico State 1  
June 5 Vanderbilt 14, San Diego 4  
June 5 Vanderbilt 8, Oregon State 1  
June 6 Oregon State 7, Vanderbilt 6

### 2021 - National Runner-up Nashville, Tenn.

June 4 Vanderbilt 10, Presbyterian 0  
June 5 Vanderbilt 4, Georgia Tech 3  
June 6 Vanderbilt 14, Georgia Tech 11 (11)

### 2019 - National Champions Nashville, Tenn.

May 31 Vanderbilt 8, Ohio State 2  
June 1 Vanderbilt 8, Indiana State 5  
June 2 Vanderbilt 12, Indiana State 1

### 2018 Clemson, S.C.

June 1 Vanderbilt 2, St. John's 0  
June 2 Vanderbilt 4, Clemson 3  
June 3 Vanderbilt 19, Clemson 6

### 2017 Clemson, S.C.

June 2 Vanderbilt 13, St. John's 4  
June 3 Vanderbilt 9, Clemson 4  
June 4 Clemson 6, Vanderbilt 0  
June 5 Vanderbilt 8, Clemson 0

### 2016 Nashville, Tenn.

June 4 Xavier 15, Vanderbilt 1  
June 4 Washington 9, Vanderbilt 8

### 2015 - National Runner-up Nashville, Tenn.

May 29 Vanderbilt 9, Lipscomb 1  
May 30 Vanderbilt 6, Indiana 4  
June 1 Vanderbilt 21, Radford 0

### 2014 - National Champions Nashville, Tenn.

May 30 Vanderbilt 11, Xavier 0  
May 31 Vanderbilt 7, Oregon 2  
June 1 Vanderbilt 3, Oregon 2

### 2013 Nashville, Tenn.

May 31 Vanderbilt 9, East Tennessee State 1  
June 1 Vanderbilt 10, Illinois 4  
June 2 Georgia Tech 5, Vanderbilt 0  
June 3 Vanderbilt 7, Georgia Tech 1

### 2012 Raleigh, N.C.

June 1 Vanderbilt 8, UNC-Wilmington 2  
June 2 Vanderbilt 9, NC State 8  
June 3 NC State 6, Vanderbilt 5  
June 4 NC State 9, Vanderbilt 7

### 2011 - College World Series Nashville, Tenn.

June 3 Vanderbilt 10, Belmont 0  
June 4 Vanderbilt 10, Troy 2  
June 5 Vanderbilt 6, Belmont 1

### 2010 Louisville, Ky.

June 4 Vanderbilt 8, Illinois State 7 (13)  
June 5 Louisville 7, Vanderbilt 1  
June 6 Vanderbilt 10, Illinois State 4  
June 6 Vanderbilt 7, Louisville 0  
June 7 Vanderbilt 3, Louisville 2 (10)

### 2009 Louisville, Ky.

May 29 Middle Tennessee 5, Vanderbilt 4  
May 30 Vanderbilt 10, Indiana 0  
May 31 Vanderbilt 6, Middle Tennessee 0  
May 31 Vanderbilt 8, Louisville 4  
June 1 Louisville 5, Vanderbilt 3

### 2008 Tempe, Ariz.

May 30 Oklahoma 8, Vanderbilt 5  
May 31 Vanderbilt 9, Stony Brook 4  
June 1 Oklahoma 11, Vanderbilt 10

### 2007 Nashville, Tenn.

June 1 Vanderbilt 2, Austin Peay 1 (11)  
June 2 Michigan 4, Vanderbilt 3  
June 3 Vanderbilt 11, Austin Peay 5  
June 3 Vanderbilt 10, Michigan 7  
June 4 Michigan 4, Vanderbilt 3 (10)

### 2006 Atlanta, Ga.

June 2 Vanderbilt 5, Michigan  
June 3 Georgia Tech 7, Vanderbilt 3  
June 4 Vanderbilt 5, Michigan 4  
June 4 Georgia Tech 8, Vanderbilt 4

### 2004 Charlottesville, Va.

June 4 Vanderbilt 7, George Mason 3  
June 5 Vanderbilt 11, Princeton 1  
June 6 Vanderbilt 7, Virginia 3

### 1980 Tallahassee, Fla.

May 22 Western Kentucky 15, Vanderbilt 4  
May 23 New Orleans 8, Vanderbilt 2  
(game completed on May 24 due to rain)

### 1974 Starkville, Miss.

May 23 Vanderbilt 2, East Carolina 1  
May 24 Miami 7, Vanderbilt 1  
May 25 Ga. Southern 5, Vanderbilt 3

### 1973 Starkville, Miss.

May 24 Vanderbilt 6, Georgia Southern 2  
May 26 Vanderbilt 4, North Carolina State 2  
May 26 Georgia Southern 5, Vanderbilt 2  
May 28 Miami 6, Vanderbilt 5

## Individual Records

### Hitting and Base Running Category

At-Bats..... 7 ..... 4x, last Connor Kaiser at Clemson (6/3/18)  
Runs..... 4 ..... 5x, last Enrique Bradfield Jr. and Spencer Jones vs. New Mexico State (6/4/22)  
Hits..... 5 ..... 2x, last Connor Kaiser at Clemson (6/3/18)  
RBI..... 10 ..... Connor Kaiser at Clemson (6/3/18)  
Doubles..... 3 ..... Twice, last Julian Infante vs. Indiana State (6/1/19)  
Triples..... 1 ..... 11x, last Philip Clarke vs. Indiana State (6/2/19)  
Home Runs..... 3 ..... Connor Kaiser at Clemson (6/3/18)  
Total Bases..... 14 ..... Connor Kaiser at Clemson (6/3/18)  
Walks..... 3 ..... 7x, last Pat DeMarco vs. Ohio State (5/31/19)  
Strikeouts..... 4 ..... 2x, last Connor Kaiser vs. Clemson (6/3/17)  
Sac Hits..... 2 ..... 3x, last Ro Coleman vs. St. John's (6/2/17)  
Sac Flies..... 2 ..... Anthony Gomez vs. Troy (6/4/11)  
Stolen Bases..... 4 ..... Enrique Bradfield Jr. vs. Georgia Tech (6/6/21)  
Stolen Bases Atts..... 4 ..... 2x, last Enrique Bradfield Jr. vs. Georgia Tech (6/6/21)  
Hit-by-Pitch..... 2 ..... 3x, last R. Wiseman, J. Kendall vs. Radford (5/31/15)

### Pitching Category

Innings Pitched..... 9.0 ..... 9x, last Drake Fellows vs. Ohio State (5/31/19)  
Walker Buehler vs. Oregon (6/1/14)  
Richie Goodenow vs. Louisville (6/6/10)  
Caleb Cotham vs. Middle Tennessee (5/31/09)  
David Price vs. Austin Peay (6/1/07)  
Matt Buschmann vs. Michigan (6/2/06)  
Ryan Mullins vs. Princeton (6/5/04)  
Jeff Peeples vs. Georgia Southern (5/24/73)  
Jeff Peeples vs. Miami (Fla.) (5/28/73)  
Most Hits..... 13 ..... David Nenad vs. Western Kentucky (5/22/80)  
Runs..... 9 ..... David Nenad vs. Western Kentucky (5/22/80)  
Earned Runs..... 9 ..... David Nenad vs. Western Kentucky (5/22/80)  
Walks..... 6 ..... Jack Armstrong vs. Illinois State (6/6/10)  
Strikeouts..... 17 ..... David Price vs. Austin Peay (6/1/07)  
Wild Pitches..... 2 ..... 3x, last Mason Hickman vs. Indiana State (6/2/19)  
Low Hit CG..... 2 ..... Richie Goodenow vs. Louisville (6/6/10)

### Fielding Category

Putouts..... 21 ..... Shea Robin vs. Austin Peay (6/1/07)  
Assists..... 7 ..... Brian Harris vs. Louisville (6/7/10)  
Errors..... 3 ..... Ted Shipley vs. Miami (Fla.) (5/24/74)  
Passed Balls..... 1 ..... 5x, last Stephen Scott at Clemson (6/3/18)

## Team Records

### Hitting and Base Running Category

At-Bats..... 49 ..... Illinois State (6/4/10)  
Runs..... 21 ..... 2x, last New Mexico State (6/4/22)  
Hits..... 20 ..... 2x, last Clemson (6/3/18)  
RBI..... 21 ..... New Mexico State (6/4/22)  
Doubles..... 8 ..... Clemson (6/3/17)  
Triples..... 4 ..... Radford (5/31/15)  
Home Runs..... 9 ..... Clemson (6/3/18)  
Total Bases..... 48 ..... Clemson (6/3/18)  
Sac Hits..... 4 ..... 2x, last St. John's (6/2/17)  
Sac Flies..... 2 ..... 8x, last St. John's (6/2/17)  
Stolen Bases..... 8 ..... UNC-Wilmington (6/1/12)  
SB Attempts..... 9 ..... UNC-Wilmington (6/1/12)  
Walks..... 11 ..... Clemson (6/3/18)  
Hit-by-Pitch..... 7 ..... Radford (5/31/15)  
Strikeouts..... 11 ..... 6x, last Clemson (6/3/18)  
Left on Base..... 17 ..... Twice, last Illinois State (6/6/10)

### Pitching Category

Innings Pitched..... 13.0 ..... Twice, last Illinois State (6/4/10)  
Most Hits..... 13 ..... Twice, last at NC State (6/4/12)  
Fewest Hits..... 2 ..... Twice, last Louisville (6/6/10)  
Fewest Runs..... 0 ..... 7x, last St. John's (6/1/18)  
Walks..... 12 ..... New Orleans (5/23/80)  
Fewest Walks..... 0 ..... UNC-Wilmington (6/1/12)  
Strikeouts..... 22 ..... Austin Peay (6/1/07)  
Wild Pitches..... 2 ..... 4x, last Indiana State (6/2/19)

### Fielding Category

Assists..... 18 ..... NC State (6/2/12)  
Errors..... 6 ..... Miami (Fla.) (5/24/74)

### Miscellaneous Category

Margin of Victory..... 21 ..... Radford - 21-0 (5/31/15)



# NCAA Super Regional History

## Individual Records

### Hitting and Base Running

Category		vs Opponent
At-Bats	6	5x, last C. Kaiser, S. Scott vs. Mississippi State (6/10/18)
Runs	3	5x, last Tyler Campbell at Illinois (6/6/15)
Hits	4	3x, last Bryan Reynolds vs. Stanford (6/6/14)
RBI	6	Aaron Westlake vs. Oregon State (6/11/11)
Doubles	2	3x, last Rhett Wiseman vs. Stanford (6/7/14)
Triples	1	4x, last Pat DeMarco vs. Duke (6/8/19)
Home Runs	3	Aaron Westlake vs. Oregon State (6/11/11)
Total Bases	12	Aaron Westlake vs. Oregon State (6/11/11)
Walks	3	4x, last Harrison Ray vs. Duke (6/7/19)
Strikeouts	4	Cesar Nichols at Texas (6/11/04)
Sac Hits	1	10x, last Tyler Campbell at Illinois (6/8/15)
Sac Flies	1	5x, last Stephen Scott vs. Duke (6/8/19)
Stolen Bases	2	4x, last Ethan Paul vs. Duke (6/9/19)
Stolen Bases Atts	2	4x, last Ethan Paul vs. Duke (6/9/19)
Hit-by-Pitch	1	Several times

### Pitching

Category		vs Opponent
Innings Pitched	9.0	Kumar Rocker vs. Duke (6/8/19)
Most Hits	8	4x, last Kyle Wright at Oregon State (6/10/17)
Runs	7	4x, last Drake Fellows vs. Duke (6/7/19)
Earned Runs	7	2x, last Kyle Wright at Oregon State (6/10/17)
Walks	5	Carson Fulmer at Illinois (6/6/15)
Strikeouts	19	Kumar Rocker vs. Duke (6/8/19)
Wild Pitches	2	4x, last Drake Fellows vs. Mississippi State (6/8/18)

### Fielding

Category		vs Opponent
Putouts	16	Ty Duvall vs. Duke (6/9/19)
Assists	6	Twice, last Philip Clarke vs. Duke (6/8/19)
Errors	2	Dansby Swanson vs. Stanford (6/8/14)
Passed Balls	2	Spencer Navin vs. Louisville (6/8/13)

## Team Records

### Hitting and Base Running

Category		vs Opponent
At-Bats	43	2x, last vs. Mississippi State (6/10/18)
Runs	13	Twice, last vs. Duke (6/9/19)
Hits	16	at Florida State (6/11/10)
RBI	12	vs. Duke (6/9/19)
Doubles	5	at Florida State (6/11/10)
Triples	1	4x, last vs. Duke (6/9/19)
Home Runs	5	vs. Duke (6/9/19)
Total Bases	33	at Florida State (6/11/10)
Sac Hits	3	at Florida State (6/12/10)
Sac Flies	1	5x, last vs. Duke (6/8/19)
Stolen Bases	6	2x, last at Illinois (6/8/15)
SB Attempts	6	2x, last at Illinois (6/8/15)
Walks	10	vs. Mississippi State (6/10/18)
Hit-by-Pitch	4	at Florida State (6/13/10)
Strikeouts	16	vs. Mississippi State (6/10/18)
Left on Base	17	vs. Mississippi State (6/10/18)

### Pitching

Category		vs Opponent
Innings Pitched	11.0	vs. Mississippi State (6/10/18)
Most Hits	16	at Texas (6/11/04)
Fewest Hits	0	vs. Duke (6/8/19)
Fewest Runs	0	3x, last vs. Duke (6/8/19)
Walks	9	vs. Mississippi State (6/10/18)
Fewest Walks	0	vs. Stanford (6/7/14)
Strikeouts	19	vs. Duke (6/8/19)
Wild Pitches	4	vs. Duke (6/7/19)

### Fielding

Category		vs Opponent
Assists	15	vs. Mississippi State (6/10/18)
Errors	3	2x, last vs. Mississippi State (6/8/18)

### Miscellaneous

Category		vs Opponent
Margin of Victory	11	Duke (6/9/19)

## 10 NCAA Super Regionals ★ 12-12 Record

### 2021 - National Runner-up

Super Regional - Nashville, Tenn.	
June 11	Vanderbilt 2, East Carolina 0
June 12	Vanderbilt 4, East Carolina 1

### 2019 - National Champions

Super Regional - Nashville, Tenn.	
June 7	Duke 18, Vanderbilt 5
June 8	Vanderbilt 3, Duke 0
June 8	Vanderbilt 13, Duke 2

### 2018

#### Super Regional - Nashville, Tenn.

June 8	Mississippi State 10, Vanderbilt 8
June 9	Vanderbilt 4, Mississippi State 3
June 10	Mississippi State 10, Vanderbilt 6 (11)

### 2017

#### Super Regional - Corvallis, Ore.

June 9	Oregon State 8, Vanderbilt 4
June 10	Oregon State 9, Vanderbilt 2

### 2015 - National Runner-up

#### Super Regional - Champaign, Ill.

June 6	Vanderbilt 13, Illinois 0
June 8	Vanderbilt 4, Illinois 2

### 2014 - National Champions

#### Super Regional - Nashville, Tenn.

June 6	Vanderbilt 11, Stanford 6
June 7	Stanford 5, Vanderbilt 4
June 8	Vanderbilt 12, Stanford 5

### 2013

#### Super Regional - Nashville, Tenn.

June 8	Louisville 5, Vanderbilt 3
June 9	Louisville 2, Vanderbilt 1

### 2011 - College World Series

#### Super Regional - Nashville, Tenn.

June 10	Vanderbilt 11, Oregon State 1
June 11	Vanderbilt 9, Oregon State 3

### 2010

#### Super Regional - Tallahassee, Fla.

June 11	Florida State 9, Vanderbilt 8
June 12	Vanderbilt 6, Florida State 2
June 13	Florida State 7, Vanderbilt 6

### 2004

#### Super Regional - Austin, Texas

June 11	Texas 15, Vanderbilt 3
June 12	Texas 10, Vanderbilt 2

# College World Series History

## 5 College World Series ★ 20-10 Record

### 2021 - National Runner-up

#### College World Series

June 19	Vanderbilt 7, Arizona 6 (12)
June 21	NC State 1, Vanderbilt 0
June 23	Vanderbilt 6, Stanford 5
June 25	Vanderbilt 3, NC State 1
June 28	Vanderbilt 8, Mississippi State 2
June 29	Mississippi State 13, Vanderbilt 2
June 30	Mississippi State 9, Vanderbilt 0

### 2019 - National Champions

#### College World Series

June 16	Vanderbilt 3, Louisville 1
June 19	Vanderbilt 6, Mississippi State 3
June 21	Vanderbilt 3, Louisville 2
June 24	Michigan 7, Vanderbilt 4
June 25	Vanderbilt 4, Michigan 1
June 26	Vanderbilt 8, Michigan 2

### 2015 - National Runner-up

#### College World Series

June 15	Vanderbilt 4, Cal State Fullerton 3
June 16	Vanderbilt 1, TCU 0
June 19	Vanderbilt 7, TCU 1
June 22	Vanderbilt 5, Virginia 1
June 23	Virginia 3, Vanderbilt 0
June 24	Virginia 4, Vanderbilt 2

### 2014 - National Champions

#### College World Series

June 14	Vanderbilt 5, Louisville 3
June 16	Vanderbilt 6, UC Irvine 4
June 20	Texas 4, Vanderbilt 0
June 21	Vanderbilt 4, Texas 3 (10)
June 23	Vanderbilt 9, Virginia 8
June 24	Virginia 7, Vanderbilt 2
June 25	Vanderbilt 3, Virginia 2

### 2011

#### College World Series

June 18	Vanderbilt 7, North Carolina 3
June 20	Florida 3, Vanderbilt 1
June 22	Vanderbilt 5, North Carolina 1
June 24	Florida 6, Vanderbilt 4

## Individual Records

### Hitting and Base Running

#### Category

		vs Opponent
At-Bats	6	Four players vs. Arizona (6/19/21)
Runs	2... 13x, last Jayson Gonzalez vs. Mississippi State (6/28/21)	
Hits	3	8x, last Enrique Bradfield Jr. vs. Stanford (6/23/21)
RBI	4	Stephen Scott vs. Mississippi State (6/19/19)
Doubles	2	3x, last Zander Wiel vs. Cal State Fullerton (6/12/15)
Triples	1	5x, last Enrique Bradfield Jr. vs. Mississippi State (6/29/21)
Home Runs	2	Twice, last Stephen Scott vs. Mississippi State (6/19/19)
Total Bases	8	Twice, last Stephen Scott vs. Mississippi State (6/19/19)
Walks	3	3x, last K. Ellison, V. Conde vs. Louisville (6/14/14)
Strikeouts	3	12x, last Ty Duvall/Julian Infante vs. Michigan (6/26/19)
Sac Hits	1	12x, last Harrison Ray vs. Michigan (6/25/19)
Sac Flies	1	8x, last Ethan Paul vs. Michigan (6/26/19)
Stolen Bases	2	3x, last Vince Conde vs. Texas (6/21/15)
Stolen Bases Atts	2	3x, last Vince Conde vs. Texas (6/21/15)
Hit-by-Pitch	1	19x, last Parker Noland/Tate Kolwyck vs. Mississippi State (6/28/21)

### Pitching

#### Category

		vs Opponent
Innings Pitched	8.0	Jack Leiter vs. NC State (6/19/21)
Most Hits	12	Sonny Gray vs. Florida (6/24/11)
Runs	6	Twice, last Tyler Beede vs. Virginia (6/24/14)
Earned Runs	6	Twice, last Tyler Beede vs. Virginia (6/24/14)
Walks	6	Carson Fulmer vs. Texas (6/21/14)
Strikeouts	15	Jack Leiter vs. NC State (6/19/21)
Wild Pitches	3	Carson Fulmer vs. Cal State Fullerton (6/12/15)

### Fielding

#### Category

		vs Opponent
Putouts	17	CJ Rodriguez vs. Arizona (6/19/21)
Assists	8	Dansby Swanson vs. Virginia (6/24/15)
Errors	2	Dominic Keegan vs. Arizona (6/19/21)
Passed Balls	1	3x, last Maxwell Romero Jr. vs. NC State (6/21/21)

## Team Records

### Hitting and Base Running

#### Category

		vs Opponent
At-Bats	49	vs. Arizona (6/19/21)
Runs	9	vs. Virginia (6/23/14)
Hits	14	vs. Arizona (6/19/21)
RBI	9	vs. Virginia (6/23/14)
Doubles	5	vs. Cal State Fullerton (6/12/15)
Triples	1	5x, last vs. Arizona (6/19/21)
Home Runs	2	5x, last vs. Mississippi State (6/29/21)
Total Bases	17	vs. Mississippi State (6/19/19)
Sac Hits	3	vs. TCU (6/16/15)
Sac Flies	2	vs. North Carolina (6/18/11)
Stolen Bases	5*	vs. UC Irvine (6/16/14)
SB Attempts	5	vs. UC Irvine (6/16/14)
Walks	9	vs. Louisville (6/14/14)
Hit-by-Pitch	2	6x, last vs. Mississippi State (6/28/21)
Strikeouts	14	vs. TCU (6/16/15)
Left on Base	13	3x, last vs. NC State (6/25/21)

\*CWS record

### Pitching

#### Category

		vs Opponent
Innings Pitched	12.0	vs. Arizona (6/19/21)
Most Hits	15	vs. Virginia (6/23/14)
Fewest Hits	3	vs. UC Irvine (6/16/14)
Fewest Runs	0	vs. TCU (6/16/15)
Walks	10	vs. Mississippi State (6/29/21)
Fewest Walks	1	4x, last vs. NC State (6/21/21)
Strikeouts	15	vs. NC State (6/21/21)
Wild Pitches	4	vs. Mississippi State (6/29/21)

### Fielding

#### Category

		vs Opponent
Assists	20	vs. Virginia (6/24/15)
Errors	3	4x, last vs. Mississippi State (6/30/21)

### Miscellaneous

#### Category

		vs Opponent
Margin of Victory	6	3x, last vs. Mississippi State, 8-2 (6/29/21)

# Hawkins Field Records

## Vanderbilt Individual Game Highs

Batting	
At bats	9 ..... Anthony Gomez vs. Louisville (5/11/10)
Runs scored	5 ..... Brian Harris vs. Georgia (4/30/10)
Hits	5 ..... Four times, last Ethan Paul vs. Florida (3/22/19)
RBI's	7 ..... 4x, last Pat DeMarco vs. Davidson (3/5/19)
Doubles	3 ..... Three times, last Julian Infante vs. Indiana State (6/1/19)
Triples	2 ..... Tony Kemp vs. Siena (3/13/12)
Home runs	3 ..... Aaron Westlake vs. Oregon State (6/11/11)
Total bases	12 ..... Aaron Westlake vs. Oregon State (6/11/11)
Walks	5 ..... JJ Bleday vs. Middle Tennessee (5/15/18)
Strikeouts	4 ..... seven times, last Austin Martin vs. UMass-Lowell (2/28/18)
Sac hits	3 ..... Riley Reynolds vs. UIC (3/6/09)
Sac flies	2 ..... Seven times, last Davis Diaz vs. Georgia State (5/6/2023)
Stolen bases	4 ..... Enrique Bradfield Jr. vs. Georgia Tech (6/4/21)
Hit by pitch	2 ..... 48 times
Caught stealing	2 ..... Four times, last Tony Kemp vs. Georgia Tech (6/3/13)
Runners LOB	10 ..... Curt Casali vs. LSU (4/24/11)
Fielding	
Putouts	21 ..... Shea Robin vs. Austin Peay (6/1/07)
Assists	11 ..... Ryan Klosterman vs. East Tenn. State (2/18/03)
Errors	3 ..... three times, last Riley Reynolds vs. Evansville (3/20/12)
Passed balls	3 ..... Three times, last Aaron Westlake vs. UIC (3/5/09)
Pitching	
Innings pitched	10.0 ..... David Price vs. Ole Miss (3/16/07)
Strikeouts	19 ..... Kumar Rocker vs. Duke (6/8/19)
Wild pitches	3 ..... seven times, last Maddux Conger vs. Austin Peay (2/27/18)
Hit batters	4 ..... three times, last Carter Holton vs. Kentucky (4/28/2023)

## Vanderbilt Team Superlatives

Batting	
At bats	63 ..... vs. Louisville (5/11/10)
Runs scored	24 ..... vs. Davidson (3/5/19)
Hits	24 ..... vs. Niagara (2/21/10)
RBI's	23 ..... vs. Davidson (3/5/19)
Doubles	10 ..... vs. Connecticut (3/1/02)
Triples	4 ..... vs. Radford (6/1/15)
Home runs	5 ..... vs. Duke (6/9/19)
Total bases	38 ..... vs. Tennessee Tech (4/30/19)
Walks	19 ..... vs. Middle Tennessee (5/15/18)
Strikeouts	19 ..... vs. Ole Miss (4/10/15)
Sac hits	4 ..... Twice, last vs. Georgia Tech (6/3/13)
Sac flies	5 ..... vs. Vermont (3/1/09)
Stolen bases	8 ..... vs. Southern Illinois (2/22/04)
Hit by pitch	6 ..... Three times, last vs. Rhode Island (3/4/12)
Caught stealing	4 ..... Twice, last vs. Georgia (3/23/12)
Runners LOB	18 ..... vs. Evansville (3/8/2023)
Hit into DP	5 ..... vs. Niagara (2/21/10)
Fielding	
Putouts	51 ..... twice, last vs. Evansville (3/8/2023)
Assists	22 ..... vs. Louisville (5/20/10)
Errors	5 ..... Three times, last vs. Evansville (3/20/12)
Passed balls	3 ..... Three times, last vs. UIC (3/5/09)
DPs turned	3 ..... 18 times, last vs. UCLA (2/25/2023)
Pitching	
Innings pitched	17.0 ..... twice, last vs. Evansville (3/8/2023)
Walks allowed	12 ..... vs. Austin Peay (2/27/19)
Strikeouts	22 ..... Twice, last vs. Ole Miss (4/10/15)
Hits allowed	24 ..... vs. Evansville (3/8/2023)
Wild pitches	4 ..... Five times, last vs. Duke (6/7/19)
Hit batters	5 ..... twice, last vs. Evansville (3/8/2023)

## Miscellaneous Records

Win-Loss All-Time.....	584-200-1 (.744)	Longest Game (Innings).....	17.0 vs. Evansville (3/8/23)
Most Wins in a Season .....	34 (2007, 2013)	Shortest Game (Innings).....	5.0, twice, last vs. UT-Martin (2/23/16)
Most Losses in a Season .....	12 (2005, 2006, 2012, 2022)	Most Combined Runs.....	33, South Carolina (20), Vanderbilt (13) (4/14/02)
Longest Win Streak .....	17 games (2/27-4/20/24)	Most Combined Hits.....	37, Vanderbilt (24), Niagara (13) (2/21/10)
Longest Losing Streak .....	Four Games (2/24-29/12)	Most Combined Errors.....	9, Belmont (5), Vanderbilt (4) (3/13/02)
Largest Attendance.....	3,802	Largest Margin of Victory.....	22 vs. Davidson (Vanderbilt 24, Davidson 2) (3/5/19)
	54 times, last vs. Tennessee (5/12/24)	Largest Margin of Defeat.....	15 vs. Western Kentucky (WKU 17, Vanderbilt 2) (3/16/10)
Longest Game (Time).....	5:33 vs. Louisville (5/11/10)		
Shortest Game - 9 Innings (Time).....	1:58 vs. Belmont (3/30/04)		

## Hawkins Field Facts

- Officially dedicated April 27, 2002
- Capacity (3,802) – 2,350 chairback seats; 1,452 bleacher seats
- Since 2015, Vanderbilt is 251-78-1 (.761) at Hawkins Field.
- There have been 191 total sellouts in the stadium's history.

## Yearly Records at Hawkins Field

2024.....	27-8	2008.....	22-9
2023.....	26-8	2007.....	34-4
2022.....	21-12	2006.....	23-12
2021.....	30-6	2005.....	23-12
2020.....	11-1	2004.....	28-5
2019.....	33-6	2003.....	19-10
2018.....	23-11	2002.....	15-20
2017.....	21-11-1	<b>Totals.....</b>	<b>584-200-1 (.744)</b>
2016.....	31-7		
2015.....	28-8		
2014.....	31-10		
2013.....	34-7		
2012.....	22-12		
2011.....	33-4		
2010.....	27-6		
2009.....	22-11		

## Hawkins Field Attendance Records

### Single Game

1. 3,802	54 games - most recent listed
	Tennessee ..... May 12, 2024
	Tennessee ..... May 11, 2024
	Tennessee ..... May 10, 2024
3,700	Tennessee ..... May 16, 2009
	Tennessee ..... May 15, 2009
	Florida ..... April 4, 2009
3,693	Arkansas ..... May 22, 2010
3,645	Tennessee ..... April 29, 2011

^ - NCAA Regional \* - NCAA Super Regional

### Three-Game Series

1. 11,406	Multiple times - most recent listed
	Tennessee ..... May 10-12, 2024
	Mississippi State..... April 26-28, 2024
	Florida..... April 18-20, 2024
8. 10,878	Florida..... May 7-9, 2015
	Stanford* ..... June 6-8, 2014
10. 10,661	Tennessee ..... March 27-29, 2015

^ - NCAA Regional \* - NCAA Super Regional

# Commodore Honors

## Golden Spikes Award

2007 David Price

## Golden Spikes Award (finalist)

2007 David Price  
Pedro Alvarez  
Tyler Beede  
2013 Carson Fulmer  
Dansby Swanson  
2015 JJ Bleday  
2019 Jack Leiter  
2021 Kumar Rocker

## Dick Howser Trophy

2007 David Price

## Brooks Wallace Award

2007 David Price  
2015 Dansby Swanson

## ABCA National Player of the Year

2015 Dansby Swanson

## Perfect Game National Player of the Year

2015 Dansby Swanson

## Baseball America National Player of the Year

2021 Kumar Rocker

## D1Baseball.com National Player of the Year

2015 Dansby Swanson

## Rawlings Gold Bat Award

2015 Dansby Swanson

## Rogers Clemens Award (National Pitcher of the Year)

2007 David Price  
2015 Carson Fulmer

## D1Baseball.com National Pitcher of the Year

2015 Carson Fulmer

## Perfect Game National Pitcher of the Year

2015 Carson Fulmer

## Baseball America National Freshman of the Year

2019 Kumar Rocker  
2021 Jack Leiter

## D1Baseball.com National Freshman of the Year

2019 Kumar Rocker

## Rawlings Gold Glove Award

2011 Sonny Gray  
2014 Vince Conde  
2017 Jeren Kendall  
2021 Enrique Bradfield Jr.  
2023 Enrique Bradfield Jr.

## National Coach of the Year

2014 Tim Corbin  
2019 Tim Corbin

## All-America (First Team)

1980 Scotti Madison • C ..... ABCA  
Sporting News  
1993 Vee Hightower • CF ..... Mizuno  
1999 Hunter Bledsoe • 3B ..... Collegiate Baseball  
College Baseball Insider  
2004 Warner Jones • DH ..... ABCA  
Baseball America  
2006 Pedro Alvarez • 3B ..... Baseball America  
2007 Pedro Alvarez • 3B ..... Baseball America  
NCBWA  
Rivals.com  
Dominic de la Osa • OF ..... ABCA  
Collegiate Baseball  
Rivals.com  
David Price • P ..... ABCA  
Baseball America  
Collegiate Baseball  
NCBWA  
Rivals.com  
Casey Weathers • P ..... ABCA  
Baseball America  
Collegiate Baseball  
Rivals.com  
2011 Sonny Gray • P ..... ABCA  
Perfect Game  
Jason Esposito • 3B ..... ABCA  
2013 Tony Kemp • 2B ..... ABCA  
Baseball America  
Collegiate Baseball  
NCBWA  
Perfect Game  
Tyler Beede • P ..... NCBWA  
2015 Carson Fulmer • P ..... ABCA  
Baseball America  
Collegiate Baseball  
D1Baseball.com  
NCBWA  
PG  
Dansby Swanson • SS ..... ABCA  
Baseball America  
D1Baseball.com  
NCBWA  
Perfect Game  
2019 JJ Bleday • OF ..... ABCA  
Baseball America  
Collegiate Baseball  
D1Baseball.com  
NCBWA  
Perfect Game  
Tyler Brown • P ..... Perfect Game  
Austin Martin • 3B ..... Baseball America  
D1Baseball.com  
Ethan Paul • SS ..... Perfect Game  
2020 Austin Martin • OF ..... Collegiate Baseball  
2021 Enrique Bradfield Jr. • OF ..... ABCA  
NCBWA  
Jack Leiter • RHP ..... ABCA  
Baseball America  
Collegiate Baseball  
D1Baseball.com  
NCBWA  
Perfect Game  
Kumar Rocker • RHP ..... ABCA  
Baseball America  
Collegiate Baseball  
D1Baseball.com  
NCBWA  
Perfect Game  
2022 Enrique Bradfield Jr. • OF ..... NCBWA

## All-America (Second Team)

1973 Jeff Peebles • P ..... Coaches  
1985 Joey Cora • SS ..... ABCA  
1993 Vee Hightower • CF ..... Baseball America  
NCBWA  
1994 Boomer Whipple • 3B ..... ABCA  
1998 Clinton Johnston • OF/P ..... Baseball America  
Baseball Weekly  
Collegiate Baseball  
Sporting News  
2004 Warner Jones • 2B ..... Collegiate Baseball  
NCBWA  
2007 Pedro Alvarez • 3B ..... ABCA  
Collegiate Baseball  
Dominic de la Osa • OF ..... Baseball America  
NCBWA  
Ryan Flaherty • SS ..... ABCA  
Rivals.com  
2011 Sonny Gray • P ..... Baseball America  
Grayson Garvin • P ..... Baseball America  
Collegiate Baseball  
Aaron Westlake • 1B ..... Baseball America  
Jason Esposito • 3B ..... Baseball America  
2013 Tyler Beede • P ..... ABCA  
Baseball America  
Collegiate Baseball  
Perfect Game  
Connor Harrell • OF ..... ABCA  
NCBWA  
2014 Dansby Swanson • 2B ..... Perfect Game  
2015 Rhet Wiseman • OF ..... Perfect Game  
2017 Kyle Wright • RHP ..... Baseball America  
2019 Tyler Brown • P ..... Collegiate Baseball  
NCBWA  
Drake Fellows • P ..... Collegiate Baseball  
NCBWA  
Austin Martin • 3B ..... ABCA  
Collegiate Baseball  
Patrick Raby • P ..... Collegiate Baseball  
2020 Mason Hickman • P ..... Collegiate Baseball  
2021 Enrique Bradfield Jr. • OF ..... Collegiate Baseball  
Perfect Game  
Dominic Keegan • 1B ..... Perfect Game  
2022 Enrique Bradfield Jr. • OF ..... ABCA  
Perfect Game

# Commodore Honors

## All-America (Third Team)

1984	Joey Cora • SS	ABCA
1987	Greg Smith • 1B	ABCA
1991	Greg Thomas • 1B	ABCA Baseball America
1993	Boomer Whipple • 3B	ABCA
1994	Nick Morrow • OF	ABCA
2004	Jeremy Sowers • LHP	Baseball America
2006	David Price • P	NCBWA
2007	Casey Weathers • P	NCBWA
2013	Brian Miller • P	Collegiate Baseball
	Mike Yastrzemski • OF	NCBWA
	Kevin Ziomek • P	Baseball America NCBWA
2014	Dansby Swanson • 2B	ABCA Baseball America Collegiate Baseball
	Vince Conde • SS	Perfect Game
2016	Jeren Kendall • OF	NCBWA
	Bryan Reynolds • OF	D1Baseball.com NCBWA
2017	Jeren Kendall • OF	Baseball America
2019	Philip Clarke • C	ABCA
	Drake Fellows • P	Perfect Game
	Austin Martin • 3B	NCBWA Perfect Game
2021	Enrique Bradfield Jr. • OF	D1Baseball.com
2022	Enrique Bradfield Jr. • OF	Baseball America D1Baseball.com
	Spencer Jones • OF	Perfect Game
2023	Enrique Bradfield Jr. • OF	NCBWA
	Nick Maldonado • P	NCBWA

## Freshman All-America (First Team)

1991	Vee Hightower • CF	Baseball America
	Greg Thomas • 1B	Baseball America Collegiate Baseball
1996	Clinton Johnston • OF	Baseball America
1999	Aaron Fausett • OF	Baseball America
2002	Jeremy Sowers • P	Collegiate Baseball
2003	Jensen Lewis • P	Collegiate Baseball
2005	David Price • P	Collegiate Baseball
2006	Pedro Alvarez • 3B	Baseball America Collegiate Baseball
2007	Mike Minor • P	Baseball America Collegiate Baseball
2009	Sonny Gray • P	Collegiate Baseball
	Riley Reynolds • IF	Collegiate Baseball
	Aaron Westlake • IF	Collegiate Baseball
2010	Anthony Gomez • IF	Baseball America Collegiate Baseball
2011	Tony Kemp • OF	Baseball America Collegiate Baseball Perfect Game
	Conrad Gregor • DH	Collegiate Baseball
2013	Carson Fulmer • P	Collegiate Baseball
	Xavier Turner • 3B	Baseball America Collegiate Baseball
2014	Bryan Reynolds • OF	Baseball America Collegiate Baseball NCBWA Perfect Game
	Hayden Stone • P	Perfect Game
2015	Jeren Kendall • OF	Baseball America Collegiate Baseball D1Baseball.com
	Will Toffey • 3B	Collegiate Baseball
	Kyle Wright • P	Baseball America Collegiate Baseball D1Baseball.com
2016	Alonzo Jones • DH/UT	Collegiate Baseball
	Ethan Paul • DH/UT	Collegiate Baseball
	Patrick Raby • P	Collegiate Baseball
2018	Philip Clarke • DH	Collegiate Baseball
	Pat DeMarco • OF	Collegiate Baseball
	Mason Hickman • P	Collegiate Baseball
	Austin Martin • OF	Collegiate Baseball
2019	Kumar Rocker • P	Baseball America D1Baseball.com
2020	Jack Leiter • P	Collegiate Baseball
2021	Enrique Bradfield Jr. • OF	Baseball America Collegiate Baseball D1Baseball.com NCBWA Perfect Game
2022	Carter Holton • P	Baseball America Collegiate Baseball D1Baseball.com Perfect Game
	Devin Futrell • P	Collegiate Baseball

## Freshman All-America (Second Team)

1991	Nick Morrow • OF	Baseball America
1997	Matt Kata • SS	Baseball America
1997	Damon Yee • P	Baseball America Collegiate Baseball
1999	Karl Nonemaker • OF	Baseball America
1999	Mark Prior • UTL	Baseball America
2005	David Price • P	Baseball America
2011	T.J. Pecoraro • P	NCBWA
	Kevin Ziomek • P	NCBWA
2014	Hayden Stone • P	Baseball America
2015	Jeren Kendall • OF	Perfect Game
	Will Toffey • 3B	Baseball America D1Baseball.com Perfect Game
	Kyle Wright • P	Perfect Game
2016	Alonzo Jones • DH/UT	Baseball America
2018	Austin Martin • UT/3B/OF	Baseball America NCBWA Perfect Game
2019	Kumar Rocker • P	Perfect Game
2022	Devin Futrell • P	Perfect Game
	Carter Holton • P	NCBWA

## Freshman All-America (Honorable Mention)

1999	Aaron Fausett • OF	Collegiate Baseball
1999	Karl Nonemaker • OF	Collegiate Baseball
2000	Taylor Childress • P	Collegiate Baseball
2001	Robert Ransom • P	Collegiate Baseball
2006	Ryan Flaherty • IF	Collegiate Baseball

# Commodore Honors

## College World Series Most Outstanding Player

2014 Dansby Swanson  
2019 Kumar Rocker

## College World Series All-Tournament Team

2011 Tony Kemp, OF  
Connor Harrell, OF  
2014 Dansby Swanson, 2B  
Tyler Campbell, 3B  
John Norwood, OF  
Rhett Wiseman, OF  
2015 Zander Wiel, 1B  
Bryan Reynolds, OF  
2019 Philip Clarke, C  
Austin Martin, 3B  
JJ Bleday, OF  
Kumar Rocker, P  
2021 Jack Leiter, P

## NCAA Regional Most Valuable Players

2004 Cesar Nicolas, DH  
2010 Richie Goodenow, P  
2011 Jason Esposito, 3B  
2013 Mike Yastrzemski, OF  
2014 Tyler Beede, P  
2015 Dansby Swanson, SS  
2017 Will Toffey, OF  
2018 Connor Kaiser, SS  
2019 Julian Infante, 1B  
2021 Dominic Keegan, 1B  
2022 Spencer Jones, OF

## 2004 Charlottesville (Va.) Regional All-Tournament

Warner Jones, 2B  
Ryan Klosterman, SS  
Worth Scott, OF  
Aaron Garza, OF  
Antoan Richardson, OF  
Cesar Nicolas, DH  
Jeremy Sowers, P  
MVP – Cesar Nicolas, DH

## 2006 Atlanta Regional All-Tournament

Pedro Alvarez, 3B  
Ryan Davis, OF  
Matt Buschmann, P

## 2007 Nashville Regional All-Tournament

Ryan Flaherty, 3B  
Matt Meingasner, CF  
David Macias, RF  
Dominic de la Osa, DH/UTL  
David Price, P

## 2008 Tempe (Ariz.) Regional All-Tournament

Steven Liddle, OF

## 2009 Louisville (Ky.) Regional All-Tournament

Andrew Giobbi, C  
Riley Reynolds, 2B  
Jason Esposito, 3B  
Aaron Westlake DH/UTL  
Caleb Cotham, P

## 2010 Louisville (Ky.) Regional All-Tournament

Aaron Westlake, 1B  
Jason Esposito, 3B  
Joe Loftus, OF  
Connor Harrell, OF  
Richie Goodenow, P  
MVP – Richie Goodenow, P

## 2011 Nashville Regional All-Tournament

Aaron Westlake, 1B  
Bryan Reynolds, 2B  
Jason Esposito, 3B  
Anthony Gomez, SS  
Mike Yastrzemski, OF  
Conrad Gregor, DH/UTL  
Sonny Gray, P  
Taylor Hill, P  
MVP – Jason Esposito, 3B

## 2012 Raleigh (N.C.) Regional All-Tournament

Spencer Navin, C  
Conrad Gregor, 1B  
Anthony Gomez, SS  
Mike Yastrzemski, OF  
T.J. Pecoraro, P  
Tyler Beede, P

## 2013 Nashville Regional All-Tournament

Spencer Navin, C  
Conrad Gregor, 1B  
Tony Kemp, 2B  
Xavier Turner, 3B  
Mike Yastrzemski, OF  
Kevin Ziomek, P  
MVP – Mike Yastrzemski, OF

## 2014 Nashville Regional All-Tournament

Dansby Swanson, 2B  
Vince Conde, SS  
Bryan Reynolds, OF  
Tyler Beede, P  
Walker Buehler, P  
MVP – Tyler Beede, P

## 2015 Nashville Regional All-Tournament

Zander Wiel, 1B  
Dansby Swanson, SS  
Rhett Wiseman, OF  
Bryan Reynolds, OF  
Jeren Kendall, OF  
Ro Coleman, DH/UTL  
Carson Fulmer, P  
MVP – Dansby Swanson, SS

## 2016 Nashville Regional All-Tournament

Jeren Kendall, OF

## 2017 Clemson (S.C.) Regional All-Tournament

Will Toffey, OF  
Ro Coleman, OF  
Jeren Kendall, OF  
Kyle Wright, P  
MVP – Will Toffey

## 2018 Clemson (S.C.) Regional All-Tournament

Ethan Paul, 3B  
Connor Kaiser, SS  
Austin Martin, OF  
Philip Clarke, DH/UTL  
Drake Fellows, P  
MVP – Connor Kaiser, SS

## 2019 Nashville Regional All-Tournament

Julian Infante, 1B  
Austin Martin, 3B  
Kumar Rocker, P  
Drake Fellows, P  
MVP – Julian Infante, 1B

## 2021 Nashville Regional All-Tournament

Dominic Keegan, 1B  
Enrique Bradfield Jr., OF  
Troy LaNeve, OF  
Isaiah Thomas, OF  
Jack Leiter, P  
MVP – Dominic Keegan, 1B

## 2022 Corvallis Regional All-Tournament

Tate Kolwyck, 2B  
Parker Noland, 3B  
Spencer Jones, OF  
Javier Vaz, DH  
Devin Futrell, P  
MVP – Spencer Jones, OF

## 2023 Nashville Regional All-Tournament

Alan Espinal, C  
Jonathan Vastine, SS

# Commodore Honors

## All-South/Southeast Region (First Team)

1972	Steve Estep, 2B
1973	Jeff Peeples, P
1974	Ted Shipley, SS
1975	Rick Duncan, OF
1976	Steve Chandler, OF
1977	Jerry Robertson, OF
1977	Mike Wright, C
1978	Scotti Madison, OF
1978	Jerry Williams, C
1980	Scotti Madison, C
1980	Bill Hench, 3B
1984	Joey Cora, SS
1985	Joey Cora, SS
1987	Greg Smith, 1B
1991	Greg Thomas, 1B
1993	Vee Hightower, CF
1993	Boomer Whipple, 3B
1994	Boomer Whipple, 3B
1999	Hunter Bledsoe, 3B
1999	Karl Nonemaker, OF
2000	Karl Nonemaker, OF
2003	Jeremy Sowers, LHP
2004	Warner Jones, 2B
	Ryan Klosterman, SS
	Jeremy Sowers, LHP
2006	Pedro Alvarez, 3B
	David Price LHP
2007	Pedro Alvarez, 3B
	Dominic de la Osa OF
	Ryan Flaherty, SS
	David Price P
	Casey Weathers, P
2008	David Macias, OF
2009	Steven Liddle, OF
2013	Tyler Beede, P
	Tony Kemp, 2B
	Connor Harrell, OF
	Mike Yastrzemski, OF
2014	Dansby Swanson, 2B
2015	Carson Fulmer, P
	Dansby Swanson, SS
2019	JJ Bleday, OF
	Philip Clarke, C
	Austin Martin, 3B
	Tyler Brown, RP
2021	Enrique Bradfield Jr., OF
	Dominic Keegan, 1B
	Jack Leiter, P
	Kumar Rocker, P
2022	Enrique Bradfield Jr., OF
	Carter Holton, P
	Dominic Keegan, 1B

## All-South/Southeast Region (Second Team)

2004	Cesar Nicolas, 1B/DH
2008	Pedro Alvarez, 3B
2009	Aaron Westlake DH
2014	Vince Conde, SS
	Carson Fulmer, P
2016	Bryan Reynolds, OF
2019	Ethan Paul, SS
	Drake Fellows, P
2021	Isaiah Thomas, OF
2022	Spencer Jones, OF
2023	Enrique Bradfield Jr., OF
	Devin Futrell, P
	Nick Maldonado, P
	Hunter Owen, P
2024	Alan Espinal, C
	JD Thompson, P

## SEC Player of the Year

1999	Hunter Bledsoe, 3B
2013	Tony Kemp, 2B
2019	JJ Bleday, OF

## SEC Pitcher of the Year

2007	David Price, LHP
2011	Grayson Garvin, LHP
2015	Carson Fulmer, RHP

## SEC Freshman of the Year

2006	Pedro Alvarez, 3B
2011	Tony Kemp, OF
2021	Enrique Bradfield Jr., OF

## SEC Newcomer of the Year

2021	Jack Leiter, P
------	----------------

## SEC Coach of the Year

2007	Tim Corbin
2013	Tim Corbin
2019	Tim Corbin

## SEC Legends

2015	Larry Schmittou
2019	Jeremy Sowers

## All-SEC (First Team)

1954	Charles Hawkins, P
1956	Bob Gregor, C
1971	Steve Estep, 2B
	Jerry Reasonover, UT
	Jeff Peeples, P
1972	Bill Winchester, 1B
	Steve Estep, 2B
	Jeff Peeples, P
1973	Ted Shipley, SS
	Rick Duncan, OF
	Greg Collins, C
	Jeff Peeples, P
1974	Ted Shipley, SS
	Rick Duncan, OF
	Rick Rhodes, P
1975	Rick Duncan, OF
	Gene Menees, 2B
1976	Steve Chandler, OF
1977	Jerry Robertson, OF
	Mike Wright, C
1978	Scotti Madison, OF
	Jerry Williams, C
1979	Scotti Madison, C
	Jack Nuismer, P
1980	Scotti Madison, C
	Bill Hench, 3B
1982	Erez Borowsky, C
1983	Darren Puskarich, C
1984	Joey Cora, SS
1985	Joey Cora, SS
1987	Greg Smith, 1B
1990	JoJo Smith, P
	Jim Schiffman, OF
1993	Vee Hightower, OF
	Boomer Whipple, 3B
1994	Boomer Whipple, 3B
1995	Josh Paul, OF
1998	Clinton Johnston, OF
1999	Hunter Bledsoe, 3B
2004	Warner Jones, 2B
	Ryan Klosterman, SS
2006	Pedro Alvarez, 3B
2007	Pedro Alvarez, 3B

2008	Dominic de la Osa, OF
	David Price, P
	Casey Weathers, P
	Pedro Alvarez, 3B
	David Macias, OF
2009	Brian Harris, SS
2010	Anthony Gomez, 2B
2011	Aaron Westlake, 1B
	Tony Kemp, OF
	Grayson Garvin, LHP
	Anthony Gomez, SS
2012	Anthony Gomez, SS
2013	Tony Kemp, 2B
	Mike Yastrzemski, OF
2014	Dansby Swanson, 2B
	Vince Conde, SS
2015	Carson Fulmer, RHP
2017	Jeren Kendall, OF
	Kyle Wright, RHP
2019	Philip Clarke, C
	Austin Martin, 3B
	JJ Bleday, OF
	Tyler Brown, RP
2021	Enrique Bradfield Jr., OF
	Jack Leiter, P
	Kumar Rocker, P
2022	Enrique Bradfield Jr., OF
	Dominic Keegan, 1B

## All-SEC (Second Team)

1960	Channing Workman, 3B
1988	Jim Schiffman, OF
1989	Bob Schabes, DH
1991	Greg Thomas, 1B
1992	Jeff Martin, C
1993	Greg Thomas, 1B
1994	Nick Morrow, OF
1995	Boomer Whipple, 3B
1997	Clinton Johnston, OF
2003	Jeremy Sowers, LHP
2004	Jeremy Sowers, LHP
2005	Jensen Lewis, RHP
2006	David Price, LHP
2007	Ryan Flaherty, SS
2008	Dominic de la Osa, OF
	Alex Feinberg, 2B
	Ryan Flaherty, SS
2009	Steven Liddle, OF
2010	Sonny Gray, RHP
2011	Jason Esposito, 3B
	Conrad Gregor, DH
	Sonny Gray, RHP
2013	Tyler Beede, RHP
	Connor Harrell, OF
2014	Carson Fulmer, RHP
2015	Dansby Swanson, SS
2016	Jeren Kendall, OF
	Bryan Reynolds, OF
	Kyle Wright, RHP
2017	Jeren Kendall, OF
	Kyle Wright, OF
2022	Spencer Jones, OF
2023	Enrique Bradfield Jr., OF
	Devin Futrell, LHP
	Nick Maldonado, RHP

## All-SEC Defensive Team

2008	David Macias, OF
2009	Brian Harris, SS
2010	Sonny Gray, P
2011	Sonny Gray, P
	Jason Esposito, 3B

2013	Tony Kemp, 2B
	Mike Yastrzemski, OF
2014	Carson Fulmer, P
2015	Carson Fulmer, P
2016	Jordan Sheffield, P
2017	Jeren Kendall, OF
2018	Connor Kaiser, SS
2019	Julian Infante, 1B
	Austin Martin, 3B
2021	Enrique Bradfield Jr., OF
2022	Enrique Bradfield Jr., OF
2023	Enrique Bradfield Jr., OF
	Davis Diaz, 3B

## All-SEC East

1963	Elliot Hembree, UT
1969	Jimmy Conn, UT
	Elliott Jones, P
1970	Bill Winchester, 1B
1971	Mike Willis, P
1972	Mike Willis, P
1974	Steve Tinsley, C
1976	Bill Hardin, 3B
1982	Charles DeFrance, OF
	Brian Farley, P
	Cam Stubbs, UT
	Tim Turner, 2B
1983	Doug Fair, OF
1985	Mark Ambrose, P
	Benton Patton, OF

## SEC All-Freshman

2006	Pedro Alvarez, 3B
2008	Russell Brewer, RHP
2009	Riley Reynolds, 2B
	Aaron Westlake, DH
2010	Anthony Gomez, 2B
	Connor Harrell, OF
2011	Conrad Gregor, DH
	Tony Kemp, OF
	Kevin Ziomek, LHP
2012	Tyler Beede, RHP
2013	Carson Fulmer, RHP
	Xavier Turner, 3B
	Zander Wiel, DH
2014	Bryan Reynolds, OF
2015	Jeren Kendall, OF
	Will Toffey, 3B
	Kyle Wright, RHP
2016	Connor Kaiser, SS
	Ethan Paul, DH
2019	Kumar Rocker, RHP
2021	Enrique Bradfield Jr., OF
	Jack Bulger, UTL
2022	Devin Futrell, P
	Carter Holton, P
2023	RJ Austin, UTL

## SEC All-Newcomer

2021	Jack Leiter, P
	Carter Young, SS

## SEC Tournament Most Valuable Player

1980	Dave Nenad, DH
2007	Pedro Alvarez, 3B
2019	JJ Bleday, OF
2023	RJ Austin, UTL

# Commodore Honors

## SEC All-Tournament Team

1980	Mike Pike, 1B
	Charles DeFrance, 2B
	Bill Hench, 3B
	Scotti Madison, C
	Jerry Williams, OF
	Dan Jahnke, P
	Dave Nenad, DH
1990	Jeff Martin, C
	Todd Muckerheide, DH
1993	Nick Morrow, 2B
1994	Boomer Whipple, 3B
	Stephen Wix, C
	Nick Morrow, OF
	Craig Sands, OF
1995	Josh Paul, OF
	Ryan Brown, DH
2004	Cesar Nicolas, DH/1B
	Warner Jones, 2B
	Ryan Klosterman, SS
	Jonathan Douillard, C
	Jeremy Sowers, LHP
2006	Pedro Alvarez, 3B
	Dominic de la Osa, OF
	Ryan Flaherty, SS
	Shea Robin, DH
2007	Pedro Alvarez, 3B
	Dominic de la Osa, OF
	Ryan Flaherty, SS
	Shea Robin, C
2008	Ryan Flaherty, SS
	Andrew Giobbi, 1B
2009	Andrew Giobbi, C
	Mike Minor, LHP
	Steven Liddle, OF
2010	Aaron Westlake, DH
2011	Sonny Gray, RHP
	Aaron Westlake, 1B
	Riley Reynolds, 2B
	Jason Esposito, 3B
	Conrad Gregor, DH
2012	Spencer Navin, C
	Connor Harrell, OF
	Mike Yastrzemski, OF
2013	Tony Kemp, 2B
	Conrad Gregor, 1B
	Connor Harrell, OF
	Zander Wiel, DH
	Tyler Beede, P
2015	Jeren Kendall, OF
	Bryan Reynolds, OF
	Dansby Swanson, SS
	Will Toffey, 3B
	Zander Wiel, 1B
2019	JJ Bleday, OF
	Pat DeMarco, OF
2021	Isaiah Thomas, OF
2023	RJ Austin, 2B
	Chris Maldonado, DH
2024	Calvin Hewett, OF

## SEC Player of the Week

1987	David Joine ..... 3.3
	Brad Harvie ..... 4.2
1988	Jim Schifman ..... 4.18
1989	Jamie Abbgg ..... 4.19
1993	Vee Hightower ..... 4.12
1994	Nick Morrow ..... 5.17
1996	Josh Adeeb ..... 4.15
1997	Josh Adeeb ..... 4.28
2000	Karl Nonemaker ..... 4.1
2001	Ulises Cabrera ..... 3.12
2003	Warner Jones ..... 5.2
2004	Warner Jones ..... 3.29
2005	Mike Baxter ..... 4.4
2006	Pedro Alvarez ..... 4.17
2017	Jeren Kendall ..... Week 6
2019	Austin Martin ..... Week 1
	JJ Bleday ..... Week 7
	Stephen Scott ..... Week 14
2021	Dominic Keegan ..... Week 2
	Jayson Gonzalez ..... Week 7
	Troy LaNeve ..... Week 14
2022	Tate Kolwyck ..... Week 5
	Enrique Bradfield Jr. .... Week 13
2023	Parker Noland ..... Week 6
2024	Alan Espinal ..... Week 5
	Jayden Davis ..... Week 8

## SEC Pitcher of the Week

1985	Joey Cora ..... 4.3
1986	Cam Hazen ..... 3.24
	Kelly Klippenstein ..... 4.24
1989	Mike McLochlin ..... 4.24
1992	Scott Newell ..... 4.13
1996	Phillip Haigler ..... 4.29
2002	Jeremy Sowers ..... 2.25
2003	Jeremy Sowers ..... 4.8
	Cesar Nicolas ..... 4.22
2004	Jeremy Sowers ..... 5.24
	Jeremy Sowers ..... 3.1
	Ryan Mullins ..... 2.23
2005	Jensen Lewis ..... 2.21
	Ryan Mullins ..... 4.18
2006	David Price ..... 3.13
	David Price ..... 3.27
	David Price ..... 4.3
	David Price ..... 4.1
2007	David Price ..... Week 2
	David Price ..... Week 5
2009	Mike Minor ..... Week 8
2010	Sonny Gray ..... Week 1
	Sonny Gray ..... Week 6
2011	Sonny Gray ..... Week 3
	Grayson Garvin ..... Week 6
2013	Philip Pfeifer ..... Week 2
	Kevin Ziomek ..... Week 3
	Kevin Ziomek ..... Week 4
2015	Carson Fulmer ..... Week 13
	Carson Fulmer ..... Week 14
2016	Jordan Sheffield ..... Week 4
	Jordan Sheffield ..... Week 9
	Jordan Sheffield ..... Week 11
	Kyle Wright ..... Week 13
2017	Kyle Wright ..... Week 9
2018	Mason Hickman ..... Week 7
2019	Drake Fellows ..... Week 6
	Drake Fellows ..... Week 13
2021	Kumar Rocker ..... Week 4
	Jack Leiter ..... Week 5
	Jack Leiter ..... Week 6
	Kumar Rocker ..... Week 10

2022	Chris McElvain ..... Week 10
	Carter Holton ..... Week 13
2023	Hunter Owen ..... Week 5
	Devin Futrell ..... Week 7
2024	Devin Futrell ..... Week 4
	Bryce Cunningham ..... Week 7
	Bryce Cunningham ..... Week 11
	JD Thompson ..... Week 13

## SEC Hitter of the Week

2005	Mike Baxter ..... 4.4
2006	Pedro Alvarez ..... 4.17
2007	Pedro Alvarez ..... Week 1
	Dom de la Osa ..... Week 12
	Dom de la Osa ..... Week 15
2008	David Macias ..... Week 8
2009	Brian Harris ..... Week 10
	Aaron Westlake ..... Week 12
2010	Joe Loftus ..... Week 12
2011	Curt Casali ..... Week 8
2012	Anthony Gomez ..... Week 9
2013	Tony Kemp ..... Week 11
	Tony Kemp ..... Week 13
2014	Vince Conde ..... Week 5
	Vince Conde ..... Week 13
2015	Zander Wiel ..... Week 3
	Rhett Wiseman ..... Week 5
	Zander Wiel ..... Week 7
	Zander Wiel ..... Week 11
2016	Jeren Kendall ..... Week 1

## SEC Freshman of the Week

2006	Pedro Alvarez ..... 3.13
	Ryan Flaherty ..... 5.22
2009	Aaron Westlake ..... Week 2
	Sonny Gray ..... Week 7
2011	Tony Kemp ..... Week 7
	Conrad Gregor ..... Week 10
2014	Bryan Reynolds ..... Week 1
2015	Kyle Wright ..... Week 8
	Jeren Kendall ..... Week 8
2017	Drake Fellows ..... Week 4
2018	Jayson Gonzalez ..... Week 5
	Austin Martin ..... Week 10
2019	Kumar Rocker ..... Week 9
2020	Jack Leiter ..... Week 2
2021	Jack Bulger ..... Week 9
2022	Davis Diaz ..... Week 3
	Carter Holton ..... Week 5
	Carter Holton ..... Week 12
2023	Chris Maldonado ..... Week 7
2024	Camden Kozeal ..... Week 3

## SEC Newcomer of the Week

2021	Carter Young ..... Week 7
	Jack Leiter ..... Week 13



# Drafted Commodores

1 • Vanderbilt is one of only three universities in the nation to produce multiple No. 1 picks (David Price in 2007 and Dansby Swanson in 2015).

1991 • At least one Commodore has been drafted every year since 1991 with more than 150 players signing professional contracts.

106 • The Commodores have produced 106 picks in the first 10 rounds of the MLB Draft.

152 • Vanderbilt leads all schools with 152 players selected in the MLB Draft since 2003

## MLB Draft First-Round Selections

**2023**  
Enrique Bradfield Jr. • OF BAL 1st (17th)

**2022**  
Kumar Rocker • RHP TEX 1st (3rd)  
Spencer Jones • OF NYY 1st (25th)

**2021**  
Jack Leiter • RHP TEX 1st (2nd)  
Kumar Rocker • RHP NYM 1st (10th)

**2020**  
Austin Martin • 3B TOR 1st (5th)

**2019**  
JJ Bleday • OF MIA 1st (4th)

**2017**  
Kyle Wright • RHP ATL 1st (5th)  
Jeren Kendall • OF LAD 1st (23rd)

**2016**  
Jordan Sheffield • RHP LAD 1st (36th)

**2015**  
Dansby Swanson • SS ARI 1st (1st)  
Carson Fulmer • RHP CHW 1st (8th)  
Walker Buehler • RHP LAD 1st (24th)

**2014**  
Tyler Beede • RHP SF 1st (14th)

**2011**  
Sonny Gray • RHP OAK 1st (18th)  
Grayson Garvin • LHP TB 1st (59th)

**2009**  
Mike Minor • LHP ATL 1st (7th)

**2008**  
Pedro Alvarez • 3B PIT 1st (2nd)  
Ryan Flaherty • SS CHC 1st (41st)

**2007**  
David Price • LHP TB 1st (1st)  
Casey Weathers • RHP COL 1st (8th)

**2004**  
Jeremy Sowers • LHP CLE 1st (6th)

**1998**  
Clinton Johnston • LHP PIT 1st (15th)

**1997**  
Glenn Davis • 1B LAD 1st (24th)

**1985 (June Regular Phase)**  
Joey Cora • SS SD 1st (23rd)

**1976 (January Secondary Phase)**  
David Tyler • 3B BOS 1st (9th)

**1974 (June Regular Phase)**  
Ted Shipley • SS MIN 1st (14th)

**1973 (June Secondary Phase)**  
Doug Wessel • RHP BAL 1st (6th)

**1973 (January Secondary Phase)**  
Doug Wessel\* • RHP NYM 1st (11th)

## MLB Draft Selections

**2024**  
Bryce Cunningham • RHP NYY 2nd  
Carter Holton • LHP ATL 2nd  
Greysen Carter • RHP NYY 5th  
Andrew Dutkanych IV • RHP STL 7th  
Davis Diaz • INF OAK 8th  
Devin Futrell • LHP BOX 10th  
Alan Espinal • C COL 11th

**2023**  
Enrique Bradfield Jr. • OF BAL 1st (17th)  
Hunter Owen • LHP KC 4th  
Patrick Reilly • RHP PIT 5th  
Nick Maldonado • RHP MIA 8th  
Thomas Schultz • RHP WAS 9th  
RJ Schreck • OF SEA 9th  
Grayson Moore • RHP CHC 14th

**2022**  
Kumar Rocker • RHP TEX 1st (3rd)  
Spencer Jones • OF NYY 1st (25th)  
Dominic Keegan • UTL TB 4th  
Chris McElvain • RHP CIN 8th  
Javier Vaz • OF KC 15th  
Carter Young • SS BAL 17th

**2021**  
Jack Leiter • RHP TEX 1st (2nd)  
Kumar Rocker • RHP NYM 1st (10th)  
Luke Murphy • RHP LAA 4th  
C.J. Rodriguez • C OAK 5th  
Hugh Fisher • LHP ARI 10th  
Jayson Gonzalez • 3B CHW 17th  
Dominic Keegan\* • 1B NYY 19th

**2020**  
Austin Martin • 3B TOR 1st (5th)  
Tyler Brown • RHP HOU 3rd  
Jake Eder • LHP MIA 4th  
Mason Hickman • RHP CLE 5th

**2019**  
JJ Bleday • OF MIA 1st (4th)  
Drake Fellows • RHP SD 6th  
Philip Clarke • C TOR 9th  
Ethan Paul • SS PIT 9th  
Stephen Scott • OF BOS 10th  
Zach King • LHP MIA 13th  
Jackson Gillis • LHP MIL 13th

Joe Gobillot • LHP TB 16th  
AJ Franklin • LHP KC 17th  
Patrick Raby • RHP CIN 17th  
Pat DeMarco • OF NYY 17th  
Ty Duvall\* • C OAK 25th  
Julian Infante • 1B MIA 36th

**2018**  
Connor Kaiser • SS PIT 3rd  
Reid Schaller • RHP WAS 3rd  
Chandler Day • RHP WAS 7th  
Maddux Conger • RHP DET 22nd  
Justin Wilson • RHP NYY 23rd  
Alonzo Jones • OF OAK 25th  
Ethan Paul\* • SS PIT 26th  
Stephen Scott\* • OF MIA 31st

**2017**  
Kyle Wright • RHP ATL 1st (5th)  
Jeren Kendall • OF LAD 1st (23rd)  
Will Toffey • 3B OAK 4th  
Jason Delay • C PIT 4th  
Collin Snider • RHP KC 12th  
Reed Hayes • RHP BAL 13th  
Matt Ruppenthal • RHP HOU 17th  
Ro Coleman • OF DET 34th

**2016**  
Jordan Sheffield • RHP LAD 1st (36th)  
Ben Bowden • LHP COL 2nd  
Bryan Reynolds • OF SF 2nd  
Jason Delay\* • C SF 11th  
John Kilichowski • LHP STL 11th  
Will Toffey\* • 3B BAL 25th

**2015**  
Dansby Swanson • SS ARI 1st (1st)  
Carson Fulmer • RHP CHW 1st (8th)  
Walker Buehler • RHP LAD 1st (24th)  
Philip Pfeifer • LHP LAD 3rd  
Rhett Wiseman • OF WAS 3rd  
Xavier Turner • 3B TEX 3rd  
Tyler Ferguson • RHP TEX 6th  
Zander Wiel • 1B MIN 12th  
John Kilichowski\* • LHP CHC 39th

**2014**  
Tyler Beede • RHP SF 1st (14th)  
Adam Ravenelle • RHP DET 4th  
Vince Conde • SS NYY 9th  
Jared Miller • LHP ARI 11th  
Brian Miller • RHP TB 15th

**2013**  
Kevin Ziemek • LHP DET 2nd  
Conrad Gregor • 1B HOU 4th  
Tony Kemp • 2B HOU 5th  
Connor Harrell • OF DET 7th  
Spencer Navin • C LAD 11th  
Mike Yastrzemski • OF BAL 14th

**2012**  
Sam Selman • LHP KC 2nd  
Drew VerHagen • RHP DET 4th  
Anthony Gomez • SS MIA 6th  
Will Clinard • RHP DET 19th  
Mike Yastrzemski\* • OF SEA 30th  
Connor Harrell\* • OF DET 31st

**2011**  
Sonny Gray • RHP OAK 1st (18th)  
Grayson Garvin • LHP TB 1st (59th)  
Jason Esposito • 3B BAL 3rd  
Jack Armstrong • RHP HOU 3rd  
Aaron Westlake • 1B DET 3rd  
Corey Williams • LHP MIN 3rd  
Taylor Hill • RHP WAS 6th  
Mark Lamm • RHP ATL 6th  
Curt Casali • C DET 10th  
Navery Moore • RHP ATL 14th  
Will Clinard\* • RHP MIN 30th  
Joe Loftus • OF ARI 46th

**2010**  
Drew Hayes • RHP CIN 11th  
Aaron Westlake\* • 1B TOR 22nd  
Taylor Hill\* • RHP CLE 30th  
Russell Brewer • RHP COL 31st  
Andrew Giobbi • C SEA 32nd  
Chase Reid • RHP STL 41st

**2009**  
Mike Minor • LHP ATL 1st (7th)  
Caleb Cotham • RHP NYY 5th  
Nick Christiani • RHP CIN 13th  
Steven Liddle • OF MIN 15th  
Drew Hayes\* • RHP SEA 22nd  
Jonathan White • OF ARI 40th

**2008**  
Pedro Alvarez • 3B PIT 1st (2nd)  
Ryan Flaherty • SS CHC 1st (41st)  
Brett Jacobson • RHP DET 4th  
Dominic de la Osa • 2B MIN 11th  
David Macias • OF CHC 19th  
Shea Robin • C HOU 20th  
Nick Christiani\* • RHP CLE 32nd  
Alex Feinberg • 2B COL 43rd

**2007**  
David Price • LHP TB 1st (1st)  
Casey Weathers • RHP COL 1st (8th)  
Dominic de la Osa\* • OF DET 10th  
Cody Crowell • LHP TOR 14th  
Ty Davis • RHP ARI 22nd  
Tyler Rhoden • RHP CIN 22nd  
Jonathan White\* • OF MIL 24th  
Stephen Shao • LHP COL 26th

**2006**  
Matt Buschmann • RHP SD 15th  
Brian Hernandez • C SD 19th  
Casey Weathers\* • RHP DET 25th  
Greg Moviell • LHP SEA 26th

**2005**  
Jensen Lewis • RHP CLE 3rd  
Ryan Mullins • LHP MIN 3rd  
Mike Baxter • OF SD 4th  
Jeff Sues • RHP PIT 5th  
Ryan Rote • RHP CWS 5th  
Warner Jones • 2B DET 17th  
Tony Mansolino • 3B PIT 26th  
Antoan Richardson • OF SF 35th

## Drafted Commodores

### 2004

Jeremy Sowers • LHP	CLE	1st (6th)
Cesar Nicolas • 1B	ARI	5th
Ryan Klosterman • SS	TOR	5th
Antoan Richardson* • OF	ARI	13th
Jeff Sues* • RHP	CLE	14th
Jonathan Douillard • C	CHC	28th
Ryan Rote* • RHP	NYY	37th

### 2003

Robert Ransom • RHP	CHC	23rd
---------------------	-----	------

### 2002

Karl Nonemaker • OF	PHI	20th
Sean Luellwitz • 1B/C	ARI	28th

### 2001

Ashley Freeman • 3B	ARI	19th
---------------------	-----	------

### 2000

Andy Beal • LHP	NYY	5th
Damon Yee • RHP	HOU	28th

### 1999

Matt Kata • OF	ARI	9th
Mike Byrd • RHP	CLE	35th

### 1998

Clinton Johnston • LHP	PIT	1st (15th)
Bert Snow • RHP	OAK	10th
Josh Adeb • OF	BOS	24th
Tydus Meadows • OF	CHC	27th

### 1997

Glenn Davis • 1B	LAD	1st (24th)
------------------	-----	------------

### 1996

Josh Paul • OF	CWS	2nd
Phil Haigler • RHP	MIN	25th

### 1995

Phil Haigler* • RHP	NYY	49th
---------------------	-----	------

### 1994

Nick Morrow • OF	CIN	30th
------------------	-----	------

### 1993

Vee Hightower • OF	CHC	3rd
Greg Thomas • 1B	CLE	9th
Gabe Whatley • OF	CHC	12th
Alan Purdy • SS	PIT	20th
William Daunic • 1B	TOR	25th

### 1992

Jeff Martin • C	BOS	22nd
-----------------	-----	------

### 1991

Steve Sadecki • RHP	TEX	6th
JoJo Smith • LHP	LA	18th
Charles Sullivan • 2B	TEX	27th

### 1989

Jim Heins • RHP	DET	23rd
-----------------	-----	------

### 1988

Jeff Hoffman • RHP	NYY	14th
Kyle Balch • RHP	KC	15th
Jim Heins* • RHP	PIT	16th

### 1987

Bud Adams • RHP	KC	9th
Kyle Balch* • RHP	CAL	10th
Archie Smith LHP	KC	13th
David Joiner • 3B/OF	NYM	37th

### 1986 (June Regular Phase)

Mark Ambrose • RHP	MIL	2nd
--------------------	-----	-----

### 1985 (June Regular Phase)

Joey Cora • SS	SD	1st (23rd)
Abbie Woyce • RHP	KC	23rd

### 1984 (June Regular Phase)

Jeff Edwards • LHP	LAD	7th
Tom Wasilewski • RHP	TOR	9th

### 1983 (June Regular Phase)

Marlon Hubbard • RHP	SD	15th
----------------------	----	------

### 1982 (June Regular Phase)

Brian Farley • RHP	STL	6th
Erez Borowsky • C	MIN	13th

### 1981 (June Regular Phase)

Steve Chmil • SS	ATL	17th
------------------	-----	------

### 1980 (June Regular Phase)

Scotti Madison • C	MIN	3rd
--------------------	-----	-----

### 1979 (June Regular Phase)

Scotti Madison* • C	SF	10th
Jack Nuismier • RHP	CLE	15th

### 1978 (June Regular Phase)

Michael Wright • OF	DET	9th
Ricky Kittrell • LHP	SF	16th

### 1977 (June Regular Phase)

Scott Sanderson • RHP	MON	3rd
Steve Lane • LHP	STL	37th

### 1976 (January Secondary Phase)

David Tyler • 3B	BOS	1st (9th)
------------------	-----	-----------

### 1975 (January Secondary Phase)

Rick Duncan • C	MIN	2nd
-----------------	-----	-----

### 1975 (June Regular Phase)

Gene Menees • 3B	SD	14th
------------------	----	------

### 1974 (June Regular Phase)

Ted Shipley • SS	MIN	1st (14th)
------------------	-----	------------

### 1973 (June Secondary Phase)

Doug Wessel • RHP	BAL	1st (6th)
-------------------	-----	-----------

### 1973 (January Secondary Phase)

Doug Wessel* • RHP	NYM	1st (11th)
--------------------	-----	------------

### 1973 (June Regular Phase)

Greg Collins • C	CHC	9th
Rick Rhodes • LHP	PIT	15th
John McLean • RHP	ATL	27th
Jeff Peebles • RHP	STL	37th

### 1972 (June Regular Phase)

Doug Wessel* • RHP	KC	4th
Mike Willis • LHP	BAL	20th

### 1971 (January Regular Phase)

Elliott Jones • RHP	BOS	6th
---------------------	-----	-----

### 1971 (June Regular Phase)

Elliott Jones • RHP	PIT	12th
James Conn • SS	LA	17th

\*Did not sign and returned to Vanderbilt

## Dores in the Majors (Since 1970)

Name	MLB Debut	Team(s)	Accolades
Tyler Ferguson	2024	Oakland Athletics (2024-Present)	
Jack Leiter	2024	Texas Rangers (2024-Present)	
Austin Martin	2024	Minnesota Twins (2024-Present)	
Kumar Rocker	2024	Texas Rangers (2024-Present)	
JJ Bleday	2022	Miami Marlins (2022); Oakland Athletics (2023-Present)	
Jason Delay	2022	Pittsburgh Pirates (2022-Present)	
Connor Kaiser	2022	Colorado Rockies (2023)	
Collin Snider	2022	Kansas City Royals (2022-2023), Seattle Mariners (2024-Present)	
Ben Bowden	2021	Colorado Rockies (2021)	
Jordan Sheffield	2021	Colorado Rockies (2021-2022)	
Bryan Reynolds	2019	Pittsburgh Pirates (2019-Present)	2x All-Star
Sam Selman	2019	San Francisco Giants (2019-2020; 2021), Los Angeles Angels (2021), Oakland Athletics (2022)	
Mike Yastrzemski	2019	San Francisco Giants (2019-Present)	
Tyler Beede	2018	San Francisco Giants (2018-2021; 2022), Pittsburgh Pirates (2022), Cleveland Guardians (2024-Present)	
Kyle Wright	2018	Atlanta Braves (2018-2023); Kansas City Royals (2024-pres.)	2021 World Series Champion
Walker Buehler	2017	Los Angeles Dodgers (2017-Present)	2x World Series Champion (2020, 2024), 2x All-Star
Matt Buschmann	2016	Arizona Diamondbacks (2016)	
Carson Fulmer	2016	Chicago White Sox (2016-2019), Detroit Tigers (2020), Baltimore Orioles (2020), Cincinnati Reds (2021), Los Angeles Angels (2023-Present)	
Drew Hayes	2016	Cincinnati Reds (2016)	
Tony Kemp	2016	Houston Astros (2016-2019), Chicago Cubs (2019), Oakland Athletics (2020-2023), Baltimore Orioles (2024)	
Dansby Swanson	2016	Atlanta Braves (2016-2022), Chicago Cubs (2023-Present)	2021 World Series Champion, 2x Gold Glove, 2x All-Star
Caleb Cotham	2015	New York Yankees (2015), Cincinnati Reds (2016)	
Curt Casali	2014	Tampa Bay Rays (2013-2017), Cincinnati Reds (2018-2020; 2023), San Francisco Giants (2021-2022; 2024-Present); Seattle Mariners (2023)	
Taylor Hill	2014	Washington Nationals (2014-2015)	
Drew VerHagen	2014	Detroit Tigers (2014-2019), St. Louis Cardinals (2022-2023)	
Nick Christiani	2013	Cincinnati Reds (2013-2014)	
Sonny Gray	2013	Oakland Athletics (2013-2017), New York Yankees (2017-2018), Cincinnati Reds (2019-2021), Minnesota Twins (2022-2023), St. Louis Cardinals (2024-Present)	3x All-Star
Ryan Flaherty	2012	Baltimore Orioles (2012-2017), Atlanta Braves (2018), Cleveland Indians (2019)	
Antoan Richardson	2011	Atlanta Braves (2011), New York Yankees (2014)	
Pedro Alvarez	2010	Pittsburgh Pirates (2010-2015), Baltimore Orioles (2016-2018)	1x All-Star, 1x Silver Slugger
Mike Baxter	2010	San Diego Padres (2010), New York Mets (2012-2013), Los Angeles Dodgers (2014), Chicago Cubs (2015)	
Mike Minor	2010	Atlanta Braves (2010-2014), Kansas City Royals (2017, 2021), Texas Rangers (2018-2020), Oakland Athletics (2020), Cincinnati Reds (2022)	1x All-Star
David Price	2008	Tampa Bay Rays (2008-2014), Detroit Tigers (2014-2015), Toronto Blue Jays (2015), Boston Red Sox (2016-2019), Los Angeles Dodgers (2021-2022)	2018 World Series Champion, 2012 Cy Young, 5x All-Star
Jensen Lewis	2007	Cleveland Indians (2007-2010)	
Jeremy Sowers	2006	Cleveland Indians (2006-2009)	
Matt Kata	2003	Arizona Diamondbacks (2003-2005), Philadelphia Phillies (2005), Pittsburgh Pirates (2007), Texas Rangers (2007), Houston Astros (2009)	
Josh Paul	1999	Chicago White Sox (1999-2003), Chicago Cubs (2003), Anaheim Angels (2004), Los Angeles Angels (2005), Tampa Bay Devil Rays (2006-2007)	
Joey Cora	1987	San Diego Padres (1987-1990), Chicago White Sox (1991-1994), Seattle Mariners (1995-1998), Cleveland Indians (1998)	1x All-Star
Scotti Madison	1985	Detroit Tigers (1985-1986), Kansas City Royals (1987-1988), Cincinnati Reds (1989)	
Scott Sanderson	1978	Montreal Expos (1978-1983), Chicago Cubs (1984-1989), Oakland Athletics (1990), New York Yankees (1991-1992), California Angels (1993; 1995-1996), San Francisco Giants (1993), Chicago White Sox (1994)	1x All-Star
Mike Willis	1977	Toronto Blue Jays (1977-1981)	

# USA Baseball

Since head coach Tim Corbin's arrival to Vanderbilt in 2003, 25 Commodores have donned the stars and stripes with four players representing the Dores on the collegiate national team in 2014, marking just the fifth time since 1980 that a school had placed four players on the collegiate national team.

Vanderbilt has placed multiple players on Team USA's collegiate national team four times with four players in 2014 (Buehler, Fulmer, Swanson and Reynolds). In 2006 and 2007, three Dores suited up for Team USA with Alvarez, Price and Weathers in 2006, and Alvarez, Flaherty and Minor in 2007. Head coach Tim Corbin led the 2006 squad that featured three Commodores. Vanderbilt placed two players on the 2022 collegiate national team with the duo of Bradfield and Holton. Holton returned to the squad in 2023. In 2024, RJ Austin was selected to the International Friendship Series roster and Miller Green, Ethan McElvain and Brennan Seiber were named to the Summer League Tour roster.

## **2006 Team USA**

- 28-2-1 (.919)
- First USA contingent ever to win a tournament on Cuban soil.
- David Price led the pitching staff (5-1, 0.20 ERA), while Pedro Alvarez (.379, 5 HR, 43 RBI) was the top hitter.
- Team hit .300, while pitching staff sported 1.24 ERA and 10 shutouts.

## **Head coach Tim Corbin (2003-present)**

- 2006 USA National Team Head Coach
- 2000 USA National Team Assistant Coach
- Corbin guided the national team to its then-best record ever as the team went 28-2-1, culminating with a gold medal at the World University Championships in Havana, Cuba. In 2000, Southern Cal head coach Mike Gillespie served as head coach and chose Tim Corbin as an assistant for his staff. That group won a gold medal at the World Championships in the Netherlands.

## **Pedro Alvarez: Years at Vanderbilt: 2006-08**

- 2006-07 USA National Team
- Led USA National Team for second straight year with a .315 batting average, seven homers and 30 RBI in 2007. As a freshman in 2006, he showed no-ill effects with the wood bat and led the all-star contingent with a .379 batting average to go along with five homers, 12 doubles and 43 RBI.

## **RJ Austin: Years at Vanderbilt: 2023-pres.**

USA National Team 2024 | Competed with Team USA in the International Friendship Series

## **Tyler Beede: Years at Vanderbilt: 2012-14**

USA National Team 2013 | Beede became the seventh Commodore pitcher to wear the Red, White & Blue pitching in five games, three starts, going 1-1.

## **Enrique Bradfield Jr.: Years at Vanderbilt: 2021-2023**

USA National Team 2022 | Bradfield started all seven games for the 2022 Collegiate National Team that won a bronze medal at Honkbalweek Haarlem, while tying for the team lead in runs scored with four. He ranked second on the team in walks with five, while being one of two players to steal multiple bases.

## **Scott Brown years at Vanderbilt: 2013-present**

USA National Team 2022 | As the pitching coach for the 2022 Collegiate National Team, Brown helped guide the red, white and blue to a bronze medal at Honkbalweek Haarlem. Brown's pitching staff sported a 0.70 ERA across the seven games of action, allowing just five earned runs across 49.2 innings of work. The pitching staff struck out 62 batters, while notching shutout performances in three of their seven contests.

## **Tyler Brown: Years at Vanderbilt: 2018-20**

USA National Team 2019 | Brown finished tied for second on the 2019 Collegiate National Team in strikeouts (12) across 8.1 innings. The right-hander earned the save in two scoreless innings against Cuba in Game 2 of the series.

## **Walker Buehler: Years at Vanderbilt: 2013-15**

USA National Team 2014 | Buehler joined Team USA in Cuba and made one appearance for the Red, White & Blue giving up one unearned run over 6.1 innings with three strikeouts.

## **Jason Esposito: Years at Vanderbilt: 2009-11**

USA National Team 2010 | Was a late addition to the 2010 squad but started 12 of the 14 games he played in hitting .273 with three extra-base hits and six RBI for silver-medal winning team at FISU World University Baseball Championships in Japan.

## **Ryan Flaherty: Years at Vanderbilt: 2006-08**

USA National Team 2007 | Started predominantly at second base on the team that won a silver medal at the Pan American Games in Rio de Janeiro. Batted .270 with two homers, seven doubles and 14 RBI in 34 games (30 starts).

## **Carson Fulmer years at Vanderbilt: 2013-15**

USA National Team 2014 | Right-hander pitched in five games, four starts, going 3-1 with a 0.73 ERA combining on two of the team's nine shutouts. He punched out 19 over 24.2 innings and allowed only 11 hits (.141 BAA). Named the No. 2 overall prospect on Team USA.

## **Sonny Gray: Years at Vanderbilt: 2009-11**

USA National Team 2009-10 | Third Vandy pitcher in five years to be tabbed Summer Player of the Year joining David Price and Mike Minor after going 3-0 with a 0.38 ERA in five games, four starts. In 2009, he went 3-1 with a 0.75 ERA in eight appearances. Struck out 27 in 24 innings while opponents hit only .139 off him.

## **Miller Green: Years at Vanderbilt: 2024-pres.**

USA National Team 2024 | Competed with Team USA on the Summer League Tour

## **Carter Holton: Years at Vanderbilt: 2022-present**

USA National Team 2022-23 | The Vanderbilt southpaw pitched in two games for the 2022 Collegiate National Team, sporting a 1-0 record on the mound. Holton pitched 5.1 scoreless innings across two appearances, while striking out six batters. He picked up the win in the bronze medal game against Japan with 2.1 hitless innings. Holton made one appearance in 2023, striking out three over 1.2 innings.

# USA Baseball

**Jeren Kendall: Years at Vanderbilt: 2015-17**

USA National Team 2016 | Played in all 19 games over the summer with the squad, hitting .290 with team-highs in triples (5) and RBI (14). Drove in a run in fifth and deciding game of series victory in Cuba.

**Austin Martin: Years at Vanderbilt: 2018-20**

USA National Team 2019 | Martin hit .250 for the Collegiate National Team and finished tied for second on the team with eight RBIs. He was also fourth on the team in total bases (19). Martin helped lead Team USA to a win against Chinese Taipei In Game 3, producing a three-hit, four-RBI game including swatting a home run. He started 11 of 14 games and had a hit in nine of his 12 games played.

**Ethan McElvain: Years at Vanderbilt: 2024-pres.**

USA National Team 2024 | Competed with Team USA on the Summer League Tour

**Mike Minor: Years at Vanderbilt: 2007-09**

USA National Team 2007-08 | Named Summer Player of the Year in 2008 after leading team to 24-0 record. Went 3-0 with a 0.75 ERA with 37 K's in 36 innings. Went 5-2 with 1.64 ERA and developed into team ace by the end of the summer. Struck out 37 with just four walks in 33.0 innings.

**Ryan Mullins: Years at Vanderbilt: 2003-05**

USA National Team 2004 | Mullins was one of five pitchers who combined to throw the first no-hitter in USA Baseball recorded history (since 1984) as the USA National Baseball Team defeated Canada, 9-0, at Durham Bulls Athletic Park June 24, 2004. Mullins pitched 2.1 innings.

**David Price: Years at Vanderbilt: 2005-07**

USA National Team 2005-06 | Price was the ace of the 2006 USA Baseball National Team's Gold Medal Winning squad. Finished 5-1 with a 0.20 ERA in eight starts with 61 strikeouts and only seven walks in 44.0 innings. Price was named a Summer All-American by Baseball America after a solid summer for Team USA in 2005. He went 2-0 with a 1.26 ERA in five games with 39 strikeouts and 13 walks in 28.2 innings.

**Mark Prior: Years at Vanderbilt: 1999**

USA National Team 1999-00

**Patrick Raby: Years at Vanderbilt: 2016-19**

USA National Team 2017 | Picked up three victories without allowing an earned run for the Red, White & Blue, including making the start in the opener of the 2017 tour. The sophomore tossed three innings of one-hit ball against Catawba Valley on June 22.

**Bryan Reynolds: Years at Vanderbilt: 2014-16**

USA National Team 2014 | After a stellar freshman season at VU, Reynolds hit .426 with three doubles and seven runs scored in 18 games, starting 16. He held down first base and multiple outfield positions for Team USA while driving in 14 runs.

**Brennan Seiber: Years at Vanderbilt: 2024-pres.**

USA National Team 2024 | Competed with Team USA on the Summer League Tour

**Dansby Swanson: Years at Vanderbilt: 2013-15**

USA National Team 2014 | Swanson manned second base for Team USA and was one of the leading hitters on the team with a .288 average in 18 games, 17 starts. He added five doubles and 14 runs while stealing three bases as the team's primary leadoff hitter. Tabbed the top position prospect on the team.

**Casey Weathers: Years at Vanderbilt: 2006-07**

USA National Team 2006 | Weathers was a late addition to the squad after dominating in the Alaska Summer League where he was named closer of the year. He finished his USA stint with an appearance in the gold medal game against Chinese Taipei. He pitched a total of nine innings in seven games and notched 17 strikeouts.

**Brooks Webb: Years at Vanderbilt: 2017-present**

USA National Team 2013-16 | As General Manager and Senior Director of Baseball Operations, Webb guided the red, white and blue to four medals internationally, winning gold in 2013 and 2015. He helped develop 13 players drafted in the top three rounds of the 2016-2018 MLB Draft, including back to back #1 overall picks (Mickey Moniak and Royce Lewis).

**Kyle Wright: Years at Vanderbilt: 2015-present**

USA National Team 2016 | Wright pitched in five games, including two starts, during his summer on the team going 2-0 with a 2.20 ERA.

# 2014 National Champions

The Commodores claimed Vanderbilt's first-ever men's national title in 2014 by winning the College World Series. The Commodores notched the program's third 50-win season (51-21) and playing in a school record 72 games. Vanderbilt hosted an NCAA Regional and Super Regional for the third time in four years. The Dores clinched a second trip to the College World Series with a Super Regional victory over Stanford after securing the NCAA Nashville Regional against Oregon with a walk-off win.

## SEC Tournament (May 20-22)

Vanderbilt opened the SEC Tournament in unfamiliar territory having to play a single-elimination game against Tennessee on Tuesday morning. The Dores took an early 3-2 lead and turn the ball over to Carson Fulmer in the ninth with a one-run lead. Fulmer finds trouble immediately allowing a leadoff double to Nick Senzel and balking him over to third with no outs. The sophomore, however, finds a way out of the jam in an unbelievable way. Taylor Smart's one-hopper to Xavier Turner at third takes the VU third baseman directly into Senzel at third to tag the runner before he gets back to third for the first out. Fulmer then picks off Smart at first and strikes out Vincent Jackson to end the game. The next two games, however, do not bounce the Commodores way. LSU run rules the Dores 11-0 and Ole Miss eliminates Vandy 7-2 to send the Commodores home before the championship game for the first time since 2010.

## NCAA Nashville Regional (May 30-June 1)

The Commodores host NCAA Regionals for the third time in four years with Oregon, Clemson and Xavier coming to Nashville. The Dores open against Xavier on Friday night with Tyler Beede bringing his A-game. The right-hander strikes out a career-best 14 over eight scoreless innings to get the win in an 11-0 blowout. Xavier Turner drives in three runs and John Norwood adds three hits in the win. Carson Fulmer keeps the strong Vandy pitching rolling on Saturday in the Dores' 7-2 victory. Fulmer allows two runs on three hits as VU uses a five-run fifth to down Oregon and advance to the championship game. Bryan Reynolds impacts the victory with three hits, including an RBI-single in the fifth. Walker Buehler shows up in a big way Sunday night allowing two runs on six hits with eight strikeouts to push Vanderbilt's starting pitching totals for the Regional to an amazing 25 innings, four runs, five walks, 27 strikeouts and three wins. Buehler's heroics are slightly overshadowed by Ro Coleman. The freshman delivers in a big spot in the bottom of the ninth with a bases loaded single through the left side for a walk-off win to send Vandy back to the Super Regional.

## NCAA Nashville Super Regional (June 6-8)

The Commodores appear headed to Indiana for a Super Regional until Stanford stuns the Hoosiers with a walk-off home run to set up Vandy's third Super Regional at Hawkins Field in four years. Set with a rematch against the Cardinal, the Commodores get off to a fast start with 10 runs in the first three innings of the series opener. But the Cardinal storm back with six runs in the middle innings and have the tying run at the plate before the Vandy bullpen can put the game away in an 11-6 victory. With a trip to Omaha on the line on Saturday the Dores are the road team and struggle early against Stanford starter Cal Quantrill. The Stanford freshman stymies VU for seven innings before the Dores can get to the bullpen. Once in the pen, Vandy ties the game in the top of the ninth but leaves the go-ahead run at third base with the bases loaded. Wayne Taylor quickly forces a game three with a walk-off solo homer into the right-center field bleachers. Faced with an elimination game, the Commodores respond with five runs in the first inning on six hits and three stolen bases. The Cardinal bounce back to close within a run, however, and the game enters the seventh with the Dores up 6-5. Nine outs from Omaha the Commodores hammer the gas, scoring six runs over the final three innings to seal the deal and the program's second-ever trip to the College World Series. Four different Commodores record multi-hit games with Bryan Reynolds, Vince Conde and John Norwood combining to go 9-for-14 with six runs and five RBI. Hayden Stone strikes out eight over six innings to notch the win.

## College World Series (June 14-25)

Back in Omaha for the second time in school history, the Commodores draw rival Louisville in the opener. The Dores claim an early lead on a wild pitch to score John Norwood from third and Dansby Swanson comes up big with a two-out, two-run double to give Vandy an early three-run lead. VU tacks on runs in the fourth and seventh to hold off a Cardinals comeback and win the opening game of the CWS. Early offense again keys the Commodores in the second game against UC Irvine with two runs in the first inning. But the Anteaters counter with four runs in the second and take a 4-2 lead into the fifth. Swanson doubles to open the frame and sparks a three-run inning to put Vandy back in front. Walker Buehler entered in the bottom of the fourth and was magnificent. The sophomore pitched 5.1 no-hit innings with seven strikeouts to earn the win as the Dores come from behind to advance in the winner's bracket. After three days off, Vanderbilt returns to action against Texas on Friday afternoon. The Longhorns are ready and shutout the Dores 4-0 behind senior Nathan Thornhill's eight strong innings. Tyler Campbell comes off the bench to start at third base and goes 2-for-3 in the loss. Vandy's second elimination game of the postseason is pushed back to the night game when the Virginia-Ole Miss game is washed out on Friday night. The Commodores scratch out a run in the first and take a 2-0 lead in the third

before Texas ties it in the fourth. The two teams head to the 10th tied 3-3. Rhett Wiseman singles with two outs in the 10th in front of Ro Coleman, who walks, and Karl Ellison, who is hit by a pitch to load the bases for Campbell. The sophomore delivers by beating out an infield single to score Wiseman from third and send the Commodores to the championship series on a walk-off. Facing off against Virginia in the finals, the Cavaliers score two runs in the first inning of game one and look to be in total control heading into the third. UVa starter Nathan Kirby strikes out Chris Harvey for his seventh straight retired batter to open the game but loses all control after that. The sophomore issues a walk before Campbell doubles to put two on for Swanson. Kirby walks four of the next five batters before an error ends his day. In his second at-bat of the inning, Campbell delivers the big blow with a three-run double down the third baseline. Suddenly up 9-2 the Commodores have to hold on for a 9-8 win with Adam Ravenelle finishing it off in the ninth. Brandon Waddell holds the Dores down in the second game of the series, tossing a complete game in the Cavs' 7-2 win. Tyler Beede hangs tough to save the bullpen with 6.2 innings of work. Again the Commodores come out hot in the team's third and final elimination game. Vandy scores a run in the first thanks to Swanson, who singles and comes around to score. Pitching on short rest in his third start of the CWS, Carson Fulmer is sharp over the first five innings for Vandy and takes a 2-0 lead into the bottom of the sixth. The Cavaliers finally get to the right-hander to tie the game but Hayden Stone enters and gets a pair of strikeouts to end the inning. John Norwood comes up with one out in the eighth inning of a tie game and does the unthinkable, blasting a solo home run over the left field wall off UVa closer Nick Howard. The home run is the first for the Commodores in over a month and just the third by any team at the CWS. The Cavaliers open the bottom of the eighth with a single and walk to chase Stone and bring in Ravenelle. The junior responds by working out of a bases loaded jam in the eighth to preserve the lead. Ravenelle finishes off Vanderbilt's first national championship with a quick 1-2-3 ninth inning with a pair of strikeouts to end it. Following the game, Dansby Swanson is named the Most Outstanding Player of the College World Series. Joining him on the CWS All-Tournament team are John Norwood, Rhett Wiseman and Tyler Campbell.

## 2019 National Champions

Vanderbilt brought home the program's second national title behind a historic season. The Commodores set an SEC record for wins (59) and registered the most victories for a College World Series champion in three decades. Vanderbilt took home the SEC regular season and tournament titles en route to hosting throughout the postseason.

**May 22-26 – SEC Tournament** – Vanderbilt starter Mason Hickman continued his dominance and right fielder JJ Bleday made history with five hits as the top-seed Commodores run-ruled No. 8-seed Auburn 11-1 in eight innings in the opener. Bleday (5-for-5) became the ninth SEC player and first since 2003 to record five hits in an SEC Tournament game. The hit total marked a career high and was the most for a Commodore at the event. The Commodores stifled Mississippi State with runners on base and made the most of their three hits, advancing to the SEC Tournament semifinals while blanking the No. 2-seed Mississippi State, 1-0. The Dores mashed three home runs and scored in four different innings en route to a 13-4 victory against No. 5-seed LSU to advance to the title game. Vanderbilt's Philip Clarke lined a bases-loaded, game-winning single into center as the top-seed Commodores overcame an eight-run deficit and walked off seventh-seeded Ole Miss 11-10 to capture the SEC Tournament title. The eight-run deficit was the second-largest overcome in an SEC Tournament game and biggest comeback in 13 seasons.

**May 31-June 2 – NCAA Nashville Regional** – Vanderbilt scored six times in the first three innings and received a complete game from right-hander Drake Fellows as part of an 8-2 victory against fourth-seeded Ohio State. Fellows settled down after permitting one run in each of the first two frames. The right-hander fanned nine batters across as many innings including stranding the bases loaded in the fourth with a punchout. Fellows allowed just one runner to reach scoring position over his final five innings. For a second consecutive night, top-seed Vanderbilt received a strong start on the mound, this time from freshman Kumar Rocker as the Commodores downed Indiana State 8-5. Rocker retired nine consecutive and escaped jams when needed including stranding a pair on a three-pitch strikeout in the sixth. After putting the first two aboard in the seventh, Rocker struck out consecutive batters before reliever Hugh Fisher used one pitch to induce an inning-ending groundout. Vanderbilt smacked four home runs including two from senior Julian Infante en route to capturing the NCAA Nashville Regional with a 12-1 victory against Indiana State. Vanderbilt scored five times on four hits in the sixth with the biggest coming off the bat of Ty Duvall. The junior smoked the fourth pitch from new reliever Tyler Grauer into right for a grand slam while lifting the Commodores to a five-run advantage. The Commodores scored in four straight frames between the fourth and seventh while collecting 10 hits during the stretch.

**June 7-9 – NCAA Nashville Super Regional** – The Duke Blue Devils struck early and often while taking advantage of Vanderbilt mishaps en route to an 18-5 win in the opener of the NCAA Nashville Super Regional. Vanderbilt right-hander Kumar Rocker struck out 19 batters and tossed the Commodores' first individual no-hitter since 1971 as part of a 3-0 victory against Duke in the NCAA Nashville Super Regional. The no-hitter was the first by any player in NCAA Super Regional action. Rocker set a Vanderbilt postseason record for strikeouts, surpassing David Price's mark of 17 against Austin Peay in 2007. The Commodores scored in each of the first five innings, highlighted by two Austin Martin home runs and a three-run long ball from Pat DeMarco en route to a 13-2 win against Duke at the NCAA Nashville Super Regional to capture a berth in the College World Series. Seniors Stephen Scott and Julian Infante struck solo homers in the fourth and fifth respectively. The Commodores totaled five homers in a game for the second time this season, upping their single-season program record to 93. The result marked the first time Vanderbilt has come back to win a super regional after dropping the opening game. The Dores were previously 0-6 but staved off elimination with a complete-game no-hitter from Kumar Rocker on Saturday to set up Sunday's showdown.

**June 16-26 – College World Series** – Vanderbilt's Austin Martin crushed two homers — including a two-run shot in the seventh inning — to lift the second-seeded Commodores to a 3-1 win against seventh-seeded Louisville in their College World Series opener. Martin became the first Commodore to record a multi-home run game at the College World Series. His two-run blast in the seventh unlocked a one-all tie and followed a one-out double by Julian Infante. Martin deposited his first pitch into the left field bleachers to open the scoring. It marked the first lead-off home run for any player at the College World Series since June 17, 2015. The Jacksonville, Florida, native has four homers in his past two games. Vanderbilt senior Stephen Scott crushed two home runs and right-handed freshman Kumar Rocker was elusive as the Commodores moved to within one win of advancing to the College World Series finals with a 6-3 win against Mississippi State. The Commodores struck for five runs in the fifth highlighted by a two-out, three-run homer from Scott. Vanderbilt batted around in the frame and received an RBI-double from JJ Bleday, who notched his 26th multi-hit performance and sixth three-hit game of the season. Vanderbilt's ninth-inning heroics — including the eventual game-winning RBI-double from Pat DeMarco that capped a 3-2 comeback victory against Louisville — lifted the Commodores to their third College World Series finals appearance in six seasons. Ethan Paul clubbed a game-tying RBI-double into the right field corner in the ninth, scoring JJ Bleday (walk) from first and DeMarco chopped an RBI-double down the left field line to erase a one-run deficit and put the Commodores ahead one. Paul scooped a grounder and cut down Louisville's Trey Leonard at the plate to preserve a one-run lead in the seventh. The momentum was short lived, however, as an

errant Ty Duvall throw sailed into left, tying the game, and Lucas Dunn sent a single up the middle for a 2-1 advantage. Jimmy Kerr homered for the third time in the College World Series, and Michigan beat Vanderbilt 7-4 in Game 1 of the best-of-three finals at TD Ameritrade Park. Vanderbilt spotted Michigan a 4-0 lead. But it was 4-3 after JJ Bleday hit his nation-leading 27th homer on Henry's first pitch of the sixth. It marked Bleday's first long ball since May 25 against LSU at the SEC Tournament. The junior accounted for one of the Commodores seven hits. Kumar Rocker struck out 11 while pitching 6 1/3 innings of three-hit ball, and Vanderbilt got to Michigan's shaky bullpen in a 4-1 win in Game 2 of the College World Series finals. Rocker set the tone in another in a line of strong performances. Ten of the 6-foot-4, 255-pound freshman's first 11 pitches were strikes. Michigan failed to score in the opening inning for the first time in its five CWS games and five of the first six batters struck out. Philip Clarke's ninth homer, against Angelo Smith, made it 4-0. Vanderbilt (59-12) won its second title in its four CWS appearances, all since 2011. The other one came in 2014. Mason Hickman struck out 10 in six innings and limited the Wolverines (50-22) to one hit after he gave up three in a row to start the game. Vanderbilt became the sixth national champion from the SEC since 2009 and 12th overall, second only to the 18 won by the Pac-12 and its previous iterations. At No. 2, Vandy became the highest national seed to win it all since Miami in 2001. Hickman gave up three straight singles to start the game, leading to Michigan's first run. He retired nine of the next 10, striking out six, and got out of trouble when the Wolverines loaded the bases in the fourth. He retired the last six he faced before turning the game over to Eder. Pat DeMarco sent Karl Kauffmann's hanging slider 407 feet into the left-field bleachers — his seventh homer of the season and 100th for the Commodores — to tie it at 1 in the second.

## Letter Winners

Abby, Jamie.....	1988-89	Castellano, Connor.....	2012	Fann, Drew.....	2009-12	Hastings, Brad.....	1996-97
Abraham, Joey.....	2015-17	Chandler, Steve.....	1974-77	Faulkner, Steven.....	2001-02	Hatcher, Ronald.....	2001
Adams, Bud.....	1986-87	Chari, Tristan.....	2015-16	Farese, Jason.....	1994-97	Hawkins, Carter.....	2003-07
Adeeb, Josh.....	1996-98	Childress, Taylor.....	2000-01	Farley, Brian.....	1982	Hawks, Sawyer.....	2024-pres.
Alcorta, Nick.....	1984	Christensen, Chris.....	1995-98	Fauseett, Aaron.....	1999	Hayes, Drew.....	2008-10
Alvarez, Pedro.....	2006-08	Christiani, Nick.....	2006-09	Feinberg, Alex.....	2005-08	Hayes, Sterling.....	2019-20
Allen, Greg.....	1981, 1984	Chmil, Steve.....	1980-81	Fellows, Drake.....	2017-19	Hazen, Cam.....	1985-88
Ambrose, Mark.....	1984, 1985	Clarke, Philip.....	2018-19	Fentress, Kiambu.....	2017-19	Heins, Jim.....	1986-89
Anderson, Bill.....	1975, 1976	Clinard, Will.....	2010-12	Ferguson, Tyler.....	2013-15	Hench, Bill.....	1977-80
Anderson, Jack.....	2022-23	Cohen, Hal.....	1980	Fisher, Fred.....	1974	Hendrickson, Robert.....	1972-73
Anglea, Jim.....	1976	Coleman, Ro.....	2014-17	Fisher, Hugh.....	2018-21	Hernandez, Brian.....	2005-06
Arias, Ivan.....	2023	Colley, Reed.....	1997-98	Flaherty, Regan.....	2010	Hewett, Calvin.....	2021-24
Armstrong, Jack.....	2009-11	Collinge, Cory.....	1985	Flaherty, Ryan.....	2006-08	Hibbett, Jim.....	1974
Austin, RJ.....	2023-active	Collins, Greg.....	1971-73	Flower, George.....	1982-85	Hickman, Mason.....	2018-20
Bachman, Ryan.....	1994-96	Conde, Vince.....	2012-14	Flubacker, Kyle.....	1999-01	Higgins, Bob.....	1970
Bailey, Shay.....	1997	Conger, Maddux.....	2016-18	Ford, Joe.....	1973	Hightower, Vegrin.....	1990-93
Balch, Kyle.....	1985-88	Conn, Jimmy.....	1970-71	Franklin, AJ.....	2018-19	Hill, Taylor.....	2008-11
Barbao, Joe.....	1993-94	Cook, Zach.....	2000	Freeman, Ashley.....	2000-01	Hilliard, Alex.....	2008-09
Barczy, Colin.....	2024-pres.	Cooper, Will.....	2012-14	Freer, Bryant.....	1987-90	Hindy, Mark.....	1992-95
Bates, Doug.....	1970, 1973	Copenhaver, Nik.....	2024	French, Brad.....	2005-08	Hliboki, Sam.....	2020-24
Baxter, Mike.....	2004-05	Cora, Joey.....	1983-85	Fridrich, Chip.....	1987-90	Hobbs, Ryan.....	1995-97
Beal, Andy.....	1998-2000	Cordova, Deegan.....	2024-pres.	Fulmer, Carson.....	2013-15	Hoerman, Tom.....	1983-84
Becker, Austin.....	2019	Cotham, Caleb.....	2008-09	Fulton, Bob.....	1985-86	Hoffman, Jeff.....	1988
Becker, Will.....	2003	Coyne, Mike.....	1972-75	Futrell, Devin.....	2022-24	Hogan, Matt.....	2019-21
Bedwell, Rob.....	2000-01	Craighead, Todd.....	1986	Gagliano, Paul.....	1977-78	Holbrook, Cooper.....	2023-24
Beede, Tyler.....	2012-14	Cronk, Adam.....	2005-08	Gamble, Kevin.....	1998	Holcomb, Braden.....	2024-pres.
Bennett, Dean.....	2001-02	Crowell, Cody.....	2005-07	Ganick, Nick.....	1976-77	Holt, Rick.....	1988-91
Berkwich, Nelson.....	2021-22	Curtin, Tom.....	1974	Garcia, Martin.....	1974-75	Holton, Carter.....	2022-24
Betourne, Cameron.....	2005-07	Cunningham, Bryce.....	2022-24	Garrett, Miles.....	2021	Horn Jr., David.....	2023-24
Bierman, Sean.....	2008-09	Cunningham, Jason.....	2007-08	Garrison, David.....	1982	Hovey, Lars.....	1984
Billings, Eric.....	2002	Daniels, David.....	1992-95	Garvin, Grayson.....	2009-11	Howard, Matt.....	1980-83
Blackburn, Mike.....	1983	Darling, Scott.....	1983-84	Garza, Aaron.....	2004-05	Howard, Steve.....	1980
Blaylock, Garrett.....	2018	Daunic, Willy.....	1990-93	Geshke, Kevin.....	1998-01	Hubbard, Marlon.....	1980-83
Bleday, JJ.....	2017-19	Davis, Cooper.....	2018-21	Giannola, Rick.....	1994-97	Huesman, Levi.....	2024-pres.
Bledsoe, Hunter.....	1997, 1999	Davis, Glenn.....	1995-97	Gibbs, Jim.....	1981-84	Huff, Chance.....	2019-20
Blue, Adam.....	2000-01	Daivs, Jayden.....	2024-pres.	Gillis, Jackson.....	2017-19	Hughes, Zack.....	1995-96
Blumberg, Maury.....	1979, 1982	Davis, Ryan.....	2005-07	Ginther, Ryan.....	2022-pres.	Humphrey, Jacob.....	2024-pres.
Bode, Mark.....	1970-73	Davis, Ty.....	2005-07	Giobbi, Andrew.....	2007-10	Hunt, Sam.....	2022
Bohannon, Brad.....	1994	Day, Chandler.....	2016-18	Gleason, Peter.....	1985	Infante, Julian.....	2016-19
Bond, Will.....	1989	deAngelis, Larry.....	1979-80	Gleason, Rich.....	1980-81	Jackson, Hardie.....	1984-85
Borchert, Bill.....	1977	DeFrance, Charles.....	1980-82	Gobillot, Joe.....	2019	Jackson, Joey.....	1985-87
Borland, Drew.....	1998-2000	DeMarco, Pat.....	2018-19	Godfrey, Ryan.....	2003	Jacobson, Brett.....	2006-08
Borowsky, Erez.....	1981-82	de la Osa, Dom.....	2005-08	Goldis, Eric.....	1993-94	Jahnke, Don.....	1980-81
Boulanger, Greg.....	1986-87	Del George, Greg.....	2005-06	Gomez, Anthony.....	2010-12	Jefcoat, Mark.....	1995
Boutwell, Jeff.....	2003-04	Delay, Jason.....	2014-17	Gonzalez, Jayson.....	2018-19, 2021	Jenkins, Jimmy.....	1979
Boyett, Chuck.....	1969-72	Diaz, Davis.....	2022-24	Goodenow, Richie.....	2008-10	Jennings, Nelson.....	1977-80
Bowden, Ben.....	2014-16	Diehl, Aaron.....	1999	Gooch, Mike.....	1970	Johns, Bryan.....	2010-11
Bradfield Jr., Enrique.....	2021-23	Dill, Justin.....	1997-98	Gordon, Rob.....	2022	Johnson, David.....	1998
Bradley, Gage.....	2021-22	Dison, Steve.....	1978-79	Govedarcia, Ted.....	1975-78	Johnson, Ryan.....	2015-16
Brecht, Tim.....	1983-84	Ditto, Adam.....	1999	Graf, Scott.....	1985-87	Johnson, Will.....	2011-12
Brewer, Alex.....	2017	Donahoo, Duane.....	1970-73	Graham, Jeff.....	1984-85	Johnston, Clinton.....	1996-98
Brewer, Russell.....	2008-10	Doolin, Michael.....	2020-23	Gray, Sonny.....	2009-11	Joiner, David.....	1984-87
Broadus, Chris.....	2001-02	Douillard, Jonathan.....	2001-04	Green, Miller.....	2024-pres.	Jones, Alonzo.....	2016-18
Brown, Aaron.....	2018	Duke, Alvin.....	1996-99	Green, Tyler.....	2015-16	Jones, Carlton.....	1991-92
Brown, Ryan.....	1995-96	Duncan, Rick.....	1972-75	Greene, Jimbo.....	1986	Jones, Elliott.....	1970
Brown, Tyler.....	2018-20	Dutkanych IV, Andrew.....	2023-24	Greene, Steve.....	1990-92	Jones, Spencer.....	2020-22
Brown, Watson.....	1972	Duvall, Ty.....	2017-20	Gregor, Conrad.....	2011-13	Jones, Warner.....	2003-05
Buehler, Walker.....	2013-15	Dyer, K.C.....	2000-01	Gregory, Wayne.....	1975-78	Jordan, Todd.....	1995-96
Buher, Guy.....	1977-78	Dykes, Jimmy.....	1995-98	Griffin, Tom.....	1984-85	Justice, Matt.....	1990
Buice, Deron.....	1987	Eder, Jake.....	2018-20	Grisanti, Walker.....	2016-19	Kairit, Brant.....	1992-95
Bulger, Jack.....	2021-24	Edwards, Jeff.....	1982-84	Groner, Tim.....	1985	Kaiser, Connor.....	2016-18
Burger, Steve.....	1972, 1974	Ekstrom, Duke.....	2024	Guth, Luke.....	2024-pres.	Kaiser, Erik.....	2018-20
Burns, Gary.....	1980-81	Elliott, Bump.....	1992-95	Haigler, Phillip.....	1995-96	Kata, Matt.....	1997-99
Buschmann, Matt.....	2003-06	Elliott, Jason.....	1992-95	Hamilton, RJ.....	2024-pres.	Kaye, John.....	2001-03
Byrd, Mike.....	1997-99	Elliott, Justin.....	2002	Hanks, Parker.....	2006-08	Keegan, Dominic.....	2019-22
Cabrera, Ulises.....	2000-01	Elliott, Mark.....	1977-80	Hansen, Brett.....	2021-22	Keenan, Ryan.....	2020
Cafaro, Rocco.....	1992	Ellison, Karl.....	2014-16	Hardin, Bill.....	1973-76	Kemp, Tony.....	2011-13
Callahan, Jeff.....	1988-89	Ellison, Mickey.....	1990-93	Harrell, Connor.....	2010-13	Kendall, Jeren.....	2015-17
Campbell, Tyler.....	2013-16	Espinal, Alan.....	2021-24	Harris, Andrew.....	2010-13	Kern, Greg.....	1980
Carrier, Derek.....	1976	Esposito, Jason.....	2009-11	Harris, Brian.....	2007-10	Key, Lewis.....	1975-76
Carroll, Adams.....	1970-71	Estep, Steve.....	1970-72	Harris, Robert.....	1976-79	Kilichowski, John.....	2014-16
Carter, Greysen.....	2022-24	Evans, Donye.....	2021-22	Harrison, Bob.....	1970	Kim, Gil.....	2003-05
Casali, Curt.....	2008-11	Everett, Donny.....	2016	Harvey, Chris.....	2012-14	King, Bart.....	1989-90
Casas, Gavin.....	2021-22	Fair, Doug.....	1982-83	Harvie, Brad.....	1986-87	King, Zach.....	2017-19



## Letter Winners

Kittrell, Rickey.....	1976-78	Meingasnser, Matt.....	2006	Ransom, Robert.....	2001-03	Smith, JoJo.....	1989-91
Kleinschrodt, Bill.....	2004-05	Menees, Gene.....	1974-75	Ravenelle, Adam.....	2012-14	Smith, Kyle.....	2013-16
Klippenstein, Kelly.....	1986	Miller, Brian.....	2012-14	Ray, Harrison.....	2017-20	Smith, Robert.....	1986-88
Klosterman, Ryan.....	2003-04	Miller, Jared.....	2012-14	Reasonover, Jerry.....	1971-72	Smith, Scott.....	1995-96
Kodali, Devan.....	2023-24	Minor, Mike.....	2007-09	Redovian, Jim.....	1987-88	Smith, Tim.....	1987-88
Kolinsky, Keenan.....	2011-13	Monroe, Mark.....	1990	Reese, Brad.....	1989-93	Snider, Collin.....	2015-17
Kolwyck, Tate.....	2019-22	Montgomery, Ryan.....	1994-95	Reese, Charlie.....	1981-84	Snow, Bert.....	1996-98
Kozeal, Camden.....	2024	Moore, Grayson.....	2021-23	Regen, Colton.....	2022-24	Solomon, Tyler.....	2018
Kranzler, Alex.....	2024-pres.	Moore, Mike.....	1975	Reid, Chase.....	2008-10	Sowers, Jeremy.....	2002-04
Kropf, Andy.....	1997-00	Moore, Navery.....	2009-11	Reilly, Patrick.....	2021-23	Spagnuolo, Brendan.....	2015
Kropf, Mickey.....	2003-04	Moore, Tom.....	1973	Reynolds, Bryan.....	2014-16	St. Luce, Kellen.....	2008
Kruchten, Mark.....	1987-91	Morrissey, Dan.....	1981	Reynolds, Riley.....	2009-12	Stamps, Joe.....	1979-81
Lamm, Mark.....	2008-11	Morrissey, Mike.....	1989-92	Rhoden, Tyler.....	2004, 2006-07	Stavnes, Paul.....	1996
Lane, Steve.....	1975-78	Morrow, Joe.....	1989-91	Rhodes, Ricky.....	1971-75	Steele, Evan.....	2016
LaNeve, Troy.....	2020-24	Morrow, Nick.....	1991-94	Rice, Steven.....	2011-14	Stefiuk, Ryan.....	2021
Lanius, Roby.....	1977	Moviel, Greg.....	2004-06	Richardson, Antoan.....	2004-05	Stempel, Paul.....	2001-02
Larkin, Ronnie.....	1983	Moynihan, Matt.....	1993-95	Robin, Shea.....	2005-08	Stone, Hayden.....	2014-16
Latimer, Bob.....	1973-76	Muckerheide, Todd.....	1987-90	Robbins, Jason.....	1992-95	Stone, Ken.....	1970
Lawson, Donald.....	1981-1982, 1984	Mullins, Ryan.....	2003-05	Roberts, John.....	1986	Stoner, Jim.....	1978
Lee, Josh.....	2011	Mundy, Joey.....	2015	Robertson, Cliff.....	1975-76	Stover, Bob.....	1970-71
Leiter, Jack.....	2020-21	Murfee, Penn.....	2015-17	Robertson, Jerry.....	1975-77	Stover, Paxton.....	2017-18
Leonard, Ernie.....	1973-76	Murphy, Luke.....	2020-21	Robinson, Ethan.....	2024-pres.	Stricker, Dan.....	1999
Lewis, Jensen.....	2003-05	Murray, Mark.....	1993-94	Rocker, Kumar.....	2019-21	Stubbs, Cam.....	1981-82
Lewis, Ryan.....	1997	Muto, Kaito.....	2024	Rodriguez, CJ.....	2020-21	Sues, Jeff.....	2002-05
Liddle, Steven.....	2008-09	Navin, Spencer.....	2011-13	Rogers, JD.....	2022-pres.	Sullivan, Charlie.....	1991
Lind, Sam.....	2011	Nenad, David.....	1980-81	Rogers, Nolan.....	2014-16	Swanson, Dansby.....	2013-15
Lipscomb, Brant.....	1972-73	Newell, Scott.....	1989-92	Romero Jr., Maxwell.....	2020-21	Taylor, Bruce.....	1984-85
Lipton, Kurt.....	2006-07	Nicolas, Cesar.....	2001-04	Rote, Ryan.....	2004-05	Taylor, Rucker.....	2003-06
Little, Christian.....	2021-22	Nicolich, Bob.....	1983-84	Ruppenthal, Matt.....	2015-17	Teague, Nate.....	2024-pres.
Little, Jeff.....	1999-02	Nielsen, Bart.....	1991-94	Rutledge, Brooks.....	2000-01	Terry, Kyle.....	1976
Loftus, Joe.....	2009-11	Noland, Parker.....	2020-23	Sabino, Liam.....	2015-16	Thomas, Greg.....	1991-93
Logan, Scott.....	1988-90	Nonemaker, Karl.....	1999-2002	Sadecki, Steve.....	1989-91	Thomas, Isaiah.....	2019-21
Love, Jeff.....	1970-71	Norwood, John.....	2012-14	Sahagian, Bill.....	1976-78	Thompson, Alex.....	1970
Luellwitz, Sean.....	1999-02	Nuismer, Jack.....	1976-79	Sandborn, Michael.....	2017-18	Thompson, JD.....	2023-pres.
Luna, D.J.....	2012-13	Nurkka, Hal.....	1983-84	Sanderson, Scott.....	1976-77	Tinsley, Steve.....	1972-75
Lupo, Jack.....	2011-13	O'Dowd, Jack.....	2021	Sands, Craig.....	1994-95	Toffey, Will.....	2015-17
Luten, Sam.....	1978-79	Olvey, Bill.....	1981-83	Schabes, Bob.....	1986-89	Trenning, Jeff.....	1983-85
Macias, David.....	2005-08	Ortiz, Gabe.....	2009	Schaller, Reid.....	2018	Turnbull, John.....	1988-91
Madison, Scotti.....	1977-80	Ortiz, Ray.....	1995-96	Schifman, Jim.....	1987-90	Turner, Tim.....	1981-82
Magrans, Kyle.....	2022	Ossenfort, Matt.....	2024	Schley, Steve.....	1979	Turner, Xavier.....	2013-14
Malcom, John.....	2019	Ott, Mike.....	1981	Schoell, Nathan.....	1993	Tuizer, David.....	1997
Maldonado, Chris.....	2023-pres.	Owen, Blake.....	2003-04	Schreck, RJ.....	2023	Tyler, Steve.....	1975
Maldonado, Nick.....	2020-23	Owen, Hunter.....	2021-23	Schulte, Vance.....	1986-87	Valente, Lou.....	1992-93
Mallory Jr., Kenny.....	2022	Palmore, Wayne.....	1972-74	Schultz, Thomas.....	2020-23	Vanderhoff, Scott.....	1999-2002
Malloy, Justyn-Henry.....	2019-20	Parke, John.....	1985-86	Schulz, Jakob.....	2024-pres.	Vastine, Jonathan.....	2022-pres.
Malmo, Dede.....	1986-88	Parker, Carl.....	1986	Schwartz, Steven.....	2008	Vaughn, Matt.....	2000-01
Manley, Dickey.....	1974	Parker, Drake.....	2015	Scoggins, Bob.....	1986-87	Vaz, Javier.....	2021-22
Manning, Joey.....	2008-09	Patton, Benton.....	1985	Scott, John.....	2002-03	Velazquez, Ray.....	2023-24
Mansolino, Tony.....	2002-05	Paul, Ethan.....	2016-19	Scott, Stephen.....	2016-19	Velez, Jeff.....	1993-94
Manson, Marvin.....	1974-77	Paul, Josh.....	1994-96	Scott, Worth.....	2001-04	VerHagen, Drew.....	2012
Manton, Jason.....	1992	Pauly, William.....	2003	Seiber, Brennan.....	2024-pres.	Wagner, Michael.....	2004-05
Marquis, Matt.....	2009	Pecoraro, T.J.....	2011-14	Selman, Sam.....	2010-12	Wallace, David.....	1999-2001
Martin, Austin.....	2018-20	Peeples, Jeff.....	1970-73	Seretti, Giovanni.....	2003	Wallace, Nick.....	2000
Martin, Jeff.....	1990-92	Pendley, Tom.....	1992-93	Seybt, Paul.....	1995-98	Wallace, Sam.....	1970-72
Mascolo, Mark.....	1983	Pfeifer, Philip.....	2012-13, 2015	Shao, Stephen.....	2004	Wasilewski, Tom.....	1982-84
Maultsby, Chris.....	1999-2002	Pike, Mike.....	1977-80	Shapiro, Scott.....	2002	Weathers, Casey.....	2006
Maziarka, Mike.....	1986-87	Pilkington, Nick.....	2003-04	Shearer, Doug.....	1986	Weatherspoon, Kenny.....	1986
McCarty, Aubrey.....	2015	Pittaro, CJ.....	2021	Sheffield, Jordan.....	2015-16	Wells, Greg.....	1979-81
McCarthy, Mike.....	1979-81	Placenti, Ron.....	1974-75	Shiple, Ted.....	1972-74	Welp, David.....	1995-96
McClure, Alex.....	2009	Polk, Matthew.....	2022-24	Shiverick, Bill.....	1983-86	Wessel, Doug.....	1970-73
McClure, Michael.....	2002	Popovich, Brian.....	1988	Shoemaker, Brad.....	1989-90	West, Rick.....	1994-95
McCullough, Clayton.....	1999	Poteet, Logan.....	2023-24	Sholl, Kenny.....	1976-77	Westlake, Aaron.....	2008-11
McDonnough, Matt.....	1993-94	Powell, Tommy.....	1970-73	Simpson, Zach.....	2002-04	Whately, Gabe.....	1992-93
McElvain, Chris.....	2020-22	Prather, Stephen.....	1998-2000	Sims, Tommy.....	1983	Whipple, Boomer.....	1992-95
McElvain, Ethan.....	2024-pres.	Price, David.....	2005-07	Skaggs, Mike.....	1987-90	White, DeWayne.....	1979
McGarry, Matt.....	2016-17	Prince, Justin.....	1999	Skibitsky, Jeff.....	1998	White, Ed.....	1971-73
McGill, Ronnie.....	1990-93	Prince, Travis.....	1996-98	Skillman, Kyle.....	1998	White, Jonathan.....	2006-09
McGraner, Matt.....	2003-04	Prior, Mark.....	1999	Skinner, Chris.....	1981-85	Whitt, Cody.....	1978-79
McKeithan, Joel.....	2011-13	Prothro, John.....	2000-02	Skinner, David.....	1980-82	Wiel, Zander.....	2013-15
McKenzie, T.J.....	2020-23	Purdy, Alan.....	1990-93	Smith, Archie.....	1985-87	Wierciszewski, Mark.....	1990-91
McLean, John.....	1970-73	Puskarich, Darren.....	1983	Smith, Christian.....	2022	Wiles, Ed.....	1974-77
McLochlin, Mike.....	1988-90	Raby, Patrick.....	2016-19	Smith, Ethan.....	2019-21	Williams, Corey.....	2010-11
McPherson, Scott.....	1978	Ralston, Barry.....	1980-81	Smith, Greg.....	1985-88	Williams, Gerald.....	1982
Meadows, Tydus.....	1996-98	Ramsey, George.....	1964	Smith, Jay.....	2000-02	Williams, Jerry.....	1977-81

## Letter Winners

Willis, Justin.....	2018
Willis, Mike.....	1969-72
Wills, Angier.....	1979
Wilson, Justin.....	2018
Wilson, Nevin.....	2012-13
Wilson, Steve.....	1971-72, 1974
Winchester, Bill.....	1970-72
Wiseman, Rhett.....	2013-15
Wittenbraker, Tom.....	1970-71
Wix, Stephen.....	1993-96
Wolfe, Matt.....	2023-pres.
Woods, David.....	1997-98
Woodward, Terry.....	1975-76
Wormsley, Jordan.....	2008-10
Woyce, Abbie.....	1982-85
Wright, Kyle.....	2015-17
Wright, Mike.....	1976-78
Yanello, John.....	1980-81
Yarbrough, Kent.....	1982-83
Yastrzemski, Mike.....	2010-13
Yee, Damon.....	1997-2000
Young, Andy.....	1984
Young, Carter.....	2020-22
Young, Mark.....	1979
Young, Steve.....	1989
Zdanowicz, Tom.....	1988
Zeid, Josh.....	2006
Zeller, Matt.....	2002-05
Ziomek, Kevin.....	2011-13
Zgonc, Kevin.....	1991-92