



VANDERBILT

WOMEN'S BASKETBALL

2024-25 GAME NOTES • GAME 27 • at #16/16 OKLAHOMA

2024-25 SCHEDULE

Overall: 19-7 | SEC: 6-6

Home: 12-3 | Away: 6-3 | Neutral: 1-1

NET Ranking: 23 | Streak: W-1

NOVEMBER (7-1)

| | | | |
|----|---|------|--------|
| 4 | Lipscomb | Win | 102-50 |
| 8 | Austin Peay | Win | 93-37 |
| 14 | at South Florida | Win | 62-49 |
| 17 | Butler | Win | 81-52 |
| 20 | Hampton | Win | 94-45 |
| 22 | Samford | Win | 104-59 |
| 26 | vs. Arizona [^] | Win | 71-60 |
| 27 | vs. (RV/RV) Michigan State [^] | Loss | 70-78 |

DECEMBER (6-0)

| | | | |
|----|-----------------------|-----|--------|
| 1 | Appalachian State | Win | 94-40 |
| 4 | at Miami [#] | Win | 88-70 |
| 14 | Evansville | Win | 106-40 |
| 19 | at Dayton | Win | 80-66 |
| 21 | West Georgia | Win | 103-68 |
| 29 | Alabama A&M | Win | 93-64 |

JANUARY (5-3)

| | | | |
|----|----------------------|------|--------|
| 2 | Georgia* | Win | 108-82 |
| 5 | #16/16 Kentucky* | Loss | 78-96 |
| 9 | at (RV/RV) Ole Miss* | Loss | 59-87 |
| 11 | at #5/4 LSU* | Loss | 77-83 |
| 19 | #15/15 Tennessee* | Win | 71-70 |
| 23 | Arkansas* | Win | 101-60 |
| 26 | at #19/19 Alabama* | Win | 66-64 |
| 30 | at Florida* | Win | 99-86 |

FEBRUARY (1-3)

| | | | |
|----|---------------------|-----------|--------------|
| 2 | Ole Miss* | Loss | 61-76 |
| 6 | at #4/6 Texas* | Loss | 66-87 |
| 13 | Mississippi State* | Loss | 77-85 (2OT) |
| 16 | at Auburn* | Win | 98-88 (OT) |
| 20 | at #16/16 Oklahoma* | 6 p.m. | SEC Network+ |
| 23 | South Carolina* | 2 p.m. | SEC Network+ |
| 27 | Texas A&M* | 6:30 p.m. | SEC Network+ |

MARCH (0-0)

| | | | |
|-----|----------------|--------|--------------|
| 2 | at Missouri* | 2 p.m. | SEC Network+ |
| 6-9 | SEC Tournament | TBD | TBD |

All times Central • Home games in bold • Neutral games in italics

*SEC game • ^Academy Classic (Palm Springs, Calif.) • #SEC/ACC Challenge • %SEC Tournament

Rankings: AP/Coaches • All games times and dates are subject to change

GAME 27

**RV/RV VANDERBILT** (19-7, 6-6 SEC)
at #16/16 OKLAHOMA (19-6, 7-5 SEC)**THURSDAY, FEB. 20**
6 p.m. CT**NORMAN, OKLA.**
Lloyd Noble Center (10,967)**SEC NETWORK+**
Chad McKee (Play-By-Play) • Whitney Hand-Jones (Analyst)**94.9 THE FAN**
Vanderbilt Athletics App • Jake Lyman

STARTING FIVE

>> Vandy heads to Norman fresh off a 98-88 overtime win at Auburn this past Sunday. The win snapped Vanderbilt's three-game losing streak as the Commodores are 19-7 and 6-6 in SEC play. Guard Mikayla Blakes scored 55 points against the Tigers to set the SEC single-game and NCAA freshman single-game scoring records. Sophomore Khamil Pierre scored double-digit points at Auburn with a 19-point performance.

>> Vanderbilt will be seeking its 20th win of the season on Thursday night. The Commodores are searching for back-to-back 20-win seasons for the first time since the 2011-12 and 2012-13 campaigns. The Dores won 23 games during the 2023-24 season en route to the program's first NCAA Tournament berth in 2013-14.

>> The Commodores have been road warriors in the SEC over the last two seasons, as Vanderbilt has collected a total of nine road victories. Vandy is 3-3 in SEC road games this season after winning a program-record six league games on the road in 2023-24. >> Thursday will be the fourth meeting between the Commodores and Sooners. Vandy holds the all-time series lead at 2-1 against Oklahoma. The series dates back to the 1985-86 season when the two met in the 1986 NCAA Tournament. It will be the first time the two schools have met on the hardwood since the 2012-13 season.

>> The Dores are 2-1 all-time against the Sooners in Norman, Oklahoma. Vanderbilt posted a 76-63 win in Norman. In their first-ever matchup in the Second Round of the 1986 NCAA Tournament, Oklahoma collected an 86-67 win in Norman on March 16.



TEAM COMPARISON

| | | |
|------|-----------------------------|-------|
| 19-7 | Overall Record | 19-6 |
| 6-6 | SEC Record | 7-5 |
| 84.7 | Points Per Game | 85.5 |
| 67.0 | Opp. Per Game | 68.6 |
| 45.7 | Field Goal Pct. | 47.1 |
| 42.8 | Opp. Field Goal Pct. | 38.1 |
| 32.6 | 3-Point Pct. | 32.5 |
| 28.9 | Opp. 3-Point Pct. | 29.0 |
| 78.5 | Free Throw Pct. | 71.1 |
| 39.2 | Rebounds Per Game | 46.3 |
| +3.0 | Rebounding Margin | +12.3 |
| 16.5 | Assists Per Game | 21.6 |
| 14.0 | Turnovers Per Game | 19.5 |
| 12.5 | Steals Per Game | 9.3 |
| 3.0 | Blocks Per Game | 3.8 |

SERIES HISTORY

| | |
|-----------------------------------|--|
| Games: | 3 |
| Vanderbilt Series Record: | 2-1 |
| Games in Nashville: | 1-0 |
| Games in Norman: | 1-1 |
| Neutral Site Games: | 0-0 |
| First Meeting: | March 16, 1986 in Norman, Okla., Oklahoma, 67-86 |
| Last Meeting: | Dec. 16, 2012 in Norman, Okla., Vanderbilt, 76-63 |
| Last Vandy Win: | Dec. 16, 2012 in Norman, Okla., Oklahoma, 76-63 |
| Last Vandy Loss: | March 16, 1986 in Norman, Okla., 67-86 |
| Last Home Win: | Nov. 26, 2011, 78-66 |
| Last Road Win: | Dec. 16, 2012, 76-63 |
| Last Neutral Win: | Never |
| Last Home Loss: | Never |
| Last Road Loss: | March 16, 1986, 67-86 |
| Last Neutral Loss: | Never |
| vs. Oklahoma under Ralph: | 0-0 |
| Current Vanderbilt Streak: | W-2 |

ALL-TIME SERIES

| Date | Location | Vandy Result | Score |
|----------|-----------|--------------|-------|
| 03.16.86 | Norman | Loss | 67-86 |
| 11.26.11 | Nashville | Win | 78-66 |
| 12.16.12 | Norman | Win | 76-63 |

PROJECTED STARTERS

**1****MIKAYLA BLAKES**G • 5-8 • Fr.
Somerset, N.J.
Rutgers Prep HSPoints • 23.0
FG% • 46.7
3PPFG% • 32.0
Boards • 3.4
Assists • 3.1
Steals • 2.5**10****JANE NWABA**G • 5-10 • Gr.
Carlson, Calif.
PepperdinePoints • 4.7
FG% • 45.8
3PPFG% • 37.1
Boards • 2.4
Assists • 1.0
Ast/TO • 1.4**11****JORDYN OLIVER**G • 5-10 • Gr.
Prosper, Texas
Duke • BaylorPoints • 3.8
FG% • 46.4
FT% • 76.9
Boards • 4.8
Assists • 3.8
Ast/TO • 2.6**12****KHAMIL PIERRE**F • 6-2 • So.
Phoenix, Ariz.
Perry HSPoints • 21.2
FG% • 52.1
FT% • 67.2
Boards • 9.9
Assists • 2.0
Steals • 2.9**23****IYANA MOORE**G • 5-8 • Sr.
Milwaukee, Wis.
Blackman HSPoints • 12.9
FG% • 37.3
FT% • 83.3
3PPFG% • 34.0
3PPFG PG • 2.2
Assists • 2.5



ROSTER BREAKDOWN

CLASS

GRADUATE (3): Leilani Kapinus, Jane Nwaba, Jordyn Oliver

SENIOR (2): Iyana Moore, Sacha Washington

JUNIOR (2): Jada Brown, Justine Pissott

SOPHOMORE (4): Madison Greene, Aga Makurat, Aiyana Mitchell, Khamil Pierre

FRESHMAN (2): Mikayla Blakes, Trinity Wilson, Monique Williams*

POSITION

FORWARD (6): Aiyana Mitchell, Jane Nwaba, Khamil Pierre, Justine Pissott, Sacha Washington, Trinity Wilson, Monique Williams*

GUARD (8): Mikayla Blakes, Jada Brown, Madison Greene, Leilani Kapinus, Aga Makurat, Iyana Moore, Jordyn Oliver, Justine Pissott

HOME STATE/COUNTRY

NEW JERSEY (2): Mikayla Blakes, Justine Pissott

WISCONSIN (2): Leilani Kapinus, Iyana Moore

CALIFORNIA (1): Jane Nwaba

GEORGIA (1): Sacha Washington

ARIZONA (1): Khamil Pierre

ARKANSAS (1): Jada Brown

AUSTRALIA (1): Monique Williams*

COLORADO (1): Aiyana Mitchell

MINNESOTA (1): Trinity Wilson

OHIO (1): Madison Greene

POLAND (1): Aga Makurat

TEXAS (1): Jordyn Oliver

*Early enrollee, will begin collegiate career in '25-26

COACHES & STAFF

HEAD COACH: SHEA RALPH • 4TH SEASON

ASSOCIATE HEAD COACH: TOM GARRICK • 4TH SEASON

ASSISTANT COACH: ASHLEY EARLEY • 4TH SEASON

ASSISTANT COACH: KEVIN DEMILLE • 4TH SEASON

AST. COACH/AST. DIR. OF OPS: ERIC MUNDINGER • 3RD SEASON

CHIEF OF STAFF/EXECUTIVE DIR. OF OPS: CHRIS BRANN • 4TH SEASON

DIR. OF INTERNAL OPS./ON-CAMPUS RECRUITING COORD: KOKO NELSON • 4TH SEASON

DIR. OF STRENGTH & CONDITIONING: JENA READY • 1ST SEASON

SENIOR ASSO. ATHLETIC TRAINER: ALLISON SHEPHERD • 4TH SEASON

DIR. OF CREATIVE CONTENT: LEAH DUSTERHOFT • 4TH SEASON

DIR. OF SPECIAL PROJECTS & ATHLETIC CULTURE: YVONNE HAWKINS • 1ST SEASON

DIR. OF PLAYER ENGAGEMENT & INFLUENCE: AUDREY MONTGOMERY • 1ST SEASON

VIDEO COORDINATOR: JT OREM • 1ST SEASON

SPORTS INFORMATION DIRECTOR: CHRIS CASKEY • 2ND SEASON



FRONT ROW (L-R) JANE NWABA, LEILANI KAPINUS, MADISON GREENE, JORDYN OLIVER, IYANA MOORE, JADA BROWN, MIKAYLA BLAKES
BACK ROW (L-R) SACHA WASHINGTON, MONIQUE WILLIAMS, AGA MAKURAT, KHAMIL PIERRE, AIYANA MITCHELL, JUSTINE PISSOTT, TRINITY WILSON

2024-25 ROSTER

| No. | Name | POS | HT | YR | EXP | Hometown (Previous School) |
|-----|-------------------|-----|------|-----|-----|---|
| 1 | Mikayla Blakes | G | 5-8 | Fr. | HS | Somerset, N.J. (Rutgers Prep) |
| 2 | Jada Brown | G | 5-8 | Jr. | 2V | Bentonville, Ark. (Bentonville HS) |
| 4 | Madison Greene | G | 5-6 | So. | 1V | Columbus, Ohio (Pickerington Central HS) |
| 5 | Leilani Kapinus | G | 5-10 | Gr. | TR | Madison, Wis. (Penn State) |
| 10 | Jane Nwaba | F | 5-10 | Gr. | TR | Carson, Calif. (Pepperdine) |
| 11 | Jordyn Oliver | G | 5-10 | Gr. | 1V | Prosper, Texas (Duke) |
| 12 | Khamil Pierre | F | 6-2 | So. | 1V | Phoenix, Ariz. (Perry HS) |
| 13 | Justine Pissott | G/F | 6-4 | Jr. | 1V | Toms River, N.J. (Tennessee) |
| 14 | Aiyana Mitchell | F | 6-4 | So. | 1V | Colorado Springs, Colo. (Fountain-Fort Carson HS) |
| 23 | Iyana Moore | G | 5-8 | Sr. | 2V | Milwaukee, Wis. (Blackman HS) |
| 24 | Aga Makurat | G | 6-2 | So. | 1V | Sierakowice, Poland (Sopocka Akademia Tenisowa) |
| 30 | Trinity Wilson | F | 6-3 | Fr. | HS | Lakeville, Minn. (Lakeville North HS) |
| 35 | Sacha Washington | F | 6-2 | Sr. | 3V | Lawrenceville, Ga. (Collins Hill HS) |
| - - | Monique Williams* | F | 6-3 | Fr. | HS | Perth, Australia (Willeton Senior HS) |

*Early enrollee, will begin collegiate career in '25-26

COACHING STAFF

HEAD COACH: Shea Ralph - 4th Season - UConn '01

ASSOCIATE HEAD COACH: Tom Garrick - 4th Season - Rhode Island '88

ASSISTANT COACH: Ashley Earley - 4th Season - Vanderbilt '05

ASSISTANT COACH: Kevin DeMille - 4th Season - UConn '13

ASSISTANT COACH/AST. DIRECTOR OF OPERATIONS: Eric Munding - 3rd Season - Memphis '20

PRONUNCIATION

JADA BROWN: (Jay-Duh)

LEILANI KAPINUS: (LAY-lawn-EE, Cap-n-IS)

AGA MAKURAT: (Ah-gah, Mock-ew-Rah)

AIYANA MITCHELL: (Eye-on-Uh)

IYANA MOORE: (Eye-on-Uh)

JANE NWABA: (Wah-Buh)

KHAMIL PIERRE: (KAH-Meel, Pea-Air)

JUSTINE PISSOTT: (Jus-TEEN, Pih-SOT)

SACHA WASHINGTON: (Sah-SHUH)

MONIQUE WILLIAMS: (Moh-NEEK)

SEC STANDINGS (AS OF FEB. 18, 2025)

| Team | SEC | Record | Streak |
|---------------------------|------------|-------------|------------|
| 2/2 Texas | 12-1 | 26-2 | W-10 |
| 6/6 South Carolina | 11-1 | 23-3 | L-1 |
| 7/7 LSU | 10-2 | 25-2 | L-1 |
| 14/14 Kentucky | 9-3 | 20-4 | W-1 |
| 18/19 Alabama | 8-4 | 21-5 | W-4 |
| Ole Miss (RV/RV) | 8-5 | 17-8 | L-1 |
| 16/16 Oklahoma | 7-5 | 19-6 | W-3 |
| Vanderbilt (RV/RV) | 6-6 | 19-7 | W-1 |
| 15/13 Tennessee | 6-6 | 19-6 | W-2 |
| Mississippi State | 5-8 | 18-9 | L-1 |
| Florida | 4-8 | 13-13 | W-1 |
| Texas A&M | 3-8 | 10-13 | L-5 |
| Auburn | 3-10 | 12-14 | L-3 |
| Missouri | 2-10 | 13-14 | L-1 |
| Georgia | 2-10 | 10-16 | L-1 |
| Arkansas | 2-10 | 9-18 | L-4 |

POLLS

Associated Press Top 25 as of Feb. 17

- | | |
|--------------------|----------------------|
| 1) Notre Dame (16) | 14) Kentucky* |
| 2) Texas* (8) | 15) Tennessee* |
| 3) UCLA (6) | 16) Oklahoma* |
| 4) Southern Cal | 17) West Virginia |
| 5) UConn | 18) Alabama* |
| 6) South Carolina* | 19) Baylor |
| 7) LSU* | 20) Georgia Tech |
| 8) Ohio State | 21) Maryland |
| 9) North Carolina | 22) Michigan State* |
| 10) TCU | 23) Creighton |
| 11) Duke | 24) Oklahoma State |
| 12) Kansas State | 25) Illinois |
| 13) NC State | *Vanderbilt Opponent |

Received Votes: California, Utah, Louisville, South Dakota State, Florida State, Richmond, Michigan, Ole Miss*, James Madison, **VANDERBILT**, Harvard

USA Today/WBCA Coaches Top 25 as of Feb. 18

- | | |
|--------------------|----------------------|
| 1) Notre Dame (23) | 14) Kentucky* |
| 2) Texas* (5) | 15) Kansas State |
| 3) UCLA (3) | 16) Oklahoma* |
| 4) Southern Cal | 17) West Virginia |
| 5) UConn | 18) Maryland |
| 6) South Carolina* | 19) Alabama* |
| 7) LSU* | 20) Georgia Tech |
| 8) Ohio State | 21) Michigan State* |
| 9) TCU | 22) Baylor |
| 10) North Carolina | 23) Creighton |
| 11) Duke | 24) South Dakota St. |
| 12) NC State | 25) Florida State |
| 13) Tennessee* | *Vanderbilt Opponent |

Received Votes: Oklahoma State, Utah, Louisville, California, Illinois, Ole Miss*, Richmond, FGCU, **VANDERBILT**, George Mason



TV/RADIO ROSTER



1 Mikayla Blakes
G // 5-8 // Fr.
Somerset, N.J.
Rutgers Prep HS



2 Jada Brown
G // 5-8 // Jr.
Bentonville, Ark.
Bentonville HS



4 Madison Greene
G // 5-6 // So.
Columbus, Ohio
Pickerington Central HS



5 Leilani Kapinus
G // 5-10 // Gr.
Madison, Wis.
Penn State
James Madison Memorial HS



10 Jane Nwaba
F // 5-10 // Gr.
Carson, Calif.
Pepperdine
Palisades Charter HS



11 Jordyn Oliver
G // 5-10 // Gr.
Prosper, Texas
Duke // Baylor
Prosper HS



12 Khamil Pierre
F // 6-2 // So.
Phoenix, Ariz.
Perry HS



13 Justine Pissott
G/F // 6-4 // Jr.
Toms River, N.J.
Tennessee
Red Bank Catholic HS



14 Aiyana Mitchell
F // 6-4 // So.
Colorado Springs, Colo.
Fountain-Fort Carson HS



23 Iyana Moore
G // 5-8 // Sr.
Milwaukee, Wis.
Blackman HS



24 Aga Makurat
G // 6-2 // So.
Sierakowice, Poland
Sopocka Akademia
Tenisowa



30 Trinity Wilson
F // 6-3 // Fr.
Lakeville, Minn.
Lakeville North HS



35 Sacha Washington
F // 6-2 // Sr.
Lawrenceville, Ga.
Lawrenceville HS



— Monique Williams
F // 6-3 // Fr.
Perth, Australia
Willeton Senior HS

COACHING STAFF




Shea Ralph
Head Coach
4th Season




Tom Garrick
Associate
Head Coach
4th Season



Ashley Earley
Assistant Coach
4th Season



Kevin DeMille
Assistant Coach
4th Season



Eric Munding
Assistant Coach
3rd Season





VANDERBILT WBB QUICK FACTS

HOME ARENA: MEMORIAL GYMNASIUM (14,316)
2023-24 RECORD: 23-10
2023-24 SEC RECORD: 9-7
POSTSEASON: 1-1 (NCAA FIRST ROUND)
LETTERWINNERS RETURNING/LOST: 9/4
STARTERS RETURNING/LOST: 5/1
NEWCOMERS: 4

THE UNIVERSITY

LOCATION: NASHVILLE, TENN.
AFFILIATION: NCAA DIVISION I
CONFERENCE: SOUTHEASTERN (SEC)
MASCOT: COMMODORES
COLORS: BLACK & GOLD
CHANCELLOR: DANIEL DIERMEIER
DIRECTOR OF ATHLETICS: CANDICE STOREY LEE
FACULTY ATHLETICS REP: TRACE WILGUS

PROGRAM HISTORY

ALL-TIME RECORD: 904-551 (.621)
ALL-TIME SEC RECORD: 271-279 (.493)
ALL-TIME SEC TOURNAMENT RECORD: 49-38 (.563)
SEC TOURNAMENT TITLES: 6 ('93, '95, '02, '04, '07, '09)
NCAA TOURNAMENT APPEARANCES: 28
NCAA TOURNAMENT RECORD: 40-28 (.588)
LAST NCAA TOURNAMENT APPEARANCE: 2024
LAST POSTSEASON APPEARANCE: 2024 (NCAA)

SOCIAL MEDIA

FACEBOOK: /VANDYWBB
INSTAGRAM: @VANDYWBB
X/TWITTER: @VANDYWBB
WEBSITE: VUCOMMODORES.COM

ATHLETIC COMMUNICATIONS

VANDERBILT WOMEN'S BASKETBALL SID: CHRIS CASKEY, 2ND SEASON
EMAIL: CHRIS.CASKEY@VANDERBILT.EDU
PHONE NUMBER: 606-207-7481
ASSOCIATE ATHLETIC DIRECTOR: BRIAN FREMUND



DORE NOTES

GAME COVERAGE

Thursday's contest at No. 16/16 Oklahoma streams live on SEC Network+ with Chad McKee and Whitney Hand-Jones calling the action. Fans can listen to Jake Lyman locally on 94.9 The Fan and the Vanderbilt Commodores app outside of Nashville. Fans can also follow along with live stats.

NET RANKING

Vanderbilt enters Sunday holding a NET ranking of 23. The Commodores came in at No. 7 in the first NET ranking of the 2024-25 season, the highest NET ranking in program history. The NET is an evaluation tool the NCAA Tournament Selection Committee uses to determine seeding and at-large bids.

RECEIVING VOTES

The Dore earned votes in this week's Associate Press Top 25 and USA Today/WBCA Coaches polls. Vanderbilt received three votes in the Coaches Poll and two votes in the AP Poll. Vanderbilt has earned at least one vote in one of the two major women's college basketball polls every week this season.

LOOKING FOR ANOTHER RANKED WIN

Vanderbilt has an opportunity to pick up a third win over a top-25 team this season when they travel to No. 16/16 Oklahoma.

The Commodores have collected wins over No. 15 Tennessee (71-70) and at No. 19 Alabama (66-64), marking the first time since the 2015-16 campaign the Dore have posted multiple wins over ranked teams in the same season. Vanderbilt will be searching for its second top-25 road win of the campaign.

The last time the Commodores knocked off multiple top-25 teams on the road in the same season came during the 2015-16 campaign. Vanderbilt won at No. 12/12 Kentucky, 71-69, and at No. 24/24 Missouri, 56-52, that season. The win at No. 24-ranked Missouri on Feb. 28, 2016, was also the last time Vanderbilt collected a win over a ranked team on the road.

COACH RALPH UP FOR NATIONAL COACH OF THE YEAR

On Wednesday, the Naismith Awards announced that Vanderbilt women's basketball head coach Shea Ralph was named to the 2025 Werner Ladder Naismith Women's College Coach of the Year Watch List presented by AXIA Time.

It is the first time Ralph has been included on the Werner Ladder Naismith Women's College Coach of the Year Watch List. She is one of 15 coaches selected, while the fourth-year Vandy coach is one of six SEC women's basketball head coaches on the list.

Ralph has guided Vanderbilt to a 19-7 overall record this season. Vanderbilt is on the cusp of its second-straight 20-win campaign, which would mark the first time since the 2011-12 and 2012-13 seasons that the Dore posted back-to-back 20-win seasons.

MIKAYLA'S WEEK WAS SO NICE, THE SEC AWARDED HER TWICE

Mikayla Blakes earned a pair of weekly conference awards on Tuesday, as the guard was named the SEC Co-Player of the Week and SEC Freshman of the Week.

It is the first time in Vanderbilt women's basketball history that a player has earned the SEC Player of the Week and SEC Freshman of the Week awards at the same time. She shares SEC Player of the Week honors with Tennessee's Jewel Spear.

Blakes becomes the second Commodore to earn each distinction in the same season, as she joins Stephanie Holzer, who was named SEC Freshman of the Week on Nov. 14 and SEC Player of the Week on Feb. 6 during the 2010-11 campaign.

Blakes also becomes the first freshman since Candace Parker in 2006 to be named SEC Player and Freshman of the Week at the same time. Additionally, it extends Blakes' Vanderbilt school record for most SEC Freshman of the Week selections to seven.

A SPARK OFF THE BENCH

Sophomore Madison Greene came off the bench against Mississippi State on Feb. 13 and hit four 3-point field goals en route to a 17-point performance. It is the ninth time this season that Greene has scored 10-plus points in a reserve role. The Columbus, Ohio, native leads the Commodores in points off the bench this season at 8.2 points per game.



DORE NOTES

BLAKES EARNS AP PLAYER OF THE WEEK AND USBWA TAMIKA CATCHINGS NATIONAL FRESHMAN OF THE WEEK AGAIN

On Tuesday, Vanderbilt women's basketball standout Mikayla Blakes was named the Associated Press Women's Basketball Player of the Week and the United States Basketball Writers Association (USBWA) Tamika Catchings National Freshman of the Week on the same day for the second time this season.

Overall, it is Blakes' NCAA-leading fourth USBWA Tamika Catchings National Freshman of the Week selection this season, while it is the second time she has been named AP Player of the Week over the past three weeks.

The freshmen averaged 34.0 points, 7.0 rebounds, 4.5 assists, and 4.5 steals to help Vanderbilt go 1-1 in a pair of overtime SEC contests this week. Blakes averaged 44.5 minutes per game, as the Commodores played in back-to-back overtime contests that included a total of three extra periods. The guard once again rewrote the SEC and NCAA women's basketball record books this past Sunday, as her 55-point performance at Auburn set the SEC and NCAA freshman single-game scoring records.

Blakes' Breaks Records Again

Mikayla Blakes rewrote the NCAA record book once again at Auburn on Feb. 16, as she broke the NCAA freshman single-game scoring record with 55 points in a 98-88 overtime win. Blake, who previously set the NCAA true freshman scoring record with 53 points at Florida on Jan. 30, broke Delaware's Elena Delle Donne's NCAA freshman scoring record of 54 points she scored as a redshirt freshman back during the 2009-10 season. Blakes is the first freshman since the turn of the century to record two 50-plus point performances in the same season, while she is the fourth NCAA Division I player to accomplish the feat since 1999-00.

Blakes shot 53.6 percent from the field, going 15-of-28 from the floor. The freshman from Somerset, New Jersey, went 23-of-24 from the free throw line, as she made her first 23 free throw attempts. The guard dished out a team-high five assists and added five rebounds and three steals to her stat line.

Additionally, Blakes' 55 points at Auburn broke her own SEC single-game scoring record of 53 points set at Florida on Jan. 30. The 55 points also set the Neville Arena single-game scoring record for either a men's or women's basketball player.

2024-25 GAME-BY-GAME STARTERS

| Team | G | G | G | F | F | Result |
|--------------------|--------|--------|--------|--------|----------|----------------|
| Lipscomb | Blakes | Moore | Oliver | Nwaba | Pierre | W, 102-50 |
| Austin Peay | Blakes | Moore | Oliver | Nwaba | Pierre | W, 93-37 |
| at South Florida | Blakes | Greene | Oliver | Nwaba | Pierre | W, 62-49 |
| Butler | Blakes | Greene | Oliver | Nwaba | Pierre | W, 81-52 |
| Hampton | Blakes | Moore | Oliver | Nwaba | Pierre | W, 94-46 |
| Samford | Blakes | Moore | Oliver | Nwaba | Pierre | W, 104-59 |
| vs. Arizona | Blakes | Greene | Moore | Oliver | Pierre | W, 71-60 |
| vs. Michigan State | Blakes | Greene | Moore | Oliver | Pierre | L, 78-70 |
| Appalachian State | Blakes | Moore | Oliver | Nwaba | Mitchell | W, 94-40 |
| at Miami | Blakes | Moore | Oliver | Nwaba | Pierre | W, 88-70 |
| Evansville | Blakes | Moore | Oliver | Nwaba | Pierre | W, 106-40 |
| at Dayton | Blakes | Moore | Oliver | Nwaba | Pierre | W, 80-66 |
| West Georgia | Blakes | Moore | Oliver | Nwaba | Pierre | W, 103-68 |
| Alabama A&M | Blakes | Moore | Oliver | Nwaba | Pierre | W, 93-64 |
| Georgia | Blakes | Moore | Oliver | Nwaba | Pierre | W, 108-82 |
| Kentucky | Blakes | Moore | Oliver | Nwaba | Pierre | L, 78-96 |
| at Ole Miss | Blakes | Moore | Oliver | Nwaba | Pierre | L, 59-87 |
| at LSU | Blakes | Moore | Oliver | Nwaba | Pierre | L, 77-83 |
| Tennessee | Blakes | Moore | Oliver | Nwaba | Pierre | W, 71-70 |
| Arkansas | Blakes | Moore | Oliver | Nwaba | Pierre | W, 101-60 |
| at Alabama | Blakes | Moore | Oliver | Nwaba | Pierre | W, 66-64 |
| at Florida | Blakes | Moore | Oliver | Nwaba | Pierre | W, 99-86 |
| Ole Miss | Blakes | Moore | Oliver | Nwaba | Pierre | L, 61-76 |
| at Texas | Blakes | Moore | Oliver | Nwaba | Pierre | L, 66-87 |
| Mississippi State | Blakes | Moore | Oliver | Nwaba | Pierre | L, 77-85 (2OT) |
| at Auburn | Blakes | Moore | Oliver | Nwaba | Pierre | W, 98-88 (OT) |

LINEUP RECORDS

| | |
|------------------------------------|------|
| Blakes/Moore/Oliver/Nwaba/Pierre | 14-6 |
| Blakes/Greene/Oliver/Nwaba/Pierre | 2-0 |
| Blakes/Moore/Oliver/Nwaba/Pierre | 1-0 |
| Blakes/Moore/Oliver/Nwaba/Mitchell | 1-0 |
| Blakes/Greene/Moore/Oliver/Pierre | 1-1 |

STAT SUPERLATIVES

MOST GAMES PLAYED

139, JORDYN OLIVER*

MOST GAMES PLAYED AT VANDY

99, SACHA WASHINGTON

MOST GAMES STARTED

94, LEILANI KAPINUS*

MOST GAMES STARTED AT VANDY

76, SACHA WASHINGTON

MOST CONSECUTIVE GAMES PLAYED

45, JORDYN OLIVER

MOST CONSECUTIVE GAMES STARTED

26, MIKAYLA BLAKES/JORDYN OLIVER

GAMES W/ DOUBLE-DIGIT POINTS

2024-25 CAREER

| | | |
|------------------|----|----|
| MIKAYLA BLAKES | 25 | 25 |
| KHAMIL PIERRE | 24 | 38 |
| IYANA MOORE | 19 | 63 |
| MADISON GREENE | 10 | 13 |
| LEILANI KAPINUS* | 3 | 62 |
| JANE NWABA* | 3 | 39 |
| AIYANA MITCHELL | 2 | 2 |
| JORDYN OLIVER* | 1 | 11 |
| AGA MAKURAT | 1 | 4 |
| SACHA WASHINGTON | -- | 50 |
| JUSTINE PISSOTT* | -- | 8 |
| JADA BROWN | -- | 2 |

20-PLUS POINT GAMES

2024-25 CAREER

| | | |
|------------------|----|----|
| MIKAYLA BLAKES | 16 | 16 |
| KHAMIL PIERRE | 15 | 16 |
| IYANA MOORE | 1 | 14 |
| MADISON GREENE | 1 | 1 |
| SACHA WASHINGTON | -- | 6 |
| LEILANI KAPINUS* | -- | 6 |
| JANE NWABA* | -- | 1 |

30-PLUS POINT GAMES

2024-25 CAREER

| | | |
|------------------|----|---|
| MIKAYLA BLAKES | 4 | 4 |
| KHAMIL PIERRE | 1 | 1 |
| IYANA MOORE | -- | 2 |
| SACHA WASHINGTON | -- | 1 |

40-PLUS POINT GAMES

2024-25 CAREER

| | | |
|----------------|---|---|
| MIKAYLA BLAKES | 2 | 2 |
| KHAMIL PIERRE | 1 | 1 |

50-PLUS POINT GAMES

2024-25 CAREER

| | | |
|----------------|---|---|
| MIKAYLA BLAKES | 2 | 2 |
|----------------|---|---|

GAMES W/ DOUBLE-DIGIT REBOUNDS

2024-25 CAREER

| | | |
|------------------|----|----|
| KHAMIL PIERRE | 14 | 18 |
| LEILANI KAPINUS* | 2 | 16 |
| JORDYN OLIVER* | 1 | 4 |
| SACHA WASHINGTON | -- | 27 |
| JANE NWABA* | -- | 14 |

DOUBLE-DOUBLES

2024-25 CAREER

| | | |
|------------------|----|----|
| KHAMIL PIERRE | 13 | 17 |
| LEILANI KAPINUS* | 2 | 14 |
| JORDYN OLIVER* | 1 | 4 |
| SACHA WASHINGTON | -- | 22 |
| JANE NWABA* | -- | 11 |

CURRENT DOUBLE-DIGIT SCORING STREAK

12, MIKAYLA BLAKES

CONSECUTIVE GAMES W/ MADE 3-POINTER

2, MIKAYLA BLAKES/MADISON GREENE/JUSTINE PISSOTT

CONSECUTIVE GAMES W/ AN ASSIST

26, MIKAYLA BLAKES

CONSECUTIVE GAMES W/ A STEAL

5, MIKAYLA BLAKES

CONSECUTIVE GAMES W/ A BLOCK

3, AIYANA MITCHELL

* STARTED COLLEGIATE CAREER AT ANOTHER SCHOOL





PLAYER QUICK NOTES



1 • MIKAYLA BLAKES

G • 5-8 • Fr. • Somerset, N.J. (Rutgers Prep HS)
Undeclared

| | GP-GS | MIN/G | FG% | 3FG% | FT% | R/G | A/G | STL | BLK | PTS/G |
|--------|-------|-------|------|------|------|-----|-----|-----|-----|-------|
| 24-25 | 26-26 | 31.2 | 46.7 | 32.0 | 88.4 | 3.4 | 3.1 | 2.5 | 0.3 | 23.0 |
| CAREER | 26-26 | 31.2 | 46.7 | 32.0 | 88.4 | 3.4 | 3.1 | 2.5 | 0.3 | 23.0 |

- Wooden Award Late Midseason Top 20 Watch List
- 7x SEC Freshman of the Week - 11.19, 11.26, 12.10, 1.28, 2.02, 2.11, 2.19
- Only NCAA Frosh to Avg. over 20 ppg (23.0 ppg)
- Leads all NCAA freshmen in scoring & steals
- Her 55 pts at Auburn (2/16) set the NCAA freshman record for most points in a game

TOP GAMES

| 24-25 SEASON | CAREER |
|-------------------------------------|-------------------------------------|
| PTS 55, at Auburn (02/16/25) | PTS 55, at Auburn (02/16/25) |
| REB 9, Mississippi State (02/13/25) | REB 9, Mississippi State (02/13/25) |
| AST 8, Hampton (11/20/24) | AST 8, Hampton (11/20/24) |



2 • JADA BROWN

G • 5-8 • Jr. • Bentonville, Ark. (Bentonville HS)
Human & Organizational Development • (Jay-Duh)

| | GP-GS | MIN/G | FG% | 3FG% | FT% | R/G | A/G | STL | BLK | PTS/G |
|--------|-------|-------|------|------|------|-----|-----|-----|-----|-------|
| 24-25 | 11-0 | 5.8 | 54.5 | 40.0 | 75.0 | 1.1 | 0.5 | 0.5 | 0.0 | 1.5 |
| CAREER | 60-22 | 13.8 | 29.3 | 28.6 | 79.2 | 0.9 | 0.6 | 0.4 | 0.0 | 2.7 |

- Scored a season-high 6 pts vs. West Georgia
- Two-time SEC Winter Academic Honor Roll
- Made 22 career starts, all in '22-23
- Scored career-high 12 points vs. No. 13/11 NC State (11/24/22)

TOP GAMES

| 24-25 SEASON | CAREER |
|---------------------------------------|--------------------------------------|
| PTS 6, West Georgia (12/21/24) | PTS 12, vs. NC State (11/24/22) |
| REB 2 (4x), Last: West Ga. (12/21/24) | REB 4 (4x), Last: Radford (12/31/22) |
| AST 2, Alabama A&M (12/29/24) | AST 5, Tarleton State (11/15/22) |



4 • MADISON GREENE

G • 5-6 • So. • Columbus, Ohio (Pickerington Central HS)
Medicine, Health & Society

| | GP-GS | MIN/G | FG% | 3FG% | FT% | R/G | A/G | STL | BLK | PTS/G |
|--------|-------|-------|------|------|------|-----|-----|-----|-----|-------|
| 24-25 | 26-4 | 22.0 | 44.0 | 37.1 | 85.1 | 2.4 | 1.4 | 1.2 | 0.0 | 7.8 |
| CAREER | 37-4 | 21.3 | 43.5 | 36.7 | 83.0 | 2.1 | 1.4 | 1.3 | 0.0 | 7.5 |

- Scored a career-high 25 pts at Dayton
- Leads the team in points off the bench at 8.2 ppg
- Made her first career start at South Fla. (11/14) and scored 15 points with a career-best 5 3-pt FG
- Scored double-digit pts off the bench in eight games this season

TOP GAMES

| 24-25 SEASON | CAREER |
|-------------------------------|-------------------------------|
| PTS 25, at Dayton (12/19/24) | PTS 25, at Dayton (12/19/24) |
| REB 6, Alabama A&M (12/29/24) | REB 6, Alabama A&M (12/29/24) |
| AST 6, Samford (11/22/24) | AST 6, Samford (11/22/24) |



5 • LEILANI KAPINUS

G • 5-10 • Gr. • Madison, Wis. (Penn State)
Human Development Studies • (LAY-lawn-EE, Cap-N-IS)

| | GP-GS | MIN/G | FG% | 3FG% | FT% | R/G | A/G | STL | BLK | PTS/G |
|--------|--------|-------|------|------|------|-----|-----|-----|-----|-------|
| 24-25 | 25-0 | 18.0 | 44.8 | 25.0 | 75.0 | 3.3 | 1.6 | 1.7 | 0.5 | 4.2 |
| CAREER | 120-94 | 25.4 | 48.0 | 27.7 | 66.7 | 5.8 | 2.1 | 2.3 | 1.0 | 9.5 |

- Recorded two double-doubles on the year
- Made her Vanderbilt debut on Nov. 8 vs. Austin Peay
- Two-Time All-Big Ten HM & Defensive Team ('23, '24)
- Her 228 steals at Penn State ranks 11th in school history
- Scored 1,134 pts in 120 collegiate games

TOP GAMES

| 24-25 SEASON | CAREER |
|-------------------------------|--------------------------------------|
| PTS 11, Samford (11/22/24) | PTS 25, vs. Saint Francis (12/17/23) |
| REB 11, Evansville (12/14/24) | REB 15, vs. George Mason (3/21/24) |
| AST 6, Samford (11/22/24) | AST 6 (2x), Last: Samford (11/22/24) |



10 • JANE NWABA

G • 5-10 • Gr. • Carlson, Calif. (Pepperdine)
Medicine, Health & Society • (Wah-BUH)

| | GP-GS | MIN/G | FG% | 3FG% | FT% | R/G | A/G | STL | BLK | PTS/G |
|--------|--------|-------|------|------|------|-----|-----|-----|-----|-------|
| 24-25 | 26-24 | 15.1 | 45.8 | 37.1 | 75.0 | 2.4 | 1.0 | 0.7 | 0.3 | 4.7 |
| CAREER | 131-88 | 22.5 | 42.2 | 25.9 | 61.4 | 4.7 | 1.6 | 0.9 | 0.4 | 6.9 |

- Scored a season-high 13 pts vs. Arkansas (Jan. 23)
- Started in 24 games & appeared in all 26 games
- Collected 11 career double-doubles, with nine coming during '23-24
- Averaged 10.0 pts, 6.9 reb, 2.6 ast, & 1.1 stl over her final two seasons at Pepperdine

TOP GAMES

| 24-25 SEASON | CAREER |
|-----------------------------------|-------------------------------------|
| PTS 13, Arkansas (01/23/25) | PTS 22, San Francisco (2/1/24) |
| REB 6 (2x), Last: Tenn. (1/19/25) | REB 12 (3x), Last: at LMU (1/27/24) |
| AST 3, Lipscomb (11/4/24) | AST 8, at San Francisco (1/11/24) |



11 • JORDYN OLIVER

G • 5-10 • Gr. • Carlson, Calif. (Baylor • Duke)
Leadership & Organizational Performance

| | GP-GS | MIN/G | FG% | 3FG% | FT% | R/G | A/G | STL | BLK | PTS/G |
|--------|--------|-------|------|------|------|-----|-----|-----|-----|-------|
| 24-25 | 26-26 | 30.6 | 46.4 | 0.0 | 76.9 | 4.8 | 3.8 | 1.6 | 0.5 | 3.8 |
| CAREER | 139-59 | 19.6 | 49.7 | 21.4 | 51.9 | 3.6 | 2.6 | 1.0 | 0.3 | 4.0 |

- Dished out 3-plus assists in 18 games this season
- Appeared in 139 collegiate games with 59 starts
- One of two players to start in all 26 games - M. Blakes
- Played 2 seasons at Baylor then 1 year at Duke
- Her 11-ast, 10 reb double-double vs. Georgia is the 1st Vandy double-double w/ ast & reb since 1999-00

TOP GAMES

| 24-25 SEASON | CAREER |
|---------------------------------------|---------------------------------------|
| PTS 10, vs. Michigan State (11/27/24) | PTS 15 (2x), Last: WKU (11/15/23) |
| REB 10, Georgia (01/02/25) | REB 11 (2x), Last: vs. UNI (11/25/23) |
| AST 11, Georgia (01/02/25) | AST 11, Georgia (01/02/25) |



12 • KHAMIL PIERRE

F • 6-2 • So. • Phoenix, Ariz. (Perry HS)
Undeclared • (KAH-Meel, Pea-Air)

| | GP-GS | MIN/G | FG% | 3FG% | FT% | R/G | A/G | STL | BLK | PTS/G |
|--------|-------|-------|------|------|------|-----|-----|-----|-----|-------|
| 24-25 | 25-25 | 30.6 | 52.1 | 30.8 | 67.2 | 9.9 | 2.0 | 2.9 | 0.3 | 21.2 |
| CAREER | 58-36 | 24.1 | 48.2 | 27.3 | 67.0 | 7.3 | 1.2 | 1.8 | 0.4 | 14.2 |

- Naismith Trophy Midseason Team
- Naismith Defensive POTY watch list
- 2x SEC Player of the Week - Nov. 26, Dec. 17
- Scored a career-high 42 pts vs. Evansville (Dec. 14)
- Only NCAA D-I player to average at over 21.0 ppg and 9.9 rpg this season

TOP GAMES

| 24-25 SEASON | CAREER |
|---------------------------------|---------------------------------|
| PTS 42, Evansville (12/14/24) | PTS 42, Evansville (12/14/24) |
| REB 18, Evansville (12/14/24) | REB 18, Evansville (12/14/24) |
| AST 5 (2x), Last: UK (01/05/25) | AST 5 (2x), Last: UK (01/05/25) |



13 • JUSTINE PISSOTT

G/F • 6-4 • Jr. • Toms River, N.J. (Tennessee)
Human & Organizational Development • (Pih-SOT)

| | GP-GS | MIN/G | FG% | 3FG% | FT% | R/G | A/G | STL | BLK | PTS/G |
|--------|-------|-------|------|------|------|-----|-----|-----|-----|-------|
| 24-25 | 17-0 | 8.9 | 38.6 | 32.3 | 75.0 | 2.0 | 0.5 | 0.2 | 0.1 | 2.9 |
| CAREER | 77-28 | 13.5 | 35.6 | 33.9 | 76.9 | 1.7 | 0.6 | 0.2 | 0.3 | 4.3 |

- Score a season-best 7 pt. at Florida
- Made season debut vs. Butler (Nov. 17)
- Appeared in 37 games and made 28 starts in her first season at Vanderbilt in '23-24
- Played her freshman season at Tennessee

TOP GAMES

| 24-25 SEASON | CAREER |
|----------------------------------|--|
| PTS 7, at Florida (01/30/25) | PTS 17, Dayton (12/20/23) |
| REB 7, Appalachian St. (12/1/24) | REB 7, Appalachian St. (12/1/24) |
| AST 2, Ole Miss (02/02/25) | AST 4 (2x), Last: at UT Martin (11/9/23) |



14 • AIYANA MITCHELL

F • 6-4 • So. • Colorado Springs, Colo. (Fountain-Carson HS)
Undeclared • (EYE-ON-UH)

| | GP-GS | MIN/G | FG% | 3FG% | FT% | R/G | A/G | STL | BLK | PTS/G |
|--------|-------|-------|------|------|------|-----|-----|-----|-----|-------|
| 24-25 | 26-1 | 11.7 | 56.3 | 0.0 | 63.3 | 3.2 | 0.3 | 0.6 | 0.7 | 3.8 |
| CAREER | 41-1 | 8.8 | 56.1 | 0.0 | 61.8 | 2.3 | 0.2 | 0.4 | 0.6 | 2.8 |

- Averaging 3.8 ppg and 3.2 rpg in 26 games in '24-25
- Made her first career start vs. App State (Dec. 1)
- Pulled down a career-high 6 reb. vs. Mich. State & App State
- Scored career-high 10 pts twice this season

TOP GAMES

| 24-25 SEASON | CAREER |
|--------------------------------------|--------------------------------------|
| PTS 10 (2x), Last: App St. (12/1/24) | PTS 10 (2x), Last: App St. (12/1/24) |
| REB 7 at Auburn (02/16/25) | REB 7 at Auburn (02/16/25) |
| AST 2, West Georgia (12/21/24) | AST 2, West Georgia (12/21/24) |



23 • IYANA MOORE

G • 5-8 • Sr. • Milwaukee, Wis. (Blackman HS)
Human & Organizational Development • (EYE-ON-UH)

| | GP-GS | MIN/G | FG% | 3FG% | FT% | R/G | A/G | STL | BLK | PTS/G |
|--------|-------|-------|------|------|------|-----|-----|-----|-----|-------|
| 24-25 | 25-24 | 31.6 | 37.3 | 34.0 | 83.3 | 2.9 | 2.5 | 1.0 | 0.2 | 12.9 |
| CAREER | 93-74 | 32.4 | 37.5 | 35.4 | 82.1 | 3.1 | 2.6 | 1.3 | 0.2 | 13.3 |

- Third on the team in scoring at 12.9 ppg
- Her 1,235 pts ranks 25th in school history
- Her 188 career 3P FGM ranks 8th at Vandy
- Scored her 1,000th career pt vs. App State

TOP GAMES

| 24-25 SEASON | CAREER |
|-----------------------------------|-------------------------------|
| PTS 23, at LSU (01/13/25) | PTS 37, at Kentucky (1/11/24) |
| REB 7, at Florida (01/30/25) | REB 9, at Missouri (2/29/24) |
| AST 7 (2x), Last: AAMU (12/29/24) | AST 8, at Kentucky (1/11/24) |



PLAYER QUICK NOTES



24 • AGA MAKURAT

G • 6-2 • So. • Sierakowice, Poland (Sopocka Akademia Tenisowa)
Human & Organizational Development • (AH-Gah MOCK-ew-RAH)

| | GP-GS | MIN/G | FG% | 3FG% | FT% | R/G | A/G | STL | BLK | PTS/G |
|--------|-------|-------|------|------|-------|-----|-----|-----|-----|-------|
| 24-25 | 11-0 | 12.0 | 28.6 | 23.7 | 1.000 | 2.5 | 0.9 | 0.3 | 0.5 | 3.5 |
| CAREER | 44-3 | 13.7 | 32.6 | 29.7 | 80.0 | 1.7 | 0.7 | 0.3 | 0.4 | 3.8 |

- Scored a season-high 10 pts vs. App State
- Appeared in 44 games and made three starts at Vanderbilt
- Shot 32.2% from behind the arc in '23-24
- Led the Commodores in scoring twice in '23-24

TOP GAMES

| 24-25 SEASON | | CAREER | |
|--------------|-----------------------------------|--------|--|
| PTS | 10, Appalachian St. (12/1/24) | PTS | 18 (2x), Last: at South Carolina (1/28/24) |
| REB | 5 (2x), Last: West Ga. (12/21/24) | REB | 7, at South Carolina (1/28/24) |
| AST | 3, Appalachian St. (12/1/24) | AST | 3 (3x), Last: App State (12/1/24) |



30 • TRINITY WILSON

F • 6-3 • Fr. • Lakeville, Minn. (Lakeville North HS)
Undeclared

| | GP-GS | MIN/G | FG% | 3FG% | FT% | R/G | A/G | STL | BLK | PTS/G |
|--------|-------|-------|------|------|------|-----|-----|-----|-----|-------|
| 24-25 | 10-0 | 4.8 | 38.1 | --- | 33.3 | 1.4 | 0.5 | 0.0 | 0.2 | 1.7 |
| CAREER | 10-0 | 4.8 | 38.1 | --- | 33.3 | 1.4 | 0.5 | 0.0 | 0.2 | 1.7 |

- Scored career-best 6 pts vs. West Ga. on 12.21
- Pulled down 5 reb and scored 2 pts in her debut vs. Lipscomb (11/4/24)
- Ranked the fifth-best player in Minnesota according to PrepGirlsHoops.com
- Collected over 1,000 pts and 1,000 reb during her prep career

TOP GAMES

| 24-25 SEASON | | CAREER | |
|--------------|-------------------------------|--------|-----------------------------------|
| PTS | 6, West Georgia (12/21/24) | PTS | 6, West Georgia (12/21/24) |
| REB | 5 (2x), Last: APSU (11/8/24) | REB | 5 (2x), Last: APSU (11/8/24) |
| AST | 1 (5x), Last: AAMU (12/29/24) | AST | 1 (4x), Last: West Ga. (12/21/24) |



35 • SACHA WASHINGTON

F • 6-2 • Sr. • Lawrenceville, Ga. (Collins Hill HS)
Human & Organizational Development • (Sah-SHUH)

| | GP-GS | MIN/G | FG% | 3FG% | FT% | R/G | A/G | STL | BLK | PTS/G |
|--------|-------|-------|------|------|------|-----|-----|-----|-----|-------|
| 24-25 | --- | --- | --- | --- | --- | --- | --- | --- | --- | --- |
| CAREER | 99-72 | 24.9 | .487 | .000 | .639 | 7.3 | 1.1 | 1.0 | 1.1 | 10.2 |

- Redshirting during the '24-25
- Cheryl Miller Award Preseason Watchlist
- Appeared in 99 games and made 72 starts in three seasons at Vanderbilt
- Led the team with 8 double-doubles in '23-24
- Led Vandy with 7.9 rpg in '23-24

TOP GAMES

| 24-25 SEASON | | CAREER | |
|--------------|----|--------|-----------------------------|
| PTS | -- | PTS | 33, vs. La. Tech (12/03/22) |
| REB | -- | REB | 17, Fairfield (11/12/23) |
| AST | -- | AST | 7, Fairfield (11/12/23) |



-- • MONIQUE WILLIAMS

F • 6-3 • Fr. • Perth, Australia (Willeton Senior HS)
Undeclared • (Moh-NEEK)

| | GP-GS | MIN/G | FG% | 3FG% | FT% | R/G | A/G | STL | BLK | PTS/G |
|--------|-------|-------|-----|------|-----|-----|-----|-----|-----|-------|
| 24-25 | --- | --- | --- | --- | --- | --- | --- | --- | --- | --- |
| CAREER | --- | --- | --- | --- | --- | --- | --- | --- | --- | --- |

- Enrolled after the 2024 Fall semester & will sit out for the rest of '24-25 then begin her Commodore career in '25-26 with four years of eligibility
- Helped Australia win Gold at the FIBA U18 Women's Asia Cup
- Averaged 7.0 pts & 4.0 reb in five games at the FIBA U18 Women's Asia Cup

TOP GAMES

| 24-25 SEASON | | CAREER | |
|--------------|----|--------|----|
| PTS | -- | PTS | -- |
| REB | -- | REB | -- |
| AST | -- | AST | -- |



HC • SHEA RALPH

Fourth Season • UConn '01
7-Time NCAA National Champion • 2000 NCAA Tournament MOP

- 70-55 overall record through three seasons at Vanderbilt
- Guided Vanderbilt to its first NCAA Tournament bid since the 2014 NCAA Tournament in 2023-24 and posted the Dores' first NCAA Tournament victory since 2013
- Posted the largest win improvement from one season to next in school history during the 2023-24 season, as Vandy's 23 victories marked an 11-win improvement from 2022-23
- Guided Vandy to a school record six SEC road wins in '23-'24
- Five players have earned All-SEC honors under Ralph

RALPH COACHING CAREER AT VANDERBILT

| SEASON | OVERALL | SEC | SEC FINISH | POSTSEASON |
|--------------|--------------|--------------|------------|-----------------------|
| 2021-22 | 16-19 | 4-12 | T-12th | WNIT Sweet 16 |
| 2022-23 | 12-19 | 3-13 | 12th | -- |
| 2023-24 | 23-10 | 9-7 | 6th | NCAA 1st Rd |
| 2024-25 | 19-7 | 6-6 | -- | -- |
| TOTAL | 70-55 | 22-38 | | 1 NCAA, 1 WNIT |

DORE NOTES

J.O.'S LEADERSHIP

Graduate student Jordyn Oliver enters Thursday ranked 17th in NCAA Division I in assist-to-turnover ratio at 2.58. The guard leads the team in assists at 3.8 per game, while her 98 total assists are ninth-most in the SEC this season.

Oliver, who is in her sixth season of collegiate basketball, has played in 138 career games, which is tied for 95th-most by active NCAA Division I players.

LENDING A HAND

The Commodores rank 35th nationally in assists per game at 16.5. Vanderbilt handed out a season-best 30 assists against Alabama A&M on Dec. 29. The Dores have dished out 20 or more assists in eight games this season. The Dores are also 35th in the NCAA in assist/turnover ratio at 1.18, which is fifth-best in the SEC.

DYNAMIC DUO

Sophomore Khamil Pierre and freshman Mikayla Blakes are the only pair of teammates in all of NCAA Division I to average over 20.0 points per game. Blakes enters the week ranked sixth nationally at 23.0 points per contest, while Pierre's 21.2 points per contest is 13th in the nation.

Combined, Pierre and Blakes are averaging a combined 44.2 points per game this season make them the highest scoring tandem in the SEC.

KHAMIL'S AMONG SEC'S BEST

Pierre currently ranks second in the SEC in field goals made (222) and steals (73). She ranks in the top four in the conference in double-doubles (2nd; 13), steals per game (2nd; 2.92), rebounds per game (2nd; 9.9), and points per game (4th; 21.2).

PUTTING UP THE POINTS

Vanderbilt's 84.7 points per game average is seventh-best in all of NCAA Division I this season, while it is fourth-highest scoring average in the SEC. Vandy has scored 90-plus points in 12 games this season.

CASHING IN AT THE FREE THROW LINE

The Commodores enter the week leading the SEC in team free throw percentage at 78.5 percent. It is the 1th-best free throw percentage in NCAA Division I this season. Freshman Mikayla Blakes leads Vanderbilt with an 88.4 percent free throw percentage, which is third in the SEC and 23rd in NCAA. Blakes is making 90.7 percent (97-of-107) of her free throws in SEC play.





12 KHAMIL PIERRE

@khamil.Pierre
@KhamilPierre

ALL-AMERICAN CANDIDATE & WOODEN AWARD MIDSEASON TOP 25

BY THE NUMBERS

42

SCORED 42 POINTS TO SET A THEN VANDERBILT SINGLE-GAME SCORING RECORD - VS. EVANSVILLE • DEC. 14
Passed by Mikayla Blakes' 53 points at Fla. on 1.30.25

30

IS 1 OF 30 PLAYERS NAMED TO THE NAISMITH TROPHY MIDSEASON TEAM

27

SCORED 10-PLUS POINTS IN 27 OF HER LAST 28 GAMES

15

SCORED 20-PLUS POINTS IN 15 GAMES THIS SEASON
HAD ONE CAREER GAME WITH 20-PLUS POINTS ENTERING 2024-25 SEASON

13

RANKS 11th IN NCAA WITH 12 DOUBLE-DOUBLES
SECOND-MOST IN A SEASON BY A DORE SINCE 1999-00

7

RANKS IN THE TOP 15 IN NCAA IN 8 CATEGORIES
FG Made (4th; 222) • Double-Doubles (11th; 13)
FG Attempts (9th; 426) • Steals (13th; 73)
Pts Per Game (13th; 21.2) • Pts Scored (14th; 530)
Steals Per Game (15th; 2.92)

2

NAMED SEC PLAYER OF THE WEEK 2 TIMES THIS SEASON
1-OF-2 PLAYERS TO WIN THE AWARD TWICE

1

ONLY PLAYER IN NCAA TO AVERAGE OVER 21.0 PTS AND 9.5 REB PER GAME AND BE IN THE TOP 15 NATIONALLY IN SCORING AND STEALS



1 MIKAYLA BLAKES

@mikaylablakes
@mikaylablakes
@mikaylablakes

NATIONAL FRESHMAN OF THE YEAR CANDIDATE

BY THE NUMBERS

55

SCORED 55 POINTS TO SET NCAA FRESHMAN SINGLE-GAME SCORING RECORD THE MOST POINTS SCORED IN SEC HISTORY & VANDERBILT WOMEN'S BASKETBALL HISTORY

23.0

ONLY NCAA DIVISION FRESHMEN TO AVERAGE OVER 20.0 POINTS PER GAME

16

SCORED 20-PLUS POINTS IN 16 GAMES THIS SEASON MOST BY AN NCAA FRESHMAN IN 2024-25

13

BEGAN HER VANDY CAREER ON A 13-GAME DOUBLE-DIGIT SCORING STREAK LONGEST SCORING STREAK BY A DORE TO OPEN THEIR CAREER SINCE 1999-00

12

RANKS IN THE TOP 10 AMONG NCAA FRESHMEN IN 12 CATEGORIES

Scoring (1st; 23.0) • Points Scored (1st; 599)
FG Made (1st; 199) • FG Attempts (1st; 426)
FT Percentage (1st; 88.4%) • FT Attempts (2nd; 164)
3-Pt FG Attempts (2nd; 175) • FT Made (2nd; 145)
Steals (3rd; 66) • Steals/Game (3rd; 2.54)
3-Pt FG Made (5th; 56) • FG Percentage (6th; 46.7%)

7

NAMED SEC FRESHMAN OF THE WEEK 7 TIMES THIS SEASON

1-OF-3 POWER 4 PLAYERS TO THEIR CONFERENCE'S FRESHMAN OF THE WEEK AWARD SEVEN OR MORE TIMES

1

ONLY PLAYER TO RANK IN THE TOP 10 AMONG FRESHMEN NATIONALLY IN POINTS SCORED, STEALS, AND 3-POINTERS MADE





DORE NOTES

MOORE MOVING UP

Senior Iyana Moore is moving up rapidly on Vanderbilt's 1,000-point and all-time 3-pointers made list. The guard comes into today's game in eighth place on Vandy's all-time 3-point made field goal list with 188. She is 15 trifectas away from 3-pointers from moving into seventh place, which is currently held by Julie Powell (1991-94).

Additionally, Moore's 1,235 career points rank 25th all-time in Commodore women's basketball history. She is seven points shy from passing Carolyn Pech (1,240; 1985-88) for 24th on the list.

BLAKES LEADING THE FRESHMEN

Mikayla Blakes ranks in the top 10 among all NCAA freshmen in 12 categories. Blakes is the only player to rank in the top 10 freshmen nationally in scoring (1st; 21.8), points scored (1st; 599), field goals made (1st; 199), free throw percentage (1st; 88.4%), steals (3rd; 66), and 3-point field goals made (5th; 56).

The Somerset, New Jersey, native has won SEC Freshman of the Week a league-high seven times, breaking Khamil Pierre's school record of five selections set in 2023-24. Blakes is one of three Power 4 players to win their conference's weekly freshman award seven or more times this season.

DOUBLE-DOUBLE MACHINE

Khamil Pierre is 11th in NCAA Division I with 13 double-doubles entering the weekend. She is one of 18 players nationally to collect 13 or more double-doubles during the 2024-25 season.

Pierre's 13 double-doubles are the second-most in a single-season in since 1999-00. Current assistant coach Ashley Earley collected 14 double-doubles during the 2004-05 season, which is the most by a Dore since the turn over the century.

GETTING MULTIPLE TOP 25 WINS

The Commodores have collected wins over No. 15 Tennessee (71-70) and at No. 19 Alabama (66-64), marking the first time since the 2015-16 campaign the Dore have posted multiple wins over ranked teams in the same season. Vanderbilt will be searching for its second top-25 road win of the campaign.

The last time the Commodores knocked off multiple top-25 teams on the road in the same season came during the 2015-16 campaign. Vanderbilt won at No. 12/12 Kentucky, 71-69, and at No. 24/24 Missouri, 56-52, that season. The win at No. 24-ranked Missouri on Feb. 28, 2016, was also the last time Vanderbilt collected a win over a ranked team on the road.

GETTING THEIR HANDS ON THE BALL

Vandy has been getting hands into the passing lane with great efficiency this season. The Commodores rank inside the top 25 in all of NCAA Division I in steals per game (11th; 12.5), turnover margin (14th; 7.31), turnovers forced per game (22nd; 21.31).

Vanderbilt has forced teams into 20 or more turnovers in 17 games this season. Vandy's season-high 36 turnovers forced vs. Evansville on Dec. 14 is tied for the seventh-most in a game in program history.

SCORING STREAKS

Freshman Mikayla Blakes has tallied double-figure points in 12-straight contests, and in 25 of the 26 collegiate games her has played in. Sophomore Khamil Pierre has registered double-digit points in 27 of her last 28 games dating back to last season.

Recently, Pierre had her 23-game streak snap. Pierre's 23-game streak was the longest by a Commodore since 2006-07 when Carla Thomas registered double-digit points in 29-straight games. Pierre's streak was also the fourth-longest double-digit scoring streak by a Dore since 1999-00.

PIERRE'S ELITE NUMBERS

Sophomore Khamil Pierre currently ranks fourth all in NCAA Division I in field goals made with 222 and 11th in double-doubles with 13. The 6-2 forward ranks in the top 15 nationally in seven categories. She is the only NCAA Division I player placed in the top 15 in scoring (13th: 21.2 ppg) and steals per game (15th; 2.92) and she is the lone player in the country to average over 21.0 points and 9.5 rebounds per game this season.

BLAKES' CASE FOR NATIONAL FRESHMAN OF THE YEAR

Freshman guard Mikayla Blakes is making a strong case for national freshman of the year consideration. The 5-8 guard leads all NCAA Division I freshmen in scoring (23.0 ppg), points scored (599), free throw percentage (88.4%) and field goals made (199).

She set the NCAA freshman single-game scoring record with 55 points at Auburn in a 98-88 overtime win on Feb. 16. It was her second game with 50-plus points this season, as she also scored 53 points at Florida on Jan. 30. She is the first player since Mississippi Valley State's Patrica Hoskins in 1988-89 to have multiple games of 53-plus points in the same season.

Her 55 points were also an SEC single-game record, regardless of class, and set Vanderbilt's single-season record, breaking Khamil Pierre's previous school record of 42 points, set back on Dec. 14. Blakes is one of two NCAA freshmen this season to have multiple games with 30-plus points.

WINNING BIG

Vanderbilt holds the 24th-best margin of victory in the nation coming into the week. The Commodores are beating teams by an average of 17.7 points per game this season. Vandy has posted seven wins of 40-plus points during the 2024-25 season.

GETTING NATIONALLY RANKED

Vanderbilt broke into the Associated Press Top 25 for the first time since the 2013-14 season on Jan. 27 in at No. 23. The Commodores also checked in at No. 23 in the USA Today/WBCA Coaches Poll, as it marked the second-straight season the Dore have been featured in the Coaches Poll. The rankings marked the first time Vanderbilt has been in both polls since Feb. 18, 2014.

BREAKING THE CENTURY MARK

Vanderbilt scored 100-plus points for the sixth time this season in the 101-60 win over Arkansas on Jan. 23. The six games scoring 100 or more points sets the program record for most 100-point games collected in a single season. It is also the first time in school history that the Commodores have scored 100-plus points in two SEC games in the same season.

Vandy has previously registered a 102-50 win over Lipscomb in the season opener on Nov. 4 and on Nov. 22 in a 104-59 win over Samford. More recently, the Dore scored a 106-40 win over Evansville on Dec. 14 and a 108-82 win over Georgia on Jan. 2.

MIKAYLA AND KHAMIL NATIONALLY RECOGNIZED

Vanderbilt's underclassmen duo of freshman Mikayla Blakes and sophomore Khamil Pierre have earned their fair share of national recognition of late, as each was named to the Jersey Mike's Naismith Trophy Women's College Player of the Year Midseason Team on Feb. 12. The Vandy duo were two of 30 players named to the team, while they were two of 11 SEC players selected. Blakes was one of two freshmen to earn a selection, while Pierre was one of six sophomores.

Additionally, Blakes was named to the John R. Wooden Late Midseason Top 20 watch list on Feb. 11, while Pierre was selected to the Naismith Defensive Player of the Year watch list on Feb. 5.

Record-Setting SEC Player of the Week for Blakes

Mikayla Blakes was named the SEC Freshman of the Week for a league-leading sixth time to set the school record for the most weekly SEC frosh awards earned in a season.

Blakes scored 22 points, pulled down four rebounds, and collected three steals at No. 4/6 Texas last Thursday in her lone contest of the week. Her six SEC Freshman of the Week selections sets the school record for most weekly SEC freshman honors in a season, breaking Khamil Pierre's previous record of five set during the 2023-24 campaign.





DORE NOTES

BLAKES SETS NCAA TRUE FRESHMAN SCORING RECORD

Mikayla Blakes rewrote the NCAA women's basketball record book once again on Jan. 30 at Florida, as the Vanderbilt women's basketball standout broke the NCAA true freshman record for most points scored in a game with a 53-point performance to lead the No. 23/23-ranked Commodores to a 99-86 road win.

Blakes' 53 points are the most scored in a game by a first-year player at the NCAA Division I level, breaking JuJu Watkins' NCAA true freshman single-game scoring record of 51 points, set by the Southern California standout last season. Blakes was one point short of setting the NCAA Division I single-game women's basketball freshman scoring record, held by Delaware's Elena Delle Donne, who scored 54 points in a contest as a redshirt freshman in 2009-10. Delle Donne spent her first season as an NCAA student-athlete on Delaware's volleyball team before playing four seasons of women's basketball for the Blue Hens.

Blakes is the only Division I player — men's or women's — to score at least 50 points in a game this season. Additionally, she set both the SEC and the Vanderbilt women's basketball single-game scoring records. The freshman broke Jocelyn Penn's (LSU) SEC single-game record of 51 points, scored on Jan. 4, 2003, against Stetson. Blakes also surpassed Khamil Pierre's previous school record of 42 points, which was set on Dec. 17 vs. Evansville.

ANOTHER 20-POINT OUTING FOR BLAKES AND PIERRE

Freshman Mikayla Blakes (22 points) and sophomore Khamil Pierre (26 points) each scored 20-plus points in the Feb. 6 loss at No. 4/6 Texas, marking the 10 time this season the duo has registered 20 or more points each in the same game.

The Vanderbilt underclassmen are the only set of teammates in the nation to average over 20 points each this season. Blakes leads the team at 22.1 points per game and Pierre chips in 21.1 points per contest. Blakes has had a total of 15 games this season with 20-plus points, while Pierre has score 20 or more points in 13 games.

SETTING QUARTER RECORDS

Vanderbilt outscored Appalachian State 33-2 in the first quarter en route to a 94-40 win on Dec. 1. The two points scored against the Commodores were the fewest points the program has allowed in any quarter in school history. The plus-31-point advantage at the end of the quarter marked the largest scoring margin in a single quarter in program history. The NCAA moved women's basketball from two halves to four quarters prior to the start of the 2015-16 season.

GREENE GETS A MEDICAL WAIVER

Vanderbilt guard Madison Greene was granted a medical waiver for the 2023-24 season, which will give her an additional year of eligibility. Last season, Greene sustained a season-ending injury on Dec. 17 vs. Lipscomb. She will now be considered a redshirt freshman in terms of athletic eligibility.

OLIVER'S RARE DOUBLE-DOUBLE

Graduate Jordyn Oliver collected a double-double in the win over Georgia with a career-best 11 assists and 10 rebounds on Jan. 2.

It marked the first time a Commodore has posted a double-double via assists and rebounds since 1999-00. She is also the sixth SEC player to accomplish the feat since the turn of the century.

MADDIE'S HOMECOMING

Sophomore Madison Greene had a memorable return trip to her home state of Ohio, as she scored a career-high 25 points off the bench against at Dayton on Dec. 19. Greene is the first Dore to score at least 25 points in a reserve role since Erin Whalen's 25-point performance vs. No. 10-ranked South Carolina on Jan. 18, 2018.

PIERRE'S FOUR-GAME DOUBLE-DOUBLE STREAK COMES TO AN END

Sophomore Khamil Pierre had her four-game double-double streak come to an end against Alabama A&M on Dec. 29. It is tied for the second-longest double-double streak at Vanderbilt since 1999-00 with Mariella Fasoula, who had four in a row in 2019-20. Current Vanderbilt assistant coach Ashley Earley's six-straight double-doubles in 2004-05 is the longest streak since 1999-00.

BLAKES' RECORD SEC DEBUT

Mikayla Blakes' 36-point performance in the 108-82 win over Georgia in the 2025 SEC opener set Vanderbilt's record for most points scored by a freshman in a game. Blakes broke a program record that stood since 1981-82, the first season the NCAA sponsored women's basketball, when Barbara Brackman's 42 points against Tennessee on Feb. 26, 1982.

Blakes shot 45 percent from the floor and matched her career-high of five made 3-pointers in the win over the Lady Bulldogs. The Somerset, New Jersey, native dished out five assists and did not commit a turnover in 33 minutes of action during her SEC debut. The guard went 13-of-14 from the free throw line, as the 13 made charity tosses are the most by a Dore in a game this season. It was Blakes' ninth game with 20 or more points this season, which leads all NCAA freshmen and sets a record for the most 20-point games in a season by a Vandy freshman.

The 36 points are the most points scored by a freshman in the country this season and the most points scored by an NCAA Division I freshman since Audi Crooks' 40-point performance against Maryland in the 2024 NCAA Tournament. It is also the most points registered by an SEC frosh since Mikaylah Williams' 42 points vs. Kent State on Nov. 14, 2013.

KHAMIL COMING UP ACES AGAINST EVANSVILLE

The 42 points, 18 rebounds, and eight steals for Khamil Pierre against Evansville establish new career highs in each category. Her combined 60 points and rebounds are the most collected by a Vanderbilt women's basketball player in a game in program history. Her 42-point performance last Saturday also extended her career-long double-digit scoring streak to 13 games dating back to last season. She also collected her eighth double-double of the season, which is tied for the sixth-most in a season since 1999-00.

Pierre is the fifth NCAA Division I women's basketball player since 1999-00 to have a game stat line of 40-plus points, 15-plus rebounds, and 5-plus steals, and she is the first player to accomplish the feat since the 2013-14 season. Pierre is the fifth Commodore since 1999-00 to have a game with 30-plus points and 10-plus rebounds.

PIERRE'S 42-POINT PERFORMANCE

Khamil Pierre put on one of the most memorable performances in Vanderbilt women's basketball history in the 106-40 win over Evansville on Dec. 14. She posted 42 points, 18 rebounds, and eight steals in the win over the Purple Aces. Her 42-point performance set a new program record for most points scored in a single game, passing the previous mark of 41 points shared by Chantelle Anderson (Feb. 8, 2001) and Ciaja Harbison (Jan. 29, 2023).

The 6-2 forward started her day with a bang against the Purple Aces, scoring 20 points in the first quarter. Pierre's performance in the opening frame on Saturday marked the most points scored by a Commodore in the first quarter in program history. Additionally, Pierre ties Marnelle Garraud's program record for most points scored in any quarter, which was set on Jan. 16, 2023, in the fourth quarter at Arkansas.

Her 19 made field goals tie the program record for more field goals made in a game in Vanderbilt history, tying Anderson's 19 made field goals in her 40-point performance vs. Portland State. The 19 made field goals are also the sixth-most in SEC history.

The 42 points scored are the most in an NCAA Division I game this season. It is also tied for the most points scored by an SEC player since the 2020-21 season.

HISTORIC START FOR BLAKES

Freshman Mikayla Blakes scored 10-plus points in each of her first 13 games to begin her Vanderbilt career, ending on Dec. 29 vs. Alabama A&M. She is the first Dore since at least 1999-00 to open their Vandy career with 13-straight games with 10-plus points. Additionally, it is the fourth-longest double-digit scoring streak to begin a season in school history.

MIXING AND MATCHING

Vanderbilt used its fourth different starting lineup in the Dec. 1 win over Appalachian State, as graduate student Jane Nwaba returned to the starting five and sophomore Aiyana Mitchell made her first career start. Mitchell makes the seventh different Commodore to record a start through the season's first 10 games.





DORE NOTES

DOUBLE-DOUBLE DUO

Sophomore Khamil Pierre and graduate student Leilani Kapinus became the first set of Commodore teammates to record a double-double in the same game this season the win over Samford on Nov. 22. Pierre registered 21 points and 12 rebounds to post her fifth double-double of the season, while Kapinus collected 11 points and 10 rebounds to record her first at Vanderbilt. It is the first time since March 7, 2024, that two Vanderbilt players posted a double-double in the same game, as Pierre and Sacha Washington accomplished the feat against Florida in the second round of the 2024 SEC Tournament.

PIERRE'S SEASON-OPENING DOUBLE-DOUBLE STREAK

Khamil Pierre opened the 2024-25 season posting a double-double in three-straight games. She became the first Commodore since Koi Love in 2020-21 to open a season collecting three-straight double-doubles.

GREENE MAKING THE MOST OF HER FIRST START

Sophomore Madison Greene shined in her first career start at Vanderbilt in the 62-49 win at South Florida on Nov. 14. The guard was inserted into the lineup with senior Iyana Moore battling back spasms and turned in a season-high 15 points. Greene hit a career-best five 3-point field goals against the Bulldogs. She is the first Commodore to hit five 3-pointers in a game since Justine Pissott against Dayton on Dec. 20, 2023.

SEASON-OPENING DOUBLE-DOUBLE FOR KHAMIL

Khamil Pierre got her sophomore campaign started in a big way, as the 6-2 forward scored 25 points and pulled down 14 rebounds in the season-opening win over Lipscomb. It was the first time that a Commodore posted a double-double in a season opener since Koi Love's 24-point, 10-rebound performance at Little Rock in the first game of the 2020-21 season. It is Pierre's fifth career double-double, while she extended her double-digit scoring streak to four games dating back to last season.

A REMARKABLE DEBUT

Freshman Mikayla Blakes put on a spectacular showing in her Vanderbilt debut this past Monday, as she recorded 23 points, five assists, and five rebounds to go along with a pair of steals. She is the first Commodore to score 23 or more points in their debut game since Rebekah Dahlman's 23-point outing in her debut on Nov. 11, 2013, against Appalachian State.

GREENE'S RETURN

Madison Greene had a standout return to the court after missing the final 22 games last season. Greene recorded 14 points in 28 minutes off the bench in the season opener vs. Lipscomb on Nov. 4. She also established new career highs in steals (6), assists (4), and field goals made (6) in her return against the Bisons.

100-POINT BREAKOUT IN THE SEASON OPENER

Vanderbilt scored 100-plus points in a game for the first time since putting up 106 points in a 106-55 win at Tennessee State on Nov. 25, 2019. It was the first time under head coach Shea Ralph that the Commodores have tallied 100 or more points in a game. It was also the first time that Vandy scored 100-plus points at Memorial Gym since they knocked off Quinnipiac, 111-53, on Nov. 26, 2010. It is also the 47th time that Vanderbilt women's basketball has scored 100 or more points in a game in program history.

RETURNING FIRE POWER

Vanderbilt returns 78.4 percent of its scoring from last season as the Commodores bring back nine players from the 2023-24 roster. The group of returnees includes five players who started 10 or more games for the Dores a year ago, four of which started for Vandy during last year's NCAA Tournament run.

EXPERIENCED ROSTER

Vanderbilt is one of the most experienced teams in the SEC this season, as they have four players who have played in 90-plus games during their college career. That list includes Jordyn Oliver (114), Jane Nwaba (106), Sacha Washington (99), and Leilani KAPINUS (95). The Commodores are one of four SEC teams that have four or more players who have played in 90 more collegiate games.

ONE OF THE SEC'S BEST

Senior Sacha Washington, 2024-25 season, is one of two SEC players who have collected over 1,000 points, 700 rebounds, and 100 blocks in their career, joined by Ole Miss' Madison Scott. Washington became the 41st Commodore to score 1,000 career points during Vanderbilt's NCAA Tournament run last season. She comes into the year having amassed 1,008 points, 720 rebounds, 108 blocks, and 105 assists in 99 career games.

A TANGIBLE IMPROVEMENT

Vanderbilt's 23 wins this season marks an 11-win improvement from last year's win total of 12. It was tied for the largest improvement in win total from year-to-year in program history, matching the 1983-84 team.

SEC PROJECTIONS

Vanderbilt will be out to prove the preseason prognosticators wrong this year once again. The Commodores were selected to finish 10th in the SEC Preseason Media Poll and 12th in the SEC Coaches Poll. Vandy has finished better than projected in the preseason polls each year under head coach Shea Ralph. Last season, the Dores were picked to finish 13th in the preseason coaches poll and 14th in the preseason media poll, then went 9-7 in SEC games last season to finish in sixth place.





STATISTICAL RANKINGS

| Statistic | RANKING (as of 02.18) | | |
|---|-----------------------|-----|-------|
| | NCAA | SEC | Value |
| Assist/Turnover Ratio (353 ranked) | 35 | 5 | 1.18 |
| Assists Per Game (353 ranked) | 35 | 5 | 16.5 |
| Bench Points Per Game (353 ranked) | 140 | 11 | 19.2 |
| Blocks Per Game (353 ranked) | 179 | 14 | 3.0 |
| Field Goal Percentage (353 ranked) | 35 | 9 | 45.7 |
| Field Goal Percentage Defense (353 ranked) | 290 | 14 | 42.8 |
| Fouls Per Game (353 ranked) | 139 | 6 | 16.2 |
| Free Throw Attempts Per Game (353 ranked) | 45 | 4 | 19.54 |
| Free Throw Percentage (353 ranked) | 11 | 1 | 78.5 |
| Free Throws Made Per Game (353 ranked) | 20 | 3 | 15.35 |
| Rebound Margin (353 ranked) | 103 | 10 | 3.0 |
| Rebounds (Defensive) Per Game (353 ranked) | 254 | 13 | 23.7 |
| Rebounds (Offensive) Per Game (353 ranked) | 15 | 5 | 15.5 |
| Rebounds Per Game (349 ranked) | 70 | 11 | 39.19 |
| Scoring Defense (353 ranked) | 238 | 11 | 67.0 |
| Scoring Margin (349 ranked) | 24 | 7 | 17.7 |
| Scoring Offense (353 ranked) | 7 | 4 | 84.7 |
| Steals Per Game (353 ranked) | 11 | 1 | 12.5 |
| Three Point Attempts Per Game (353 ranked) | 143 | 7 | 20.7 |
| Three Point Percentage (353 ranked) | 122 | 9 | 32.6 |
| Three Point Percentage Defense (353 ranked) | 79 | 6 | 28.9 |
| Three Pointers Per Game (353 ranked) | 128 | 8 | 6.7 |
| Turnover Margin (353 ranked) | 14 | 4 | 7.31 |
| Turnovers Forced Per Game (353 ranked) | 22 | 4 | 21.31 |
| Turnovers Per Game (353 ranked) | 56 | 5 | 14.0 |
| Winning Percentage (353 ranked) | 69 | 8 | 73.1 |

| Individual | RANKING (as of 02.18) | | |
|-------------------------|-----------------------|-----|-------|
| | NCAA | SEC | Value |
| Mikayla Blakes | | | |
| Field Goal Attempts | 9 | 2 | 426 |
| Field Goal Percentage | 122 | 16 | 46.7 |
| Field Goals Made | 10 | 4 | 199 |
| Free Throw Attempts | 16 | 2 | 164 |
| Free Throw Percentage | 23 | 3 | 88.4 |
| Free Throw Made | 10 | 2 | 145 |
| Points Scored | 6 | 2 | 599 |
| Points Per Game | 6 | 2 | 23.0 |
| Steals | 22 | 5 | 66 |
| Steals Per Game | 31 | 4 | 2.54 |
| Three Point Attempts | 33 | 2 | 175 |
| Three Point Percentage | 167 | 13 | 32.0 |
| Three Pointers Made | 87 | 8 | 56 |
| Three Pointers Per Game | 143 | 12 | 2.08 |

| | | | |
|-----------------------|-----|----|------|
| Khamil Pierre | | | |
| Double Doubles | 11 | 2 | 13 |
| Field Goal Attempts | 9 | 2 | 426 |
| Field Goal Percentage | 52 | 6 | 52.1 |
| Field Goals | 10 | 4 | 199 |
| Free Throw Attempts | 87 | 6 | 122 |
| Free Throw Made | 131 | 10 | 82 |
| Points Scored | 14 | 4 | 530 |
| Points Per Game | 13 | 4 | 21.2 |
| Rebounds | 27 | 3 | 247 |
| Rebounds Per Game | 26 | 2 | 9.9 |
| Steals | 13 | 2 | 73 |
| Steals Per Game | 15 | 2 | 2.92 |

| | | | |
|-------------------------|-----|----|------|
| Iyana Moore | | | |
| Three Pointers Attempts | 95 | 6 | 153 |
| Three Point Percentage | 141 | 11 | 34.0 |
| Three Pointers Made | 124 | 10 | 52 |
| Three Pointers Per Game | 143 | 12 | 2.08 |

| | | | |
|------------------------|-----|----|------|
| Jordyn Oliver | | | |
| Assists/Turnover Ratio | 17 | 4 | 2.58 |
| Assists | 128 | 9 | 98 |
| Assists Per Game | 147 | 10 | 3.8 |

SEC PLAYER OF THE WEEK

| Week | Player | Week | Player |
|-------|-----------------------------|-------|------------------------------|
| 11-12 | Raegen Beers, Okla. | 12-31 | Aaliyah Nye, Alabama |
| 11-19 | Talaysia Cooper, Tenn. | 01-07 | Georgia Amooore, UK |
| 11-26 | Khamil Pierre, Vandy | 01-14 | Aneesha Morrow, LSU |
| 12-03 | Aneesha Morrow, LSU | 01-22 | Madison Booker, Texas |
| | Payton Verhulst, Okla. | 01-28 | Taylor Jones, Texas |
| 12-10 | Izzy Higginbottom, Ark. | 02-04 | Georgia Amooore, UK |
| | Mikaylah Williams, Tenn. | 02-11 | Madison Booker, Texas |
| 12-17 | Khamil Pierre, Vandy | 02-18 | Mikayla Blakes, Vandy |
| 12-23 | DeYona Gaston, Auburn | | Jewel Spear, Tenn. |
| | Aneesah Morrow, LSU | | |

SEC FRESHMAN OF THE WEEK

| Week | Player | Week | Player |
|-------|------------------------------|-------|------------------------------|
| 11-12 | Clara Silva, UK | 01-07 | Jordan Lee, Texas |
| 11-19 | Mikayla Blakes, Vandy | 01-14 | Liv McGill, Florida |
| 11-26 | Mikayla Blakes, Vandy | 01-22 | Joyce Edwards, SC |
| | Sira Thienou, Ole Miss | 01-28 | Mikayla Blakes, Vandy |
| 12-03 | Joyce Edwards, SC | | Joyce Edwards, SC |
| | Justice Carlton, Texas | 02-04 | Mikayla Blakes, Vandy |
| 12-10 | Mikayla Blakes, Vandy | 02-11 | Mikayla Blakes, Vandy |
| | Syriah Daniels, Auburn | 02-18 | Mikayla Blakes, Vandy |
| 12-17 | Sira Thienou, Ole Miss | | |
| 12-23 | Justice Carlton, Texas | | |
| 12-31 | Miyah Verse, Georgia | | |
| | Kaniya Boyd, Tenn. | | |

LEADERS & MISCELLANEOUS STATS

Leading Scorer - Season
Mikayla Blakes - 23.0 ppg

Leader in FG% - Season
Khamil Pierre - 52.1% (222-426)

Leader in FT% - Season
Mikayla Blakes - 88.4% (145-164)

Leader in 3-P FG% - Season
Iyana Moore - 34.0% (52-153)

Leader in 3-P FGM - Season
Mikayla Blakes - 56 3PFGM

Leading Rebounder - Season
Khamil Pierre - 9.9 rpg

Leader in Assists - Season
Jordyn Oliver - 3.8 apg

Leader in Steals - Season
Khamil Pierre - 2.9 spg

Leader in Blocks - Season
Aiyana Mitchell - 0.7 bpg

20-Pt Scoring Games
Mikayla Blakes - 16
Khamil Pierre - 15
Iyana Moore - 2
Madison Greene - 1

30-Pt Scoring Games
Mikayla Blakes - 3

40-Pt Scoring Games
M. Blakes/K. Pierre - 2

50-Pt Scoring Games
Mikayla Blakes - 2

Ind. High Points - Game
55 pts - Mikayla Blakes
at Auburn (02/16/25)

Ind. High Rebounds - Game
18 reb - Khamil Pierre
vs. Evansville (12/14/24)

Ind. High FTM - Game
23 FTM - Mikayla Blakes
at Auburn (02/16/25)

Ind. High 3-Pt FGM - Game
5 3PM - Mikayla Blakes
4x - Last: at Florida (01/30/25)

5 3PM - Iyana Moore
2x - Last: at LSU (01/14/25)

5 3PM - Madison Greene
at South Florida (11/14/24)

Ind. High Assists - Game
11 - Jordyn Oliver
vs. Georgia (01/02/25)

Ind. High Blocks - Game
4 - Aiyana Mitchell
at Auburn (02/16/25)

Ind. High Steals - Game
8 - Khamil Pierre
vs. Evansville (12/14/24)

Largest Margin of Victory
66 pts - 106-40
vs. Evansville (12/14/24)

Largest Halftime Lead
38 pts - 58-20
vs. Evansville (12/14/24)

Largest Halftime Deficit
19 pts - 25-44
at Ole Miss (01/09/25)

Largest Halftime Deficit in a Win
7 pts - 27-34
at Alabama (01/26/25)

Largest Halftime Lead in a Loss
2 pts - 31-29
vs. Mississippi State (02/13/25)

Largest Vandy Lead
68 pts - 106-38
vs. Evansville (12/14/24)

Largest Vandy Deficit
35 pts - 31-66
at Ole Miss (01/09/25)

Longest Scoring Run
26-0 vs. Hampton (11/20/24)

Longest Opp. Scoring Run
12-0 - vs. Georgia (01/02/25)

Largest 1st Half Deficit in a Win
7 pts - 7-0
at Dayton (12/19/24)

7 pts - 7-0
at Auburn (02/16/25)

Largest 2nd Half Deficit in a Win
15 pts - 59-74
at Auburn (02/16/25)

SCORING HIGH-LOW QUARTERS

| | |
|--|---|
| Most 1st Quarter Points Scored 34, vs. Evansville - 12.14.24 | Most 1st Quarter Points Allowed 31, vs. Kentucky - 01.05.25 |
| Most 1st Quarter Points Scored (SEC Games) 26 (2x), Last: vs. Arkansas - 01.23.25 | Most 1st Quarter Points Allowed (SEC Games) 31, vs. Kentucky - 01.05.25 |
| Fewest 1st Quarter Points Scored 10, at Texas - 02.06.25 | Fewest 1st Quarter Points Allowed 2, vs. Appalachian State - 12.1.24 |
| Fewest 1st Quarter Points Scored (SEC Games) 10, at Texas - 02.06.25 | Fewest 1st Quarter Points Allowed (SEC Games) 9, vs. Mississippi State - 02.13.25 |
| Most 2nd Quarter Points Scored 35, vs. West Georgia - 12.21.24 | Most 2nd Quarter Points Allowed 27, at Ole Miss - 01.09.25 |
| Most 2nd Quarter Points Scored (SEC Games) 27 (2x), Last: vs. at Florida - 01.30.25 | Most 2nd Quarter Points Allowed (SEC Games) 27, at Ole Miss - 01.09.25 |
| Fewest 2nd Quarter Points Scored 8, vs. Michigan State - 11.27.24 | Fewest 2nd Quarter Points Allowed 5, vs. Tennessee - 01.19.25 |
| Fewest 2nd Quarter Points Scored (SEC Games) 10, vs. Ole Miss - 02.02.25 | Fewest 2nd Quarter Points Allowed (SEC Games) 5, vs. Tennessee - 01.19.25 |
| Most 3rd Quarter Points Scored 29, vs. Georgia - 01.02.25 | Most 3rd Quarter Points Allowed 30, at Florida - 01.30.25 |
| Most 3rd Quarter Points Scored (SEC Games) 29, vs. Georgia - 01.02.25 | Most 3rd Quarter Points Allowed (SEC Games) 30, at Florida - 01.30.25 |
| Fewest 3rd Quarter Points Scored 12, at Ole Miss - 01.09.25 | Fewest 3rd Quarter Points Allowed 4 (2x), vs. Hampton - 11.20.24 |
| Fewest 3rd Quarter Points Scored (SEC Games) 12, at Ole Miss - 01.09.25 | Fewest 3rd Quarter Points Allowed (SEC Games) 7, at Alabama - 01.23.25 |
| Most 4th Quarter Points Scored 38, vs. Samford - 11.22.24 | Most 4th Quarter Points Allowed 33, vs. Michigan State - 11.27.24 |
| Most 4th Quarter Points Scored (SEC Games) 29 (2x), Last: vs. Arkansas - 01.23.25 | Most 4th Quarter Points Allowed (SEC Games) 30, at Florida - 01.30.25 |
| Fewest 4th Quarter Points Scored 8, at South Florida - 11.14.24 | Fewest 4th Quarter Points Allowed 7, vs. Austin Peay - 11.8.24 |
| Fewest 4th Quarter Points Scored (SEC Games) 17 (2x), vs. Mississippi State - 02.13.25 | Fewest 4th Quarter Points Allowed (SEC Games) 13, vs. Arkansas - 01.23.25 |



2024-25 OVERALL STATS

Game Records

| Record | Overall | Home | Away | Neutral |
|----------------|---------|------|------|---------|
| ALL GAMES | 19-7 | 12-3 | 6-3 | 1-1 |
| CONFERENCE | 6-6 | 3-3 | 3-3 | 0-0 |
| NON-CONFERENCE | 13-1 | 9-0 | 3-0 | 1-1 |

Score by Periods

| Team | 1st | 2nd | 3rd | 4th | OT | TOT |
|------------|-----|-----|-----|-----|----|------|
| Vanderbilt | 551 | 511 | 544 | 570 | 26 | 2202 |
| Opponents | 401 | 374 | 476 | 467 | 24 | 1742 |

Team Box Score

| No. | Player | | | | Total | | 3-Point | | F-Throw | | Rebounds | | | | | | | | | | | | |
|------------------|------------------|-----------|-------------|------|-----------------|-------------|----------------|-------------|----------------|-------------|------------|------------|-------------|-------------|------------|----------|------------|------------|-----------|------------|-------------|-------------|--|
| | | GP-GS | MIN | AVG | FG-FGA | FG% | 3FG-3FGA | 3FG% | FT-FTA | FT% | OFF | DEF | TOT | AVG | PF | DQ | A | TO | BLK | STL | PTS | AVG | |
| 1 | BLAKES, Mikayla | 26-26 | 810:24 | 31.2 | 199-426 | .467 | 56-175 | .320 | 145-164 | .884 | 38 | 50 | 88 | 3.4 | 65 | 1 | 80 | 78 | 8 | 66 | 599 | 23.0 | |
| 12 | PIERRE, Khamil | 25-25 | 765:43 | 30.6 | 222-426 | .521 | 4-13 | .308 | 82-122 | .672 | 89 | 158 | 247 | 9.9 | 71 | 2 | 49 | 40 | 7 | 73 | 530 | 21.2 | |
| 23 | MOORE, Iyana | 25-24 | 789:57 | 31.6 | 110-295 | .373 | 52-153 | .340 | 50-60 | .833 | 22 | 51 | 73 | 2.9 | 55 | 2 | 63 | 62 | 5 | 25 | 322 | 12.9 | |
| 4 | GREENE, Madison | 26-4 | 572:03 | 22.0 | 70-159 | .440 | 23-62 | .371 | 40-47 | .851 | 17 | 46 | 63 | 2.4 | 48 | 0 | 37 | 46 | 1 | 32 | 203 | 7.8 | |
| 10 | NWABA, Jane | 26-24 | 392:13 | 15.1 | 44-96 | .458 | 13-35 | .371 | 21-28 | .750 | 29 | 33 | 62 | 2.4 | 31 | 0 | 25 | 18 | 7 | 19 | 122 | 4.7 | |
| 5 | KAPINUS, Leilani | 25-0 | 449:20 | 18.0 | 39-87 | .448 | 6-24 | .250 | 21-28 | .750 | 36 | 47 | 83 | 3.3 | 46 | 0 | 40 | 28 | 12 | 42 | 105 | 4.2 | |
| 11 | OLIVER, Jordyn | 26-26 | 796:05 | 30.6 | 45-97 | .464 | 0-1 | .000 | 10-13 | .769 | 50 | 75 | 125 | 4.8 | 35 | 1 | 98 | 38 | 12 | 42 | 100 | 3.8 | |
| 14 | MITCHELL, Aiyana | 26-1 | 304:12 | 11.7 | 40-71 | .563 | 0-0 | .000 | 19-30 | .633 | 36 | 47 | 83 | 3.2 | 41 | 0 | 9 | 20 | 19 | 15 | 99 | 3.8 | |
| 24 | MAKURAT, Aga | 11-0 | 131:58 | 12.0 | 14-49 | .286 | 9-38 | .237 | 1-1 | 1.000 | 7 | 20 | 27 | 2.5 | 3 | 0 | 10 | 7 | 5 | 3 | 38 | 3.5 | |
| 13 | PISSOTT, Justine | 17-0 | 151:11 | 8.9 | 17-44 | .386 | 10-31 | .323 | 6-8 | .750 | 12 | 22 | 34 | 2.0 | 14 | 0 | 9 | 9 | 1 | 3 | 50 | 2.9 | |
| 30 | WILSON, Trinity | 10-0 | 47:35 | 4.8 | 8-21 | .381 | 0-0 | .000 | 1-3 | .333 | 5 | 9 | 14 | 1.4 | 4 | 0 | 5 | 3 | 2 | 0 | 17 | 1.7 | |
| 2 | BROWN, Jada | 11-0 | 64:20 | 5.8 | 6-11 | .545 | 2-5 | .400 | 3-4 | .750 | 4 | 8 | 12 | 1.1 | 7 | 0 | 5 | 6 | 0 | 6 | 17 | 1.5 | |
| Team | | | | | | | | | | | 58 | 50 | 108 | | | | | | 9 | | | | |
| Total | | 26 | 5275 | | 814-1782 | .457 | 175-537 | .326 | 399-508 | .785 | 403 | 616 | 1019 | 39.2 | 420 | 6 | 430 | 364 | 79 | 326 | 2202 | 84.7 | |
| Opponents | | 26 | 5275 | | 671-1568 | .428 | 145-502 | .289 | 255-360 | .708 | 322 | 618 | 940 | 36.2 | 464 | 7 | 354 | 554 | 80 | 184 | 1742 | 67.0 | |

Team Statistics

| | VU | OPP |
|------------------------|-----------------|-----------------|
| Scoring | 2202 | 1742 |
| Points per game | 84.7 | 67.0 |
| Scoring margin | +17.7 | - |
| Field goals-att | 814-1782 | 671-1568 |
| Field goal pct | .457 | .428 |
| 3 point fg-att | 175-537 | 145-502 |
| 3-point FG pct | .326 | .289 |
| 3-pt FG made per game | 6.7 | 5.6 |
| Free throws-att | 399-508 | 255-360 |
| Free throw pct | .785 | .708 |
| F-Throws made per game | 15.3 | 9.8 |
| Rebounds | 1019 | 940 |
| Rebounds per game | 39.2 | 36.2 |
| Rebounding margin | +3.0 | - |
| Assists | 430 | 354 |
| Assists per game | 16.5 | 13.6 |
| Turnovers | 364 | 554 |
| Turnovers per game | 14.0 | 21.3 |
| Turnover margin | +7.3 | - |
| Assist/turnover ratio | 1.2 | 0.6 |
| Steals | 326 | 184 |
| Steals per game | 12.5 | 7.1 |
| Blocks | 79 | 80 |
| Blocks per game | 3.0 | 3.1 |
| Winning streak | 1 | - |
| Home win streak | 0 | - |
| Attendance | 59050 | 36194 |
| Home games-Avg/Game | 15-3937 | 9-4022 |
| Neutral site-Avg/Game | - | 2-533 |

Team Results

| Date | Opponent | | Score | Att. |
|------------|-----------------|------|--------|-------|
| 11/04/2024 | Lipscomb | W | 102-50 | 5282 |
| 11/08/2024 | Austin Peay | W | 93-37 | 2343 |
| 11/14/2024 | at South Fla. | W | 62-49 | 2606 |
| 11/17/2024 | Butler | W | 81-52 | 2615 |
| 11/20/2024 | Hampton | W | 94-45 | 2353 |
| 11/22/2024 | Samford | W | 104-59 | 2524 |
| 11/26/2024 | vs Arizona | W | 71-60 | 450 |
| 11/27/2024 | vs Michigan St. | L | 70-78 | 615 |
| 12/01/2024 | App State | W | 94-40 | 2621 |
| 12/04/2024 | at Miami (FL) | W | 88-70 | 2107 |
| 12/14/2024 | Evansville | W | 106-40 | 2599 |
| 12/19/2024 | at Dayton | W | 80-66 | 1632 |
| 12/21/2024 | West Ga. | W | 103-68 | 2634 |
| 12/29/2024 | Alabama A&M | W | 93-64 | 3061 |
| 01/02/2025 | Georgia | W | 108-82 | 3120 |
| 01/05/2025 | Kentucky | L | 78-96 | 8501 |
| 01/09/2025 | at Ole Miss | L | 59-87 | 3825 |
| 01/13/2025 | at LSU | L | 77-83 | 10201 |
| 01/19/2025 | Tennessee | W | 71-70 | 8299 |
| 01/23/2025 | Arkansas | W | 101-60 | 3500 |
| 01/26/2025 | at Alabama | W | 66-64 | 2712 |
| 01/30/2025 | at Florida | W | 99-86 | 1709 |
| 02/02/2025 | Ole Miss | L | 61-76 | 6021 |
| 02/06/2025 | at Texas | L | 66-87 | 7049 |
| 02/13/2025 | Mississippi St. | Lot2 | 77-85 | 3577 |
| 02/16/2025 | at Auburn | Wot | 98-88 | 4353 |



2024-25 SEC STATS

Game Records

| Record | Overall | Home | Away | Neutral |
|----------------|---------|------|------|---------|
| ALL GAMES | 6-6 | 3-3 | 3-3 | 0-0 |
| CONFERENCE | 6-6 | 3-3 | 3-3 | 0-0 |
| NON-CONFERENCE | 0-0 | 0-0 | 0-0 | 0-0 |

Score by Periods

| Team | 1st | 2nd | 3rd | 4th | OT | TOT |
|------------|-----|-----|-----|-----|----|-----|
| Vanderbilt | 213 | 216 | 239 | 267 | 26 | 961 |
| Opponents | 208 | 207 | 264 | 261 | 24 | 964 |

Team Box Score

| No. | Player | | | | Total | | 3-Point | | F-Throw | | Rebounds | | | | PF | DQ | A | TO | BLK | STL | PTS | AVG |
|------------------|------------------|-----------|-------------|------|----------------|-------------|---------------|-------------|----------------|-------------|------------|------------|------------|-------------|------------|----------|------------|------------|-----------|------------|------------|-------------|
| | | GP-GS | MIN | AVG | FG-FGA | FG% | 3FG-3FGA | 3FG% | FT-FTA | FT% | OFF | DEF | TOT | AVG | | | | | | | | |
| 1 | BLAKES, Mikayla | 12-12 | 425:56 | 35.5 | 103-216 | .477 | 27-77 | .351 | 97-107 | .907 | 21 | 30 | 51 | 4.3 | 36 | 1 | 31 | 46 | 5 | 26 | 330 | 27.5 |
| 12 | PIERRE, Khamil | 12-12 | 406:30 | 33.9 | 93-209 | .445 | 4-11 | .364 | 45-65 | .692 | 28 | 74 | 102 | 8.5 | 36 | 1 | 24 | 19 | 4 | 22 | 235 | 19.6 |
| 23 | MOORE, Iyana | 12-12 | 417:10 | 34.8 | 55-142 | .387 | 25-74 | .338 | 29-32 | .906 | 13 | 23 | 36 | 3.0 | 29 | 2 | 26 | 29 | 3 | 15 | 164 | 13.7 |
| 4 | GREENE, Madison | 12-0 | 234:22 | 19.5 | 24-57 | .421 | 10-25 | .400 | 13-16 | .813 | 4 | 15 | 19 | 1.6 | 23 | 0 | 11 | 17 | 0 | 8 | 71 | 5.9 |
| 10 | NWABA, Jane | 12-12 | 172:25 | 14.4 | 14-40 | .350 | 7-16 | .438 | 9-14 | .643 | 14 | 14 | 28 | 2.3 | 17 | 0 | 10 | 8 | 0 | 8 | 44 | 3.7 |
| 11 | OLIVER, Jordyn | 12-12 | 406:04 | 33.8 | 18-36 | .500 | 0-1 | .000 | 3-5 | .600 | 17 | 33 | 50 | 4.2 | 20 | 1 | 49 | 18 | 5 | 21 | 39 | 3.3 |
| 13 | PISSOTT, Justine | 8-0 | 72:57 | 9.1 | 8-17 | .471 | 5-14 | .357 | 4-4 | 1.000 | 5 | 7 | 12 | 1.5 | 9 | 0 | 6 | 7 | 1 | 0 | 25 | 3.1 |
| 5 | KAPINUS, Leilani | 12-0 | 192:08 | 16.0 | 11-26 | .423 | 1-7 | .143 | 7-9 | .778 | 12 | 22 | 34 | 2.8 | 23 | 0 | 10 | 13 | 4 | 16 | 30 | 2.5 |
| 2 | BROWN, Jada | 1-0 | 04:48 | 4.8 | 1-2 | .500 | 0-1 | .000 | 0-0 | .000 | 0 | 1 | 1 | 1.0 | 0 | 0 | 0 | 2 | 0 | 0 | 2 | 2.0 |
| 14 | MITCHELL, Aiyana | 12-0 | 134:09 | 11.2 | 9-19 | .474 | 0-0 | .000 | 3-5 | .600 | 11 | 23 | 34 | 2.8 | 22 | 0 | 5 | 10 | 12 | 7 | 21 | 1.8 |
| 24 | MAKURAT, Aga | 1-0 | 02:55 | 2.9 | 0-1 | .000 | 0-1 | .000 | 0-0 | .000 | 0 | 0 | 0 | 0.0 | 0 | 0 | 1 | 0 | 0 | 0 | 0 | 0.0 |
| 30 | WILSON, Trinity | 2-0 | 05:35 | 2.8 | 0-0 | .000 | 0-0 | .000 | 0-0 | .000 | 0 | 0 | 0 | 0.0 | 2 | 0 | 0 | 1 | 0 | 0 | 0 | 0.0 |
| Team | | | | | | | | | | | 22 | 17 | 39 | | | | 5 | | | | | |
| Total | | 12 | 2475 | | 336-765 | .439 | 79-227 | .348 | 210-257 | .817 | 147 | 259 | 406 | 33.8 | 217 | 5 | 173 | 175 | 34 | 123 | 961 | 80.1 |
| Opponents | | 12 | 2475 | | 370-777 | .476 | 71-229 | .310 | 153-202 | .757 | 168 | 304 | 472 | 39.3 | 223 | 5 | 187 | 208 | 41 | 82 | 964 | 80.3 |

Team Statistics

| | VU | OPP |
|------------------------|----------------|----------------|
| Scoring | 961 | 964 |
| Points per game | 80.1 | 80.3 |
| Scoring margin | -0.3 | - |
| Field goals-att | 336-765 | 370-777 |
| Field goal pct | .439 | .476 |
| 3 point fg-att | 79-227 | 71-229 |
| 3-point FG pct | .348 | .310 |
| 3-pt FG made per game | 6.6 | 5.9 |
| Free throws-att | 210-257 | 153-202 |
| Free throw pct | .817 | .757 |
| F-Throws made per game | 17.5 | 12.8 |
| Rebounds | 406 | 472 |
| Rebounds per game | 33.8 | 39.3 |
| Rebounding margin | -5.5 | - |
| Assists | 173 | 187 |
| Assists per game | 14.4 | 15.6 |
| Turnovers | 175 | 208 |
| Turnovers per game | 14.6 | 17.3 |
| Turnover margin | +2.8 | - |
| Assist/turnover ratio | 1.0 | 0.9 |
| Steals | 123 | 82 |
| Steals per game | 10.3 | 6.8 |
| Blocks | 34 | 41 |
| Blocks per game | 2.8 | 3.4 |
| Winning streak | 1 | - |
| Home win streak | 0 | - |
| Attendance | 33018 | 29849 |
| Home games-Avg/Game | 6-5503 | 6-4975 |
| Neutral site-Avg/Game | - | 0-0 |

Team Results

| Date | Opponent | | Score | Att. |
|------------|-----------------|------|--------|-------|
| 01/02/2025 | Georgia | W | 108-82 | 3120 |
| 01/05/2025 | Kentucky | L | 78-96 | 8501 |
| 01/09/2025 | at Ole Miss | L | 59-87 | 3825 |
| 01/13/2025 | at LSU | L | 77-83 | 10201 |
| 01/19/2025 | Tennessee | W | 71-70 | 8299 |
| 01/23/2025 | Arkansas | W | 101-60 | 3500 |
| 01/26/2025 | at Alabama | W | 66-64 | 2712 |
| 01/30/2025 | at Florida | W | 99-86 | 1709 |
| 02/02/2025 | Ole Miss | L | 61-76 | 6021 |
| 02/06/2025 | at Texas | L | 66-87 | 7049 |
| 02/13/2025 | Mississippi St. | Lot2 | 77-85 | 3577 |
| 02/16/2025 | at Auburn | Wot | 98-88 | 4353 |





HONORS & AWARDS

VANDERBILT COMMODORES

- NCAA.com Team of the Week (Jan. 28)

MIKAYLA BLAKES • Fr. • 5-8 • G • Somerset, N. J.

- SEC Freshman of the Week (Nov. 19)
- SEC Co-Freshman of the Week (Nov. 26)
- SEC Co-Freshman of the Week (Dec. 10)
- TSWA Player of the Week (Jan. 7)
- NCAA.com Player of the Week (Jan. 21)
- USBWA Tamika Catchings National Co-Freshman of the Week (Jan. 21)
- USBWA Tamika Catchings National Freshman of the Week (Jan. 28)
- AP National Player of the Week Runner-Up (Jan. 28)
- SEC Co-Freshman of the Week (Jan. 28)
- TSWA Player of the Week (Jan. 28)
- USBWA Ann Meyers Drysdale National Player of the Year Midseason Top 50 Watch List (Feb. 3)
- AP National Player of the Week (Feb. 4)
- USBWA Tamika Catchings National Freshman of the Week (Feb. 4)
- SEC Freshman of the Week (Feb. 4)
- TSWA Player of the Week (Feb. 4)
- Naismith Starting 5 Ann Meyers Drysdale Shooting Guard of the Year Award Top 10 Watch List (Feb. 4)
- SEC Freshman of the Week (Feb. 11)
- John R. Wooden Award Late Midseason Top 20 Watch List (Feb. 11)
- Jersey Mike's Naismith Trophy Women's College Player of the Year Midseason Team (Feb. 12)
- Dawn Staley Award Late Season Watch List (Feb. 17)
- AP National Player of the Week (Feb. 18)
- USBWA Tamika Catchings National Freshman of the Week (Feb. 18)
- SEC Co-Player of the Week (Feb. 18)
- SEC Freshman of the Week (Feb. 18)

KHAMIL PIERRE • So. • 6-2 • F • Phoenix, Ariz.

- SEC Player of the Week (Nov. 26)
- USBWA Ann Meyers Drysdale National Players of the Week (Dec. 17)
- AP National Player of the Week Runner-Up (Dec. 17)
- SEC Player of the Week (Dec. 17)
- TSWA Player of the Week (Dec. 17)
- TSWA Player of the Week (Dec. 31)
- John R. Wooden Award Midseason Top 25 Watch List (Jan. 7)
- USBWA Ann Meyers Drysdale National Player of the Year Midseason Top 50 Watch List (Feb. 3)
- Naismith Defensive Player of the Year Midseason Watch List (Feb. 5)
- Jersey Mike's Naismith Trophy Women's College Player of the Year Midseason Team (Feb. 12)

SACHA WASHINGTON • Sr. • 6-2 • F • Lawrenceville, Ga.

- Cheryl Miller Award Preseason Watch List (Nov. 1)



BLAKES WINS AP PLAYER OF THE WEEK (FEB. 4)

Freshman Mikayla Blakes was named the Associated Press Player of the Week on Feb. 4. She becomes the first Commodore in program history to be named AP Player of the Week, with the award starting in 2023-24. It is the second-straight week that Blakes was recognized by the AP, as she was runner-up for the award on Jan. 28.

RECORD-SETTING SEC FRESHMAN OF THE WEEK AWARD (FEB. 3)

Mikayla Blakes was named the SEC Freshman of the Week for the fifth time this season, tying her with Khamil Pierre (2023-24) for the most freshmen SEC weekly honors in program history. Blakes broke the SEC women's basketball single-game scoring record with 53 points at Florida on Jan. 30. For the week, Blakes averaged 34.5 points, 2.5 rebounds, and 2.0 steals per game.

NATIONAL PLAYER OF THE YEAR WATCH LIST FOR BLAKES AND PIERRE (FEB. 3)

Mikayla Blakes and Khamil Pierre, the nation's highest-scoring duo, were selected to the USBWA Ann Meyers Drysdale National Player of the Year Award midseason top 50 watch list.

Pierre has taken one of the biggest leaps forward in the country this season from last season, as she has improved her scoring average by 12.1 points from her freshman campaign. Pierre is putting up 21.0 points and 10.3 rebounds per game this season, making her the only player in the country to average over 20.0 points and 10.0 rebounds.

Blakes is making a strong case for national freshman of the year consideration. The 5-8 guard leads all NCAA Division I freshmen in scoring (22.1 ppg), points scored (509), and field goals made (172).

NCAA TEAM OF THE WEEK (JAN. 28)

Vanderbilt was selected as the NCAA Team of the Week after breaking into the Associated Press Women's College Basketball Top 25 Poll for the first time in over a decade. Vandy went 2-0 last week in a pair of SEC games that put them back over .500 in league play at 4-3. The Does collected a 101-60 win over Arkansas last Thursday to set the school record for most 100-point games in a season with six. The Does then went on the road to knock off No. 19-ranked Alabama on the road, 66-64, to post their first road win over a ranked team since the 2015-16 season.

HONORS & AWARDS

**BLAKES UP FOR NATION'S BEST SHOOTING GUARD (FEB. 2)**

The Naismith Basketball Hall of Fame and Women's Basketball Coaches Association (WBCA) announced on Feb. 4 that freshman Mikayla Blakes has been named to the 2025 Ann Meyers Drysdale Shooting Guard of the Year Award top 10 watch list.

Blakes is the first Commodore to be considered for the Ann Meyers Drysdale Award, which goes to the nation's top shooting guard since 2018 as part of the Naismith Starting Five awards. The Somerset, New Jersey, native all NCAA Division I freshmen in scoring (22.1 ppg), points scored (509), and field goals made (172). Blakes recently set the SEC women's basketball and NCAA true freshman scoring records with a 53-point performance at Florida on Jan. 30.

MIKAYLA WINS NATIONAL FRESHMAN OF THE WEEK...AGAIN!?!? (JAN. 28)

Vanderbilt's first-year standout guard Mikayla Blakes was named the USBWA Tamika Catchings National Freshman of the Week for the second-straight time. She is the first player to win the award twice this season.

Blakes averaged 28.5 points, 3.5 rebounds, 2.0 assists, and 2.0 steals to help Vanderbilt collect wins over Arkansas (101-61) and No. 19 Alabama (66-64). The guard registered back-to-back games with 20 or more points, extending her scoring streak to seven games. The guard also was named National Freshman of the Week by the USBWA on Jan. 21, where she shared the honor with Nebraska's Britt Prince.

BLAKES WINS FOURTH SEC FRESHMAN OF THE WEEK AWARD (JAN. 28)

Mikayla Blakes was named SEC Co-Freshman of the Week for the fourth time this season on Jan. 28, sharing the honors with South Carolina's Joyce Edwards. It is a league-high fourth SEC Freshman of the Week selection for Blakes. It is her first SEC weekly award since Dec. 10, when she shared SEC Freshman of the Week with Auburn's Syriah Daniels. Blakes' four SEC frosh award selections are second-most in school history, as Khamil Pierre captured the weekly honor program-best five times last season.

BLAKES SELECTED AS NATIONAL FRESHMAN OF THE WEEK (JAN. 21)

First-year Vanderbilt guard Mikayla Blakes won a pair of weekly national awards after her 23-point performance vs. No. 15-ranked Tennessee, which included a game-winning tip-in. Blakes was named the USBWA Tamika Catchings National Freshman of the Week, sharing the honor with Nebraska's Britt Prince.

BLAKES PICKED AS NCAA.COM PLAYER OF THE WEEK (JAN. 21)

NCAA's Autumn Johnson named Blakes the NCAA Player of the Week after her 23-point effort against the Lady Volunteers, which included a game-winning tip-in basket with 0.7 seconds left in the game.

BLAKES NAMED TSWA PLAYER OF THE WEEK (JAN. 7)

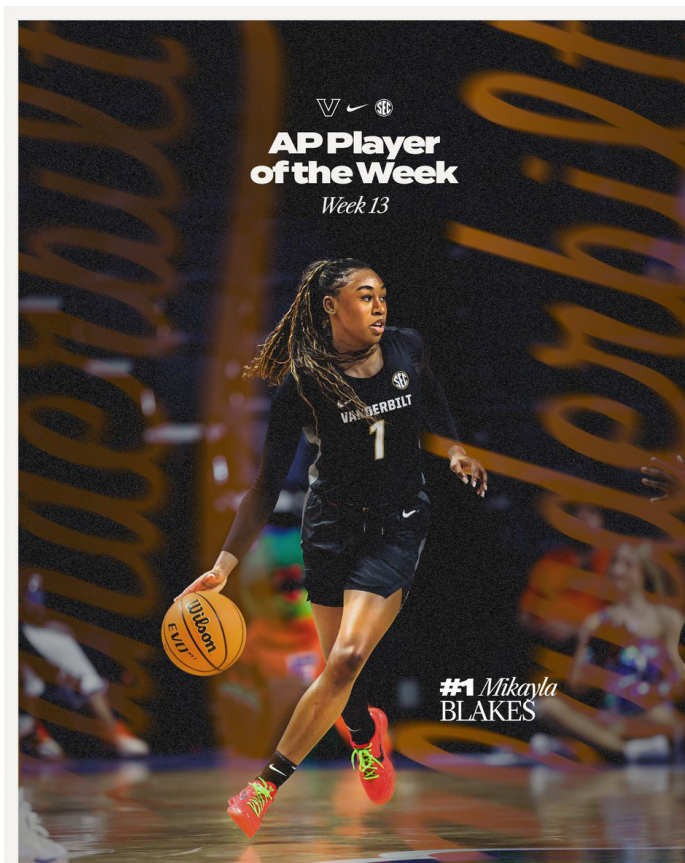
Freshman Mikayla Blakes averaged 30.0 points, 4.0 rebounds, 2.5 assists, and 2.0 steals to help Vanderbilt go 1-1 in its first week of SEC play to earn Tennessee Sports Writers Association Player of the Week honors. It is Blakes' first TSWA Player of the Week selection and Vanderbilt's third this season, as Khamil Pierre has been a two-time honoree.

The highlight of Blakes' week came in her first-ever SEC contest, as she scored a Vanderbilt freshman-record 36 points in a 108-82 win over Georgia on Jan. 2. She followed that up with a 24-point effort against No. 16-ranked Kentucky.

KHAMIL EARNS HER SECOND SEC PLAYER OF THE WEEK HONOR - DEC. 17

Sophomore Khamil Pierre was named SEC Player of the Week for the second time this season on Dec. 17. The 6-2 forward averaged an SEC-best 42.0 points, 18.0 points, and 8.0 steals this week, as Pierre set the Vanderbilt women's basketball single-game scoring record with a 42-point performance against Evansville in a 106-40 win on Dec. 14.

It is Pierre's second SEC Player of the Week selection of her career, as she previously earned the distinction on Nov. 26 of this season. She is the first player since Cijaja Harbison in 2022-23 to be named SEC Player of the Week multiple times in a season. Pierre also becomes the fifth Commodore to earn multiple SEC Player of the Week honors. Overall, it is Pierre's seventh SEC weekly honor, as she was named SEC Freshman of the Week a program-record five times during the 2023-24 campaign.





HONORS & AWARDS



PIERRE HAULING IN THE NATIONAL AWARDS - DEC. 17

The U.S. Basketball Writers Association (USBWA) named Vanderbilt women's basketball sophomore Khamil Pierre as one of five USBWA Ann Meyers Drysdale National Players of the Week on Dec. 17

It is the first USBWA Ann Meyers Drysdale National Players of the Week selection for Pierre. Additionally, she was also selected as this week's runner-up for the Associate Press National Player of the Week and was named the Tennessee Sports Writers Association (TSWA) Women's Basketball Player of the Week.

BLAKES WINS THIRD SEC FRESHMAN OF THE WEEK - DEC. 10

The SEC announced on Dec. 10 that Vanderbilt women's basketball guard Mikayla Blakes has been named the SEC Freshman of the Week for the third time this season. The guard scored 26 points at Miami on Dec. 4 to help the Dores register an 88-70 win in their only game last week. Her 26 points against the Hurricanes were the most points scored by an SEC freshman that week. Additionally, her 26-point outing against the Canes marked the third-most points scored by a Vanderbilt freshman in a true road contest in program history and ranks as the 12th-most scored in a contest by a Commodore frosh.

PIERRE NAMED SEC PLAYER OF THE WEEK - NOV. 26

Sophomore Khamil Pierre was named SEC Player of the Week for the first time in her career on Nov. 26. She averaged 18.0 points, 12.0 rebounds, and 3.5 steals in a pair of home wins over Hampton (Nov. 20) and Samford (Nov. 22). The two double-doubles pushed her season total to an NCAA-best five. Her 17 made field goals were the second-most during the week, as she shot 56.7 percent from the field. Pierre's 12.0 rebounds per game average was second-highest in the SEC last week. She scored double-digit points in both contests this week to extend her career-best double-digit scoring average to nine games dating back to last season. The sophomore is one of four NCAA Division I players who have posted a double-double in all but one game their team has played this season, while she is one of seven players in the nation averaging at least 19.0 points and 11.0 rebounds.

BLAKES PICKS UP HER SECOND SEC FRESHMAN OF THE WEEK - NOV. 26

Mikayla Blakes was named SEC Freshman of the Week for the second-straight week on Nov. 26. Blakes averaged 18.0 points and led all SEC freshmen at 6.5 assists per game last week. The guard contributed 33.0 points per game between points and assists in a pair of Vandy wins. Her career-high eight assists against Hampton on Nov. 20 were the most by an SEC player this week and the second-most by an SEC freshman this season. The guard was extremely efficient from the field, shooting 53.8 percent (14-of-26). She leads all SEC freshmen in scoring at 20.0 points per game. Blakes is the first Vanderbilt freshman since 2009-10 to score 14 or more points and have two or more steals in each of their first six games.

BLAKES EARNS HER FIRST SEC FRESHMAN OF THE WEEK - NOV. 19

Mikayla Blakes earned the first SEC weekly honor of her career, as she was named the SEC Freshman of the Week on Nov. 19. The Somerset, New Jersey, native led all SEC freshmen in scoring during the week, putting up 22.5 points per game in a pair of Commodore wins. She is the first Commodore to be named SEC Freshman of the Week since Khamil Pierre, who captured the award a school-record five times during the 2023-24 campaign. Blakes becomes the fifth player to win the conference's weekly freshman honor under head coach Shea Ralph, joining Pierre, Rynne Allen, Ilyana Moore, and Sacha Washington.

WATCH OUT FOR WASHINGTON - OCT. 30

Senior Sacha Washington was among 20 players named to the 2025 Cheryl Miller Award preseason watchlist, which goes to the nation's top small forward. Washington is the first Commodore to be considered for the Miller Award. The Lawrenceville, Georgia, native had a career year in 2023-24, as she averaged a personal-best 12.1 points and 7.9 rebounds per game. She shot 52.6 percent from the floor, had a team-best 44 blocks, and started in all 33 contests. The 6-2 forward scored double-digits in 18 games, which included a career-high 33 points against Louisiana Tech. She pulled down 10 or more rebounds in 10 contests and had nine double-doubles last season.





MEMORIAL GYMNASIUM



Memorial Gymnasium, the Southeastern Conference's most historic venue for college basketball, serves as the home court for the Vanderbilt Commodores. Dedicated in 1952 as a memorial to all Vanderbilt men and women who served in World War II, the arena was built as a combination gymnasium and concert hall by the late master architect Edwin Keeble.

Decades later, the unique style of Memorial Gym—with its benches on the baselines, a playing court that sits above portions of the crowd and deafening acoustics—continues to make the Commodores' home a dreaded stop for opponents. "Memorial Magic," with its capacity crowds, overflowing student section and lively pep band, have assisted in numerous Commodore victories. In the stands, fans across Middle Tennessee have helped Memorial Gymnasium rank among the NCAA's Top 30 attendance leaders on numerous occasions.

Connected to the facility sits a practice gym that includes three cross-court playing floors, coaches offices, a donor room, private suites and a Hall of Champions.

In all, Memorial Gym has been expanded three times. Constructed with a seating capacity of 6,583, the University saw its first need to increase seating in 1965 with the addition of two north-side balconies. Two years later, a pair of balancing balconies were erected on the south side of the gym and dubbed "The Balconies That Clyde Lee Built."

Capacity has fluctuated throughout the history of the building. It reached its highest number of 15,646 in 1969 when 4,000 seats were added in the east and west ends. When chairback seats in the end zones and suites on the north side were installed in the late 1990s capacity lowered to 14,168. Shortly thereafter, university officials removed portions of media press row on the south side in an effort to expand the student section by nearly 150 seats. Official capacity is now 14,326.

YEAR-BY-YEAR HOME RECORD

| Year | W-L |
|------------|----------------|
| 2024-25 | 12-3 |
| 2023-24 | 12-5 |
| 2022-23 | 9-7 |
| 2021-22 | 12-5 |
| 2020-21* | 3-2 |
| 2019-20 | 10-6 |
| 2018-19 | 5-9 |
| 2017-18 | 4-11 |
| 2016-17 | 10-5 |
| 2015-16 | 10-6 |
| 2014-15 | 9-6 |
| 2013-14 | 12-5 |
| 2012-13 | 12-2 |
| 2011-12 | 18-2 |
| 2010-11 | 12-3 |
| 2009-10 | 12-4 |
| 2008-09 | 15-1 |
| 2007-08 | 13-3 |
| 2006-07 | 15-1 |
| 2005-06 | 13-3 |
| 2004-05 | 11-3 |
| 2003-04 | 11-3 |
| 2002-03 | 11-2 |
| 2001-02 | 18-1 |
| 2000-01 | 16-2 |
| 1999-00 | 11-3 |
| 1998-99 | 9-5 |
| 1997-98 | 12-2 |
| 1996-97 | 13-1 |
| 1995-96 | 13-2 |
| 1994-95 | 16-1 |
| 1993-94 | 14-2 |
| 1992-93 | 15-1 |
| 1991-92 | 13-2 |
| 1990-91 | 11-3 |
| 1989-90 | 15-2 |
| 1988-89 | 10-1 |
| 1987-88 | 12-2 |
| 1986-87 | 15-2 |
| 1985-86 | 11-3 |
| 1984-85 | 6-4 |
| 1983-84 | 9-3 |
| 1982-83 | 5-6 |
| 1981-82 | 10-4 |
| 1980-81 | 6-5 |
| 1979-80 | 6-5 |
| 1978-79 | 7-5 |
| 1977-78 | 10-2 |
| Total..... | 533-165 (.765) |

Vanderbilt has ranked among the top attendance draws in women's basketball over the years. Here is a year-by-year look at VU's home attendance figures, including where the team has ranked nationally in total attendance since the 1999-00 season:

| Year | Games | Total | Average | National Rank (Total) |
|----------|-------|--------|---------|-----------------------|
| 2024-25 | 15 | 59,050 | 3,937 | 31st |
| 2023-24 | 17 | 47,479 | 2,793 | 53rd |
| 2022-23 | 16 | 38,640 | 2,415 | 57th |
| 2021-22 | 18 | 31,211 | 1,734 | 51st |
| 2020-21* | 5 | 209 | 42 | — |
| 2019-20 | 16 | 37,391 | 2,369 | 54th |
| 2018-19 | 14 | 33,129 | 2,366 | 64th |
| 2017-18 | 15 | 42,705 | 2,847 | 45th |
| 2016-17 | 15 | 42,685 | 2,846 | 40th |
| 2015-16 | 16 | 46,496 | 2,906 | 37th |
| 2014-15 | 15 | 53,280 | 3,552 | 30th |
| 2013-14 | 17 | 66,338 | 3,902 | 25th |
| 2012-13 | 14 | 56,309 | 4,022 | 24th |
| 2011-12 | 20 | 82,261 | 4,113 | 23rd |
| 2010-11 | 15 | 68,828 | 4,589 | 20th |
| 2009-10 | 16 | 69,521 | 4,345 | 21st |
| 2008-09 | 16 | 76,150 | 4,759 | 18th |
| 2007-08 | 17 | 91,279 | 5,369 | 17th |
| 2006-07 | 16 | 72,215 | 4,513 | 23rd |
| 2005-06 | 16 | 65,693 | 4,106 | 23rd |
| 2004-05 | 14 | 51,682 | 3,692 | 31st |
| 2003-04 | 14 | 44,352 | 3,168 | 33rd |
| 2002-03 | 13 | 57,709 | 4,439 | 21st |
| 2001-02 | 19 | 90,800 | 4,779 | 16th |
| 2000-01 | 18 | 50,650 | 2,814 | 36th |
| 1999-00 | 14 | 44,982 | 3,213 | 30th |
| 1998-99 | 14 | 65,046 | 4,646 | -- |
| 1997-98 | 14 | 91,056 | 6,504 | -- |
| 1996-97 | 14 | 67,967 | 4,854 | -- |
| 1995-96 | 15 | 88,151 | 5,877 | -- |
| 1994-95 | 17 | 69,788 | 4,105 | -- |
| 1993-94 | 14 | 73,686 | 5,253 | -- |
| 1992-93 | 14 | 67,871 | 4,848 | -- |
| 1991-92 | 15 | 36,266 | 2,418 | -- |
| 1990-91 | 14 | 20,205 | 1,443 | -- |
| 1989-90 | 17 | 25,887 | 1,522 | -- |
| 1988-89 | 11 | 14,265 | 1,297 | -- |
| 1987-88 | 13 | 7,324 | 563 | -- |
| 1986-87 | 17 | 12,248 | 721 | -- |
| 1985-86 | 14 | 5,750 | 411 | -- |
| 1984-85 | 10 | 4,450 | 445 | -- |
| 1983-84 | 12 | 8,664 | 722 | -- |
| 1982-83 | 11 | 6,950 | 632 | -- |
| 1981-82 | 14 | 6,310 | 451 | -- |
| 1980-81 | 10 | 2,525 | 253 | -- |

*Vanderbilt discontinued its 2020-21 season due to the COVID-19 pandemic

Memorial Gym Women's Basketball Crowds Over 10,000

| Rank | Attendance | Opponent | Date |
|------|------------|------------|------------|
| 1. | 15,317 | Tennessee | 1/30/1993 |
| 2. | 15,311 | Tennessee | 2/7/1999 |
| 3. | 15,187 | Tennessee | 2/25/1996 |
| 4. | 14,848 | Tennessee | 2/16/1998 |
| 5. | 14,316 | Tennessee | 2/17/2008 |
| 6. | 14,168 | Tennessee | 2/16/2002 |
| 7. | 13,227 | Tennessee | 12/31/1994 |
| 8. | 13,127 | Tennessee | 1/19/2006 |
| 9. | 12,645 | Tennessee | 1/31/1994 |
| 10. | 12,417 | Tennessee | 1/19/1997 |
| 11. | 12,131 | Ohio State | 1/6/1993 |
| 12. | 12,034 | Tennessee | 2/9/2012 |
| 13. | 12,009 | Tennessee | 1/25/2007 |
| 14. | 11,401 | Tennessee | 2/2/2003 |
| 15. | 11,386 | Tennessee | 2/14/2011 |
| 16. | 10,561 | Tennessee | 2/15/2004 |
| 17. | 10,154 | Tennessee | 1/24/2013 |
| 18. | 10,149 | Tennessee | 2/24/2000 |





RECORDS AT A GLANCE

Points

| | | | |
|---------|---------|---|--------------------------------|
| Game | 1. | 55 • Mikayla Blakes at Auburn, 2.16.25 | |
| | 2. | 53 • Mikayla Blakes at Florida, 1.30.25 | |
| | 3. | 42 • Khamil Pierre vs. Evansville, 12.14.24 | |
| | 8. | 37 • Iyana Moore at Kentucky, 1.11.24 | |
| | 9. | 36 • Mikayla Blakes vs. Georgia, 1.2.25 | |
| | | 36 • Wendy Scholtens vs. Lipscomb, 1.9.90 | |
| | 2024-25 | 55 • Mikayla Blakes at Auburn, 2.16.25 | |
| | Season | 1. | 855 • Wendy Scholtens, 1989-90 |
| | | 10. | 612 • Sheri Sam, 1995-96 |
| 2024-25 | | 599 • Mikayla Blakes | |
| Career | 1. | 2,604 • Chantelle Anderson, 2000-03 | |
| | 10. | 1,618 • Jasmine Lister, 2011-14 | |
| | Active | 1,235 • Iyana Moore, 2022-present | |

Field Goals Made

| | | |
|---------|---|--|
| Game | 1. | 19 • Khamil Pierre vs. Evansville, 12.14.24 |
| | | Chantelle Anderson at Portland State, 12.23.00 |
| | 8. | 15 • 9 Times, Last: Mikayla Blakes at Auburn, 02.16.25 |
| 2024-25 | 19 • Khamil Pierre vs. Evansville, 12.14.24 | |
| Season | 1. | 309 • Wendy Scholtens, 1989-90 |
| | 10. | 241 • Aljeanette Bramlett, 1981-82 |
| | 2024-25 | 222 • Khamil Pierre |
| Career | 1. | 1,020 • Chantelle Anderson, 2000-03 |
| | 10. | 625 • Sheri Sam, 1992-96 |
| | Active | 409 • Iyana Moore, 2022-present |

Field Goals Attempted

| | | |
|--------|---------|---|
| Game | 1. | 31 • Eva Lemeh at Georgia, 2.16.81 |
| | 5. | 28 • Three times, Last: Mikayla Blakes at Auburn, 2.16.25 |
| | 9. | 25 • Four times, Last: Khamil Pierre at Texas, 2.6.25 |
| | 2024-25 | 28 • Twice: Last: Mikayla Blakes at Auburn, 2.16.25 |
| Season | 1. | 571 • Barbara Brackman, 1981-82 |
| | 10. | 463 • Donna Atkinson, 1983-84 |
| | 2024-25 | 426 • M. Blakes/K. Pierre |
| Career | 1. | 1,655 • Wendy Scholtens, 1988-91 |
| | 10. | 1,301 • Carla Thomas, 2004-2007 |
| | Active | 1,090 • Iyana Moore, 2022-present |

Field Goal Percentage

| | | | |
|--------|----------------|--|--|
| Game | 1. | 1.000 • 4 Times, Last: Hannah Tuomi, 10-10 vs. UF, 2.24.10 | |
| | (Min. 10 FGM) | 9. | .917 • 3 Times, Last: Ashley Earley, 11-12 at Tenn., 2.13.05 |
| | 2024-25 | .706 (12-17) • Khamil Pierre vs. Lipscomb, 11.4.24 | |
| Season | 1. | .723 (292-404) • Chantelle Anderson, 2000-01 | |
| | (Min. 150 FGM) | 10. | .602 (103-171) • Nicole Jules, 2005-06 |
| | 2024-25 | .521 (222-426) • Khamil Pierre | |
| Career | 1. | .651 (1,020-1,568) • Chantelle Anderson, 2000-03 | |
| | (Min. 400 FGM) | 10. | .543 (706-1,301) • Carla Thomas, 2004-07 |
| | Active | .487 (403-824) • Sacha Washington, 2022-present | |

3-Pointers Made

| | | |
|--------|---------|--|
| Game | 1. | 9 • Iyana Moore, vs. Alabama State, 12.28.21 |
| | 5. | 7 • 11 Times, Last: Marnelle Garraud at Arkansas, 1.16.23 |
| | 2024-25 | 5 • Seven Times: Last: Mikayla Blakes at Florida, 01.30.25 |
| Season | 1. | 95 • Caroline Williams, 2005-06 |
| | 10. | 80 • Christina Wirth, 2008-09 |
| | 2024-25 | 56 • Mikayla Blakes |
| Career | 1. | 276 • Christina Foggie, 2011-14 |
| | 7. | 203 • Julie Powell, 1991-94 |
| | 8. | 188 • Iyana Moore, 2022-present |

3-Pointers Attempted

| | | |
|--------|---------|--|
| Game | 1. | 17 • Christina Foggie vs. Virginia, 11.23.12 |
| | | 17 • Christina Foggie vs. Maryland, 3.28.09 |
| | 10. | 13 • 12 Times, Last: Marnelle Garraud, vs. Georgia, 2.5.23 |
| | 2024-25 | 13 • Iyana Moore vs. Kentucky, 01.05.25 |
| Season | 1. | 225 • Merideth Marsh, 2009-10 |
| | 10. | 241 • Aljeanette Bramlett, 1981-82 |
| | 2024-25 | 175 • Mikayla Blakes |
| Career | 1. | 735 • Christina Foggie, 2011-14 |
| | 5. | 573 • Christina Wirth, 2006-09 |
| | 6. | 531 • Iyana Moore, 2022-present |

3-Point Percentage

| | | | |
|----------------|--------------|--|---|
| Game | 1. | 1.000 • Seven Times, Last: Erin Whalen (5-5) at Ala. 1.21.18 | |
| | (Min. 5 3PM) | 2024-25 | .625 (5-8) • Three Times, Last: Iyana Moore at LSU, 1.13.25 |
| | Season | 1. | .505 (48-95) • Caroline Williams, 2004-05 |
| (Min. 40 3PA) | 10. | .446 (37-83) • Christa Reed, 2016-17 | |
| | 2024-25 | .340 (52-153) • Iyana Moore | |
| | Career | 1. | .465 (238-512) • Caroline Williams, 2004-07 |
| (Min. 100 3PM) | 10. | .394 (145-368) • Donna Harris, 1990-94 | |
| | Active | .354 (188-531) • Iyana Moore, 2022-present | |

Free Throws Made

| | | |
|---------|--|---|
| Game | 1. | 23 • Mikayla Blakes at Auburn, 2.16.25 |
| | 2. | 18 • Ashley McElhiney vs. LSU, 2.15.01 |
| | | 18 • Wendy Scholtens at Tenn. Tech, 1.11.89 |
| 5. | 16 • Four Times, Last: Mikayla Blakes, at Florida 01.30.25 | |
| 2024-25 | 16 • Mikayla Blakes at Florida, 01.30.25 | |
| Season | 1. | 236 • Wendy Scholtens, 1989-90 |
| | 10. | 133 • Tiffany Clarke, 2012-13 |
| | | 133 • Harriet Brumfield, 1981-82 |
| 2024-25 | 199 • Mikayla Blakes | |
| Career | 1. | 681 • Wendy Scholtens, 1988-91 |
| | 10. | 298 • Ashley McElhiney, 2000-03 |
| | Active | 229 • Iyana Moore, 2022-present |

Free Throws Attempted

| | | |
|--------|---------|--|
| Game | 1. | 24 • Mikayla Blakes at Auburn, 2.16.25 |
| | 2. | 19 • Ashley McElhiney vs. LSU, 2.15.01 |
| | 3. | 18 • 3 Times, Last: Mikayla Blakes, at Florida, 01.30.25 |
| | 2024-25 | 24 • Mikayla Blakes, at Auburn, 01.16.25 |
| Season | 1. | 264 • Wendy Scholtens, 1989-90 |
| | 10. | 190 • Christina Foggie, 2013-14 |
| | 2024-25 | 164 • Mikayla Blakes |
| Career | 1. | 785 • Wendy Scholtens, 1988-91 |
| | 10. | 413 • Dee Davis, 2004-07 |
| | Active | 316 • Sacha Washington, 2022-present |

Free Throw Percentage

| | | | |
|----------------|--|--|---|
| Game | 1. | 1.000 • 19 Times, Last: Iyana Moore (10-10) vs Ga., 3.3.24 | |
| | (Min. 10 FTM) | 2024-25 | .958 (23-24) • Mikayla Blakes vs. Georgia, 01.02.25 |
| | Season | 1. | .938 (61-65) • Christa Reed, 2017-18 |
| 10. | .870 (47-54) • Bella LaChance, 2022-23 | | |
| | 2024-25 | .884 (145-164) • Mikayla Blakes | |
| | Career | 1. | .868 (681-785) • Wendy Scholtens, 1988-91 |
| (Min. 160 FTM) | 5. | .817 (223-273) • Iyana Moore, 2022-present | |
| | 10. | .789 (195-247) • Julie Powell, 1991-94 | |
| | Active | .821 (229-279) • Iyana Moore, 2022-present | |

Rebounds

| | | |
|---------|---|--|
| Game | 1. | 22 • Wendy Scholtens vs. Lipscomb, 1.9.90 |
| | | 22 • Wendy Scholtens vs. Wright State, 12.9.89 |
| | | 22 • Barbara Brackman vs. Union, 1.4.83 |
| | 10. | 19 • 6 Times, Last: Jennifer Holmes vs. Florida, 2.25.99 |
| 2024-25 | 18 • Khamil Pierre vs. Evansville, 12.14.24 | |
| Season | 1. | 389 • Wendy Scholtens, 1989-90 |
| | 10. | 283 • Barbara Brackman, 1981-82 |
| | 2024-25 | 247 • Khamil Pierre |
| Career | 1. | 1,272 • Wendy Scholtens, 1988-91 |
| | 10. | 822 • Chantelle Anderson, 2000-03 |
| | Active | 720 • Sacha Washington, 2022-present |

Assists

| | | |
|--------|---------|--|
| Game | 1. | 17 • Ashley McElhiney at Louisville, 1.2.03 |
| | 7. | 13 • 5 Times, Last: Jasmine Lister vs. Tenn., 2.9.12 |
| | 2024-25 | 11 • Jordyn Oliver vs. Georgia, 01.02.25 |
| Season | 1. | 262 • Cathy Bender, 1981-82 |
| | 10. | 168 • Jasmine Lister, 2012-13 |
| | 2024-25 | 98 • Jordyn Oliver |
| Career | 1. | 730 • Dee Davis, 2004-07 |
| | 10. | 438 • Jordyn Cambridge, 2018-24 |
| | Active | 243 • Iyana Moore, 2022-present |

Steals

| | | |
|---------|--------------------|---|
| Game | 1. | 11 • Eva Lemeh vs. Murray State, 12.14.80 |
| | 6. | 8 • 8 Times, Last: Khamil Pierre vs. Evansville, 12.14.24 |
| | 2024-25 | 8 • Khamil Pierre vs. Evansville, 12.14.24 |
| Season | 1. | 129 • Jordyn Cambridge, 2021-22 |
| | 10. | 87 • Karen Booker, 1989-90 |
| | | 87 • Jade Huntington, 1989-90 |
| 2024-25 | 73 • Khamil Pierre | |
| Career | 1. | 351 • Jordyn Cambridge, 2018-24 |
| | 10. | 221 • Jennifer Risper, 2006-09 |
| | Active | 125 • Iyana Moore, 2022-present |

Blocked Shots

| | | |
|--------|---------|--|
| Game | 1. | 10 • Angela Gorsica vs. Wingate, 12.28.95 |
| | | 10 • Heidi Gillingham vs. Middle Tennessee, 1.30.92 |
| | 4. | 8 • 15 Times, Last: Angela Gorsica vs. DePaul, 2.19.97 |
| | 2024-25 | 4 • Aiyana Mitchell, at Auburn, 2.26.25 |
| Season | 1. | 309 • Wendy Scholtens, 1989-90 |
| | 10. | 241 • Aljeanette Bramlett, 1981-82 |
| | 2024-25 | 19 • Aiyana Mitchell |
| Career | 1. | 413 • Heidi Gillingham, 1991-94 |
| | 10. | 112 • Harriet Brumfield, 1982-85 |
| | Active | 108 • Sacha Washington, 2022-present |

Points Per Game

| | | | |
|--------|---------------|---|---------------------------------------|
| Season | 1. | 25.2 (855 pts) • Wendy Scholtens, 1989-90 | |
| | 10. | 19.7 (671 pts) • Harriet Brumfield, 1981-82 | |
| | 2024-25 | 23.0 (599 pts) • Mikayla Blakes | |
| Career | 1. | 21.3 (122 GP) • Wendy Scholtens, 1988-91 | |
| | (Min. 100 GP) | 10. | 12.8 (119 GP) • Karen Booker, 1984-87 |
| | Active | 13.3 (93 GP) • Iyana Moore, 2022-present | |

Games Played

| | | |
|--------|-------------------------------------|--|
| Career | 1. | 137 • Jessica Mooney, 2007-10 |
| | | 137 • Chantelle Anderson, 2000-03 |
| | 10. | 132 • Six times, Last: Tiffany Clarke, 2010-13 |
| Active | 99 • Sacha Washington, 2022-present | |

Minutes Played

| | | |
|---------|--|---|
| Game | 1. | 50 • Karen McGinn vs. Auburn, 12.13.78 |
| | | 50 • Ann Morrow vs. Auburn, 12.13.78 |
| | 9. | 46 • Chavonne Hammond vs. Kansas, 3.18.00 |
| | | 46 • Ashley Smith vs. George Washington, 12.22.98 |
| 2024-25 | 44 • M. Blakes/K. Pierre vs. Mississippi State, 02.13.25 | |
| Season | 1. | 1,298 • Ashley McElhiney, 2001-02 |
| | 10. | 1,179 • Zuzi Klimsova, 2000-01 |
| | 2024-25 | 810 • Iyana Moore |
| Career | 1. | 4,626 • Jasmine Lister, 2011-14 |
| | 10. | 3,779 • Christina Werth, 2006-09 |
| | Active | 3,015 • Iyana Moore, 2022-present |





THE LAST TIME WHEN...

SCORING

| | |
|------------------------|--|
| Less than 40 pts | 31 • East Tennessee St. • Johnson City, Tenn. • 12.01.22 |
| 40-49 pts | 49 • Texas A&M • College Station, Texas • 02.15.24 |
| Less than 50 pts & Won | 49 • Texas A&M • College Station, Texas • 02.15.24 |
| 90-99 pts | 98 • Auburn • Auburn, Ala. • 02.16.25 |
| 100+ pts (regulation) | 101 • Arkansas • Nashville, Tenn. • 01.23.25 |
| 100+ pts | 101 • Arkansas • Nashville, Tenn. • 01.23.25 |

OPPONENT SCORING

| | |
|------------------------|--|
| Less than 40 pts | 37 • Austin Peay • Nashville, Tenn. • 11.08.24 |
| 40-49 pts | 40 • Evansville • Nashville, Tenn. • 12.14.24 |
| Less than 50 pts & Won | 44 • East Tennessee St. • Johnson City, Tenn. • 12.01.22 |
| 90-99 pts | 96 • Kentucky • Nashville, Tenn. • 01.05.25 |
| 100+ pts (regulation) | 106 • South Carolina • Nashville, Tenn. • 01.14.21 |
| 100+ pts | 106 • South Carolina • Nashville, Tenn. • 01.14.21 |

FIELD GOAL PERCENTAGE

| | |
|-------------------|---|
| 20.0%-29.9% | 27.9% (19-68) • Florida • Gainesville, Fla. • 1.22.23 |
| 30.0%-39.9% | 37.2% (29-78) • Mississippi State • Nashville, Tenn. • 02.13.25 |
| 30.0%-39.9% & Won | 33.8% (23-68) • Alabama • Tuscaloosa, Ala. • 01.26.25 |
| 50.0%-59.9% | 50.8% (32-63) • Auburn • Auburn, Ala. • 02.16.25 |
| 60.0% or higher | 69.2% (36-52) • Air Force • Nashville, Tenn. • 11.30.15 |

OPPONENT FIELD GOAL PERCENTAGE

| | |
|--------------------|---|
| 20.0%-29.9% | 27.8% (15-54) • Evansville • Nashville, Tenn. • 12.14.24 |
| 20.0%-29.9% & won | 27.4% (17-62) • East Tenn. St. • Johnson City, Tenn. • 12.1.22 |
| 30.0%-39.9% | 38.9% (35-90) • Mississippi State • Nashville, Tenn. • 02.13.25 |
| 30.0%-39.9% & won | 38.9% (35-90) • Mississippi State • Nashville, Tenn. • 02.13.25 |
| 50.0%-59.9% | 51.6% (33-64) • Auburn • Auburn, Ala. • 02.16.25 |
| 50.0%-59.9% & lost | 51.6% (33-64) • Auburn • Auburn, Ala. • 02.16.25 |
| 60.0% or higher | 66.7% (28-42) • Georgia • Nashville, Tenn. • 2.5.23 |

FREE THROW PERCENTAGE

| | |
|----------------------------|--|
| Less than 50.0% | 37.5% (3-8) • South Florida • Tampa, Fla. • 11.14.24 |
| 90.0%-99.9% | 90.6% (29-32) • Auburn • Auburn, Ala. • 02.16.25 |
| 1.000% | 15-15 • Appalachian State • Nashville, Tenn. • 12.1.24 |
| 1.000% w/ 10 or more makes | 15-15 • Appalachian State • Nashville, Tenn. • 12.1.24 |

OPPONENT FREE THROW PERCENTAGE

| | |
|----------------------------|--|
| Less than 50.0% | 28.6% (4-14) • Austin Peay • Nashville, Tenn. • 11.08.24 |
| 90.0%-99.9% | 92.3% (12-13) • Ole Miss • Oxford, Miss. • 01.09.25 |
| 1.000% | 3-3 • South Florida • Tampa, Fla. • 11.14.24 |
| 1.000% w/ 10 or more makes | 12-12 • Texas A&M • College Station, Texas • 2.10.22 |

BASKETS MADE

| | |
|---------------------------------|--|
| 40+ field goals made | 40 • Alabama A&M • Nashville, Tenn. • 12.29.24 |
| 10-14 3-point field goals made | 11 • Florida • Gainesville, Fla. • 01.30.25 |
| 15+ 3-point field goals made | 17 • Alabama State • Nashville, Tenn. • 12.28.21 |
| Did not make a 3-pointer | 0-9 • Butler • Indianapolis • 12.7.23 |
| Made 20+ free throws | 29 (29-32) • Auburn • Auburn, Ala. • 02.16.25 |
| Made less than five free throws | 3 (3-8) • South Florida • Tampa, Fla. • 11.14.24 |
| Made 5-10 free throws | 9 (9-14) • Ole Miss • Oxford, Miss. • 01.09.25 |

OPPONENT BASKETS MADE

| | |
|---------------------------------|--|
| 40+ field goals made | 42 • South Carolina • Nashville, Tenn. • 1.14.21 |
| 10-14 3-point field goals made | 10 • West Georgia • Nashville, Tenn. • 12.21.24 |
| 15+ 3-point field goals made | 15 • Kentucky • Nashville, Tenn. • 01.05.25 |
| Did not make a 3-pointer | 0-8 • Ole Miss • Nashville, Tenn. • 2.20.22 |
| Made 20+ free throws | 22 (22-26) • Texas • Austin, Texas • 02.06.25 |
| Made less than five free throws | 4 (4-7) • Arkansas • Nashville, Tenn. • 01.23.25 |
| Made 5-10 free throws | 5 (5-6) • Alabama • Tuscaloosa, Ala. • 01.26.25 |

REBOUNDS

| | |
|--------------------|--|
| 10-20 rebounds | 20 • Georgia • Nashville, Tenn. • 2.5.23 |
| 21-29 rebounds | 23 • Ole Miss • Nashville, Tenn. • 02.02.25 |
| 40-44 rebounds | 43 • Mississippi State • Nashville, Tenn. • 02.13.25 |
| 45-49 rebounds | 48 • Appalachian State • Nashville, Tenn. • 12.1.24 |
| 50+ rebounds | 51 • West Georgia • Nashville, Tenn. • 12.21.24 |
| 20+ rebound margin | +27 • Austin Peay • Nashville, Tenn. • 11.08.24 |
| 30+ rebound margin | +30 • Samford • Nashville, Tenn. • 11.22.24 |

OPPONENT REBOUNDS

| | |
|--------------------|---|
| 20-24 rebounds | 24 • Miami • Coral Gables, Fla. • 12.04.24 |
| 25-29 rebounds | 26 • Samford • Nashville, Tenn. • 11.22.24 |
| 40-44 rebounds | 42 • Tennessee • Nashville, Tenn. • 01.19.25 |
| 45-49 rebounds | 48 • Michigan State • Palm Springs, Calif. • 11.27.24 |
| 50+ rebounds | 65 • Mississippi State • Nashville, Tenn. • 02.13.25 |
| 20+ rebound margin | +22 • Mississippi State • Nashville, Tenn. • 02.13.25 |

STEALS

| | |
|--------------|---|
| 0-5 steals | 3 • Tennessee • Nashville, Tenn. • 01.19.25 |
| 10-15 steals | 13 • Auburn • Auburn, Ala. • 02.16.25 |
| 16-19 steals | 17 • Alabama • Tuscaloosa, Ala. • 01.26.25 |
| 20+ steals | 24 • Evansville • Nashville, Tenn. • 12.14.24 |

OPPONENT STEALS

| | |
|--------------|--|
| 0-5 steals | 5 • Auburn • Auburn, Ala. • 02.16.25 |
| 10-15 steals | 11 • Mississippi State • Nashville, Tenn. • 02.13.25 |
| 15-19 steals | 17 • Florida • Nashville, Tenn. • 1.7.24 |
| 20+ steals | 22 • UCLA • Boston, Mass. • 11.26.95 |

ASSISTS

| | |
|-----------------|--|
| 0-9 assists | 8 • Texas • Austin, Texas • 02.06.25 |
| 15-19 assists | 18 • Mississippi State • Nashville, Tenn. • 02.13.25 |
| 20-25 assists | 21 • Arkansas • Nashville, Tenn. • 01.23.25 |
| 25-29 assists | 27 • Georgia • Nashville, Tenn. • 01.02.25 |
| 30-plus assists | 30 • Alabama A&M • Nashville, Tenn. • 12.29.24 |

OPPONENT ASSISTS

| | |
|---------------|--|
| 0-9 assists | 8 • Arkansas • Nashville, Tenn. • 01.23.25 |
| 15-19 assists | 18 • Texas • Austin, Texas • 02.06.25 |
| 20-25 assists | 21 • Auburn • Auburn, Ala. • 02.19.25 |
| 26-30 assists | 26 • Ole Miss • Oxford, Miss. • 01.09.25 |

TURNOVERS

| | |
|-----------------|---|
| 5-10 turnovers | 7 • Kentucky • Nashville, Tenn. • 01.05.25 |
| 20-24 turnovers | 21 • Michigan State • Palm Springs, Calif. • 11.27.24 |
| 25-29 turnovers | 25 • Ole Miss • Oxford, Miss. • 01.09.25 |
| 30-40 turnovers | 37 • UCLA • Boston, Mass. • 11.26.95 |

OPPONENT TURNOVERS

| | |
|-----------------|--|
| 5-10 turnovers | 10 • Tennessee • Nashville, Tenn. • 01.19.25 |
| 20-24 turnovers | 22 • Mississippi State • Nashville, Tenn. • 02.13.25 |
| 25-29 turnovers | 26 • Arkansas • Nashville, Tenn. • 01.23.25 |
| 30-40 turnovers | 36 • Evansville • Nashville, Tenn. • 12.14.24 |

BLOCKED SHOTS

| | |
|-------------------|--|
| 0 Blocks | 0 • South Florida • Tampa, Fla. • 11.14.24 |
| 5-9 blocked shots | 5 • Auburn • Auburn, Ala. • 02.19.25 |

OPPONENT BLOCKED SHOTS

| | |
|-------------------|--|
| 0 Blocks | 0 • Butler • Nashville, Tenn. • 11.17.24 |
| 5-9 blocked shots | 5 • Auburn • Auburn, Ala. • 02.19.25 |
| 10+ blocked shots | 14 • South Carolina • Nashville, Tenn. • 1.19.23 |

MARGIN OF VICTORY

| | |
|-------------------------|---|
| 1 point | vs. Tennessee (71-7) • Nashville, Tenn. • 01.19.25 |
| 2 points | at Arkansas (66-64) • Tuscaloosa, Ala. • 01.26.25 |
| 10-19 points | 10 • Florida (98-88 OT) • Auburn, Ala. • 02.19.25 |
| 20-30 points | 26 • Georgia (108-82) • Georgia • Nashville, Tenn. • 01.02.25 |
| Back-to-back 20+ points | 49 • Hampton (94-45) • Nashville, Tenn. • 11.20.24 |
| | 45 • Samford (104-59) • Nashville, Tenn. • 11.22.24 |
| 30-39 points | 35 • West Georgia (103-68) • Nashville, Tenn. • 12.21.24 |
| Back-to-back 30+ points | 49 • Hampton (94-45) • Nashville, Tenn. • 11.20.24 |
| | 45 • Samford (104-59) • Nashville, Tenn. • 11.22.24 |
| 40-49 points | 41 • Arkansas (101-60) • Nashville, Tenn. • 01.23.25 |
| Back-to-back 40+ points | 49 • Hampton (94-45) • Nashville, Tenn. • 11.20.24 |
| | 45 • Samford (104-59) • Nashville, Tenn. • 11.22.24 |
| 50-59 points | 54 • Appalachian State (94-40) • Nashville, Tenn. • 12.01.24 |
| Back-to-back 50+ points | 52 • Lipscomb (102-50) • Memorial Gym • 11.04.24 |
| | 56 • Austin Peay (93-37) • Nashville, Tenn. • 11.08.24 |
| 60-69 points | 66 • Evansville (106-40) • Nashville, Tenn. • 12.14.24 |
| 70+ points | 70 • Hampton (116-46) • Nashville, Tenn. • 11.29.98 |
| Single-overtime win | at Auburn (98-88) • Auburn, Ala. • 02.16.25 |
| Double-overtime win | at Florida (106-98) • Gainesville, Fla. • 2.6.11 |
| Triple-overtime win | NEVER OCCURRED |

OPPONENT MARGIN OF VICTORY

| | |
|-------------------------|--|
| 1 point | vs. Florida (53-52) • Greenville, S.C. • 3.3.22 |
| 2 points | vs. Missouri (65-63) • Nashville, Tenn. • 1.14.24 |
| 10-19 points | 15 • Ole Miss (76-61) • Nashville, Tenn. • 02.02.25 |
| 20-30 points | 21 (87-66) • Texas • Austin, Texas • 02.06.25 |
| Back-to-back 20+ points | 25 • LSU (88-63) • Baton Rouge, La. • 1.1.23 |
| | 21 • Ole Miss (74-53) • Oxford, Miss. • 1.5.23 |
| 30-39 points | 37 • Alabama (98-61) • Tuscaloosa, Ala. • 1.26.20 |
| 40-49 points | 48 • South Carolina (96-48) • Nashville, Tenn. • 1.19.23 |
| 50-59 points | 55 • South Carolina (85-30) • Columbia, S.C. • 01.24.22 |
| 60-69 points | 63 • South Carolina (106-43) • Nashville, Tenn. • 01.14.21 |
| 70+ points | NEVER OCCURRED |
| Single-overtime win | Alabama (77-71) • Nashville, Tenn. • 2.6.22 |
| Double-overtime win | Mississippi State (85-77) • Nashville, Tenn. • 02.13.25 |
| Triple-overtime win | NEVER OCCURRED |





LAST TIME...

A DORE SCORED 20 OR MORE PTS

Mikayla Blakes • 55 Pts at Auburn • 02.16.25

TWO DORES SCORED 20 OR MORE PTS

Khamil Pierre • 26 Pts vs. Texas • 02.06.25

Mikayla Blakes • 22 Pts vs. Texas • 02.06.25

AN OPPONENT SCORED 20 OR MORE PTS

Yuting Deng, Auburn • 27 Pts • 02.16.25

DeYona Gaston, Auburn • 25 Pts • 02.16.25

TWO OPPONENTS SCORED 20 OR MORE PTS

Yuting Deng, Auburn • 27 Pts • 02.16.25

DeYona Gaston, Auburn • 25 Pts • 02.16.25

A DORE SCORED 30 OR MORE PTS

Mikayla Blakes • 55 Pts at Auburn • 02.16.25

A DORE SCORED 40 OR MORE PTS

Mikayla Blakes • 55 Pts at Auburn • 02.16.25

A DORE SCORED 50 OR MORE PTS

Mikayla Blakes • 55 Pts at Auburn • 02.16.25

AN OPP. SCORED 30 OR MORE PTS

Sarah Ashlee Barker, Alabama • 36 Pts • 01.26.25

A DORE COLLECTED 15 OR MORE REBS

Khamil Pierre • 18 Reb vs. Evansville • 12.14.24

AN OPP. COLLECTED 15 OR MORE REBS

Madina Okot, Mississippi State • 23 Reb • 02.13.25

A DORE COLLECTED 10 OR MORE AST

Jordyn Oliver • 11 Ast vs. Georgia • 01.02.24

AN OPP. COLLECTED 10 OR MORE AST

Mar'shaun Bostic, Auburn • 11 Ast • 02.16.25

A DORE HAD FIVE OR MORE STL

Jordyn Oliver • 6 Stl vs. Auburn • 02.16.25

AN OPP. COLLECTED FIVE OR MORE STL

Rori Harmon, Texas • 5 Stl • 02.06.25

A DORE HAD FIVE OR MORE BLK

Sacha Washington • 6 Blk vs. Dayton • 12.20.23

AN OPP. COLLECTED FIVE OR MORE BLK

L'or Mputu, South Florida • 6 Blk • 11.14.24

A DORE MADE 10-PLUS FG

Mikayla Blakes • 15 FGM vs. Auburn • 02.16.25

A DORE MADE 10-PLUS FG IN BACK-TO-BACK GAMES

Khamil Pierre (3) • 11 FGM vs. Ole Miss • 02.02.25

10 FGM at Florida • 02.06.25

11 FGM vs. Mississippi State • 02.13.25

AN OPP. MADE 10 OR MORE FG

Yutling Deng, Auburn • 11 FGM • 02.16.25

A DORE ATTEMPTED 20 OR MORE FG

Mikayla Blakes • 28 FGA at Auburn • 02.16.25

AN OPP. ATTEMPTED 20 OR MORE FG

Yutling Deng, Auburn • 26 FGA • 02.16.25

A DORE MADE 10 OR MORE FREE THROWS

Mikayla Blakes • 23 FTM at Auburn • 02.16.25

AN OPP. MADE 10 OR MORE FREE THROWS

Diamond Battles, Georgia • 10 FTM • 2.5.23

A DORE MADE 5 OR MORE 3-PT FG

Mikayla Blakes • 5 3PT FGM at Florida • 01.30.25

AN OPP. MADE 5 OR MORE 3-PT FG

Kennedy Todd-Williams, Ole Miss • 5 3PT FGM • 01.09.25

VANDY HAD 5 OR PLAYERS IN DBL FIGURES

Five Players • vs. Arkansas • 01.23.25

AN OPP. HAD 5 OR PLAYERS IN DBL FIGURES

Ole Miss • Five Players • 01.09.25

VANDY PLAYER HAD A DOUBLE-DOUBLE

Khamil Pierre • 24 pts, 12 reb vs Miss. State • 02.13.25

A DORE HAD CONSECUTIVE DOUBLE-DOUBLES

Khamil Pierre (4) • 14 pts, 10 reb at Dayton • 12.19.24

23 pts, 10 reb vs. West Georgia • 12.21.24

42 pts, 18 reb vs. Evansville • 12.14.24

28 pts, 13 reb at Miami • 12.04.24

AN OPP. HAD A DOUBLE-DOUBLE

Mar'shaun Bostic, Auburn • 14 pts, 11 ast • 02.16.25

VANDY HAD 2 PLAYERS POST A DOUBLE-DOUBLE

vs. Evansville • 12.14.24

Khamil Pierre • 42 pts, 18 reb

Leilani Kapinus • 11 reb, 10 pts

AN OPP. HAD 2 PLAYERS POST A DOUBLE-DOUBLE

Ivy Wolf, Dayton • 23 pts, 10 reb • 12.19.24

Arianna Smith, Dayton • 16 pts, 12 reb • 12.19.24

VANDY HAD 3 PLAYERS POST A DBL-DBL

vs. Western Kentucky • 11.15.23

Sacha Washington • 18 pts, 10 reb

Jordyn Oliver • 15 pts, 10 reb

Jordyn Cambridge • 11 pts, 13 reb

VANDY PLAYER HAD A TRIPLE-DOUBLE

Jordyn Cambridge • vs. Texas A&M • 3.2.23

15 reb, 13 pts, 10 ast

ALL VANDY PLAYERS THAT PLAYED SCORED

9 players vs. Arizona • 11.26.24

RECORD WHEN...

2024-25 OVERALL 19-7

AT HOME 13-3

ON THE ROAD 5-3

NEUTRAL GAMES 1-1

IN OVERTIME 0-0

IN DOUBLE OVERTIME 0-1

AFTER A WIN 15-4

AFTER A LOSS 3-3

LEADING AT HALFTIME 17-1

TRAILING AT HALFTIME 2-5

TIED AT HALFTIME 0-1

LEADING AFTER 1ST QUARTER 16-5

TRAILING AFTER 1ST QUARTER 3-1

TIED SCORE AFTER 1ST QUARTER 0-1

OUTSCORING OPP. IN 2ND HALF 16-0

OUTSCORED BY OPP. IN 2ND HALF 3-7

SCORING SAME PTS IN 2ND HALF 0-0

LEADING WITH 5 MIN. REMAINING 17-2

TRAILING WITH 5 MIN. REMAINING 2-5

TIED WITH 5 MIN. REMAINING 0-0

SCORING FEWER THAN 50 POINTS 0-0

SCORING 50-59 POINTS 0-1

SCORING 60-69 POINTS 2-2

SCORING 70-79 POINTS 2-4

SCORING 80-89 POINTS 3-0

SCORING 90-99 POINTS 6-0

SCORING 100+ POINTS 6-0

ALLOWING 39-OR-FEWER POINTS 1-0

ALLOWING 40-49 POINTS 4-0

ALLOWING 50-59 POINTS 3-0

ALLOWING 60-69 POINTS 6-0

ALLOWING 70-79 POINTS 2-2

ALLOWING 80-89 POINTS 3-4

ALLOWING 90-OR-MORE POINTS 0-1

GAME DECIDED BY 1-POINT 1-0

GAME DECIDED BY 2-3 POINTS 1-0

GAME DECIDED BY 4-5 POINTS 0-0

GAME DECIDED BY 6-9 POINTS 0-3

GAME DECIDED BY 10-19 POINTS 7-2

GAME DECIDED BY 20-29 POINTS 2-2

GAME DECIDED BY 30-39 POINTS 1-0

GAME DECIDED BY 40-49 POINTS 3-0

GAME DECIDED BY 50-59 POINTS 3-0

GAME DECIDED BY 60+ POINTS 1-0

HIGHER FIELD GOAL PERCENTAGE 13-0

LOWER FIELD GOAL PERCENTAGE 5-7

SAME FIELD GOAL PERCENTAGE 0-0

SHOOTING LESS THAN 30% 0-0

SHOOTING 30-39% 5-4

SHOOTING 40-49% 5-3

SHOOTING 50+% 9-0

OPP. SHOOTING LESS 30% 5-0

OPP. SHOOTING 30-39% 6-1

OPP. SHOOTING 40-49% 5-2

OPP. SHOOTING 50+% 2-5

MORE MADE 3-PT THAN OPP. 10-2

FEWER MADE 3-PT THAN OPP. 5-4

SAME 3-PT MAKES AS OPP. 4-1

MAKING FEWER THAN FIVE 3-PT FG 3-4

MAKING BETWEEN 5-9 3-PT FG 12-3

MAKING 10+ 3-PT FG 4-0

ALLOWING FEWER THAN 5 3-PT FG 10-4

ALLOWING BETWEEN 5-9 3-PT FG 7-2

ALLOWING 10+ 3-PT FG 2-1

MAKING MORE FREE THROWS 18-3

MAKING FEWER FREE THROWS 0-3

MAKING SAME FREE THROWS 1-1

MAKING FEWER THEN 10 FREE THROWS 2-1

MAKING 10-19 FREE THROWS 12-4

MAKINGS 20+ FREE THROWS 5-1

OPP. MAKES 0-10 FREE THROWS 12-1

OPP. MAKES 10-19 FREE THROWS 7-5

OPP. MAKES 20+ FREE THROWS 0-1

OUTREBOUNDING OPP. 14-1

OUTREBOUNDED BY OPP. 5-6

SAME TOTAL OF REBOUNDS 0-0

FEWER THAN 10 ASSISTS 1-2

10-19 ASSISTS 10-5

20+ ASSISTS 8-0

NO BLOCKS 0-0

1-4 BLOCKS 13-7

5+ BLOCKS 6-0

COMMITTING FEWER TURNOVERS 18-3

COMMITTING MORE TURNOVERS 1-4

COMMITTING SAME TURNOVERS 0-0

FORCING FEWER THAN 10 TURNOVERS 0-0

FORCING 10-19 TURNOVERS 5-5

FORCING 20-29 TURNOVERS 12-2

FORCING 30+ TURNOVERS 2-0

IN DAY GAMES 10-4

IN NIGHT GAMES 9-3

ON SUNDAY 6-2

ON MONDAY 1-1

ON TUESDAY 1-0

ON WEDNESDAY 2-1

ON THURSDAY 5-3

ON FRIDAY 2-0

ON SATURDAY 2-0

IN NOVEMBER 7-1

IN DECEMBER 6-0

IN JANUARY 5-3

IN FEBRUARY 1-3

IN MARCH 0-0

VS. SEC 6-6

VS. SEC AT MEMORIAL GYM 3-3

VS. SEC ON THE ROAD 3-3

VS. RANKED OPPONENTS 2-3

WINNING THE OPENING TIP 14-3

LOSING THE OPENING TIP 5-4

WEARING WHITE 9-1

WEARING VANDY SCRIPT WHITE 2-1

WEARING GOLD 1-0

WEARING BLACK 5-2

WEARING V BLACK 1-1

WEARING GRAY 1-1

WEARING PLAY4KAY JERSEY 0-1



2024-25 GAME LEADERS

| OPPONENT | DATE | SCORE | W/L | POINTS | REBOUNDS | ASSISTS | STEALS | BLOCKS |
|--------------------|----------|--------|---------|-------------------|----------------------------|--------------------|-------------------------|-------------------------------------|
| Lipscomb | 11-04-24 | 102-50 | W | Pierre (25) | Pierre (14) | Blakes (5) | Greene (6) | Mitchell (1) |
| Austin Peay | 11-08-24 | 93-37 | W | Blakes/Moore (16) | Pierre (10) | Greene/Moore (3) | Blakes (3) | Kapinus/Makurat/Nwaba (2) |
| at South Florida | 11-14-24 | 62-49 | W | Pierre (17) | Pierre (10) | Oliver (3) | Blakes/Oliver (2) | -- |
| Butler | 11-17-24 | 81-52 | W | Blakes (29) | Pierre (8) | Oliver (6) | Pierre (4) | Kapinus/Nwaba (1) |
| Hampton | 11-20-24 | 94-45 | W | Blakes (22) | Pierre (12) | Blakes (8) | Blakes/Pierre (3) | Nwaba (3) |
| Samford | 11-22-24 | 104-59 | W | Pierre (21) | Pierre (12) | Greene/Kapinus (6) | Kapinus/Pierre (4) | Blakes/Kapinus/Mitchell (1) |
| vs. Arizona | 11-26-24 | 71-60 | W | Pierre (25) | Pierre (15) | Blakes/Moore (4) | Pierre (7) | Kapinus (2) |
| vs. Michigan State | 11-27-24 | 70-78 | L | Pierre (19) | Mitchell/Oliver/Pierre (6) | Oliver/Pierre (4) | Pierre (4) | Kapinus/Mitchell/Oliver (1) |
| Appalachian State | 12-01-24 | 94-40 | W | Blakes (20) | Kapinus/Pissott (7) | Blakes (6) | Blakes (7) | Nwaba (1) |
| at Miami (Fla.) | 12-04-24 | 88-70 | W | Pierre (28) | Pierre (13) | Moore (7) | Pierre (4) | Moore (1) |
| Evansville | 12-14-24 | 106-40 | W | Pierre (42) | Pierre (18) | Blakes/Moore (3) | Pierre (8) | Mitchell (2) |
| at Dayton | 12-19-24 | 80-66 | W | Greene (25) | Pierre (10) | Oliver (7) | Blakes (5) | Oliver (3) |
| West Georgia | 12-21-24 | 103-68 | W | Blakes (24) | Pierre (10) | Blakes (6) | Oliver (4) | Oliver (3) |
| Alabama A&M | 12-29-24 | 93-64 | W | Pierre (29) | Oliver/Pierre (7) | Oliver (8) | Pierre (4) | Blakes/Pierre (1) |
| Georgia | 01-02-25 | 108-82 | W | Blakes (36) | Oliver (10) | Oliver (11) | Mitchell (2) | Moore (2) |
| Kentucky | 01-05-25 | 78-96 | L | Blakes (24) | Pierre (11) | Pierre (5) | Blakes (3) | Blakes (1) |
| at Ole Miss | 01-09-25 | 59-87 | L | Blakes (19) | Blakes (5) | Oliver (6) | Greene/Moore/Pierre (2) | Pierre (1) |
| at LSU | 01-13-25 | 77-83 | L | Pierre (28) | Pierre (8) | Blakes (4) | Moore/Nwaba (3) | Blakes (2) |
| Tennessee | 01-19-25 | 71-70 | W | Blakes (23) | Pierre (8) | 5 Tied w/ 2 | Greene/Nwaba/Oliver (1) | Kapinus/Moore/Oliver (1) |
| Arkansas | 01-23-25 | 101-60 | W | Blakes (24) | Pierre (9) | Oliver (6) | Kapinus (6) | Kapinus/Pierre/Pissott/Mitchell (1) |
| at Alabama | 01-26-25 | 66-64 | W | Blakes (33) | Pierre (14) | Pierre (3) | Pierre (5) | Oliver (1) |
| at Florida | 01-30-25 | 99-86 | W | Blakes (53) | Pierre (11) | Moore (6) | Blakes/Pierre (3) | Mitchell (3) |
| Ole Miss | 02-02-25 | 61-76 | L | Pierre (24) | Pierre (7) | Oliver (3) | Oliver/Pierre (3) | Blakes/Pierre (1) |
| at Texas | 02-06-25 | 66-87 | L | Pierre (26) | Pierre (7) | Oliver (4) | Oliver (4) | Mitchell/Oliver (1) |
| Mississippi State | 02-13-25 | 77-85 | L (2OT) | Pierre (24) | Pierre (12) | Moore (5) | Blakes (5) | Mitchell (2) |
| at Auburn | 02-16-25 | 98-88 | W (OT) | Blakes (55) | Mitchell (7) | Blakes (5) | Oliver (6) | Mitchell (4) |
| at Oklahoma | 02-20-25 | | | | | | | |
| South Carolina | 02-23-25 | | | | | | | |
| Texas A&M | 02-27-25 | | | | | | | |
| at Missouri | 03-02-25 | | | | | | | |

| POINTS | | REBOUNDS | | ASSISTS | | STEALS | | BLOCKS | |
|----------------|-----------|-----------------|-----------|-----------------|----------|-----------------|----------|------------------|---------|
| Mikayla Blakes | 13 (11-2) | Khamil Pierre | 22 (16-6) | Jordyn Oliver | 11 (7-4) | Khamil Pierre | 12 (9-3) | Aiyana Mitchell | 9 (6-3) |
| Khamil Pierre | 12 (7-5) | Jordyn Oliver | 3 (2-1) | Mikayla Blakes | 9 (8-1) | Mikayla Blakes | 8 (6-2) | Lelilani Kapinus | 7 (6-1) |
| Madison Greene | 1 (1-0) | Aiyana Mitchell | 2 (1-1) | Iyana Moore | 7 (6-1) | Jordyn Oliver | 6 (4-2) | Jordyn Oliver | 6 (4-2) |
| Iyana Moore | 1 (1-0) | Leilani Kapinus | 1 (1-0) | Khamil Pierre | 4 (2-2) | Madison Greene | 3 (2-1) | Mikayla Blakes | 5 (2-3) |
| | | Justine Pissott | 1 (1-0) | Madison Greene | 2 (2-0) | Leilani Kapinus | 2 (2-0) | Jane Nwaba | 4 (4-0) |
| | | Mikayla Blakes | 1 (0-1) | Leilani Kapinus | 2 (2-0) | Iyana Moore | 2 (0-2) | Khamil Pierre | 4 (2-2) |
| | | | | | | Aiyana Mitchell | 1 (1-0) | Iyana Moore | 3 (3-0) |
| | | | | | | Jane Nwaba | 1 (1-0) | Aga Makurat | 1 (1-0) |
| | | | | | | Iyana Moore | 1 (0-1) | Justine Pissott | 1 (1-0) |

2024-25 GAME HIGHS & LOWS

HIGHS

| | | |
|------------------|-----|--|
| Points | 108 | vs. Georgia (01/02/25) |
| FG Made | 44 | vs. Evansville (12/14/24) |
| FG Attempts | 93 | vs. Evansville (12/14/24) |
| 3-Pt FG Made | 13 | vs. Appalachian St. (12/1/24) vs. Arkansas (01/23/25) |
| 3-PT FG Attempts | 38 | vs. Appalachian St. (12/1/24) |
| FT Made | 29 | vs. Georgia (01/02/25) at Auburn (02/16/25) |
| FT Attempts | 32 | at Auburn (02/16/25) |
| Rebounds | 56 | vs. Samford (11/22/24) |
| Assists | 30 | vs. Alabama A&M (12/29/24) |
| Steals | 24 | vs. Evansville (12/14/24) |
| Blocks | 9 | vs. West Georgia (12/21/24) |
| Turnovers | 23 | vs. Arizona (11/26/24) at Ole Miss (01/09/25) |
| Fouls | 27 | at Texas (02/06/25) |

LOWS

| | | |
|------------------|----|---|
| Points | 59 | at Ole Miss (01/09/25) |
| FG Made | 21 | vs. Arizona (11/26/24) |
| FG Attempts | 49 | vs. Ole Miss (02/02/25) |
| 3-Pt FG Made | 2 | vs. Evansville (12/14/24) vs. Ole Miss (02/02/25) at Texas (02/06/25) |
| 3-PT FG Attempts | 9 | vs. Ole Miss (02/02/25) |
| FT Made | 3 | at South Florida (11/14/24) |
| FT Attempts | 8 | at South Florida (11/14/24) |
| Rebounds | 23 | vs. Ole Miss (02/02/25) |
| Assists | 6 | at South Florida (11/14/24) |
| Steals | 3 | vs. Tennessee (01/19/25) |
| Blocks | 0 | at South Florida (11/14/24) |
| Turnovers | 6 | vs. Appalachian St. (12/01/25) |
| Fouls | 9 | vs. Alabama A&M (12/29/24) |



VANDERBILT STATS

BENCH PRODUCTION

| Game | VU-OPP | Diff. | Top Bench Scorer |
|------------------|------------------|-------------|--------------------------------|
| Lipscomb | 31-25 | +6 | Madison Greene, 14 |
| Austin Peay | 35-12 | +23 | Madison Greene, 13 |
| at South Fla. | 6-32 | -26 | Makurat/Mitchell/Moore, 2 |
| Butler | 17-18 | -1 | Aiyana Mitchell, 6 |
| Hampton | 33-18 | +15 | Madison Greene, 11 |
| Samford | 43-18 | +25 | Madison Greene, 16 |
| vs. Arizona | 15-6 | +9 | Leilani Kapinus, 7 |
| vs. Michigan St. | 7-9 | -2 | Aiyana Mitchell, 6 |
| Appalachian St. | 31-24 | +7 | Aga Makurat, 7 |
| at Miami | 17-11 | +6 | Leilani Kapinus, 8 |
| Evansville | 24-9 | +15 | Leilani Kapinus, 10 |
| at Dayton | 27-18 | +9 | Madison Greene, 25 |
| West Georgia | 35-29 | +6 | Leilani Kapinus, 10 |
| Alabama A&M | 30-18 | +12 | Madison Greene, 12 |
| Georgia | 14-34 | -20 | Madison Greene, 10 |
| Kentucky | 7-4 | +3 | Madison Greene, 3 |
| at Ole Miss | 13-16 | -3 | Madison Greene, 9 |
| at LSU | 4-9 | -5 | L. Kapinus/M. Greene, 2 |
| Tennessee | 6-9 | -3 | Madison Greene, 4 |
| Arkansas | 24-34 | -10 | Madison Greene, 10 |
| at Alabama | 8-8 | -- | Leilani Kapinus, 8 |
| at Florida | 17-9 | +8 | Justine Pissott, 7 |
| Ole Miss | 8-15 | -7 | Madison Greene, 5 |
| at Texas | 8-27 | -19 | Mitchell/Pissott, 4 |
| Miss. State | 22-18 | +4 | Madison Greene, 17 |
| at Auburn | 18-8 | +10 | M. Greene/J. Pissott, 6 |
| Total | 500-438 | +62 | Madison Greene, 181 |
| AVG. | 19.2-16.8 | +2.4 | Madison Greene, 8.2 ppg |

SPECIALTY STATS

| Game | Off TO | Paint | 2nd Chance | Fastbreak |
|------------------|------------------|------------------|------------------|-----------------|
| Lipscomb | 22-8 | 70-22 | 23-8 | 27-3 |
| Austin Peay | 33-10 | 42-20 | 20-4 | 24-1 |
| at South Fla. | 19-12 | 28-24 | 12-7 | 3-4 |
| Butler | 41-13 | 30-20 | 10-7 | 14-7 |
| Hampton | 36-12 | 46-28 | 19-4 | 13-6 |
| Samford | 24-3 | 60-22 | 28-9 | 26-9 |
| vs. Arizona | 29-19 | 20-40 | 17-13 | 9-8 |
| vs. Michigan St. | 23-20 | 42-48 | 14-16 | 15-6 |
| Appalachian St. | 33-7 | 38-22 | 21-7 | 21-2 |
| at Miami | 27-14 | 46-40 | 16-2 | 8-3 |
| Evansville | 54-3 | 76-20 | 40-9 | 25-4 |
| at Dayton | 32-7 | 28-42 | 14-8 | 14-6 |
| West Georgia | 37-16 | 62-22 | 29-13 | 30-16 |
| Alabama A&M | 24-11 | 60-42 | 19-9 | 23-14 |
| Georgia | 26-8 | 34-48 | 15-13 | 15-12 |
| Kentucky | 7-16 | 26-26 | 26-9 | 5-6 |
| at Ole Miss | 19-22 | 34-38 | 9-10 | 7-10 |
| at LSU | 17-21 | 32-44 | 6-17 | 17-13 |
| Tennessee | 13-10 | 24-32 | 10-8 | 15-14 |
| Arkansas | 40-13 | 40-24 | 9-12 | 22-13 |
| at Alabama | 30-15 | 30-44 | 11-9 | 16-15 |
| at Florida | 31-14 | 42-56 | 14-19 | 19-13 |
| Ole Miss | 6-21 | 32-54 | 5-21 | 8-10 |
| at Texas | 14-27 | 30-28 | 21-16 | 13-7 |
| Miss. State | 26-17 | 30-66 | 9-24 | 18-8 |
| at Auburn | 23-13 | 46-44 | 13-12 | 20-11 |
| Total | 686-352 | 1048-916 | 430-286 | 427-229 |
| AVG. | 26.4-13.5 | 40.3-35.2 | 16.5-11.0 | 16.4-8.8 |



SHEA RALPH

HEAD COACH
FOURTH SEASON
UConn - '01



THE SHEA RALPH FILE

Head Coach Vanderbilt (2021-Current)

- 70-55 overall record in four seasons at Vanderbilt
- Guided Vanderbilt to its first NCAA Tournament bid since the 2014 NCAA Tournament in 2023-24 and posted the Dores' first NCAA Tournament victory since 2013
- Posted the largest win improvement from one season to next in school history during the 2023-24 season, as Vandy's 23 victories marked an 11-win improvement from 2022-23
- Led Vanderbilt to its first postseason bid since the 2013-14 campaign with an appearance in the 2022 WNIT in her debut season in 2021-22
- Guided Vandy to a school record six SEC road wins in '23-'24
- Five players have earned All-SEC honors under Ralph

Assistant Coach UConn (2008-2021)

- 462-22 in 13 seasons as an assistant coach at UConn
- Won Six NCAA National Championships
- 12 Final Four Appearances
- 16 Conference Titles
- Coached 21 WNBA Draft Picks, 9 top-5 picks, three No. 1 picks

Assistant Coach Pittsburgh (2003-2008)

- 86-66 in five seasons as an assistant coach at Pittsburgh
- 2008 Sweet 16 Appearance
- Two NCAA Tournament Appearances (2007 & 08)
- 2006 WNIT Final Four

Player UConn (1996-2001)

- Drafted by Utah Starzz in 2001 WNBA Draft
- Scored 1,678 career points, Ranks 8th in UConn history
- Won 2000 NCAA National Championship
- 2000 NCAA Women's Final Four MVP
- 2000 Big East Player of the Year
- 2000 All-American
- 2000 Sports Illustrated Women's College Player of the Year
- Honda Award Winner

Shea Ralph was named the sixth head coach in Vanderbilt women's basketball history on April 13, 2021. The 2024-25 campaign marks her fourth season leading the Commodores.

Ralph orchestrated one of the biggest turn-arounds in program history during the 2023-24 season, as the Commodores went from being projected last in the SEC preseason polls to earning the program's first bid into the NCAA Tournament in 10 seasons.

Vanderbilt went 23-10 in Year 3 under Ralph's direction, as the Commodores made their first appearance in the NCAA Tournament since the 2013-14 campaign. The 23 wins marked an 11-win improvement from a season ago, which is the second-largest win improvement from one season to the next in program history.

The Commodores went out and proved the preseason prognosticators wrong in 2023-24, as Vandy finished sixth in the SEC after being picked 13th in the Preseason SEC Coaches Poll and 14th in the Preseason SEC Media Poll. The Dores went 9-7 in SEC play and won a program-record six road SEC games. The nine SEC wins were the most for Vanderbilt since the 2012-13 campaign. The Commodores earned the No. 6 seed in the 2024 SEC Women's Basketball Tournament, which was the program's highest seed at the SEC Tournament since 2011.

Vanderbilt's at-large bid into the 2024 NCAA



Tournament marked the second time in her three seasons that Ralph has led the Commodores to the postseason.

A total of three Commodores earned All-SEC honors in Year 3 under Ralph. Iyana Moore made her first appearance on the All-SEC second team, while Jordyn Cambridge was named to the All-SEC defensive team for a school-record third time. Khamil Pierre was named to the All-SEC freshman team, making her the third Commodore to earn a spot on the team under Ralph, joining Moore and Sacha Washington. Pierre also was named SEC Freshman of the Week a program record five times during the season.

Vanderbilt's hard-nosed and gritty approach helped the Commodores become one of the elite defensive teams in the SEC, as Vandy ranked third in steals per game at 10.2 steals. The Dores' 315 steals during the 2023-24 campaign are the third-most in a season in program history.

Vanderbilt was hit hard with a plethora of pre-season injuries to begin the 2022-23 campaign. Coach Ralph was able to rally the Commodores and record a second-straight double-digit win season, marking the first time in six years that Vandy has posted back-to-back double-digit win campaigns.

During the 2022-23 campaign, Ralph guided Vanderbilt to a winning record inside Memorial Gymnasium for the 38th time in the last 40 seasons. The Commodores won nine games at Memorial Gym, which included victories over Texas A&M, Arkansas, and Kentucky.

Ralph was key in the development of Cijia Harbison, who transferred into the program for her graduate season and become one of the most prolific scorers in the SEC. Harbison earned second team All-SEC honors after averaging 19.6 points per game and shot 40.6% from the field. The only player in the SEC to score 40 points in a game this season, Harbison had three outings with 30-plus points among the 23 times she has scored in double figures while recording the



highest scoring average of her collegiate career. Harbison has led the Commodores in scoring 16 times, assists on 20 occasions and steals in 15 games. Harbison tied a school record with 41 points and added five steals in a January win over Texas A&M

In her inaugural season, Ralph led Vanderbilt to its first postseason appearance since 2014. The Commodores reached the third round of the Women's National Invitation Tournament, their longest postseason run since 2013. Vanderbilt also recorded its first SEC Tournament victory in six years when it defeated Texas A&M 85-69 on March 2, 2022.



In all, Ralph accrued the third-most wins of any women's basketball coach in a debut season. That included a 63-59 victory against No. 15 Florida in Memorial Gymnasium on Feb. 24, 2022, the program's first win against a ranked opponent since 2020.

Ralph wasted no time helping individual student-athletes realize their full potential. Jordyn Cambridge, Iyana Moore and Sacha Washington earned All-SEC accolades during the 2021-22 campaign. Cambridge recorded the program's first postseason triple-double during the SEC Tournament, while she and Moore contributed to a program-record 17 3-pointers against Alabama State on Dec. 28, 2021.

A seven-time national champion as a student-athlete or coach, Ralph arrived at Vanderbilt after spending the previous 13 seasons as an assistant coach alongside Geno Auriemma at the University of Connecticut. While serving as a coach at her alma mater, Ralph helped guide the Huskies to 12 Final Four appearances and six national championships, including a record four consecutive titles from 2013-16.

Ralph was an instrumental figure in recruiting and player development with the Huskies. She mentored standouts like Paige Bueckers, who in 2020-21 became the first freshman to sweep the major national player-of-the-year awards:

RALPH'S CAREER RECORD

| SEASON | TEAM | OVERALL | CONF. | CONF. FINISH | POSTSEASON |
|---------|-----------------|---------|-------|--------------|---------------------|
| 1996-97 | UConn (Player) | 33-1 | 18-0 | 1st | Elite Eight |
| 1997-98 | UConn (Player) | 34-3 | 17-1 | 1st | Elite Eight |
| 1998-99 | UConn (Player) | 29-5 | 17-1 | T-1st | Sweet 16 |
| 1999-00 | UConn (Player) | 36-1 | 18-0 | T-1st | NCAA Champions |
| 2000-01 | UConn (Player) | 32-3 | 17-1 | 1st | Final Four |
| 2003-04 | Pittsburgh (AC) | 6-20 | 2-14 | 13th | -- |
| 2004-05 | Pittsburgh (AC) | 13-15 | 5-11 | 10th | -- |
| 2005-06 | Pittsburgh (AC) | 22-11 | 9-7 | T-6th | WNIT Final Four |
| 2006-07 | Pittsburgh (AC) | 24-9 | 10-6 | T-5th | NCAA 2nd Rd |
| 2007-08 | Pittsburgh (AC) | 24-11 | 10-6 | T-5th | Sweet 16 |
| 2008-09 | UConn (AC) | 39-0 | 16-0 | 1st | NCAA Champions |
| 2009-10 | UConn (AC) | 39-0 | 16-0 | 1st | NCAA Champions |
| 2010-11 | UConn (AC) | 36-2 | 16-0 | 1st | Final Four |
| 2011-12 | UConn (AC) | 33-5 | 13-3 | T-2nd | Final Four |
| 2012-13 | UConn (AC) | 35-4 | 14-2 | 2nd | NCAA Champions |
| 2013-14 | UConn (AC) | 40-0 | 18-0 | 1st | NCAA Champions |
| 2014-15 | UConn (AC) | 38-1 | 18-0 | 1st | NCAA Champions |
| 2015-16 | UConn (AC) | 38-0 | 18-0 | 1st | NCAA Champions |
| 2016-17 | UConn (AC) | 36-1 | 16-0 | 1st | Final Four |
| 2017-18 | UConn (AC) | 36-1 | 16-0 | 1st | Final Four |
| 2018-19 | UConn (AC) | 35-3 | 16-0 | 1st | Final Four |
| 2019-20 | UConn (AC) | 29-3 | 16-0 | 1st | Tournament Canceled |
| 2020-21 | UConn (AC) | 28-2 | 18-0 | 1st | Final Four |
| 2021-22 | Vanderbilt (HC) | 16-19 | 4-12 | T-12th | WNIT Sweet 16 |
| 2022-23 | Vanderbilt (HC) | 12-19 | 3-13 | 12th | -- |
| 2023-24 | Vanderbilt (HC) | 23-10 | 9-7 | 6th | NCAA 1st Rd |
| 2024-25 | Vanderbilt (HC) | 19-7 | 6-6 | -- | -- |

AT VANDERBILT: 70-55 (.560) - Four Seasons

TOTAL: 784-156 (.834) - 27 Seasons

7- NCAA National Titles ('00, '09, '10, '13, '14, '15, '16)

14 - NCAA Final Fours ('00, '01, '09, '10, '11, '12, '13, '14, '15, '16, '17, '18, '19)

16 - NCAA Elite Eights ('97, '98, '00, '01, '09, '10, '11, '12, '13, '14, '15, '16, '17, '18, '19)

18 - NCAA Sweet 16 Appearances | 16 - Conference Regular Season Championships

the Naismith Trophy, Associated Press Player of the Year, USBWA National Player of the Year, Lieberman Award and Wooden Award.

In all, Ralph worked with 21 WNBA draft picks at UConn, including nine top-five picks and three No. 1 overall selections: Tina Charles, Maya Moore and Breanna Stewart.

Prior to returning to UConn as an assistant, Ralph spent five seasons at the University of Pittsburgh from 2003-08. She was instrumental in a period of unprecedented success, helping the Panthers improve from single-digit victories to at least 22 victories in each of her final three seasons. Pitt also reached the Sweet 16 for the first time in program history in 2008.

As one of the most celebrated student-athletes in women's basketball history, Ralph ranks eighth in UConn's storied record book with 1,678 points. She also ranks among the program's all-time top 10 in career assists (456), steals (252) and field goal percentage (57.9). Ralph graduated from Connecticut in 2001 with a degree in exercise physiology.

In leading UConn to a national championship in 2000, Ralph was named an All-American and Big East Player of the Year. She was selected at the most valuable player in the 2000 NCAA Women's Final Four. She also won the Honda Award, presented to the premier female student-athlete in 12 collegiate sports, and the "Sports Illustrated for Women" Player of the Year.

Ralph was selected by the Utah Starzz in the 2001 WNBA Draft, but was unable to pursue a professional career due to a knee injury.

Ralph and her husband, Tom Garrick, have one daughter, Maysen. Currently a member of the Vanderbilt coaching staff, Garrick served as head coach of the UMass-Lowell women's basketball program from 2018-21 and previously served as a Vanderbilt assistant from 2009-15.



1 MIKAYLA BLAKES

@mikaylablakes
@mikaylablakes
@mikaylablakes

G // 5-8 // Fr. // Somerset, N.J. (Rutgers Prep HS)

SEASON HIGHS

Points // 55, at Auburn (02/18/25)
 FG Made // 16, at Florida (01/30/25)
 FG Attempts // 28, at Auburn (02/18/25)
 3-Pt Made // 5 (4x), Last: at Florida (01/30/25)
 3-Pt Attempt // 14, at Miami (12/04/24)
 FT Made // 23, at Auburn (02/18/25)
 FT Attempt // 24, at Auburn (02/18/25)
 Rebounds // 9, Mississippi State (02/13/25)
 Assists // 8, Hampton (11/20/24)
 Steals // 7, vs. Appalachian State (12/1/24)
 Blocks // 2, at LSU (01/13/25)
 Minutes // 45, at Auburn (02/18/25)

CAREER HIGHS

Points // 55, at Auburn (02/18/25)
 FG Made // 16, at Florida (01/30/25)
 FG Attempts // 28, at Auburn (02/18/25)
 3-Pt Made // 5 (4x), Last: at Florida (01/30/25)
 3-Pt Attempt // 14, at Miami (12/04/24)
 FT Made // 23, at Auburn (02/18/25)
 FT Attempt // 24, at Auburn (02/18/25)
 Rebounds // 9, Mississippi State (02/13/25)
 Assists // 8, Hampton (11/20/24)
 Steals // 7, vs. Appalachian State (12/1/24)
 Blocks // 2, at LSU (01/13/25)
 Minutes // 45, at Auburn (02/18/25)

- Set the NCAA Freshman & SEC Single-Game Scoring Records w/ 55 pts at Auburn (Jan. 30)
- Four-time USBWA Tamika Catchings National Freshman of the Week (Jan. 21, Jan. 28, Feb. 4, Feb. 18)
- Seven-Time SEC Freshman of the Week and has won four-straight weeks (Nov. 19, Nov. 26, Dec. 10, Jan. 28, Feb. 4, Feb. 11)
- Two-time AP Player of the Week (Feb. 4, Feb. 18)
- NCAA.com Player of the Week (Jan. 21)
- Became the first player since Candace Parker ('06) to win SEC Player & Freshman of the Week on the same week (Feb. 11)
- Leads all NCAA Division I freshmen in scoring (23.0 ppg)
- First NCAA Division I freshman to score over 500 pts this season (599)

| SUPERLATIVES | 24-25 CAREER | SUPERLATIVES | 24-25 CAREER |
|-----------------|--------------|------------------|--------------|
| 10+ POINTS | 25 | 3+ ASSISTS | 14 |
| 15+ POINTS | 21 | 3+ STEALS | 13 |
| 20+ POINTS | 16 | 2+ BLOCKS | 1 |
| 30+ POINTS | 4 | DOUBLE-DOUBLES | -- |
| 40+ POINTS | 2 | LED VANDY IN PTS | 11 |
| 50+ POINTS | 2 | LED VANDY IN REB | 1 |
| MADE 3+ 3-PT FG | 6 | LED VANDY IN AST | 8 |
| 10+ REBS | -- | LED VANDY IN STL | 5 |
| | | LED VANDY IN BLK | 5 |

GAME-BY-GAME

| DATE | OPPONENT | GS | MIN | FGM/A | FG% | 3FG/A | 3P% | FTM/A | FG% | OFF | DEF | TOT | AVG | PF | AST | T/O | BLK | STL | PTS | AVG | |
|--------------|------------------|----|-----------|---------------|----------------|-------------|---------------|-------------|----------------|-------------|-----------|-----------|-----------|------------|-----------|-----------|-----------|----------|-----------|------------|-------------|
| 11.4.24 | LIPSCOMB | * | 25:31 | 9-18 | .500 | 2-7 | .286 | 3-3 | 1.000 | 2 | 3 | 5 | 5.0 | 2 | 5 | 0 | 0 | 2 | 23 | 23.0 | |
| 11.8.24 | AUSTIN PEAY | * | 15:31 | 5-8 | .625 | 2-4 | .500 | 4-5 | .800 | 2 | 1 | 3 | 4.0 | 1 | 1 | 2 | 1 | 3 | 16 | 19.5 | |
| 11.14.24 | AT SOUTH FLORIDA | * | 31:24 | 6-14 | .429 | 2-8 | .250 | 2-4 | .500 | 0 | 2 | 2 | 3.3 | 1 | 1 | 5 | 0 | 2 | 16 | 18.3 | |
| 11.17.24 | BUTLER | * | 35:34 | 9-18 | .500 | 4-9 | .444 | 7-8 | .875 | 1 | 1 | 2 | 3.0 | 3 | 2 | 3 | 0 | 3 | 29 | 21.0 | |
| 11.20.24 | HAMPTON | * | 29:14 | 9-14 | .643 | 1-5 | .200 | 3-5 | .600 | 1 | 2 | 3 | 3.0 | 2 | 8 | 3 | 0 | 3 | 22 | 21.2 | |
| 11.22.24 | SAMFORD | * | 23:12 | 5-12 | .417 | 2-5 | .400 | 2-2 | 1.000 | 1 | 2 | 3 | 3.0 | 2 | 5 | 3 | 1 | 2 | 14 | 20.0 | |
| 11.26.24 | VS. ARIZONA | * | 34:31 | 6-14 | .429 | 5-8 | .625 | 6-6 | 1.000 | 0 | 2 | 2 | 2.9 | 4 | 4 | 1 | 0 | 4 | 23 | 20.4 | |
| 11.27.24 | VS. MICHIGAN ST. | * | 26:36 | 3-10 | .300 | 1-4 | .250 | 6-6 | 1.000 | 1 | 0 | 1 | 2.6 | 3 | 3 | 3 | 0 | 2 | 13 | 19.5 | |
| 12.1.24 | APPALACHIAN ST. | * | 28:35 | 7-15 | .467 | 2-8 | .250 | 4-4 | 1.000 | 2 | 1 | 3 | 2.7 | 2 | 6 | 2 | 0 | 7 | 20 | 19.6 | |
| 12.4.24 | AT MIAMI | * | 37:14 | 10-22 | .455 | 5-14 | .357 | 1-2 | .500 | 0 | 1 | 1 | 2.5 | 2 | 3 | 3 | 0 | 0 | 26 | 20.2 | |
| 12.14.24 | EVANSVILLE | * | 26:07 | 7-19 | .368 | 1-7 | .143 | 7-7 | 1.000 | 3 | 1 | 4 | 2.6 | 2 | 3 | 1 | 0 | 1 | 22 | 20.4 | |
| 12.19.24 | AT DAYTON | * | 26:50 | 6-17 | .353 | 2-8 | .250 | 2-2 | 1.000 | 1 | 0 | 1 | 2.5 | 4 | 1 | 3 | 0 | 5 | 16 | 20.0 | |
| 12.21.24 | WEST GEORGIA | * | 27:09 | 12-20 | .600 | 0-6 | .000 | 0-0 | .000 | 2 | 2 | 4 | 2.6 | 1 | 6 | 2 | 0 | 3 | 24 | 20.3 | |
| 12.29.24 | ALABAMA A&M | * | 17:01 | 2-9 | .222 | 0-5 | .000 | 1-3 | .333 | 1 | 2 | 3 | 2.6 | 0 | 1 | 1 | 1 | 3 | 5 | 19.2 | |
| 1.2.25 | GEORGIA | * | 32:42 | 9-20 | .450 | 5-9 | .556 | 13-14 | .929 | 2 | 1 | 3 | 2.7 | 3 | 5 | 0 | 1 | 1 | 36 | 20.3 | |
| 1.5.25 | KENTUCKY | * | 35:34 | 9-22 | .409 | 3-11 | .273 | 3-4 | .750 | 4 | 1 | 5 | 2.8 | 4 | 0 | 4 | 1 | 3 | 24 | 20.6 | |
| 1.9.25 | AT OLE MISS | * | 36:11 | 8-16 | .500 | 2-7 | .286 | 1-2 | .500 | 1 | 4 | 5 | 2.9 | 3 | 2 | 5 | 0 | 1 | 19 | 20.5 | |
| 1.13.25 | AT LSU | * | 37:28 | 4-13 | .308 | 0-4 | .000 | 4-4 | 1.000 | 2 | 4 | 6 | 3.1 | 1 | 4 | 9 | 2 | 2 | 12 | 20.0 | |
| 1.19.25 | TENNESSEE | * | 28:18 | 7-17 | .412 | 2-6 | .333 | 7-8 | .875 | 2 | 0 | 2 | 3.1 | 4 | 2 | 3 | 0 | 0 | 23 | 20.2 | |
| 1.23.25 | ARKANSAS | * | 26:49 | 8-13 | .615 | 4-6 | .667 | 4-4 | 1.000 | 2 | 0 | 2 | 3.0 | 1 | 3 | 1 | 0 | 1 | 24 | 20.4 | |
| 1.26.25 | AT ALABAMA | * | 37:06 | 10-21 | .476 | 3-8 | .375 | 10-12 | .833 | 1 | 4 | 5 | 3.1 | 2 | 1 | 3 | 0 | 3 | 33 | 21.0 | |
| 1.30.25 | AT FLORIDA | * | 39:26 | 16-24 | .667 | 5-9 | .556 | 16-18 | .889 | 1 | 2 | 3 | 3.1 | 2 | 2 | 2 | 0 | 3 | 53 | 22.4 | |
| 2.2.25 | OLE MISS | * | 29:45 | 5-9 | .556 | 0-2 | .000 | 6-7 | .857 | 0 | 2 | 2 | 3.0 | 3 | 1 | 6 | 1 | 1 | 16 | 22.1 | |
| 2.6.25 | AT TEXAS | * | 33:38 | 8-14 | .571 | 0-2 | .000 | 6-6 | 1.000 | 2 | 2 | 4 | 3.1 | 4 | 2 | 3 | 0 | 3 | 22 | 22.1 | |
| 2.13.25 | MISSISSIPPI ST. | * | 43:59 | 4-19 | .211 | 1-6 | .167 | 4-4 | 1.000 | 2 | 7 | 9 | 3.3 | 5 | 4 | 4 | 0 | 5 | 13 | 21.8 | |
| 2.16.25 | AT AUBURN | * | 45:00 | 15-28 | .536 | 2-7 | .286 | 23-24 | .958 | 2 | 3 | 5 | 3.4 | 4 | 5 | 6 | 0 | 3 | 55 | 23.0 | |
| 2.20.25 | AT OKLAHOMA | | | | | | | | | | | | | | | | | | | | |
| 2.23.25 | SOUTH CAROLINA | | | | | | | | | | | | | | | | | | | | |
| 2.27.25 | TEXAS A&M | | | | | | | | | | | | | | | | | | | | |
| 3.2.25 | AT MISSOURI | | | | | | | | | | | | | | | | | | | | |
| TOTAL | | | 26 | 810:24 | 199-426 | .467 | 56-175 | .320 | 145-164 | .884 | 38 | 50 | 88 | 3.4 | 65 | 80 | 78 | 8 | 66 | 599 | 23.0 |

CAREER STATS

| YEAR | GP | GS | MIN | AVG | FG | FGA | PCT | 3FG | 3FGA | 3PCT | FT | FTA | PCT | OFF | DEF | TOT | AVG | PF | FO | AST | TO | BLK | STL | PTS | AVG |
|---------------|-----------|-----------|------------|-------------|------------|------------|-------------|-----------|------------|-------------|------------|------------|-------------|-----------|-----------|-----------|------------|-----------|----------|-----------|-----------|----------|-----------|------------|-------------|
| 2024-25 | 26 | 26 | 810 | 31.2 | 199 | 426 | .467 | 56 | 175 | .320 | 145 | 164 | .884 | 38 | 50 | 88 | 3.4 | 65 | 1 | 80 | 78 | 8 | 66 | 599 | 23.0 |
| CAREER | 26 | 26 | 810 | 31.2 | 199 | 426 | .467 | 56 | 175 | .320 | 145 | 164 | .884 | 38 | 50 | 88 | 3.4 | 65 | 1 | 80 | 78 | 8 | 66 | 599 | 23.0 |



2 JADA BROWN

@_jadabrown
@brownjadaa
@jadabrown_

G // 5-8 // Jr. // Bentonville, Ark. (Bentonville HS)

SEASON HIGHS

Points // 6, West Georgia (12/21/24)
 FG Made // 2, West Georgia (12/21/24)
 FG Attempts // 3, West Georgia (12/21/24)
 3-Pt Made // 1 (2x), Last: West Georgia (12/21/24)
 3-Pt Attempt // 2, West Georgia (12/21/24)
 FT Made // 2, Lipscomb (11/4/24)
 FT Attempt // 2 (2x), Last: West Georgia (12/21/24)
 Rebounds // 2 (4x), Last: West Georgia (12/21/24)
 Assists // 2, Alabama A&M (12/29/24)
 Steals // 2 (2x), Last: West Georgia (12/21/24)
 Blocks // --
 Minutes // 13, Lipscomb (11/4/24)

CAREER HIGHS

Points // 12, vs. NC State (11/24/22)
 FG Made // 4, vs. NC State (11/24/22)
 FG Attempts // 12, Samford (11/10/22)
 3-Pt Made // 4, vs. NC State (11/24/22)
 3-Pt Attempt // 8, at LSU (01/01/23)
 FT Made // 2 (7x), Last: Lipscomb (11/4/24)
 FT Attempt // 2 (12x), Last: West Georgia (12/21/24)
 Rebounds // 4 (4x), Last Radford (12/31/23)
 Assists // 5, Tarleton State (11/15/22)
 Steals // 2 (5x), Last: West Georgia (12/21/24)
 Blocks // 1 (2x), Last: Florida (01/22/23)
 Minutes // 42, Lipscomb (12/18/22)

- Appered in 11 games off the bench in '24-25
- Shooting 54.5% from the field (6-of-11)
- Scored a season-high 6 pts in 10 min. vs. West Georgia
- Played in 59 career games with 22 starts at Vanderbilt
- Scored career-best 12 pts vs. NC State (11.24.22)
- SEC Winter Academic Honor Roll ('24)
- Majoring in Human & Organizational Development

| SUPERLATIVES | 24-25 CAREER | SUPERLATIVES | 24-25 CAREER |
|-----------------|--------------|------------------|--------------|
| 10+ POINTS | -- 2 | 3+ STEALS | -- -- |
| 15+ POINTS | -- -- | 2+ BLOCKS | -- -- |
| 20+ POINTS | -- -- | DOUBLE-DOUBLES | -- -- |
| 30+ POINTS | -- -- | LED VANDY IN PTS | -- -- |
| MADE 3+ 3-PT FG | -- 3 | LED VANDY IN REB | -- -- |
| 10+ REBS | -- -- | LED VANDY IN AST | -- 1 |
| 3+ ASSISTS | -- 1 | LED VANDY IN STL | -- -- |
| | | LED VANDY IN BLK | -- -- |

GAME-BY-GAME

| DATE | OPPONENT | GS | MIN | FGM/A | FG% | 3FG/A | 3P% | FTM/A | FG% | OFF | DEF | TOT | AVG | PF | AST | T/O | BLK | STL | PTS | AVG |
|--------------|-------------------|----------|--------------|-------------|-------------|------------|-------------|------------|-------------|----------|----------|-----------|------------|----------|----------|----------|----------|----------|-----------|------------|
| 11.4.24 | LIPSCOMB | | 12:44 | 1-2 | .500 | 0-0 | .000 | 2-2 | 1.000 | 1 | 0 | 1 | 1.0 | 3 | 0 | 0 | 0 | 0 | 4 | 4.0 |
| 11.8.24 | AUSTIN PEAY | | 08:06 | 0-1 | .000 | 0-1 | .000 | 0-0 | .000 | 1 | 1 | 2 | 1.5 | 2 | 1 | 0 | 0 | 2 | 0 | 2.0 |
| 11.14.24 | AT SOUTH FLORIDA | | 01:49 | 0-0 | .000 | 0-0 | .000 | 0-0 | .000 | 0 | 0 | 0 | 1.0 | 0 | 0 | 0 | 0 | 0 | 0 | 1.3 |
| 11.17.24 | BUTLER | | 03:55 | 0-1 | .000 | 0-0 | .000 | 0-0 | .000 | 1 | 0 | 1 | 1.0 | 0 | 1 | 0 | 0 | 0 | 0 | 1.0 |
| 11.20.24 | HAMPTON | | 03:57 | 0-0 | .000 | 0-0 | .000 | 0-0 | .000 | 1 | 1 | 2 | 1.2 | 0 | 0 | 1 | 0 | 0 | 0 | 0.8 |
| 11.22.24 | SAMFORD | | 02:55 | 0-0 | .000 | 0-0 | .000 | 0-0 | .000 | 0 | 0 | 0 | 1.0 | 1 | 0 | 0 | 0 | 0 | 0 | 0.7 |
| 11.26.24 | VS. ARIZONA | | | | | | | | | | | | | | | | | | | |
| 11.27.24 | VS. MICHIGAN ST. | | | | | | | | | | | | | | | | | | | |
| 12.1.24 | APPALACHIAN ST. | | 05:46 | 1-1 | 1.000 | 1-1 | 1.000 | 0-0 | .000 | 0 | 2 | 2 | 1.1 | 0 | 1 | 0 | 0 | 1 | 3 | 1.0 |
| 12.4.24 | AT MIAMI | | | | | | | | | | | | | | | | | | | |
| 12.14.24 | EVANSVILLE | | 06:19 | 1-1 | 1.000 | 0-0 | .000 | 0-0 | .000 | 0 | 0 | 0 | 1.0 | 0 | 0 | 1 | 0 | 1 | 2 | 1.1 |
| 12.19.24 | AT DAYTON | | | | | | | | | | | | | | | | | | | |
| 12.21.24 | WEST GEORGIA | | 10:00 | 2-3 | .667 | 1-2 | .500 | 1-2 | .500 | 0 | 2 | 2 | 1.1 | 1 | 0 | 0 | 0 | 2 | 6 | 1.7 |
| 12.29.24 | ALABAMA A&M | | 04:01 | 0-0 | .000 | 0-0 | .000 | 0-0 | .000 | 0 | 1 | 1 | 1.1 | 0 | 2 | 2 | 0 | 0 | 0 | 1.5 |
| 1.2.25 | GEORGIA | | | | | | | | | | | | | | | | | | | |
| 1.5.25 | KENTUCKY | | | | | | | | | | | | | | | | | | | |
| 1.9.25 | AT OLE MISS | | | | | | | | | | | | | | | | | | | |
| 1.13.25 | AT LSU | | | | | | | | | | | | | | | | | | | |
| 1.19.25 | TENNESSEE | | | | | | | | | | | | | | | | | | | |
| 1.23.25 | ARKANSAS | | 04:48 | 1-2 | .500 | 0-1 | .000 | 0-0 | .000 | 0 | 1 | 1 | 1.1 | 0 | 0 | 2 | 0 | 0 | 2 | 1.5 |
| 1.26.25 | AT ALABAMA | | | | | | | | | | | | | | | | | | | |
| 1.30.25 | AT FLORIDA | | | | | | | | | | | | | | | | | | | |
| 2.2.25 | OLE MISS | | | | | | | | | | | | | | | | | | | |
| 2.6.25 | AT TEXAS | | | | | | | | | | | | | | | | | | | |
| 2.13.25 | MISSISSIPPI STATE | | | | | | | | | | | | | | | | | | | |
| 2.16.25 | AT AUBURN | | | | | | | | | | | | | | | | | | | |
| 2.20.25 | AT OKLAHOMA | | | | | | | | | | | | | | | | | | | |
| 2.23.25 | SOUTH CAROLINA | | | | | | | | | | | | | | | | | | | |
| 2.27.25 | TEXAS A&M | | | | | | | | | | | | | | | | | | | |
| 3.2.25 | AT MISSOURI | | | | | | | | | | | | | | | | | | | |
| TOTAL | | 0 | 64:20 | 6-11 | .545 | 2-5 | .400 | 3-4 | .750 | 4 | 8 | 12 | 1.1 | 7 | 5 | 6 | 0 | 6 | 17 | 1.5 |

CAREER STATS

| YEAR | GP | GS | MIN | AVG | FG | FGA | PCT | 3FG | 3FGA | 3PCT | FT | FTA | PCT | OFF | DEF | TOT | AVG | PF | FO | AST | TO | BLK | STL | PTS | AVG |
|---------------|-----------|-----------|------------|-------------|-----------|------------|-------------|-----------|------------|-------------|-----------|-----------|-------------|-----------|-----------|-----------|------------|-----------|----------|-----------|-----------|----------|-----------|------------|------------|
| 2022-23 | 30 | 22 | 637 | 21.3 | 44 | 150 | .293 | 32 | 105 | .305 | 12 | 14 | .857 | 13 | 19 | 32 | 1.1 | 35 | 0 | 24 | 44 | 1 | 14 | 132 | 4.4 |
| 2023-24 | 18 | 0 | 123 | 6.8 | 3 | 19 | .158 | 2 | 15 | .133 | 4 | 6 | .667 | 2 | 9 | 11 | 0.6 | 12 | 0 | 7 | 6 | 0 | 2 | 12 | 0.7 |
| 2024-25 | 11 | 0 | 64 | 5.8 | 6 | 11 | .545 | 2 | 5 | .400 | 3 | 4 | .750 | 4 | 8 | 12 | 1.1 | 7 | 0 | 5 | 6 | 0 | 6 | 17 | 1.5 |
| CAREER | 60 | 22 | 829 | 13.8 | 53 | 181 | .293 | 36 | 126 | .286 | 19 | 24 | .792 | 19 | 36 | 55 | 0.9 | 54 | 0 | 36 | 56 | 1 | 22 | 161 | 2.7 |



4 MADISON GREENE

@mad1son_O4
@Mad1son_O4

G // 5-6 // So. // Columbus, Ohio (Pickerington Central HS)

SEASON HIGHS

Points // 25, at Dayton (12/19/24)
 FG Made // 7 (2x), Last: at Dayton (12/19/24)
 FG Attempts // 14, at Dayton (12/19/24)
 3-Pt Made // 5, at South Florida (11/14/24)
 3-Pt Attempt // 8, at South Florida (11/14/24)
 FT Made // 8, at Dayton (12/19/24)
 FT Attempt // 10, at Dayton (12/19/24)
 Rebounds // 6, Alabama A&M (12/29/24)
 Assists // 6, Samford (11/22/24)
 Steals // 6, Lipscomb (11/4/24)
 Blocks // 1, Austin Peay (11/8/24)
 Minutes // 41, Mississippi State (02/13/25)

CAREER HIGHS

Points // 25, at Dayton (12/19/24)
 FG Made // 7 (2x), Last: at Dayton (12/19/24)
 FG Attempts // 14, at Dayton (12/19/24)
 3-Pt Made // 5, at South Florida (11/14/24)
 3-Pt Attempt // 8, at South Florida (11/14/24)
 FT Made // 8, at Dayton (12/19/24)
 FT Attempt // 10, at Dayton (12/19/24)
 Rebounds // 6, Alabama A&M (12/29/24)
 Assists // 6, Samford (11/22/24)
 Steals // 6, Lipscomb (11/4/24)
 Blocks // 1, Austin Peay (11/8/24)
 Minutes // 41, Mississippi State (02/13/25)

- Leads the team in points off the bench at 8.2 ppg
- Scored a career-high 25 pts in a reserve role at Dayton (Dec. 19)
- Made her first career start at South Fla. (Nov. 14) and scored 15 pts with a career-best five 3-pt FG made
- Tallied double-digit pts off the bench in eight games
- First Dore since 2018 to score 25 pts off the bench (at Dayton - 12.19)
- Led the Dores in points off the bench in 14 games this season

| SUPERLATIVES | | 24-25 CAREER | | SUPERLATIVES | | 24-25 CAREER | |
|-----------------|----|--------------|------------------|--------------|----|--------------|--|
| 10+ POINTS | 10 | 13 | 3+ STEALS | 4 | 5 | | |
| 15+ POINTS | 4 | 5 | 2+ BLOCKS | -- | -- | | |
| 20+ POINTS | 1 | 1 | DOUBLE-DOUBLES | -- | -- | | |
| 30+ POINTS | -- | -- | LED VANDY IN PTS | 1 | 1 | | |
| MADE 3+ 3-PT FG | 3 | 4 | LED VANDY IN REB | -- | -- | | |
| 10+ REBS | -- | -- | LED VANDY IN AST | 1 | 2 | | |
| 3+ ASSISTS | 5 | 6 | LED VANDY IN STL | 3 | 4 | | |
| | | | LED VANDY IN BLK | -- | -- | | |

GAME-BY-GAME

| DATE | OPPONENT | GS | MIN | FGM/A | FG% | 3FG/A | 3P% | FTM/A | FG% | OFF | DEF | TOT | AVG | PF | AST | T/O | BLK | STL | PTS | AVG |
|--------------|--------------------|----------|---------------|---------------|-------------|--------------|-------------|--------------|-------------|-----------|-----------|-----------|------------|-----------|-----------|-----------|----------|-----------|------------|------------|
| 11.4.24 | LIPSCOMB | | 28:25 | 6-10 | .600 | 0-1 | .000 | 2-2 | 1.000 | 0 | 5 | 5 | 5.0 | 2 | 4 | 4 | 0 | 6 | 14 | 14.0 |
| 11.8.24 | AUSTIN PEAY | | 30:15 | 3-10 | .300 | 1-1 | 1.000 | 6-6 | 1.000 | 1 | 3 | 4 | 4.5 | 2 | 3 | 2 | 1 | 2 | 13 | 13.5 |
| 11.14.24 | AT SOUTH FLORIDA * | | 37:10 | 5-9 | .556 | 5-8 | .625 | 0-0 | .000 | 2 | 2 | 4 | 4.3 | 1 | 1 | 3 | 0 | 1 | 15 | 14.0 |
| 11.17.24 | BUTLER | * | 20:20 | 0-2 | .000 | 0-2 | .000 | 0-0 | .000 | 0 | 2 | 2 | 3.8 | 3 | 1 | 5 | 0 | 3 | 0 | 10.5 |
| 11.20.24 | HAMPTON | | 22:50 | 4-6 | .667 | 1-2 | .500 | 2-2 | 1.000 | 0 | 2 | 2 | 3.4 | 3 | 1 | 1 | 0 | 1 | 11 | 10.6 |
| 11.22.24 | SAMFORD | | 27:01 | 7-9 | .778 | 0-0 | .000 | 2-2 | 1.000 | 1 | 3 | 4 | 3.5 | 3 | 6 | 2 | 0 | 1 | 16 | 11.5 |
| 11.26.24 | VS. ARIZONA | * | 18:04 | 1-4 | .250 | 0-2 | .000 | 1-2 | .500 | 2 | 1 | 3 | 3.4 | 2 | 0 | 4 | 0 | 0 | 3 | 10.3 |
| 11.27.24 | VS. MICHIGAN ST. | * | 28:38 | 2-8 | .250 | 0-2 | .000 | 0-0 | .000 | 0 | 1 | 1 | 3.1 | 3 | 1 | 2 | 0 | 2 | 4 | 9.5 |
| 12.1.24 | APPALACHIAN ST. | | 16:07 | 2-8 | .250 | 1-5 | .200 | 1-1 | 1.000 | 0 | 2 | 2 | 3.0 | 2 | 1 | 2 | 0 | 0 | 6 | 9.1 |
| 12.4.24 | AT MIAMI | | 19:50 | 3-4 | .750 | 1-1 | 1.000 | 0-0 | .000 | 0 | 0 | 0 | 2.7 | 1 | 3 | 1 | 0 | 0 | 7 | 8.9 |
| 12.14.24 | EVANSVILLE | | 21:51 | 1-5 | .200 | 0-2 | .000 | 2-2 | 1.000 | 1 | 2 | 3 | 2.7 | 1 | 1 | 0 | 0 | 3 | 4 | 8.5 |
| 12.19.24 | AT DAYTON | | 31:31 | 7-14 | .500 | 3-7 | .429 | 8-10 | .800 | 3 | 2 | 5 | 2.9 | 2 | 1 | 0 | 0 | 3 | 25 | 9.8 |
| 12.21.24 | WEST GEORGIA | | 11:26 | 0-6 | .000 | 0-1 | .000 | 2-2 | 1.000 | 2 | 1 | 3 | 2.9 | 0 | 1 | 0 | 0 | 1 | 2 | 9.2 |
| 12.29.24 | ALABAMA A&M | | 24:12 | 5-7 | .714 | 1-3 | .333 | 1-2 | .500 | 1 | 5 | 6 | 3.1 | 0 | 2 | 3 | 0 | 1 | 12 | 9.4 |
| 1.2.25 | GEORGIA | | 19:24 | 2-6 | .333 | 1-2 | .500 | 5-5 | 1.000 | 0 | 1 | 1 | 3.0 | 0 | 1 | 2 | 0 | 0 | 10 | 9.5 |
| 1.5.25 | KENTUCKY | | 18:51 | 1-4 | .250 | 0-1 | .000 | 1-1 | 1.000 | 0 | 1 | 1 | 2.9 | 2 | 1 | 0 | 0 | 0 | 3 | 9.1 |
| 1.9.25 | AT OLE MISS | | 20:22 | 2-5 | .400 | 0-2 | .000 | 5-6 | .833 | 1 | 2 | 3 | 2.9 | 1 | 4 | 5 | 0 | 2 | 9 | 9.1 |
| 1.13.25 | AT LSU | | 18:32 | 1-4 | .250 | 0-2 | .000 | 0-0 | .000 | 0 | 2 | 2 | 2.8 | 4 | 1 | 1 | 0 | 0 | 2 | 8.7 |
| 1.19.25 | TENNESSEE | | 22:04 | 2-6 | .333 | 0-1 | .000 | 0-0 | .000 | 0 | 2 | 2 | 2.8 | 3 | 1 | 1 | 0 | 1 | 4 | 8.4 |
| 1.23.25 | ARKANSAS | | 19:15 | 4-6 | .667 | 2-2 | 1.000 | 0-0 | .000 | 0 | 1 | 1 | 2.7 | 4 | 2 | 0 | 0 | 1 | 10 | 8.5 |
| 1.26.25 | AT ALABAMA | | 06:23 | 0-1 | .000 | 0-1 | .000 | 0-0 | .000 | 0 | 0 | 0 | 2.6 | 2 | 0 | 2 | 0 | 0 | 0 | 8.1 |
| 1.30.25 | AT FLORIDA | | 19:16 | 2-3 | .667 | 1-1 | 1.000 | 0-0 | .000 | 0 | 2 | 2 | 2.5 | 3 | 0 | 1 | 0 | 1 | 5 | 8.0 |
| 2.2.25 | OLE MISS | | 11:09 | 2-4 | .500 | 1-2 | .500 | 0-0 | .000 | 1 | 1 | 2 | 2.5 | 0 | 0 | 2 | 0 | 0 | 5 | 7.8 |
| 2.6.25 | AT TEXAS | | 12:25 | 0-2 | .000 | 0-1 | .000 | 0-0 | .000 | 0 | 0 | 0 | 2.4 | 0 | 0 | 0 | 0 | 1 | 0 | 7.5 |
| 2.13.25 | MISSISSIPPI STATE | | 41:08 | 6-11 | .545 | 4-7 | .571 | 1-2 | .500 | 1 | 1 | 2 | 2.4 | 2 | 0 | 1 | 0 | 0 | 17 | 7.9 |
| 2.16.25 | AT AUBURN | | 25:34 | 2-5 | .400 | 1-3 | .333 | 1-2 | .500 | 1 | 2 | 3 | 2.4 | 2 | 1 | 2 | 0 | 2 | 6 | 7.8 |
| 2.20.25 | AT OKLAHOMA | | | | | | | | | | | | | | | | | | | |
| 2.23.25 | SOUTH CAROLINA | | | | | | | | | | | | | | | | | | | |
| 2.27.25 | TEXAS A&M | | | | | | | | | | | | | | | | | | | |
| 3.2.25 | AT MISSOURI | | | | | | | | | | | | | | | | | | | |
| TOTAL | | 4 | 572:03 | 70-159 | .440 | 23-62 | .371 | 40-47 | .851 | 17 | 46 | 63 | 2.4 | 48 | 37 | 46 | 1 | 32 | 203 | 7.8 |

CAREER STATS

| YEAR | GP | GS | MIN | AVG | FG | FGA | PCT | 3FG | 3FGA | 3PCT | FT | FTA | PCT | OFF | DEF | TOT | AVG | PF | FO | AST | TO | BLK | STL | PTS | AVG |
|---------------|-----------|----------|------------|-------------|------------|------------|-------------|-----------|-----------|-------------|-----------|-----------|-------------|-----------|-----------|-----------|------------|-----------|----------|-----------|-----------|----------|-----------|------------|------------|
| 2023-24 | 11 | 0 | 217 | 19.7 | 31 | 73 | .425 | 10 | 28 | .357 | 4 | 6 | .667 | 5 | 11 | 16 | 1.5 | 22 | 0 | 13 | 14 | 0 | 15 | 76 | 6.9 |
| 2024-25 | 26 | 4 | 572 | 22.0 | 70 | 159 | .440 | 23 | 62 | .371 | 40 | 47 | .851 | 17 | 46 | 63 | 2.4 | 48 | 0 | 37 | 46 | 1 | 32 | 203 | 7.8 |
| CAREER | 37 | 4 | 789 | 21.3 | 101 | 232 | .435 | 33 | 90 | .367 | 44 | 53 | .830 | 22 | 57 | 79 | 2.1 | 70 | 0 | 50 | 60 | 1 | 47 | 279 | 7.5 |



5 LEILANI KAPINUS

@leilani_kapinus
 @leilani_kapinus
 @leilani_kapinus

G // 5-10 // Gr. // Madison, Wis. (Penn State)**SEASON HIGHS**

Points // 11, Samford (11/22/24)
 FG Made // 5, Evansville (12/14/24)
 FG Attempts // 9 (3x), Last: at Alabama (01/26/25)
 3-Pt Made // 2, Appalachian State (12/1/24)
 3-Pt Attempt // 4, Samford (11/22/24)
 FT Made // 5, vs. Arizona (11/26/24)
 FT Attempt // 6, vs. Arizona (11/26/24)
 Rebounds // 11, Evansville (12/14/24)
 Assists // 6, Samford (11/22/24)
 Steals // 6, Arkansas (01/23/25)
 Blocks // 2 (2x), vs. Arizona (11/26/24)
 Minutes // 26, Samford (11/22/24)

CAREER HIGHS

Points // 25, vs. Saint Francis (Pa.) (12/17/23)
 FG Made // 10, Navy (11/10/23)
 FG Attempts // 18, at Rutgers (02/13/22)
 3-Pt Made // 3 (2x), Last: vs. Iowa (03/08/24)
 3-Pt Attempt // 6, vs. Iowa (03/08/24)
 FT Made // 9, vs. Rutgers (03/02/22)
 FT Attempt // 12, at Iowa (01/14/23)
 Rebounds // 15, George Mason (03/21/24)
 Assists // 6 (2x), Last: Samford (11/22/24)
 Steals // 9, Fairfield (11/11/22)
 Blocks // 5, vs. Mississippi State (03/28/24)
 Minutes // 41, at Rutgers (01/26/23)

- Scored 1,130 career collegiate points over 119 games
- Collected two double-doubles this season
11 pts, 10 reb vs. Samford (Nov. 22) & 10 pts, 11 reb vs. Evansville (Dec. 14)
- Comes to Vanderbilt after a being a three-year starter at Penn State
- Scored 1,029 points, pulled down 610 rebounds, and dished out 210 assists in three seasons with the Nittany Lions
- Ranks ninth in Penn State history in steals per game (2.4) and blocks per game (1.1)

| | SUPERLATIVES | 24-25 CAREER | SUPERLATIVES | 24-25 CAREER |
|-----------------|--------------|--------------|------------------|--------------|
| 10+ POINTS | 3 | 62 | 3+ STEALS | 7 44 |
| 15+ POINTS | -- | 24 | 2+ BLOCKS | 2 29 |
| 20+ POINTS | -- | 6 | DOUBLE-DOUBLES | 2 14 |
| 30+ POINTS | -- | -- | LED VANDY IN PTS | -- -- |
| MADE 3+ 3-PT FG | -- | 2 | LED VANDY IN REB | 1 1 |
| 10+ REBS | 2 | 16 | LED VANDY IN AST | 2 2 |
| 3+ ASSISTS | 4 | 45 | LED VANDY IN STL | 2 2 |
| | | | LED VANDY IN BLK | 6 6 |

GAME-BY-GAME

| DATE | OPPONENT | GS | MIN | FGM/A | FG% | 3FG/A | 3P% | FTM/A | FG% | OFF | DEF | TOT | AVG | PF | AST | T/O | BLK | STL | PTS | AVG | |
|--------------|-------------------|----------|---------------|--------------|-------------|-------------|-------------|--------------|-------------|-----------|-----------|-----------|------------|-----------|-----------|-----------|-----------|-----------|------------|------------|--|
| 11.8.24 | LIPSCOMB | | | | | | | | | | | | | | | | | | | | |
| DNP - INJURY | | | | | | | | | | | | | | | | | | | | | |
| 11.8.24 | AUSTIN PEAY | | 21:15 | 3-8 | .375 | 0-1 | .000 | 1-1 | 1.000 | 2 | 4 | 6 | 6.0 | 1 | 1 | 2 | 2 | 1 | 7 | 7.0 | |
| 11.14.24 | AT SOUTH FLORIDA | | 10:59 | 0-2 | .000 | 0-1 | .000 | 0-0 | .000 | 0 | 0 | 0 | 3.0 | 2 | 0 | 1 | 0 | 0 | 0 | 3.5 | |
| 11.17.24 | BUTLER | | 19:58 | 2-3 | .667 | 0-0 | .000 | 0-0 | .000 | 0 | 0 | 0 | 2.0 | 1 | 2 | 2 | 1 | 3 | 4 | 3.7 | |
| 11.20.24 | HAMPTON | | 17:23 | 3-4 | .750 | 1-1 | 1.000 | 2-2 | 1.000 | 2 | 0 | 2 | 2.0 | 2 | 5 | 1 | 0 | 2 | 9 | 5.0 | |
| 11.22.24 | SAMFORD | | 25:43 | 4-9 | .444 | 1-4 | .250 | 2-4 | .500 | 7 | 3 | 10 | 3.6 | 2 | 6 | 1 | 1 | 4 | 11 | 6.2 | |
| 11.26.24 | VS. ARIZONA | | 25:22 | 1-3 | .333 | 0-1 | .000 | 5-6 | .833 | 1 | 2 | 3 | 3.5 | 2 | 1 | 0 | 2 | 3 | 7 | 6.3 | |
| 11.27.24 | VS. MICHIGAN ST. | | 19:53 | 0-1 | .000 | 0-0 | .000 | 1-2 | .500 | 0 | 3 | 3 | 3.4 | 1 | 1 | 1 | 1 | 2 | 1 | 5.6 | |
| 12.1.24 | APPALACHIAN ST. | | 17:12 | 2-4 | .500 | 2-3 | .667 | 0-0 | .000 | 2 | 5 | 7 | 3.9 | 2 | 3 | 0 | 0 | 3 | 6 | 5.6 | |
| 12.4.24 | AT MIAMI | | 23:32 | 3-7 | .429 | 0-1 | .000 | 2-3 | .667 | 3 | 1 | 4 | 3.9 | 4 | 2 | 0 | 0 | 1 | 8 | 5.9 | |
| 12.14.24 | EVANSVILLE | | 22:19 | 5-9 | .556 | 0-1 | .000 | 0-0 | .000 | 6 | 5 | 11 | 4.6 | 1 | 2 | 2 | 0 | 5 | 10 | 6.3 | |
| 12.19.24 | AT DAYTON | | 11:25 | 0-3 | .000 | 0-1 | .000 | 0-0 | .000 | 0 | 0 | 0 | 4.2 | 1 | 0 | 1 | 0 | 1 | 0 | 5.7 | |
| 12.21.24 | WEST GEORGIA | | 23:40 | 4-7 | .571 | 1-3 | .333 | 1-1 | 1.000 | 0 | 1 | 1 | 3.9 | 3 | 4 | 2 | 1 | 1 | 10 | 6.1 | |
| 12.29.24 | ALABAMA A&M | | 18:30 | 1-1 | 1.000 | 0-0 | .000 | 0-0 | .000 | 1 | 1 | 2 | 3.8 | 1 | 3 | 2 | 0 | 0 | 2 | 5.8 | |
| 1.2.25 | GEORGIA | | 05:33 | 0-2 | .000 | 0-2 | .000 | 0-0 | .000 | 1 | 0 | 1 | 3.6 | 0 | 0 | 1 | 0 | 0 | 0 | 5.4 | |
| 1.5.25 | KENTUCKY | | 12:60 | 0-1 | .000 | 0-1 | .000 | 0-0 | .000 | 0 | 2 | 2 | 3.5 | 1 | 0 | 1 | 0 | 0 | 0 | 5.0 | |
| 1.9.25 | AT OLE MISS | | 17:37 | 1-2 | .500 | 0-0 | .000 | 0-1 | .000 | 1 | 2 | 3 | 3.4 | 3 | 0 | 3 | 0 | 0 | 2 | 4.8 | |
| 1.13.25 | AT LSU | | 11:12 | 0-0 | .000 | 0-0 | .000 | 2-2 | 1.000 | 1 | 1 | 2 | 3.4 | 4 | 1 | 1 | 0 | 0 | 2 | 4.6 | |
| 1.19.25 | TENNESSEE | | 19:36 | 1-3 | .333 | 0-1 | .000 | 0-0 | .000 | 2 | 3 | 5 | 3.4 | 1 | 2 | 0 | 1 | 0 | 2 | 4.5 | |
| 1.23.25 | ARKANSAS | | 18:56 | 2-4 | .500 | 1-2 | .500 | 0-0 | .000 | 2 | 4 | 6 | 3.6 | 1 | 3 | 2 | 1 | 6 | 5 | 4.5 | |
| 1.26.25 | AT ALABAMA | | 20:59 | 4-9 | .444 | 0-1 | .000 | 0-0 | .000 | 4 | 1 | 5 | 3.7 | 1 | 2 | 0 | 0 | 4 | 8 | 4.7 | |
| 1.30.25 | AT FLORIDA | | 21:03 | 1-1 | 1.000 | 0-0 | .000 | 0-0 | .000 | 0 | 2 | 2 | 3.6 | 1 | 0 | 0 | 0 | 2 | 2 | 4.6 | |
| 2.2.25 | OLE MISS | | 20:17 | 1-2 | .500 | 0-0 | .000 | 1-2 | .500 | 0 | 2 | 2 | 3.5 | 3 | 0 | 0 | 0 | 1 | 3 | 4.5 | |
| 2.6.25 | AT TEXAS | | 12:54 | 0-0 | .000 | 0-0 | .000 | 0-0 | .000 | 1 | 1 | 2 | 3.4 | 4 | 0 | 1 | 0 | 0 | 0 | 4.3 | |
| 2.13.25 | MISSISSIPPI STATE | | 09:06 | 0-1 | .000 | 0-0 | .000 | 2-2 | 1.000 | 0 | 2 | 2 | 3.4 | 1 | 0 | 2 | 1 | 2 | 2 | 4.2 | |
| 2.16.25 | AT AUBURN | | 21:54 | 1-1 | 1.000 | 0-0 | .000 | 2-2 | 1.000 | 0 | 2 | 2 | 3.3 | 3 | 2 | 2 | 1 | 1 | 4 | 4.2 | |
| 2.20.25 | AT OKLAHOMA | | | | | | | | | | | | | | | | | | | | |
| 2.23.25 | SOUTH CAROLINA | | | | | | | | | | | | | | | | | | | | |
| 2.27.25 | TEXAS A&M | | | | | | | | | | | | | | | | | | | | |
| 3.2.25 | AT MISSOURI | | | | | | | | | | | | | | | | | | | | |
| TOTAL | | 0 | 449:20 | 39-87 | .448 | 6-24 | .250 | 21-28 | .750 | 36 | 47 | 83 | 3.3 | 46 | 40 | 28 | 12 | 42 | 105 | 4.2 | |

CAREER STATS

| YEAR | GP | GS | MIN | AVG | FG | FGA | PCT | 3FG | 3FGA | 3PCT | FT | FTA | PCT | OFF | DEF | TOT | AVG | PF | FO | AST | TO | BLK | STL | PTS | AVG |
|---------------|------------|-----------|-------------|-------------|------------|------------|-------------|-----------|------------|-------------|------------|------------|-------------|-----------------------------|------------|------------|------------|------------|-----------|------------|------------|------------|------------|-------------|------------|
| 2020-21* | | | | | | | | | | | | | | MISSED SEASON DUE TO INJURY | | | | | | | | | | | |
| 2021-22* | 29 | 29 | 746 | 25.7 | 104 | 242 | .430 | 13 | 56 | .232 | 57 | 85 | .671 | 45 | 120 | 165 | 5.7 | 85 | 2 | 46 | 74 | 31 | 59 | 278 | 9.6 |
| 2022-22* | 31 | 31 | 930 | 30.0 | 126 | 288 | .438 | 10 | 54 | .185 | 86 | 129 | .667 | 53 | 155 | 208 | 6.7 | 98 | 7 | 90 | 111 | 31 | 97 | 348 | 11.2 |
| 2023-24* | 35 | 34 | 921 | 26.3 | 156 | 269 | .580 | 25 | 61 | .410 | 66 | 103 | .641 | 43 | 194 | 237 | 6.8 | 105 | 6 | 74 | 89 | 45 | 72 | 403 | 11.5 |
| 2024-25 | 25 | 0 | 449 | 18.0 | 39 | 87 | .448 | 6 | 24 | .250 | 21 | 28 | .750 | 36 | 47 | 83 | 3.3 | 46 | 0 | 40 | 28 | 12 | 42 | 105 | 4.2 |
| VANDY | 25 | 0 | 449 | 18.0 | 39 | 87 | .448 | 6 | 24 | .250 | 21 | 28 | .750 | 36 | 47 | 83 | 3.3 | 46 | 0 | 40 | 28 | 12 | 42 | 105 | 4.2 |
| CAREER | 120 | 94 | 3047 | 25.4 | 425 | 886 | .480 | 54 | 195 | .277 | 230 | 345 | .667 | 177 | 516 | 693 | 5.8 | 334 | 15 | 250 | 302 | 121 | 270 | 1134 | 9.5 |

* at Penn State





10 JANE NWABA

@jane11nwaba
@jane11nwaba
@janenwaba

G // 5-10 // Gr. // Carson, Calif. (Pepperdine)

SEASON HIGHS

Points // 13, Arkansas (01/23/25)
FG Made // 5, Arkansas (01/23/25)
FG Attempts // 10, Austin Peay (11/8/24)
3-Pt Made // 3 (2x), Last: Arkansas (01/23/25)
3-Pt Attempt // 4 (2x), Last: Arkansas (01/23/25)
FT Made // 3 (2x), Last: Kentucky (01/05/25)
FT Attempt // 4 (2x), Last: at Texas (02/06/25)
Rebounds // 6 (2x), Last: Tennessee (01/19/25)
Assists // 3, Lipscomb (11/4/24)
Steals // 3, at LSU (01/13/25)
Blocks // 3, Hampton (11/20/24)
Minutes // 27, Georgia (01/02/25)

CAREER HIGHS

Points // 22, San Francisco (02/01/24)
FG Made // 8, San Francisco (02/01/24)
FG Attempts // 18, Pacific (02/22/24)
3-Pt Made // 3 (2x), Last: Butler (11/17/24)
3-Pt Attempt // 7, at Saint Mary's (01/07/23)
FT Made // 8, Gonzaga (12/29/22)
FT Attempt // 12, Cal State LA (12/29/23)
Rebounds // 12 (3x), Last: at LMU (01/27/24)
Assists // 8, at San Francisco (02/01/24)
Steals // 4, Cal State LA (12/29/23)
Blocks // 3, Hampton (11/20/24)
Minutes // 40 (2x), Last: Gonzaga (02/24/24)

- Made 24 starts for the Commodores this season
- Scored a season-high 13 pts vs. Arkansas (Jan. 23)
- Played four seasons at Pepperdine
- Collected 11 career double-doubles, with nine coming during '23-24
- Averaged 10.0 pts, 6.9 reb, 2.6 ast her the last 2 seasons at Pepperdine
- Appeared in 131 games with 88 starts in her collegiate career

| SUPERLATIVES | | 24-25 CAREER | | SUPERLATIVES | | 24-25 CAREER | |
|-----------------|----|--------------|------------------|--------------|----|--------------|--|
| 10+ POINTS | 3 | 39 | 3+ STEALS | 1 | 9 | | |
| 15+ POINTS | -- | 9 | 2+ BLOCKS | 2 | 10 | | |
| 20+ POINTS | -- | 1 | DOUBLE-DOUBLES | -- | 11 | | |
| 30+ POINTS | -- | -- | LED VANDY IN PTS | -- | -- | | |
| MADE 3+ 3-PT FG | 2 | 3 | LED VANDY IN REB | -- | -- | | |
| 10+ REBS | -- | 14 | LED VANDY IN AST | -- | -- | | |
| 3+ ASSISTS | 2 | 32 | LED VANDY IN STL | 2 | 2 | | |
| | | | LED VANDY IN BLK | 3 | 3 | | |

GAME-BY-GAME

| DATE | OPPONENT | GS | MIN | FGM/A | FG% | 3FG/A | 3P% | FTM/A | FG% | OFF | DEF | TOT | AVG | PF | AST | T/O | BLK | STL | PTS | AVG | |
|--------------|-------------------|----|-----------|---------------|--------------|-------------|--------------|-------------|--------------|-------------|-----------|-----------|-----------|------------|-----------|-----------|-----------|----------|-----------|------------|------------|
| 11.4.24 | LIPSCOMB | * | 22:39 | 3-4 | .750 | 0-0 | .000 | 0-0 | .000 | 1 | 5 | 6 | 6.0 | 2 | 3 | 1 | 0 | 1 | 6 | 6.0 | |
| 11.8.24 | AUSTIN PEAY | * | 20:30 | 4-10 | .400 | 0-2 | .000 | 1-1 | 1.000 | 3 | 0 | 3 | 4.5 | 1 | 2 | 0 | 2 | 2 | 9 | 7.5 | |
| 11.14.24 | AT SOUTH FLORIDA | * | 22:54 | 2-7 | .286 | 0-2 | .000 | 0-0 | .000 | 0 | 3 | 3 | 4.0 | 1 | 1 | 1 | 0 | 1 | 4 | 6.3 | |
| 11.17.24 | BUTLER | * | 25:51 | 3-4 | .750 | 3-3 | 1.000 | 0-0 | .000 | 2 | 2 | 4 | 4.0 | 2 | 1 | 2 | 1 | 1 | 9 | 7.0 | |
| 11.20.24 | HAMPTON | * | 15:51 | 3-5 | .600 | 0-2 | .000 | 2-2 | 1.000 | 0 | 1 | 1 | 3.4 | 0 | 1 | 2 | 3 | 1 | 8 | 7.2 | |
| 11.22.24 | SAMFORD | * | 13:59 | 3-5 | .600 | 0-0 | .000 | 2-3 | .667 | 2 | 1 | 3 | 3.3 | 1 | 0 | 0 | 0 | 1 | 8 | 7.3 | |
| 11.26.24 | VS. ARIZONA | | 03:30 | 0-0 | .000 | 0-0 | .000 | 1-2 | .500 | 0 | 0 | 0 | 2.9 | 1 | 0 | 1 | 0 | 0 | 1 | 6.4 | |
| 11.27.24 | VS. MICHIGAN ST. | | 02:41 | 0-0 | .000 | 0-0 | .000 | 0-0 | .000 | 0 | 0 | 0 | 2.5 | 0 | 0 | 1 | 0 | 0 | 0 | 5.6 | |
| 12.4.24 | APPALACHIAN ST. | * | 22:12 | 4-5 | .800 | 2-2 | 1.000 | 2-2 | 1.000 | 2 | 3 | 5 | 2.8 | 1 | 1 | 0 | 1 | 2 | 12 | 6.3 | |
| 12.1.24 | AT MIAMI | * | 09:01 | 1-3 | .333 | 0-2 | .000 | 0-0 | .000 | 1 | 0 | 1 | 2.6 | 2 | 1 | 0 | 0 | 0 | 2 | 5.9 | |
| 12.14.24 | EVANSVILLE | * | 15:30 | 1-5 | .200 | 0-3 | .000 | 0-0 | .000 | 1 | 0 | 1 | 2.5 | 0 | 2 | 0 | 0 | 1 | 2 | 5.5 | |
| 12.19.24 | AT DAYTON | * | 11:38 | 1-2 | .500 | 0-1 | .000 | 1-1 | 1.000 | 1 | 1 | 2 | 2.4 | 0 | 0 | 0 | 0 | 0 | 3 | 5.3 | |
| 12.21.24 | WEST GEORGIA | * | 15:03 | 2-2 | 1.000 | 1-1 | 1.000 | 0-0 | .000 | 1 | 1 | 2 | 2.4 | 1 | 1 | 1 | 0 | 1 | 5 | 5.3 | |
| 12.29.24 | ALABAMA A&M | * | 18:31 | 3-4 | .750 | 0-1 | .000 | 3-3 | 1.000 | 1 | 2 | 3 | 2.4 | 2 | 2 | 1 | 0 | 0 | 9 | 5.6 | |
| 1.2.25 | GEORGIA | * | 26:49 | 3-8 | .375 | 2-4 | .500 | 2-2 | 1.000 | 1 | 3 | 4 | 2.5 | 2 | 4 | 2 | 0 | 0 | 10 | 5.9 | |
| 1.5.25 | KENTUCKY | * | 16:29 | 1-5 | .200 | 1-3 | .333 | 3-4 | .750 | 3 | 1 | 4 | 2.6 | 3 | 0 | 0 | 0 | 0 | 6 | 5.9 | |
| 1.9.25 | AT OLE MISS | * | 10:43 | 1-1 | 1.000 | 0-0 | .000 | 0-0 | .000 | 0 | 0 | 0 | 2.5 | 0 | 0 | 1 | 0 | 1 | 2 | 5.6 | |
| 1.13.25 | AT LSU | * | 17:47 | 1-3 | .333 | 0-0 | .000 | 2-2 | 1.000 | 0 | 1 | 1 | 2.4 | 3 | 2 | 1 | 0 | 3 | 4 | 5.6 | |
| 1.19.25 | TENNESSEE | * | 14:11 | 1-5 | .200 | 0-1 | .000 | 0-0 | .000 | 2 | 4 | 6 | 2.6 | 2 | 1 | 1 | 0 | 1 | 2 | 5.4 | |
| 1.23.25 | ARKANSAS | * | 18:29 | 5-8 | .625 | 3-4 | .750 | 0-0 | .000 | 1 | 1 | 2 | 2.6 | 1 | 0 | 0 | 0 | 2 | 13 | 5.8 | |
| 1.26.25 | AT ALABAMA | * | 16:40 | 2-3 | .667 | 1-1 | 1.000 | 0-2 | .000 | 2 | 0 | 2 | 2.5 | 0 | 0 | 0 | 0 | 0 | 5 | 5.7 | |
| 1.30.25 | AT FLORIDA | * | 08:00 | 0-1 | .000 | 0-1 | .000 | 0-0 | .000 | 1 | 0 | 1 | 2.5 | 1 | 1 | 0 | 0 | 1 | 0 | 5.5 | |
| 2.2.25 | OLE MISS | * | 08:52 | 0-0 | .000 | 0-0 | .000 | 0-0 | .000 | 0 | 1 | 1 | 2.4 | 1 | 1 | 1 | 0 | 0 | 0 | 5.2 | |
| 2.6.25 | AT TEXAS | * | 18:15 | 0-4 | .000 | 0-1 | .000 | 2-4 | .500 | 2 | 1 | 3 | 2.4 | 1 | 0 | 1 | 0 | 0 | 2 | 5.1 | |
| 2.13.25 | MISSISSIPPI STATE | * | 05:57 | 0-1 | .000 | 0-1 | .000 | 0-0 | .000 | 1 | 1 | 2 | 2.4 | 0 | 1 | 0 | 0 | 0 | 0 | 4.9 | |
| 2.16.25 | AT AUBURN | | | | | | | | | | | | | | | | | | | | |
| 2.20.25 | AT OKLAHOMA | | | | | | | | | | | | | | | | | | | | |
| 2.23.25 | SOUTH CAROLINA | | | | | | | | | | | | | | | | | | | | |
| 2.27.25 | TEXAS A&M | | | | | | | | | | | | | | | | | | | | |
| 3.2.25 | AT MISSOURI | | | | | | | | | | | | | | | | | | | | |
| TOTAL | | | 24 | 392:13 | 44-96 | .458 | 13-35 | .371 | 21-28 | .750 | 29 | 33 | 62 | 2.4 | 31 | 25 | 18 | 7 | 19 | 122 | 4.7 |

CAREER STATS

| YEAR | GP | GS | MIN | AVG | FG | FGA | PCT | 3FG | 3FGA | 3PCT | FT | FTA | PCT | OFF | DEF | TOT | AVG | PF | FO | AST | TO | BLK | STL | PTS | AVG |
|---------------|------------|-----------|-------------|-------------|------------|------------|-------------|-----------|------------|-------------|------------|------------|-------------|------------|------------|------------|------------|------------|----------|------------|------------|-----------|------------|------------|------------|
| 2020-21* | 23 | 1 | 335 | 14.6 | 35 | 76 | .461 | 0 | 3 | .000 | 10 | 25 | .400 | 35 | 42 | 77 | 3.3 | 27 | 0 | 12 | 24 | 5 | 19 | 80 | 3.5 |
| 2021-22* | 23 | 4 | 364 | 15.8 | 45 | 100 | .450 | 5 | 24 | .208 | 17 | 23 | .739 | 26 | 51 | 77 | 3.3 | 51 | 4 | 21 | 27 | 10 | 16 | 112 | 4.9 |
| 2022-22* | 29 | 29 | 920 | 31.7 | 95 | 244 | .389 | 18 | 69 | .261 | 61 | 94 | .649 | 79 | 98 | 177 | 6.1 | 76 | 2 | 70 | 65 | 10 | 28 | 269 | 9.3 |
| 2023-24* | 30 | 30 | 930 | 31.0 | 131 | 314 | .417 | 12 | 54 | .222 | 47 | 84 | .560 | 79 | 149 | 228 | 7.6 | 74 | 1 | 84 | 122 | 19 | 39 | 321 | 10.7 |
| 2024-25 | 26 | 24 | 392 | 15.1 | 44 | 96 | .458 | 13 | 35 | .371 | 21 | 28 | .750 | 29 | 33 | 62 | 2.4 | 31 | 0 | 25 | 18 | 7 | 19 | 122 | 4.7 |
| VANDY | 26 | 24 | 392 | 15.1 | 44 | 96 | .458 | 13 | 35 | .371 | 21 | 28 | .750 | 29 | 33 | 62 | 2.4 | 31 | 0 | 25 | 18 | 7 | 19 | 122 | 4.7 |
| CAREER | 131 | 88 | 2942 | 22.5 | 350 | 830 | .422 | 48 | 185 | .259 | 156 | 254 | .614 | 248 | 373 | 621 | 4.7 | 259 | 7 | 212 | 256 | 51 | 121 | 904 | 6.9 |

* at Pepperdine



11 JORDYN OLIVER

@jordynoliver11
@jordynoliver11
@jordynoliver11

G // 5-10 // Gr. // Prosper, Texas (Baylor • Duke)

SEASON HIGHS

Points // 10, vs. Michigan St. (11/27/24)
 FG Made // 5, vs. Michigan St. (11/27/24)
 FG Attempts // 10, Samford (11/22/24)
 3-Pt Made // --
 3-Pt Attempt // --
 FT Made // 2 (2x), Last: App State (12/1/24)
 FT Attempt // 2 (3x), Last: App State (12/1/24)
 Rebounds // 10, Georgia (01/02/24)
 Assists // 11, Georgia (01/02/24)
 Steals // 6, at Auburn (02/16/25)
 Blocks // 3 (2x), Last: West Georgia (12/21/24)
 Minutes // 38, (5x), Last: Mississippi State (02/13/25)

CAREER HIGHS

Points // 15 (2x), Last: Western Kentucky (11/15/23)
 FG Made // 7, Western Kentucky (11/15/23)
 FG Attempts // 11, vs. Jackson State (03/21/21)
 3-Pt Made // 1 (3x), Last: Northern Iowa (11/25/23)
 3-Pt Attempt // 2 (2x), Last: at Kansas (01/15/20)
 FT Made // 4, Grambling State (11/08/19)
 FT Attempt // 6, Grambling State (11/08/19)
 Rebounds // 11 (2x), Last: Northern Iowa (11/25/23)
 Assists // 11, Georgia (01/02/24)
 Steals // 6, at Auburn (02/16/25)
 Blocks // 3 (3x), Last: West Georgia (12/21/24)
 Minutes // 38, (5x), Last: Mississippi State (02/13/25)

- Ranks 17th in NCAA in assist-to-turnover ratio at 2.58
- Collected a double-double w/ 11 ast & 10 reb vs. Georgia (Jan. 2)
- First Dore to post a double-double via ast & reb since 1999-00
- One of two players to start every game this season - M. Blakes
- Started in 49 of the 58 games she has played in at Vanderbilt
- Spent two seasons at Baylor ('19-21) then two years at Duke ('21-23)
- ESPN 5-Star Recruit & McDonald's All-American ('19)

| SUPERLATIVES | 24-25 CAREER | SUPERLATIVES | 24-25 CAREER |
|-----------------|--------------|------------------|--------------|
| 10+ POINTS | 1 11 | 3+ STEALS | 8 14 |
| 15+ POINTS | -- 2 | 2+ BLOCKS | 2 5 |
| 20+ POINTS | -- -- | DOUBLE-DOUBLES | -- 3 |
| 30+ POINTS | -- -- | LED VANDY IN PTS | -- 1 |
| MADE 3+ 3-PT FG | -- -- | LED VANDY IN REB | 3 7 |
| 10+ REBS | 1 4 | LED VANDY IN AST | 11 21 |
| 3+ ASSISTS | 17 58 | LED VANDY IN STL | 5 10 |
| | | LED VANDY IN BLK | 6 11 |

GAME-BY-GAME

| DATE | OPPONENT | GS | MIN | FGM/A | FG% | 3FG/A | 3P% | FTM/A | FG% | OFF | DEF | TOT | AVG | PF | AST | T/O | BLK | STL | PTS | AVG | |
|--------------|-------------------|----|-----------|---------------|--------------|-------------|------------|-------------|--------------|-------------|-----------|-----------|------------|------------|-----------|-----------|-----------|-----------|-----------|------------|------------|
| 11.4.24 | LIPSCOMB | * | 19:02 | 1-2 | .500 | 0-0 | .000 | 0-0 | .000 | 3 | 1 | 4 | 4.0 | 1 | 2 | 2 | 0 | 0 | 2 | 2.0 | |
| 11.8.24 | AUSTIN PEAY | * | 23:00 | 1-4 | .250 | 0-0 | .000 | 2-2 | 1.000 | 2 | 5 | 7 | 5.5 | 1 | 2 | 1 | 0 | 0 | 4 | 3.0 | |
| 11.14.24 | AT SOUTH FLORIDA | * | 29:24 | 2-7 | .286 | 0-0 | .000 | 0-0 | .000 | 4 | 3 | 7 | 6.0 | 1 | 3 | 1 | 0 | 2 | 4 | 3.3 | |
| 11.17.24 | BUTLER | * | 32:48 | 1-3 | .333 | 0-0 | .000 | 0-0 | .000 | 1 | 2 | 3 | 5.3 | 2 | 6 | 1 | 0 | 2 | 2 | 3.0 | |
| 11.20.24 | HAMPTON | * | 18:18 | 2-4 | .500 | 0-0 | .000 | 0-0 | .000 | 2 | 1 | 3 | 4.8 | 0 | 3 | 1 | 0 | 0 | 4 | 3.2 | |
| 11.22.24 | SAMFORD | * | 24:30 | 3-10 | .300 | 0-0 | .000 | 1-2 | .500 | 3 | 4 | 7 | 5.2 | 1 | 3 | 0 | 0 | 1 | 7 | 3.8 | |
| 11.26.24 | VS. ARIZONA | * | 36:55 | 1-4 | .250 | 0-0 | .000 | 0-0 | .000 | 4 | 4 | 8 | 5.6 | 1 | 0 | 3 | 0 | 2 | 2 | 3.6 | |
| 11.27.24 | VS. MICHIGAN ST. | * | 37:19 | 5-7 | .714 | 0-0 | .000 | 0-0 | .000 | 2 | 4 | 6 | 5.6 | 2 | 4 | 3 | 1 | 3 | 10 | 4.4 | |
| 12.1.24 | APPALACHIAN ST. | * | 19:48 | 3-4 | .750 | 0-0 | .000 | 2-2 | 1.000 | 2 | 1 | 3 | 5.3 | 0 | 4 | 0 | 0 | 0 | 8 | 4.8 | |
| 12.4.24 | AT MIAMI | * | 37:06 | 1-3 | .333 | 0-0 | .000 | 0-0 | .000 | 3 | 6 | 9 | 5.7 | 0 | 4 | 2 | 0 | 0 | 2 | 4.5 | |
| 12.14.24 | EVANSVILLE | * | 24:38 | 3-4 | .750 | 0-0 | .000 | 0-0 | .000 | 2 | 2 | 4 | 5.5 | 2 | 1 | 2 | 0 | 3 | 6 | 4.6 | |
| 12.19.24 | AT DAYTON | * | 38:20 | 2-4 | .500 | 0-0 | .000 | 2-2 | 1.000 | 3 | 2 | 5 | 5.5 | 2 | 7 | 1 | 3 | 1 | 6 | 4.8 | |
| 12.21.24 | WEST GEORGIA | * | 17:45 | 0-0 | .000 | 0-0 | .000 | 0-0 | .000 | 1 | 1 | 2 | 5.2 | 0 | 2 | 2 | 3 | 4 | 0 | 4.4 | |
| 12.29.24 | ALABAMA A&M | * | 31:09 | 2-5 | .400 | 0-0 | .000 | 0-0 | .000 | 1 | 6 | 7 | 5.4 | 2 | 8 | 1 | 0 | 3 | 4 | 4.4 | |
| 1.2.25 | GEORGIA | * | 38:13 | 2-2 | 1.000 | 0-0 | .000 | 0-0 | .000 | 3 | 7 | 10 | 5.7 | 2 | 11 | 1 | 1 | 1 | 4 | 4.3 | |
| 1.5.25 | KENTUCKY | * | 33:16 | 2-3 | .667 | 0-0 | .000 | 1-1 | 1.000 | 3 | 6 | 9 | 5.9 | 2 | 3 | 0 | 0 | 1 | 5 | 4.4 | |
| 1.9.25 | AT OLE MISS | * | 32:40 | 0-2 | .000 | 0-0 | .000 | 0-0 | .000 | 1 | 2 | 3 | 5.7 | 0 | 6 | 2 | 0 | 1 | 0 | 4.1 | |
| 1.13.25 | AT LSU | * | 33:55 | 3-3 | 1.000 | 0-0 | .000 | 0-0 | .000 | 1 | 2 | 3 | 5.6 | 1 | 2 | 1 | 0 | 0 | 6 | 4.2 | |
| 1.19.25 | TENNESSEE | * | 34:01 | 1-4 | .250 | 0-1 | .000 | 0-0 | .000 | 0 | 4 | 4 | 5.5 | 1 | 2 | 2 | 1 | 1 | 2 | 4.1 | |
| 1.23.25 | ARKANSAS | * | 26:01 | 1-3 | .333 | 0-0 | .000 | 0-0 | .000 | 0 | 4 | 4 | 5.4 | 0 | 6 | 2 | 0 | 0 | 2 | 4.0 | |
| 1.26.25 | AT ALABAMA | * | 37:34 | 0-1 | .000 | 0-0 | .000 | 0-0 | .000 | 2 | 1 | 3 | 5.3 | 2 | 2 | 0 | 1 | 4 | 0 | 3.8 | |
| 1.30.25 | AT FLORIDA | * | 29:37 | 2-4 | .500 | 0-0 | .000 | 0-0 | .000 | 2 | 0 | 2 | 5.1 | 2 | 4 | 1 | 0 | 0 | 4 | 3.8 | |
| 2.2.25 | OLE MISS | * | 37:37 | 1-2 | .500 | 0-0 | .000 | 1-2 | .500 | 0 | 1 | 1 | 5.0 | 1 | 3 | 1 | 0 | 3 | 3 | 3.8 | |
| 2.6.25 | AT TEXAS | * | 30:02 | 0-1 | .000 | 0-0 | .000 | 1-2 | .500 | 1 | 1 | 2 | 4.8 | 5 | 4 | 3 | 1 | 4 | 1 | 3.7 | |
| 2.13.25 | MISSISSIPPI STATE | * | 37:42 | 4-9 | .444 | 0-0 | .000 | 0-0 | .000 | 2 | 3 | 5 | 4.8 | 1 | 2 | 4 | 1 | 0 | 8 | 3.8 | |
| 2.16.25 | AT AUBURN | * | 35:26 | 2-2 | 1.000 | 0-0 | .000 | 0-0 | .000 | 2 | 2 | 4 | 4.8 | 3 | 4 | 1 | 0 | 6 | 4 | 3.8 | |
| 2.20.25 | AT OKLAHOMA | | | | | | | | | | | | | | | | | | | | |
| 2.23.25 | SOUTH CAROLINA | | | | | | | | | | | | | | | | | | | | |
| 2.27.25 | TEXAS A&M | | | | | | | | | | | | | | | | | | | | |
| 3.2.25 | AT MISSOURI | | | | | | | | | | | | | | | | | | | | |
| TOTAL | | | 26 | 796:05 | 45-97 | .464 | 0-1 | .000 | 10-13 | .769 | 50 | 75 | 125 | 4.8 | 35 | 98 | 38 | 12 | 42 | 100 | 3.8 |

CAREER STATS

| YEAR | GP | GS | MIN | AVG | FG | FGA | PCT | 3FG | 3FGA | 3PCT | FT | FTA | PCT | OFF | DEF | TOT | AVG | PF | FO | AST | TO | BLK | STL | PTS | AVG |
|---------------|------------|-----------|-------------|-------------|------------|------------|-------------|----------|-----------|-------------|-----------|------------|-------------|------------|------------|------------|------------|------------|----------|------------|------------|-----------|------------|------------|------------|
| 2019-20* | 23 | 0 | 220 | 9.6 | 25 | 62 | .403 | 2 | 9 | .222 | 13 | 31 | .419 | 5 | 33 | 38 | 1.7 | 19 | 0 | 54 | 26 | 9 | 9 | 65 | 2.8 |
| 2020-21* | 25 | 3 | 279 | 11.2 | 42 | 80 | .525 | 0 | 0 | .000 | 16 | 27 | .593 | 25 | 37 | 62 | 2.5 | 19 | 0 | 50 | 19 | 8 | 19 | 100 | 4.0 |
| 2021-22^ | | | | | | | | | | | | | | | | | | | | | | | | | |
| 2022-23^ | 33 | 7 | 571 | 17.3 | 56 | 121 | .463 | 0 | 2 | .000 | 12 | 32 | .375 | 27 | 89 | 116 | 3.5 | 28 | 0 | 63 | 38 | 9 | 31 | 124 | 3.8 |
| 2023-24 | 32 | 23 | 852 | 26.6 | 76 | 131 | .580 | 1 | 2 | .500 | 16 | 26 | .615 | 58 | 100 | 158 | 4.9 | 42 | 0 | 92 | 47 | 9 | 33 | 169 | 5.3 |
| 2024-25 | 26 | 26 | 796 | 30.6 | 45 | 97 | .464 | 0 | 1 | .000 | 10 | 13 | .769 | 50 | 75 | 125 | 4.8 | 35 | 1 | 98 | 38 | 12 | 42 | 100 | 3.8 |
| VANDY | 58 | 49 | 1648 | 28.4 | 121 | 228 | .531 | 1 | 3 | .333 | 26 | 39 | .667 | 108 | 175 | 283 | 4.9 | 77 | 1 | 19 | 85 | 21 | 75 | 269 | 4.6 |
| CAREER | 139 | 59 | 2719 | 19.6 | 244 | 491 | .497 | 3 | 14 | .214 | 67 | 129 | .519 | 165 | 334 | 499 | 3.6 | 143 | 1 | 357 | 168 | 47 | 134 | 558 | 4.0 |

*at Baylor ^at Duke



12 KHAMIL PIERRE

@khamil.Pierre
@KhamilPierre

F // 6-2 // So. // Phoenix, Ariz. (Perry HS)

SEASON HIGHS

Points // 42, Evansville (12/14/24)
 FG Made // 19, Evansville (12/14/24)
 FG Attempts // 28, Evansville (12/14/24)
 3-Pt Made // 1, (3x), Last: at Texas (02/06/25)
 3-Pt Attempt // 2 (2x), Last: at Texas (02/06/25)
 FT Made // 12, Tennessee (01/19/25)
 FT Attempt // 14, Tennessee (01/19/25)
 Rebounds // 18, Evansville (12/14/24)
 Assists // 5 (2x), Last: Kentucky (01/05/25)
 Steals // 8, Evansville (12/14/24)
 Blocks // 1 (7x), Last: Ole Miss (02/02/25)
 Minutes // 44, Mississippi State (02/13/25)

CAREER HIGHS

Points // 42, Evansville (12/14/24)
 FG Made // 19, Evansville (12/14/24)
 FG Attempts // 28, Evansville (12/14/24)
 3-Pt Made // 1 (5x), Last: at Texas (02/06/25)
 3-Pt Attempt // 2 (2x), Last: at Texas (02/06/25)
 FT Made // 12, Tennessee (01/19/25)
 FT Attempt // 14, Tennessee (01/19/25)
 Rebounds // 18, Evansville (12/14/24)
 Assists // 5 (2x), Last: Kentucky (01/05/25)
 Steals // 8, Evansville (12/14/24)
 Blocks // 2 (4x), Last: vs. Florida (03/07/24)
 Minutes // 44, Mississippi State (02/13/25)

- Naismith Trophy Top 30 Midseason Team
- Fourth in NCAA Division I in field goals made (222)
- Collected 13 double-doubles which is the 11th-most in NCAA D1
- Increased her scoring average by 12.3 ppg from fresh. to soph. seasons
- Scored a career-record 42 pts vs. Evansville (Dec. 14) to set a then school single-game record, since passed by M. Blakes' 53 pts at Florida
- USBWA National Players of the Week Team (Dec. 17)
- Two-time SEC Player of the Week (Nov. 26 & Dec. 17)

| SUPERLATIVES | 24-25 CAREER | SUPERLATIVES | 24-25 CAREER |
|--------------|--------------|------------------|--------------|
| 10+ POINTS | 24 | 3+ STEALS | 15 |
| 15+ POINTS | 20 | 2+ BLOCKS | -- |
| 20+ POINTS | 15 | DOUBLE-DOUBLES | 13 |
| 30+ POINTS | 1 | LED VANDY IN PTS | 12 |
| 40+ POINTS | 1 | LED VANDY IN REB | 22 |
| 10+ REBS | 14 | LED VANDY IN AST | 4 |
| 3+ ASSISTS | 10 | LED VANDY IN STL | 12 |
| | | LED VANDY IN BLK | 4 |

GAME-BY-GAME

| DATE | OPPONENT | GS | MIN | FGM/A | FG% | 3FG/A | 3P% | FTM/A | FG% | OFF | DEF | TOT | AVG | PF | AST | T/O | BLK | STL | PTS | AVG | |
|--------------|-------------------|----|-----------|---------------|----------------|-------------|-------------|-------------|---------------|-------------|-----------|------------|------------|------------|-----------|-----------|-----------|----------|-----------|------------|-------------|
| 11.4.24 | LIPSCOMB | * | 23:39 | 12-17 | .706 | 0-0 | .000 | 1-1 | 1.000 | 6 | 8 | 14 | 14.0 | 4 | 1 | 2 | 0 | 5 | 25 | 25.0 | |
| 11.8.24 | AUSTIN PEAY | * | 18:11 | 5-9 | .556 | 0-0 | .000 | 3-5 | .600 | 3 | 7 | 10 | 12.0 | 0 | 0 | 2 | 0 | 0 | 13 | 19.0 | |
| 11.14.24 | AT SOUTH FLORIDA | * | 27:40 | 8-16 | .500 | 0-1 | .000 | 1-2 | .500 | 2 | 8 | 10 | 11.3 | 2 | 0 | 1 | 0 | 1 | 17 | 18.3 | |
| 11.17.24 | BUTLER | * | 23:18 | 9-15 | .600 | 0-1 | .000 | 6-8 | .750 | 2 | 6 | 8 | 10.5 | 2 | 3 | 1 | 0 | 4 | 24 | 19.8 | |
| 11.20.24 | HAMPTON | * | 27:20 | 7-14 | .500 | 0-0 | .000 | 1-1 | 1.000 | 6 | 6 | 12 | 10.8 | 2 | 0 | 1 | 0 | 3 | 15 | 18.8 | |
| 11.22.24 | SAMFORD | * | 23:46 | 10-16 | .625 | 0-0 | .000 | 1-3 | .333 | 4 | 8 | 12 | 11.0 | 2 | 1 | 2 | 0 | 4 | 21 | 19.2 | |
| 11.26.24 | VS. ARIZONA | * | 36:12 | 10-18 | .556 | 0-0 | .000 | 5-9 | .556 | 3 | 12 | 15 | 11.6 | 3 | 3 | 5 | 0 | 7 | 25 | 20.0 | |
| 11.27.24 | VS. MICHIGAN ST. | * | 29:15 | 8-14 | .571 | 0-0 | .000 | 3-5 | .600 | 4 | 2 | 6 | 10.9 | 5 | 4 | 1 | 0 | 4 | 19 | 19.9 | |
| 12.1.24 | APPALACHIAN ST. | | | | | | | | | | | | | | | | | | | | |
| 12.4.24 | AT MIAMI | * | 35:45 | 11-17 | .647 | 0-0 | .000 | 6-8 | .750 | 8 | 5 | 13 | 11.1 | 3 | 0 | 3 | 0 | 4 | 28 | 20.8 | |
| 12.14.24 | EVANSVILLE | * | 32:32 | 19-28 | .679 | 0-0 | .000 | 4-6 | .667 | 9 | 9 | 18 | 11.8 | 4 | 1 | 1 | 1 | 8 | 42 | 22.9 | |
| 12.19.24 | AT DAYTON | * | 29:31 | 7-19 | .368 | 0-0 | .000 | 0-0 | .000 | 5 | 5 | 10 | 11.6 | 2 | 5 | 0 | 0 | 4 | 14 | 22.1 | |
| 12.21.24 | WEST GEORGIA | * | 22:43 | 10-15 | .667 | 0-0 | .000 | 3-4 | .750 | 4 | 6 | 10 | 11.5 | 4 | 3 | 1 | 1 | 3 | 23 | 22.2 | |
| 12.29.24 | ALABAMA A&M | * | 29:22 | 13-19 | .684 | 0-0 | .000 | 3-5 | .600 | 5 | 2 | 7 | 11.2 | 2 | 4 | 1 | 1 | 4 | 29 | 22.7 | |
| 1.2.25 | GEORGIA | * | 29:55 | 11-20 | .550 | 0-2 | .000 | 6-7 | .857 | 1 | 7 | 8 | 10.9 | 4 | 2 | 0 | 1 | 1 | 28 | 23.1 | |
| 1.5.25 | KENTUCKY | * | 37:21 | 8-22 | .364 | 0-1 | .000 | 3-4 | .750 | 5 | 6 | 11 | 10.9 | 4 | 5 | 0 | 0 | 0 | 19 | 22.8 | |
| 1.9.25 | AT OLE MISS | * | 25:36 | 5-12 | .417 | 0-0 | .000 | 1-3 | .333 | 1 | 2 | 3 | 10.4 | 4 | 1 | 0 | 1 | 2 | 11 | 22.1 | |
| 1.13.25 | AT LSU | * | 39:39 | 12-24 | .500 | 0-0 | .000 | 4-6 | .667 | 1 | 7 | 8 | 10.3 | 1 | 2 | 1 | 0 | 1 | 28 | 22.4 | |
| 1.19.25 | TENNESSEE | * | 34:40 | 4-10 | .400 | 1-1 | 1.000 | 12-14 | .857 | 0 | 8 | 8 | 10.2 | 2 | 2 | 2 | 0 | 0 | 21 | 22.3 | |
| 1.23.25 | ARKANSAS | * | 28:51 | 8-12 | .667 | 0-1 | .000 | 4-6 | .667 | 1 | 8 | 9 | 10.1 | 2 | 4 | 2 | 1 | 4 | 20 | 22.2 | |
| 1.26.25 | AT ALABAMA | * | 36:36 | 4-19 | .211 | 0-0 | .000 | 4-5 | .800 | 6 | 8 | 14 | 10.3 | 5 | 3 | 5 | 0 | 5 | 12 | 21.7 | |
| 1.30.25 | AT FLORIDA | * | 22:30 | 1-10 | .100 | 1-1 | 1.000 | 0-2 | .000 | 4 | 7 | 11 | 10.3 | 3 | 2 | 2 | 0 | 3 | 3 | 20.8 | |
| 2.2.25 | OLE MISS | * | 35:10 | 11-18 | .611 | 0-0 | .000 | 2-2 | 1.000 | 2 | 5 | 7 | 10.2 | 1 | 0 | 2 | 1 | 3 | 24 | 21.0 | |
| 2.6.25 | AT TEXAS | * | 36:07 | 10-25 | .400 | 1-2 | .500 | 5-8 | .625 | 5 | 2 | 7 | 10.0 | 4 | 0 | 0 | 0 | 1 | 26 | 21.2 | |
| 2.13.25 | MISSISSIPPI STATE | * | 44:06 | 11-19 | .579 | 1-3 | .333 | 1-4 | .250 | 1 | 11 | 12 | 10.1 | 3 | 3 | 3 | 0 | 2 | 24 | 21.3 | |
| 2.16.25 | AT AUBURN | * | 35:58 | 8-18 | .444 | 0-0 | .000 | 3-4 | .750 | 1 | 3 | 4 | 9.9 | 3 | 0 | 2 | 0 | 0 | 19 | 21.2 | |
| 2.20.25 | AT OKLAHOMA | | | | | | | | | | | | | | | | | | | | |
| 2.23.25 | SOUTH CAROLINA | | | | | | | | | | | | | | | | | | | | |
| 2.27.25 | TEXAS A&M | | | | | | | | | | | | | | | | | | | | |
| 3.2.25 | AT MISSOURI | | | | | | | | | | | | | | | | | | | | |
| TOTAL | | | 25 | 765:43 | 222-426 | .521 | 4-13 | .308 | 82-122 | .672 | 89 | 158 | 247 | 9.9 | 71 | 49 | 40 | 7 | 73 | 530 | 21.2 |

CAREER STATS

| YEAR | GP | GS | MIN | AVG | FG | FGA | PCT | 3FG | 3FGA | 3PCT | FT | FTA | PCT | OFF | DEF | TOT | AVG | PF | FO | AST | TO | BLK | STL | PTS | AVG |
|---------------|-----------|-----------|-------------|-------------|------------|------------|-------------|----------|-----------|-------------|------------|------------|-------------|------------|------------|------------|------------|------------|----------|-----------|-----------|-----------|------------|------------|-------------|
| 2023-24 | 33 | 11 | 634 | 19.2 | 112 | 267 | .419 | 2 | 9 | .222 | 68 | 102 | .667 | 63 | 112 | 175 | 5.3 | 86 | 2 | 22 | 55 | 15 | 33 | 294 | 8.9 |
| 2024-25 | 25 | 25 | 766 | 30.6 | 222 | 426 | .521 | 4 | 13 | .308 | 82 | 122 | .672 | 89 | 158 | 247 | 9.9 | 71 | 2 | 49 | 40 | 7 | 73 | 530 | 21.2 |
| CAREER | 58 | 36 | 1400 | 24.1 | 334 | 693 | .482 | 6 | 22 | .273 | 150 | 224 | .670 | 152 | 270 | 422 | 7.3 | 157 | 4 | 71 | 95 | 22 | 106 | 824 | 14.2 |



13 JUSTINE PISSOTT

@justinepissott
@j.usssssyyy
@justinepissott

G/F // 6-4 // Jr. // Toms River, N.J. (Tennessee)

SEASON HIGHS

Points // 7, at Florida (01/30/25)
 FG Made // 2 (3x), Last: at Florida (01/30/25)
 FG Attempts // 5 (2x), Last: Arkansas (01/23/25)
 3-Pt Made // 2 (2x), Last: at Auburn (02/16/25)
 3-Pt Attempt // 4, Arkansas (01/23/25)
 FT Made // 4, at Texas (02/06/25)
 FT Attempt // 4, at Texas (02/06/25)
 Rebounds // 7, Appalachian State (12/1/24)
 Assists // 2, Ole Miss (02/02/25)
 Steals // 1 (3x), Last: West Georgia (12/21/24)
 Blocks // --
 Minutes // 14, Butler (11/17/24)

CAREER HIGHS

Points // 17, Dayton (12/20/23)
 FG Made // 6, Dayton (12/20/23)
 FG Attempts // 13, Radford (12/31/23)
 3-Pt Made // 5, Dayton (12/20/23)
 3-Pt Attempt // 8, Georgia (03/03/24)
 FT Made // 4, at Texas (02/06/25)
 FT Attempt // 4, at Texas (02/06/25)
 Rebounds // 7, Appalachian State (12/1/24)
 Assists // 4 (2x), Last: at UT Martin (11/09/23)
 Steals // 2 (2x), Last: at Missouri (02/29/24)
 Blocks // 3, at UT Martin (11/09/23)
 Minutes // 33 (2x), Last: Georgia (03/03/24)

- Played in 17 games this season
- Pulled down a career-high seven reb. vs. App State (Dec. 1)
- Scored a season-high seven points at Florida (Jan. 30)
- Appeared in 50 games and made 29 starts at Vanderbilt
- Transferred to Vanderbilt after one season at Tennessee
- ESPN 5-Star Recruit & McDonald's All-American ('22)

| SUPERLATIVES | 24-25 CAREER | SUPERLATIVES | 24-25 CAREER |
|-----------------|--------------|------------------|--------------|
| 10+ POINTS | -- 8 | 3+ STEALS | -- -- |
| 15+ POINTS | -- 2 | 2+ BLOCKS | -- 2 |
| 20+ POINTS | -- -- | DOUBLE-DOUBLES | -- -- |
| 30+ POINTS | -- -- | LED VANDY IN PTS | -- -- |
| MADE 3+ 3-PT FG | -- 10 | LED VANDY IN REB | 1 1 |
| 10+ REBS | -- -- | LED VANDY IN AST | -- -- |
| 3+ ASSISTS | -- 3 | LED VANDY IN STL | -- -- |
| | | LED VANDY IN BLK | -- 9 |

GAME-BY-GAME

| DATE | OPPONENT | GS | MIN | FGM/A | FG% | 3FG/A | 3P% | FTM/A | FG% | OFF | DEF | TOT | AVG | PF | AST | T/O | BLK | STL | PTS | AVG | |
|--------------|-------------------|----------|---------------|--------------|-------------|--------------|-------------|------------|-------------|-----------|-----------|-----------|------------|-----------|----------|----------|----------|----------|-----------|------------|--|
| 11.4.24 | LIPSCOMB | | | | | | | | | | | | | | | | | | | | |
| 11.8.24 | AUSTIN PEAY | | | | | | | | | | | | | | | | | | | | |
| 11.14.24 | AT SOUTH FLORIDA | | | | | | | | | | | | | | | | | | | | |
| 11.17.24 | BUTLER | | 14:22 | 1-4 | .250 | 0-2 | .000 | 2-2 | 1.000 | 2 | 4 | 6 | 6.0 | 2 | 0 | 1 | 0 | 0 | 4 | 4.0 | |
| 11.20.24 | HAMPTON | | 09:51 | 1-5 | .200 | 1-3 | .333 | 0-0 | .000 | 1 | 1 | 2 | 4.0 | 2 | 0 | 0 | 0 | 1 | 3 | 3.5 | |
| 11.22.24 | SAMFORD | | 05:59 | 2-2 | 1.000 | 2-2 | 1.000 | 0-0 | .000 | 0 | 0 | 0 | 2.7 | 0 | 0 | 0 | 0 | 0 | 6 | 4.3 | |
| 11.26.24 | VS. ARIZONA | | 04:06 | 1-2 | .500 | 0-1 | .000 | 0-0 | .000 | 0 | 0 | 0 | 2.0 | 0 | 0 | 0 | 0 | 0 | 2 | 3.8 | |
| 11.27.24 | VS. MICHIGAN ST. | | 04:53 | 0-1 | .000 | 0-1 | .000 | 0-0 | .000 | 0 | 1 | 1 | 1.8 | 0 | 1 | 0 | 0 | 1 | 0 | 3.0 | |
| 12.1.24 | APPALACHIAN ST. | | 16:19 | 1-7 | .143 | 1-6 | .167 | 0-0 | .000 | 2 | 5 | 7 | 2.7 | 0 | 1 | 0 | 0 | 0 | 3 | 3.0 | |
| 12.4.24 | AT MIAMI | | | | | | | | | | | | | | | | | | | | |
| 12.14.24 | EVANSVILLE | | 07:29 | 1-3 | .333 | 0-1 | .000 | 0-0 | .000 | 1 | 0 | 1 | 2.4 | 0 | 0 | 0 | 0 | 0 | 2 | 2.9 | |
| 12.19.24 | AT DAYTON | | | | | | | | | | | | | | | | | | | | |
| 12.21.24 | WEST GEORGIA | | 11:13 | 1-2 | .500 | 1-1 | 1.000 | 0-2 | .000 | 1 | 4 | 5 | 2.8 | 1 | 1 | 1 | 0 | 1 | 3 | 2.9 | |
| 12.29.24 | ALABAMA A&M | | 04:01 | 1-1 | 1.000 | 0-0 | .000 | 0-0 | .000 | 0 | 0 | 0 | 2.4 | 0 | 0 | 0 | 0 | 0 | 2 | 2.8 | |
| 1.2.25 | GEORGIA | | | | | | | | | | | | | | | | | | | | |
| 1.5.25 | KENTUCKY | | | | | | | | | | | | | | | | | | | | |
| 1.9.25 | AT OLE MISS | | 04:09 | 0-1 | .000 | 0-1 | .000 | 0-0 | .000 | 0 | 0 | 0 | 2.2 | 0 | 0 | 1 | 0 | 0 | 0 | 2.5 | |
| 1.13.25 | AT LSU | | | | | | | | | | | | | | | | | | | | |
| 1.19.25 | TENNESSEE | | 03:24 | 0-0 | .000 | 0-0 | .000 | 0-0 | .000 | 0 | 0 | 0 | 2.0 | 0 | 0 | 0 | 0 | 0 | 0 | 2.3 | |
| 1.23.25 | ARKANSAS | | 10:55 | 2-5 | .400 | 1-4 | .250 | 0-0 | .000 | 1 | 3 | 4 | 2.2 | 1 | 1 | 0 | 1 | 0 | 5 | 2.5 | |
| 1.26.25 | AT ALABAMA | | | | | | | | | | | | | | | | | | | | |
| 1.30.25 | AT FLORIDA | | 10:33 | 3-4 | .750 | 1-2 | .500 | 0-0 | .000 | 0 | 2 | 2 | 2.2 | 0 | 1 | 1 | 0 | 0 | 7 | 2.8 | |
| 2.2.25 | OLE MISS | | 10:20 | 0-1 | .000 | 0-1 | .000 | 0-0 | .000 | 0 | 1 | 1 | 2.1 | 2 | 2 | 2 | 0 | 0 | 0 | 2.6 | |
| 2.6.25 | AT TEXAS | | 13:25 | 0-1 | .000 | 0-1 | .000 | 4-4 | 1.000 | 3 | 1 | 4 | 2.2 | 4 | 1 | 3 | 0 | 0 | 4 | 2.7 | |
| 2.13.25 | MISSISSIPPI STATE | | 09:28 | 1-2 | .500 | 1-2 | .500 | 0-0 | .000 | 1 | 0 | 1 | 2.1 | 1 | 1 | 0 | 0 | 0 | 3 | 2.8 | |
| 2.16.25 | AT AUBURN | | 10:43 | 2-3 | .667 | 2-3 | .667 | 0-0 | .000 | 0 | 0 | 0 | 2.0 | 1 | 0 | 0 | 0 | 0 | 6 | 2.9 | |
| 2.20.25 | AT OKLAHOMA | | | | | | | | | | | | | | | | | | | | |
| 2.23.25 | SOUTH CAROLINA | | | | | | | | | | | | | | | | | | | | |
| 2.27.25 | TEXAS A&M | | | | | | | | | | | | | | | | | | | | |
| 3.2.25 | AT MISSOURI | | | | | | | | | | | | | | | | | | | | |
| TOTAL | | 0 | 151:11 | 17-44 | .386 | 10-31 | .323 | 6-8 | .750 | 12 | 22 | 34 | 2.0 | 14 | 9 | 9 | 1 | 3 | 50 | 2.9 | |

CAREER STATS

| YEAR | GP | GS | MIN | AVG | FG | FGA | PCT | 3FG | 3FGA | 3PCT | FT | FTA | PCT | OFF | DEF | TOT | AVG | PF | FO | AST | TO | BLK | STL | PTS | AVG |
|---------------|-----------|-----------|-------------|-------------|------------|------------|-------------|-----------|------------|-------------|-----------|-----------|-------------|-----------|-----------|------------|------------|-----------|----------|-----------|-----------|-----------|-----------|------------|------------|
| 2022-23* | 27 | 0 | 189 | 7.0 | 20 | 60 | .333 | 12 | 46 | .261 | 2 | 2 | 1.000 | 6 | 20 | 26 | 1.0 | 20 | 0 | 10 | 12 | 4 | 1 | 54 | 2.0 |
| 2023-24 | 33 | 28 | 698 | 21.2 | 80 | 225 | .356 | 52 | 141 | .369 | 12 | 16 | .750 | 14 | 57 | 71 | 2.2 | 54 | 1 | 25 | 40 | 17 | 10 | 224 | 6.8 |
| 2024-25 | 17 | 0 | 151 | 8.9 | 17 | 44 | .386 | 10 | 31 | .323 | 6 | 8 | .750 | 12 | 22 | 34 | 2.0 | 14 | 0 | 9 | 9 | 1 | 3 | 50 | 2.9 |
| VANDY | 50 | 28 | 850 | 17.0 | 97 | 269 | .361 | 62 | 172 | .360 | 18 | 24 | .750 | 26 | 79 | 105 | 2.1 | 68 | 1 | 34 | 49 | 18 | 13 | 274 | 5.5 |
| CAREER | 77 | 28 | 1039 | 13.5 | 117 | 329 | .356 | 74 | 218 | .339 | 20 | 26 | .769 | 32 | 99 | 131 | 1.7 | 88 | 1 | 44 | 61 | 22 | 14 | 328 | 4.3 |

*at Tennessee



14 AIYANA MITCHELL

@AiyanaMitchell17
@aiyanamitchell12
@aiyanajm22

F // 6-4 // So. // Colorado Springs, Colo. (Fountain-Fort Carson HS)

SEASON HIGHS

Points // 10 (2x), Last: Appalachian St. (12/1/24)
FG Made // 4 (2x), Last: Appalachian St. (12/1/24)
FG Attempts // 10, Appalachian St. (12/1/24)
3-Pt Made // --
3-Pt Attempt // --
FT Made // 5, vs. Arizona (11/26/24)
FT Attempt // 6, vs. Arizona (11/26/24)
Rebounds // 7, at Auburn (02/16/25)
Assists // 2 (2x), Last: Miss. State (02/13/25)
Steals // 3 (2x), Last: Miss. State (02/13/25)
Blocks // 4, at Auburn (02/16/25)
Minutes // 21, at Auburn (02/16/25)

CAREER HIGHS

Points // 10 (2x), Last: Appalachian St. (12/1/24)
FG Made // 4 (2x), Last: Appalachian St. (12/1/24)
FG Attempts // 10, Appalachian St. (12/1/24)
3-Pt Made // --
3-Pt Attempt // --
FT Made // 5, vs. Arizona (11/26/24)
FT Attempt // 6, vs. Arizona (11/26/24)
Rebounds // 7, at Auburn (02/16/25)
Assists // 2 (2x), Last: Miss. State (02/13/25)
Steals // 3 (2x), Last: Miss. State (02/13/25)
Blocks // 4, at Auburn (02/16/25)
Minutes // 21, at Auburn (02/16/25)

- Leads the team in blocks with 19
- Scored a career-high 10 points vs. Samford (Nov. 22) & App State (Dec. 1)
- Made her first career start vs. App State on Dec. 1 and matched her career-high in points scored with 10 pts
- Recorded a career-best 7 reb at Auburn (Feb. 16)
- Averaging a career-high 3.8 ppg and 3.2 rpg in 26 games in '24-25
- Appeared in all 26 games off the bench

| | SUPERLATIVES | 24-25 CAREER | SUPERLATIVES | 24-25 CAREER |
|-----------------|--------------|--------------|------------------|--------------|
| 10+ POINTS | 2 | 2 | 3+ STEALS | 2 |
| 15+ POINTS | -- | -- | 2+ BLOCKS | 5 |
| 20+ POINTS | -- | -- | DOUBLE-DOUBLES | -- |
| 30+ POINTS | -- | -- | LED VANDY IN PTS | -- |
| MADE 3+ 3-PT FG | -- | -- | LED VANDY IN REB | 2 |
| 10+ REBS | -- | -- | LED VANDY IN AST | -- |
| 3+ ASSISTS | -- | -- | LED VANDY IN STL | 1 |
| | | | LED VANDY IN BLK | 9 |

GAME-BY-GAME

| DATE | OPPONENT | GS | MIN | FGM/A | FG% | 3FG/A | 3P% | FTM/A | FG% | OFF | DEF | TOT | AVG | PF | AST | T/O | BLK | STL | PTS | AVG |
|--------------|-------------------|----------|---------------|--------------|-------------|------------|-------------|--------------|-------------|-----------|-----------|-----------|------------|-----------|----------|-----------|-----------|-----------|-----------|------------|
| 11.4.24 | LIPSCOMB | | 11:58 | 3-4 | .750 | 0-0 | .000 | 2-5 | .400 | 1 | 1 | 2 | 2.0 | 0 | 0 | 0 | 1 | 0 | 8 | 8.0 |
| 11.8.24 | AUSTIN PEAY | | 16:19 | 2-4 | .500 | 0-0 | .000 | 1-2 | .500 | 2 | 2 | 4 | 3.0 | 2 | 0 | 0 | 0 | 0 | 5 | 6.5 |
| 11.14.24 | AT SOUTH FLORIDA | | 12:20 | 1-3 | .333 | 0-0 | .000 | 0-0 | .000 | 3 | 2 | 5 | 3.7 | 1 | 0 | 0 | 0 | 1 | 2 | 5.0 |
| 11.17.24 | BUTLER | | 14:11 | 3-5 | .600 | 0-0 | .000 | 0-1 | .000 | 4 | 1 | 5 | 4.0 | 0 | 1 | 3 | 0 | 0 | 6 | 5.3 |
| 11.20.24 | HAMPTON | | 12:33 | 2-2 | 1.000 | 0-0 | .000 | 0-0 | .000 | 0 | 1 | 1 | 3.4 | 0 | 1 | 0 | 0 | 0 | 4 | 5.0 |
| 11.22.24 | SAMFORD | | 14:45 | 4-8 | .500 | 0-0 | .000 | 2-4 | .500 | 2 | 0 | 2 | 3.2 | 2 | 0 | 1 | 1 | 3 | 10 | 5.8 |
| 11.26.24 | VS. ARIZONA | | 04:01 | 0-0 | .000 | 0-0 | .000 | 5-6 | .833 | 2 | 0 | 2 | 3.0 | 3 | 0 | 1 | 0 | 0 | 5 | 5.7 |
| 11.27.24 | VS. MICHIGAN ST. | | 10:45 | 3-3 | 1.000 | 0-0 | .000 | 0-0 | .000 | 2 | 4 | 6 | 3.4 | 4 | 0 | 2 | 1 | 1 | 6 | 5.8 |
| 12.1.24 | APPALACHIAN ST. * | | 20:01 | 4-10 | .400 | 0-0 | .000 | 2-2 | 1.000 | 4 | 2 | 6 | 3.7 | 2 | 0 | 0 | 0 | 0 | 10 | 6.2 |
| 12.4.24 | AT MIAMI | | 02:11 | 1-1 | 1.000 | 0-0 | .000 | 0-0 | .000 | 0 | 0 | 0 | 3.3 | 2 | 0 | 1 | 0 | 0 | 2 | 5.8 |
| 12.14.24 | EVANSVILLE | | 12:17 | 2-3 | .667 | 0-0 | .000 | 0-0 | .000 | 1 | 3 | 4 | 3.4 | 1 | 0 | 0 | 2 | 2 | 4 | 5.6 |
| 12.19.24 | AT DAYTON | | 12:09 | 1-1 | 1.000 | 0-0 | .000 | 0-0 | .000 | 1 | 2 | 3 | 3.3 | 1 | 0 | 0 | 0 | 1 | 2 | 5.3 |
| 12.21.24 | WEST GEORGIA | | 16:07 | 2-4 | .500 | 0-0 | .000 | 4-4 | 1.000 | 3 | 2 | 5 | 3.5 | 0 | 2 | 0 | 2 | 0 | 8 | 5.5 |
| 12.29.24 | ALABAMA A&M | | 10:24 | 3-4 | .750 | 0-0 | .000 | 0-1 | .000 | 0 | 4 | 4 | 3.5 | 1 | 0 | 2 | 0 | 0 | 6 | 5.6 |
| 1.2.25 | GEORGIA | | 12:02 | 2-3 | .667 | 0-0 | .000 | 0-0 | .000 | 0 | 4 | 4 | 3.5 | 4 | 0 | 0 | 1 | 2 | 4 | 5.5 |
| 1.5.25 | KENTUCKY | | 09:03 | 1-1 | 1.000 | 0-0 | .000 | 2-4 | .500 | 1 | 0 | 1 | 3.4 | 0 | 0 | 0 | 0 | 0 | 4 | 5.4 |
| 1.9.25 | AT OLE MISS | | 12:10 | 1-1 | 1.000 | 0-0 | .000 | 0-0 | .000 | 0 | 3 | 3 | 3.4 | 1 | 1 | 1 | 0 | 0 | 2 | 5.2 |
| 1.13.25 | AT LSU | | 02:55 | 0-0 | .000 | 0-0 | .000 | 0-0 | .000 | 1 | 0 | 1 | 3.2 | 2 | 0 | 0 | 0 | 0 | 0 | 4.9 |
| 1.19.25 | TENNESSEE | | 05:48 | 0-1 | .000 | 0-0 | .000 | 0-0 | .000 | 2 | 0 | 2 | 3.2 | 2 | 0 | 1 | 0 | 0 | 0 | 4.6 |
| 1.23.25 | ARKANSAS | | 12:01 | 1-3 | .333 | 0-0 | .000 | 0-0 | .000 | 2 | 0 | 2 | 3.1 | 1 | 1 | 2 | 1 | 1 | 2 | 4.5 |
| 1.26.25 | AT ALABAMA | | 05:49 | 0-2 | .000 | 0-0 | .000 | 0-0 | .000 | 2 | 1 | 3 | 3.1 | 1 | 0 | 1 | 0 | 0 | 0 | 4.3 |
| 1.30.25 | AT FLORIDA | | 17:30 | 1-1 | 1.000 | 0-0 | .000 | 1-1 | 1.000 | 0 | 2 | 2 | 3.0 | 4 | 1 | 2 | 3 | 0 | 3 | 4.2 |
| 2.2.25 | OLE MISS | | 07:44 | 0-0 | .000 | 0-0 | .000 | 0-0 | .000 | 1 | 1 | 2 | 3.0 | 2 | 0 | 1 | 0 | 0 | 0 | 4.0 |
| 2.6.25 | AT TEXAS | | 09:53 | 2-2 | 1.000 | 0-0 | .000 | 0-0 | .000 | 0 | 3 | 3 | 3.0 | 0 | 0 | 0 | 1 | 0 | 4 | 4.0 |
| 2.13.25 | MISSISSIPPI STATE | | 18:12 | 0-4 | .000 | 0-0 | .000 | 0-0 | .000 | 1 | 3 | 4 | 3.0 | 2 | 2 | 1 | 2 | 3 | 0 | 3.9 |
| 2.16.25 | AT AUBURN | | 21:01 | 1-1 | 1.000 | 0-0 | .000 | 0-0 | .000 | 1 | 6 | 7 | 3.2 | 3 | 0 | 1 | 4 | 1 | 2 | 3.8 |
| 2.20.25 | AT OKLAHOMA | | | | | | | | | | | | | | | | | | | |
| 2.23.25 | SOUTH CAROLINA | | | | | | | | | | | | | | | | | | | |
| 2.27.25 | TEXAS A&M | | | | | | | | | | | | | | | | | | | |
| 3.2.25 | AT MISSOURI | | | | | | | | | | | | | | | | | | | |
| TOTAL | | 1 | 304:12 | 40-71 | .563 | 0-0 | .000 | 19-30 | .633 | 36 | 47 | 83 | 3.2 | 41 | 9 | 20 | 19 | 15 | 99 | 3.8 |

CAREER STATS

| YEAR | GP | GS | MIN | AVG | FG | FGA | PCT | 3FG | 3FGA | 3PCT | FT | FTA | PCT | OFF | DEF | TOT | AVG | PF | FO | AST | TO | BLK | STL | PTS | AVG |
|---------------|-----------|----------|------------|------------|-----------|-----------|------------|----------|----------|-------------|-----------|-----------|-------------|-----------|-----------|-----------|------------|-----------|----------|----------|-----------|-----------|-----------|------------|------------|
| 2023-24 | 15 | 0 | 58 | 3.9 | 6 | 11 | .545 | 0 | 0 | .000 | 2 | 4 | .500 | 4 | 7 | 11 | 0.7 | 10 | 0 | 0 | 3 | 4 | 0 | 14 | 0.9 |
| 2024-25 | 26 | 1 | 304 | 11.7 | 40 | 71 | .563 | 0 | 0 | .000 | 19 | 30 | .633 | 36 | 47 | 83 | 3.2 | 41 | 0 | 9 | 20 | 19 | 15 | 99 | 3.8 |
| CAREER | 41 | 1 | 363 | 8.8 | 46 | 82 | .56 | 0 | 0 | .000 | 21 | 34 | .618 | 40 | 54 | 94 | 2.3 | 51 | 0 | 9 | 23 | 23 | 15 | 113 | 2.8 |



23 IYANA MOORE

@iyanamoore_
@yanam23
@imoore_23

G // 5-8 // Sr. // Milwaukee, Wis. (Blackman HS)

SEASON HIGHS

Points // 23, at LSU (01/13/25)
 FG Made // 7 (2x), Last: Arkansas (01/23/25)
 FG Attempts // 20, vs. Michigan State (11/27/24)
 3-Pt Made // 5 (2x), Last: at LSU (01/13/25)
 3-Pt Attempt // 13, Kentucky (01/05/25)
 FT Made // 6, at LSU (01/13/25)
 FT Attempt // 8, at LSU (01/13/25)
 Rebounds // 7, at Florida (01/30/25)
 Assists // 7 (2x), Last: Alabama A&M (12/29/24)
 Steals // 3 (3x), Last: Miss. State (02/13/25)
 Blocks // 2, Georgia (01/02/25)
 Minutes // 40 (2x) Last: Miss. State (02/13/25)

CAREER HIGHS

Points // 37, at Kentucky (01/11/14)
 FG Made // 14, at Kentucky (01/11/14)
 FG Attempts // 21, Alabama State (12/28/21)
 3-Pt Made // 9, Alabama State (12/28/21)
 3-Pt Attempt // 13, Kentucky (01/05/25)
 FT Made // 9, vs. Iowa State (11/24/23)
 FT Attempt // 10, vs. Iowa State (11/24/23)
 Rebounds // 9, at Missouri (02/29/24)
 Assists // 8, at Kentucky (02/17/22)
 Steals // 4 (4x), Last: Fairfield (11/12/23)
 Blocks // 2, Georgia (01/02/25)
 Minutes // 43, Alabama (02/06/22)

- Scored a season-high 23 pts at No. 5/4 LSU (Jan. 13)
- Third on the team in scoring at 12.9 ppg
- Her 1,235 pts ranks 25th in Vanderbilt history
- Became the 42nd Commodore to score 1,000 pts on Dec. 1 vs. App State
- Her career 188 made 3-point FG pts ranks 8th in Vanderbilt history

| SUPERLATIVES | | 24-25 CAREER | | SUPERLATIVES | | 24-25 CAREER | |
|-----------------|----|--------------|------------------|--------------|----|--------------|--|
| 10+ POINTS | 19 | 62 | 3+ STEALS | 3 | 15 | | |
| 15+ POINTS | 10 | 37 | 2+ BLOCKS | 1 | 1 | | |
| 20+ POINTS | 2 | 15 | DOUBLE-DOUBLES | -- | -- | | |
| 30+ POINTS | -- | 2 | LED VANDY IN PTS | 1 | 30 | | |
| MADE 3+ 3-PT FG | 11 | 30 | LED VANDY IN REB | -- | -- | | |
| 10+ REBS | -- | -- | LED VANDY IN AST | 5 | 17 | | |
| 3+ ASSISTS | 10 | 41 | LED VANDY IN STL | 2 | 11 | | |
| | | | LED VANDY IN BLK | 3 | 7 | | |

GAME-BY-GAME

| DATE | OPPONENT | GS | MIN | FGM/A | FG% | 3FG/A | 3P% | FTM/A | FG% | OFF | DEF | TOT | AVG | PF | AST | T/O | BLK | STL | PTS | AVG | |
|--------------|-------------------|----|-----------|---------------|----------------|-------------|---------------|-------------|--------------|-------------|-----------|-----------|-----------|------------|-----------|-----------|-----------|----------|-----------|------------|-------------|
| 11.4.24 | LIPSCOMB | * | 27:18 | 6-12 | .500 | 2-4 | .500 | 1-1 | 1.000 | 3 | 3 | 6 | 6.0 | 1 | 1 | 1 | 0 | 1 | 15 | 15.0 | |
| 11.8.24 | AUSTIN PEAY | * | 24:23 | 5-8 | .625 | 1-3 | .333 | 5-6 | .833 | 1 | 2 | 3 | 4.5 | 3 | 3 | 2 | 0 | 0 | 16 | 15.5 | |
| 11.14.24 | AT SOUTH FLORIDA | | 12:04 | 1-3 | .333 | 0-2 | .000 | 0-2 | .000 | 0 | 0 | 0 | 3.0 | 2 | 0 | 0 | 0 | 0 | 2 | 11.0 | |
| 11.17.24 | BUTLER | | | | | | | | | | | | | | | | | | | | |
| DNP - INJURY | | | | | | | | | | | | | | | | | | | | | |
| 11.20.24 | HAMPTON | * | 22:16 | 5-10 | .500 | 2-7 | .286 | 0-0 | .000 | 0 | 3 | 3 | 3.0 | 0 | 1 | 1 | 0 | 0 | 12 | 11.3 | |
| 11.22.24 | SAMFORD | * | 34:08 | 4-10 | .400 | 3-7 | .429 | 0-0 | .000 | 1 | 5 | 6 | 3.6 | 3 | 2 | 1 | 0 | 1 | 11 | 11.2 | |
| 11.26.24 | VS. ARIZONA | * | 37:20 | 1-9 | .111 | 1-2 | .500 | 0-0 | .000 | 0 | 0 | 0 | 3.0 | 3 | 4 | 7 | 0 | 3 | 3 | 9.8 | |
| 11.27.24 | VS. MICHIGAN ST. | * | 40:00 | 5-20 | .250 | 2-7 | .286 | 5-7 | .714 | 0 | 4 | 4 | 3.1 | 4 | 3 | 8 | 0 | 0 | 17 | 10.9 | |
| 12.1.24 | APPALACHIAN ST. | * | 25:43 | 4-11 | .364 | 3-9 | .333 | 2-2 | 1.000 | 0 | 2 | 2 | 3.0 | 1 | 2 | 1 | 0 | 0 | 13 | 11.1 | |
| 12.4.24 | AT MIAMI | * | 35:21 | 4-11 | .364 | 3-6 | .500 | 2-2 | 1.000 | 1 | 2 | 3 | 3.0 | 2 | 7 | 5 | 1 | 2 | 13 | 11.3 | |
| 12.14.24 | EVANSVILLE | * | 20:25 | 3-10 | .300 | 1-7 | .143 | 3-4 | .750 | 0 | 1 | 1 | 2.8 | 4 | 3 | 0 | 1 | 0 | 10 | 11.2 | |
| 12.19.24 | AT DAYTON | * | 38:36 | 5-16 | .313 | 4-9 | .444 | 0-0 | .000 | 0 | 3 | 3 | 2.8 | 2 | 4 | 3 | 0 | 1 | 14 | 11.5 | |
| 12.21.24 | WEST GEORGIA | * | 21:29 | 5-16 | .313 | 3-9 | .333 | 3-4 | .750 | 1 | 1 | 2 | 2.8 | 0 | 0 | 2 | 0 | 1 | 16 | 11.8 | |
| 12.29.24 | ALABAMA A&M | * | 33:44 | 7-17 | .412 | 2-7 | .286 | 0-0 | .000 | 2 | 2 | 4 | 2.8 | 1 | 7 | 2 | 0 | 1 | 16 | 12.2 | |
| 1.2.25 | GEORGIA | * | 35:22 | 5-10 | .500 | 3-6 | .500 | 3-3 | 1.000 | 2 | 1 | 3 | 2.9 | 3 | 4 | 2 | 2 | 0 | 16 | 12.4 | |
| 1.5.25 | KENTUCKY | * | 36:27 | 5-16 | .313 | 5-13 | .385 | 2-2 | 1.000 | 1 | 1 | 2 | 2.8 | 4 | 2 | 2 | 0 | 1 | 17 | 12.7 | |
| 1.9.25 | AT OLE MISS | * | 37:52 | 5-13 | .385 | 2-7 | .286 | 2-2 | 1.000 | 0 | 4 | 4 | 2.9 | 0 | 2 | 3 | 0 | 2 | 14 | 12.8 | |
| 1.13.25 | AT LSU | * | 38:32 | 6-10 | .600 | 5-8 | .625 | 6-8 | .750 | 1 | 1 | 2 | 2.8 | 3 | 0 | 2 | 0 | 3 | 23 | 13.4 | |
| 1.19.25 | TENNESSEE | * | 37:57 | 7-16 | .438 | 3-8 | .375 | 0-0 | .000 | 2 | 4 | 6 | 3.0 | 1 | 2 | 2 | 1 | 0 | 17 | 13.6 | |
| 1.23.25 | ARKANSAS | * | 28:05 | 7-12 | .583 | 2-4 | .500 | 2-2 | 1.000 | 0 | 2 | 2 | 2.9 | 0 | 0 | 3 | 0 | 2 | 18 | 13.8 | |
| 1.26.25 | AT ALABAMA | * | 38:53 | 3-12 | .250 | 0-5 | .000 | 2-2 | 1.000 | 0 | 0 | 0 | 2.8 | 2 | 2 | 2 | 0 | 1 | 8 | 13.6 | |
| 1.30.25 | AT FLORIDA | * | 32:05 | 8-16 | .500 | 3-7 | .429 | 3-4 | .750 | 3 | 4 | 7 | 3.0 | 5 | 6 | 5 | 0 | 1 | 22 | 14.0 | |
| 2.2.25 | OLE MISS | * | 39:06 | 3-13 | .231 | 1-4 | .250 | 3-3 | 1.000 | 2 | 2 | 4 | 3.0 | 2 | 1 | 3 | 0 | 1 | 10 | 13.8 | |
| 2.6.25 | AT TEXAS | * | 33:21 | 2-8 | .250 | 1-4 | .250 | 2-2 | 1.000 | 1 | 2 | 3 | 3.0 | 5 | 1 | 4 | 0 | 1 | 7 | 13.5 | |
| 2.13.25 | MISSISSIPPI STATE | * | 40:21 | 3-12 | .250 | 0-6 | .000 | 4-4 | 1.000 | 0 | 0 | 0 | 2.9 | 4 | 5 | 1 | 0 | 3 | 10 | 13.3 | |
| 2.16.25 | AT AUBURN | * | 19:09 | 1-4 | .250 | 0-2 | .000 | 0-0 | .000 | 1 | 2 | 3 | 2.9 | 0 | 1 | 0 | 0 | 0 | 2 | 12.9 | |
| 2.20.25 | AT OKLAHOMA | | | | | | | | | | | | | | | | | | | | |
| 2.23.25 | SOUTH CAROLINA | | | | | | | | | | | | | | | | | | | | |
| 2.27.25 | TEXAS A&M | | | | | | | | | | | | | | | | | | | | |
| 3.2.25 | AT MISSOURI | | | | | | | | | | | | | | | | | | | | |
| TOTAL | | | 24 | 789:57 | 110-295 | .373 | 52-153 | .340 | 50-60 | .833 | 22 | 51 | 73 | 2.9 | 55 | 63 | 62 | 5 | 25 | 322 | 12.9 |

CAREER STATS

| YEAR | GP | GS | MIN | AVG | FG | FGA | PCT | 3FG | 3FGA | 3PCT | FT | FTA | PCT | OFF | DEF | TOT | AVG | PF | FO | AST | TO | BLK | STL | PTS | AVG |
|--------------|-----------------------------|-----------|-------------|-------------|------------|-------------|-------------|------------|------------|-------------|------------|------------|-------------|-----------|------------|------------|------------|------------|----------|------------|------------|-----------|------------|-------------|-------------|
| 2021-22 | 35 | 17 | 1136 | 32.5 | 148 | 396 | .374 | 79 | 207 | .382 | 69 | 86 | .802 | 32 | 71 | 103 | 2.9 | 67 | 1 | 89 | 99 | 6 | 55 | 444 | 12.7 |
| 2022-23 | MISSED SEASON DUE TO INJURY | | | | | | | | | | | | | | | | | | | | | | | | |
| 2023-24 | 33 | 33 | 1089 | 33.0 | 151 | 399 | .378 | 57 | 171 | .333 | 110 | 133 | .827 | 32 | 83 | 115 | 3.5 | 81 | 0 | 91 | 83 | 3 | 45 | 469 | 14.2 |
| 2024-25 | 25 | 24 | 790 | 31.6 | 110 | 295 | .373 | 52 | 153 | .340 | 50 | 60 | .833 | 22 | 51 | 73 | 2.9 | 55 | 2 | 63 | 62 | 5 | 25 | 322 | 12.9 |
| TOTAL | 93 | 74 | 3015 | 32.4 | 409 | 1090 | .375 | 188 | 531 | .354 | 229 | 279 | .821 | 86 | 205 | 291 | 3.1 | 203 | 3 | 243 | 244 | 14 | 125 | 1235 | 13.3 |



24 AGA MAKURAT

@a.makurat24

G // 6-3 // So. // Sierakowice, Poland (Sopocka Akademia Tenisowa)

SEASON HIGHS

Points // 10, App State (12/1/24)
 FG Made // 4, App State (12/1/24)
 FG Attempts // 8 (2x), Last: App State (12/1/24)
 3-Pt Made // 2 (3x), Last: Alabama A&M (12/29/24)
 3-Pt Attempt // 6, at South Florida (11/14/24)
 FT Made // 1, App State (12/1/24)
 FT Attempt // 1, App State (12/1/24)
 Rebounds // 5 (2x), Last: West Georgia (12/21/24)
 Assists // 3, App State (12/1/24)
 Steals // 1 (3x), Last: Alabama A&M (12/29/24)
 Blocks // 2 (2x), Last: Hampton (11/20/24)
 Minutes // 20, App State (12/1/24)

CAREER HIGHS

Points // 18 (2x), Last: at South Carolina (01/28/24)
 FG Made // 6, at South Carolina (01/28/24)
 FG Attempts // 9 (3x), Last: at South Carolina (01/28/24)
 3-Pt Made // 5, Western Kentucky (11/15/23)
 3-Pt Attempt // 7 (2x), Last: at South Carolina (01/28/24)
 FT Made // 3, Western Kentucky (11/15/23)
 FT Attempt // 4, Western Kentucky (11/15/23)
 Rebounds // 7, at South Carolina (01/28/24)
 Assists // 3 (3x), Last: App State (12/1/24)
 Steals // 2, Kennesaw State (11/06/23)
 Blocks // 3, Florida (01/07/24)
 Minutes // 24, at South Carolina (01/28/24)

- Scored a season-high 10 pts vs. App State (Dec. 1)
- Played in 11 games off the bench this season
- Appeared in 44 games and made three starts at Vanderbilt
- Shot 32.2% from behind the arc in '23-24
- Led the Commodores in scoring twice in '23-24

| | 24-25 CAREER | | 24-25 CAREER | |
|-----------------|--------------|----|------------------|----|
| 10+ POINTS | 1 | 4 | 3+ STEALS | -- |
| 15+ POINTS | -- | 2 | 2+ BLOCKS | 2 |
| 20+ POINTS | -- | -- | DOUBLE-DOUBLES | -- |
| 30+ POINTS | -- | -- | LED VANDY IN PTS | 2 |
| MADE 3+ 3-PT FG | -- | 3 | LED VANDY IN REB | 1 |
| 10+ REBS | -- | -- | LED VANDY IN AST | -- |
| 3+ ASSISTS | 1 | 3 | LED VANDY IN STL | -- |
| | | | LED VANDY IN BLK | 7 |

GAME-BY-GAME

| DATE | OPPONENT | GS | MIN | FGM/A | FG% | 3FG/A | 3P% | FTM/A | FG% | OFF | DEF | TOT | AVG | PF | AST | T/O | BLK | STL | PTS | AVG |
|--------------|-------------------|----------|---------------|--------------|-------------|-------------|-------------|------------|--------------|----------|-----------|-----------|------------|----------|-----------|----------|----------|----------|-----------|------------|
| 11.4.24 | LIPSCOMB | | 18:13 | 1-8 | .125 | 1-5 | .200 | 0-0 | .000 | 1 | 3 | 4 | 4.0 | 1 | 0 | 1 | 0 | 0 | 3 | 3.0 |
| 11.8.24 | AUSTIN PEAY | | 17:21 | 2-5 | .400 | 2-5 | .400 | 0-0 | .000 | 0 | 4 | 4 | 4.0 | 1 | 2 | 1 | 2 | 0 | 6 | 4.5 |
| 11.14.24 | AT SOUTH FLORIDA | | 14:16 | 1-7 | .143 | 0-6 | .000 | 0-0 | .000 | 1 | 1 | 2 | 3.3 | 0 | 0 | 0 | 0 | 0 | 2 | 3.7 |
| 11.17.24 | BUTLER | | 07:12 | 1-2 | .500 | 1-1 | 1.000 | 0-0 | .000 | 0 | 0 | 0 | 2.5 | 1 | 1 | 1 | 0 | 1 | 3 | 3.5 |
| 11.20.24 | HAMPTON | | 16:30 | 2-5 | .400 | 2-5 | .400 | 0-0 | .000 | 1 | 4 | 5 | 3.0 | 0 | 1 | 0 | 2 | 0 | 6 | 4.0 |
| 11.22.24 | SAMFORD | | 04:02 | 0-2 | .000 | 0-1 | .000 | 0-0 | .000 | 0 | 1 | 1 | 2.7 | 0 | 0 | 1 | 0 | 0 | 0 | 3.3 |
| 11.26.24 | VS. ARIZONA | | | | | | | | | | | | | | | | | | | |
| 11.27.24 | VS. MICHIGAN ST. | | | | | | | | | | | | | | | | | | | |
| 12.1.24 | APPALACHIAN ST. | | 19:47 | 4-8 | .500 | 1-4 | .250 | 1-1 | 1.000 | 1 | 3 | 4 | 2.9 | 0 | 3 | 1 | 0 | 1 | 10 | 4.3 |
| 12.4.24 | AT MIAMI | | | | | | | | | | | | | | | | | | | |
| 12.14.24 | EVANSVILLE | | 07:45 | 0-3 | .000 | 0-3 | .000 | 0-0 | .000 | 0 | 2 | 2 | 2.8 | 0 | 0 | 1 | 0 | 0 | 0 | 3.8 |
| 12.19.24 | AT DAYTON | | | | | | | | | | | | | | | | | | | |
| 12.21.24 | WEST GEORGIA | | 16:42 | 0-4 | .000 | 0-4 | .000 | 0-0 | .000 | 3 | 2 | 5 | 3.0 | 0 | 2 | 1 | 1 | 0 | 0 | 3.3 |
| 12.29.24 | ALABAMA A&M | | 07:14 | 3-4 | .750 | 2-3 | .667 | 0-0 | .000 | 0 | 0 | 0 | 2.7 | 0 | 0 | 0 | 0 | 1 | 8 | 3.8 |
| 1.2.25 | GEORGIA | | | | | | | | | | | | | | | | | | | |
| 1.5.25 | KENTUCKY | | | | | | | | | | | | | | | | | | | |
| 1.9.25 | AT OLE MISS | | | | | | | | | | | | | | | | | | | |
| 1.13.25 | AT LSU | | | | | | | | | | | | | | | | | | | |
| 1.19.25 | TENNESSEE | | | | | | | | | | | | | | | | | | | |
| 1.23.25 | ARKANSAS | | 02:55 | 0-1 | .000 | 0-1 | .000 | 0-0 | .000 | 0 | 0 | 0 | 2.5 | 0 | 1 | 0 | 0 | 0 | 0 | 3.5 |
| 1.26.25 | AT ALABAMA | | | | | | | | | | | | | | | | | | | |
| 1.30.25 | AT FLORIDA | | | | | | | | | | | | | | | | | | | |
| 2.2.25 | OLE MISS | | | | | | | | | | | | | | | | | | | |
| 2.6.25 | AT TEXAS | | | | | | | | | | | | | | | | | | | |
| 2.13.25 | MISSISSIPPI STATE | | | | | | | | | | | | | | | | | | | |
| 2.16.25 | AT AUBURN | | | | | | | | | | | | | | | | | | | |
| 2.20.25 | AT OKLAHOMA | | | | | | | | | | | | | | | | | | | |
| 2.23.25 | SOUTH CAROLINA | | | | | | | | | | | | | | | | | | | |
| 2.27.25 | TEXAS A&M | | | | | | | | | | | | | | | | | | | |
| 3.2.25 | AT MISSOURI | | | | | | | | | | | | | | | | | | | |
| TOTAL | | 0 | 131:58 | 14-49 | .286 | 9-38 | .237 | 1-1 | 1.000 | 7 | 20 | 27 | 2.5 | 3 | 10 | 7 | 5 | 3 | 38 | 3.5 |

CAREER STATS

| YEAR | GP | GS | MIN | AVG | FG | FGA | PCT | 3FG | 3FGA | 3PCT | FT | FTA | PCT | OFF | DEF | TOT | AVG | PF | FO | AST | TO | BLK | STL | PTS | AVG |
|---------------|-----------|----------|------------|-------------|-----------|------------|-------------|-----------|------------|-------------|-----------|-----------|-------------|-----------|-----------|-----------|------------|-----------|----------|-----------|-----------|-----------|-----------|------------|------------|
| 2023-24 | 33 | 3 | 469 | 14.2 | 44 | 129 | .341 | 29 | 90 | .322 | 11 | 14 | .786 | 12 | 37 | 49 | 1.5 | 29 | 0 | 19 | 32 | 13 | 10 | 128 | 3.9 |
| 2024-25 | 11 | 0 | 132 | 12.0 | 14 | 49 | .286 | 9 | 38 | .237 | 1 | 1 | 1.000 | 7 | 20 | 27 | 2.5 | 3 | 0 | 10 | 7 | 5 | 3 | 38 | 3.5 |
| CAREER | 44 | 3 | 601 | 13.7 | 58 | 178 | .326 | 38 | 128 | .297 | 12 | 15 | .800 | 19 | 57 | 76 | 1.7 | 32 | 0 | 29 | 39 | 18 | 13 | 166 | 3.8 |



30 TRINITY WILSON

@trinityy.wilsonn
@trinitywilson_bts
@TrinityWilson30

F // 6-3 // Fr. // Lakeville, Minn. (Lakeville North HS)

SEASON HIGHS

Points // 6, West Georgia (12/21/24)
FG Made // 3, West Georgia (12/21/24)
FG Attempts // 5, West Georgia (12/21/24)
3-Pt Made // --
3-Pt Attempt // --
FT Made // 1, App State (12/1/24)
FT Attempt // 2, Austin Peay (11/8/24)
Rebounds // 5 (2x), Last: Austin Peay (11/8/24)
Assists // 1 (5x), Last: Alabama A&M (12/29/24)
Steals // --
Blocks // 1 (2x), Last: West Georgia (12/21/24)
Minutes // 11, Lipscomb (11/4/24)

CAREER HIGHS

Points // 6, West Georgia (12/21/24)
FG Made // 3, West Georgia (12/21/24)
FG Attempts // 5, West Georgia (12/21/24)
3-Pt Made // --
3-Pt Attempt // --
FT Made // 1, App State (12/1/24)
FT Attempt // 2, Austin Peay (11/8/24)
Rebounds // 5 (2x), Last: Austin Peay (11/8/24)
Assists // 1 (5x), Last: Alabama A&M (12/29/24)
Steals // --
Blocks // 1 (2x), Last: West Georgia (12/21/24)
Minutes // 11, Lipscomb (11/4/24)

- Played in 10 games this season
- Pulled down 5 reb and scored 2 pts in her debut vs. Lipscomb (11/4/24)
- Scored a career-high 6 points vs. West Georgia on 12.21
- Ranked the fifth-best player in Minnesota according to PrepGirlsHoops.com
- Collected over 1,000 pts and 1,000 reb during her prep career
- All-state honorable mention ('23)

| SUPERLATIVES | 24-25 CAREER | SUPERLATIVES | 24-25 CAREER |
|-----------------|--------------|------------------|--------------|
| 10+ POINTS | -- -- | 3+ STEALS | -- -- |
| 15+ POINTS | -- -- | 2+ BLOCKS | -- -- |
| 20+ POINTS | -- -- | DOUBLE-DOUBLES | -- -- |
| 30+ POINTS | -- -- | LED VANDY IN PTS | -- -- |
| MADE 3+ 3-PT FG | -- -- | LED VANDY IN REB | -- -- |
| 10+ REBS | -- -- | LED VANDY IN AST | -- -- |
| 3+ ASSISTS | -- -- | LED VANDY IN STL | -- -- |
| | | LED VANDY IN BLK | -- -- |

GAME-BY-GAME

| DATE | OPPONENT | GS | MIN | FGM/A | FG% | 3FG/A | 3P% | FTM/A | FG% | OFF | DEF | TOT | AVG | PF | AST | T/O | BLK | STL | PTS | AVG |
|--------------|-------------------|----------|--------------|-------------|-------------|------------|-------------|------------|-------------|----------|----------|-----------|------------|----------|----------|----------|----------|----------|-----------|------------|
| 11.4.24 | LIPSCOMB | | 10:31 | 1-4 | .250 | 0-0 | .000 | 0-0 | .000 | 2 | 3 | 5 | 5.0 | 1 | 1 | 1 | 0 | 0 | 2 | 2.0 |
| 11.8.24 | AUSTIN PEAY | | 05:09 | 2-4 | .500 | 0-0 | .000 | 0-2 | .000 | 2 | 3 | 5 | 5.0 | 1 | 0 | 0 | 0 | 0 | 4 | 3.0 |
| 11.14.24 | AT SOUTH FLORIDA | | | | | | | | | | | | | | | | | | | |
| 11.17.24 | BUTLER | | 02:31 | 0-0 | .000 | 0-0 | .000 | 0-0 | .000 | 0 | 0 | 0 | 3.3 | 0 | 0 | 0 | 0 | 0 | 0 | 2.0 |
| 11.20.24 | HAMPTON | | 03:57 | 0-1 | .000 | 0-0 | .000 | 0-0 | .000 | 0 | 0 | 0 | 2.5 | 0 | 1 | 0 | 1 | 0 | 0 | 1.5 |
| 11.22.24 | SAMFORD | | | | | | | | | | | | | | | | | | | |
| 11.26.24 | VS. ARIZONA | | | | | | | | | | | | | | | | | | | |
| 11.27.24 | VS. MICHIGAN ST. | | | | | | | | | | | | | | | | | | | |
| 12.1.24 | APPALACHIAN ST. | | 08:30 | 1-4 | .250 | 0-0 | .000 | 1-1 | 1.000 | 0 | 0 | 0 | 2.0 | 0 | 1 | 0 | 0 | 0 | 3 | 1.8 |
| 12.4.24 | AT MIAMI | | | | | | | | | | | | | | | | | | | |
| 12.14.24 | EVANSVILLE | | 02:48 | 1-3 | .333 | 0-0 | .000 | 0-0 | .000 | 1 | 1 | 2 | 2.0 | 0 | 0 | 0 | 0 | 0 | 2 | 1.8 |
| 12.19.24 | AT DAYTON | | | | | | | | | | | | | | | | | | | |
| 12.21.24 | WEST GEORGIA | | 06:43 | 3-5 | .600 | 0-0 | .000 | 0-0 | .000 | 0 | 2 | 2 | 2.0 | 0 | 1 | 1 | 1 | 0 | 6 | 2.4 |
| 12.29.24 | ALABAMA A&M | | 01:51 | 0-0 | .000 | 0-0 | .000 | 0-0 | .000 | 0 | 0 | 0 | 1.8 | 0 | 1 | 0 | 0 | 0 | 0 | 2.1 |
| 1.2.25 | GEORGIA | | | | | | | | | | | | | | | | | | | |
| 1.5.25 | KENTUCKY | | | | | | | | | | | | | | | | | | | |
| 1.9.25 | AT OLE MISS | | 02:40 | 0-0 | .000 | 0-0 | .000 | 0-0 | .000 | 0 | 0 | 0 | 1.6 | 1 | 0 | 1 | 0 | 0 | 0 | 1.9 |
| 1.13.25 | AT LSU | | | | | | | | | | | | | | | | | | | |
| 1.19.25 | TENNESSEE | | | | | | | | | | | | | | | | | | | |
| 1.23.25 | ARKANSAS | | 02:55 | 0-0 | .000 | 0-0 | .000 | 0-0 | .000 | 0 | 0 | 0 | 1.4 | 1 | 0 | 0 | 0 | 0 | 0 | 1.7 |
| 1.26.25 | AT ALABAMA | | | | | | | | | | | | | | | | | | | |
| 1.30.25 | AT FLORIDA | | | | | | | | | | | | | | | | | | | |
| 2.2.25 | OLE MISS | | | | | | | | | | | | | | | | | | | |
| 2.6.25 | AT TEXAS | | | | | | | | | | | | | | | | | | | |
| 2.13.25 | MISSISSIPPI STATE | | | | | | | | | | | | | | | | | | | |
| 2.16.25 | AT AUBURN | | | | | | | | | | | | | | | | | | | |
| 2.20.25 | AT OKLAHOMA | | | | | | | | | | | | | | | | | | | |
| 2.23.25 | SOUTH CAROLINA | | | | | | | | | | | | | | | | | | | |
| 2.27.25 | TEXAS A&M | | | | | | | | | | | | | | | | | | | |
| 3.2.25 | AT MISSOURI | | | | | | | | | | | | | | | | | | | |
| TOTAL | | 0 | 47:35 | 8-21 | .381 | 0-0 | .000 | 1-3 | .333 | 5 | 9 | 14 | 1.4 | 4 | 5 | 3 | 2 | 0 | 17 | 1.7 |

CAREER STATS

| YEAR | GP | GS | MIN | AVG | FG | FGA | PCT | 3FG | 3FGA | 3PCT | FT | FTA | PCT | OFF | DEF | TOT | AVG | PF | FO | AST | TO | BLK | STL | PTS | AVG |
|---------------|-----------|----------|-----------|------------|----------|-----------|-------------|----------|----------|-------------|----------|----------|-------------|----------|----------|-----------|------------|----------|----------|----------|----------|----------|----------|-----------|------------|
| 2024-25 | 10 | 0 | 48 | 4.8 | 8 | 21 | .381 | 0 | 0 | .000 | 1 | 3 | .333 | 5 | 9 | 14 | 1.4 | 4 | 0 | 5 | 3 | 2 | 0 | 17 | 1.7 |
| CAREER | 10 | 0 | 48 | 4.8 | 8 | 21 | .381 | 0 | 0 | .000 | 1 | 3 | .333 | 5 | 9 | 14 | 1.4 | 4 | 0 | 5 | 3 | 2 | 0 | 17 | 1.7 |



35 SACHA WASHINGTON

@sacha_washington
 @sacha_washington
 @sachaw33

F // 6-2 // Sr. // Lawrenceville, Ga. (Collins Hill HS)

SEASON HIGHS

Points // --
FG Made // --
FG Attempts // --
3-Pt Made // --
3-Pt Attempt // --
FT Made // --
FT Attempt // --
Rebounds // --
Assists // --
Steals // --
Blocks // --
Minutes // --

CAREER HIGHS

Points // 33, Louisiana Tech (12/03/23)
FG Made // 15, Louisiana Tech (12/03/23)
FG Attempts // 20, Louisiana Tech (12/03/23)
3-Pt Made // --
3-Pt Attempt // 1, Lipscomb (12/18/22)
FT Made // 10, Fairfield (11/12/23)
FT Attempt // 16, Fairfield (11/12/23)
Rebounds // 17, Fairfield (11/12/23)
Assists // 7, Fairfield (11/12/23)
Steals // 8, Louisiana Tech (12/03/23)
Blocks // 6, Dayton (12/20/23)
Minutes // 40, vs. Florida (03/07/24)

- Utilizing Medical Redshirt in '24-25
- Preseason Cheryl Miller Award Watch List ('25)
- Appeared in 99 games and made 72 starts in three seasons at Vanderbilt
- Averaged a career-best 12.1 ppg as a junior
- Led the team with 8 double-doubles in '23-24
- Led Vandy with 7.9 rpg in '23-24
- All-SEC freshman team ('22)

| SUPERLATIVES | 24-25 CAREER | SUPERLATIVES | 24-25 CAREER |
|-----------------|--------------|------------------|--------------|
| 10+ POINTS | -- 48 | 3+ STEALS | -- 9 |
| 15+ POINTS | -- 20 | 2+ BLOCKS | -- 28 |
| 20+ POINTS | -- 6 | DOUBLE-DOUBLES | -- 22 |
| 30+ POINTS | -- 1 | LED VANDY IN PTS | -- 13 |
| MADE 3+ 3-PT FG | -- -- | LED VANDY IN REB | -- 53 |
| 10+ REBS | -- 24 | LED VANDY IN AST | -- 5 |
| 3+ ASSISTS | -- 8 | LED VANDY IN STL | -- 5 |
| | | LED VANDY IN BLK | -- 54 |

GAME-BY-GAME

| DATE | OPPONENT | GS | MIN | FGM/A | FG% | 3FG/A | 3P% | FTM/A | FG% | OFF | DEF | TOT | AVG | PF | AST | T/O | BLK | STL | PTS | AVG | |
|--------------|-------------------|----------|--------------|------------|-------------|------------|-------------|------------|-------------|----------|----------|----------|------------|----------|----------|----------|----------|----------|----------|----------|------------|
| 11.4.24 | LIPSCOMB | | | | | | | | | | | | | | | | | | | | |
| 11.8.24 | AUSTIN PEAY | | | | | | | | | | | | | | | | | | | | |
| 11.14.24 | AT SOUTH FLORIDA | | | | | | | | | | | | | | | | | | | | |
| 11.17.24 | BUTLER | | | | | | | | | | | | | | | | | | | | |
| 11.20.24 | HAMPTON | | | | | | | | | | | | | | | | | | | | |
| 11.22.24 | SAMFORD | | | | | | | | | | | | | | | | | | | | |
| 11.26.24 | VS. ARIZONA | | | | | | | | | | | | | | | | | | | | |
| 11.27.24 | VS. MICHIGAN ST. | | | | | | | | | | | | | | | | | | | | |
| 12.1.24 | APPALACHIAN ST. | | | | | | | | | | | | | | | | | | | | |
| 12.4.24 | AT MIAMI | | | | | | | | | | | | | | | | | | | | |
| 12.14.24 | EVANSVILLE | | | | | | | | | | | | | | | | | | | | |
| 12.19.24 | AT DAYTON | | | | | | | | | | | | | | | | | | | | |
| 12.21.24 | WEST GEORGIA | | | | | | | | | | | | | | | | | | | | |
| 12.29.24 | ALABAMA A&M | | | | | | | | | | | | | | | | | | | | |
| 1.2.25 | GEORGIA | | | | | | | | | | | | | | | | | | | | |
| 1.5.25 | KENTUCKY | | | | | | | | | | | | | | | | | | | | |
| 1.9.25 | AT OLE MISS | | | | | | | | | | | | | | | | | | | | |
| 1.13.25 | AT LSU | | | | | | | | | | | | | | | | | | | | |
| 1.19.25 | TENNESSEE | | | | | | | | | | | | | | | | | | | | |
| 1.23.25 | ARKANSAS | | | | | | | | | | | | | | | | | | | | |
| 1.26.25 | AT ALABAMA | | | | | | | | | | | | | | | | | | | | |
| 1.30.25 | AT FLORIDA | | | | | | | | | | | | | | | | | | | | |
| 2.2.25 | OLE MISS | | | | | | | | | | | | | | | | | | | | |
| 2.6.25 | AT TEXAS | | | | | | | | | | | | | | | | | | | | |
| 2.13.25 | MISSISSIPPI STATE | | | | | | | | | | | | | | | | | | | | |
| 2.16.25 | AT AUBURN | | | | | | | | | | | | | | | | | | | | |
| 2.20.25 | AT OKLAHOMA | | | | | | | | | | | | | | | | | | | | |
| 2.23.25 | SOUTH CAROLINA | | | | | | | | | | | | | | | | | | | | |
| 2.27.25 | TEXAS A&M | | | | | | | | | | | | | | | | | | | | |
| 3.2.25 | AT MISSOURI | | | | | | | | | | | | | | | | | | | | |
| TOTAL | | 0 | 00.00 | 0-0 | .000 | 0-0 | .000 | 0-0 | .000 | 0 | 0 | 0 | 0.0 | 0 | 0 | 0 | 0 | 0 | 0 | 0 | 0.0 |

CAREER STATS

| YEAR | GP | GS | MIN | AVG | FG | FGA | PCT | 3FG | 3FGA | 3PCT | FT | FTA | PCT | OFF | DEF | TOT | AVG | PF | FO | AST | TO | BLK | STL | PTS | AVG |
|---------------|-----------|-----------|-------------|-------------|------------|------------|-------------|----------|----------|-------------|------------|------------|-------------|------------|------------|------------|------------|------------|-----------|------------|------------|------------|------------|-------------|-------------|
| 2021-22 | 35 | 8 | 708 | 20.2 | 104 | 224 | .464 | 0 | 0 | .000 | 58 | 85 | .682 | 113 | 117 | 230 | 6.6 | 87 | 2 | 26 | 57 | 19 | 26 | 266 | 7.6 |
| 2022-23 | 31 | 31 | 798 | 25.7 | 136 | 294 | .463 | 0 | 1 | .000 | 72 | 114 | .632 | 91 | 137 | 228 | 7.4 | 87 | 5 | 35 | 67 | 45 | 25 | 344 | 11.1 |
| 2023-24 | 33 | 33 | 959 | 29.1 | 163 | 310 | .526 | 0 | 0 | .000 | 72 | 117 | .615 | 118 | 144 | 262 | 7.9 | 91 | 4 | 44 | 90 | 44 | 52 | 398 | 12.1 |
| 2024-25 | -- | -- | -- | -- | -- | -- | -- | -- | -- | -- | -- | -- | -- | -- | -- | -- | -- | -- | -- | -- | -- | -- | -- | -- | -- |
| CAREER | 99 | 72 | 2465 | 24.9 | 403 | 828 | .487 | 0 | 1 | .000 | 202 | 316 | .639 | 322 | 398 | 720 | 7.3 | 265 | 11 | 105 | 214 | 108 | 103 | 1008 | 10.2 |

GAME RECAPS

GAME 4 Vanderbilt vs. Butler

Scoreboard for Game 4: Vanderbilt vs. Butler. Final score 81-52. Box score table with columns for FG, 3P, FT, Rebounds, Fouls, TP, AS, TO, ST, Blocks, and Shooting By Period.

DATE Nov. 17, 2024 SITE Memorial Gymnasium (Nashville, Tenn.)

TIPOFF 2:00 p.m. END 3:45 p.m. ELAPSED 1:45 ATTENDANCE 2,615

DORES CAGE BULLDOGS

NASHVILLE, Tenn. – The duo of freshman Mikayla Blakes and sophomore Khamil Pierre sparked the Vanderbilt women's basketball team to an 81-52 win over Butler on Sunday to kick off a three-game homestand at Memorial Gymnasium.

The Commodore underclassmen outscored Butler by a point, as they combined to register 53 points against the Bulldogs. Blakes registered a career-high 29 points in Sunday's win, while Pierre chipped in 24 points. They are the first set of Vandy women's basketball players to score 20 points in a game since Jan. 7, 2024, when Jordyn Cambridge (24 points) and Iyana Moore (20 points) accomplished the feat against Florida at Memorial Gym.

The win improves Vanderbilt to 4-0 on the year, as the Dores handed the Bulldogs, who are now 3-1, their first loss of the 2024-25 campaign.

Blakes' 29-point performance against Butler is tied for the fifth-most points scored by a Vanderbilt freshman in a game. She matches with Kady Schram (vs. LSU, Jan. 29, 2012), Barbara Brackman (vs. Duke, March 13, 1982), and Harriet Brumfield (at Delta State, Feb. 20, 1982, and vs. Northwestern, Nov. 27, 1981). Blakes also extends her double-digit scoring streak to four games to open her Vanderbilt career.

Pierre had a 24-point performance to extend her double-digit scoring streak to seven games dating back to last season. The 6-2 forward pulled down a game-high eight rebounds, bringing her three-game double-double streak to an end. It is the third time in Pierre's collegiate career that she has scored 20 or more points in a game. She also collected a game-best four steals against the Bulldogs.

The Commodores shot 50.9 percent from the field on Sunday while limiting Butler to a 38.3 percent success rate from the floor. The Dores hit a season-high eight 3-pointers in the win and held a 33-25 edge on the glass. Vandy forced Butler into 30 turnovers, which turned into 41 points for the Commodores.

BOX SCORE

Box score for Game 4: Butler vs. Vanderbilt. Butler 52, Vanderbilt 81. Includes individual player stats and team totals.

Box score for Game 4: Vanderbilt vs. Butler. Vanderbilt 81, Butler 52. Includes individual player stats and team totals.

Summary statistics for Game 4, comparing Butler and Vanderbilt in categories like Points from, Turnovers, and Bench.

INDIVIDUAL LEADERS

Mikayla Blakes - 29 pts, Elena Bertrand - 16 pts, Khamil Pierre - 24 pts, Moly Heard - 9 pts

- Points: Mikayla Blakes - 29 pts, Elena Bertrand - 16 pts, Khamil Pierre - 24 pts, Moly Heard - 9 pts
Rebounds: Khamil Pierre - 8 reb, Justine Pissott - 6 reb, Three tied with 4 reb, Three tied with 3 reb
Assists: Jordyn Oliver - 6 ast, Khamil Pierre - 3 ast, Bella Vinson - 2 ast, Four tied with 1 ast
Steals: Khamil Pierre - 4 stl, Three tied with 3 stl, Elena Bertrand - 2 stl, Clairra McGowan - 2 stl
Blocks: L. Kapinus/J. Nwabara - 1 blk, No Blocks

GAME 5 Vanderbilt vs. Hampton

Scoreboard for Game 5: Vanderbilt vs. Hampton. Final score 94-45. Box score table with columns for FG, 3P, FT, Rebounds, Fouls, TP, AS, TO, ST, Blocks, and Shooting By Period.

DATE Nov. 20, 2024 SITE Memorial Gymnasium (Nashville, Tenn.)

TIPOFF 6:30 p.m. END 8:11 p.m. ELAPSED 1:41 ATTENDANCE 2,353

DORES SINK LADY PIRATES

NASHVILLE, Tenn. – The Vanderbilt women's basketball team rolled to a 94-45 victory over Hampton Wednesday night at Memorial Gymnasium, as the Commodores remain perfect at 5-0 to open the 2024-25 season.

With the win, Vanderbilt improves to 5-0 for the third year in a row. It marks the first time in program history that the Dores have opened three consecutive seasons at 5-0. The loss drops Hampton to 1-3 overall this season.

The Commodores got off to a slow start but used a 5-17 run between the second and third quarters that broke a 23-23 tie and gave Vandy a 44-30 advantage. The Dores held the Lady Pirates scoreless for 7:05 of game time and rolled off 26 straight points during the stretch to post its longest-scoring run of the season. It is also the second time that Vanderbilt has scored 20-plus points in a row this season, as the Commodores put up 24 straight points against Austin Peay on Nov. 8.

Freshman Mikayla Blakes turned in another spectacular performance. She scored a game-high 22 points and dished out a career-best eight assists to go along with three steals. Blakes, who was named the SEC Freshman of the Week for the first time in her career earlier this week, is the only Commodore since at least 2009-10 to register at least 15-plus points and two or more steals in each of their first five games at Vanderbilt.

Sophomore Khamil Pierre collected her fourth double-double of the season with a 15-point, 12-rebound effort against the Lady Pirates. The 6-2 forward was one of four double-digit scorers for the Commodores in Wednesday's victory. Senior Iyana Moore returned from a one-game absence and scored 12 points, going 5-of-10 from the floor. Sophomore Madison Greene chipped in 11 points off the bench after starting in the last two games in Moore's place. Greene has now scored double-digit points in all three games she has come off the bench this season.

Vanderbilt shot 54.3 percent from the field. It is the third time that the Commodores have shot over 50 percent from the floor in 2024-25. The Dores held Hampton to 36.7 percent from the floor and allowed a season-low three 3-point field goals. Vandy forced HU into 24 turnovers, which the Commodores turned into 36 points.

BOX SCORE

Box score for Game 5: Hampton vs. Vanderbilt. Hampton 45, Vanderbilt 94. Includes individual player stats and team totals.

Box score for Game 5: Vanderbilt vs. Hampton. Vanderbilt 94, Hampton 45. Includes individual player stats and team totals.

Summary statistics for Game 5, comparing Hampton and Vanderbilt in categories like Points from, Turnovers, and Bench.

INDIVIDUAL LEADERS

Mikayla Blakes - 22 pts, A.DaBo/J. Dublin - 12 pts, Khamil Pierre - 15 pts, CeCe Thomas - 5 pts

- Points: Mikayla Blakes - 22 pts, A.DaBo/J. Dublin - 12 pts, Khamil Pierre - 15 pts, CeCe Thomas - 5 pts
Rebounds: Khamil Pierre - 12 reb, Jenae Dublin - 6 reb, Le'Asia Foreman - 5 reb
Assists: Mikayla Blakes - 8 ast, Amyah Reeves - 3 ast, Leilani Kapinus - 5 ast, CeCe Thomas - 4 ast
Steals: M. Blakes/K. Pierre - 3 stl, A. Reeves/J. Dublin - 2 stl, Leilani Kapinus - 2 stl, Three tied with 1 stl
Blocks: Jane Nwabara - 3 blk, Aga Makurat - 2 blk, Tiani Abrams - 1 blk

GAME 6 Vanderbilt vs. Samford

Scoreboard for Game 6: Vanderbilt vs. Samford. Final score 104-59. Box score table with columns for FG, 3P, FT, Rebounds, Fouls, TP, AS, TO, ST, Blocks, and Shooting By Period.

DATE Nov. 22, 2024 SITE Memorial Gymnasium (Nashville, Tenn.)

TIPOFF 6:30 p.m. END 8:27 p.m. ELAPSED 1:56 ATTENDANCE 2,524

REMINISCENT PERFECT

NASHVILLE, Tenn. – The Vanderbilt women's basketball registered 100-plus points for the second time this season, as the Commodores posted a 104-59 win over Samford Friday at Memorial Gymnasium to close out a three-game homestand.

Vandy got a pair of double-doubles from sophomore Khamil Pierre and graduate student Leilani Kapinus in the win over the Bulldogs. The duo were among six Commodores to score double figures on Friday. They are the first set of Commodore teammates to post a double-double in the same game since March 7, 2024, when Pierre (16 points, 15 rebounds) and Sacha Washington (10 points, 11 rebounds) accomplished the feat against Florida in the first round of the 2024 SEC Tournament.

With the win, Vanderbilt improves to 6-0 for the second-straight season, while Samford falls to 2-5. It is the first time since the 2003-04 and 2004-05 campaigns that the Commodores have started back-to-back seasons with six-straight victories.

Pierre registered a game-high 21 points and pulled down a team-best 12 rebounds. She now has five double-doubles this season, which is tied for the most in all of NCAA Division I. The 6-2 forward went 10-of-16 from the floor and added four steals to her stat line against the Bulldogs.

Kapinus posted her first double-double at Vanderbilt with an 11-point, 10-rebound effort off the bench. It is Kapinus' 13th career double-double, while she is the first Dore to record a double-double off the bench since Pierre's 17-point, 10-rebound performance vs. Auburn on Jan. 18, 2024.

The duo were two of six Commodores to score double-digit points in Friday's victory. Sophomore Madison Greene tallied a season-high 16 points off the bench and went 7-of-9 from the field. Greene registered a career-high six assists against the Bulldogs. Freshman Mikayla Blakes collected 14 points to extend her double-digit streak to six games to open her Vandy career and dished out five assists.

Senior Iyana Moore matched Kapinus with 11 points. Sophomore Aiyana Mitchell scored double figures for the first time in her Vandy career with a 10-point outing against Samford.

The Commodore offense was humming once again against Samford, as the Dores scored 104 points for the second time this season. The first came in the 102-50 season-opening victory over Lipscomb on Nov. 4. It is the first time since 2010-11 that Vanderbilt has scored 100-plus points in multiple games in a single campaign.

Vandy shot 50.6 percent from the field, as the Dores have posted a shooting percentage of 50 percent or higher in each of their last three games. Vandy forced Samford into 22 turnovers, which turned into 24 points. The Commodores used their size advantage over the Bulldogs throughout the night, as Vanderbilt outscored its opponent 60-22 in points in the paint. Vandy also tallied a season-high 43 points off the bench in the win.

BOX SCORE

Box score for Game 6: Samford vs. Vanderbilt. Samford 59, Vanderbilt 104. Includes individual player stats and team totals.

Box score for Game 6: Vanderbilt vs. Samford. Vanderbilt 104, Samford 59. Includes individual player stats and team totals.

Summary statistics for Game 6, comparing Samford and Vanderbilt in categories like Points from, Turnovers, and Bench.

INDIVIDUAL LEADERS

Khamil Pierre - 21 pts, Sadie Stetson - 15 pts, Madison Greene - 16 pts, Kennedy Langham - 10 pts

- Points: Khamil Pierre - 21 pts, Sadie Stetson - 15 pts, Madison Greene - 16 pts, Kennedy Langham - 10 pts
Rebounds: Khamil Pierre - 12 reb, Emily Bowman - 8 reb, Leilani Kapinus - 10 reb, Kylee Lewandowski - 3 reb
Assists: Madison Greene - 6 ast, K. Langham/S. Godbolt - 4 ast, Leilani Kapinus - 6 ast, C. Johnson/A. Ramil - 2 ast
Steals: L. Kapinus/K. Pierre - 4 stl, A. Reeves/J. Dublin - 2 stl, Three tied with 1 stl
Blocks: Khamil Pierre - 2 blk, Emily Bowman - 2 blk



GAME RECAPS

GAME 7 Vanderbilt vs. Arizona

Scoreboard for Game 7: Vanderbilt vs. Arizona. Vanderbilt: 71, Arizona: 60.

DATE Nov. 26, 2024 SITE Acrisure Arena (Palm Springs, Calif.)

TIPOFF 3:30 p.m. END 5:32 p.m. ELAPSED 2:03 ATTENDANCE 450

DORES HOLD ON AGAINST WILDCATS

PALM SPRINGS, Calif. - Sophomore Khamil Pierre and Mikayla Blakes each had a 20-plus point performance in the first game of the 2024 Acrisure Classic to lift the Vanderbilt women's basketball team past Arizona, 71-60, Tuesday afternoon.

Vandy's underclass duo registered a combined 48 points as Pierre scored 25 points and Blakes tallied 23 points in the win over the Wildcats. It is the third time this season that the duo registered 20-plus points in the same game.

With the win, the Commodores improve to 7-0 on the year, while Arizona falls to 6-2 overall. Vanderbilt has now opened back-to-back seasons by winning their first seven games.

Pierre registered her sixth double-double-double of the year to move back into a tie for the most in NCAA Division I this season with LSU's Aneesa Morrow.

Blakes scored 23 points and dished out four steals in the victory. She extended her double-digit scoring streak to seven games to begin her Vandy career.

The Commodores were held to a season-low 71 points as Vandy shot 38.9 percent from the field. Arizona held a 43.1 percent shooting percentage, though the Dores forced them into 26 turnovers that turned into 29 points for Vanderbilt.

BOX SCORE

Box score for Game 7: Vanderbilt vs. Arizona. Detailed stats for all players including FG, FT, Rebounds, and Shooting by Period.

Summary statistics for Game 7: Points from Turnovers, Lead Changes, Times Tied, and Time with Lead.

INDIVIDUAL LEADERS

Individual leaders for Game 7: Khamil Pierre - 25 pts, Mikayla Blakes - 23 pts, etc.

GAME 8 Vanderbilt vs. Michigan St.

Scoreboard for Game 8: Vanderbilt vs. Michigan St. Vanderbilt: 78, Michigan St.: 70.

DATE Nov. 27, 2024 SITE Acrisure Arena (Palm Springs, Calif.)

TIPOFF 3:30 p.m. END 5:37 p.m. ELAPSED 2:08 ATTENDANCE 615

DORES DROP FIRST CONTEST OF 2024-25

PALM SPRINGS, Calif. - The Vanderbilt women's basketball team dropped its first contest of the 2024-25 season, as the Commodores fell to Michigan State, 78-70, in the championship game of the 2024 Acrisure Classic.

In a close contest featuring 14 lead changes, Michigan State used a late rally to down the Commodores. Vanderbilt held a 57-56 lead midway through the fourth quarter before the Spartans went on a 17-5 run over the next three minutes of play to take a 73-62 lead that the Dores could not overcome.

The loss moves Vanderbilt to 7-1 on the year, while Michigan State remains a perfect 8-0 overall.

Vandy had a quartet of players register double-digit points on Wednesday. Sophomore Khamil Pierre tallied a team-high 19 points to extend her career-long double-digit scoring streak to 12 games.

Senior Ilyana Moore had a season-high 17-point performance in the loss. Freshman Mikayla Blakes extended her double-digit scoring streak to eight games to begin her career with a 13-point effort.

Vanderbilt shot 40.6 percent from the field, while Michigan State posted a 43.1 percent shooting percentage. The Commodores forced 24 MSU turnovers, which turned into 23 points off turnovers.

BOX SCORE

Box score for Game 8: Vanderbilt vs. Michigan St. Detailed stats for all players including FG, FT, Rebounds, and Shooting by Period.

Summary statistics for Game 8: Points from Turnovers, Lead Changes, Times Tied, and Time with Lead.

INDIVIDUAL LEADERS

Individual leaders for Game 8: Khamil Pierre - 19 pts, Ilyana Moore - 17 pts, etc.

GAME 9 Vanderbilt vs. App State

Scoreboard for Game 9: Vanderbilt vs. App State. Vanderbilt: 94, App State: 40.

DATE Dec. 1, 2024 SITE Memorial Gymnasium (Nashville, Tenn.)

TIPOFF 2 p.m. END 3:44 p.m. ELAPSED 1:44 ATTENDANCE 2,621

MOUNTAIN BLASTER

NASHVILLE, Tenn. - The Vanderbilt women's basketball team rolled to a 94-40 victory over Appalachian State Sunday afternoon at Memorial Gymnasium.

The Commodores outscored the Mountaineers 33-2 in the first quarter and never looked back. Vanderbilt posted its fourth 50-plus point win of the season to improve to 8-1, while App State fell to 3-4.

The two points allowed by the Dores in the opening stanza were the fewest that Vanderbilt has allowed in any quarter in school history. The previous record was three points, which happened twice, once against Fordham on Dec. 30, 2015, and then again vs. Rutgers on Nov. 26, 2021, with both taking place in the second quarter.

Vanderbilt scored over 90 points in a game for the fifth time this season. A total of five players registered double-digit points against App State, as every Commodore that played on Sunday scored.

Freshman Mikayla Blakes led the charge with a 20-point performance. It is the fifth game this season that the guard has registered 20-plus points in a game.

Senior Ilyana Moore posted double-digit points for the fourth time over her last five games with 13 points. Her 13-point performance put her over 1,000 points career scored at Vanderbilt.

Graduate student Jane Nwaba tallied 12 points, which marks the highest point total at Vanderbilt for the transfer. Sophomore Ayiana Mitchell made her first career start at Vanderbilt and matched career-best in points (10) and rebounds (6) in 20 minutes of action.

Vanderbilt shot 42.9 percent from the field while holding Appalachian State to a 29.6 percent field goal percentage. The Commodores outrebounded the Mountaineers, 48-36, which led to a 21-7 edge in second-chance points.

BOX SCORE

Box score for Game 9: Vanderbilt vs. App State. Detailed stats for all players including FG, FT, Rebounds, and Shooting by Period.

Summary statistics for Game 9: Points from Turnovers, Lead Changes, Times Tied, and Time with Lead.

INDIVIDUAL LEADERS

Individual leaders for Game 9: Mikayla Blakes - 20 pts, Ilyana Moore - 13 pts, etc.

GAME RECAPS

GAME 16 Vanderbilt vs. 16/16 Kentucky

Scoreboard for Game 16: Vanderbilt vs. Kentucky. Final score: Vanderbilt 70, Kentucky 88.

DATE Jan. 5, 2025 SITE Memorial Gymnasium (Nashville, Tenn.)

TIPOFF 2:00 p.m. END 3:47 p.m. ELAPSED 1:47
ATTENDANCE 8,501

DORES FALL TO WILDCATS

NASHVILLE, Tenn. - The Vanderbilt women's basketball team dropped its first SEC contest of the 2024-25 season Sunday afternoon, as the Commodores fell 96-78 to No. 16-ranked Kentucky at Memorial Gym.

Freshman Mikayla Blakes led the way for the Dores with a game-high 24 points. The guard recorded her 10th contest with 20 or more points this season, the most collected by a Vanderbilt freshman in program history. The Somerset, New Jersey, native hit three 3-point field goals and collected a team-best three steals against the Wildcats.

Sophomore Khamil Pierre posted a double-double for the 11th time this season, as the forward scored 19 points and pulled down 11 rebounds. Pierre matched her career high in assists with five. The forward's 19 points extend her double-digit scoring streak to 18 games. It is the sixth-longest double-figure scoring streak by a Commodore since 1999-00.

Senior Iyana Moore registered a season-high 19 points for the second time this season, which she first accomplished vs. Michigan State on Nov. 27. The guard drilled a team-best five 3-point field goals. Graduate Jordyn Oliver nearly pulled down double-digit rebounds for the second-straight contest with nine caroms on Sunday.

The loss snaps Vandy's 11-game home winning streak dating back to last season. The Commodores fall to 14-2 overall on the year and now stand at 1-1 in SEC play.

The Dores couldn't overcome a hot-shooting Wildcat team, as Kentucky posted a 54.1 percent success rate from the floor and hit 15 3-pointers. Vanderbilt shot 36.5 percent from the floor and forced double-digit turnovers for the 16th-straight game. Despite being outrebounded 41-39 overall, the Commodores were able to post a 19-9 edge over Kentucky on the offensive glass, which led to a 26-9 advantage in second change points for the Dores.

BOX SCORE

Box score for Game 16: Vanderbilt vs. Kentucky. Includes player stats for FG, 3P, FT, Rebounds, Fouls, and Shooting By Period.

BOX SCORE

Box score for Game 17: Vanderbilt vs. Ole Miss. Includes player stats for FG, 3P, FT, Rebounds, Fouls, and Shooting By Period.

Statistical summary for Game 16: KENT VANDY. Points from Turnovers, Points from Fast Breaks, and Time with Lead.

INDIVIDUAL LEADERS

Individual leaders for Game 16: Mikayla Blakes - 24 pts, Khamil Pierre - 19 pts, Jordyn Oliver - 9 reb, Khamil Pierre - 5 ast, Mikayla Blakes - 3 stl, I. Moore/J. Oliver - 1 stl, Mikayla Blakes - 1 blk.

GAME 17 Vanderbilt at Ole Miss

Scoreboard for Game 17: Vanderbilt vs. Ole Miss. Final score: Vanderbilt 59, Ole Miss 87.

DATE Jan. 9, 2025 SITE SJB Pavilion at Ole Miss (Oxford, Miss.)

TIPOFF 5:00 p.m. END 6:51 p.m. ELAPSED 1:51
ATTENDANCE 3,825

COLD NIGHT IN OXFORD

OXFORD, Miss. - The Vanderbilt women's basketball team fell at Ole Miss, 87-59, in its first road SEC contest of the 2024-25 season.

Senior Iyana Moore moved into a tie for ninth place on Vanderbilt's all-time 3-point field goals made list in the loss, as she has now made 173 career 3-pointers to equal Paige Redman's (1996-99) career total. Moore is six 3-pointers away from moving into a tie with Michelle Palmisano (1995-97) for eighth on the list. The senior had 14 points against the Rebels to also extend her double-digit scoring streak to 10 games.

Sophomore Khamil Pierre pushed her double-figure scoring streak to 19 games, as the 6-2 forward registered 11 points in the loss. Pierre's 19-game double-digit scoring streak is the longest by a Commodore since 2013-14 and is tied for the fourth-longest streak since 1999-00.

Freshman Mikayla Blakes registered double-digit points for the 16th game this season with a team-best 19 points at Ole Miss. Blakes has now scored double figures in each of her last three games, while she has tallied double-digit points in all but one game this season.

The Dores fall to 14-3 overall on the year, while Vandy now stands at 1-2 in SEC play. Ole Miss improves to 11-4 and 2-1 in league games. The loss snaps Vanderbilt's seven-game winning streak in true road games, which dates back to the 2023-24 campaign.

For the second-straight game, an opponent started hot from the floor against the Commodores, as Ole Miss hit 54.4 percent of its shots from the floor in the first half. Mississippi's hot shooting and defensive pressure allowed the Rebels to jump out to a double-digit early that they would never relinquish.

Vanderbilt shot 43.4 percent from the floor in the loss, while Ole Miss posted a 52.4 percent field goal percentage. The Rebels forced Vandy into a season-high 23 turnovers, while the Commodores turned over Mississippi a total of 18 times.

BOX SCORE

Box score for Game 17: Vanderbilt vs. Ole Miss. Includes player stats for FG, 3P, FT, Rebounds, Fouls, and Shooting By Period.

BOX SCORE

Box score for Game 18: Vanderbilt vs. LSU. Includes player stats for FG, 3P, FT, Rebounds, Fouls, and Shooting By Period.

Statistical summary for Game 17: VU OM. Points from Turnovers, Points from Fast Breaks, and Time with Lead.

INDIVIDUAL LEADERS

Individual leaders for Game 17: Mikayla Blakes - 19 pts, Iyana Moore - 14 pts, Mikayla Blakes - 5 reb, Jordyn Oliver - 6 ast, Madison Greene - 4 ast, Three Tied w/ 2 stl, Three Tied w/ 1 stl, Khamil Pierre - 1 blk.

GAME 18 Vanderbilt at 5/4 LSU

Scoreboard for Game 18: Vanderbilt vs. LSU. Final score: Vanderbilt 77, LSU 83.

DATE Jan. 13, 2025 SITE Maravich Assembly Center (Baton Rouge, La.)

TIPOFF 6:00 p.m. END 8:02 p.m. ELAPSED 2:02
ATTENDANCE 10,201

DORES DROP TOUGH BATTLE AT NO. 5/4 LSU

BATON ROUGE, La. - The Vanderbilt women's basketball team hung tough with No. 5/4-ranked LSU, but a late run by the Tigers handed the Commodores an 83-77 loss Monday night at Pete Maravich Assembly Center.

Vanderbilt trailed 73-72 with 2:40 left to play in the game after a layup from graduate student Jordyn Oliver. LSU held the Commodores without a field goal over the next two-plus minutes, as an 8-3 run by the Tigers pushed their lead out to six points.

Vandy got a pair of 20-point performances from sophomore Khamil Pierre and senior Iyana Moore. Pierre registered a game-high 28 points, while Moore scored a season-best 23 points. It is Pierre's 10th game with 20 or more points this season, while it was Moore's first 20-plus point outing of the year.

Pierre's 28-point effort at LSU extends her double-digit scoring streak to 20 games. She is the first Dore to score 10-plus points in 20-straight games since Carla Thomas' 29-game streak during the 2006-07 season.

Moore hit a game-best five 3-point field goals, as she moved into ninth on Vanderbilt's all-time 3-pointers made list with 178 career 3-point field goals made. The Milwaukee, Wisconsin, native moved into 27th on the school's all-time scoring list, as she now has 1,141 career points.

Freshman Mikayla Blakes joined Pierre and Moore in the double-digit scoring column with a 12-point effort against the Tigers. Blakes pulled down a career-best six rebounds and swatted a personal-best two shots. The guard has now scored double figures in all but one game to start her collegiate career.

The loss extends Vanderbilt's losing streak to three games, as the Commodores now stand at 14-4 overall on the year and 1-3 in SEC play. For LSU, the win pushes its winning streak to 19 games, as the Tigers improve to 19-0 overall and 4-0 in league play.

In total, there were 13 lead changes and seven ties in Monday's contest. The Commodores shot 47.4 percent from the floor, while LSU posted a 47.9 percent field goal percentage. Vanderbilt collected nine steals and forced the Tigers into 17 turnovers. Vanderbilt outscored LSU 17-13 in fast break points.

BOX SCORE

Box score for Game 18: Vanderbilt vs. LSU. Includes player stats for FG, 3P, FT, Rebounds, Fouls, and Shooting By Period.

BOX SCORE

Box score for Game 19: Vanderbilt vs. LSU. Includes player stats for FG, 3P, FT, Rebounds, Fouls, and Shooting By Period.

Statistical summary for Game 18: VAN LSU. Points from Turnovers, Points from Fast Breaks, and Time with Lead.

INDIVIDUAL LEADERS

Individual leaders for Game 18: Khamil Pierre - 28 pts, Iyana Moore - 23 pts, Mikayla Blakes - 8 reb, Mikayla Blakes - 4 reb, Mikayla Blakes - 4 ast, I. Moore/J. Nwaba - 3 stl, Mikayla Blakes - 2 stl, Mikayla Blakes - 2 blk, Sa'Myah Smith - 4 blk, Flau'Jae Johnson - 25 pts, Aneesh Morrow - 23 pts, Aneesh Morrow - 15 reb, Sa'Myah Smith - 7 reb, Mikaylah Williams - 5 ast, Flau'Jae Johnson - 4 ast, Shayean Day-Wilson - 3 stl, A. Morrow/M. Williams - 2 stl, Sa'Myah Smith - 4 blk, Flau'Jae Johnson - 1 blk.



GAME RECAPS

GAME 19 Vanderbilt vs. 15/15 Tennessee

Scoreboard table for Game 19: Vanderbilt vs. Tennessee. Final score: Vanderbilt 71, Tennessee 70.

DATE Jan. 19, 2025 SITE Memorial Gymnasium (Nashville, Tenn.)

TIPOFF 2:00 p.m. END 4:11 p.m. ELAPSED 2:11 ATTENDANCE 8,299

DORES OUTLAST LAID VOLUNTEERS

NASHVILLE, Tenn. - A putback from freshman Mikayla Blakes with 0.8 seconds left on the clock lifted the Vanderbilt women's basketball team to a thrilling 71-70 victory over No. 15/15-ranked Tennessee at Memorial Gymnasium on Sunday afternoon.

The Dores trailed Tennessee 70-69 with 4.9 seconds remaining in the contest. Vanderbilt called a timeout to advance the ball.

Out of the break, sophomore Khamil Pierre drove down the lane with a defender on her hip and went up for a layup with 2.7 seconds left on the clock. The ball rimmed out and found the hands of Blakes, who perfectly timed her jump over a Tennessee defender to corral the rebound. In one swift motion, the freshman glided through the air and gently tipped the ball back into the basket to give the Commodores the 1-point victory over their in-state rivals.

Blakes scored a game-high 23 points in the victory over the No. 15-ranked Lady Vols. Pierre also had a 20-plus point performance against Tennessee, as she registered 21 points. Pierre's 21-point effort on Sunday pushed her double-digit scoring streak to 21 games. Senior Iyana Moore extended her double-digit scoring streak to a career-best 12 games with a 17-point effort. Moore also hit a game-best three 3-point field goals on Sunday.

Vanderbilt's victory over the No. 15/15-ranked Lady Vols marks the Commodores' first win against a ranked team since knocking off No. 15/21-ranked Florida, 63-59, back on Feb. 24, 2022, at Memorial Gymnasium. It is also the second time the Dores have beaten a ranked opponent in the Ralph era.

Sunday's win marked the 900th victory for the Vanderbilt women's basketball program. The Commodores end their current three-game losing streak as Vanderbilt improves to 15-4 overall and 2-3 in SEC play. Vandy also snaps its eight-game skid against Tennessee. The last time the Dores collected a win over the Lady Volunteers came on Feb. 28, 2019, with a 76-69 victory in Knoxville. Vanderbilt also posted its first win over Tennessee in Memorial Gym since the 2013-14 campaign when the Commodores won, 74-63, on Jan. 12, 2014.

The Dores shot 37.1 percent from the field and 31.6 percent from behind the arc. Each team hit six 3-pointers in the game, as Vanderbilt limited Tennessee to half of what the Lady Vols average per game this season. Vandy forced the Lady Volunteers into 10 turnovers, which led to a 13-10 edge in points off turnovers for the Dores. Vanderbilt also came up clutch at the free throw line on Sunday, as the Dores went 19-22 from the charity stripe.

BOX SCORE

Box score for Game 19: Vanderbilt vs. Tennessee. Includes player stats for 11 players and team totals.

Shooting by Period and Technical Fouls for Game 19.

Box score for Game 20: Vanderbilt vs. Arkansas. Includes player stats for 11 players and team totals.

Shooting by Period and Technical Fouls for Game 20.

Period by Period Scoring and TREN VANDY summary for Game 19.

INDIVIDUAL LEADERS

Individual Leaders for Game 19: Mikayla Blakes - 23 pts, Khamil Pierre - 21 pts, etc.

GAME 20 Vanderbilt vs. Arkansas

Scoreboard table for Game 20: Vanderbilt vs. Arkansas. Final score: Vanderbilt 101, Arkansas 60.

DATE Jan. 23, 2025 SITE Memorial Gymnasium (Nashville, Tenn.)

TIPOFF 6:30 p.m. END 8:16 p.m. ELAPSED 1:46 ATTENDANCE 3,500

DORES HOG-TIE ARKANSAS

NASHVILLE, Tenn. - The Vanderbilt women's basketball team got off to a fast start against Arkansas on Thursday at Memorial Gymnasium, as the Commodores led wire-to-wire in a 101-60 win over the Razorbacks.

The Dores broke the century mark for the sixth time this season to set a program record for most games with 100-plus points. Meanwhile, the 41-point victory was Vanderbilt's largest margin of victory vs. an SEC team in the Shea Ralph era, and it is the widest margin of victory vs. a conference opponent since a 92-41 win over Mississippi State on Jan. 3, 2013.

Vanderbilt was paced by five double-digit scorers, led by freshman Mikayla Blakes' 24-point performance. Sophomore Khamil Pierre had a 20-point performance, while senior Iyana Moore tallied 18 points. Graduate student Jane Nwaba tallied a season-high 13 points and hit a season-high three 3-pointers, while sophomore Madison Greene contributed 10 points off the bench.

With the win, Vanderbilt improves to 16-4 overall, while the Dores are now an even 3-3 in SEC play. The loss drops Arkansas to 8-13 on the year and 1-5 in league play.

Blakes, the reign USBWA Tamika Catching National Freshman of the Week and the NCAA.com Player of the Week, registered her 12th game of the season with 20 or more points, which leads all freshmen nationally. The guard's 24 points vs. Arkansas extends her double-digit scoring streak to six games. Additionally, Blakes scored 20-plus points for the fourth time over the course of her first six career SEC games.

Pierre's 20-point performance against Arkansas pushed her double-digit scoring streak to 22 games. It is the longest streak by a Dore since Carla Thomas' 29-game stretch during the 2006-07 campaign. The 6-2 forward nearly posted a double-double as she pulled down a game-high nine rebounds.

It is the 11th time this season that Blakes and Pierre have scored 20-plus points in the same game. Their performance against Arkansas also marked the 12th time that both players scored 20 or more points in a game this season.

Vanderbilt collected 17 steals vs. the Razorbacks, marking the ninth game this season that the Dores have posted 15 or more steals in a game. Graduate Leilani Kapinus collected a game-high six steals, while Pierre added four of her own.

The Commodores shot 56.5 percent from the floor and matched their season high with 13 made 3-point field goals. Vandy held Arkansas to an even 40.0 percent field goal percentage. The Dores forced the Razorbacks into 26 turnovers, which led to a 40-13 edge in points off turnovers for Vandy.

BOX SCORE

Box score for Game 20: Vanderbilt vs. Arkansas. Includes player stats for 11 players and team totals.

GAME 21 Vanderbilt at 15/15 Alabama

Scoreboard table for Game 21: Vanderbilt vs. Alabama. Final score: Vanderbilt 66, Alabama 64.

DATE Jan. 26, 2025 SITE Coleman Coliseum (Tuscaloosa, Ala.)

TIPOFF 1:00 p.m. END 2:54 p.m. ELAPSED 1:54 ATTENDANCE 2,712

DORES ROLL NO. 19 ALABAMA

TUSCALOOSA, Ala. - Freshman Mikayla Blakes scored 33 points to help the Vanderbilt women's basketball team collect a 66-64 win at No. 19/19-ranked Alabama on Sunday afternoon.

Blakes, the reigning USBWA Tamika Catching National Freshman of the Week, put on a show in front of the award's namesake, who was calling the game on SEC Network. Her 33-point performance marked the second time this season that Blakes has scored 30 or more points in a game, joining Barbara Brackman (1981-82) as the only Vanderbilt freshmen to register 30-plus points in multiples games in a season. The Somerset, New Jersey, native came up clutch in the second half, as Blakes scored 19 points over the final two quarters to help Vanderbilt erase a nine-point deficit in the third quarter.

With the win, Vanderbilt improves to 17-4 overall and 4-3 in SEC play. The Commodores collected their second victory over a ranked opponent this season. It is the first time since 2015-16 that the Dores have collected multiple wins over ranked foes in a season. The victory also snaps Vanderbilt's 10-game losing streak to Alabama. It is Vandy's first road win over a top-25 opponent since knocking off No. 24 Missouri, 56-52, on Feb. 28, 2016.

It was a back-and-forth contest on Sunday, which featured eight lead changes and five ties. The Commodores trailed the Crimson Tide 41-32 halfway through the third quarter, but Vanderbilt closed the frame on a 10-0 run to take a 42-41 lead into the fourth quarter.

The Dores pushed their lead to six points in the opening minutes of the fourth, but the No. 19-ranked team in the nation got back and tied the game at 60-60 with two minutes left on the clock. Blakes went on a personal 5-0 run from that point to give Vanderbilt a 65-60 advantage with 59 seconds left. An Alabama 3-point field goal made it a 65-63 affair with 41 seconds remaining.

With Vanderbilt leading by two, the Crimson Tide decided to play defense rather than extend the game at the free throw line. Vandy got two offensive rebounds on its final possession before Blakes went to the line, where she would go 1-of-2 to make it a 66-63 contest. Alabama also went 1-for-2 at the charity stripe on the ensuing possession, as Vandy called a timeout to advance the ball with three seconds left, holding a 66-64 lead. Vanderbilt turned over the inbound pass, however, Alabama was unable to get a shot off in time, as the Commodores secured the two-point victory.

Sophomore Khamil Pierre posted her 12th double-double of the season with a 12-point, 14-rebound effort. Pierre's 12-point outing extended her double-digit scoring streak to 23 games dating back to last season.

Vanderbilt shot 33.8 percent from the floor, while Alabama shot 51.9 percent. The Commodores held a 39-36 edge on the glass and collected 20 offensive rebounds. Vandy forced the Crimson Tide into 23 turnovers, which led to a 30-15 edge in points off turnovers for the Dores.

BOX SCORE

Box score for Game 21: Vanderbilt vs. Alabama. Includes player stats for 11 players and team totals.

Period by Period Scoring and TREN VANDY summary for Game 21.

GAME RECAPS

GAME 22 23/23 Vanderbilt at Florida

Scoreboard for Game 22: Vanderbilt 99, Florida 86. Columns for quarters 1-4 and Total.

DATE Jan. 30, 2025 SITE Exactech Arena (Gainesville, Fla.)

TIPOFF 6:00 p.m. END 7:57 p.m. ELAPSED 1:57 ATTENDANCE 1,709

ANOTHER RECORD-SETTING PERFORMANCE GAINESVILLE, Fla. - Mikayla Blakes rewrote the NCAA women's basketball record book once again on Thursday at Florida...

Blakes' 53 points are the most scored in a game by a first-year player at the NCAA Division I level, breaking JuJu Watkins' NCAA true freshman single-game scoring record of 51 points...

Blakes is the only Division I player - men's or women's - to score at least 50 points in a game this season. Additionally, she set both the SEC and the Vanderbilt women's basketball single-game scoring records.

Blakes previously set the Vanderbilt freshman record with 36 points vs. Georgia in her SEC debut on Jan. 3. Coupled with her 33-point performance at No. 19 Alabama last Sunday, Blakes is the first Vanderbilt freshman in school history to have back-to-back games with 30-plus points.

The 13-point victory over the Gators extends Vanderbilt's winning streak to four games, as the Commodores improve to 18-4 overall and 5-3 in SEC play.

The Commodore victory marks the first time in 10 seasons that Vanderbilt has won at Florida. The last Vandy victory in Gainesville came on Feb. 9, 2015, when the Dores posted a 76-75 win in overtime.

Senior Iyana Moore scored 22 points against the Gators. It is the 14th time over the last 15 games that Moore has scored double-digit points.

The Dores shot 53.1 percent from the floor on Thursday and made 11 3-pointers. Vanderbilt forced the Gators into 18 turnovers, which led to a 31-14 edge in points off turnovers.

BOX SCORE

Box score for Game 22: Vanderbilt 99, Florida 86. Lists player stats for FG, 3P, FT, Rebounds, Fouls, TP, AS, TO, ST, Blocks.

Summary statistics for Game 22: Points from turnovers, lead changes, time with lead, and time with lead.

INDIVIDUAL LEADERS

Individual leaders for Game 22: Mikayla Blakes - 53 pts, Ra Shaya Kyle - 23 pts, Iyana Moore - 22 pts.

INDIVIDUAL LEADERS

Individual leaders for Game 22: Khamil Pierre - 11 reb, Ra Shaya Kyle - 12 reb, Iyana Moore - 7 reb.

INDIVIDUAL LEADERS

Individual leaders for Game 22: Iyana Moore - 6 ast, Jordyn Oliver - 4 ast, M. Blakes/K. Pierre - 3 stl.

INDIVIDUAL LEADERS

Individual leaders for Game 22: Aiyana Mitchell - 3 blk, No Blocks Recorded.

GAME 23 23/23 Vanderbilt vs. Ole Miss

Scoreboard for Game 23: Vanderbilt 76, Ole Miss 61. Columns for quarters 1-4 and Total.

DATE Feb. 2, 2025 SITE Memorial Gymnasium (Nashville, Tenn.)

TIPOFF 2:00 p.m. END 3:44 p.m. ELAPSED 1:44 ATTENDANCE 6,021

DORES STREAK COMES TO AN END GAINESVILLE, Fla. - The No. 23/23-ranked Vanderbilt women's basketball team had its four-game winning streak come to an end on Sunday...

The Commodores fell victim to a hot-shooting Ole Miss team for the second time in 24 days, as the Rebels shot 54.2 percent from the field on Sunday. A pair of elongated runs by Mississippi put the game out of reach.

With the loss, Vanderbilt's four-game win streak comes to an end. It was Vandy's longest stretch of consecutive SEC wins since the 2011-12 campaign.

No. 23 Vandy had a pair of double-digit scorers on Sunday, led by sophomore Khamil Pierre's 24 points. The 6-2 forward shot 61.8 percent (11-of-18) from the field.

Mikayla Blakes followed her record-setting 53-point performance on Thursday at Florida with a 16-point effort against Ole Miss. Blakes, who was battling flu trouble in the first half and only played in 10 minutes over the first two quarters...

Senior Iyana Moore rounded out the group of double-digit scorers for the Dores with 10 points. It was the eighth time that Moore has tallied double figures in nine SEC games.

The Commodores shot 46.9 percent from the field on Sunday. The Rebels outrebounded Vanderbilt 32-23, which led to a 21-5 edge in second-chance points for Ole Miss.

BOX SCORE

Box score for Game 23: Vanderbilt 76, Ole Miss 61. Lists player stats for FG, 3P, FT, Rebounds, Fouls, TP, AS, TO, ST, Blocks.

Summary statistics for Game 23: Points from turnovers, lead changes, time with lead, and time with lead.

INDIVIDUAL LEADERS

Individual leaders for Game 23: Khamil Pierre - 24 pts, Starr Jacobs - 23 pts, Mikayla Blakes - 16 pts.

INDIVIDUAL LEADERS

Individual leaders for Game 23: Khamil Pierre - 7 reb, Starr Jacobs - 10 reb, Iyana Moore - 4 reb.

INDIVIDUAL LEADERS

Individual leaders for Game 23: Jordyn Oliver - 3 ast, Three Tied w/ 3 ast, Justine Pissott - 2 ast.

INDIVIDUAL LEADERS

Individual leaders for Game 23: J. Oliver/K. Pierre - 3 stl, S. Jacobs/K. Todd-Williams - 3 stl, 3 Tied w/1 stl.

INDIVIDUAL LEADERS

Individual leaders for Game 23: M. Blakes/K. Pierre - 1 blk, M. Scott/K. Todd-Williams - 2 blk, Mariyah Noel - 1 blk.

GAME 24 24/24 Vanderbilt at 4/6 Texas

Scoreboard for Game 24: Vanderbilt 66, Texas 87. Columns for quarters 1-4 and Total.

DATE Feb. 6, 2025 SITE Moody Center (Austin, Texas)

TIPOFF 8:00 p.m. END 10:04 p.m. ELAPSED 2:04 ATTENDANCE 7,079

TEXAS DROUGHT AUSTIN, Texas - The No. 24/24-ranked Vanderbilt women's basketball team dropped an 87-66 decision on Thursday night at No. 4/6 Texas.

Sophomore Khamil Pierre and freshman Mikayla Blakes each had a 20-plus point performance against the Longhorns. Pierre registered a team-high 26 points, while Blakes added 22 points.

Pierre scored 20-plus points for the second-straight contest, as she had 24 points her last time out vs. Ole Miss. It is the 14th game that the 6-2 forward has scored 20 or more points in a game this season.

Blakes, the three-time reigning USBWA Tamika Catchings Freshman of the Week, has now registered 20 or more points in seven SEC games. The guard also extended her double-digit scoring streak to 10 games.

Graduate student Jordyn Oliver dished out a team-high four assists and collected a team-best four steals in her return to her home state. It is the 16th time this season that Oliver has handed out three or more assists.

With the loss, No. 24/24 Vanderbilt falls to 18-6 overall and is now an even 5-5 in SEC play. Meanwhile, No. 4/6 Texas improves to 23-2 and 9-1 in league play.

Vanderbilt ran into a hot-shooting Longhorn squad, as Texas shot 52.8 percent from the floor. Texas made 69.2 percent of its shots from behind the arc, as the No. 4/6-ranked team in the country made nine 3-pointers. The Commodores shot 38.6 percent from the floor and outrebounded Texas, 33-30.

BOX SCORE

Box score for Game 24: Vanderbilt 66, Texas 87. Lists player stats for FG, 3P, FT, Rebounds, Fouls, TP, AS, TO, ST, Blocks.

Summary statistics for Game 24: Points from turnovers, lead changes, time with lead, and time with lead.

INDIVIDUAL LEADERS

Individual leaders for Game 24: Khamil Pierre - 26 pts, Madison Booker - 20 pts, Mikayla Blakes - 22 pts.

INDIVIDUAL LEADERS

Individual leaders for Game 24: Khamil Pierre - 7 reb, M. Booker/T. Jones - 6 reb, M. Blakes/J. Pissott - 4 reb.

INDIVIDUAL LEADERS

Individual leaders for Game 24: Jordyn Oliver - 4 ast, Rori Hamilton - 5 ast, Mikayla Blakes - 2 ast.

INDIVIDUAL LEADERS

Individual leaders for Game 24: Jordyn Oliver - 4 stl, Rori Hamilton - 5 stl, Mikayla Blakes - 3 stl.

INDIVIDUAL LEADERS

Individual leaders for Game 24: A. Mitchell/J. Oliver - 1 blk, M. Booker/K. Oldacre - 2 blk, 3 Tied w/ 1 stl.



GAME RECAPS

GAME 25 Vanderbilt vs. Mississippi St.

Scoreboard for Game 25: Vanderbilt 77, Mississippi State 85. Columns: 1, 2, 3, 4, OT, 2OT, TOTAL.

DATE Feb. 13, 2025 SITE Memorial Gymnasium (Nashville, Tenn.)

TIPOFF 8:00 p.m. END 10:35 p.m. ELAPSED 2:35 ATTENDANCE 3,577

DORES FALL IN DOUBLE OVERTIME

NASHVILLE, Tenn. - The Vanderbilt women's basketball team dropped an 85-77 decision to Mississippi State on Thursday in the first double overtime game at Memorial Gymnasium in over 35 years.

In a tight battle featuring 13 lead changes and 12 ties, it was Mississippi State outscoring Vanderbilt, 13-5 in the second overtime period to finally pull away from the Commodores. It's the first double overtime contest for Vandy under head coach Shea Ralph, while it was the ninth double overtime game in program history.

With the loss, Vanderbilt extends its losing streak to three games. The Commodores are now 18-7 overall and 5-6 in SEC play. Mississippi State improves to 18-8 and 5-7 in league games.

Sophomore Khamil Pierre registered her 13th double-double of the season with a 24-point, 12-rebound effort against the Bulldogs. Pierre has scored 20-plus points in three-straight contests.

Pierre led a quartet of double-digit scorers for the Commodores. Sophomore Madison Greene came off the bench and hit four 3-point field goals en route to a 17-point performance. It is the ninth time this season that Greene has scored 10-plus points in a reserve role.

Freshman Mikayla Blakes filled up the stat sheet against the Bulldogs. The six-time SEC Freshman of the Week registered 13 points, pulled down a career-high nine rebounds, collected five steals, and dishd out four assists.

The Commodores shot 37.2 percent from the floor against MSU, while the Bulldogs posted a 38.9 percent field goal percentage. Mississippi State outrebounded Vanderbilt, 65-43, led by Madina Okot's 23-rebound performance.

BOX SCORE

Mississippi St. Box Score: 15 Madina Okot (33) with 23 rebounds and 4 assists.

Vanderbilt - 77

Vanderbilt Box Score: 24 Khamil Pierre with 12 rebounds and 4 assists.

Comparison table between MS ST and VANDY for various statistics like Biggest Lead, Turnovers, Paint, etc.

INDIVIDUAL LEADERS



Points: Khamil Pierre - 24 pts, Madison Greene - 17 pts, Madina Okot - 21 pts, Jerkaila Jordan - 21 pts.

Rebounds: Khamil Pierre - 12 reb, Mikayla Blakes - 9 reb, Madina Okot - 23 reb, Quinarah Montague - 12 reb.

Assists: Ilyana Moore - 5 ast, Denim DeShields - 4 ast, Mikayla Blakes - 4 ast, Madina Okot - 3 ast.

Steals: Mikayla Blakes - 5 stl, A. Mitchell/J. Moore - 3 stl, Madina Okot - 4 stl, Denim DeShields - 3 stl.

Balls: Ayiana Mitchell - 2 blk, L. Kapinus/J. Oliver - 1 blk, Madina Okot - 2 blk, D. DeShields/D. Powe - 1 blk.

GAME 26 Vanderbilt at Auburn

Scoreboard for Game 26: Vanderbilt 98, Auburn 88. Columns: 1, 2, 3, 4, OT, TOTAL.

DATE Feb. 16, 2025 SITE Neville Arena (Auburn, Ala.)

TIPOFF 3:00 p.m. END 5:18 p.m. ELAPSED 2:18 ATTENDANCE 4,353

BREAKING RECORDS AGAIN

AUBURN, Ala. - Mikayla Blakes rewrote the NCAA record book once again Sunday afternoon, as she broke the NCAA freshman single-game scoring record with 55 points in a 98-88 overtime win at Auburn on Sunday afternoon.

Blake, who previously set the NCAA true-freshman scoring record with 53 points at Florida on Jan. 30, broke Delaware's Elena Delle Donne's NCAA freshman scoring record of 54 points she scored as a redshirt freshman back during the 2009-10 season.

The win ends Vanderbilt's three-game skid, as the Commodores are now 19-7 overall and 6-6 in SEC play. Auburn moves to 12-14 on the year and now stands at 3-10 in league play.

Vanderbilt overcame its second-largest deficit in the second half since the turn of the century by erasing a 15-point Auburn lead late in the fourth quarter. It was two points shy of the largest comeback this century for the Doers, which came on March 7, 2004, when the Commodores completed a 17-point comeback against Georgia.

Blakes shot 53.6 percent from the field, going 15-of-28 from the floor. The freshman from Somerset, New Jersey, went 23-of-24 from the free throw line, as she made her first 23 free throw attempts. The guard dishd out a team-high five assists and added five rebounds and three steals to her stat line.

Additionally, Blakes' 55 points at Auburn broke her own SEC single-game scoring record of 53 points set at Florida on Jan. 30. The 55 points also set the Neville Arena single-game scoring record for either a men's or women's basketball player.

The Commodores trailed the Tigers by 15 points at 74-59 with 6:55 remaining in the game. Vanderbilt went on a 20-5 run from there to pull even with Auburn at 79-all with 53 seconds left in the contest. The Tigers regained an 81-79 advantage with a pair of free throws with 32 seconds remaining.

Vanderbilt made it a one-possession game with a pair of free throws from Blakes, but Auburn answered with a couple of free throws to go back up 84-81 with seven seconds left.

Vandy used the momentum built in regulation in the fourth quarter to outscore Auburn 14-4 in overtime to score the 10-point, come-from-behind victory over the Tigers. Blakes' made a pair of free throws with 17 seconds left to set the NCAA freshman single-game scoring record.

Blakes' 55 points pushed her double-digit scoring streak to 12 games. It was her fourth 30-plus point performance of the year, all four of which have come in SEC play. Additionally, it was Blakes' 16th game scoring 20 or more points, a mark that leads all NCAA Division I freshmen this season.

Sophomore Khamil Pierre registered double-digit points for the fourth-straight game with a 19-point performance. The 6-2 forward has now scored double-digit points in 27 of her last 28 games dating back to last season.

The Commodores shot 50.8 percent from the floor in the win, while connecting on 33.3 percent of their shots from behind the arc. Vanderbilt forced Auburn into 15 turnovers which led to a 21-13 edge in points off turnovers for the Doers.

BOX SCORE

Auburn - 88 Box Score: Mikayla Blakes (55) with 15 rebounds and 5 assists.


Auburn - 88

Auburn Box Score: Mikayla Blakes (55) with 15 rebounds and 5 assists.

Period by Period Scoring

Comparison table for Auburn vs Vanderbilt showing points from each quarter and OT.

INDIVIDUAL LEADERS



Points: Mikayla Blakes - 55 pts, Yutting Deng - 27 pts, Khamil Pierre - 19 pts, DeVona Gaston - 25 pts.

Rebounds: Ayiana Mitchell - 7 reb, Yutting Deng - 9 reb, Mikayla Blakes - 5 reb, Taylen Collins - 7 reb.

Assists: Mikayla Blakes - 5 ast, Jordyn Oliver - 4 ast, Mar'Shaun Bostic - 11 ast, Three Tied w/ 3 ast.

Steals: Jordyn Oliver - 6 stl, Mikayla Blakes - 3 stl, Mar'Shaun Bostic - 3 stl, Celia Sumbane - 2 stl.

Balls: Ayiana Mitchell - 4 blk, Leilani Kapinus - 1 blk, Taylen Collins - 3 blk, M. Bostic/C. Sumbane - 1 blk.