



#23/23

## VANDERBILT

WOMEN'S BASKETBALL

2024-25 GAME NOTES • GAME 23 • vs. Ole Miss (RV/--)

## 2024-25 SCHEDULE

Overall: 18-4 | SEC: 5-3

Home: 12-1 | Away: 5-2 | Neutral: 1-1

NET Ranking: 18 | Streak: W-4

## NOVEMBER (7-1)

4	Lipscomb	Win	102-50
8	Austin Peay	Win	93-37
14	at South Florida	Win	62-49
17	Butler	Win	81-52
20	Hampton	Win	94-45
22	Samford	Win	104-59
26	vs. Arizona <sup>^</sup>	Win	71-60
27	vs. (RV/RV) Michigan State <sup>^</sup>	Loss	70-78

## DECEMBER (6-0)

1	Appalachian State	Win	94-40
4	at Miami <sup>#</sup>	Win	88-70
14	Evansville	Win	106-40
19	at Dayton	Win	80-66
21	West Georgia	Win	103-68
29	Alabama A&M	Win	93-64

## JANUARY (5-3)

2	Georgia*	Win	108-82
5	#16/16 Kentucky*	Loss	78-96
9	at (RV/RV) Ole Miss*	Loss	59-87
11	at #5/4 LSU*	Loss	77-83
19	#15/15 Tennessee*	Win	71-70
23	Arkansas*	Win	101-60
26	at #19/19 Alabama*	Win	66-64
30	at Florida*	Win	99-86

## FEBRUARY (0-0)

2	Ole Miss*	2 p.m.	SEC Network+
6	at Texas*	8 p.m.	SEC Network
13	Mississippi State*	8 p.m.	SEC Network
16	at Auburn*	3 p.m.	SEC Network
20	at Oklahoma*	6 p.m.	SEC Network+
23	South Carolina*	2 p.m.	SEC Network+
27	Texas A&M*	6:30 p.m.	SEC Network+

## MARCH (0-0)

2	at Missouri*	2 p.m.	SEC Network+
6-9	SEC Tournament	TBD	TBD

All times Central • Home games in bold • Neutral games in italics

\*SEC game • ^Acricure Classic (Palm Springs, Calif.) • #SEC/ACC Challenge • %SEC Tournament

Rankings: AP/Coaches • All games times and dates are subject to change

## GAME 23



#23/23 VANDERBILT (18-4, 5-3 SEC)

vs. OLE MISS (RV/--) (14-6, 5-3 SEC)



SUNDAY, FEB. 2

2 p.m. CT



NASHVILLE, TENN.

Memorial Gymnasium (14,316)



SEC NETWORK+

Andrew Allegretta (Play-By-Play) • Drew Maddux (Analyst)



94.9 THE FAN

Vanderbilt Athletics App • Jake Lyman

## STARTING FIVE

>> The Dores come into Sunday fresh off a 2-0 SEC road trip that featured winning stops at No. 19 Alabama (66-64) and Florida (99-86), which has put them at 18-4 overall and 5-3 in SEC play. Vanderbilt has won four-straight SEC games for the first time since the 2013-14 season.

>> The Commodores are riding a four-game winning streak. It is the third time this season that Vanderbilt has had a winning streak of four-plus games, as the Dores have had two separate seven-game winning streaks this season. The last time Vandy won five-straight SEC games came during the 2011-12 season.

>> Sunday's contest will be the second matchup between Vanderbilt and Ole Miss this season. The two last met on Jan. 9 at The Pavilion, where the Rebels captured the 87-59 victory on a cold night in Oxford. Freshman Mikayla Blakes led a trio of double-digit scorers for the Commodores that night with a 19-point performance in her first career SEC road contest.

>> It is the 57th meeting between the Commodores and Rebels. Vandy holds the all-time series lead at 35-21, though Ole Miss has won each of the last four contests. The Dores are 0-4 against Mississippi in the Ralph era.

>> Vanderbilt is 20-5 all-time against Ole Miss at Memorial Gymnasium. The Commodores have dropped each of the last two home games against the Rebels, which includes Mississippi's 67-61 victory on Feb. 1, 2024.



## TEAM COMPARISON

18-4	Overall Record	14-6
5-3	SEC Record	5-3
86.4	Points Per Game	77.7
63.9	Opp. Per Game	53.6
46.1	Field Goal Pct.	45.0
41.7	Opp. Field Goal Pct.	38.9
33.3	3-Point Pct.	31.4
29.3	Opp. 3-Point Pct.	30.3
77.8	Free Throw Pct.	72.8
40.3	Rebounds Per Game	38.3
+4.8	Rebounding Margin	+7.9
17.4	Assists Per Game	17.8
13.5	Turnovers Per Game	13.3
12.7	Steals Per Game	12.1
3.0	Blocks Per Game	4.6

## SERIES HISTORY

Games:	56
Vanderbilt Series Record:	35-21
Games in Nashville:	20-5
Games in Gainesville:	9-16
Neutral Site Games:	6-0
First Meeting:	Feb. 6, 1978 in Nashville, Ole Miss, 85-64
Last Meeting:	Jan. 9, 2025 in Oxford, Miss., Ole Miss, 59-87
Last Vandy Win:	Feb. 9, 2020 in Nashville, 63-47
Last Vandy Loss:	Jan. 9, 2025 in Oxford, Miss., 59-87
Last Home Win:	Feb. 9, 2020, 63-47
Last Road Win:	Feb. 1, 2018, 75-72
Last Neutral Win:	March 2, 2016 in Jacksonville, Fla., 74-59
Last Home Loss:	Feb. 1, 2024, 61-67
Last Road Loss:	Jan. 9, 2025, 59-87
Last Neutral Loss:	Never
vs. Ole Miss under Ralph:	0-4
Current Vanderbilt Streak:	L-4

## LAST FIVE GAMES

Date	Location	Vandy Result	Score
01.09.25	Oxford	Loss	59-87
02.01.24	Nashville	Loss	61-67
01.05.23	Oxford	Loss	53-74
02.20.22	Nashville	Loss	47-57
02.09.20	Nashville	Win	63-47

## PROJECTED STARTERS



1

MIKAYLA BLAKES

G • 5-8 • Fr.  
Somerset, N.J.  
Rutgers Prep HSPoints • 22.4  
FG% • 46.9  
3PPFG% • 33.5  
Boards • 3.1  
Assists • 3.1  
Steals • 2.5

10

JANE NWABARA

G • 5-10 • Gr.  
Carlson, Calif.  
PepperdinePoints • 5.5  
FG% • 48.9  
3PPFG% • 39.4  
Boards • 2.5  
Assists • 1.0  
Ast/TO • 1.5

11

JORDYN OLIVER

G • 5-10 • Gr.  
Prosper, Texas  
Duke • BaylorPoints • 3.8  
FG% • 45.6  
FT% • 88.9  
Boards • 5.3  
Assists • 3.9  
Ast/TO • 2.9

12

KHAMIL PIERRE

F • 6-2 • So.  
Phoenix, Ariz.  
Perry HSPoints • 21.7  
FG% • 53.9  
FT% • 69.6  
Boards • 10.3  
Assists • 2.2  
Steals • 3.2

23

IYANA MOORE

G • 5-8 • Sr.  
Milwaukee, Wis.  
Blackman HSPoints • 13.6  
FG% • 38.4  
FT% • 80.9  
3PPFG% • 36.2  
3PPFG PG • 2.5  
Assists • 2.5



# ROSTER BREAKDOWN

## CLASS

**GRADUATE (3):** Leilani Kapinus, Jane Nwaba, Jordyn Oliver

**SENIOR (2):** Iyana Moore, Sacha Washington

**JUNIOR (2):** Jada Brown, Justine Pissott

**SOPHOMORE (4):** Madison Greene, Aga Makurat, Aiyana Mitchell, Khamil Pierre

**FRESHMAN (2):** Mikayla Blakes, Trinity Wilson, Monique Williams\*

## POSITION

**FORWARD (6):** Aiyana Mitchell, Jane Nwaba, Khamil Pierre, Justine Pissott, Sacha Washington, Trinity Wilson, Monique Williams\*

**GUARD (8):** Mikayla Blakes, Jada Brown, Madison Greene, Leilani Kapinus, Aga Makurat, Iyana Moore, Jordyn Oliver, Justine Pissott

## HOME STATE/COUNTRY

**NEW JERSEY (2):** Mikayla Blakes, Justine Pissott

**WISCONSIN (2):** Leilani Kapinus, Iyana Moore

**CALIFORNIA (1):** Jane Nwaba

**GEORGIA (1):** Sacha Washington

**ARIZONA (1):** Khamil Pierre

**ARKANSAS (1):** Jada Brown

**AUSTRALIA (1):** Monique Williams\*

**COLORADO (1):** Aiyana Mitchell

**MINNESOTA (1):** Trinity Wilson

**OHIO (1):** Madison Greene

**POLAND (1):** Aga Makurat

**TEXAS (1):** Jordyn Oliver

\*Early enrollee, will begin collegiate career in '25-26

## COACHES & STAFF

**HEAD COACH:** SHEA RALPH • 4TH SEASON

**ASSOCIATE HEAD COACH:** TOM GARRICK • 4TH SEASON

**ASSISTANT COACH:** ASHLEY EARLEY • 4TH SEASON

**ASSISTANT COACH:** KEVIN DEMILLE • 4TH SEASON

**AST. COACH/AST. DIR. OF OPS:** ERIC MUNDINGER • 3RD SEASON

**CHIEF OF STAFF/EXECUTIVE DIR. OF OPS:** CHRIS BRANN • 4TH SEASON

**DIR. OF INTERNAL OPS./ON-CAMPUS RECRUITING COORD.:** KOKO NELSON • 4TH SEASON

**DIR. OF STRENGTH & CONDITIONING:** JENA READY • 1ST SEASON

**SENIOR ASSO. ATHLETIC TRAINER:** ALLISON SHEPHERD • 4TH SEASON

**DIR. OF CREATIVE CONTENT:** LEAH DUSTERHOFT • 4TH SEASON

**DIR. OF SPECIAL PROJECTS & ATHLETIC CULTURE:** YVONNE HAWKINS • 1ST SEASON

**DIR. OF PLAYER ENGAGEMENT & INFLUENCE:** AUDREY MONTGOMERY • 1ST SEASON

**VIDEO COORDINATOR:** JT OREM • 1ST SEASON

**SPORTS INFORMATION DIRECTOR:** CHRIS CASKEY • 2ND SEASON



FRONT ROW (L-R) MADISON GREENE, LEILANI KAPINUS, JORDYN OLIVER, IYANA MOORE, JADA BROWN, MIKAYLA BLAKES  
BACK ROW (L-R) SACHA WASHINGTON, KHAMIL PIERRE, AGA MAKURAT, AIYANA MITCHELL, JUSTINE PISSOTT, TRINITY WILSON, JANE NWABA

## 2024-25 ROSTER

No.	Name	POS	HT	YR	EXP	Hometown (Previous School)
1	Mikayla Blakes	G	5-8	Fr.	HS	Somerset, N.J. (Rutgers Prep)
2	Jada Brown	G	5-8	Jr.	2V	Bentonville, Ark. (Bentonville HS)
4	Madison Greene	G	5-6	So.	1V	Columbus, Ohio (Pickerington Central HS)
5	Leilani Kapinus	G	5-10	Gr.	TR	Madison, Wis. (Penn State)
10	Jane Nwaba	F	5-10	Gr.	TR	Carson, Calif. (Pepperdine)
11	Jordyn Oliver	G	5-10	Gr.	1V	Prosper, Texas (Duke)
12	Khamil Pierre	F	6-2	So.	1V	Phoenix, Ariz. (Perry HS)
13	Justine Pissott	G/F	6-4	Jr.	1V	Toms River, N.J. (Tennessee)
14	Aiyana Mitchell	F	6-4	So.	1V	Colorado Springs, Colo. (Fountain-Fort Carson HS)
23	Iyana Moore	G	5-8	Sr.	2V	Milwaukee, Wis. (Blackman HS)
24	Aga Makurat	G	6-2	So.	1V	Sierakowice, Poland (Sopocka Akademia Tenisowa)
30	Trinity Wilson	F	6-3	Fr.	HS	Lakeville, Minn. (Lakeville North HS)
35	Sacha Washington	F	6-2	Sr.	3V	Lawrenceville, Ga. (Collins Hill HS)
- -	Monique Williams*	F	6-3	Fr.	HS	Perth, Australia (Willeton Senior HS)

\*Early enrollee, will begin collegiate career in '25-26

## COACHING STAFF

**HEAD COACH:** Shea Ralph - 4th Season - UConn '01

**ASSOCIATE HEAD COACH:** Tom Garrick - 4th Season - Rhode Island '88

**ASSISTANT COACH:** Ashley Earley - 4th Season - Vanderbilt '05

**ASSISTANT COACH:** Kevin DeMille - 4th Season - UConn '13

**ASSISTANT COACH/AST. DIRECTOR OF OPERATIONS:** Eric Munding - 3rd Season - Memphis '20

## PRONUNCIATION

**JADA BROWN:** (Jay-Duh)

**LEILANI KAPINUS:** (LAY-lawn-EE, Cap-n-IS)

**AGA MAKURAT:** (Ah-gah, Mock-ew-Rah)

**AIYANA MITCHELL:** (Eye-on-Uh)

**IYANA MOORE:** (Eye-on-Uh)

**JANE NWABA:** (Wah-Buh)

**KHAMIL PIERRE:** (KAH-Meel, Pea-Air)

**JUSTINE PISSOTT:** (Jus-TEEN, Pih-SOT)

**SACHA WASHINGTON:** (Sah-SHUH)

**MONIQUE WILLIAMS:** (Moh-NEEK)

## SEC STANDINGS (AS OF JAN. 28, 2025)

Team	SEC	Record	Streak
2/2 South Carolina	8-0	20-1	W-15
7/4 LSU	7-1	22-1	W-2
5/7 Texas	7-1	21-2	W-5
12/11 Kentucky	7-1	18-2	W-2
<b>23/23 Vanderbilt</b>	<b>5-3</b>	<b>18-4</b>	<b>W-3</b>
Ole Miss (RV/--)	5-3	14-6	W-1
22/19 Alabama	4-4	17-5	L-2
13/15 Oklahoma	4-4	16-5	L-1
18/17 Tennessee	3-5	15-5	L-3
Mississippi State	3-5	16-6	L-1
Texas A&M	3-5	10-9	L-1
Florida	2-5	11-10	L-3
Auburn	2-6	11-10	W-1
Georgia	1-6	9-12	L-4
Missouri	1-6	12-10	W-1
Arkansas	1-6	8-14	L-4

## POLLS

### Associated Press Top 25 as of Jan. 27

- |                        |                       |
|------------------------|-----------------------|
| 1) UCLA (31)           | 14) Maryland          |
| 2) South Carolina* (1) | 15) North Carolina    |
| 3) Notre Dame          | 16) Michigan State    |
| 4) Southern Cal        | 17) NC State          |
| 5) Texas*              | 18) Tennessee*        |
| 6) UConn               | 19) California        |
| 7) LSU*                | 20) Georgia Tech      |
| 8) Ohio State          | 21) West Virginia     |
| 9) TCU                 | 22) Alabama*          |
| 10) Duke               | 23) <b>VANDERBILT</b> |
| 11) Kansas State       | 24) Oklahoma State    |
| 12) Kentucky*          | 25) Florida State     |
| 13) Oklahoma*          | *Vanderbilt Opponent  |

**Received Votes:** Michigan, Nebraska, Minnesota, Creighton, Baylor, Utah, Ole Miss\*, Harvard, South Dakota State

### USA Today/WBCA Coaches Top 25 as of Jan. 28

- |                        |                       |
|------------------------|-----------------------|
| 1) UCLA (30)           | 14) Maryland          |
| 2) South Carolina* (1) | 15) North Carolina    |
| 3) Notre Dame          | 16) NC State          |
| 4) Southern Cal        | 17) Michigan State*   |
| 5) LSU*                | 18) California        |
| 6) UConn               | 19) Tennessee*        |
| 7) Texas*              | 20) West Virginia     |
| 8) Ohio State          | 21) Georgia Tech      |
| 9) TCU                 | 22) Alabama*          |
| 10) Duke               | 23) <b>VANDERBILT</b> |
| 11) Kansas State       | 24) Florida State     |
| 12) Oklahoma*          | 25) Oklahoma State    |
| 13) Kentucky*          | *Vanderbilt Opponent  |

**Received Votes:** South Dakota State, Baylor, Creighton, Minnesota, Nebraska, Utah, Louisville, Michigan, Virginia Tech, Richmond, FGCU, George Mason, Norfolk State





## TV/RADIO ROSTER



**1 Mikayla Blakes**  
G // 5-8 // Fr.  
Somerset, N.J.  
Rutgers Prep HS



**2 Jada Brown**  
G // 5-8 // Jr.  
Bentonville, Ark.  
Bentonville HS



**4 Madison Greene**  
G // 5-6 // So.  
Columbus, Ohio  
Pickerington Central HS



**5 Leilani Kapinus**  
G // 5-10 // Gr.  
Madison, Wis.  
Penn State  
James Madison Memorial HS



**10 Jane Nwaba**  
F // 5-10 // Gr.  
Carson, Calif.  
Pepperdine  
Palisades Charter HS



**11 Jordyn Oliver**  
G // 5-10 // Gr.  
Prosper, Texas  
Duke // Baylor  
Prosper HS



**12 Khamil Pierre**  
F // 6-2 // So.  
Phoenix, Ariz.  
Perry HS



**13 Justine Pissott**  
G/F // 6-4 // Jr.  
Toms River, N.J.  
Tennessee  
Red Bank Catholic HS



**14 Aiyana Mitchell**  
F // 6-4 // So.  
Colorado Springs, Colo.  
Fountain-Fort Carson HS



**23 Iyana Moore**  
G // 5-8 // Sr.  
Milwaukee, Wis.  
Blackman HS



**24 Aga Makurat**  
G // 6-2 // So.  
Sierakowice, Poland  
Sopocka Akademia  
Tenisowa



**30 Trinity Wilson**  
F // 6-3 // Fr.  
Lakeville, Minn.  
Lakeville North HS



**35 Sacha Washington**  
F // 6-2 // Sr.  
Lawrenceville, Ga.  
Lawrenceville HS



**— Monique Williams**  
F // 6-3 // Fr.  
Perth, Australia  
Willeton Senior HS

## COACHING STAFF




**Shea Ralph**  
Head Coach  
4th Season




**Tom Garrick**  
Associate  
Head Coach  
4th Season



**Ashley Earley**  
Assistant Coach  
4th Season



**Kevin DeMille**  
Assistant Coach  
4th Season



**Eric Munding**  
Assistant Coach  
3rd Season



## VANDERBILT WBB QUICK FACTS

HOME ARENA: MEMORIAL GYMNASIUM (14,316)  
2023-24 RECORD: 23-10  
2023-24 SEC RECORD: 9-7  
POSTSEASON: 1-1 (NCAA FIRST ROUND)  
LETTERWINNERS RETURNING/LOST: 9/4  
STARTERS RETURNING/LOST: 5/1  
NEWCOMERS: 4

## THE UNIVERSITY

LOCATION: NASHVILLE, TENN.  
AFFILIATION: NCAA DIVISION I  
CONFERENCE: SOUTHEASTERN (SEC)  
MASCOT: COMMODORES  
COLORS: BLACK & GOLD  
CHANCELLOR: DANIEL DIERMEIER  
DIRECTOR OF ATHLETICS: CANDICE STOREY LEE  
FACULTY ATHLETICS REP: TRACE WILGUS

## PROGRAM HISTORY

ALL-TIME RECORD: 902-548 (.622)  
ALL-TIME SEC RECORD: 267-276 (.492)  
ALL-TIME SEC TOURNAMENT RECORD: 49-38 (.563)  
SEC TOURNAMENT TITLES: 6 ('93, '95, '02, '04, '07, '09)  
NCAA TOURNAMENT APPEARANCES: 28  
NCAA TOURNAMENT RECORD: 40-28 (.588)  
LAST NCAA TOURNAMENT APPEARANCE: 2024  
LAST POSTSEASON APPEARANCE: 2024 (NCAA)

## SOCIAL MEDIA

FACEBOOK: /VANDYWBB  
INSTAGRAM: @VANDYWBB  
X/TWITTER: @VANDYWBB  
WEBSITE: VUCOMMODORES.COM

## ATHLETIC COMMUNICATIONS

VANDERBILT WOMEN'S BASKETBALL SID: CHRIS CASKEY, 2ND SEASON  
EMAIL: CHRIS.CASKEY@VANDERBILT.EDU  
PHONE NUMBER: 606-207-7481  
ASSOCIATE ATHLETIC DIRECTOR: BRIAN FREMUND



## DORE NOTES

### GAME COVERAGE

Sunday's contest against Ole Miss streams live on SEC Network+ via the Watch ESPN app, with Andrew Allegretta and Drew Maddux calling the action. Fans can listen to Jake Lyman locally on 94.9 The Fan and the Vanderbilt Commodores app outside of Nashville. Fans can also follow along via live stats.

### NET RANKING

Vanderbilt enters Sunday holding a NET ranking of 18. The Commodores came in at No. 7 in the first NET ranking of the 2024-25 season, the highest NET ranking in program history. The NET is an evaluation tool the NCAA Tournament Selection Committee uses to determine seeding and at-large bids.

### NATIONALLY RANKED

Vanderbilt broke into the Associated Press Top 25 for the first time since the 2013-14 season, this week, coming in at No. 23 this week. The Commodores also checked in at No. 23 in the USA Today/ WBCA Coaches Poll, marking the second-straight season the Dorees have been featured in the Coaches Poll. This week's rankings mark the first time Vanderbilt has been in both polls since Feb. 18, 2014.

### BLAKES SETS NCAA TRUE FRESHMAN SCORING RECORD

Mikayla Blakes rewrote the NCAA women's basketball record book once again on Jan. 30 at Florida, as the Vanderbilt women's basketball standout broke the NCAA true freshman record for most points scored in a game with a 53-point performance to lead the No. 23/23-ranked Commodores to a 99-86 road win.

Blakes' 53 points are the most scored in a game by a first-year player at the NCAA Division I level, breaking JuJu Watkins' NCAA true freshman single-game scoring record of 51 points, set by the Southern California standout last season. Blakes was one point short of setting the NCAA Division I single-game women's basketball freshman scoring record, held by Delaware's Elena Delle Donne, who scored 54 points in a contest as a redshirt freshman in 2009-10. Delle Donne spent her first season as an NCAA student-athlete on Delaware's volleyball team before playing four seasons of women's basketball for the Blue Hens.

Blakes is the only Division I player — men's or women's — to score at least 50 points in a game this season. Additionally, she set both the SEC and the Vanderbilt women's basketball single-game scoring records. The freshman broke Jocelyn Penn's (LSU) SEC single-game record of 51 points, scored on Jan. 4, 2003, against Stetson. Blakes also surpassed Khamil Pierre's previous school record of 42 points, which was set on Dec. 17 vs. Evansville.

### MOORE PRODUCTION IN SEC PLAY

Senior Iyana Moore contributed to a total of 38 points in Vanderbilt's 99-86 win at Florida. The guard scored 22 points and dished out six assists, which led to 16 points.

In league games, Moore is averaging 16.9 points per game, an increase of 2.9 points compared to her season-scoring average of 14.0 points. The guard has scored registered double-digit points in all but one SEC game this season, which includes a season-best 23-point performance at LSU on Jan. 13.

### NCAA TEAM OF THE WEEK

Vanderbilt was selected as the NCAA Team of the Week after breaking into the Associated Press Women's College Basketball Top 25 Poll for the first time in over a decade. Vandy went 2-0 last week in a pair of SEC games that put them back over .500 in league play at 4-3. The Dorees collected a 101-60 win over Arkansas last Thursday to set the school record for most 100-point games in a season with six. The Dorees then went on the road to knock off No. 19-ranked Alabama on the road, 66-64, to post their first road win over a ranked team since the 2015-16 season.

### MIKAYLA WINS NATIONAL FRESHMAN OF THE WEEK...AGAIN!?!?

Vanderbilt's first-year standout guard Mikayla Blakes was named the USBWA Tamika Catchings National Freshman of the Week for the second-straight time. She is the first player to win the award twice this season.

Blakes averaged 28.5 points, 3.5 rebounds, 2.0 assists, and 2.0 steals to help Vanderbilt collect wins over Arkansas (101-61) and No. 19 Alabama (66-64). The guard registered back-to-back games with 20 or more points, extending her scoring streak to seven games. The guard also was named National Freshman of the Week by the USBWA on Jan. 21, where she shared the honor with Nebraska's Britt Prince.

### BLAKES WINS FOURTH SEC FRESHMAN OF THE WEEK AWARD

Mikayla Blakes was named SEC Co-Freshman of the Week for the fourth time this season on Jan. 28, sharing the honors with South Carolina's Joyce Edwards. It is a league-high fourth SEC Freshman of the Week selection for Blakes. It is her first SEC weekly award since Dec. 10, when she shared SEC Freshman of the Week with Auburn's Syriah Daniels. Blakes' four SEC frosh award selections are second-most in school history, as Khamil Pierre captured the weekly honor program-best five times last season.







## DORE NOTES

### SCORING STREAKS

Freshman Mikayla Blakes having tallied double-figure points in eight-straight contests. Senior Iyana Moore has scored 10-plus points in 14 of her last 15 games, while sophomore Khamil Pierre has registered double-digit points in 23 of her last 24 games dating back to last season.

Recently, Pierre had her 23-game streak snap. Pierre's 23-game streak was the longest by a Commodore since 2006-07 when Carla Thomas registered double-digit points in 29-straight games. Pierre's streak was also the fourth-longest double-digit scoring streak by a Dore since 1999-00.

### PIERRE'S ELITE NUMBERS

Sophomore Khamil Pierre currently ranks fourth all in NCAA Division I in field goals made with 182 and fifth in double-doubles with 12. The 6-2 forward ranks in the top 15 nationally in eight categories. She is the only NCAA Division I player placed in the top 15 in scoring (15th: 20.8 ppg) and steals per game (7th; 3.19) and she is the lone player in the country to average over 20.0 points and 10.3 rebounds per game this season.

### BLAKES' CASE FOR NATIONAL FRESHMAN OF THE YEAR

Freshman guard Mikayla Blakes is making a strong case for national freshman of the year consideration. The 5-8 guard leads all NCAA Division I freshmen in scoring (22.4 ppg), points scored (493), and field goals made (167).

She recently set the NCAA true freshman single-game scoring record with 53 points at Florida in a 99-86 win on Jan. 30. It was the first time this season - on either the men's or women's side - that an NCAA basketball player has scored 50-plus points this season. Her 53 points were also an SEC single-game record, regardless of class, and set Vanderbilt's single-season record, breaking Khamil Pierre's previous school record of 42 points, set back on Dec. 14. Blakes is one of two NCAA freshmen this season to have multiple games with 30-plus points.

Blakes ranks in the top five among freshmen nationally in made 3-point field goals (2nd, 53), steals (3rd; 54), steals per game (4th, 2.47) and free throw percentage (4th, 86.3%). She has scored 20-plus points in 14 games this season which leads all NCAA freshmen, and she is the only frosh nationally to score 33-plus points in multiple games this season.

## 2024-25 GAME-BY-GAME STARTERS

Team	G	G	G	F	F	Result
Lipscomb	Blakes	Moore	Oliver	Nwaba	Pierre	W, 102-50
Austin Peay	Blakes	Moore	Oliver	Nwaba	Pierre	W, 93-37
at South Florida	Blakes	Greene	Oliver	Nwaba	Pierre	W, 62-49
Butler	Blakes	Greene	Oliver	Nwaba	Pierre	W, 81-52
Hampton	Blakes	Moore	Oliver	Nwaba	Pierre	W, 94-46
Samford	Blakes	Moore	Oliver	Nwaba	Pierre	W, 104-59
vs. Arizona	Blakes	Greene	Moore	Oliver	Pierre	W, 71-60
vs. Michigan State	Blakes	Greene	Moore	Oliver	Pierre	L, 78-70
Appalachian State	Blakes	Moore	Oliver	Nwaba	Mitchell	W, 94-40
at Miami	Blakes	Moore	Oliver	Nwaba	Pierre	W, 88-70
Evansville	Blakes	Moore	Oliver	Nwaba	Pierre	W, 106-40
at Dayton	Blakes	Moore	Oliver	Nwaba	Pierre	W, 80-66
West Georgia	Blakes	Moore	Oliver	Nwaba	Pierre	W, 103-68
Alabama A&M	Blakes	Moore	Oliver	Nwaba	Pierre	W, 93-64
Georgia	Blakes	Moore	Oliver	Nwaba	Pierre	W, 108-82
Kentucky	Blakes	Moore	Oliver	Nwaba	Pierre	L, 78-96
at Ole Miss	Blakes	Moore	Oliver	Nwaba	Pierre	L, 59-87
at LSU	Blakes	Moore	Oliver	Nwaba	Pierre	L, 77-83
Tennessee	Blakes	Moore	Oliver	Nwaba	Pierre	W, 71-70
Arkansas	Blakes	Moore	Oliver	Nwaba	Pierre	W, 101-60
at Alabama	Blakes	Moore	Oliver	Nwaba	Pierre	W, 66-64
at Florida	Blakes	Moore	Oliver	Nwaba	Pierre	W, 99-86

### LINEUP RECORDS

Blakes/Moore/Oliver/Nwaba/Pierre	13-3
Blakes/Greene/Oliver/Nwaba/Pierre	2-0
Blakes/Moore/Oliver/Nwaba/Pierre	1-0
Blakes/Moore/Oliver/Nwaba/Mitchell	1-0
Blakes/Greene/Moore/Oliver/Pierre	1-1

## STAT SUPERLATIVES

### MOST GAMES PLAYED

135, JORDYN OLIVER\*

### MOST GAMES PLAYED AT VANDY

99, SACHA WASHINGTON

### MOST GAMES STARTED

94, LEILANI KAPINUS\*

### MOST GAMES STARTED AT VANDY

76, SACHA WASHINGTON

### MOST CONSECUTIVE GAMES PLAYED

41, JORDYN OLIVER

### MOST CONSECUTIVE GAMES STARTED

22, MIKAYLA BLAKES/JORDYN OLIVER

### GAMES W/ DOUBLE-DIGIT POINTS

2024-25 CAREER

MIKAYLA BLAKES	21	21
KHAMIL PIERRE	20	34
IYANA MOORE	17	61
MADISON GREENE	9	12
LEILANI KAPINUS*	3	62
JANE NWABA*	3	39
AIVANA MITCHELL	2	2
JORDYN OLIVER*	1	11
AGA MAKURAT	1	4
SACHA WASHINGTON	--	50
JUSTINE PISSOTT*	--	8
JADA BROWN	--	2

### 20-PLUS POINT GAMES

2024-25 CAREER

MIKAYLA BLAKES	14	14
KHAMIL PIERRE	12	13
IYANA MOORE	1	14
MADISON GREENE	1	1
SACHA WASHINGTON	--	6
LEILANI KAPINUS*	--	6
JANE NWABA*	--	1

### 30-PLUS POINT GAMES

2024-25 CAREER

MIKAYLA BLAKES	3	3
KHAMIL PIERRE	1	1
IYANA MOORE	--	2
SACHA WASHINGTON	--	1

### 40-PLUS POINT GAMES

2024-25 CAREER

MIKAYLA BLAKES	1	1
KHAMIL PIERRE	1	1

### 50-PLUS POINT GAMES

2024-25 CAREER

MIKAYLA BLAKES	1	1
----------------	---	---

### GAMES W/ DOUBLE-DIGIT REBOUNDS

2024-25 CAREER

KHAMIL PIERRE	13	17
LEILANI KAPINUS*	2	16
JORDYN OLIVER*	1	4
SACHA WASHINGTON	--	27
JANE NWABA*	--	14

### DOUBLE-DOUBLES

2024-25 CAREER

KHAMIL PIERRE	12	16
LEILANI KAPINUS*	2	14
JORDYN OLIVER*	1	4
SACHA WASHINGTON	--	22
JANE NWABA*	--	11

### CURRENT DOUBLE-DIGIT SCORING STREAK

8, MIKAYLA BLAKES

### CONSECUTIVE GAMES W/ MADE 3-POINTER

4, MIKAYLA BLAKES

### CONSECUTIVE GAMES W/ AN ASSIST

22, MIKAYLA BLAKES

### CONSECUTIVE GAMES W/ A STEAL

7, JANE NWABA

### CONSECUTIVE GAMES W/ A BLOCK

--

\* STARTED COLLEGIATE CAREER AT ANOTHER SCHOOL









## PLAYER QUICK NOTES



### 24 • AGA MAKURAT

G • 6-2 • So. • Sierakowice, Poland (Sopocka Akademia Tenisowa)  
Human & Organizational Development • (AH-Gah MOCK-ew-RAH)

	GP-GS	MIN/G	FG%	3FG%	FT%	R/G	A/G	STL	BLK	PTS/G
24-25	11-0	12.0	28.6	23.7	1.000	2.5	0.9	0.3	0.5	3.5
CAREER	44-3	13.7	32.6	29.7	80.0	1.7	0.7	0.3	0.4	3.8

- Scored a season-high 10 pts vs. App State
- Appeared in 44 games and made three starts at Vanderbilt
- Shot 32.2% from behind the arc in '23-24
- Led the Commodores in scoring twice in '23-24

#### TOP GAMES

24-25 SEASON		CAREER	
PTS	10, Appalachian St. (12/1/24)	PTS	18 (2x), Last: at South Carolina (1/28/24)
REB	5 (2x), Last: West Ga. (12/21/24)	REB	7, at South Carolina (1/28/24)
AST	3, Appalachian St. (12/1/24)	AST	3 (3x), Last: App State (12/1/24)



### 30 • TRINITY WILSON

F • 6-3 • Fr. • Lakeville, Minn. (Lakeville North HS)  
Undeclared

	GP-GS	MIN/G	FG%	3FG%	FT%	R/G	A/G	STL	BLK	PTS/G
24-25	10-0	4.8	38.1	---	33.3	1.4	0.5	0.0	0.2	1.7
CAREER	10-0	4.8	38.1	---	33.3	1.4	0.5	0.0	0.2	1.7

- Scored career-best 6 pts vs. West Ga. on 12.21
- Pulled down 5 reb and scored 2 pts in her debut vs. Lipscomb (11/4/24)
- Ranked the fifth-best player in Minnesota according to PrepGirlsHoops.com
- Collected over 1,000 pts and 1,000 reb during her prep career

#### TOP GAMES

24-25 SEASON		CAREER	
PTS	6, West Georgia (12/21/24)	PTS	6, West Georgia (12/21/24)
REB	5 (2x), Last: APSU (11/8/24)	REB	5 (2x), Last: APSU (11/8/24)
AST	1 (5x), Last: AAMU (12/29/24)	AST	1 (4x), Last: West Ga. (12/21/24)



### 35 • SACHA WASHINGTON

F • 6-2 • Sr. • Lawrenceville, Ga. (Collins Hill HS)  
Human & Organizational Development • (Sah-SHUH)

	GP-GS	MIN/G	FG%	3FG%	FT%	R/G	A/G	STL	BLK	PTS/G
24-25	---	---	---	---	---	---	---	---	---	---
CAREER	99-72	24.9	.487	.000	.639	7.3	1.1	1.0	1.1	10.2

- Redshirting during the '24-25
- Cheryl Miller Award Preseason Watchlist
- Appeared in 99 games and made 72 starts in three seasons at Vanderbilt
- Led the team with 8 double-doubles in '23-24
- Led Vandy with 7.9 rpg in '23-24

#### TOP GAMES

24-25 SEASON		CAREER	
PTS	--	PTS	33, vs. La. Tech (12/03/22)
REB	--	REB	17, Fairfield (11/12/23)
AST	--	AST	7, Fairfield (11/12/23)



### -- • MONIQUE WILLIAMS

F • 6-3 • Fr. • Perth, Australia (Willeton Senior HS)  
Undeclared • (Moh-NEEK)

	GP-GS	MIN/G	FG%	3FG%	FT%	R/G	A/G	STL	BLK	PTS/G
24-25	---	---	---	---	---	---	---	---	---	---
CAREER	---	---	---	---	---	---	---	---	---	---

- Enrolled after the 2024 Fall semester & will sit out for the rest of '24-25 then begin her Commodore career in '25-26 with four years of eligibility
- Helped Australia win Gold at the FIBA U18 Women's Asia Cup
- Averaged 7.0 pts & 4.0 reb in five games at the FIBA U18 Women's Asia Cup

#### TOP GAMES

24-25 SEASON		CAREER	
PTS	--	PTS	--
REB	--	REB	--
AST	--	AST	--



### HC • SHEA RALPH

Fourth Season • UConn '01  
7-Time NCAA National Champion • 2000 NCAA Tournament MOP

- 69-52 overall record through three seasons at Vanderbilt
- Guided Vanderbilt to its first NCAA Tournament bid since the 2014 NCAA Tournament in 2023-24 and posted the Dores' first NCAA Tournament victory since 2013
- Posted the largest win improvement from one season to next in school history during the 2023-24 season, as Vandy's 23 victories marked an 11-win improvement from 2022-23
- Guided Vandy to a school record six SEC road wins in '23-'24
- Five players have earned All-SEC honors under Ralph

#### RALPH COACHING CAREER AT VANDERBILT

SEASON	OVERALL	SEC	SEC FINISH	POSTSEASON
2021-22	16-19	4-12	T-12th	WNIT Sweet 16
2022-23	12-19	3-13	12th	--
2023-24	23-10	9-7	6th	NCAA 1st Rd
2024-25	18-4	5-3	--	--
<b>TOTAL</b>	<b>69-52</b>	<b>21-35</b>		<b>1 NCAA, 1 WNIT</b>

## DORE NOTES

### PICKING UP MULTIPLE RANKED WINS

Vanderbilt picked up its second win over a ranked team this season in a 66-64 win at No. 19 Alabama on Jan. 26. The Commodores previously knocked off No. 15/15-ranked Tennessee, 71-70, at Memorial Gym on Jan. 21.

The last time the Commodores knocked off multiple top-25 teams in the same season came during the 2015-16 campaign. Vanderbilt won at No. 12/12 Kentucky, 71-69, and at No. 24/24 Missouri, 56-52, that season. The win at No. 24-ranked Missouri on Feb. 28, 2016 was also the last time Vanderbilt collected a win over a ranked team on the road.

### BREAKING THE CENTURY MARK

Vanderbilt scored 100-plus points for the sixth time this season in the 101-60 win over Arkansas on Jan. 23. The six games scoring 100 or more points sets the program record for most 100-point games collected in a single season. It is also the first time in school history that the Commodores have scored 100-plus points in two SEC games in the same season.

Vandy has previously registered a 102-50 win over Lipscomb in the season opener on Nov. 4 and on Nov. 22 in a 104-59 win over Samford. More recently, the Dores scored a 106-40 win over Evansville on Dec. 14 and a 108-82 win over Georgia on Jan. 2.

### WINNING BIG

Vanderbilt holds the 13th-best margin of victory in the nation coming into the week. The Commodores are beating teams by an average of 22.5 points per game this season. Vandy has posted seven wins of 40-plus points during the 2024-25 season.

### ANOTHER 20-POINT OUTING FOR BLAKES AND PIERRE

Freshman Mikayla Blakes (24 points) and sophomore Khamil Pierre (20 points) each scored 20-plus points in the Jan. 23 win over Arkansas, marking the ninth time this season the duo has registered 20 or more points each in the same game.

The Vanderbilt underclassmen are the only set of teammates in the nation to average over 20 points each this season. Pierre leads the team at 21.7 points per game and Blakes chips in 21.0 points per contest. Blakes has had a total of 13 games this season with 20-plus points, while Pierre has score 20 or more points in 12 games.





# 12 KHAMIL PIERRE

@khamil.Pierre  
@KhamilPierre

ALL-AMERICAN CANDIDATE & WOODEN AWARD MIDSEASON TOP 25

## BY THE NUMBERS

42

SCORED **42 POINTS** TO THEN SET VANDERBILT'S SINGLE-GAME SCORING RECORD - VS. EVANSVILLE • DEC. 14  
Passed by Mikayla Blakes' 53 points at Fla. on 1.30.25

25

IS **1 OF 25 PLAYERS** NAMED TO THE JOHN R. WOODEN AWARD MIDSEASON WATCH LIST

23

SCORED **10-PLUS POINTS** IN **23** OF HER LAST 24 GAMES

12

SCORED **20-PLUS POINTS** IN **12 GAMES** THIS SEASON  
HAD ONE CAREER GAME WITH 20-PLUS POINTS ENTERING 2024-25 SEASON

12

RANKS **5th** IN NCAA WITH **12 DOUBLE-DOUBLES**  
SECOND-MOST IN A SEASON BY A DORE SINCE 1999-00

8

RANKS IN THE TOP 15 IN NCAA IN **8** CATAGORIES  
FG Made (4th; 182) • Double-Doubles (5th; 12)  
Steals (7th; 67) • Rebounds (12th; 217)  
Steals Per Game (10th; 3.19) • FG Attempts (14th; 346)  
Pts Per Game (15th; 20.8) • Pts Scored (14th; 437)

2

NAMED SEC PLAYER OF THE WEEK **2** TIMES THIS SEASON  
1-OF-2 PLAYERS TO WIN THE AWARD TWICE

1

**ONLY PLAYER** IN NCAA TO AVERAGE OVER **20.0 PTS** AND **10.3 REB** PER GAME AND BE IN THE TOP 10 NATIONALLY IN **SCORING AND STEALS**





# 1 MIKAYLA BLAKES

@mikaylablakes  
@mikaylablakes  
@mikaylablakes

NATIONAL FRESHMAN OF THE YEAR CANDIDATE

## BY THE NUMBERS

53

SCORED **53 POINTS** TO SET NCAA TRUE FRESHMAN SINGLE-GAME SCORING RECORD THE MOST POINTS SCORED IN SEC HISTORY & A VANDERBILT WOMEN'S BASKETBALL HISTORY

22.4

ONLY NCAA DIVISION FRESHMEN TO AVERAGE OVER **20.0 POINTS PER GAME**

14

SCORED **20-PLUS POINTS** IN **14 GAMES** THIS SEASON MOST BY AN NCAA FRESHMAN IN 2024-25

13

BEGAN HER VANDY CAREER ON A **13-GAME DOUBLE-DIGIT SCORING STREAK** LONGEST SCORING STREAK BY A DORE TO OPEN THEIR CAREER SINCE 1999-00

12

RANKS IN THE TOP 10 AMONG NCAA FRESHMEN IN **12 CATEGORIES**

Scoring (1st; 22.4) • Points Scored (1st; 493)  
3-Pt FG Attempts (1st; 158) • FG Made (1st; 167)  
FT Made (2nd; 106) • FG Attempts (2nd; 356)  
3-Pt FG Made (t-2nd; 53) FT Attempts (2nd; 123)  
Steals (3rd; 54) • Steals/Game (3rd; 2.43)  
FT Percentage (4th; 86.2%) • FG Percentage (5th; 47.7%)

4

NAMED SEC FRESHMAN OF THE WEEK **4 TIMES** THIS SEASON

1-OF-4 POWER 4 PLAYERS TO THEIR CONFERENCE'S FRESHMAN OF THE WEEK AWARD THREE OR MORE TIMES

1

ONLY PLAYER TO RANK IN THE TOP 10 AMONG FRESHMEN NATIONALLY IN **POINTS SCORED, STEALS, AND 3-POINTERS MADE**



## DORE NOTES

### LENDING A HAND

The Commodores rank 27th nationally in assists per game at 17.4. Vanderbilt handed out a season-best 30 assists against Alabama A&M on Dec. 29. The Dores have dished out 20 or more assists in eight games this season.

The Dores are also 20th in the NCAA in assist/turnover ratio at 1.29, which is fourth-best in the SEC. Graduate Jordyn Oliver is 10th in the nation in assist/turnover ratio at 2.93, while her 3.9 assists per game ranks 11th in the SEC.

### DYNAMIC DUO

Sophomore Khamil Pierre and freshman Mikayla Blakes are the only pair of teammates in all of NCAA Division I to average over 20.0 points per game. Blakes enters the weekend ranked seventh nationally at 22.4 points per contest, while Pierre's 20.8 points per contest is 14th in the nation and is the highest scoring average by a freshman in NCAA Division I this season.

Combined, Pierre and Blakes are averaging a combined 43.2 points per game this season make them the highest scoring tandem in the SEC.

### MOORE MOVING UP

Senior Iyana Moore is moving up rapidly on Vanderbilt's 1,000-point and all-time 3-pointers made list. The guard comes into today's game in eighth place on Vandy's all-time 3-point made field goal list with 186. She is 17 trifectas away from 3-pointers from moving into seventh place, which is currently held by Julie Powell (1991-94).

Additionally, Moore's 1,206 career points rank 25th all-time in Commodore women's basketball history. She is 34 points shy from passing Carolyn Pech (1,240; 1985-88) for 24th on the list.

### BLAKES LEADING THE FRESHMEN

Mikayla Blakes ranks in the top 10 among all NCAA freshmen in 12 categories. Blakes is the only player to rank in the top five freshmen nationally in scoring (1st; 21.0), points scored (1st; 440), field goals made (t-1st; 151), steals (3rd; 51), and 3-point field goals made (5th; 48).

The Somerset, New Jersey, native has won SEC Freshman of the Week a league-high four times. Blakes is one of four Power 4 players to win their conference's weekly freshman award three or more times this season.

### DOUBLE-DOUBLE MACHINE

Khamil Pierre is fifth in NCAA Division I with 12 double-doubles entering the week. She is one of seven players nationally to collect 12 or more double-doubles during the 2024-25 season.

Pierre's 12 double-doubles are the second-most in a single-season in program history. The school record is 14 double-doubles collected by current assistant coach Ashley Earley in the 2004-05 season.

### KHAMIL'S AMONG SEC'S BEST

Pierre currently leads the SEC in field goals made (182) and steals (67). She ranks in the top four in the conference in double-doubles (2nd; 12), steals per game (2nd; 3.19), rebounds per game (2nd; 10.3), and points per game (4th; 21.7).

### BRINGING THE DEFENSE

Vandy has been one of the best defensive teams in the nation through the two months of the season. The Commodores rank inside the top 20 in all of NCAA Division I in steals per game (12th; 12.7), turnover margin (10th; 8.55), turnovers forced per game (18th; 22.09).

Vanderbilt has forced teams into 20 or more turnovers in 16 games this season. Vandy's season-high 36 turnovers forced vs. Evansville on Dec. 14 is tied for the seventh-most in a game in program history.

### SETTING QUARTER RECORDS

Vanderbilt outscored Appalachian State 33-2 in the first quarter en route to a 94-40 win on Dec. 1. The two points scored against the Commodores were the fewest points the program has allowed in any quarter in school history. The plus-31-point advantage at the end of the quarter marked the largest scoring margin in a single quarter in program history. The NCAA moved women's basketball from two halves to four quarters prior to the start of the 2015-16 season.

### BLAKES HAULING IN THE HONORS

First-year Vanderbilt guard Mikayla Blakes won a pair of weekly national awards on Jan. 21 after her 23-point performance, which included a game-winning tip-in vs. No. 15 Tennessee. Blakes was named the USBWA Tamika Catchings National Freshman of the Week, sharing the honor with Nebraska's Britt Prince.

Additionally, the NCAA's Autumn Johnson named Blakes the NCAA Player of the Week after her 23-point effort against the Lady Volunteers.

### GREENE GETS A MEDICAL WAIVER

Vanderbilt guard Madison Greene was granted a medical waiver for the 2023-24 season, which will give her an additional year of eligibility. Last season, Greene sustained a season-ending injury on Dec. 17 vs. Lipscomb. She will now be considered a redshirt freshman in terms of athletic eligibility.

### OLIVER'S RARE DOUBLE-DOUBLE

Graduate Jordyn Oliver collected a double-double in the win over Georgia with a career-best 11 assists and 10 rebounds on Jan. 2.

It marked the first time a Commodore has posted a double-double via assists and rebounds since 1999-00. She is also the sixth SEC player to accomplish the feat since the turn of the century.

### PIERRE'S FOUR-GAME DOUBLE-DOUBLE STREAK COMES TO AN END

Sophomore Khamil Pierre had her four-game double-double streak come to an end against Alabama A&M on Dec. 29. It is tied for the second-longest double-double streak at Vanderbilt since 1999-00 with Mariella Fasoula, who had four in a row in 2019-20. Current Vanderbilt assistant coach Ashley Earley's six-straight double-doubles in 2004-05 is the longest streak since 1999-00.

### BLAKES' RECORD NIGHT

Mikayla Blakes' 36-point performance in the 108-82 win over Georgia in the 2025 SEC opener set Vanderbilt's record for most points scored by a freshman in a game. Blakes broke a program record that stood since 1981-82, the first season the NCAA sponsored women's basketball, when Barbara Brackman's 42 points against Tennessee on Feb. 26, 1982.

Blakes shot 45 percent from the floor and matched her career-high of five made 3-pointers in the win over the Lady Bulldogs. The Somerset, New Jersey, native dished out five assists and did not commit a turnover in 33 minutes of action during her SEC debut. The guard went 13-of-14 from the free throw line, as the 13 made charity tosses are the most by a Dore in a game this season. It was Blakes' ninth game with 20 or more points this season, which leads all NCAA freshmen and sets a record for the most 20-point games in a season by a Vandy freshman.

The 36 points are the most points scored by a freshman in the country this season and the most points scored by an NCAA Division I freshman since Audi Crooks' 40-point performance against Maryland in the 2024 NCAA Tournament. It is also the most points registered by an SEC frosh since Mikaylah Williams' 42 points vs. Kent State on Nov. 14, 2013.

### MADDIE'S HOMECOMING

Sophomore Madison Greene had a memorable return trip to her home state of Ohio, as she scored a career-high 25 points off the bench against at Dayton on Dec. 19. Greene is the first Dore to score at least 25 points in a reserve role since Erin Whalen's 25-point performance vs. No. 10-ranked South Carolina on Jan. 18, 2018.

### KHAMIL COMING UP ACES AGAINST EVANSVILLE

The 42 points, 18 rebounds, and eight steals for Khamil Pierre against Evansville establish new career highs in each category. Her combined 60 points and rebounds are the most collected by a Vanderbilt women's basketball player in a game in program history. Her 42-point performance last Saturday also extended her career-long double-digit scoring streak to 13 games dating back to last season. She also collected her eighth double-double of the season, which is tied for the sixth-most in a season since 1999-00.

Pierre is the fifth NCAA Division I women's basketball player since 1999-00 to have a game stat line of 40-plus points, 15-plus rebounds, and 5-plus steals, and she is the first player to accomplish the feat since the 2013-14 season. Pierre is the fifth Commodore since 1999-00 to have a game with 30-plus points and 10-plus rebounds.





## DORE NOTES

### **PIERRE'S 42-POINT PERFORMANCE**

Khamil Pierre put on one of the most memorable performances in Vanderbilt women's basketball history in the 106-40 win over Evansville on Dec. 14. She posted 42 points, 18 rebounds, and eight steals in the win over the Purple Aces. Her 42-point performance set a new program record for most points scored in a single game, passing the previous mark of 41 points shared by Chantelle Anderson (Feb. 8, 2001) and Cija Harbison (Jan. 29, 2023).

The 6-2 forward started her day with a bang against the Purple Aces, scoring 20 points in the first quarter. Pierre's performance in the opening frame on Saturday marked the most points scored by a Commodore in the first quarter in program history. Additionally, Pierre ties Marnelle Garraud's program record for most points scored in any quarter, which was set on Jan. 16, 2023, in the fourth quarter at Arkansas.

Her 19 made field goals tie the program record for more field goals made in a game in Vanderbilt history, tying Anderson's 19 made field goals in her 40-point performance vs. Portland State. The 19 made field goals are also the sixth-most in SEC history.

The 42 points scored are the most in an NCAA Division I game this season. It is also tied for the most points scored by an SEC player since the 2020-21 season.

### **HISTORIC START FOR BLAKES**

Freshman Mikayla Blakes scored 10-plus points in each of her first 13 games to begin her Vanderbilt career, ending on Dec. 29 vs. Alabama A&M. She is the first Dore since at least 1999-00 to open their Vandy career with 13-straight games with 10-plus points. Additionally, it is the fourth-longest double-digit scoring streak to begin a season in school history.

### **MIXING AND MATCHING**

Vanderbilt used its fourth different starting lineup in the Dec. 1 win over Appalachian State, as graduate student Jane Nwaba returned to the starting five and sophomore Aiyana Mitchell made her first career start. Mitchell makes the seventh different Commodore to record a start through the season's first 10 games.

### **DOUBLE-DOUBLE DUO**

Sophomore Khamil Pierre and graduate student Leilani Kapinus became the first set of Commodore teammates to record a double-double in the same game this season the win over Samford on Nov. 22. Pierre registered 21 points and 12 rebounds to post her fifth double-double of the season, while Kapinus collected 11 points and 10 rebounds to record her first at Vanderbilt. It is the first time since March 7, 2024, that two Vanderbilt players posted a double-double in the same game, as Pierre and Sacha Washington accomplished the feat against Florida in the second round of the 2024 SEC Tournament.

### **PIERRE'S SEASON-OPENING DOUBLE-DOUBLE STREAK**

Khamil Pierre opened the 2024-25 season posting a double-double in three-straight games. She became the first Commodore since Koi Love in 2020-21 to open a season collecting three-straight double-doubles.

### **GREENE MAKING THE MOST OF HER FIRST START**

Sophomore Madison Greene shined in her first career start at Vanderbilt in the 62-49 win at South Florida on Nov. 14. The guard was inserted into the lineup with senior Iyana Moore battling back spasms and turned in a season-high 15 points. Greene hit a career-best five 3-point field goals against the Bulldogs. She is the first Commodore to hit five 3-pointers in a game since Justine Pissott against Dayton on Dec. 20, 2023.

### **SEASON-OPENING DOUBLE-DOUBLE FOR KHAMIL**

Khamil Pierre got her sophomore campaign started in a big way, as the 6-2 forward scored 25 points and pulled down 14 rebounds in the season-opening win over Lipscomb. It was the first time that a Commodore posted a double-double in a season opener since Koi Love's 24-point, 10-rebound performance at Little Rock in the first game of the 2020-21 season. It is Pierre's fifth career double-double, while she extended her double-digit scoring streak to four games dating back to last season.

### **A REMARKABLE DEBUT**

Freshman Mikayla Blakes put on a spectacular showing in her Vanderbilt debut this past Monday, as she recorded 23 points, five assists, and five rebounds to go along with a pair of steals. She is the first Commodore to score 23 or more points in their debut game since Rebekah Dahlman's 23-point outing in her debut on Nov. 11, 2013, against Appalachian State.

### **GREENE'S RETURN**

Madison Greene had a standout return to the court after missing the final 22 games last season. Greene recorded 14 points in 28 minutes off the bench in the season opener vs. Lipscomb on Nov. 4. She also established new career highs in steals (6), assists (4), and field goals made (6) in her return against the Bisons.

### **100-POINT BREAKOUT IN THE SEASON OPENER**

Vanderbilt scored 100-plus points in a game for the first time since putting up 106 points in a 106-55 win at Tennessee State on Nov. 25, 2019. It was the first time under head coach Shea Ralph that the Commodores have tallied 100 or more points in a game. It was also the first time that Vandy scored 100-plus points at Memorial Gym since they knocked off Quinnipiac, 111-53, on Nov. 26, 2010. It is also the 47th time that Vanderbilt women's basketball has scored 100 or more points in a game in program history.

### **RETURNING FIRE POWER**

Vanderbilt returns 78.4 percent of its scoring from last season as the Commodores bring back nine players from the 2023-24 roster. The group of returnees includes five players who started 10 or more games for the Dore a year ago, four of which started for Vandy during last year's NCAA Tournament run.

### **EXPERIENCED ROSTER**

Vanderbilt is one of the most experienced teams in the SEC this season, as they have four players who have played in 90-plus games during their college career. That list includes Jordyn Oliver (114), Jane Nwaba (106), Sacha Washington (99), and Leilani KAPINUS (95). The Commodores are one of four SEC teams that have four or more players who have played in 90 more collegiate games.

### **ONE OF THE SEC'S BEST**

Senior Sacha Washington, 2024-25 season, is one of two SEC players who have collected over 1,000 points, 700 rebounds, and 100 blocks in their career, joined by Ole Miss' Madison Scott. Washington became the 41st Commodore to score 1,000 career points during Vanderbilt's NCAA Tournament run last season. She comes into the year having amassed 1,008 points, 720 rebounds, 108 blocks, and 105 assists in 99 career games.

### **A TANGIBLE IMPROVEMENT**

Vanderbilt's 23 wins this season marks an 11-win improvement from last year's win total of 12. It was tied for the largest improvement in win total from year-to-year in program history, matching the 1983-84 team.

### **SEC PROJECTIONS**

Vanderbilt will be out to prove the preseason prognosticators wrong this year once again. The Commodores were selected to finish 10th in the SEC Preseason Media Poll and 12th in the SEC Coaches Poll. Vandy has finished better than projected in the preseason polls each year under head coach Shea Ralph. Last season, the Dore were picked to finish 13th in the preseason coaches poll and 14th in the preseason media poll, then went 9-7 in SEC games last season to finish in sixth place.





## STATISTICAL RANKINGS

Statistic	RANKING (as of 01.31)		
	NCAA	SEC	Value
Assist/Turnover Ratio (353 ranked)	20	4	1.29
Assists Per Game (353 ranked)	27	4	17.4
Bench Points Per Game (353 ranked)	131	11	20.2
Blocks Per Game (353 ranked)	178	14	3.0
Field Goal Percentage (353 ranked)	30	7	46.1
Field Goal Percentage Defense (353 ranked)	260	15	41.7
Fouls Per Game (353 ranked)	86	4	15.3
Free Throw Attempts Per Game (353 ranked)	60	7	19.00
Free Throw Percentage (353 ranked)	18	1	77.8
Free Throws Made Per Game (353 ranked)	28	4	14.77
Rebound Margin (353 ranked)	71	10	4.8
Rebounds (Defensive) Per Game (353 ranked)	230	13	24.1
Rebounds (Offensive) Per Game (353 ranked)	10	4	16.2
Rebounds Per Game (349 ranked)	47	8	40.27
Scoring Defense (353 ranked)	171	9	63.9
Scoring Margin (349 ranked)	13	5	22.5
Scoring Offense (353 ranked)	7	4	86.4
Steals Per Game (353 ranked)	12	2	12.7
Three Point Attempts Per Game (353 ranked)	105	6	21.7
Three Point Percentage (353 ranked)	89	6	33.3
Three Point Percentage Defense (353 ranked)	111	8	29.3
Three Pointers Per Game (353 ranked)	87	6	7.2
Turnover Margin (353 ranked)	10	4	8.55
Turnovers Forced Per Game (353 ranked)	18	4	22.09
Turnovers Per Game (353 ranked)	38	5	13.5
Winning Percentage (352 ranked)	27	5	81.8

Individual	RANKING (as of 01.31)		
	NCAA	SEC	Value
<b>Mikayla Blakes</b>			
Assists/Turnover Ratio	247	20	1.15
Field Goal Attempts	11	3	356
Field Goal Percentage	124	15	46.9
Field Goals Made	10	5	167
Free Throw Attempts	35	3	123
Free Throw Percentage	43	4	86.2
Free Throw Made	17	2	106
Points Scored	5	2	493
Points Per Game	7	2	22.4
Steals	30	6	54
Steals Per Game	51	6	2.45
Three Point Attempts	11	2	158
Three Point Percentage	153	13	33.5
Three Pointers Made	33	2	53
Three Pointers Per Game	56	5	2.41

<b>Khamil Pierre</b>			
Double Doubles	5	2	12
Field Goal Attempts	14	4	346
Field Goal Percentage	50	5	52.6
Field Goals	4	1	1
Free Throw Attempts	72	6	104
Free Throw Made	105	8	71
Points Scored	14	4	437
Points Per Game	15	4	20.8
Rebounds	12	2	217
Rebounds Per Game	17	2	10.3
Steals	7	1	67
Steals Per Game	10	2	3.19

<b>Iyana Moore</b>			
Points Per Game	238	20	14.0
Three Pointers Attempts	49	5	137
Three Point Percentage	104	10	36.5
Three Pointers Made	104	10	36.5
Three Pointers Per Game	61	6	2.38

<b>Jordyn Oliver</b>			
Assists/Turnover Ratio	10	3	2.93
Assists	105	10	85
Assists Per Game	143	11	3.9

<b>Leilani Kapinus</b>			
Steals Per Game	222	13	1.81

## SEC PLAYER OF THE WEEK

Week	Player	Week	Player
11-12	Raegen Beers, Okla.	12-31	Aaliyah Nye, Alabama
11-19	Talaysia Cooper, Tenn.	01-07	Georgia Amoore, UK
11-26	Khamil Pierre, Vandy	01-14	Aneesha Morrow, LSU
12-03	Aneesha Morrow, LSU	01-22	Madison Booker, Texas
	Payton Verhulst, Okla.	01-28	Taylor Jones, Texas
12-10	Izzy Higginbottom, Ark.		
	Mikaylah Williams, Tenn.		
12-17	Khamil Pierre, Vandy		
12-23	DeYona Gaston, Auburn		
	Aneesah Morrow, LSU		

## SEC FRESHMAN OF THE WEEK

Week	Player	Week	Player
11-12	Clara Silva, UK	12-31	Miyah Verse, Georgia
11-19	Mikayla Blakes, Vandy		Kaniya Boyd, Tenn.
11-26	Mikayla Blakes, Vandy	01-07	Jordan Lee, Texas
	Sira Thienou, Ole Miss	01-14	Liv McGill, Florida
12-03	Joyce Edwards, SC	01-22	Joyce Edwards, SC
	Justice Carlton, Texas	01-28	Mikayla Blakes, Vandy
12-10	Mikayla Blakes, Vandy		Joyce Edwards, SC
	Syriah Daniels, Auburn		
12-17	Sira Thienou, Ole Miss		
12-23	Justice Carlton, Texas		

## LEADERS & MISCELLANEOUS STATS

<b>Leading Scorer - Season</b> Mikayla Blakes - 22.4 ppg	<b>50-Pt Scoring Games</b> Mikayla Blakes - 1	<b>Largest Margin of Victory</b> 66 pts - 106-40 vs. Evansville (12/14/24)
<b>Leader in FG% - Season</b> Khamil Pierre - 52.6% (182-346)	<b>Ind. High Points - Game</b> 53 pts - Mikayla Blakes at Florida (01/30/25)	<b>Largest Halftime Lead</b> 38 pts - 58-20 vs. Evansville (12/14/24)
<b>Leader in FT% - Season</b> Mikayla Blakes - 86.2% (106-123)	<b>Ind. High Rebounds - Game</b> 18 reb - Khamil Pierre vs. Evansville (12/14/24)	<b>Largest Halftime Deficit</b> 19 pts - 25-44 at Ole Miss (01/09/25)
<b>Leader in 3-PFG% - Season</b> Iyana Moore - 36.5% (50-137)	<b>Ind. High FTM - Game</b> 16 FTM - Mikayla Blakes at Florida (01/30/25)	<b>Largest Halftime Deficit in a Win</b> 7 pts - 27-34 at Alabama (01/26/25)
<b>Leader in 3-PFGM - Season</b> Mikayla Blakes - 53 3PFM	<b>Ind. High 3-Pt FGM - Game</b> 5 3PM - Mikayla Blakes 4x - Last: at Florida (01/30/25)	<b>Largest Vandy Lead</b> 68 pts - 106-38 vs. Evansville (12/14/24)
<b>Leading Rebounder - Season</b> Khamil Pierre - 10.3 rpg	<b>Ind. High Assists - Game</b> 11 - Jordyn Oliver vs. Georgia (01/02/25)	<b>Largest Vandy Deficit</b> 35 pts - 31-66 at Ole Miss (01/09/25)
<b>Leader in Assists - Season</b> Jordyn Oliver - 3.9 apg	<b>Ind. High Blocks - Game</b> 3 - Aiyana Mitchell at Florida (01/30/25)	<b>Longest Scoring Run</b> 26-0 vs. Hampton (11/20/24)
<b>Leader in Steals - Season</b> Khamil Pierre - 3.2 spg	<b>Ind. High Steals - Game</b> 8 - Khamil Pierre vs. Evansville (12/14/24)	<b>Longest Opp. Scoring Run</b> 12-0 - vs. Georgia (01/02/25)
<b>Leader in Blocks - Season</b> Aiyana Mitchell - 0.5 bpg	<b>20-Pt Scoring Games</b> Mikayla Blakes - 14 Khamil Pierre - 12 Iyana Moore - 2 Madison Greene - 1	<b>Largest 1st Half Deficit in a Win</b> 7 pts - 7-0 at Dayton (12/19/24)
<b>30-Pt Scoring Games</b> Mikayla Blakes - 3	<b>40-Pt Scoring Games</b> M. Blakes/K. Pierre - 1	<b>Largest 2nd Half Deficit in a Win</b> 9 pts - 32-41 at Alabama (01/26/25)

## SCORING HIGH-LOW QUARTERS

<b>Most 1st Quarter Points Scored</b> 34, vs. Evansville - 12.14.24	<b>Most 1st Quarter Points Allowed</b> 31, vs. Kentucky - 01.05.25
<b>Most 1st Quarter Points Scored (SEC Games)</b> 26 (2x), Last: vs. Arkansas - 01.23.25	<b>Most 1st Quarter Points Allowed (SEC Games)</b> 31, vs. Kentucky - 01.05.25
<b>Fewest 1st Quarter Points Scored</b> 11, at Ole Miss - 01.09.25	<b>Fewest 1st Quarter Points Allowed</b> 2, vs. Appalachian State - 12.1.24
<b>Fewest 1st Quarter Points Scored (SEC Games)</b> 11, at Ole Miss - 01.09.25	<b>Fewest 1st Quarter Points Allowed (SEC Games)</b> 10, vs. Arkansas - 01.23.25
<b>Most 2nd Quarter Points Scored</b> 35, vs. West Georgia - 12.21.24	<b>Most 2nd Quarter Points Allowed</b> 27, at Ole Miss - 01.09.25
<b>Most 2nd Quarter Points Scored (SEC Games)</b> 27 (2x), Last: vs. at Florida - 01.30.25	<b>Most 2nd Quarter Points Allowed (SEC Games)</b> 27, at Ole Miss - 01.09.25
<b>Fewest 2nd Quarter Points Scored</b> 8, vs. Michigan State - 11.27.24	<b>Fewest 2nd Quarter Points Allowed</b> 5, vs. Tennessee - 01.19.25
<b>Fewest 2nd Quarter Points Scored (SEC Games)</b> 12, at Alabama - 01.23.25	<b>Fewest 2nd Quarter Points Allowed (SEC Games)</b> 5, vs. Tennessee - 01.19.25
<b>Most 3rd Quarter Points Scored</b> 29, vs. Georgia - 01.02.25	<b>Most 3rd Quarter Points Allowed</b> 30, at Florida - 01.30.25
<b>Most 3rd Quarter Points Scored (SEC Games)</b> 29, vs. Georgia - 01.02.25	<b>Most 3rd Quarter Points Allowed (SEC Games)</b> 30, at Florida - 01.30.25
<b>Fewest 3rd Quarter Points Scored</b> 12, at Ole Miss - 01.09.25	<b>Fewest 3rd Quarter Points Allowed</b> 4 (2x), vs. Hampton - 11.20.24
<b>Fewest 3rd Quarter Points Scored (SEC Games)</b> 12, at Ole Miss - 01.09.25	<b>Fewest 3rd Quarter Points Allowed (SEC Games)</b> 7, at Alabama - 01.23.25
<b>Most 4th Quarter Points Scored</b> 38, vs. Samford - 11.22.24	<b>Most 4th Quarter Points Allowed</b> 33, vs. Michigan State - 11.27.24
<b>Most 4th Quarter Points Scored (SEC Games)</b> 29 (2x), Last: vs. Arkansas - 01.23.25	<b>Most 4th Quarter Points Allowed (SEC Games)</b> 30, at Florida - 01.30.25
<b>Fewest 4th Quarter Points Scored</b> 8, at South Florida - 11.14.24	<b>Fewest 4th Quarter Points Allowed</b> 7, vs. Austin Peay - 11.8.24
<b>Fewest 4th Quarter Points Scored (SEC Games)</b> 17, vs. Tennessee - 01.19.25	<b>Fewest 4th Quarter Points Allowed (SEC Games)</b> 13, vs. Arkansas - 01.23.25





## 2024-25 OVERALL STATS

### Game Records

Record	Overall	Home	Away	Neutral
ALL GAMES	18-4	12-1	5-2	1-1
CONFERENCE	5-3	3-1	2-2	0-0
NON-CONFERENCE	13-1	9-0	3-0	1-1

### Score by Periods

Team	1st	2nd	3rd	4th	OT	TOT
Vanderbilt	494	452	465	489	0	1900
Opponents	341	293	383	389	0	1406

### Team Box Score

No.	Player				Total			3-Point			F-Throw		Rebounds									
		GP-GS	MIN	AVG	FG-FGA	FG%	3FG-3FGA	3FG%	FT-FTA	FT%	OFF	DEF	TOT	AVG	PF	DQ	A	TO	BLK	STL	PTS	AVG
1	BLAKES, Mikayla	22-22	658:02	29.9	167-356	.469	53-158	.335	106-123	.862	32	36	68	3.1	49	0	68	59	7	54	493	22.4
12	PIERRE, Khamil	21-21	614:22	29.3	182-346	.526	2-8	.250	71-104	.683	80	137	217	10.3	60	2	46	33	6	67	437	20.8
23	MOORE, Iyana	21-20	658:00	31.3	101-258	.391	50-137	.365	41-51	.804	18	45	63	3.0	44	1	55	54	5	20	293	14.0
4	GREENE, Madison	22-4	481:47	21.9	60-137	.438	17-49	.347	38-43	.884	14	42	56	2.5	44	0	36	41	1	29	175	8.0
10	NWABA, Jane	22-20	348:56	15.9	44-90	.489	13-33	.394	19-24	.792	25	29	54	2.5	26	0	23	15	7	19	120	5.5
5	KAPINUS, Leilani	21-0	385:08	18.3	37-83	.446	6-24	.250	16-22	.727	35	40	75	3.6	35	0	38	23	10	38	96	4.6
14	MITCHELL, Aiyana	22-1	247:21	11.2	37-64	.578	0-0	.000	19-30	.633	33	34	67	3.0	34	0	7	17	12	11	93	4.2
11	OLIVER, Jordyn	22-22	655:18	29.8	38-83	.458	0-1	.000	8-9	.889	45	68	113	5.1	25	0	85	29	10	29	84	3.8
24	MAKURAT, Aga	11-0	131:58	12.0	14-49	.286	9-38	.237	1-1	1.000	7	20	27	2.5	3	0	10	7	5	3	38	3.5
13	PISSOTT, Justine	13-0	107:14	8.2	14-37	.378	7-24	.292	2-4	.500	8	20	28	2.2	6	0	5	4	1	3	37	2.8
30	WILSON, Trinity	10-0	47:35	4.8	8-21	.381	0-0	.000	1-3	.333	5	9	14	1.4	4	0	5	3	2	0	17	1.7
2	BROWN, Jada	11-0	64:20	5.8	6-11	.545	2-5	.400	3-4	.750	4	8	12	1.1	7	0	5	6	0	6	17	1.5
Team											50	42	92					7				
<b>Total</b>		<b>22</b>	<b>4400</b>		<b>708-1535</b>	<b>.461</b>	<b>159-477</b>	<b>.333</b>	<b>325-418</b>	<b>.778</b>	<b>356</b>	<b>530</b>	<b>886</b>	<b>40.3</b>	<b>337</b>	<b>3</b>	<b>383</b>	<b>298</b>	<b>66</b>	<b>279</b>	<b>1900</b>	<b>86.4</b>
<b>Opponents</b>		<b>22</b>	<b>4400</b>		<b>543-1302</b>	<b>.417</b>	<b>127-434</b>	<b>.293</b>	<b>193-280</b>	<b>.689</b>	<b>263</b>	<b>518</b>	<b>781</b>	<b>35.5</b>	<b>390</b>	<b>4</b>	<b>289</b>	<b>486</b>	<b>59</b>	<b>148</b>	<b>1406</b>	<b>63.9</b>

### Team Statistics

	VU	OPP
<b>Scoring</b>	<b>1900</b>	<b>1406</b>
Points per game	86.4	63.9
Scoring margin	+22.5	-
<b>Field goals-att</b>	<b>708-1535</b>	<b>543-1302</b>
Field goal pct	.461	.417
<b>3 point fg-att</b>	<b>159-477</b>	<b>127-434</b>
3-point FG pct	.333	.293
3-pt FG made per game	7.2	5.8
<b>Free throws-att</b>	<b>325-418</b>	<b>193-280</b>
Free throw pct	.778	.689
F-Throws made per game	14.8	8.8
<b>Rebounds</b>	<b>886</b>	<b>781</b>
Rebounds per game	40.3	35.5
Rebounding margin	+4.8	-
<b>Assists</b>	<b>383</b>	<b>289</b>
Assists per game	17.4	13.1
<b>Turnovers</b>	<b>298</b>	<b>486</b>
Turnovers per game	13.5	22.1
Turnover margin	+8.5	-
Assist/turnover ratio	1.3	0.6
<b>Steals</b>	<b>279</b>	<b>148</b>
Steals per game	12.7	6.7
<b>Blocks</b>	<b>66</b>	<b>59</b>
Blocks per game	3.0	2.7
<b>Winning streak</b>	<b>4</b>	<b>-</b>
Home win streak	2	-
<b>Attendance</b>	<b>49452</b>	<b>24792</b>
Home games-Avg/Game	13-3804	7-3542
Neutral site-Avg/Game	-	2-533

### Team Results

Date	Opponent		Score	Att.
11/04/2024	Lipscomb	W	102-50	5282
11/08/2024	Austin Peay	W	93-37	2343
11/14/2024	at South Fla.	W	62-49	2606
11/17/2024	Butler	W	81-52	2615
11/20/2024	Hampton	W	94-45	2353
11/22/2024	Samford	W	104-59	2524
11/26/2024	vs Arizona	W	71-60	450
11/27/2024	vs Michigan St.	L	70-78	615
12/01/2024	App State	W	94-40	2621
12/04/2024	at Miami (FL)	W	88-70	2107
12/14/2024	Evansville	W	106-40	2599
12/19/2024	at Dayton	W	80-66	1632
12/21/2024	West Ga.	W	103-68	2634
12/29/2024	Alabama A&M	W	93-64	3061
01/02/2025	Georgia	W	108-82	3120
01/05/2025	Kentucky	L	78-96	8501
01/09/2025	at Ole Miss	L	59-87	3825
01/13/2025	at LSU	L	77-83	10201
01/19/2025	Tennessee	W	71-70	8299
01/23/2025	Arkansas	W	101-60	3500
01/26/2025	at Alabama	W	66-64	2712
01/30/2025	at Florida	W	99-86	1709





## 2024-25 SEC STATS

### Game Records

Record	Overall	Home	Away	Neutral
ALL GAMES	5-3	3-1	2-2	0-0
CONFERENCE	5-3	3-1	2-2	0-0
NON-CONFERENCE	0-0	0-0	0-0	0-0

### Score by Periods

Team	1st	2nd	3rd	4th	OT	TOT
Vanderbilt	156	157	160	186	0	659
Opponents	148	126	171	183	0	628

### Team Box Score

No.	Player				Total		3-Point		F-Throw		Rebounds											
		GP-GS	MIN	AVG	FG-FGA	FG%	3FG-3FGA	3FG%	FT-FTA	FT%	OFF	DEF	TOT	AVG	PF	DQ	A	TO	BLK	STL	PTS	AVG
1	BLAKES, Mikayla	8-8	273:33	34.2	71-146	.486	24-60	.400	58-66	.879	15	16	31	3.9	20	0	19	27	4	14	224	28.0
12	PIERRE, Khamil	8-8	255:09	31.9	53-129	.411	2-6	.333	34-47	.723	19	53	72	9.0	25	1	21	12	3	16	142	17.8
23	MOORE, Iyana	8-8	285:13	35.7	46-105	.438	23-58	.397	20-23	.870	9	17	26	3.3	18	1	18	21	3	10	135	16.9
4	GREENE, Madison	8-0	144:06	18.0	14-35	.400	4-12	.333	11-12	.917	1	11	12	1.5	19	0	10	12	0	5	43	5.4
10	NWABA, Jane	8-8	129:07	16.1	14-34	.412	7-14	.500	7-10	.700	10	10	20	2.5	12	0	8	5	0	8	42	5.3
13	PISSOTT, Justine	4-0	29:01	7.3	5-10	.500	2-7	.286	0-0	.000	1	5	6	1.5	1	0	2	2	1	0	12	3.0
11	OLIVER, Jordyn	8-8	265:17	33.2	11-22	.500	0-1	.000	1-1	1.000	12	26	38	4.8	10	0	36	9	3	8	23	2.9
5	KAPINUS, Leilani	8-0	127:56	16.0	9-22	.409	1-7	.143	2-3	.667	11	15	26	3.3	12	0	8	8	2	12	21	2.6
2	BROWN, Jada	1-0	04:48	4.8	1-2	.500	0-1	.000	0-0	.000	0	1	1	1.0	0	0	0	2	0	0	2	2.0
14	MITCHELL, Aiyana	8-0	77:18	9.7	6-12	.500	0-0	.000	3-5	.600	8	10	18	2.3	15	0	3	7	5	3	15	1.9
24	MAKURAT, Aga	1-0	02:55	2.9	0-1	.000	0-1	.000	0-0	.000	0	0	0	0.0	0	0	1	0	0	0	0	0.0
30	WILSON, Trinity	2-0	05:35	2.8	0-0	.000	0-0	.000	0-0	.000	0	0	0	0.0	2	0	0	1	0	0	0	0.0
Team											14	9	23				3					
<b>Total</b>		<b>8</b>	<b>1600</b>		<b>230-518</b>	<b>.444</b>	<b>63-167</b>	<b>.377</b>	<b>136-167</b>	<b>.814</b>	<b>100</b>	<b>173</b>	<b>273</b>	<b>34.1</b>	<b>134</b>	<b>2</b>	<b>126</b>	<b>109</b>	<b>21</b>	<b>76</b>	<b>659</b>	<b>82.4</b>
<b>Opponents</b>		<b>8</b>	<b>1600</b>		<b>242-511</b>	<b>.474</b>	<b>53-161</b>	<b>.329</b>	<b>91-122</b>	<b>.746</b>	<b>109</b>	<b>204</b>	<b>313</b>	<b>39.1</b>	<b>149</b>	<b>2</b>	<b>122</b>	<b>140</b>	<b>20</b>	<b>46</b>	<b>628</b>	<b>78.5</b>

### Team Statistics

	VU	OPP
<b>Scoring</b>	<b>659</b>	<b>628</b>
Points per game	82.4	78.5
Scoring margin	+3.9	-
<b>Field goals-att</b>	<b>230-518</b>	<b>242-511</b>
Field goal pct	.444	.474
<b>3 point fg-att</b>	<b>63-167</b>	<b>53-161</b>
3-point FG pct	.377	.329
3-pt FG made per game	7.9	6.6
<b>Free throws-att</b>	<b>136-167</b>	<b>91-122</b>
Free throw pct	.814	.746
F-Throws made per game	17.0	11.4
<b>Rebounds</b>	<b>273</b>	<b>313</b>
Rebounds per game	34.1	39.1
Rebounding margin	-5.0	-
<b>Assists</b>	<b>126</b>	<b>122</b>
Assists per game	15.8	15.3
<b>Turnovers</b>	<b>109</b>	<b>140</b>
Turnovers per game	13.6	17.5
Turnover margin	+3.9	-
Assist/turnover ratio	1.2	0.9
<b>Steals</b>	<b>76</b>	<b>46</b>
Steals per game	9.5	5.8
<b>Blocks</b>	<b>21</b>	<b>20</b>
Blocks per game	2.6	2.5
<b>Winning streak</b>	<b>4</b>	<b>-</b>
Home win streak	2	-
<b>Attendance</b>	<b>23420</b>	<b>18447</b>
Home games-Avg/Game	4-5855	4-4612
Neutral site-Avg/Game	-	0-0

### Team Results

Date	Opponent		Score	Att.
01/02/2025	Georgia	W	108-82	3120
01/05/2025	Kentucky	L	78-96	8501
01/09/2025	at Ole Miss	L	59-87	3825
01/13/2025	at LSU	L	77-83	10201
01/19/2025	Tennessee	W	71-70	8299
01/23/2025	Arkansas	W	101-60	3500
01/26/2025	at Alabama	W	66-64	2712
01/30/2025	at Florida	W	99-86	1709

## HONORS & AWARDS

### VANDERBILT COMMODORES

- NCAA.com Team of the Week (Jan. 28)

### MIKAYLA BLAKES • Fr. • 5-8 • G • Somerset, N. J.

- USBWA Tamika Catchings National Co-Freshman of the Week (Jan. 21)
- USBWA Tamika Catchings National Freshman of the Week (Jan. 28)
- NCAA.com Player of the Week (Jan. 21)
- AP National Player of the Week Runner-Up (Jan. 28)
- SEC Freshman of the Week (Nov. 19)
- SEC Co-Freshman of the Week (Nov. 26)
- SEC Co-Freshman of the Week (Dec. 10)
- SEC Co-Freshman of the Week (Jan. 28)
- TSWA Player of the Week (Jan. 7)
- TSWA Player of the Week (Jan. 28)

### KHAMIL PIERRE • So. • 6-2 • F • Phoenix, Ariz.

- John R. Wooden Award Midseason Top 25 Watch List
- USBWA Ann Meyers Drysdale National Players of the Week (Dec. 17)
- AP National Player of the Week Runner-Up (Dec. 17)
- SEC Player of the Week (Nov. 16)
- SEC Player of the Week (Dec. 17)
- TSWA Player of the Week (Dec. 17)
- TSWA Player of the Week (Dec. 31)

### SACHA WASHINGTON • Sr. • 6-2 • F • Lawrenceville, Ga.

- Cheryl Miller Award Preseason Watch List (Nov. 1)



### BLAKES SELECTED AS NATIONAL FRESHMAN OF THE WEEK - JAN. 21

First-year Vanderbilt guard Mikayla Blakes won a pair of weekly national awards after her 23-point performance vs. No. 15-ranked Tennessee, which included a game-winning tip-in. Blakes was named the USBWA Tamika Catchings National Freshman of the Week, sharing the honor with Nebraska's Britt Prince.

Additionally, the NCAA's Autumn Johnson named Blakes the NCAA Player of the Week after her 23-point effort against the Lady Volunteers.

### BLAKES NAMED TSWA PLAYER OF THE WEEK - JAN. 7

Freshman Mikayla Blakes averaged 30.0 points, 4.0 rebounds, 2.5 assists, and 2.0 steals to help Vanderbilt go 1-1 in its first week of SEC play to earn Tennessee Sports Writers Association Player of the Week honors. It is Blakes' first TSWA Player of the Week selection and Vanderbilt's third this season, as Khamil Pierre has been a two-time honoree.

The highlight of Blakes' week came in her first-ever SEC contest, as she scored a Vanderbilt freshman-record 36 points in a 108-82 win over Georgia on Jan. 2. She followed that up with a 24-point effort against No. 16-ranked Kentucky.

### KHAMIL EARNS HER SECOND SEC PLAYER OF THE WEEK HONOR - DEC. 17

Sophomore Khamil Pierre was named SEC Player of the Week for the second time this season on Dec. 17. The 6-2 forward averaged an SEC-best 42.0 points, 18.0 points, and 8.0 steals this week, as Pierre set the Vanderbilt women's basketball single-game scoring record with a 42-point performance against Evansville in a 106-40 win on Dec. 14.

It is Pierre's second SEC Player of the Week selection of her career, as she previously earned the distinction on Nov. 26 of this season. She is the first player since Cijaja Harbison in 2022-23 to be named SEC Player of the Week multiple times in a season. Pierre also becomes the fifth Commodore to earn multiple SEC Player of the Week honors. Overall, it is Pierre's seventh SEC weekly honor, as she was named SEC Freshman of the Week a program-record five times during the 2023-24 campaign.

### PIERRE HAULING IN THE NATIONAL AWARDS - DEC. 17

The U.S. Basketball Writers Association (USBWA) named Vanderbilt women's basketball sophomore Khamil Pierre as one of five USBWA Ann Meyers Drysdale National Players of the Week on Dec. 17

It is the first USBWA Ann Meyers Drysdale National Players of the Week selection for Pierre. Additionally, she was also selected as this week's runner-up for the Associate Press National Player of the Week and was named the Tennessee Sports Writers Association (TSWA) Women's Basketball Player of the Week.





## HONORS & AWARDS



### **BLAKES WINS THIRD SEC FRESHMAN OF THE WEEK - DEC. 10**

The SEC announced on Dec. 10 that Vanderbilt women's basketball guard Mikayla Blakes has been named the SEC Freshman of the Week for the third time this season. The guard scored 26 points at Miami on Dec. 4 to help the Dores register an 88-70 win in their only game last week. Her 26 points against the Hurricanes were the most points scored by an SEC freshman that week. Additionally, her 26-point outing against the Canes marked the third-most points scored by a Vanderbilt freshman in a true road contest in program history and ranks as the 12th-most scored in a contest by a Commodore frosh.

### **PIERRE NAMED SEC PLAYER OF THE WEEK - NOV. 26**

Sophomore Khamil Pierre was named SEC Player of the Week for the first time in her career on Nov. 26. She averaged 18.0 points, 12.0 rebounds, and 3.5 steals in a pair of home wins over Hampton (Nov. 20) and Samford (Nov. 22). The two double-doubles pushed her season total to an NCAA-best five. Her 17 made field goals were the second-most during the week, as she shot 56.7 percent from the field. Pierre's 12.0 rebounds per game average was second-highest in the SEC last week. She scored double-digit points in both contests this week to extend her career-best double-digit scoring average to nine games dating back to last season. The sophomore is one of four NCAA Division I players who have posted a double-double in all but one game their team has played this season, while she is one of seven players in the nation averaging at least 19.0 points and 11.0 rebounds.

### **BLAKES PICKS UP HER SECOND SEC FRESHMAN OF THE WEEK - NOV. 26**


Mikayla Blakes was named SEC Freshman of the Week for the second-straight week on Nov. 26. Blakes averaged 18.0 points and led all SEC freshmen at 6.5 assists per game last week. The guard contributed 33.0 points per game between points and assists in a pair of Vandy wins. Her career-high eight assists against Hampton on Nov. 20 were the most by an SEC player this week and the second-most by an SEC freshman this season. The guard was extremely efficient from the field, shooting 53.8 percent (14-of-26). She leads all SEC freshmen in scoring at 20.0 points per game. Blakes is the first Vanderbilt freshman since 2009-10 to score 14 or more points and have two or more steals in each of their first six games.

### **BLAKES EARNS HER FIRST SEC FRESHMAN OF THE WEEK - NOV. 19**

Mikayla Blakes earned the first SEC weekly honor of her career, as she was named the SEC Freshman of the Week on Nov. 19. The Somerset, New Jersey, native led all SEC freshmen in scoring during the week, putting up 22.5 points per game in a pair of Commodore wins. She is the first Commodore to be named SEC Freshman of the Week since Khamil Pierre, who captured the award a school-record five times during the 2023-24 campaign. Blakes becomes the fifth player to win the conference's weekly freshman honor under head coach Shea Ralph, joining Pierre, Ryanne Allen, Iyana Moore, and Sacha Washington.

### **WATCH OUT FOR WASHINGTON - OCT. 30**

Senior Sacha Washington was among 20 players named to the 2025 Cheryl Miller Award preseason watchlist, which goes to the nation's top small forward. Washington is the first Commodore to be considered for the Miller Award. The Lawrenceville, Georgia, native had a career year in 2023-24, as she averaged a personal-best 12.1 points and 7.9 rebounds per game. She shot 52.6 percent from the floor, had a team-best 44 blocks, and started in all 33 contests. The 6-2 forward scored double-digits in 18 games, which included a career-high 33 points against Louisiana Tech. She pulled down 10 or more rebounds in 10 contests and had nine double-doubles last season.





# MEMORIAL GYMNASIUM



Memorial Gymnasium, the Southeastern Conference's most historic venue for college basketball, serves as the home court for the Vanderbilt Commodores. Dedicated in 1952 as a memorial to all Vanderbilt men and women who served in World War II, the arena was built as a combination gymnasium and concert hall by the late master architect Edwin Keeble.

Decades later, the unique style of Memorial Gym—with its benches on the baselines, a playing court that sits above portions of the crowd and deafening acoustics—continues to make the Commodores' home a dreaded stop for opponents. "Memorial Magic," with its capacity crowds, overflowing student section and lively pep band, have assisted in numerous Commodore victories. In the stands, fans across Middle Tennessee have helped Memorial Gymnasium rank among the NCAA's Top 30 attendance leaders on numerous occasions.

Connected to the facility sits a practice gym that includes three cross-court playing floors, coaches offices, a donor room, private suites and a Hall of Champions.

In all, Memorial Gym has been expanded three times. Constructed with a seating capacity of 6,583, the University saw its first need to increase seating in 1965 with the addition of two north-side balconies. Two years later, a pair of balancing balconies were erected on the south side of the gym and dubbed "The Balconies That Clyde Lee Built."

Capacity has fluctuated throughout the history of the building. It reached its highest number of 15,646 in 1969 when 4,000 seats were added in the east and west ends. When chairback seats in the end zones and suites on the north side were installed in the late 1990s capacity lowered to 14,168. Shortly thereafter, university officials removed portions of media press row on the south side in an effort to expand the student section by nearly 150 seats. Official capacity is now 14,326.

## YEAR-BY-YEAR HOME RECORD

Year	W-L
2024-25	12-1
2023-24	12-5
2022-23	9-7
2021-22	12-5
2020-21*	3-2
2019-20	10-6
2018-19	5-9
2017-18	4-11
2016-17	10-5
2015-16	10-6
2014-15	9-6
2013-14	12-5
2012-13	12-2
2011-12	18-2
2010-11	12-3
2009-10	12-4
2008-09	15-1
2007-08	13-3
2006-07	15-1
2005-06	13-3
2004-05	11-3
2003-04	11-3
2002-03	11-2
2001-02	18-1
2000-01	16-2
1999-00	11-3
1998-99	9-5
1997-98	12-2
1996-97	13-1
1995-96	13-2
1994-95	16-1
1993-94	14-2
1992-93	15-1
1991-92	13-2
1990-91	11-3
1989-90	15-2
1988-89	10-1
1987-88	12-2
1986-87	15-2
1985-86	11-3
1984-85	6-4
1983-84	9-3
1982-83	5-6
1981-82	10-4
1980-81	6-5
1979-80	6-5
1978-79	7-5
1977-78	10-2
Total.....	533-164 (.765)

Vanderbilt has ranked among the top attendance draws in women's basketball over the years. Here is a year-by-year look at VU's home attendance figures, including where the team has ranked nationally in total attendance since the 1999-00 season:

Year	Games	Total	Average	National Rank (Total)
2024-25	13	49,452	3,803	25th
2023-24	17	47,479	2,793	53rd
2022-23	16	38,640	2,415	57th
2021-22	18	31,211	1,734	51st
2020-21*	5	209	42	—
2019-20	16	37,391	2,369	54th
2018-19	14	33,129	2,366	64th
2017-18	15	42,705	2,847	45th
2016-17	15	42,685	2,846	40th
2015-16	16	46,496	2,906	37th
2014-15	15	53,280	3,552	30th
2013-14	17	66,338	3,902	25th
2012-13	14	56,309	4,022	24th
2011-12	20	82,261	4,113	23rd
2010-11	15	68,828	4,589	20th
2009-10	16	69,521	4,345	21st
2008-09	16	76,150	4,759	18th
2007-08	17	91,279	5,369	17th
2006-07	16	72,215	4,513	23rd
2005-06	16	65,693	4,106	23rd
2004-05	14	51,682	3,692	31st
2003-04	14	44,352	3,168	33rd
2002-03	13	57,709	4,439	21st
2001-02	19	90,800	4,779	16th
2000-01	18	50,650	2,814	36th
1999-00	14	44,982	3,213	30th
1998-99	14	65,046	4,646	--
1997-98	14	91,056	6,504	--
1996-97	14	67,967	4,854	--
1995-96	15	88,151	5,877	--
1994-95	17	69,788	4,105	--
1993-94	14	73,686	5,253	--
1992-93	14	67,871	4,848	--
1991-92	15	36,266	2,418	--
1990-91	14	20,205	1,443	--
1989-90	17	25,887	1,522	--
1988-89	11	14,265	1,297	--
1987-88	13	7,324	563	--
1986-87	17	12,248	721	--
1985-86	14	5,750	411	--
1984-85	10	4,450	445	--
1983-84	12	8,664	722	--
1982-83	11	6,950	632	--
1981-82	14	6,310	451	--
1980-81	10	2,525	253	--

\*Vanderbilt discontinued its 2020-21 season due to the COVID-19 pandemic

## Memorial Gym Women's Basketball Crowds Over 10,000

Rank	Attendance	Opponent	Date
1.	15,317	Tennessee	1/30/1993
2.	15,311	Tennessee	2/7/1999
3.	15,187	Tennessee	2/25/1996
4.	14,848	Tennessee	2/16/1998
5.	14,316	Tennessee	2/17/2008
6.	14,168	Tennessee	2/16/2002
7.	13,227	Tennessee	12/31/1994
8.	13,127	Tennessee	1/19/2006
9.	12,645	Tennessee	1/31/1994
10.	12,417	Tennessee	1/19/1997
11.	12,131	Ohio State	1/6/1993
12.	12,034	Tennessee	2/9/2012
13.	12,009	Tennessee	1/25/2007
14.	11,401	Tennessee	2/2/2003
15.	11,386	Tennessee	2/14/2011
16.	10,561	Tennessee	2/15/2004
17.	10,154	Tennessee	1/24/2013
18.	10,149	Tennessee	2/24/2000





# RECORDS AT A GLANCE

## Points

Game	1. 53 • Mikayla Blakes at Florida, 1.30.25
	2. 42 • Khamil Pierre vs. Evansville, 12.14.24
	7. 37 • Iyana Moore at Kentucky, 1.11.24
	8. 36 • Mikayla Blakes vs. Georgia, 1.2.25
	36 • Wendy Scholtens vs. Lipscomb, 1.9.90
	2024-25 53 • Mikayla Blakes at Florida, 1.30.25
Season	1. 855 • Wendy Scholtens, 1989-90
	10. 612 • Sheri Sam, 1995-96
	2024-25 493 • Mikayla Blakes
Career	1. 2,604 • Chantelle Anderson, 2000-03
	10. 1,618 • Jasmine Lister, 2011-14
	Active 1,206 • Iyana Moore, 2022-present

## Field Goals Made

Game	1. 19 • Khamil Pierre vs. Evansville, 12.14.24
	Chantelle Anderson at Portland State, 12.23.00
	8. 15 • 8 Times, Last: Sacha Washington vs. La. Tech, 12.3.23
	2024-25 19 • Khamil Pierre vs. Evansville, 12.14.24
Season	1. 309 • Wendy Scholtens, 1989-90
	10. 241 • Aljeanette Bramlett, 1981-82
	2024-25 182 • Khamil Pierre
Career	1. 1,020 • Chantelle Anderson, 2000-03
	10. 625 • Sheri Sam, 1992-96
	Active 403 • Sacha Washington, 2022-present

## Field Goals Attempted

Game	1. 31 • Eva Lemeh at Georgia, 2.16.81
	5. 28 • Khamil Pierre vs. Evansville, 12.14.24
	Gayle Kinzer at Belmont, 1.19.81
	8. 25 • Three times: Last: Tiffany Clarke vs. Texas A&M, 2.24.13
	2024-25 28 • Khamil Pierre vs. Evansville, 12.14.24
Season	1. 571 • Barbara Brackman, 1981-82
	10. 463 • Donna Atkinson, 1983-84
	2024-25 356 • Mikayla Blakes
Career	1. 1,655 • Wendy Scholtens, 1988-91
	10. 1,301 • Carla Thomas, 2004-2007
	Active 1,053 • Iyana Moore, 2022-present

## Field Goal Percentage

Game	1. 1.000 • 4 Times, Last: Hannah Tuomi, 10-10 vs. UF, 2.24.10
(Min. 10 FGM)	9. .917 • 3 Times, Last: Ashley Earley, 11-12 at Tenn., 2.13.05
	2024-25 .706 (12-17) • Khamil Pierre vs. Lipscomb, 11.4.24
Season	1. .723 (292-404) • Chantelle Anderson, 2000-01
(Min. 150 FGM)	10. .602 (103-171) • Nicole Jules, 2005-06
	2024-25 .526 (182-346) • Khamil Pierre
Career	1. .651 (1,020-1,568) • Chantelle Anderson, 2000-03
(Min. 400 FGM)	10. .543 (706-1,301) • Carla Thomas, 2004-07
	Active .487 (403-824) • Sacha Washington, 2022-present

## 3-Pointers Made

Game	1. 9 • Iyana Moore, vs. Alabama State, 12.28.21
	5. 7 • 11 Times, Last: Marnelle Garraud at Arkansas, 1.16.23
	2024-25 5 • Seven Times: Last: Mikayla Blakes at Florida, 01.30.25
Season	1. 95 • Caroline Williams, 2005-06
	10. 80 • Christina Wirth, 2008-09
	2024-25 53 • Mikayla Blakes
Career	1. 276 • Christina Foggie, 2011-14
	7. 203 • Julie Powell, 1991-94
	8. 186 • Iyana Moore, 2022-present

## 3-Pointers Attempted

Game	1. 17 • Christina Foggie vs. Virginia, 11.23.12
	17 • Christina Foggie vs. Maryland, 3.28.09
	10. 13 • 12 Times, Last: Marnelle Garraud, vs. Georgia, 2.5.23
	2024-25 13 • Iyana Moore vs. Kentucky, 01.05.25
	1. 225 • Merideth Marsh, 2009-10
	10. 241 • Aljeanette Bramlett, 1981-82
	2024-25 158 • Mikayla Blakes
Career	1. 735 • Christina Foggie, 2011-14
	5. 573 • Christina Wirth, 2006-09
	6. 515 • Iyana Moore, 2022-present

## 3-Point Percentage

Game	1. 1.000 • Seven Times, Last: Erin Whalen (5-5) at Ala. 1.21.18
(Min. 5 3PM)	2024-25 .625 (5-8) • Three Times, Last: Iyana Moore at LSU, 1.13.25
Season	1. .505 (48-95) • Caroline Williams, 2004-05
(Min. 40 3PA)	10. .446 (37-83) • Christa Reed, 2016-17
	2024-25 .365 (50-137) • Iyana Moore
Career	1. .465 (238-512) • Caroline Williams, 2004-07
(Min. 100 3PM)	10. .394 (145-368) • Donna Harris, 1990-94
	Active .361 (186-515) • Iyana Moore, 2022-present

## Free Throws Made

Game	1. 18 • Ashley McElhiney vs. LSU, 2.15.01
	18 • Wendy Scholtens at Tenn. Tech, 1.11.89
	4. 16 • Four Times, Last: Mikayla Blakes, at Florida 01.30.25
	2024-25 16 • Mikayla Blakes at Florida, 01.30.25
Season	1. 236 • Wendy Scholtens, 1989-90
	10. 133 • Tiffany Clarke, 2012-13
	133 • Harriet Brumfield, 1981-82
	2024-25 106 • Mikayla Blakes
Career	1. 681 • Wendy Scholtens, 1988-91
	10. 298 • Ashley McElhiney, 2000-03
	Active 220 • Iyana Moore, 2022-present

## Free Throws Attempted

Game	1. 19 • Ashley McElhiney vs. LSU, 2.15.01
	2. 18 • 3 Times, Last: Mikayla Blakes, at Florida, 01.30.25
	2024-25 18 • Mikayla Blakes, at Florida, 01.30.25
Season	1. 264 • Wendy Scholtens, 1989-90
	10. 190 • Christina Foggie, 2013-14
	2024-25 123 • Mikayla Blakes
Career	1. 785 • Wendy Scholtens, 1988-91
	10. 413 • Dee Davis, 2004-07
	Active 316 • Sacha Washington, 2022-present

## Free Throw Percentage

Game	1. 1.000 • 19 Times, Last: Iyana Moore (10-10) vs. Ga., 3.3.24
(Min. 10 FTM)	2024-25 .929 (13-14) • Mikayla Blakes vs. Georgia, 01.02.25
Season	1. .938 (61-65) • Christa Reed, 2017-18
	10. .870 (47-54) • Bella LaChance, 2022-23
	2024-25 .862 (106-123) • Mikayla Blakes
Career	1. .868 (681-785) • Wendy Scholtens, 1988-91
(Min. 160 FTM)	5. .813 (213-262) • Iyana Moore, 2022-present
	10. .789 (195-247) • Julie Powell, 1991-94
	Active .815 (220-270) • Iyana Moore, 2022-present

## Rebounds

Game	1. 22 • Wendy Scholtens vs. Lipscomb, 1.9.90
	22 • Wendy Scholtens vs. Wright State, 12.9.89
	22 • Barbara Brackman vs. Union, 1.4.83
	10. 19 • 6 Times, Last: Jennifer Holmes vs. Florida, 2.25.99
	2024-25 18 • Khamil Pierre vs. Evansville, 12.14.24
Season	1. 389 • Wendy Scholtens, 1989-90
	10. 283 • Barbara Brackman, 1981-82
	2024-25 217 • Khamil Pierre
Career	1. 1,272 • Wendy Scholtens, 1988-91
	10. 822 • Chantelle Anderson, 2000-03
	Active 720 • Sacha Washington, 2022-present

## Assists

Game	1. 17 • Ashley McElhiney at Louisville, 1.2.03
	7. 13 • 5 Times, Last: Jasmine Lister vs. Tenn., 2.9.12
	2024-25 11 • Jordyn Oliver vs. Georgia, 01.02.25
Season	1. 262 • Cathy Bender, 1981-82
	10. 168 • Jasmine Lister, 2012-13
	2024-25 85 • Jordyn Oliver
Career	1. 730 • Dee Davis, 2004-07
	10. 438 • Jordyn Cambridge, 2018-24
	Active 235 • Iyana Moore, 2022-present

## Steals

Game	1. 11 • Eva Lemeh vs. Murray State, 12.14.80
	6. 8 • 8 Times, Last: Khamil Pierre vs. Evansville, 12.14.24
	2024-25 8 • Khamil Pierre vs. Evansville, 12.14.24
Season	1. 129 • Jordyn Cambridge, 2021-22
	10. 87 • Karen Booker, 1989-90
	87 • Jade Huntington, 1989-90
	2024-25 67 • Khamil Pierre
Career	1. 351 • Jordyn Cambridge, 2018-24
	10. 221 • Jennifer Risper, 2006-09
	Active 120 • Iyana Moore, 2022-present

## Blocked Shots

Game	1. 10 • Angela Gorsica vs. Wingate, 12.28.95
	10 • Heidi Gillingham vs. Middle Tennessee, 1.30.92
	4. 8 • 15 Times, Last: Angela Gorsica vs. DePaul, 2.19.97
	2024-25 3 • Four Times, Last: Aiyana Mitchell, at Florida, 01.30.25
Season	1. 309 • Wendy Scholtens, 1989-90
	10. 241 • Aljeanette Bramlett, 1981-82
	2024-25 10 • Leilani Kapinus/Jordyn Oliver
Career	1. 413 • Heidi Gillingham, 1991-94
	10. 112 • Harriet Brumfield, 1982-85
	Active 108 • Sacha Washington, 2022-present

## Points Per Game

Season	1. 25.2 (855 pts) • Wendy Scholtens, 1989-90
	10. 19.7 (671 pts) • Harriet Brumfield, 1981-82
	2024-25 22.4 (493 pts) • Khamil Pierre
Career	1. 21.3 (122 GP) • Wendy Scholtens, 1988-91
(Min. 100 GP)	10. 12.8 (119 GP) • Karen Booker, 1984-87
	Active 13.6 (89 GP) • Iyana Moore, 2022-present

## Games Played

Career	1. 137 • Jessica Mooney, 2007-10
	137 • Chantelle Anderson, 2000-03
	10. 132 • Six times, Last: Tiffany Clarke, 2010-13
	Active 99 • Sacha Washington, 2022-present

## Minutes Played

Game	1. 50 • Karen McGinn vs. Auburn, 12.13.78
	50 • Ann Morrow vs. Auburn, 12.13.78
	9. 46 • Chavonne Hammond vs. Kansas, 3.18.00
	46 • Ashley Smith vs. George Washington, 12.22.98
	2024-25 40 • Mikayla Blakes vs. Michigan State, 11.27.24
Season	1. 1,298 • Ashley McElhiney, 2001-02
	10. 1,179 • Zuzi Klimesova, 2000-01
	2024-25 658 • Mikayla Blakes and Iyana Moore
Career	1. 4,626 • Jasmine Lister, 2011-14
	3,779 • Christina Werth, 2006-09
	Active 2,884 • Iyana Moore, 2022-present







## THE LAST TIME WHEN...

### SCORING

Less than 40 pts	31 • East Tennessee St. • Johnson City, Tenn. • 12.01.22
40-49 pts	49 • Texas A&M • College Station, Texas • 02.15.24
Less than 50 pts & Won	49 • Texas A&M • College Station, Texas • 02.15.24
90-99 pts	99 • Florida • Gainesville, Fla. • 01.30.25
100+ pts (regulation)	101 • Arkansas • Nashville, Tenn. • 01.23.25
100+ pts	101 • Arkansas • Nashville, Tenn. • 01.23.25

### OPPONENT SCORING

Less than 40 pts	37 • Austin Peay • Nashville, Tenn. • 11.08.24
40-49 pts	40 • Evansville • Nashville, Tenn. • 12.14.24
Less than 50 pts & Won	44 • East Tennessee St. • Johnson City, Tenn. • 12.01.22
90-99 pts	96 • Kentucky • Nashville, Tenn. • 01.05.25
100+ pts (regulation)	106 • South Carolina • Nashville, Tenn. • 01.14.21
100+ pts	106 • South Carolina • Nashville, Tenn. • 01.14.21

### FIELD GOAL PERCENTAGE

20.0%-29.9%	27.9% (19-68) • Florida • Gainesville, Fla. • 12.23.23
30.0%-39.9%	33.8% (23-68) • Alabama • Tuscaloosa, Ala. • 01.26.25
30.0%-39.9% & Won	33.8% (23-68) • Alabama • Tuscaloosa, Ala. • 01.26.25
50.0%-59.9%	53.1% (34-64) • Florida • Gainesville, Fla. • 01.30.25
50.0%-59.9% & lost	51.9% (27-52) • Alabama • Tuscaloosa, Ala. • 01.26.25
60.0% or higher	69.2% (36-52) • Air Force • Nashville, Tenn. • 11.30.15

### OPPONENT FIELD GOAL PERCENTAGE

20.0%-29.9%	27.8% (15-54) • Evansville • Nashville, Tenn. • 12.14.24
20.0%-29.9% & won	27.4% (17-62) • East Tenn. St. • Johnson City, Tenn. • 12.1.22
30.0%-39.9%	38.2% (26-68) • Tennessee • Nashville, Tenn. • 01.19.25
30.0%-39.9% & won	39.0% (23-59) • NC State • Raleigh, N.C. • 11.29.23
50.0%-59.9%	51.9% (27-52) • Alabama • Tuscaloosa, Ala. • 01.26.25
50.0%-59.9% & lost	51.9% (27-52) • Alabama • Tuscaloosa, Ala. • 01.26.25
60.0% or higher	66.7% (28-42) • Georgia • Nashville, Tenn. • 2.5.23

### FREE THROW PERCENTAGE

Less than 50.0%	37.5% (3-8) • South Florida • Tampa, Fla. • 11.14.24
90.0%-99.9%	93.5% (29-31) • Georgia • Nashville, Tenn. • 01.02.25
1.000%	15-15 • Appalachian State • Nashville, Tenn. • 12.1.24
1.000% w/ 10 or more makes	15-15 • Appalachian State • Nashville, Tenn. • 12.1.24

### OPPONENT FREE THROW PERCENTAGE

Less than 50.0%	28.6% (4-14) • Austin Peay • Nashville, Tenn. • 11.08.24
90.0%-99.9%	92.3% (12-13) • Ole Miss • Oxford, Miss. • 01.09.25
1.000%	3-3 • South Florida • Tampa, Fla. • 11.14.24
1.000% w/ 10 or more makes	12-12 • Texas A&M • College Station, Texas • 2.10.22

### BASKETS MADE

40+ field goals made	40 • Alabama A&M • Nashville, Tenn. • 12.29.24
10-14 3-point field goals made	11 • Florida • Gainesville, Fla. • 01.30.25
15+ 3-point field goals made	17 • Alabama State • Nashville, Tenn. • 12.28.21
Did not make a 3-pointer	0-9 • Butler • Indianapolis • 12.7.23
Made 20+ free throws	20 (20-25) • Florida • Gainesville, Fla. • 01.30.25
Made less than five free throws	3 (3-8) • South Florida • Tampa, Fla. • 11.14.24
Made 5-10 free throws	9 (9-14) • Ole Miss • Oxford, Miss. • 01.09.25

### OPPONENT BASKETS MADE

40+ field goals made	42 • South Carolina • Nashville, Tenn. • 1.14.21
10-14 3-point field goals made	10 • West Georgia • Nashville, Tenn. • 12.21.24
15+ 3-point field goals made	15 • Kentucky • Nashville, Tenn. • 01.05.25
Did not make a 3-pointer	0-8 • Ole Miss • Nashville, Tenn. • 2.20.22
Made 20+ free throws	20 (20-24) • Ole Miss • Nashville, Tenn. • 2.1.24
Made less than five free throws	4 (4-7) • Arkansas • Nashville, Tenn. • 01.23.25
Made 5-10 free throws	5 (5-6) • Alabama • Tuscaloosa, Ala. • 01.26.25

### REBOUNDS

10-20 rebounds	20 • Georgia • Nashville, Tenn. • 2.5.23
21-29 rebounds	25 • LSU • Baton Rouge, La. • 01.13.25
40-44 rebounds	40 • Tennessee • Nashville, Tenn. • 01.19.25
45-49 rebounds	48 • Appalachian State • Nashville, Tenn. • 12.1.24
50+ rebounds	51 • West Georgia • Nashville, Tenn. • 12.21.24
20+ rebound margin	+27 • Austin Peay • Nashville, Tenn. • 11.08.24
30+ rebound margin	+30 • Samford • Nashville, Tenn. • 11.22.24

### OPPONENT REBOUNDS

20-24 rebounds	24 • Miami • Coral Gables, Fla. • 12.04.24
25-29 rebounds	26 • Samford • Nashville, Tenn. • 11.22.24
40-44 rebounds	42 • Tennessee • Nashville, Tenn. • 01.19.25
45-49 rebounds	48 • Michigan State • Palm Springs, Calif. • 11.27.24
50+ rebounds	50 • NC State • Raleigh, N.C. • 11.29.23
20+ rebound margin	+20 • LSU • Baton Rouge, La. • 01.13.25

### STEALS

0-5 steals	3 • Tennessee • Nashville, Tenn. • 01.19.25
10-15 steals	11 • Florida • Gainesville, Fla. • 01.30.25
16-19 steals	17 • Alabama • Tuscaloosa, Ala. • 01.26.25
20+ steals	24 • Evansville • Nashville, Tenn. • 12.14.24

### OPPONENT STEALS

0-5 steals	5 • Arkansas • Nashville, Tenn. • 01.23.25
10-15 steals	12 • Michigan State • Palm Springs, Calif. • 11.27.24
15-19 steals	17 • Florida • Nashville, Tenn. • 1.7.24
20+ steals	22 • UCLA • Boston, Mass. • 11.26.95

### ASSISTS

0-9 assists	6 • South Florida • Tampa, Fla. • 11.14.24
15-19 assists	17 • Florida • Gainesville, Fla. • 01.30.25
20-25 assists	21 • Arkansas • Nashville, Tenn. • 01.23.25
25-29 assists	27 • Georgia • Nashville, Tenn. • 01.02.25
30-plus assists	30 • Alabama A&M • Nashville, Tenn. • 12.29.24

### OPPONENT ASSISTS

0-9 assists	8 • Arkansas • Nashville, Tenn. • 01.23.25
15-19 assists	12 • Tennessee • Nashville, Tenn. • 01.19.25
20-25 assists	26 • Ole Miss • Oxford, Miss. • 01.09.25

### TURNOVERS

5-10 turnovers	7 • Kentucky • Nashville, Tenn. • 01.05.25
20-24 turnovers	21 • Michigan State • Palm Springs, Calif. • 11.27.24
25-29 turnovers	25 • Ole Miss • Oxford, Miss. • 01.09.25
30-40 turnovers	37 • UCLA • Boston, Mass. • 11.26.95

### OPPONENT TURNOVERS

5-10 turnovers	10 • Tennessee • Nashville, Tenn. • 01.19.25
20-24 turnovers	23 • Alabama • Tuscaloosa, Ala. • 01.26.25
25-29 turnovers	26 • Arkansas • Nashville, Tenn. • 01.23.25
30-40 turnovers	36 • Evansville • Nashville, Tenn. • 12.14.24

### BLOCKED SHOTS

0 Blocks	0 • South Florida • Tampa, Fla. • 11.14.24
5-9 blocked shots	6 • Georgia • Nashville, Tenn. • 01.02.25

### OPPONENT BLOCKED SHOTS

0 Blocks	0 • Butler • Nashville, Tenn. • 11.17.24
5-9 blocked shots	5 • LSU • Baton Rouge, La. • 01.13.25
10+ blocked shots	14 • South Carolina • Nashville, Tenn. • 1.19.23

### MARGIN OF VICTORY

1 point	vs. Tennessee (71-7) • Nashville, Tenn. • 01.19.25
2 points	at Arkansas (66-64) • Tuscaloosa, Ala. • 01.26.25
10-19 points	13 • Florida (93-64) • Gainesville, Fla. • 01.30.25
20-30 points	26 • Georgia (108-82) • Georgia • Nashville, Tenn. • 01.02.25
Back-to-back 20+ points	49 • Hampton (94-45) • Nashville, Tenn. • 11.20.24 45 • Samford (104-59) • Nashville, Tenn. • 11.22.24
30-39 points	35 • West Georgia (103-68) • Nashville, Tenn. • 12.21.24
Back-to-back 30+ points	49 • Hampton (94-45) • Nashville, Tenn. • 11.20.24 45 • Samford (104-59) • Nashville, Tenn. • 11.22.24
40-49 points	41 • Arkansas (101-60) • Nashville, Tenn. • 01.23.25
Back-to-back 40+ points	49 • Hampton (94-45) • Nashville, Tenn. • 11.20.24 45 • Samford (104-59) • Nashville, Tenn. • 11.22.24
50-59 points	54 • Appalachian State (94-40) • Nashville, Tenn. • 12.01.24
Back-to-back 50+ points	52 • Lipscomb (102-50) • Memorial Gym • 11.04.24 56 • Austin Peay (93-37) • Nashville, Tenn. • 11.08.24
60-69 points	66 • Evansville (106-40) • Nashville, Tenn. • 12.14.24
70+ points	70 • Hampton (116-46) • Nashville, Tenn. • 11.29.98
Single-overtime win	vs. Lipscomb (72-71) • Nashville, Tenn. • 12.18.22
Double-overtime win	at Florida (106-98) • Gainesville, Fla. • 2.6.11
Triple-overtime win	NEVER OCCURRED

### OPPONENT MARGIN OF VICTORY

1 point	vs. Florida (53-52) • Greenville, S.C. • 3.3.22
2 points	vs. Missouri (65-63) • Nashville, Tenn. • 1.14.24
10-19 points	18 • Kentucky (96-78) • Nashville, Tenn. • 01.05.25
20-30 points	28 (87-59) • Ole Miss • Oxford, Miss. • 01.09.25
Back-to-back 20+ points	25 • LSU (88-63) • Baton Rouge, La. • 11.23 21 • Ole Miss (74-53) • Oxford, Miss. • 1.5.23
30-39 points	37 • Alabama (98-61) • Tuscaloosa, Ala. • 1.26.20
40-49 points	48 • South Carolina (96-48) • Nashville, Tenn. • 1.19.23
50-59 points	55 • South Carolina (85-30) • Columbia, S.C. • 01.24.22
60-69 points	63 • South Carolina (106-43) • Nashville, Tenn. • 01.14.21
70+ points	NEVER OCCURRED
Single-overtime win	Alabama (77-71) • Nashville, Tenn. • 2.6.22
Double-overtime win	Auburn (96-93) • Auburn, Ala. • 1.20.90
Triple-overtime win	NEVER OCCURRED



## LAST TIME...

**A DORE SCORED 20 OR MORE PTS**  
Mikayla Blakes • 53 Pts at Florida • 01.30.25  
Iyana Moore • 22 Pts at Florida • 01.30.25

**TWO DORES SCORED 20 OR MORE PTS**  
Mikayla Blakes • 53 Pts at Florida • 01.30.25  
Iyana Moore • 22 Pts at Florida • 01.30.25

**AN OPPONENT SCORED 20 OR MORE PTS**  
Ra Shaya Kyle, Florida • 23 Pts • 01.30.25  
Liv McGill, Florida • 20 Pts • 01.30.25

**TWO OPPONENTS SCORED 20 OR MORE PTS**  
Ra Shaya Kyle, Florida • 23 Pts • 01.30.25  
Liv McGill, Florida • 20 Pts • 01.30.25

**A DORE SCORED 30 OR MORE PTS**  
Mikayla Blakes • 53 Pts at Florida • 01.30.25

**A DORE SCORED 40 OR MORE PTS**  
Mikayla Blakes • 53 Pts at Florida • 01.30.25

**A DORE SCORED 50 OR MORE PTS**  
Mikayla Blakes • 53 Pts at Florida • 01.30.25

**AN OPP. SCORED 30 OR MORE PTS**  
Sarah Ashlee Barker, Alabama • 36 Pts • 01.26.25

**A DORE COLLECTED 15 OR MORE REBS**  
Khamil Pierre • 18 Reb vs. Evansville • 12.14.24

**AN OPP. COLLECTED 15 OR MORE REBS**  
Aneesah Morrow, LSU • 15 Reb • 01.13.25

**A DORE COLLECTED 10 OR MORE AST**  
Jordyn Oliver • 11 Ast vs. Georgia • 01.02.24

**AN OPP. COLLECTED 10 OR MORE AST**  
Alexis Morris, LSU • 12 Ast • 01.01.23

**A DORE HAD FIVE OR MORE STL**  
Khamil Pierre • 5 Stl at Alabama • 01.26.25

**AN OPP. COLLECTED FIVE OR MORE STL**  
Grace VanSlooten, Michigan State • 5 Stl • 11.27.24

**A DORE HAD FIVE OR MORE BLK**  
Sacha Washington • 6 Blk vs. Dayton • 12.20.23

**AN OPP. COLLECTED FIVE OR MORE BLK**  
L'or Mputu, South Florida • 6 Blk • 11.14.24

**A DORE MADE 10-PLUS FG**  
Mikayla Blakes • 16 FGM vs. Florida • 01.30.25

**A DORE MADE 10-PLUS FG IN BACK-TO-BACK GAMES**  
Mikayla Blakes (2) • 10 FGM at Alabama • 01.23.25  
16 FGM at Florida • 01.30.25

**AN OPP. MADE 10 OR MORE FG**  
Ra Shaya Kyle, Florida • 11 FGM • 01.30.25

**A DORE ATTEMPTED 20 OR MORE FG**  
Mikayla Blakes • 24 FGA at Florida • 01.30.25

**AN OPP. ATTEMPTED 20 OR MORE FG**  
Sarah Ashlee Barker, Alabama • 21 FGA • 01.26.25

**A DORE MADE 10 OR MORE FREE THROWS**  
Mikayla Blakes • 16 FTM at Florida • 01.30.25

**AN OPP. MADE 10 OR MORE FREE THROWS**  
Diamond Battles, Georgia • 10 FTM • 2.5.23

**A DORE MADE 5 OR MORE 3-PT FG**  
Mikayla Blakes • 5 3PT FGM at Florida • 01.30.25

**AN OPP. MADE 5 OR MORE 3-PT FG**  
Kennedy Todd-Williams, Ole Miss • 5 3PT FGM • 01.09.25

**VANDY HAD 5 OR PLAYERS IN DBL FIGURES**  
Five Players • vs. Arkansas • 01.23.25

**AN OPP. HAD 5 OR PLAYERS IN DBL FIGURES**  
Ole Miss • Five Players • 01.09.25

**VANDY PLAYER HAD A DOUBLE-DOUBLE**  
Khamil Pierre • 12 pts, 14 reb at Alabama • 01.26.25

**A DORE HAD CONSECUTIVE DOUBLE-DOUBLES**  
Khamil Pierre (4) • 14 pts, 10 reb at Dayton • 12.19.24  
23 pts, 10 reb vs. West Georgia • 12.21.24  
42 pts, 18 reb vs. Evansville • 12.14.24  
28 pts, 13 reb at Miami • 12.04.24

**AN OPP. HAD A DOUBLE-DOUBLE**  
Ra Shaya Kyle, Florida • 23 pts, 12 reb • 01.30.25

**VANDY HAD 2 PLAYERS POST A DOUBLE-DOUBLE**  
vs. Evansville • 12.14.24  
Khamil Pierre • 42 pts, 18 reb  
Leilani Kapinus • 11 reb, 10 pts

**AN OPP. HAD 2 PLAYERS POST A DOUBLE-DOUBLE**  
Ivy Wolf, Dayton • 23 pts, 10 reb • 12.19.24  
Arianna Smith, Dayton • 16 pts, 12 reb • 12.19.24

**VANDY HAD 3 PLAYERS POST A DBL-DBL**  
vs. Western Kentucky • 11.15.23  
Sacha Washington • 18 pts, 10 reb  
Jordyn Oliver • 15 pts, 10 reb  
Jordyn Cambridge • 11 pts, 13 reb

**VANDY PLAYER HAD A TRIPLE-DOUBLE**  
Jordyn Cambridge • vs. Texas A&M • 3.2.23  
15 reb, 13 pts, 10 ast

**ALL VANDY PLAYERS THAT PLAYED SCORED**  
9 players vs. Arizona • 11.26.24

## RECORD WHEN...

2024-25 OVERALL	18-4
AT HOME	12-1
ON THE ROAD	5-2
NEUTRAL GAMES	1-1
IN OVERTIME	0-0
IN DOUBLE OVERTIME	0-0
AFTER A WIN	15-3
AFTER A LOSS	2-1
LEADING AT HALFTIME	17-0
TRAILING AT HALFTIME	1-3
TIED AT HALFTIME	0-1
LEADING AFTER 1ST QUARTER	16-3
TRAILING AFTER 1ST QUARTER	2-0
TIED SCORE AFTER 1ST QUARTER	0-1
OUTSCORING OPP. IN 2ND HALF	15-0
OUTSCORED BY OPP. IN 2ND HALF	3-4
SCORING SAME PTS IN 2ND HALF	0-0
LEADING WITH 5 MIN. REMAINING	17-1
TRAILING WITH 5 MIN. REMAINING	1-3
TIED WITH 5 MIN. REMAINING	0-0
SCORING FEWER THAN 50 POINTS	0-0
SCORING 50-59 POINTS	0-1
SCORING 60-69 POINTS	2-0
SCORING 70-79 POINTS	2-3
SCORING 80-89 POINTS	3-0
SCORING 90-99 POINTS	5-0
SCORING 100+ POINTS	6-0
ALLOWING 39-OR-FEWER POINTS	1-0
ALLOWING 40-49 POINTS	4-0
ALLOWING 50-59 POINTS	3-0
ALLOWING 60-69 POINTS	6-0
ALLOWING 70-79 POINTS	2-1
ALLOWING 80-89 POINTS	2-2
ALLOWING 90-OR-MORE POINTS	0-1
GAME DECIDED BY 1-POINT	1-0
GAME DECIDED BY 2-3 POINTS	1-0
GAME DECIDED BY 4-5 POINTS	0-0
GAME DECIDED BY 6-9 POINTS	0-2
GAME DECIDED BY 10-19 POINTS	6-1
GAME DECIDED BY 20-29 POINTS	2-1
GAME DECIDED BY 30-39 POINTS	1-0
GAME DECIDED BY 40-49 POINTS	3-0
GAME DECIDED BY 50-59 POINTS	3-0
GAME DECIDED BY 60+ POINTS	1-0
HIGHER FIELD GOAL PERCENTAGE	13-0
LOWER FIELD GOAL PERCENTAGE	5-4
SAME FIELD GOAL PERCENTAGE	0-0
SHOOTING LESS THAN 30%	0-0
SHOOTING 30-39%	5-2
SHOOTING 40-49%	5-2
SHOOTING 50+%	8-0
OPP. SHOOTING LESS 30%	5-0
OPP. SHOOTING 30-39%	6-0
OPP. SHOOTING 40-49%	5-2
OPP. SHOOTING 50+%	2-2
MORE MADE 3-PT THAN OPP.	10-1
FEWER MADE 3-PT THAN OPP.	5-3
SAME 3-PT MAKES AS OPP.	3-0
MAKING FEWER THAN FIVE 3-PT FG	3-2
MAKING BETWEEN 5-9 3-PT FG	11-2
MAKING 10+ 3-PT FG	4-0
ALLOWING FEWER THAN 5 3-PT FG	10-2
ALLOWING BETWEEN 5-9 3-PT FG	6-1
ALLOWING 10+ 3-PT FG	2-1

MAKING MORE FREE THROWS	17-1
MAKING FEWER FREE THROWS	0-2
MAKING SAME FREE THROWS	1-1
MAKING FEWER THEN 10 FREE THROWS	2-1
MAKING 10-19 FREE THROWS	12-2
MAKINGS 20+ FREE THROWS	4-0
OPP. MAKES 0-10 FREE THROWS	12-0
OPP. MAKES 10-19 FREE THROWS	6-4
OPP. MAKES 20+ FREE THROWS	0-0
OUTREBOUNDING OPP.	13-0
OUTREBOUNDED BY OPP.	5-4
SAME TOTAL OF REBOUNDS	0-0
FEWER THAN 10 ASSISTS	1-0
10-19 ASSISTS	9-4
20+ ASSISTS	8-0
NO BLOCKS	0-0
1-4 BLOCKS	13-4
5+ BLOCKS	5-0
COMMITTING FEWER TURNOVERS	17-2
COMMITTING MORE TURNOVERS	1-2
COMMITTING SAME TURNOVERS	0-0
FORCING FEWER THAN 10 TURNOVERS	0-0
FORCING 10-19 TURNOVERS	4-3
FORCING 20-29 TURNOVERS	12-1
FORCING 30+ TURNOVERS	2-0
IN DAY GAMES	9-3
IN NIGHT GAMES	9-1
ON SUNDAY	5-1
ON MONDAY	1-1
ON TUESDAY	1-0
ON WEDNESDAY	2-1
ON THURSDAY	5-1
ON FRIDAY	2-0
ON SATURDAY	2-0
IN NOVEMBER	7-1
IN DECEMBER	6-0
IN JANUARY	5-3
IN FEBRUARY	0-0
IN MARCH	0-0
VS. SEC	5-3
VS. SEC AT MEMORIAL GYM	3-1
VS. SEC ON THE ROAD	2-2
VS. RANKED OPPONENTS	2-2
WINNING THE OPENING TIP	14-1
LOSING THE OPENING TIP	4-3
WEARING WHITE	9-1
WEARING VANDY SCRIPT WHITE	2-1
WEARING GOLD	1-0
WEARING BLACK	4-2
WEARING V BLACK	1-0
WEARING GRAY	1-0
WEARING PLAY4KAY JERSEY	0-0



## 2024-25 GAME LEADERS

OPPONENT	DATE	SCORE	W/L	POINTS	REBOUNDS	ASSISTS	STEALS	BLOCKS
Lipscomb	11-04-24	102-50	W	Pierre (25)	Pierre (14)	Blakes (5)	Greene (6)	Mitchell (1)
Austin Peay	11-08-24	93-37	W	Blakes/Moore (16)	Pierre (10)	Greene/Moore (3)	Blakes (3)	Kapinus/Makurat/Nwaba (2)
at South Florida	11-14-24	62-49	W	Pierre (17)	Pierre (10)	Oliver (3)	Blakes/Oliver (2)	--
Butler	11-17-24	81-52	W	Blakes (29)	Pierre (8)	Oliver (6)	Pierre (4)	Kapinus/Nwaba (1)
Hampton	11-20-24	94-45	W	Blakes (22)	Pierre (12)	Blakes (8)	Blakes/Pierre (3)	Nwaba (3)
Samford	11-22-24	104-59	W	Pierre (21)	Pierre (12)	Greene/Kapinus (6)	Kapinus/Pierre (4)	Blakes/Kapinus/Mitchell (1)
vs. Arizona	11-26-24	71-60	W	Pierre (25)	Pierre (15)	Blakes/Moore (4)	Pierre (7)	Kapinus (2)
vs. Michigan State	11-27-24	70-78	L	Pierre (19)	Mitchell/Oliver/Pierre (6)	Oliver/Pierre (4)	Pierre (4)	Kapinus/Mitchell/Oliver (1)
Appalachian State	12-01-24	94-40	W	Blakes (20)	Kapinus/Pissott (7)	Blakes (6)	Blakes (7)	Nwaba (1)
at Miami (Fla.)	12-04-24	88-70	W	Pierre (28)	Pierre (13)	Moore (7)	Pierre (4)	Moore (1)
Evansville	12-14-24	106-40	W	Pierre (42)	Pierre (18)	Blakes/Moore (3)	Pierre (8)	Mitchell (2)
at Dayton	12-19-24	80-66	W	Greene (25)	Pierre (10)	Oliver (7)	Blakes (5)	Oliver (3)
West Georgia	12-21-24	103-68	W	Blakes (24)	Pierre (10)	Blakes (6)	Oliver (4)	Oliver (3)
Alabama A&M	12-29-24	93-64	W	Pierre (29)	Oliver/Pierre (7)	Oliver (8)	Pierre (4)	Blakes/Pierre (1)
Georgia	01-02-25	108-82	W	Blakes (36)	Oliver (10)	Oliver (11)	Mitchell (2)	Moore (2)
Kentucky	01-05-25	78-96	L	Blakes (24)	Pierre (11)	Pierre (5)	Blakes (3)	Blakes (1)
at Ole Miss	01-09-25	59-87	L	Blakes (19)	Blakes (5)	Oliver (6)	Greene/Moore/Pierre (2)	Pierre (1)
at LSU	01-13-25	77-83	L	Pierre (28)	Pierre (8)	Blakes (4)	I. Moore/J. Nwaba (3)	Blakes (2)
Tennessee	01-19-25	71-70	W	Blakes (23)	Pierre (8)	5 Tied w/ 2	Greene/Nwaba/Oliver (1)	Kapinus/Moore/Oliver (1)
Arkansas	01-23-25	101-60	W	Blakes (24)	Pierre (9)	Oliver (6)	Kapinus (6)	Kapinus/Pierre/Pissott/Mitchell (1)
at Alabama	01-26-25	66-64	W	Blakes (33)	Pierre (14)	Pierre (3)	Pierre (5)	Oliver (1)
at Florida	01-30-25	99-86	W	Blakes (53)	Pierre (11)	Moore (6)	Blakes/Pierre (3)	Mitchell (3)
Ole Miss	02-02-25							
at Texas	02-06-25							
Mississippi State	02-13-25							
at Auburn	02-16-25							
at Oklahoma	02-20-25							
South Carolina	02-23-25							
Texas A&M	02-27-25							
at Missouri	03-02-25							

POINTS	REBOUNDS	ASSISTS	STEALS	BLOCKS
Mikayla Blakes 12 (10-2)	Khamil Pierre 19 (16-3)	Jordyn Oliver 9 (7-2)	Khamil Pierre 11 (9-2)	Lelilani Kapinus 7 (6-1)
Khamil Pierre 9 (7-2)	Jordyn Oliver 3 (2-1)	Mikayla Blakes 8 (7-1)	Mikayla Blakes 7 (6-1)	Aiyana Mitchell 6 (5-1)
Madison Greene 1 (1-0)	Leilani Kapinus 1 (1-0)	Iyana Moore 6 (6-0)	Jordyn Oliver 3 (3-0)	Jane Nwaba 4 (4-0)
Iyana Moore 1 (1-0)	Justine Pissott 1 (1-0)	Khamil Pierre 4 (2-2)	Madison Greene 3 (2-1)	Mikayla Blakes 4 (2-2)
	Aiyana Mitchell 1 (0-1)	Madison Greene 2 (2-0)	Leilani Kapinus 2 (2-0)	Jordyn Oliver 5 (4-1)
	Mikayla Blakes 1 (0-1)	Leilani Kapinus 2 (2-0)	Iyana Moore 2 (0-2)	Iyana Moore 3 (3-0)
			Aiyana Mitchell 1 (1-0)	Khamil Pierre 3 (2-1)
			Jane Nwaba 1 (1-0)	Aga Makurat 1 (1-0)
			Iyana Moore 1 (0-1)	Justine Pissott 1 (1-0)

## 2024-25 GAME HIGHS & LOWS

### HIGHS

Points	108	vs. Georgia (01/02/25)
FG Made	44	vs. Evansville (12/14/24)
FG Attempts	93	vs. Evansville (12/14/24)
3-Pt FG Made	13	vs. Appalachian St. (12/1/24) vs. Arkansas (01/23/25)
3-PT FG Attempts	38	vs. Appalachian St. (12/1/24)
FT Made	29	vs. Georgia (01/02/25)
FT Attempts	31	vs. Arizona (11/26/24) vs. Georgia (01/02/25)
Rebounds	56	vs. Samford (11/22/24)
Assists	30	vs. Alabama A&M (12/29/24)
Steals	24	vs. Evansville (12/14/24)
Blocks	9	vs. West Georgia (12/21/24)
Turnovers	23	vs. Arizona (11/26/24) at Ole Miss (01/09/25)
Fouls	22	vs. Michigan State (11/27/24)

### LOWS

Points	59	at Ole Miss (01/09/25)
FG Made	21	vs. Arizona (11/26/24)
FG Attempts	53	at Ole Miss (01/09/25)
3-Pt FG Made	2	vs. Evansville (12/14/24)
3-PT FG Attempts	14	vs. Arizona (11/26/24) vs. Michigan State (11/27/24) at LSU (01/13/25)
FT Made	3	at South Florida (11/14/24)
FT Attempts	8	at South Florida (11/14/24)
Rebounds	25	at LSU (01/14/25)
Assists	6	at South Florida (11/14/24)
Steals	3	vs. Tennessee (01/19/25)
Blocks	0	at South Florida (11/14/24)
Turnovers	5	vs. Georgia (01/02/25)
Fouls	9	vs. Alabama A&M (12/29/24)





## VANDERBILT STATS

### BENCH PRODUCTION

Game	VU-OPP	Diff.	Top Bench Scorer
Lipscomb	31-25	+6	Madison Greene, 14
Austin Peay	35-12	+23	Madison Greene, 13
at South Fla.	6-32	-26	Makurat/Mitchell/Moore, 2
Butler	17-18	-1	Aiyana Mitchell, 6
Hampton	33-18	+15	Madison Greene, 11
Samford	43-18	+25	Madison Greene, 16
vs. Arizona	15-6	+9	Leilani Kapinus, 7
vs. Michigan St.	7-9	-2	Aiyana Mitchell, 6
Appalachian St.	31-24	+7	Aga Makurat, 7
at Miami	17-11	+6	Leilani Kapinus, 8
Evansville	24-9	+15	Leilani Kapinus, 10
at Dayton	27-18	+9	Madison Greene, 25
West Georgia	35-29	+6	Leilani Kapinus, 10
Alabama A&M	30-18	+12	Madison Greene, 12
Georgia	14-34	-20	Madison Greene, 10
Kentucky	7-4	+3	Madison Greene, 3
at Ole Miss	13-16	-3	Madison Greene, 9
at LSU	4-9	-5	L. Kapinus/M. Greene, 2
Tennessee	6-9	-3	Madison Greene, 4
Arkansas	24-34	-10	Madison Greene, 10
at Alabama	8-8	--	Leilani Kapinus, 8
at Florida	17-9	+8	Justine Pissott, 7
<b>Total</b>	<b>444-370</b>	<b>+74</b>	<b>Madison Greene, 153</b>
<b>AVG.</b>	<b>20.2-16.8</b>	<b>+3.4</b>	<b>Madison Greene, 8.5 ppg</b>

### SPECIALTY STATS

Game	Off TO	Paint	2nd Chance	Fastbreak
Lipscomb	22-8	70-22	23-8	27-3
Austin Peay	33-10	42-20	20-4	24-1
at South Fla.	19-12	28-24	12-7	3-4
Butler	41-13	30-20	10-7	14-7
Hampton	36-12	46-28	19-4	13-6
Samford	24-3	60-22	28-9	26-9
vs. Arizona	29-19	20-40	17-13	9-8
vs. Michigan St.	23-20	42-48	14-16	15-6
Appalachian St.	33-7	38-22	21-7	21-2
at Miami	27-14	46-40	16-2	8-3
Evansville	54-3	76-20	40-9	25-4
at Dayton	32-7	28-42	14-8	14-6
West Georgia	37-16	62-22	29-13	30-16
Alabama A&M	24-11	60-42	19-9	23-14
Georgia	26-8	34-48	15-13	15-12
Kentucky	7-16	26-26	26-9	5-6
at Ole Miss	19-22	34-38	9-10	7-10
at LSU	17-21	32-44	6-17	17-13
Tennessee	13-10	24-32	10-8	15-14
Arkansas	40-13	40-24	9-12	22-13
at Alabama	30-15	30-44	11-9	16-15
at Florida	40-13	40-24	9-12	22-13
<b>Total</b>	<b>586-260</b>	<b>868-668</b>	<b>368-194</b>	<b>349-172</b>
<b>AVG.</b>	<b>27.9-12.4</b>	<b>41.3-31.8</b>	<b>17.5-9.2</b>	<b>16.6-8.2</b>



## 2024-25 GAME COMPARISON

Opponent	1st	2nd	3rd	4th	Final	Mar	Total FG	FG Pct	3-Pointers	3FG Pct	Free Throws	FT Pct	Rebs	Mar	Ast	TOver	Block	Steal	Fouls
Lipscomb	31-15	22-10	28-14	21-11	102-50	+52	43-81/17-61	.531/.279	5-17/6-35	.294/.171	11-14/10-17	.786/.588	54-32	+22	17-6	12-23	1-2	15-2	15-17
Austin Peay	24-16	28-10	26-4	15-7	93-37	+56	32-71/15-52	.451/.288	6-17/3-14	.353/.214	23-30/4-14	.767/.286	55-28	+27	15-6	12-25	8-2	10-6	15-27
at South Florida	19-17	15-9	20-11	8-12	62-49	+13	26-68/21-57	.382/.368	7-28/4-18	.250/.222	3-8/3-3	.375/1.000	37-43	-6	6-13	12-23	0-8	8-5	11-14
Butler	17-8	20-12	22-16	22-16	81-52	+19	29-57/18-47	.509/.383	8-18/8-18	.444/.444	15-19/8-11	.789/.727	33-25	+8	18-12	21-30	2-0	17-12	16-16
Hampton	23-21	28-7	25-4	18-13	94-45	+49	38-70/18-49	.543/.367	8-25/3-12	.320/.250	10-12/6-8	.833/.750	40-24	+16	22-9	11-24	6-1	11-7	11-15
Samford	19-21	24-8	23-16	38-14	104-59	+45	42-83/22-56	.506/.393	8-19/11-29	.421/.379	12-20/4-8	.600/.500	56-26	+30	23-16	11-22	3-2	17-8	17-19
vs. Arizona	15-7	16-11	19-19	21-23	71-60	+11	21-54/25-58	.389/.431	6-14/4-16	.429/.250	23-31/6-11	.742/.545	40-33	+7	12-12	23-26	2-2	19-11	19-22
vs. Michigan State	19-16	8-13	22-16	21-33	70-78	-8	26-64/28-65	.496/.431	3-14/4-12	.214/.333	15-20/18-25	.750/.720	34-48	-14	17-15	21-24	3-7	15-14	22-21
Appalachian State	33-2	18-13	14-16	29-9	94-40	+54	33-77/16-54	.429/.296	13-38/3-16	.342/.188	15-15/5-8	1.000/.625	48-36	+12	23-8	6-21	1-3	14-3	10-15
at Miami	23-13	23-18	23-24	19-15	88-70	+18	34-68/28-53	.500/.528	9-24/6-17	.375/.353	11-15/8-11	.733/.727	36-24	+12	20-14	15-21	1-1	7-8	16-16
Evansville	34-12	24-8	28-11	20-9	106-40	+66	44-93/15-54	.473/.278	2-24/4-27	.083/.148	16-19/6-9	.842/.667	55-36	+19	13-8	9-36	4-2	24-2	15-18
at Dayton	33-15	13-24	13-17	21-10	80-66	+14	29-76/26-53	.382/.491	9-26/3-14	.346/.214	13-15/11-12	.867/.917	33-42	-9	18-16	8-26	3-4	16-3	14-15
West Georgia	24-14	35-13	20-25	24-16	103-68	+35	41-84/25-68	.488/.368	7-27/10-29	.259/.345	14-19/8-12	.737/.667	51-41	+10	23-19	13-26	9-3	17-8	11-13
Alabama A&M	24-16	21-11	22-19	26-18	93-64	+19	40-71/27-64	.563/.422	5-19/5-16	.263/.313	8-14/5-9	.571/.556	41-30	+11	30-13	15-19	2-2	13-9	9-14
Georgia	26-13	24-16	29-28	29-25	108-82	+26	34-71/32-69	.479/.464	11-25/4-17	.440/.235	29-31/14-20	.935/.700	35-44	-9	27-17	8-18	6-1	5-4	18-22
Kentucky	17-31	21-20	19-19	21-26	78-96	-18	27-74/33-61	.365/.541	9-30/15-31	.300/.484	15-20/15-20	.750/.750	39-41	-2	11-20	7-10	1-4	5-4	20-19
at Ole Miss	11-17	14-27	12-27	22-16	59-87	-28	23-53/33-63	.434/.524	4-17/9-22	.235/.409	9-14/12-13	.643/.923	26-36	-10	16-26	23-26	1-3	9-18	13-17
at LSU	21-21	16-16	20-21	20-25	77-83	-6	27-57/34-71	.474/.479	5-14/3-9	.357/.333	18-22/12-18	.818/.667	25-45	-20	12-13	16-17	2-5	9-8	19-20
Tennessee	21-21	16-5	17-19	17-25	71-70	+1	23-62/26-68	.371/.382	6-19/6-26	.316/.231	19-22/12-15	.864/.800	40-42	-2	12-12	12-10	3-3	3-5	16-23
Arkansas	26-10	27-17	19-20	29-13	101-60	+41	39-69/24-60	.565/.400	13-25/8-24	.520/.333	10-12/4-7	.833/.571	35-33	+2	21-8	14-26	4-1	17-5	12-8
at Alabama	15-19	12-15	17-7	22-23	66-64	+2	23-68/27-52	.338/.519	4-16/5-17	.250/.294	16-21/5-6	.762/.833	39-36	+3	10-14	14-23	1-3	17-8	15-17
at Florida	19-16	27-10	27-30	26-30	99-86	+13	34-64/33-67	.531/.493	11-21/3-15	.524/.200	20-25/17-23	.800/.739	34-36	-2	17-12	15-18	3-0	11-6	21-22
Ole Miss																			
at Texas																			
Mississippi State																			
at Auburn																			
at Oklahoma																			
South Carolina																			
Texas A&M																			
at Missouri																			
<b>SEASON TOTAL</b>	494-344	452-293	465-383	489-389	1900-1406	+494	708-1535/543-1302	.461/.417	159-477/127-434	.333/.293	325-418/193-280	.778/.689	886-781	+105	383-289	298-486	66-59	279-148	337-390
<b>SEASON AVG</b>	22.5-15.6	20.5-13.5	21.1-17.8	22.2-17.7	86.4-63.9	+22.5	32.2-69.8/24.7-59.2		7.2-21.7/5.7-19.7		14.8-19.0/8.8-12.7		40.3-35.5	+4.8	17.4-13.1	13.5-22.1	3.0-2.7	12.7-6.7	15.3-17.7

SEASON HIGH | SEASON LOW

## 2024-25 GAME-BY-GAME STATS

Opponent	Date	Score	W/L	Total		3-Pointers		Free throws		Rebounds				PF	A	TO	BLK	STL	PTS	AVG
				FG-FGA	PCT	3FG-3FGA	PCT	FT-FTA	PCT	OFF	DEF	TOT	AVG							
Lipscomb	11/04/2024	102-50	W	43-81	.531	5-17	.294	11-14	.786	22	32	54	54.0	17	17	12	1	15	102	102.0
Austin Peay	11/08/2024	93-37	W	32-71	.451	6-17	.353	23-30	.767	21	34	55	54.5	15	15	12	8	10	93	97.5
at South Fla.	11/14/2024	62-49	W	26-68	.382	7-28	.250	3-8	.375	12	25	37	48.7	11	6	12	0	8	62	85.7
Butler	11/17/2024	81-52	W	29-57	.509	8-18	.444	15-19	.789	13	20	33	44.8	16	18	21	2	17	81	84.5
Hampton	11/20/2024	94-45	W	38-70	.543	8-25	.320	10-12	.833	15	25	40	43.8	11	22	11	6	11	94	86.4
Samford	11/22/2024	104-59	W	42-83	.506	8-19	.421	12-20	.600	27	29	56	45.8	17	23	11	3	17	104	89.3
vs Arizona	11/26/2024	71-60	W	21-54	.389	6-14	.429	23-31	.742	15	25	40	45.0	19	12	23	2	19	71	86.7
vs Michigan St.	11/27/2024	70-78	L	26-64	.406	3-14	.214	15-20	.750	14	20	34	43.6	22	17	21	3	15	70	84.6
App State	12/01/2024	94-40	W	33-77	.429	13-38	.342	15-15	1.000	18	30	48	44.1	10	23	6	1	14	94	85.7
at Miami (FL)	12/04/2024	88-70	W	34-68	.500	9-24	.375	11-15	.733	17	19	36	43.3	16	20	15	1	7	88	85.9
Evansville	12/14/2024	106-40	W	44-93	.473	2-24	.083	16-19	.842	29	26	55	44.4	15	13	9	4	24	106	87.7
at Dayton	12/19/2024	80-66	W	29-76	.382	9-26	.346	13-15	.867	16	17	33	43.4	14	18	8	3	16	80	87.1
West Ga.	12/21/2024	103-68	W	41-84	.488	7-27	.259	14-19	.737	24	27	51	44.0	11	23	13	9	17	103	88.3
Alabama A&M	12/29/2024	93-64	W	40-71	.563	5-19	.263	8-14	.571	13	28	41	43.8	9	30	15	2	13	93	88.6
Georgia	01/02/2025	108-82	W	34-71	.479	11-25	.440	29-31	.935	10	25	35	43.2	18	27	8	6	5	108	89.9
Kentucky	01/05/2025	78-96	L	27-74	.365	9-30	.300	15-20	.750	19	20	39	42.9	20	11	7	1	5	78	89.2
at Ole Miss	01/09/2025	59-87	L	23-53	.434	4-17	.235	9-14	.643	7	19	26	41.9	13	16	23	1	9	59	87.4
at LSU	01/13/2025	77-83	L	27-57	.474	5-14	.357	18-22	.818	7	18	25	41.0	19	12	16	2	9	77	86.8
Tennessee	01/19/2025	71-70	W	23-62	.371	6-19	.316	19-22	.864	14	26	40	40.9	16	12	12	3	7	71	86.0
Arkansas	01/23/2025	101-60	W	39-69	.565	13-25	.520	10-12	.833	11	24	35	40.7	12	21	14	4	17	101	86.8
at Alabama	01/26/2025	66-64	W	23-68	.338	4-16	.250	16-21	.762	20	19	39	40.6	15	10	14	1	17	66	85.8
at Florida	01/30/2025	99-86	W	34-64	.531	11-21	.524	20-25	.800	12	22	34	40.3	21	17	15	3	11	99	86.4
<b>Total</b>		<b>1900</b>		<b>708-1535</b>	<b>.461</b>	<b>159-477</b>	<b>.333</b>	<b>325-418</b>	<b>.778</b>	<b>356</b>	<b>530</b>	<b>886</b>	<b>40.3</b>	<b>337</b>	<b>383</b>	<b>298</b>	<b>66</b>	<b>279</b>	<b>1900</b>	<b>86.4</b>
Opponents		1406		543-1302	.417	127-434	.293	193-280	.689	263	518	781	35.5	390	289	486	59	148	1406	63.9

### Vanderbilt Averages

Games Played	Points/game	FG Pct	3FG Pct	FT Pct	Rebounds/game	Assists/game	Turnovers/game	Assist/Turnover ratio	Steals/game	Blocks/game
22	86.4	46.1	33.3	77.8	40.3	17.4	13.5	1.3	12.7	3.0





# SHEA RALPH

HEAD COACH  
FOURTH SEASON  
UConn - '01



## THE SHEA RALPH FILE

### Head Coach Vanderbilt (2021-Current)

- 69-52 overall record in four seasons at Vanderbilt
- Guided Vanderbilt to its first NCAA Tournament bid since the 2014 NCAA Tournament in 2023-24 and posted the Dores' first NCAA Tournament victory since 2013
- Posted the largest win improvement from one season to next in school history during the 2023-24 season, as Vandy's 23 victories marked an 11-win improvement from 2022-23
- Led Vanderbilt to its first postseason bid since the 2013-14 campaign with an appearance in the 2022 WNIT in her debut season in 2021-22
- Guided Vandy to a school record six SEC road wins in '23-'24
- Five players have earned All-SEC honors under Ralph

### Assistant Coach UConn (2008-2021)

- 462-22 in 13 seasons as an assistant coach at UConn
- Won Six NCAA National Championships
- 12 Final Four Appearances
- 16 Conference Titles
- Coached 21 WNBA Draft Picks, 9 top-5 picks, three No. 1 picks

### Assistant Coach Pittsburgh (2003-2008)

- 86-66 in five seasons as an assistant coach at Pittsburgh
- 2008 Sweet 16 Appearance
- Two NCAA Tournament Appearances (2007 & 08)
- 2006 WNIT Final Four

### Player UConn (1996-2001)

- Drafted by Utah Starzz in 2001 WNBA Draft
- Scored 1,678 career points, Ranks 8th in UConn history
- Won 2000 NCAA National Championship
- 2000 NCAA Women's Final Four MVP
- 2000 Big East Player of the Year
- 2000 All-American
- 2000 Sports Illustrated Women's College Player of the Year
- Honda Award Winner

Shea Ralph was named the sixth head coach in Vanderbilt women's basketball history on April 13, 2021. The 2024-25 campaign marks her fourth season leading the Commodores.

Ralph orchestrated one of the biggest turn-arounds in program history during the 2023-24 season, as the Commodores went from being projected last in the SEC preseason polls to earning the program's first bid into the NCAA Tournament in 10 seasons.

Vanderbilt went 23-10 in Year 3 under Ralph's direction, as the Commodores made their first appearance in the NCAA Tournament since the 2013-14 campaign. The 23 wins marked an 11-win improvement from a season ago, which is the second-largest win improvement from one season to the next in program history.

The Commodores went out and proved the preseason prognosticators wrong in 2023-24, as Vandy finished sixth in the SEC after being picked 13th in the Preseason SEC Coaches Poll and 14th in the Preseason SEC Media Poll. The Dores went 9-7 in SEC play and won a program-record six road SEC games. The nine SEC wins were the most for Vanderbilt since the 2012-13 campaign. The Commodores earned the No. 6 seed in the 2024 SEC Women's Basketball Tournament, which was the program's highest seed at the SEC Tournament since 2011.

Vanderbilt's at-large bid into the 2024 NCAA



Tournament marked the second time in her three seasons that Ralph has led the Commodores to the postseason.

A total of three Commodores earned All-SEC honors in Year 3 under Ralph. Iyana Moore made her first appearance on the All-SEC second team, while Jordyn Cambridge was named to the All-SEC defensive team for a school-record third time. Khamil Pierre was named to the All-SEC freshman team, making her the third Commodore to earn a spot on the team under Ralph, joining Moore and Sacha Washington. Pierre also was named SEC Freshman of the Week a program record five times during the season.

Vanderbilt's hard-nosed and gritty approach helped the Commodores become one of the elite defensive teams in the SEC, as Vandy ranked third in steals per game at 10.2 steals. The Dores' 315 steals during the 2023-24 campaign are the third-most in a season in program history.

Vanderbilt was hit hard with a plethora of pre-season injuries to begin the 2022-23 campaign. Coach Ralph was able to rally the Commodores and record a second-straight double-digit win season, marking the first time in six years that Vandy has posted back-to-back double-digit win campaigns.

During the 2022-23 campaign, Ralph guided Vanderbilt to a winning record inside Memorial Gymnasium for the 38th time in the last 40 seasons. The Commodores won nine games at Memorial Gym, which included victories over Texas A&M, Arkansas, and Kentucky.

Ralph was key in the development of Cijia Harbison, who transferred into the program for her graduate season and become one of the most prolific scorers in the SEC. Harbison earned second team All-SEC honors after averaging 19.6 points per game and shot 40.6% from the field. The only player in the SEC to score 40 points in a game this season, Harbison had three outings with 30-plus points among the 23 times she has scored in double figures while recording the





highest scoring average of her collegiate career. Harbison has led the Commodores in scoring 16 times, assists on 20 occasions and steals in 15 games. Harbison tied a school record with 41 points and added five steals in a January win over Texas A&M

In her inaugural season, Ralph led Vanderbilt to its first postseason appearance since 2014. The Commodores reached the third round of the Women's National Invitation Tournament, their longest postseason run since 2013. Vanderbilt also recorded its first SEC Tournament victory in six years when it defeated Texas A&M 85-69 on March 2, 2022.



In all, Ralph accrued the third-most wins of any women's basketball coach in a debut season. That included a 63-59 victory against No. 15 Florida in Memorial Gymnasium on Feb. 24, 2022, the program's first win against a ranked opponent since 2020.

Ralph wasted no time helping individual student-athletes realize their full potential. Jordyn Cambridge, Iyana Moore and Sacha Washington earned All-SEC accolades during the 2021-22 campaign. Cambridge recorded the program's first postseason triple-double during the SEC Tournament, while she and Moore contributed to a program-record 17 3-pointers against Alabama State on Dec. 28, 2021.

A seven-time national champion as a student-athlete or coach, Ralph arrived at Vanderbilt after spending the previous 13 seasons as an assistant coach alongside Geno Auriemma at the University of Connecticut. While serving as a coach at her alma mater, Ralph helped guide the Huskies to 12 Final Four appearances and six national championships, including a record four consecutive titles from 2013-16.

Ralph was an instrumental figure in recruiting and player development with the Huskies. She mentored standouts like Paige Bueckers, who in 2020-21 became the first freshman to sweep the major national player-of-the-year awards:

## RALPH'S CAREER RECORD

SEASON	TEAM	OVERALL	CONF.	CONF. FINISH	POSTSEASON
1996-97	UConn (Player)	33-1	18-0	1st	Elite Eight
1997-98	UConn (Player)	34-3	17-1	1st	Elite Eight
1998-99	UConn (Player)	29-5	17-1	T-1st	Sweet 16
1999-00	UConn (Player)	36-1	18-0	T-1st	NCAA Champions
2000-01	UConn (Player)	32-3	17-1	1st	Final Four
2003-04	Pittsburgh (AC)	6-20	2-14	13th	--
2004-05	Pittsburgh (AC)	13-15	5-11	10th	--
2005-06	Pittsburgh (AC)	22-11	9-7	T-6th	WNIT Final Four
2006-07	Pittsburgh (AC)	24-9	10-6	T-5th	NCAA 2nd Rd
2007-08	Pittsburgh (AC)	24-11	10-6	T-5th	Sweet 16
2008-09	UConn (AC)	39-0	16-0	1st	NCAA Champions
2009-10	UConn (AC)	39-0	16-0	1st	NCAA Champions
2010-11	UConn (AC)	36-2	16-0	1st	Final Four
2011-12	UConn (AC)	33-5	13-3	T-2nd	Final Four
2012-13	UConn (AC)	35-4	14-2	2nd	NCAA Champions
2013-14	UConn (AC)	40-0	18-0	1st	NCAA Champions
2014-15	UConn (AC)	38-1	18-0	1st	NCAA Champions
2015-16	UConn (AC)	38-0	18-0	1st	NCAA Champions
2016-17	UConn (AC)	36-1	16-0	1st	Final Four
2017-18	UConn (AC)	36-1	16-0	1st	Final Four
2018-19	UConn (AC)	35-3	16-0	1st	Final Four
2019-20	UConn (AC)	29-3	16-0	1st	Tournament Canceled
2020-21	UConn (AC)	28-2	18-0	1st	Final Four
2021-22	Vanderbilt (HC)	16-19	4-12	T-12th	WNIT Sweet 16
2022-23	Vanderbilt (HC)	12-19	3-13	12th	--
2023-24	Vanderbilt (HC)	23-10	9-7	6th	NCAA 1st Rd
2024-25	Vanderbilt (HC)	18-4	5-3	--	--

AT VANDERBILT: 69-52 (.567) - Four Seasons

TOTAL: 783-153 (.836) - 27 Seasons

7- NCAA National Titles ('00, '09, '10, '13, '14, '15, '16)

14 - NCAA Final Fours ('00, '01, '09, '10, '11, '12, '13, '14, '15, '16, '17, '18, '19)

16 - NCAA Elite Eights ('97, '98, '00, '01, '09, '10, '11, '12, '13, '14, '15, '16, '17, '18, '19)

18 - NCAA Sweet 16 Appearances | 16 - Conference Regular Season Championships

the Naismith Trophy, Associated Press Player of the Year, USBWA National Player of the Year, Lieberman Award and Wooden Award.

In all, Ralph worked with 21 WNBA draft picks at UConn, including nine top-five picks and three No. 1 overall selections: Tina Charles, Maya Moore and Breanna Stewart.

Prior to returning to UConn as an assistant, Ralph spent five seasons at the University of Pittsburgh from 2003-08. She was instrumental in a period of unprecedented success, helping the Panthers improve from single-digit victories to at least 22 victories in each of her final three seasons. Pitt also reached the Sweet 16 for the first time in program history in 2008.

As one of the most celebrated student-athletes in women's basketball history, Ralph ranks eighth in UConn's storied record book with 1,678 points. She also ranks among the program's all-time top 10 in career assists (456), steals (252) and field goal percentage (57.9). Ralph graduated from Connecticut in 2001 with a degree in exercise physiology.

In leading UConn to a national championship in 2000, Ralph was named an All-American and Big East Player of the Year. She was selected as the most valuable player in the 2000 NCAA Women's Final Four. She also won the Honda Award, presented to the premier female student-athlete in 12 collegiate sports, and the "Sports Illustrated for Women" Player of the Year.

Ralph was selected by the Utah Starzz in the 2001 WNBA Draft, but was unable to pursue a professional career due to a knee injury.

Ralph and her husband, Tom Garrick, have one daughter, Maysen. Currently a member of the Vanderbilt coaching staff, Garrick served as head coach of the UMass-Lowell women's basketball program from 2018-21 and previously served as a Vanderbilt assistant from 2009-15.





# 1 MIKAYLA BLAKES

@mikaylablakes  
@mikaylablakes  
@mikaylablakes

G // 5-8 // Fr. // Somerset, N.J. (Rutgers Prep HS)

## SEASON HIGHS

Points // 53, at Florida (01/30/25)  
 FG Made // 16, at Florida (01/30/25)  
 FG Attempts // 24, at Florida (01/30/25)  
 3-Pt Made // 5 (4x), Last: at Florida (01/30/25)  
 3-Pt Attempt // 14, at Miami (12/04/24)  
 FT Made // 16, at Florida (01/30/25)  
 FT Attempt // 18, at Florida (01/30/25)  
 Rebounds // 6, at LSU (01/13/25)  
 Assists // 8, Hampton (11/20/24)  
 Steals // 7, vs. Appalachian State (12/1/24)  
 Blocks // 2, at LSU (01/13/25)  
 Minutes // 39, at Florida (01/30/25)

## CAREER HIGHS

Points // 53, at Florida (01/30/25)  
 FG Made // 16, at Florida (01/30/25)  
 FG Attempts // 24, at Florida (01/30/25)  
 3-Pt Made // 5 (4x), Last: at Florida (01/30/25)  
 3-Pt Attempt // 14, at Miami (12/04/24)  
 FT Made // 16, at Florida (01/30/25)  
 FT Attempt // 18, at Florida (01/30/25)  
 Rebounds // 6, at LSU (01/13/25)  
 Assists // 8, Hampton (11/20/24)  
 Steals // 7, vs. Appalachian State (12/1/24)  
 Blocks // 2, at LSU (01/13/25)  
 Minutes // 39, at Florida (01/30/25)

- Two-time reigning USBWA Tamika Catchings National Freshman of the Week (Jan. 21 & Jan. 28)
- Four-Time SEC Freshman of the Week (Nov. 19, Nov. 26, Dec. 10, Jan. 28)
- NCAA.com Player of the Week (Jan. 21)
- Leads all NCAA Division I freshmen in scoring (21.0 ppg)
- First NCAA Division I freshman to score over 400 pts this season
- Set the NCAA True Freshman Single-Game Scoring Record w/ 36 pts vs. Georgia in her first-ever SEC contest (Jan. 2)

SUPERLATIVES	24-25 CAREER	SUPERLATIVES	24-25 CAREER
10+ POINTS	21	3+ ASSISTS	12
15+ POINTS	18	3+ STEALS	10
20+ POINTS	14	2+ BLOCKS	1
30+ POINTS	3	DOUBLE-DOUBLES	--
40+ POINTS	1	LED VANDY IN PTS	10
50+ POINTS	1	LED VANDY IN REB	1
MADE 3+ 3-PT FG	6	LED VANDY IN AST	8
10+ REBS	--	LED VANDY IN STL	4
		LED VANDY IN BLK	4

## GAME-BY-GAME

DATE	OPPONENT	GS	MIN	FGM/A	FG%	3FG/A	3P%	FTM/A	FG% OFF	DEF	TOT	AVG	PF	AST	T/O	BLK	STL	PTS	AVG	
11.4.24	LIPSCOMB	*	25:31	9-18	.500	2-7	.286	3-3	1.000	2	3	5	5.0	2	5	0	0	2	23	23.0
11.8.24	AUSTIN PEAY	*	15:31	5-8	.625	2-4	.500	4-5	.800	2	1	3	4.0	1	1	2	1	3	16	19.5
11.14.24	AT SOUTH FLORIDA	*	31:24	6-14	.429	2-8	.250	2-4	.500	0	2	2	3.3	1	1	5	0	2	16	18.3
11.17.24	BUTLER	*	35:34	9-18	.500	4-9	.444	7-8	.875	1	1	2	3.0	3	2	3	0	3	29	21.0
11.20.24	HAMPTON	*	29:14	9-14	.643	1-5	.200	3-5	.600	1	2	3	3.0	2	8	3	0	3	22	21.2
11.22.24	SAMFORD	*	23:12	5-12	.417	2-5	.400	2-2	1.000	1	2	3	3.0	2	5	3	1	2	14	20.0
11.26.24	VS. ARIZONA	*	34:31	6-14	.429	5-8	.625	6-6	1.000	0	2	2	2.9	4	4	1	0	4	23	20.4
11.27.24	VS. MICHIGAN ST.	*	26:36	3-10	.300	1-4	.250	6-6	1.000	1	0	1	2.6	3	3	3	0	2	13	19.5
12.1.24	APPALACHIAN ST.	*	28:35	7-15	.467	2-8	.250	4-4	1.000	2	1	3	2.7	2	6	2	0	7	20	19.6
12.4.24	AT MIAMI	*	37:14	10-22	.455	5-14	.357	1-2	.500	0	1	1	2.5	2	3	3	0	0	26	20.2
12.14.24	EVANSVILLE	*	26:07	7-19	.368	1-7	.143	7-7	1.000	3	1	4	2.6	2	3	1	0	1	22	20.4
12.19.24	AT DAYTON	*	26:50	6-17	.353	2-8	.250	2-2	1.000	1	0	1	2.5	4	1	3	0	5	16	20.0
12.21.24	WEST GEORGIA	*	27:09	12-20	.600	0-6	.000	0-0	.000	2	2	4	2.6	1	6	2	0	3	24	20.3
12.29.24	ALABAMA A&M	*	17:01	2-9	.222	0-5	.000	1-3	.333	1	2	3	2.6	0	1	1	1	3	5	19.2
1.2.25	GEORGIA	*	32:42	9-20	.450	5-9	.556	13-14	.929	2	1	3	2.7	3	5	0	1	1	36	20.3
1.5.25	KENTUCKY	*	35:34	9-22	.409	3-11	.273	3-4	.750	4	1	5	2.8	4	0	4	1	3	24	20.6
1.9.25	AT OLE MISS	*	36:11	8-16	.500	2-7	.286	1-2	.500	1	4	5	2.9	3	2	5	0	1	19	20.5
1.13.25	AT LSU	*	37:28	4-13	.308	0-4	.000	4-4	1.000	2	4	6	3.1	1	4	9	2	2	12	20.0
1.19.25	TENNESSEE	*	28:18	7-17	.412	2-6	.333	7-8	.875	2	0	2	3.1	4	2	3	0	0	23	20.2
1.23.25	ARKANSAS	*	26:49	8-13	.615	4-6	.667	4-4	1.000	2	0	2	3.0	1	3	1	0	1	24	20.4
1.26.25	AT ALABAMA	*	37:06	10-21	.476	3-8	.375	10-12	.833	1	4	5	3.1	2	1	3	0	3	33	21.0
1.30.25	AT FLORIDA	*	39:26	16-24	.667	5-9	.556	16-18	.889	1	2	3	3.1	2	2	2	0	3	53	22.4
2.2.25	OLE MISS																			
2.6.25	AT TEXAS																			
2.13.25	MISSISSIPPI ST.																			
2.16.25	AT AUBURN																			
2.20.25	AT OKLAHOMA																			
2.23.25	SOUTH CAROLINA																			
2.27.25	TEXAS A&M																			
3.2.25	AT MISSOURI																			
<b>TOTAL</b>		<b>22</b>	<b>658:02</b>	<b>167-356</b>	<b>.469</b>	<b>53-158</b>	<b>.335</b>	<b>106-123</b>	<b>.862</b>	<b>32</b>	<b>36</b>	<b>68</b>	<b>3.1</b>	<b>49</b>	<b>68</b>	<b>59</b>	<b>7</b>	<b>54</b>	<b>493</b>	<b>22.4</b>

## CAREER STATS

YEAR	GP	GS	MIN	AVG	FG	FGA	PCT	3FG	3FGA	3PCT	FT	FTA	PCT	OFF	DEF	TOT	AVG	PF	FO	AST	TO	BLK	STL	PTS	AVG
2024-25	22	22	658	29.9	167	356	.469	53	158	.335	106	123	.862	32	36	68	3.1	49	0	68	59	7	54	493	22.4
<b>CAREER</b>	<b>22</b>	<b>22</b>	<b>658</b>	<b>29.9</b>	<b>167</b>	<b>356</b>	<b>.469</b>	<b>53</b>	<b>158</b>	<b>.335</b>	<b>106</b>	<b>123</b>	<b>.862</b>	<b>32</b>	<b>36</b>	<b>68</b>	<b>3.1</b>	<b>49</b>	<b>0</b>	<b>68</b>	<b>59</b>	<b>7</b>	<b>54</b>	<b>493</b>	<b>22.4</b>



# 2 JADA BROWN

@\_jadabrown  
 @brownjadaa  
 @jadabrown\_

**G // 5-8 // Jr. // Bentonville, Ark. (Bentonville HS)**

## SEASON HIGHS

**Points // 6, West Georgia (12/21/24)**  
**FG Made // 2, West Georgia (12/21/24)**  
**FG Attempts // 3, West Georgia (12/21/24)**  
**3-Pt Made // 1 (2x), Last: West Georgia (12/21/24)**  
**3-Pt Attempt // 2, West Georgia (12/21/24)**  
**FT Made // 2, Lipscomb (11/4/24)**  
**FT Attempt // 2 (2x), Last: West Georgia (12/21/24)**  
**Rebounds // 2 (4x), Last: West Georgia (12/21/24)**  
**Assists // 2, Alabama A&M (12/29/24)**  
**Steals // 2 (2x), Last: West Georgia (12/21/24)**  
**Blocks // --**  
**Minutes // 13, Lipscomb (11/4/24)**

## CAREER HIGHS

**Points // 12, vs. NC State (11/24/22)**  
**FG Made // 4, vs. NC State (11/24/22)**  
**FG Attempts // 12, Samford (11/10/22)**  
**3-Pt Made // 4, vs. NC State (11/24/22)**  
**3-Pt Attempt // 8, at LSU (01/01/23)**  
**FT Made // 2 (7x), Last: Lipscomb (11/4/24)**  
**FT Attempt // 2 (12x), Last: West Georgia (12/21/24)**  
**Rebounds // 4 (4x), Last Radford (12/31/23)**  
**Assists // 5, Tarleton State (11/15/22)**  
**Steals // 2 (5x), Last: West Georgia (12/21/24)**  
**Blocks // 1 (2x), Last: Florida (01/22/23)**  
**Minutes // 42, Lipscomb (12/18/22)**

- Appered in 11 games off the bench in '24-25
- Shooting 54.5% from the field (6-of-11)
- Scored a season-high 6 pts in 10 min. vs. West Georgia
- Played in 59 career games with 22 starts at Vanderbilt
- Scored career-best 12 pts vs. NC State (11.24.22)
- SEC Winter Academic Honor Roll ('24)
- Majoring in Human & Organizational Development

SUPERLATIVES	24-25 CAREER	SUPERLATIVES	24-25 CAREER
10+ POINTS	-- 2	3+ STEALS	-- --
15+ POINTS	-- --	2+ BLOCKS	-- --
20+ POINTS	-- --	DOUBLE-DOUBLES	-- --
30+ POINTS	-- --	LED VANDY IN PTS	-- --
MADE 3+ 3-PT FG	-- 3	LED VANDY IN REB	-- --
10+ REBS	-- --	LED VANDY IN AST	-- 1
3+ ASSISTS	-- 1	LED VANDY IN STL	-- --
		LED VANDY IN BLK	-- --

## GAME-BY-GAME

DATE	OPPONENT	GS	MIN	FGM/A	FG%	3FG/A	3P%	FTM/A	FG%	OFF	DEF	TOT	AVG	PF	AST	T/O	BLK	STL	PTS	AVG
11.4.24	LIPSCOMB		12:44	1-2	.500	0-0	.000	2-2	1.000	1	0	1	1.0	3	0	0	0	0	4	4.0
11.8.24	AUSTIN PEAY		08:06	0-1	.000	0-1	.000	0-0	.000	1	1	2	1.5	2	1	0	0	2	0	2.0
11.14.24	AT SOUTH FLORIDA		01:49	0-0	.000	0-0	.000	0-0	.000	0	0	0	1.0	0	0	0	0	0	0	1.3
11.17.24	BUTLER		03:55	0-1	.000	0-0	.000	0-0	.000	1	0	1	1.0	0	1	0	0	0	0	1.0
11.20.24	HAMPTON		03:57	0-0	.000	0-0	.000	0-0	.000	1	1	2	1.2	0	0	1	0	0	0	0.8
11.22.24	SAMFORD		02:55	0-0	.000	0-0	.000	0-0	.000	0	0	0	1.0	1	0	0	0	0	0	0.7
11.26.24	VS. ARIZONA																			
11.27.24	VS. MICHIGAN ST.																			
12.1.24	APPALACHIAN ST.		05:46	1-1	1.000	1-1	1.000	0-0	.000	0	2	2	1.1	0	1	0	0	1	3	1.0
12.4.24	AT MIAMI																			
12.14.24	EVANSVILLE		06:19	1-1	1.000	0-0	.000	0-0	.000	0	0	0	1.0	0	0	1	0	1	2	1.1
12.19.24	AT DAYTON																			
12.21.24	WEST GEORGIA		10:00	2-3	.667	1-2	.500	1-2	.500	0	2	2	1.1	1	0	0	0	2	6	1.7
12.29.24	ALABAMA A&M		04:01	0-0	.000	0-0	.000	0-0	.000	0	1	1	1.1	0	2	2	0	0	0	1.5
1.2.25	GEORGIA																			
1.5.25	KENTUCKY																			
1.9.25	AT OLE MISS																			
1.13.25	AT LSU																			
1.19.25	TENNESSEE																			
1.23.25	ARKANSAS		04:48	1-2	.500	0-1	.000	0-0	.000	0	1	1	1.1	0	0	2	0	0	2	1.5
1.26.25	AT ALABAMA																			
1.30.25	AT FLORIDA																			
2.2.25	OLE MISS																			
2.6.25	AT TEXAS																			
2.13.25	MISSISSIPPI STATE																			
2.16.25	AT AUBURN																			
2.20.25	AT OKLAHOMA																			
2.23.25	SOUTH CAROLINA																			
2.27.25	TEXAS A&M																			
3.2.25	AT MISSOURI																			
<b>TOTAL</b>		<b>0</b>	<b>64:20</b>	<b>6-11</b>	<b>.545</b>	<b>2-5</b>	<b>.400</b>	<b>3-4</b>	<b>.750</b>	<b>4</b>	<b>8</b>	<b>12</b>	<b>1.1</b>	<b>7</b>	<b>5</b>	<b>6</b>	<b>0</b>	<b>6</b>	<b>17</b>	<b>1.5</b>

## CAREER STATS

YEAR	GP	GS	MIN	AVG	FG	FGA	PCT	3FG	3FGA	3PCT	FT	FTA	PCT	OFF	DEF	TOT	AVG	PF	FO	AST	TO	BLK	STL	PTS	AVG
2022-23	30	22	637	21.3	44	150	.293	32	105	.305	12	14	.857	13	19	32	1.1	35	0	24	44	1	14	132	4.4
2023-24	18	0	123	6.8	3	19	.158	2	15	.133	4	6	.667	2	9	11	0.6	12	0	7	6	0	2	12	0.7
2024-25	11	0	64	5.8	6	11	.545	2	5	.400	3	4	.750	4	8	12	1.1	7	0	5	6	0	6	17	1.5
<b>CAREER</b>	<b>60</b>	<b>22</b>	<b>829</b>	<b>13.8</b>	<b>53</b>	<b>181</b>	<b>.293</b>	<b>36</b>	<b>126</b>	<b>.286</b>	<b>19</b>	<b>24</b>	<b>.792</b>	<b>19</b>	<b>36</b>	<b>55</b>	<b>0.9</b>	<b>54</b>	<b>0</b>	<b>36</b>	<b>56</b>	<b>1</b>	<b>22</b>	<b>161</b>	<b>2.7</b>







# 4 MADISON GREENE

@mad1son\_O4  
 @Mad1son\_O4

G // 5-6 // So. // Columbus, Ohio (Pickerington Central HS)

## SEASON HIGHS

Points // 25, at Dayton (12/19/24)  
 FG Made // 7 (2x), Last: at Dayton (12/19/24)  
 FG Attempts // 14, at Dayton (12/19/24)  
 3-Pt Made // 5, at South Florida (11/14/24)  
 3-Pt Attempt // 8, at South Florida (11/14/24)  
 FT Made // 8, at Dayton (12/19/24)  
 FT Attempt // 10, at Dayton (12/19/24)  
 Rebounds // 6, Alabama A&M (12/29/24)  
 Assists // 6, Samford (11/22/24)  
 Steals // 6, Lipscomb (11/4/24)  
 Blocks // 1, Austin Peay (11/8/24)  
 Minutes // 37, at South Florida (11/14/24)

## CAREER HIGHS

Points // 25, at Dayton (12/19/24)  
 FG Made // 7 (2x), Last: at Dayton (12/19/24)  
 FG Attempts // 14, at Dayton (12/19/24)  
 3-Pt Made // 5, at South Florida (11/14/24)  
 3-Pt Attempt // 8, at South Florida (11/14/24)  
 FT Made // 8, at Dayton (12/19/24)  
 FT Attempt // 10, at Dayton (12/19/24)  
 Rebounds // 6, Alabama A&M (12/29/24)  
 Assists // 6, Samford (11/22/24)  
 Steals // 6, Lipscomb (11/4/24)  
 Blocks // 1, Austin Peay (11/8/24)  
 Minutes // 37, at South Florida (11/14/24)

- Leads the team in points off the bench at 8.5 ppg
- Scored a career-high 25 pts in a reserve role at Dayton (Dec. 19)
- Made her first career start at South Fla. (Nov. 14) and scored 15 pts with a career-best five 3-pt FG made
- Tallied double-digit pts off the bench in eight games
- First Dore since 2018 to score 25 pts off the bench (at Dayton - 12.19)
- Led the Dores in points off the bench in 12 games this season

	24-25 CAREER		24-25 CAREER	
10+ POINTS	9	12	3+ STEALS	4
15+ POINTS	3	4	2+ BLOCKS	--
20+ POINTS	1	1	DOUBLE-DOUBLES	--
30+ POINTS	--	--	LED VANDY IN PTS	1
MADE 3+ 3-PT FG	2	3	LED VANDY IN REB	--
10+ REBS	--	--	LED VANDY IN AST	1
3+ ASSISTS	5	6	LED VANDY IN STL	3
			LED VANDY IN BLK	--

## GAME-BY-GAME

DATE	OPPONENT	GS	MIN	FGM/A	FG%	3FG/A	3P%	FTM/A	FG%	OFF	DEF	TOT	AVG	PF	AST	T/O	BLK	STL	PTS	AVG
11.4.24	LIPSCOMB		28:25	6-10	.600	0-1	.000	2-2	1.000	0	5	5	5.0	2	4	4	0	6	14	14.0
11.8.24	AUSTIN PEAY		30:15	3-10	.300	1-1	1.000	6-6	1.000	1	3	4	4.5	2	3	2	1	2	13	13.5
11.14.24	AT SOUTH FLORIDA *		37:10	5-9	.556	5-8	.625	0-0	.000	2	2	4	4.3	1	1	3	0	1	15	14.0
11.17.24	BUTLER	*	20:20	0-2	.000	0-2	.000	0-0	.000	0	2	2	3.8	3	1	5	0	3	0	10.5
11.20.24	HAMPTON		22:50	4-6	.667	1-2	.500	2-2	1.000	0	2	2	3.4	3	1	1	0	1	11	10.6
11.22.24	SAMFORD		27:01	7-9	.778	0-0	.000	2-2	1.000	1	3	4	3.5	3	6	2	0	1	16	11.5
11.26.24	VS. ARIZONA	*	18:04	1-4	.250	0-2	.000	1-2	.500	2	1	3	3.4	2	0	4	0	0	3	10.3
11.27.24	VS. MICHIGAN ST.	*	28:38	2-8	.250	0-2	.000	0-0	.000	0	1	1	3.1	3	1	2	0	2	4	9.5
12.1.24	APPALACHIAN ST.		16:07	2-8	.250	1-5	.200	1-1	1.000	0	2	2	3.0	2	1	2	0	0	6	9.1
12.4.24	AT MIAMI		19:50	3-4	.750	1-1	1.000	0-0	.000	0	0	0	2.7	1	3	1	0	0	7	8.9
12.14.24	EVANSVILLE		21:51	1-5	.200	0-2	.000	2-2	1.000	1	2	3	2.7	1	1	0	0	3	4	8.5
12.19.24	AT DAYTON		31:31	7-14	.500	3-7	.429	8-10	.800	3	2	5	2.9	2	1	0	0	3	25	9.8
12.21.24	WEST GEORGIA		11:26	0-6	.000	0-1	.000	2-2	1.000	2	1	3	2.9	0	1	0	0	1	2	9.2
12.29.24	ALABAMA A&M		24:12	5-7	.714	1-3	.333	1-2	.500	1	5	6	3.1	0	2	3	0	1	12	9.4
1.2.25	GEORGIA		19:24	2-6	.333	1-2	.500	5-5	1.000	0	1	1	3.0	0	1	2	0	0	10	9.5
1.5.25	KENTUCKY		18:51	1-4	.250	0-1	.000	1-1	1.000	0	1	1	2.9	2	1	0	0	0	3	9.1
1.9.25	AT OLE MISS		20:22	2-5	.400	0-2	.000	5-6	.833	1	2	3	2.9	1	4	5	0	2	9	9.1
1.13.25	AT LSU		18:32	1-4	.250	0-2	.000	0-0	.000	0	2	2	2.8	4	1	1	0	0	2	8.7
1.19.25	TENNESSEE		22:04	2-6	.333	0-1	.000	0-0	.000	0	2	2	2.8	3	1	1	0	1	4	8.4
1.23.25	ARKANSAS		19:15	4-6	.667	2-2	1.000	0-0	.000	0	1	1	2.7	4	2	0	0	1	10	8.5
1.26.25	AT ALABAMA		06:23	0-1	.000	0-1	.000	0-0	.000	0	0	0	2.6	2	0	2	0	0	0	8.1
1.30.25	AT FLORIDA		19:16	2-3	.667	1-1	1.000	0-0	.000	0	2	2	2.5	3	0	1	0	1	5	8.0
2.2.25	OLE MISS																			
2.6.25	AT TEXAS																			
2.13.25	MISSISSIPPI STATE																			
2.16.25	AT AUBURN																			
2.20.25	AT OKLAHOMA																			
2.23.25	SOUTH CAROLINA																			
2.27.25	TEXAS A&M																			
3.2.25	AT MISSOURI																			
<b>TOTAL</b>		<b>4</b>	<b>481:47</b>	<b>60-137</b>	<b>.438</b>	<b>17-49</b>	<b>.347</b>	<b>38-43</b>	<b>.884</b>	<b>14</b>	<b>42</b>	<b>56</b>	<b>2.5</b>	<b>44</b>	<b>36</b>	<b>41</b>	<b>1</b>	<b>29</b>	<b>175</b>	<b>8.0</b>

## CAREER STATS

YEAR	GP	GS	MIN	AVG	FG	FGA	PCT	3FG	3FGA	3PCT	FT	FTA	PCT	OFF	DEF	TOT	AVG	PF	FO	AST	TO	BLK	STL	PTS	AVG
2023-24	11	0	217	19.7	31	73	.425	10	28	.357	4	6	.667	5	11	16	1.5	22	0	13	14	0	15	76	6.9
2024-25	22	4	482	21.9	60	137	.438	17	49	.347	38	43	.884	14	42	56	2.5	44	0	36	41	1	29	175	8.0
<b>CAREER</b>	<b>33</b>	<b>4</b>	<b>699</b>	<b>21.2</b>	<b>91</b>	<b>210</b>	<b>.433</b>	<b>27</b>	<b>77</b>	<b>.351</b>	<b>42</b>	<b>49</b>	<b>.857</b>	<b>19</b>	<b>53</b>	<b>72</b>	<b>2.2</b>	<b>66</b>	<b>0</b>	<b>49</b>	<b>55</b>	<b>1</b>	<b>44</b>	<b>251</b>	<b>7.6</b>



# 5 LEILANI KAPINUS

@leilani\_kapinus  
@leilani\_kapinus  
@leilani\_kapinus

G // 5-10 // Gr. // Madison, Wis. (Penn State)

## SEASON HIGHS

Points // 11, Samford (11/22/24)  
FG Made // 5, Evansville (12/14/24)  
FG Attempts // 9 (3x), Last: at Alabama (01/26/25)  
3-Pt Made // 2, Appalachian State (12/1/24)  
3-Pt Attempt // 4, Samford (11/22/24)  
FT Made // 5, vs. Arizona (11/26/24)  
FT Attempt // 6, vs. Arizona (11/26/24)  
Rebounds // 11, Evansville (12/14/24)  
Assists // 6, Samford (11/22/24)  
Steals // 6, Arkansas (01/23/25)  
Blocks // 2 (2x), vs. Arizona (11/26/24)  
Minutes // 26, Samford (11/22/24)

## CAREER HIGHS

Points // 25, vs. Saint Francis (Pa.) (12/17/23)  
FG Made // 10, Navy (11/10/23)  
FG Attempts // 18, at Rutgers (02/13/22)  
3-Pt Made // 3 (2x), Last: vs. Iowa (03/08/24)  
3-Pt Attempt // 6, vs. Iowa (03/08/24)  
FT Made // 9, vs. Rutgers (03/02/22)  
FT Attempt // 12, at Iowa (01/14/23)  
Rebounds // 15, George Mason (03/21/24)  
Assists // 6 (2x), Last: Samford (11/22/24)  
Steals // 9, Fairfield (11/11/22)  
Blocks // 5, vs. Mississippi State (03/28/24)  
Minutes // 41, at Rutgers (01/26/23)

- Scored 1,125 career collegiate points over 116 games
- Collected two double-doubles this season  
11 pts, 10 reb vs. Samford (Nov. 22) & 10 pts, 11 reb vs. Evansville (Dec. 14)
- Comes to Vanderbilt after a being a three-year starter at Penn State
- Scored 1,029 points, pulled down 610 rebounds, and dished out 210 assists in three seasons with the Nittany Lions
- Ranks ninth in Penn State history in steals per game (2.4) and blocks per game (1.1)

SUPERLATIVES		24-25 CAREER		SUPERLATIVES		24-25 CAREER	
10+ POINTS	3	62		3+ STEALS	7	44	
15+ POINTS	--	24		2+ BLOCKS	2	29	
20+ POINTS	--	6		DOUBLE-DOUBLES	2	14	
30+ POINTS	--	--		LED VANDY IN PTS	--	--	
MADE 3+ 3-PT FG	--	2		LED VANDY IN REB	1	1	
10+ REBS	2	16		LED VANDY IN AST	2	2	
3+ ASSISTS	4	45		LED VANDY IN STL	2	2	
				LED VANDY IN BLK	6	6	

## GAME-BY-GAME

DATE	OPPONENT	GS	MIN	FGM/A	FG%	3FG/A	3P%	FTM/A	FG%	OFF	DEF	TOT	AVG	PF	AST	T/O	BLK	STL	PTS	AVG	
11.4.24	LIPSCOMB																				
11.8.24	AUSTIN PEAY		21:15	3-8	.375	0-1	.000	1-1	1.000	2	4	6	6.0	1	1	2	2	1	7	7.0	
11.14.24	AT SOUTH FLORIDA		10:59	0-2	.000	0-1	.000	0-0	.000	0	0	0	3.0	2	0	1	0	0	0	3.5	
11.17.24	BUTLER		19:58	2-3	.667	0-0	.000	0-0	.000	0	0	0	2.0	1	2	2	1	3	4	3.7	
11.20.24	HAMPTON		17:23	3-4	.750	1-1	1.000	2-2	1.000	2	0	2	2.0	2	5	1	0	2	9	5.0	
11.22.24	SAMFORD		25:43	4-9	.444	1-4	.250	2-4	.500	7	3	10	3.6	2	6	1	1	4	11	6.2	
11.26.24	VS. ARIZONA		25:22	1-3	.333	0-1	.000	5-6	.833	1	2	3	3.5	2	1	0	2	3	7	6.3	
11.27.24	VS. MICHIGAN ST.		19:53	0-1	.000	0-0	.000	1-2	.500	0	3	3	3.4	1	1	1	1	2	1	5.6	
12.1.24	APPALACHIAN ST.		17:12	2-4	.500	2-3	.667	0-0	.000	2	5	7	3.9	2	3	0	0	3	6	5.6	
12.4.24	AT MIAMI		23:32	3-7	.429	0-1	.000	2-3	.667	3	1	4	3.9	4	2	0	0	1	8	5.9	
12.14.24	EVANSVILLE		22:19	5-9	.556	0-1	.000	0-0	.000	6	5	11	4.6	1	2	2	0	5	10	6.3	
12.19.24	AT DAYTON		11:25	0-3	.000	0-1	.000	0-0	.000	0	0	0	4.2	1	0	1	0	1	0	5.7	
12.21.24	WEST GEORGIA		23:40	4-7	.571	1-3	.333	1-1	1.000	0	1	1	3.9	3	4	2	1	1	10	6.1	
12.29.24	ALABAMA A&M		18:30	1-1	1.000	0-0	.000	0-0	.000	1	1	2	3.8	1	3	2	0	0	2	5.8	
1.2.25	GEORGIA		05:33	0-2	.000	0-2	.000	0-0	.000	1	0	1	3.6	0	0	1	0	0	0	5.4	
1.5.25	KENTUCKY		12:60	0-1	.000	0-1	.000	0-0	.000	0	2	2	3.5	1	0	1	0	0	0	5.0	
1.9.25	AT OLE MISS		17:37	1-2	.500	0-0	.000	0-1	.000	1	2	3	3.4	3	0	3	0	0	2	4.8	
1.13.25	AT LSU		11:12	0-0	.000	0-0	.000	2-2	1.000	1	1	2	3.4	4	1	1	0	0	2	4.6	
1.19.25	TENNESSEE		19:36	1-3	.333	0-1	.000	0-0	.000	2	3	5	3.4	1	2	0	1	0	2	4.5	
1.23.25	ARKANSAS		18:56	2-4	.500	1-2	.500	0-0	.000	2	4	6	3.6	1	3	2	1	6	5	4.5	
1.26.25	AT ALABAMA		20:59	4-9	.444	0-1	.000	0-0	.000	4	1	5	3.7	1	2	0	0	4	8	4.7	
1.30.25	AT FLORIDA		21:03	1-1	1.000	0-0	.000	0-0	.000	0	2	2	3.6	1	0	0	0	2	2	4.6	
2.2.25	OLE MISS																				
2.6.25	AT TEXAS																				
2.13.25	MISSISSIPPI STATE																				
2.16.25	AT AUBURN																				
2.20.25	AT OKLAHOMA																				
2.23.25	SOUTH CAROLINA																				
2.27.25	TEXAS A&M																				
3.2.25	AT MISSOURI																				
<b>TOTAL</b>		<b>0</b>	<b>385:08</b>	<b>37-83</b>	<b>.446</b>	<b>6-24</b>	<b>.250</b>	<b>16-22</b>	<b>.727</b>	<b>35</b>	<b>40</b>	<b>75</b>	<b>3.6</b>	<b>35</b>	<b>38</b>	<b>23</b>	<b>10</b>	<b>38</b>	<b>96</b>	<b>4.6</b>	

## CAREER STATS

YEAR	GP	GS	MIN	AVG	FG	FGA	PCT	3FG	3FGA	3PCT	FT	FTA	PCT	OFF	DEF	TOT	AVG	PF	FO	AST	TO	BLK	STL	PTS	AVG
2020-21*																									
2021-22*	29	29	746	25.7	104	242	.430	13	56	.232	57	85	.671	45	120	165	5.7	85	2	46	74	33	59	278	9.6
2022-22*	31	31	930	30.0	126	288	.438	10	54	.185	86	129	.667	53	155	208	6.7	98	7	90	111	31	97	348	11.2
2023-24*	35	34	921	26.3	156	269	.580	25	61	.410	66	103	.641	43	194	237	6.8	105	6	74	89	45	72	403	11.5
2024-25	21	0	385	18.3	37	83	.446	6	24	.250	16	22	.727	35	40	75	3.6	35	0	38	23	10	38	96	4.6
<b>VANDY</b>	<b>21</b>	<b>0</b>	<b>385</b>	<b>18.3</b>	<b>37</b>	<b>83</b>	<b>.446</b>	<b>6</b>	<b>24</b>	<b>.250</b>	<b>16</b>	<b>22</b>	<b>.727</b>	<b>35</b>	<b>40</b>	<b>75</b>	<b>3.6</b>	<b>35</b>	<b>0</b>	<b>38</b>	<b>23</b>	<b>10</b>	<b>38</b>	<b>96</b>	<b>4.6</b>
<b>CAREER</b>	<b>116</b>	<b>94</b>	<b>2983</b>	<b>25.7</b>	<b>423</b>	<b>882</b>	<b>.480</b>	<b>54</b>	<b>195</b>	<b>.277</b>	<b>225</b>	<b>339</b>	<b>.664</b>	<b>176</b>	<b>509</b>	<b>685</b>	<b>5.9</b>	<b>323</b>	<b>15</b>	<b>248</b>	<b>297</b>	<b>119</b>	<b>266</b>	<b>1125</b>	<b>9.7</b>

\* at Penn State



# 10 JANE NWABA

@jane11nwaba  
@jane11nwaba  
@janenwaba

G // 5-10 // Gr. // Carson, Calif. (Pepperdine)

## SEASON HIGHS

Points // 13, Arkansas (01/23/25)  
FG Made // 5, Arkansas (01/23/25)  
FG Attempts // 10, Austin Peay (11/8/24)  
3-Pt Made // 3 (2x), Last: Arkansas (01/23/25)  
3-Pt Attempt // 4 (2x), Last: Arkansas (01/23/25)  
FT Made // 3 (2x), Last: Kentucky (01/05/25)  
FT Attempt // 4, Kentucky (01/05/25)  
Rebounds // 6 (2x), Last: Tennessee (01/19/25)  
Assists // 3, Lipscomb (11/4/24)  
Steals // 3, at LSU (01/13/25)  
Blocks // 3, Hampton (11/20/24)  
Minutes // 27, Georgia (01/02/25)

## CAREER HIGHS

Points // 22, San Francisco (02/01/24)  
FG Made // 8, San Francisco (02/01/24)  
FG Attempts // 18, Pacific (02/22/24)  
3-Pt Made // 3 (2x), Last: Butler (11/17/24)  
3-Pt Attempt // 7, at Saint Mary's (01/07/23)  
FT Made // 8, Gonzaga (12/29/22)  
FT Attempt // 12, Cal State LA (12/29/23)  
Rebounds // 12 (3x), Last: at LMU (01/27/24)  
Assists // 8, at San Francisco (02/01/24)  
Steals // 4, Cal State LA (12/29/23)  
Blocks // 3, Hampton (11/20/24)  
Minutes // 40 (2x), Last: Gonzaga (02/24/24)

- Made 20 starts for the Commodores this season
- Scored a season-high 13 pts vs. Arkansas (Jan. 23)
- Played four seasons at Pepperdine
- Collected 11 career double-doubles, with nine coming during '23-24
- Averaged 10.0 pts, 6.9 reb, 2.6 ast her the last 2 seasons at Pepperdine
- Appeared in 126 games with 83 starts in her collegiate career

SUPERLATIVES	24-25	CAREER	SUPERLATIVES	24-25	CAREER
10+ POINTS	3	39	3+ STEALS	1	9
15+ POINTS	--	9	2+ BLOCKS	2	10
20+ POINTS	--	1	DOUBLE-DOUBLES	--	11
30+ POINTS	--	--	LED VANDY IN PTS	--	--
MADE 3+ 3-PT FG	2	3	LED VANDY IN REB	--	--
10+ REBS	--	14	LED VANDY IN AST	--	--
3+ ASSISTS	2	32	LED VANDY IN STL	2	2
			LED VANDY IN BLK	3	3

## GAME-BY-GAME

DATE	OPPONENT	GS	MIN	FGM/A	FG%	3FG/A	3P%	FTM/A	FG%	OFF	DEF	TOT	AVG	PF	AST	T/O	BLK	STL	PTS	AVG	
11.4.24	LIPSCOMB	*	22:39	3-4	.750	0-0	.000	0-0	.000	1	5	6	6.0	2	3	1	0	1	6	6.0	
11.8.24	AUSTIN PEAY	*	20:30	4-10	.400	0-2	.000	1-1	1.000	3	0	3	4.5	1	2	0	2	2	9	7.5	
11.14.24	AT SOUTH FLORIDA	*	22:54	2-7	.286	0-2	.000	0-0	.000	0	3	3	4.0	1	1	1	0	1	4	6.3	
11.17.24	BUTLER	*	25:51	3-4	.750	3-3	1.000	0-0	.000	2	2	4	4.0	2	1	2	1	1	9	7.0	
11.20.24	HAMPTON	*	15:51	3-5	.600	0-2	.000	2-2	1.000	0	1	1	3.4	0	1	2	3	1	8	7.2	
11.22.24	SAMFORD	*	13:59	3-5	.600	0-0	.000	2-3	.667	2	1	3	3.3	1	0	0	0	1	8	7.3	
11.26.24	VS. ARIZONA		03:30	0-0	.000	0-0	.000	1-2	.500	0	0	0	2.9	1	0	1	0	0	1	6.4	
11.27.24	VS. MICHIGAN ST.		02:41	0-0	.000	0-0	.000	0-0	.000	0	0	0	2.5	0	0	1	0	0	0	5.6	
12.4.24	APPALACHIAN ST.	*	22:12	4-5	.800	2-2	1.000	2-2	1.000	2	3	5	2.8	1	1	0	1	2	12	6.3	
12.1.24	AT MIAMI	*	09:01	1-3	.333	0-2	.000	0-0	.000	1	0	1	2.6	2	1	0	0	0	2	5.9	
12.14.24	EVANSVILLE	*	15:30	1-5	.200	0-3	.000	0-0	.000	1	0	1	2.5	0	2	0	0	1	2	5.5	
12.19.24	AT DAYTON	*	11:38	1-2	.500	0-1	.000	1-1	1.000	1	1	2	2.4	0	0	0	0	0	3	5.3	
12.21.24	WEST GEORGIA	*	15:03	2-2	1.000	1-1	1.000	0-0	.000	1	1	2	2.4	1	1	1	0	1	5	5.3	
12.29.24	ALABAMA A&M	*	18:31	3-4	.750	0-1	.000	3-3	1.000	1	2	3	2.4	2	2	1	0	0	9	5.6	
1.2.25	GEORGIA	*	26:49	3-8	.375	2-4	.500	2-2	1.000	1	3	4	2.5	2	4	2	0	0	10	5.9	
1.5.25	KENTUCKY	*	16:29	1-5	.200	1-3	.333	3-4	.750	3	1	4	2.6	3	0	0	0	0	6	5.9	
1.9.25	AT OLE MISS	*	10:43	1-1	1.000	0-0	.000	0-0	.000	0	0	0	2.5	0	0	1	0	1	2	5.6	
1.13.25	AT LSU	*	17:47	1-3	.333	0-0	.000	2-2	1.000	0	1	1	2.4	3	2	1	0	3	4	5.6	
1.19.25	TENNESSEE	*	14:11	1-5	.200	0-1	.000	0-0	.000	2	4	6	2.6	2	1	1	0	1	2	5.4	
1.23.25	ARKANSAS	*	18:29	5-8	.625	3-4	.750	0-0	.000	1	1	2	2.6	1	0	0	0	2	13	5.8	
1.26.25	AT ALABAMA	*	16:40	2-3	.667	1-1	1.000	0-2	.000	2	0	2	2.5	0	0	0	0	0	5	5.7	
1.30.25	AT FLORIDA	*	08:00	0-1	.000	0-1	.000	0-0	.000	1	0	1	2.5	1	1	0	0	1	0	5.5	
2.2.25	OLE MISS																				
2.6.25	AT TEXAS																				
2.13.25	MISSISSIPPI STATE																				
2.16.25	AT AUBURN																				
2.20.25	AT OKLAHOMA																				
2.23.25	SOUTH CAROLINA																				
2.27.25	TEXAS A&M																				
3.2.25	AT MISSOURI																				
<b>TOTAL</b>			<b>20</b>	<b>348:56</b>	<b>44-90</b>	<b>.489</b>	<b>13-33</b>	<b>.394</b>	<b>19-24</b>	<b>.792</b>	<b>25</b>	<b>29</b>	<b>54</b>	<b>2.5</b>	<b>26</b>	<b>23</b>	<b>15</b>	<b>7</b>	<b>19</b>	<b>120</b>	<b>5.5</b>

## CAREER STATS

YEAR	GP	GS	MIN	AVG	FG	FGA	PCT	3FG	3FGA	3PCT	FT	FTA	PCT	OFF	DEF	TOT	AVG	PF	FO	AST	TO	BLK	STL	PTS	AVG
2020-21*	23	1	335	14.6	35	76	.461	0	3	.000	10	25	.400	35	42	77	3.3	27	0	12	24	5	19	80	3.5
2021-22*	23	4	364	15.8	45	100	.450	5	24	.208	17	23	.739	26	51	77	3.3	51	4	21	27	10	16	112	4.9
2022-22*	29	29	920	31.7	95	244	.389	18	69	.261	61	94	.649	79	98	177	6.1	76	2	70	65	10	28	269	9.3
2023-24*	30	30	930	31.0	131	314	.417	12	54	.222	47	84	.560	79	149	228	7.6	74	1	84	122	19	39	321	10.7
2024-25	22	20	349	15.9	44	90	.489	13	33	.394	19	24	.792	25	29	54	2.5	26	0	23	15	7	19	120	5.5
<b>VANDY</b>	<b>22</b>	<b>20</b>	<b>349</b>	<b>15.9</b>	<b>44</b>	<b>90</b>	<b>.489</b>	<b>13</b>	<b>33</b>	<b>.394</b>	<b>19</b>	<b>24</b>	<b>.792</b>	<b>25</b>	<b>29</b>	<b>54</b>	<b>2.5</b>	<b>26</b>	<b>0</b>	<b>23</b>	<b>15</b>	<b>7</b>	<b>19</b>	<b>120</b>	<b>5.5</b>
<b>CAREER</b>	<b>127</b>	<b>84</b>	<b>2898</b>	<b>22.8</b>	<b>350</b>	<b>824</b>	<b>.425</b>	<b>48</b>	<b>183</b>	<b>.262</b>	<b>154</b>	<b>250</b>	<b>.616</b>	<b>244</b>	<b>369</b>	<b>613</b>	<b>4.8</b>	<b>254</b>	<b>7</b>	<b>210</b>	<b>253</b>	<b>51</b>	<b>121</b>	<b>902</b>	<b>7.1</b>

\* at Pepperdine





# 11 JORDYN OLIVER

@jordynoliver11  
 @jordynoliver11  
 @jordynoliver11

**G // 5-10 // Gr. // Prosper, Texas (Baylor • Duke)**

## SEASON HIGHS

**Points // 10**, vs. Michigan St. (11/27/24)  
**FG Made // 5**, vs. Michigan St. (11/27/24)  
**FG Attempts // 10**, Samford (11/22/24)  
**3-Pt Made // --**  
**3-Pt Attempt // --**  
**FT Made // 2 (2x)**, Last: App State (12/1/24)  
**FT Attempt // 2 (3x)**, Last: App State (12/1/24)  
**Rebounds // 10**, Georgia (01/02/24)  
**Assists // 11**, Georgia (01/02/24)  
**Steals // 4 (2x)**, Last: at Alabama (01/26/25)  
**Blocks // 3 (2x)**, Last: West Georgia (12/21/24)  
**Minutes // 38, (3x)**, Last: at Alabama (01/26/25)

## CAREER HIGHS

**Points // 15 (2x)**, Last: Western Kentucky (11/15/23)  
**FG Made // 7**, Western Kentucky (11/15/23)  
**FG Attempts // 11**, vs. Jackson State (03/21/21)  
**3-Pt Made // 1 (3x)**, Last: Northern Iowa (11/25/23)  
**3-Pt Attempt // 2 (2x)**, Last: at Kansas (01/15/20)  
**FT Made // 4**, Grambling State (11/08/19)  
**FT Attempt // 6**, Grambling State (11/08/19)  
**Rebounds // 11 (2x)**, Last: Northern Iowa (11/25/23)  
**Assists // 11**, Georgia (01/02/24)  
**Steals // 4 (3x)**, Last: at Alabama (01/26/25)  
**Blocks // 3 (3x)**, Last: West Georgia (12/21/24)  
**Minutes // 38, (3x)**, Last: at Alabama (01/26/25)

- Ranks 10th in NCAA in assist-to-turnover ratio at 2.93
- Collected a double-double w/ 11 ast & 10 reb vs. Georgia (Jan. 2)
- First Dore to post a double-double via ast & reb since 1999-00
- One of two players to start every game this season - M. Blakes
- Started in 45 of the 54 games she has played in at Vanderbilt
- Spent two seasons at Baylor ('19-21) then two years at Duke ('21-23)
- ESPN 5-Star Recruit & McDonald's All-American ('19)

	24-25 CAREER			24-25 CAREER	
SUPERLATIVES			SUPERLATIVES		
10+ POINTS	1	11	3+ STEALS	5	11
15+ POINTS	--	2	2+ BLOCKS	2	5
20+ POINTS	--	--	DOUBLE-DOUBLES	--	3
30+ POINTS	--	--	LED VANDY IN PTS	--	1
MADE 3+ 3-PT FG	--	--	LED VANDY IN REB	3	7
10+ REBS	1	4	LED VANDY IN AST	9	19
3+ ASSISTS	14	55	LED VANDY IN STL	2	7
			LED VANDY IN BLK	5	10

## GAME-BY-GAME

DATE	OPPONENT	GS	MIN	FGM/A	FG%	3FG/A	3P%	FTM/A	FG%	OFF	DEF	TOT	AVG	PF	AST	T/O	BLK	STL	PTS	AVG	
11.4.24	LIPSCOMB	*	19:02	1-2	.500	0-0	.000	0-0	.000	3	1	4	4.0	1	2	2	0	0	2	2.0	
11.8.24	AUSTIN PEAY	*	23:00	1-4	.250	0-0	.000	2-2	1.000	2	5	7	5.5	1	2	1	0	0	4	3.0	
11.14.24	AT SOUTH FLORIDA	*	29:24	2-7	.286	0-0	.000	0-0	.000	4	3	7	6.0	1	3	1	0	2	4	3.3	
11.17.24	BUTLER	*	32:48	1-3	.333	0-0	.000	0-0	.000	1	2	3	5.3	2	6	1	0	2	2	3.0	
11.20.24	HAMPTON	*	18:18	2-4	.500	0-0	.000	0-0	.000	2	1	3	4.8	0	3	1	0	0	4	3.2	
11.22.24	SAMFORD	*	24:30	3-10	.300	0-0	.000	1-2	.500	3	4	7	5.2	1	3	0	0	1	7	3.8	
11.26.24	VS. ARIZONA	*	36:55	1-4	.250	0-0	.000	0-0	.000	4	4	8	5.6	1	0	3	0	2	2	3.6	
11.27.24	VS. MICHIGAN ST.	*	37:19	5-7	.714	0-0	.000	0-0	.000	2	4	6	5.6	2	4	3	1	3	10	4.4	
12.1.24	APPALACHIAN ST.	*	19:48	3-4	.750	0-0	.000	2-2	1.000	2	1	3	5.3	0	4	0	0	0	8	4.8	
12.4.24	AT MIAMI	*	37:06	1-3	.333	0-0	.000	0-0	.000	3	6	9	5.7	0	4	2	0	0	2	4.5	
12.14.24	EVANSVILLE	*	24:38	3-4	.750	0-0	.000	0-0	.000	2	2	4	5.5	2	1	2	0	3	6	4.6	
12.19.24	AT DAYTON	*	38:20	2-4	.500	0-0	.000	2-2	1.000	3	2	5	5.5	2	7	1	3	1	6	4.8	
12.21.24	WEST GEORGIA	*	17:45	0-0	.000	0-0	.000	0-0	.000	1	1	2	5.2	0	2	2	3	4	0	4.4	
12.29.24	ALABAMA A&M	*	31:09	2-5	.400	0-0	.000	0-0	.000	1	6	7	5.4	2	8	1	0	3	4	4.4	
1.2.25	GEORGIA	*	38:13	2-2	1.000	0-0	.000	0-0	.000	3	7	10	5.7	2	11	1	1	1	4	4.3	
1.5.25	KENTUCKY	*	33:16	2-3	.667	0-0	.000	1-1	1.000	3	6	9	5.9	2	3	0	0	1	5	4.4	
1.9.25	AT OLE MISS	*	32:40	0-2	.000	0-0	.000	0-0	.000	1	2	3	5.7	0	6	2	0	1	0	4.1	
1.13.25	AT LSU	*	33:55	3-3	1.000	0-0	.000	0-0	.000	1	2	3	5.6	1	2	1	0	0	6	4.2	
1.19.25	TENNESSEE	*	34:01	1-4	.250	0-1	.000	0-0	.000	0	4	4	5.5	1	2	2	1	1	2	4.1	
1.23.25	ARKANSAS	*	26:01	1-3	.333	0-0	.000	0-0	.000	0	4	4	5.4	0	6	2	0	0	2	4.0	
1.26.25	AT ALABAMA	*	37:34	0-1	.000	0-0	.000	0-0	.000	2	1	3	5.3	2	2	0	1	4	0	3.8	
1.30.25	AT FLORIDA	*	29:37	2-4	.500	0-0	.000	0-0	.000	2	0	2	5.1	2	4	1	0	0	4	3.8	
2.2.25	OLE MISS																				
2.6.25	AT TEXAS																				
2.13.25	MISSISSIPPI STATE																				
2.16.25	AT AUBURN																				
2.20.25	AT OKLAHOMA																				
2.23.25	SOUTH CAROLINA																				
2.27.25	TEXAS A&M																				
3.2.25	AT MISSOURI																				
<b>TOTAL</b>			<b>22</b>	<b>655:18</b>	<b>38-83</b>	<b>.458</b>	<b>0-1</b>	<b>.000</b>	<b>8-9</b>	<b>.889</b>	<b>45</b>	<b>68</b>	<b>113</b>	<b>5.1</b>	<b>25</b>	<b>85</b>	<b>29</b>	<b>10</b>	<b>29</b>	<b>84</b>	<b>3.8</b>

## CAREER STATS

YEAR	GP	GS	MIN	AVG	FG	FGA	PCT	3FG	3FGA	3PCT	FT	FTA	PCT	OFF	DEF	TOT	AVG	PF	FO	AST	TO	BLK	STL	PTS	AVG
2019-20*	23	0	220	9.6	25	62	.403	2	9	.222	13	31	.419	5	33	38	1.7	19	0	54	26	9	9	65	2.8
2020-21*	25	3	279	11.2	42	80	.525	0	0	.000	16	27	.593	25	37	62	2.5	19	0	50	19	8	19	100	4.0
2021-22^																									
2022-23^	33	7	571	17.3	56	121	.463	0	2	.000	12	32	.375	27	89	116	3.5	28	0	63	38	9	31	124	3.8
2023-24	32	23	852	26.6	76	131	.580	1	2	.500	16	26	.615	58	100	158	4.9	42	0	92	47	9	33	169	5.3
2024-25	22	22	655	29.8	38	83	.458	0	1	.000	8	9	.889	45	68	113	5.1	25	0	85	29	10	29	84	3.8
<b>VANDY</b>	<b>54</b>	<b>45</b>	<b>1508</b>	<b>27.9</b>	<b>114</b>	<b>214</b>	<b>.533</b>	<b>1</b>	<b>3</b>	<b>.333</b>	<b>24</b>	<b>35</b>	<b>.686</b>	<b>103</b>	<b>168</b>	<b>271</b>	<b>5.0</b>	<b>67</b>	<b>0</b>	<b>177</b>	<b>76</b>	<b>19</b>	<b>62</b>	<b>253</b>	<b>4.7</b>
<b>CAREER</b>	<b>135</b>	<b>55</b>	<b>2578</b>	<b>19.1</b>	<b>237</b>	<b>477</b>	<b>.497</b>	<b>3</b>	<b>14</b>	<b>.214</b>	<b>65</b>	<b>125</b>	<b>.520</b>	<b>160</b>	<b>327</b>	<b>487</b>	<b>3.6</b>	<b>133</b>	<b>0</b>	<b>344</b>	<b>159</b>	<b>45</b>	<b>121</b>	<b>542</b>	<b>4.0</b>

\*at Baylor ^at Duke



# 12 KHAMIL PIERRE

@khamil.Pierre  
@KhamilPierre

F // 6-2 // So. // Phoenix, Ariz. (Perry HS)

## SEASON HIGHS

Points // 42, Evansville (12/14/24)  
 FG Made // 19, Evansville (12/14/24)  
 FG Attempts // 28, Evansville (12/14/24)  
 3-Pt Made // --  
 3-Pt Attempt // 2, Georgia (01/02/25)  
 FT Made // 12, Tennessee (01/19/25)  
 FT Attempt // 14, Tennessee (01/19/25)  
 Rebounds // 18, Evansville (12/14/24)  
 Assists // 5 (2x), Last: Kentucky (01/05/25)  
 Steals // 8, Evansville (12/14/24)  
 Blocks // 1 (6x), Last: Arkansas (01/23/25)  
 Minutes // 37 Kentucky (01/05/25)

## CAREER HIGHS

Points // 42, Evansville (12/14/24)  
 FG Made // 19, Evansville (12/14/24)  
 FG Attempts // 28, Evansville (12/14/24)  
 3-Pt Made // 1 (2x), Last: at Texas A&M (02/15/24)  
 3-Pt Attempt // 2, Georgia (01/02/25)  
 FT Made // 12, Tennessee (01/19/25)  
 FT Attempt // 14, Tennessee (01/19/25)  
 Rebounds // 18, Evansville (12/14/24)  
 Assists // 5 (2x), Last: Kentucky (01/05/25)  
 Steals // 8, Evansville (12/14/24)  
 Blocks // 2 (4x), Last: vs. Florida (03/07/24)  
 Minutes // 37 Kentucky (01/05/25)

- Wooden Award Midseason Top 25 Watch List
- Fourth in NCAA Division I in field goals made (181)
- Collected 12 double-doubles which is the fifth-most in NCAA D1
- Increased her scoring average by 11.9 ppg from fresh. to soph. seasons
- Scored a school-record 42 pts vs. Evansville (Dec. 14)
- USBWA National Players of the Week Team (Dec. 17)
- Two-time SEC Player of the Week (Nov. 26 & Dec. 17)

SUPERLATIVES		24-25 CAREER		SUPERLATIVES		24-25 CAREER	
10+ POINTS	20	34	3+	STEALS	14	17	
15+ POINTS	16	22	2+	BLOCKS	--	4	
20+ POINTS	12	13	DOUBLE-DOUBLES	12	16		
30+ POINTS	1	1	LED VANDY IN PTS	9	13		
40+ POINTS	1	1	LED VANDY IN REB	19	27		
10+ REBS	13	17	LED VANDY IN AST	4	4		
3+ ASSISTS	9	11	LED VANDY IN STL	11	14		
			LED VANDY IN BLK	3	10		

## GAME-BY-GAME

DATE	OPPONENT	GS	MIN	FGM/A	FG%	3FG/A	3P%	FTM/A	FG%	OFF	DEF	TOT	AVG	PF	AST	T/O	BLK	STL	PTS	AVG	
11.4.24	LIPSCOMB	*	23:39	12-17	.706	0-0	.000	1-1	1.000	6	8	14	14.0	4	1	2	0	5	25	25.0	
11.8.24	AUSTIN PEAY	*	18:11	5-9	.556	0-0	.000	3-5	.600	3	7	10	12.0	0	0	2	0	0	13	19.0	
11.14.24	AT SOUTH FLORIDA	*	27:40	8-16	.500	0-1	.000	1-2	.500	2	8	10	11.3	2	0	1	0	1	17	18.3	
11.17.24	BUTLER	*	23:18	9-15	.600	0-1	.000	6-8	.750	2	6	8	10.5	2	3	1	0	4	24	19.8	
11.20.24	HAMPTON	*	27:20	7-14	.500	0-0	.000	1-1	1.000	6	6	12	10.8	2	0	1	0	3	15	18.8	
11.22.24	SAMFORD	*	23:46	10-16	.625	0-0	.000	1-3	.333	4	8	12	11.0	2	1	2	0	4	21	19.2	
11.26.24	VS. ARIZONA	*	36:12	10-18	.556	0-0	.000	5-9	.556	3	12	15	11.6	3	3	5	0	7	25	20.0	
11.27.24	VS. MICHIGAN ST.	*	29:15	8-14	.571	0-0	.000	3-5	.600	4	2	6	10.9	5	4	1	0	4	19	19.9	
12.1.24	APPALACHIAN ST.																				
12.4.24	AT MIAMI	*	35:45	11-17	.647	0-0	.000	6-8	.750	8	5	13	11.1	3	0	3	0	4	28	20.8	
12.14.24	EVANSVILLE	*	32:32	19-28	.679	0-0	.000	4-6	.667	9	9	18	11.8	4	1	1	1	8	42	22.9	
12.19.24	AT DAYTON	*	29:31	7-19	.368	0-0	.000	0-0	.000	5	5	10	11.6	2	5	0	0	4	14	22.1	
12.21.24	WEST GEORGIA	*	22:43	10-15	.667	0-0	.000	3-4	.750	4	6	10	11.5	4	3	1	1	3	23	22.2	
12.29.24	ALABAMA A&M	*	29:22	13-19	.684	0-0	.000	3-5	.600	5	2	7	11.2	2	4	1	1	4	29	22.7	
1.2.25	GEORGIA	*	29:55	11-20	.550	0-2	.000	6-7	.857	1	7	8	10.9	4	2	0	1	1	28	23.1	
1.5.25	KENTUCKY	*	37:21	8-22	.364	0-1	.000	3-4	.750	5	6	11	10.9	4	5	0	0	0	19	22.8	
1.9.25	AT OLE MISS	*	25:36	5-12	.417	0-0	.000	1-3	.333	1	2	3	10.4	4	1	0	1	2	11	22.1	
1.13.25	AT LSU	*	39:39	12-24	.500	0-0	.000	4-6	.667	1	7	8	10.3	1	2	1	0	1	28	22.4	
1.19.25	TENNESSEE	*	34:40	4-10	.400	1-1	1.000	12-14	.857	0	8	8	10.2	2	2	2	0	0	21	22.3	
1.23.25	ARKANSAS	*	28:51	8-12	.667	0-1	.000	4-6	.667	1	8	9	10.1	2	4	2	1	4	20	22.2	
1.26.25	AT ALABAMA	*	36:36	4-19	.211	0-0	.000	4-5	.800	6	8	14	10.3	5	3	5	0	5	12	21.7	
1.30.25	AT FLORIDA	*	22:30	1-10	.100	1-1	1.000	0-2	.000	4	7	11	10.3	3	2	2	0	3	3	20.8	
2.2.25	OLE MISS																				
2.6.25	AT TEXAS																				
2.13.25	MISSISSIPPI STATE																				
2.16.25	AT AUBURN																				
2.20.25	AT OKLAHOMA																				
2.23.25	SOUTH CAROLINA																				
2.27.25	TEXAS A&M																				
3.2.25	AT MISSOURI																				
<b>TOTAL</b>			<b>21</b>	<b>614:22</b>	<b>182-346</b>	<b>.526</b>	<b>2-8</b>	<b>.250</b>	<b>71-104</b>	<b>.683</b>	<b>80</b>	<b>137</b>	<b>217</b>	<b>10.3</b>	<b>60</b>	<b>46</b>	<b>33</b>	<b>6</b>	<b>67</b>	<b>437</b>	<b>20.8</b>

## CAREER STATS

YEAR	GP	GS	MIN	AVG	FG	FGA	PCT	3FG	3FGA	3PCT	FT	FTA	PCT	OFF	DEF	TOT	AVG	PF	FO	AST	TO	BLK	STL	PTS	AVG
2023-24	33	11	634	19.2	112	267	.419	2	9	.222	68	102	.667	63	112	175	5.3	86	2	22	55	15	33	294	8.9
2024-25	21	21	614	29.3	182	346	.526	2	8	.250	71	104	.683	80	137	217	10.3	60	2	46	33	6	67	437	20.8
<b>CAREER</b>	<b>54</b>	<b>32</b>	<b>1248</b>	<b>23.1</b>	<b>294</b>	<b>613</b>	<b>.480</b>	<b>4</b>	<b>17</b>	<b>.235</b>	<b>139</b>	<b>206</b>	<b>.675</b>	<b>143</b>	<b>249</b>	<b>392</b>	<b>7.3</b>	<b>146</b>	<b>4</b>	<b>68</b>	<b>88</b>	<b>21</b>	<b>100</b>	<b>731</b>	<b>13.5</b>



# 13 JUSTINE PISSOTT

@justinepissott  
@j.usssssyyy  
@justinepissott

**G/F // 6-4 // Jr. // Toms River, N.J. (Tennessee)****SEASON HIGHS**

Points // 7, at Florida (01/30/25)  
 FG Made // 2 (3x), Last: at Florida (01/30/25)  
 FG Attempts // 5 (2x), Last: Arkansas (01/23/25)  
 3-Pt Made // 2, Samford (11/22/24)  
 3-Pt Attempt // 4, Arkansas (01/23/25)  
 FT Made // 2, Butler (11/17/24)  
 FT Attempt // 2 (2x), Last: West Georgia (12/21/24)  
 Rebounds // 7, Appalachian State (12/1/24)  
 Assists // 1 (5x), Last: at Florida (01/30/25)  
 Steals // 1 (3x), Last: West Georgia (12/21/24)  
 Blocks // --  
 Minutes // 14, Butler (11/17/24)

**CAREER HIGHS**

Points // 17, Dayton (12/20/23)  
 FG Made // 6, Dayton (12/20/23)  
 FG Attempts // 13, Radford (12/31/23)  
 3-Pt Made // 5, Dayton (12/20/23)  
 3-Pt Attempt // 8, Georgia (03/03/24)  
 FT Made // 3, vs. Alabama State (11/20/23)  
 FT Attempt // 3, vs. Alabama State (11/20/23)  
 Rebounds // 7, Appalachian State (12/1/24)  
 Assists // 4 (2x), Last: at UT Martin (11/09/23)  
 Steals // 2 (2x), Last: at Missouri (02/29/24)  
 Blocks // 3, at UT Martin (11/09/23)  
 Minutes // 33 (2x), Last: Georgia (03/03/24)

- Played in 13 games this season
- Pulled down a career-high 7 reb. vs. App State (Dec. 1)
- Scored a season-high seven points at Florida (Jan. 30)
- Appeared in 46 games and made 28 starts at Vanderbilt
- Averages 1.3 3-pt FGM per game in her Vandy career
- Transferred to Vanderbilt after one season at Tennessee
- ESPN 5-Star Recruit & McDonald's All-American ('22)

SUPERLATIVES	24-25 CAREER	SUPERLATIVES	24-25 CAREER
10+ POINTS	-- 8	3+ STEALS	-- --
15+ POINTS	-- 2	2+ BLOCKS	-- 2
20+ POINTS	-- --	DOUBLE-DOUBLES	-- --
30+ POINTS	-- --	LED VANDY IN PTS	-- --
MADE 3+ 3-PT FG	-- 10	LED VANDY IN REB	1 1
10+ REBS	-- --	LED VANDY IN AST	-- --
3+ ASSISTS	-- 3	LED VANDY IN STL	-- --
		LED VANDY IN BLK	-- 9

**GAME-BY-GAME**

DATE	OPPONENT	GS	MIN	FGM/A	FG%	3FG/A	3P%	FTM/A	FG%	OFF	DEF	TOT	AVG	PF	AST	T/O	BLK	STL	PTS	AVG	
11.4.24	LIPSCOMB																				
11.8.24	AUSTIN PEAY																				
11.14.24	AT SOUTH FLORIDA																				
11.17.24	BUTLER		14:22	1-4	.250	0-2	.000	2-2	1.000	2	4	6	6.0	2	0	1	0	0	4	4.0	
11.20.24	HAMPTON		09:51	1-5	.200	1-3	.333	0-0	.000	1	1	2	4.0	2	0	0	0	1	3	3.5	
11.22.24	SAMFORD		05:59	2-2	1.000	2-2	1.000	0-0	.000	0	0	0	2.7	0	0	0	0	0	6	4.3	
11.26.24	VS. ARIZONA		04:06	1-2	.500	0-1	.000	0-0	.000	0	0	0	2.0	0	0	0	0	0	2	3.8	
11.27.24	VS. MICHIGAN ST.		04:53	0-1	.000	0-1	.000	0-0	.000	0	1	1	1.8	0	1	0	0	1	0	3.0	
12.1.24	APPALACHIAN ST.		16:19	1-7	.143	1-6	.167	0-0	.000	2	5	7	2.7	0	1	0	0	0	3	3.0	
12.4.24	AT MIAMI																				
12.14.24	EVANSVILLE		07:29	1-3	.333	0-1	.000	0-0	.000	1	0	1	2.4	0	0	0	0	0	2	2.9	
12.19.24	AT DAYTON																				
12.21.24	WEST GEORGIA		11:13	1-2	.500	1-1	1.000	0-2	.000	1	4	5	2.8	1	1	1	0	1	3	2.9	
12.29.24	ALABAMA A&M		04:01	1-1	1.000	0-0	.000	0-0	.000	0	0	0	2.4	0	0	0	0	0	2	2.8	
1.2.25	GEORGIA																				
1.5.25	KENTUCKY																				
1.9.25	AT OLE MISS		04:09	0-1	.000	0-1	.000	0-0	.000	0	0	0	2.2	0	0	1	0	0	0	2.5	
1.13.25	AT LSU																				
1.19.25	TENNESSEE		03:24	0-0	.000	0-0	.000	0-0	.000	0	0	0	2.0	0	0	0	0	0	0	2.3	
1.23.25	ARKANSAS		10:55	2-5	.400	1-4	.250	0-0	.000	1	3	4	2.2	1	1	0	1	0	5	2.5	
1.26.25	AT ALABAMA																				
1.30.25	AT FLORIDA		10:33	3-4	.750	1-2	.500	0-0	.000	0	2	2	2.2	0	1	1	0	0	7	2.8	
2.2.25	OLE MISS																				
2.6.25	AT TEXAS																				
2.13.25	MISSISSIPPI STATE																				
2.16.25	AT AUBURN																				
2.20.25	AT OKLAHOMA																				
2.23.25	SOUTH CAROLINA																				
2.27.25	TEXAS A&M																				
3.2.25	AT MISSOURI																				
<b>TOTAL</b>		<b>0</b>	<b>107:14</b>	<b>14-37</b>	<b>.378</b>	<b>7-24</b>	<b>.292</b>	<b>2-4</b>	<b>.500</b>	<b>8</b>	<b>20</b>	<b>28</b>	<b>2.2</b>	<b>6</b>	<b>5</b>	<b>4</b>	<b>1</b>	<b>3</b>	<b>37</b>	<b>2.8</b>	

**CAREER STATS**

YEAR	GP	GS	MIN	AVG	FG	FGA	PCT	3FG	3FGA	3PCT	FT	FTA	PCT	OFF	DEF	TOT	AVG	PF	FO	AST	TO	BLK	STL	PTS	AVG
2022-23*	27	0	189	7.0	20	60	.333	12	46	.261	2	2	1.000	6	20	26	1.0	20	0	10	12	4	1	54	2.0
2023-24	33	28	698	21.2	80	225	.356	52	141	.369	12	16	.750	14	57	71	2.2	54	1	25	40	17	10	224	6.8
2024-25	13	0	107	8.2	14	37	.378	7	24	.292	2	4	.500	8	20	28	2.2	6	0	5	4	1	3	37	2.8
<b>VANDY</b>	<b>46</b>	<b>28</b>	<b>806</b>	<b>17.5</b>	<b>94</b>	<b>262</b>	<b>.359</b>	<b>59</b>	<b>165</b>	<b>.358</b>	<b>14</b>	<b>20</b>	<b>.700</b>	<b>22</b>	<b>77</b>	<b>99</b>	<b>2.2</b>	<b>60</b>	<b>1</b>	<b>30</b>	<b>44</b>	<b>18</b>	<b>13</b>	<b>261</b>	<b>5.7</b>
<b>CAREER</b>	<b>73</b>	<b>28</b>	<b>995</b>	<b>13.6</b>	<b>114</b>	<b>322</b>	<b>.354</b>	<b>71</b>	<b>211</b>	<b>.336</b>	<b>16</b>	<b>22</b>	<b>.727</b>	<b>28</b>	<b>97</b>	<b>125</b>	<b>1.7</b>	<b>80</b>	<b>1</b>	<b>40</b>	<b>56</b>	<b>22</b>	<b>14</b>	<b>315</b>	<b>4.3</b>

\*at Tennessee







# 14 AIYANA MITCHELL

@AiyanaMitchell17  
@aiyanamitchell12  
@aiyanajm22

F // 6-4 // So. // Colorado Springs, Colo. (Fountain-Fort Carson HS)

## SEASON HIGHS

Points // 10 (2x), Last: Appalachian St. (12/1/24)  
 FG Made // 4 (2x), Last: Appalachian St. (12/1/24)  
 FG Attempts // 10, Appalachian St. (12/1/24)  
 3-Pt Made // --  
 3-Pt Attempt // --  
 FT Made // 5, vs. Arizona (11/26/24)  
 FT Attempt // 6, vs. Arizona (11/26/24)  
 Rebounds // 6 (2x), Last: Appalachian St. (12/1/24)  
 Assists // 2, West Georgia (12/21/24)  
 Steals // 3, Samford (11/22/24)  
 Blocks // 3, at Florida (01/30/25)  
 Minutes // 20, Appalachian St. (12/1/24)

## CAREER HIGHS

Points // 10 (2x), Last: Appalachian St. (12/1/24)  
 FG Made // 4 (2x), Last: Appalachian St. (12/1/24)  
 FG Attempts // 10, Appalachian St. (12/1/24)  
 3-Pt Made // --  
 3-Pt Attempt // --  
 FT Made // 5, vs. Arizona (11/26/24)  
 FT Attempt // 6, vs. Arizona (11/26/24)  
 Rebounds // 6 (2x), Last: Appalachian St. (12/1/24)  
 Assists // 2, West Georgia (12/21/24)  
 Steals // 3, Samford (11/22/24)  
 Blocks // 3, at Florida (01/30/25)  
 Minutes // 20, Appalachian St. (12/1/24)

- Scored a career-high 10 points vs. Samford (Nov. 22) & App State (Dec. 1)
- Made her first career start vs. App State on Dec. 1 and matched her career-high in points scored with 10 pts
- Recorded a career-best 6 reb vs. Mich. State (Nov. 27) & App State (Dec. 1)
- Averaging a career-high 4.2 ppg and 3.0 rpg in 20 games in '24-25
- Scored in all but three games she has played in this season
- Appeared in 15 games as a true freshman

	SUPERLATIVES	24-25 CAREER	SUPERLATIVES	24-25 CAREER
10+ POINTS	2	2	3+ STEALS	--
15+ POINTS	--	--	2+ BLOCKS	3
20+ POINTS	--	--	DOUBLE-DOUBLES	--
30+ POINTS	--	--	LED VANDY IN PTS	--
MADE 3+ 3-PT FG	--	--	LED VANDY IN REB	1
10+ REBS	--	--	LED VANDY IN AST	--
3+ ASSISTS	--	--	LED VANDY IN STL	1
			LED VANDY IN BLK	6

## GAME-BY-GAME

DATE	OPPONENT	GS	MIN	FGM/A	FG%	3FG/A	3P%	FTM/A	FG%	OFF	DEF	TOT	AVG	PF	AST	T/O	BLK	STL	PTS	AVG
11.4.24	LIPSCOMB		11:58	3-4	.750	0-0	.000	2-5	.400	1	1	2	2.0	0	0	0	1	0	8	8.0
11.8.24	AUSTIN PEAY		16:19	2-4	.500	0-0	.000	1-2	.500	2	2	4	3.0	2	0	0	0	0	5	6.5
11.14.24	AT SOUTH FLORIDA		12:20	1-3	.333	0-0	.000	0-0	.000	3	2	5	3.7	1	0	0	0	1	2	5.0
11.17.24	BUTLER		14:11	3-5	.600	0-0	.000	0-1	.000	4	1	5	4.0	0	1	3	0	0	6	5.3
11.20.24	HAMPTON		12:33	2-2	1.000	0-0	.000	0-0	.000	0	1	1	3.4	0	1	0	0	0	4	5.0
11.22.24	SAMFORD		14:45	4-8	.500	0-0	.000	2-4	.500	2	0	2	3.2	2	0	1	1	3	10	5.8
11.26.24	VS. ARIZONA		04:01	0-0	.000	0-0	.000	5-6	.833	2	0	2	3.0	3	0	1	0	0	5	5.7
11.27.24	VS. MICHIGAN ST.		10:45	3-3	1.000	0-0	.000	0-0	.000	2	4	6	3.4	4	0	2	1	1	6	5.8
12.1.24	APPALACHIAN ST. *		20:01	4-10	.400	0-0	.000	2-2	1.000	4	2	6	3.7	2	0	0	0	0	10	6.2
12.4.24	AT MIAMI		02:11	1-1	1.000	0-0	.000	0-0	.000	0	0	0	3.3	2	0	1	0	0	2	5.8
12.14.24	EVANSVILLE		12:17	2-3	.667	0-0	.000	0-0	.000	1	3	4	3.4	1	0	0	2	2	4	5.6
12.19.24	AT DAYTON		12:09	1-1	1.000	0-0	.000	0-0	.000	1	2	3	3.3	1	0	0	0	1	2	5.3
12.21.24	WEST GEORGIA		16:07	2-4	.500	0-0	.000	4-4	1.000	3	2	5	3.5	0	2	0	2	0	8	5.5
12.29.24	ALABAMA A&M		10:24	3-4	.750	0-0	.000	0-1	.000	0	4	4	3.5	1	0	2	0	0	6	5.6
1.2.25	GEORGIA		12:02	2-3	.667	0-0	.000	0-0	.000	0	4	4	3.5	4	0	0	1	2	4	5.5
1.5.25	KENTUCKY		09:03	1-1	1.000	0-0	.000	2-4	.500	1	0	1	3.4	0	0	0	0	0	4	5.4
1.9.25	AT OLE MISS		12:10	1-1	1.000	0-0	.000	0-0	.000	0	3	3	3.4	1	1	1	0	0	2	5.2
1.13.25	AT LSU		02:55	0-0	.000	0-0	.000	0-0	.000	1	0	1	3.2	2	0	0	0	0	0	4.9
1.19.25	TENNESSEE		05:48	0-1	.000	0-0	.000	0-0	.000	2	0	2	3.2	2	0	1	0	0	0	4.6
1.23.25	ARKANSAS		12:01	1-3	.333	0-0	.000	0-0	.000	2	0	2	3.1	1	1	2	1	1	2	4.5
1.26.25	AT ALABAMA		05:49	0-2	.000	0-0	.000	0-0	.000	2	1	3	3.1	1	0	1	0	0	0	4.3
1.30.25	AT FLORIDA		17:30	1-1	1.000	0-0	.000	1-1	1.000	0	2	2	3.0	4	1	2	3	0	3	4.2
2.2.25	OLE MISS																			
2.6.25	AT TEXAS																			
2.13.25	MISSISSIPPI STATE																			
2.16.25	AT AUBURN																			
2.20.25	AT OKLAHOMA																			
2.23.25	SOUTH CAROLINA																			
2.27.25	TEXAS A&M																			
3.2.25	AT MISSOURI																			
<b>TOTAL</b>		<b>1</b>	<b>247:21</b>	<b>37-64</b>	<b>.578</b>	<b>0-0</b>	<b>.000</b>	<b>19-30</b>	<b>.633</b>	<b>33</b>	<b>34</b>	<b>67</b>	<b>3.0</b>	<b>34</b>	<b>7</b>	<b>17</b>	<b>12</b>	<b>11</b>	<b>93</b>	<b>4.2</b>

## CAREER STATS

YEAR	GP	GS	MIN	AVG	FG	FGA	PCT	3FG	3FGA	3PCT	FT	FTA	PCT	OFF	DEF	TOT	AVG	PF	FO	AST	TO	BLK	STL	PTS	AVG
2023-24	15	0	58	3.9	6	11	.545	0	0	.000	2	4	.500	4	7	11	0.7	10	0	0	3	4	0	14	0.9
2024-25	22	1	247	11.2	37	64	.578	0	0	.000	19	30	.633	33	34	67	3.0	34	0	7	17	12	11	93	4.2
<b>CAREER</b>	<b>37</b>	<b>1</b>	<b>306</b>	<b>8.3</b>	<b>43</b>	<b>75</b>	<b>.573</b>	<b>0</b>	<b>0</b>	<b>.000</b>	<b>21</b>	<b>34</b>	<b>.618</b>	<b>37</b>	<b>41</b>	<b>78</b>	<b>2.1</b>	<b>44</b>	<b>0</b>	<b>7</b>	<b>20</b>	<b>16</b>	<b>11</b>	<b>107</b>	<b>2.9</b>



# 23 IYANA MOORE

@iyanamoore\_  
 @yanam23  
 @imoore\_23

**G // 5-8 // Sr. // Milwaukee, Wis. (Blackman HS)****SEASON HIGHS**

Points // 23, at LSU (01/13/25)  
 FG Made // 7 (2x), Last: Arkansas (01/23/25)  
 FG Attempts // 20, vs. Michigan State (11/27/24)  
 3-Pt Made // 5 (2x), Last: at LSU (01/13/25)  
 3-Pt Attempt // 13, Kentucky (01/05/25)  
 FT Made // 6, at LSU (01/13/25)  
 FT Attempt // 8, at LSU (01/13/25)  
 Rebounds // 7, at Florida (01/30/25)  
 Assists // 7 (2x), Last: Alabama A&M (12/29/24)  
 Steals // 3 (2x), Last: at LSU (01/13/25)  
 Blocks // 2, Georgia (01/02/25)  
 Minutes // 40, vs. Michigan State (11/27/24)

**CAREER HIGHS**

Points // 37, at Kentucky (01/11/14)  
 FG Made // 14, at Kentucky (01/11/14)  
 FG Attempts // 21, Alabama State (12/28/21)  
 3-Pt Made // 9, Alabama State (12/28/21)  
 3-Pt Attempt // 13, Kentucky (01/05/25)  
 FT Made // 9, vs. Iowa State (11/24/23)  
 FT Attempt // 10, vs. Iowa State (11/24/23)  
 Rebounds // 9, at Missouri (02/29/24)  
 Assists // 8, at Kentucky (02/17/22)  
 Steals // 4 (4x), Last: Fairfield (11/12/23)  
 Blocks // 2, Georgia (01/02/25)  
 Minutes // 43, Alabama (02/06/22)

- Scored a season-high 23 pts at No. 5/4 LSU (Jan. 13)
- Third on the team in scoring at 14.0 ppg
- Her 1,206 pts ranks 25th in Vanderbilt history
- Became the 42nd Commodore to score 1,000 pts on Dec. 1 vs. App State
- Her career 186 made 3-point FG pts ranks 8th in Vanderbilt history

	SUPERLATIVES	24-25 CAREER	SUPERLATIVES	24-25 CAREER
10+ POINTS	17	60	3+ STEALS	2 14
15+ POINTS	10	37	2+ BLOCKS	1 1
20+ POINTS	2	15	DOUBLE-DOUBLES	-- --
30+ POINTS	--	2	LED VANDY IN PTS	1 30
MADE 3+ 3-PT FG	11	30	LED VANDY IN REB	-- --
10+ REBS	--	--	LED VANDY IN AST	4 16
3+ ASSISTS	9	40	LED VANDY IN STL	2 11
			LED VANDY IN BLK	3 7

**GAME-BY-GAME**

DATE	OPPONENT	GS	MIN	FGM/A	FG%	3FG/A	3P%	FTM/A	FG%	OFF	DEF	TOT	AVG	PF	AST	T/O	BLK	STL	PTS	AVG	
11.4.24	LIPSCOMB	*	27:18	6-12	.500	2-4	.500	1-1	1.000	3	3	6	6.0	1	1	1	0	1	15	15.0	
11.8.24	AUSTIN PEAY	*	24:23	5-8	.625	1-3	.333	5-6	.833	1	2	3	4.5	3	3	2	0	0	16	15.5	
11.14.24	AT SOUTH FLORIDA		12:04	1-3	.333	0-2	.000	0-2	.000	0	0	0	3.0	2	0	0	0	0	2	11.0	
11.17.24	BUTLER																				
11.20.24	HAMPTON	*	22:16	5-10	.500	2-7	.286	0-0	.000	0	3	3	3.0	0	1	1	0	0	12	11.3	
11.22.24	SAMFORD	*	34:08	4-10	.400	3-7	.429	0-0	.000	1	5	6	3.6	3	2	1	0	1	11	11.2	
11.26.24	VS. ARIZONA	*	37:20	1-9	.111	1-2	.500	0-0	.000	0	0	0	3.0	3	4	7	0	3	3	9.8	
11.27.24	VS. MICHIGAN ST.	*	40:00	5-20	.250	2-7	.286	5-7	.714	0	4	4	3.1	4	3	8	0	0	17	10.9	
12.1.24	APPALACHIAN ST.	*	25:43	4-11	.364	3-9	.333	2-2	1.000	0	2	2	3.0	1	2	1	0	0	13	11.1	
12.4.24	AT MIAMI	*	35:21	4-11	.364	3-6	.500	2-2	1.000	1	2	3	3.0	2	7	5	1	2	13	11.3	
12.14.24	EVANSVILLE	*	20:25	3-10	.300	1-7	.143	3-4	.750	0	1	1	2.8	4	3	0	1	0	10	11.2	
12.19.24	AT DAYTON	*	38:36	5-16	.313	4-9	.444	0-0	.000	0	3	3	2.8	2	4	3	0	1	14	11.5	
12.21.24	WEST GEORGIA	*	21:29	5-16	.313	3-9	.333	3-4	.750	1	1	2	2.8	0	0	2	0	1	16	11.8	
12.29.24	ALABAMA A&M	*	33:44	7-17	.412	2-7	.286	0-0	.000	2	2	4	2.8	1	7	2	0	1	16	12.2	
1.2.25	GEORGIA	*	35:22	5-10	.500	3-6	.500	3-3	1.000	2	1	3	2.9	3	4	2	2	0	16	12.4	
1.5.25	KENTUCKY	*	36:27	5-16	.313	5-13	.385	2-2	1.000	1	1	2	2.8	4	2	2	0	1	17	12.7	
1.9.25	AT OLE MISS	*	37:52	5-13	.385	2-7	.286	2-2	1.000	0	4	4	2.9	0	2	3	0	2	14	12.8	
1.13.25	AT LSU	*	38:32	6-10	.600	5-8	.625	6-8	.750	1	1	2	2.8	3	0	2	0	3	23	13.4	
1.19.25	TENNESSEE	*	37:57	7-16	.438	3-8	.375	0-0	.000	2	4	6	3.0	1	2	2	1	0	17	13.6	
1.23.25	ARKANSAS	*	28:05	7-12	.583	2-4	.500	2-2	1.000	0	2	2	2.9	0	0	3	0	2	18	13.8	
1.26.25	AT ALABAMA	*	38:53	3-12	.250	0-5	.000	2-2	1.000	0	0	0	2.8	2	2	2	0	1	8	13.6	
1.30.25	AT FLORIDA	*	32:05	8-16	.500	3-7	.429	3-4	.750	3	4	7	3.0	5	6	5	0	1	22	14.0	
2.2.25	OLE MISS																				
2.6.25	AT TEXAS																				
2.13.25	MISSISSIPPI STATE																				
2.16.25	AT AUBURN																				
2.20.25	AT OKLAHOMA																				
2.23.25	SOUTH CAROLINA																				
2.27.25	TEXAS A&M																				
3.2.25	AT MISSOURI																				
<b>TOTAL</b>			<b>20</b>	<b>658</b>	<b>00101-258</b>	<b>.391</b>	<b>50-137</b>	<b>.365</b>	<b>41-51</b>	<b>.804</b>	<b>18</b>	<b>45</b>	<b>63</b>	<b>3.0</b>	<b>44</b>	<b>55</b>	<b>54</b>	<b>5</b>	<b>20</b>	<b>293</b>	<b>14.0</b>

**CAREER STATS**

YEAR	GP	GS	MIN	AVG	FG	FGA	PCT	3FG	3FGA	3PCT	FT	FTA	PCT	OFF	DEF	TOT	AVG	PF	FO	AST	TO	BLK	STL	PTS	AVG	
2021-22	35	17	1136	32.5	148	396	.374	79	207	.382	69	86	.802	32	71	103	2.9	67	1	89	99	6	55	444	12.7	
2022-23	MISSED SEASON DUE TO INJURY																									
2023-24	33	33	1089	33.0	151	399	.378	57	171	.333	110	133	.827	32	83	115	3.5	81	0	91	83	3	45	469	14.2	
2024-25	21	20	658	31.3	101	258	.391	50	137	.365	41	51	.804	18	45	63	3.0	44	1	55	54	5	20	293	14.0	
<b>TOTAL</b>	<b>89</b>	<b>70</b>	<b>2884</b>	<b>32.4</b>	<b>400</b>	<b>1053</b>	<b>.380</b>	<b>186</b>	<b>515</b>	<b>.361</b>	<b>220</b>	<b>270</b>	<b>.815</b>	<b>82</b>	<b>199</b>	<b>281</b>	<b>3.2</b>	<b>192</b>	<b>2</b>	<b>235</b>	<b>236</b>	<b>14</b>	<b>120</b>	<b>1206</b>	<b>13.6</b>	





# 24 AGA MAKURAT

@a.makurat24

G // 6-3 // So. // Sierakowice, Poland (Sopocka Akademia Tenisowa)

## SEASON HIGHS

Points // 10, App State (12/1/24)  
 FG Made // 4, App State (12/1/24)  
 FG Attempts // 8 (2x), Last: App State (12/1/24)  
 3-Pt Made // 2 (3x), Last: Alabama A&M (12/29/24)  
 3-Pt Attempt // 6, at South Florida (11/14/24)  
 FT Made // 1, App State (12/1/24)  
 FT Attempt // 1, App State (12/1/24)  
 Rebounds // 5 (2x), Last: West Georgia (12/21/24)  
 Assists // 3, App State (12/1/24)  
 Steals // 1 (3x), Last: Alabama A&M (12/29/24)  
 Blocks // 2 (2x), Last: Hampton (11/20/24)  
 Minutes // 20, App State (12/1/24)

## CAREER HIGHS

Points // 18 (2x), Last: at South Carolina (01/28/24)  
 FG Made // 6, at South Carolina (01/28/24)  
 FG Attempts // 9 (3x), Last: at South Carolina (01/28/24)  
 3-Pt Made // 5, Western Kentucky (11/15/23)  
 3-Pt Attempt // 7 (2x), Last: at South Carolina (01/28/24)  
 FT Made // 3, Western Kentucky (11/15/23)  
 FT Attempt // 4, Western Kentucky (11/15/23)  
 Rebounds // 7, at South Carolina (01/28/24)  
 Assists // 3 (3x), Last: App State (12/1/24)  
 Steals // 2, Kennesaw State (11/06/23)  
 Blocks // 3, Florida (01/07/24)  
 Minutes // 24, at South Carolina (01/28/24)

- Scored a season-high 10 pts vs. App State (Dec. 1)
- Played in 11 games off the bench this season
- Appeared in 44 games and made three starts at Vanderbilt
- Shot 32.2% from behind the arc in '23-24
- Led the Commodores in scoring twice in '23-24

	24-25 CAREER		24-25 CAREER	
10+ POINTS	1	4	3+ STEALS	--
15+ POINTS	--	2	2+ BLOCKS	2
20+ POINTS	--	--	DOUBLE-DOUBLES	--
30+ POINTS	--	--	LED VANDY IN PTS	2
MADE 3+ 3-PT FG	--	3	LED VANDY IN REB	1
10+ REBS	--	--	LED VANDY IN AST	--
3+ ASSISTS	1	3	LED VANDY IN STL	--
			LED VANDY IN BLK	7

## GAME-BY-GAME

DATE	OPPONENT	GS	MIN	FGM/A	FG%	3FG/A	3P%	FTM/A	FG%	OFF	DEF	TOT	AVG	PF	AST	T/O	BLK	STL	PTS	AVG
11.4.24	LIPSCOMB		18:13	1-8	.125	1-5	.200	0-0	.000	1	3	4	4.0	1	0	1	0	0	3	3.0
11.8.24	AUSTIN PEAY		17:21	2-5	.400	2-5	.400	0-0	.000	0	4	4	4.0	1	2	1	2	0	6	4.5
11.14.24	AT SOUTH FLORIDA		14:16	1-7	.143	0-6	.000	0-0	.000	1	1	2	3.3	0	0	0	0	0	2	3.7
11.17.24	BUTLER		07:12	1-2	.500	1-1	1.000	0-0	.000	0	0	0	2.5	1	1	1	0	1	3	3.5
11.20.24	HAMPTON		16:30	2-5	.400	2-5	.400	0-0	.000	1	4	5	3.0	0	1	0	2	0	6	4.0
11.22.24	SAMFORD		04:02	0-2	.000	0-1	.000	0-0	.000	0	1	1	2.7	0	0	1	0	0	0	3.3
11.26.24	VS. ARIZONA																			
11.27.24	VS. MICHIGAN ST.																			
12.1.24	APPALACHIAN ST.		19:47	4-8	.500	1-4	.250	1-1	1.000	1	3	4	2.9	0	3	1	0	1	10	4.3
12.4.24	AT MIAMI																			
12.14.24	EVANSVILLE		07:45	0-3	.000	0-3	.000	0-0	.000	0	2	2	2.8	0	0	1	0	0	0	3.8
12.19.24	AT DAYTON																			
12.21.24	WEST GEORGIA		16:42	0-4	.000	0-4	.000	0-0	.000	3	2	5	3.0	0	2	1	1	0	0	3.3
12.29.24	ALABAMA A&M		07:14	3-4	.750	2-3	.667	0-0	.000	0	0	0	2.7	0	0	0	0	1	8	3.8
1.2.25	GEORGIA																			
1.5.25	KENTUCKY																			
1.9.25	AT OLE MISS																			
1.13.25	AT LSU																			
1.19.25	TENNESSEE																			
1.23.25	ARKANSAS		02:55	0-1	.000	0-1	.000	0-0	.000	0	0	0	2.5	0	1	0	0	0	0	3.5
1.26.25	AT ALABAMA																			
1.30.25	AT FLORIDA																			
2.2.25	OLE MISS																			
2.6.25	AT TEXAS																			
2.13.25	MISSISSIPPI STATE																			
2.16.25	AT AUBURN																			
2.20.25	AT OKLAHOMA																			
2.23.25	SOUTH CAROLINA																			
2.27.25	TEXAS A&M																			
3.2.25	AT MISSOURI																			
<b>TOTAL</b>		<b>0</b>	<b>131:58</b>	<b>14-49</b>	<b>.286</b>	<b>9-38</b>	<b>.237</b>	<b>1-1</b>	<b>1.000</b>	<b>7</b>	<b>20</b>	<b>27</b>	<b>2.5</b>	<b>3</b>	<b>10</b>	<b>7</b>	<b>5</b>	<b>3</b>	<b>38</b>	<b>3.5</b>

## CAREER STATS

YEAR	GP	GS	MIN	AVG	FG	FGA	PCT	3FG	3FGA	3PCT	FT	FTA	PCT	OFF	DEF	TOT	AVG	PF	FO	AST	TO	BLK	STL	PTS	AVG
2023-24	33	3	469	14.2	44	129	.341	29	90	.322	11	14	.786	12	37	49	1.5	29	0	19	32	13	10	128	3.9
2024-25	11	0	132	12.0	14	49	.286	9	38	.237	1	1	1.000	7	20	27	2.5	3	0	10	7	5	3	38	3.5
<b>CAREER</b>	<b>44</b>	<b>3</b>	<b>601</b>	<b>13.7</b>	<b>58</b>	<b>178</b>	<b>.326</b>	<b>38</b>	<b>128</b>	<b>.297</b>	<b>12</b>	<b>15</b>	<b>.800</b>	<b>19</b>	<b>57</b>	<b>76</b>	<b>1.7</b>	<b>32</b>	<b>0</b>	<b>29</b>	<b>39</b>	<b>18</b>	<b>13</b>	<b>166</b>	<b>3.8</b>





# 30 TRINITY WILSON

@trinityy.wilsonn  
@trinitywilson\_bts  
@TrinityWilson30

F // 6-3 // Fr. // Lakeville, Minn. (Lakeville North HS)

### SEASON HIGHS

Points // 6, West Georgia (12/21/24)  
FG Made // 3, West Georgia (12/21/24)  
FG Attempts // 5, West Georgia (12/21/24)  
3-Pt Made // --  
3-Pt Attempt // --  
FT Made // 1, App State (12/1/24)  
FT Attempt // 2, Austin Peay (11/8/24)  
Rebounds // 5 (2x), Last: Austin Peay (11/8/24)  
Assists // 1 (5x), Last: Alabama A&M (12/29/24)  
Steals // --  
Blocks // 1 (2x), Last: West Georgia (12/21/24)  
Minutes // 11, Lipscomb (11/4/24)

### CAREER HIGHS

Points // 6, West Georgia (12/21/24)  
FG Made // 3, West Georgia (12/21/24)  
FG Attempts // 5, West Georgia (12/21/24)  
3-Pt Made // --  
3-Pt Attempt // --  
FT Made // 1, App State (12/1/24)  
FT Attempt // 2, Austin Peay (11/8/24)  
Rebounds // 5 (2x), Last: Austin Peay (11/8/24)  
Assists // 1 (5x), Last: Alabama A&M (12/29/24)  
Steals // --  
Blocks // 1 (2x), Last: West Georgia (12/21/24)  
Minutes // 11, Lipscomb (11/4/24)

- Played in 10 games this season
- Pulled down 5 reb and scored 2 pts in her debut vs. Lipscomb (11/4/24)
- Scored a career-high 6 points vs. West Georgia on 12.21
- Ranked the fifth-best player in Minnesota according to PrepGirlsHoops.com
- Collected over 1,000 pts and 1,000 reb during her prep career
- All-state honorable mention ('23)

SUPERLATIVES	24-25 CAREER	SUPERLATIVES	24-25 CAREER
10+ POINTS	-- --	3+ STEALS	-- --
15+ POINTS	-- --	2+ BLOCKS	-- --
20+ POINTS	-- --	DOUBLE-DOUBLES	-- --
30+ POINTS	-- --	LED VANDY IN PTS	-- --
MADE 3+ 3-PT FG	-- --	LED VANDY IN REB	-- --
10+ REBS	-- --	LED VANDY IN AST	-- --
3+ ASSISTS	-- --	LED VANDY IN STL	-- --
		LED VANDY IN BLK	-- --

### GAME-BY-GAME

DATE	OPPONENT	GS	MIN	FGM/A	FG%	3FG/A	3P%	FTM/A	FG%	OFF	DEF	TOT	AVG	PF	AST	T/O	BLK	STL	PTS	AVG
11.4.24	LIPSCOMB		10:31	1-4	.250	0-0	.000	0-0	.000	2	3	5	5.0	1	1	1	0	0	2	2.0
11.8.24	AUSTIN PEAY		05:09	2-4	.500	0-0	.000	0-2	.000	2	3	5	5.0	1	0	0	0	0	4	3.0
11.14.24	AT SOUTH FLORIDA																			
11.17.24	BUTLER		02:31	0-0	.000	0-0	.000	0-0	.000	0	0	0	3.3	0	0	0	0	0	0	2.0
11.20.24	HAMPTON		03:57	0-1	.000	0-0	.000	0-0	.000	0	0	0	2.5	0	1	0	1	0	0	1.5
11.22.24	SAMFORD																			
11.26.24	VS. ARIZONA																			
11.27.24	VS. MICHIGAN ST.																			
12.1.24	APPALACHIAN ST.		08:30	1-4	.250	0-0	.000	1-1	1.000	0	0	0	2.0	0	1	0	0	0	3	1.8
12.4.24	AT MIAMI																			
12.14.24	EVANSVILLE		02:48	1-3	.333	0-0	.000	0-0	.000	1	1	2	2.0	0	0	0	0	0	2	1.8
12.19.24	AT DAYTON																			
12.21.24	WEST GEORGIA		06:43	3-5	.600	0-0	.000	0-0	.000	0	2	2	2.0	0	1	1	1	0	6	2.4
12.29.24	ALABAMA A&M		01:51	0-0	.000	0-0	.000	0-0	.000	0	0	0	1.8	0	1	0	0	0	0	2.1
1.2.25	GEORGIA																			
1.5.25	KENTUCKY																			
1.9.25	AT OLE MISS		02:40	0-0	.000	0-0	.000	0-0	.000	0	0	0	1.6	1	0	1	0	0	0	1.9
1.13.25	AT LSU																			
1.19.25	TENNESSEE																			
1.23.25	ARKANSAS		02:55	0-0	.000	0-0	.000	0-0	.000	0	0	0	1.4	1	0	0	0	0	0	1.7
1.26.25	AT ALABAMA																			
1.30.25	AT FLORIDA																			
2.2.25	OLE MISS																			
2.6.25	AT TEXAS																			
2.13.25	MISSISSIPPI STATE																			
2.16.25	AT AUBURN																			
2.20.25	AT OKLAHOMA																			
2.23.25	SOUTH CAROLINA																			
2.27.25	TEXAS A&M																			
3.2.25	AT MISSOURI																			
<b>TOTAL</b>		<b>0</b>	<b>47:35</b>	<b>8-21</b>	<b>.381</b>	<b>0-0</b>	<b>.000</b>	<b>1-3</b>	<b>.333</b>	<b>5</b>	<b>9</b>	<b>14</b>	<b>1.4</b>	<b>4</b>	<b>5</b>	<b>3</b>	<b>2</b>	<b>0</b>	<b>17</b>	<b>1.7</b>

### CAREER STATS

YEAR	GP	GS	MIN	AVG	FG	FGA	PCT	3FG	3FGA	3PCT	FT	FTA	PCT	OFF	DEF	TOT	AVG	PF	FO	AST	TO	BLK	STL	PTS	AVG
2024-25	10	0	48	4.8	8	21	.381	0	0	.000	1	3	.333	5	9	14	1.4	4	0	5	3	2	0	17	1.7
<b>CAREER</b>	<b>10</b>	<b>0</b>	<b>48</b>	<b>4.8</b>	<b>8</b>	<b>21</b>	<b>.381</b>	<b>0</b>	<b>0</b>	<b>.000</b>	<b>1</b>	<b>3</b>	<b>.333</b>	<b>5</b>	<b>9</b>	<b>14</b>	<b>1.4</b>	<b>4</b>	<b>0</b>	<b>5</b>	<b>3</b>	<b>2</b>	<b>0</b>	<b>17</b>	<b>1.7</b>



# 35 SACHA WASHINGTON

@sacha\_washington  
@sacha\_washington  
@sachaw33

F // 6-2 // Sr. // Lawrenceville, Ga. (Collins Hill HS)

## SEASON HIGHS

Points // --  
FG Made // --  
FG Attempts // --  
3-Pt Made // --  
3-Pt Attempt // --  
FT Made // --  
FT Attempt // --  
Rebounds // --  
Assists // --  
Steals // --  
Blocks // --  
Minutes // --

## CAREER HIGHS

Points // 33, Louisiana Tech (12/03/23)  
FG Made // 15, Louisiana Tech (12/03/23)  
FG Attempts // 20, Louisiana Tech (12/03/23)  
3-Pt Made // --  
3-Pt Attempt // 1, Lipscomb (12/18/22)  
FT Made // 10, Fairfield (11/12/23)  
FT Attempt // 16, Fairfield (11/12/23)  
Rebounds // 17, Fairfield (11/12/23)  
Assists // 7, Fairfield (11/12/23)  
Steals // 8, Louisiana Tech (12/03/23)  
Blocks // 6, Dayton (12/20/23)  
Minutes // 40, vs. Florida (03/07/24)

- Utilizing Medical Redshirt in '24-25
- Preseason Cheryl Miller Award Watch List ('25)
- Appeared in 99 games and made 72 starts in three seasons at Vanderbilt
- Averaged a career-best 12.1 ppg as a junior
- Led the team with 8 double-doubles in '23-24
- Led Vandy with 7.9 rpg in '23-24
- All-SEC freshman team ('22)

SUPERLATIVES	24-25 CAREER	SUPERLATIVES	24-25 CAREER
10+ POINTS	-- 48	3+ STEALS	-- 9
15+ POINTS	-- 20	2+ BLOCKS	-- 28
20+ POINTS	-- 6	DOUBLE-DOUBLES	-- 22
30+ POINTS	-- 1	LED VANDY IN PTS	-- 13
MADE 3+ 3-PT FG	-- --	LED VANDY IN REB	-- 53
10+ REBS	-- 24	LED VANDY IN AST	-- 5
3+ ASSISTS	-- 8	LED VANDY IN STL	-- 5
		LED VANDY IN BLK	-- 54

## GAME-BY-GAME

DATE	OPPONENT	GS	MIN	FGM/A	FG%	3FG/A	3P%	FTM/A	FG%	OFF	DEF	TOT	AVG	PF	AST	T/O	BLK	STL	PTS	AVG	
11.4.24	LIPSCOMB																				
11.8.24	AUSTIN PEAY																				
11.14.24	AT SOUTH FLORIDA																				
11.17.24	BUTLER																				
11.20.24	HAMPTON																				
11.22.24	SAMFORD																				
11.26.24	VS. ARIZONA																				
11.27.24	VS. MICHIGAN ST.																				
12.1.24	APPALACHIAN ST.																				
12.4.24	AT MIAMI																				
12.14.24	EVANSVILLE																				
12.19.24	AT DAYTON																				
12.21.24	WEST GEORGIA																				
12.29.24	ALABAMA A&M																				
1.2.25	GEORGIA																				
1.5.25	KENTUCKY																				
1.9.25	AT OLE MISS																				
1.13.25	AT LSU																				
1.19.25	TENNESSEE																				
1.23.25	ARKANSAS																				
1.26.25	AT ALABAMA																				
1.30.25	AT FLORIDA																				
2.2.25	OLE MISS																				
2.6.25	AT TEXAS																				
2.13.25	MISSISSIPPI STATE																				
2.16.25	AT AUBURN																				
2.20.25	AT OKLAHOMA																				
2.23.25	SOUTH CAROLINA																				
2.27.25	TEXAS A&M																				
3.2.25	AT MISSOURI																				
<b>TOTAL</b>		<b>0</b>	<b>00.00</b>	<b>0-0</b>	<b>.000</b>	<b>0-0</b>	<b>.000</b>	<b>0-0</b>	<b>.000</b>	<b>0</b>	<b>0</b>	<b>0</b>	<b>0.0</b>	<b>0</b>	<b>0</b>	<b>0</b>	<b>0</b>	<b>0</b>	<b>0</b>	<b>0</b>	<b>0.0</b>

## CAREER STATS

YEAR	GP	GS	MIN	AVG	FG	FGA	PCT	3FG	3FGA	3PCT	FT	FTA	PCT	OFF	DEF	TOT	AVG	PF	FO	AST	TO	BLK	STL	PTS	AVG
2021-22	35	8	708	20.2	104	224	.464	0	0	.000	58	85	.682	113	117	230	6.6	87	2	26	57	19	26	266	7.6
2022-23	31	31	798	25.7	136	294	.463	0	1	.000	72	114	.632	91	137	228	7.4	87	5	35	67	45	25	344	11.1
2023-24	33	33	959	29.1	163	310	.526	0	0	.000	72	117	.615	118	144	262	7.9	91	4	44	90	44	52	398	12.1
2024-25	--	--	--	--	--	--	--	--	--	--	--	--	--	--	--	--	--	--	--	--	--	--	--	--	--
<b>CAREER</b>	<b>99</b>	<b>72</b>	<b>2465</b>	<b>24.9</b>	<b>403</b>	<b>828</b>	<b>.487</b>	<b>0</b>	<b>1</b>	<b>.000</b>	<b>202</b>	<b>316</b>	<b>.639</b>	<b>322</b>	<b>398</b>	<b>720</b>	<b>7.3</b>	<b>265</b>	<b>11</b>	<b>105</b>	<b>214</b>	<b>108</b>	<b>103</b>	<b>1008</b>	<b>10.2</b>





GAME RECAPS

GAME 4 Vanderbilt vs. Butler

Scoreboard for Game 4: Vanderbilt vs. Butler. Final score 81-52. Box score table showing player stats.

DATE Nov. 17, 2024 SITE Memorial Gymnasium (Nashville, Tenn.)

TIPOFF 2:00 p.m. END 3:45 p.m. ELAPSED 1:45  
ATTENDANCE 2,615

DORES CAGE BULLDOGS

NASHVILLE, Tenn. – The duo of freshman Mikayla Blakes and sophomore Khamil Pierre sparked the Vanderbilt women's basketball team to an 81-52 win over Butler on Sunday to kick off a three-game homestand at Memorial Gymnasium.

The Commodore underclassmen outscored Butler by a point, as they combined to register 53 points against the Bulldogs. Blakes registered a career-high 29 points in Sunday's win, while Pierre chipped in 24 points. They are the first set of Vandy women's basketball players to score 20 points in a game since Jan. 7, 2024, when Jordyn Cambridge (24 points) and Iyana Moore (20 points) accomplished the feat against Florida at Memorial Gym.

The win improves Vanderbilt to 4-0 on the year, as the Dores handed the Bulldogs, who are now 3-1, their first loss of the 2024-25 campaign.

Blakes' 29-point performance against Butler is tied for the fifth-most points scored by a Vanderbilt freshman in a game. She matches with Kady Schrum (vs. LSU, Jan. 29, 2012), Barbara Brackman (vs. Duke, March 13, 1982), and Harriet Brumfield (at Delta State, Feb. 20, 1982, and vs. Northwestern, Nov. 27, 1981). Blakes also extends her double-digit scoring streak to four games to open her Vanderbilt career.

Pierre had a 24-point performance to extend her double-digit scoring streak to seven games dating back to last season. The G-2 forward pulled down a game-high eight rebounds, bringing her three-game double-double streak to an end. It is the third time in Pierre's collegiate career that she has scored 20 or more points in a game. She also collected a game-best four steals against the Bulldogs.

The Commodores shot 50.9 percent from the field on Sunday while limiting Butler to a 38.3 percent success rate from the floor. The Dores hit a season-high eight 3-pointers in the win and held a 33-25 edge on the glass. Vandy forced Butler into 30 turnovers, which turned into 41 points for the Commodores.

BOX SCORE

Box score for Game 4: Vanderbilt vs. Butler. Detailed player statistics including FG, 3PT, REB, and PTS.

Box score for Game 4 (continued). Technical fouls, shooting percentages, and team statistics.

Summary statistics for Game 4. Points from Butler/Vandy, Turnovers, Points, Lead Changes, Second Chance, Fast Breaks, and Bench.

INDIVIDUAL LEADERS

Individual Leaders for Game 4. Points: Mikayla Blakes - 29 pts, Khamil Pierre - 24 pts. Rebounds: Khamil Pierre - 8 reb, Justine Pissott - 6 reb. Assists: Jordyn Oliver - 6 ast, Khamil Pierre - 3 ast. Steals: Khamil Pierre - 4 stl, Three tied with 3 stl. Blocks: L. Kapinus/J. Nwabia - 1 blk, No Blocks.

GAME 5 Vanderbilt vs. Hampton

Scoreboard for Game 5: Vanderbilt vs. Hampton. Final score 94-45. Box score table showing player stats.

DATE Nov. 20, 2024 SITE Memorial Gymnasium (Nashville, Tenn.)

TIPOFF 6:30 p.m. END 8:11 p.m. ELAPSED 1:41  
ATTENDANCE 2,353

DORES SINK LADY PIRATES

NASHVILLE, Tenn. – The Vanderbilt women's basketball team rolled to a 94-45 victory over Hampton Wednesday night at Memorial Gymnasium, as the Commodores remain perfect at 5-0 to open the 2024-25 season.

With the win, Vanderbilt improves to 5-0 for the third year in a row. It marks the first time in program history that the Dores have opened three consecutive seasons at 5-0. The loss drops Hampton to 1-3 overall this season.

The Commodores got off to a slow start but used a 5-17 run between the second and third quarters that broke a 23-23 tie and gave Vandy a 44-30 advantage. The Dores held the Lady Pirates scoreless for 7:05 of game time and rolled off 26-straight points during the stretch to post its longest-scoring run of the season. It is also the second time that Vanderbilt has scored 20-plus points in a row this season, as the Commodores put up 24-straight points against Austin Peay on Nov. 8.

Freshman Mikayla Blakes turned in another spectacular performance. She scored a game-high 22 points and dished out a career-best eight assists to go along with three steals. Blakes, who was named the SEC Freshman of the Week for the first time in her career earlier this week, is the only Commodore since at least 2009-10 to register at least 15-plus points and two or more steals in each of their first five games at Vanderbilt.

Sophomore Khamil Pierre collected her fourth double-double of the season with a 15-point, 12-rebound effort against the Lady Pirates. The 6-2 forward was one of four double-digit scorers for the Commodores in Wednesday's victory. Senior Iyana Moore returned from a one-game absence and scored 12 points, going 5-of-10 from the floor. Sophomore Madison Greene chipped in 11 points off the bench after starting in the last two games in Moore's place. Greene has now scored double-digit points in all three games she has come off the bench this season.

Vanderbilt shot 54.3 percent from the field. It is the third time that the Commodores have shot over 50 percent from the floor in 2024-25. The Dores held Hampton to 36.7 percent from the floor and allowed a season-low three three-point fields. Vandy forced HU into 24 turnovers, which the Commodores turned into 36 points.

BOX SCORE

Box score for Game 5: Vanderbilt vs. Hampton. Detailed player statistics.

Box score for Game 5 (continued). Technical fouls, shooting percentages, and team statistics.

Summary statistics for Game 5. Points from Hampton/Vandy, Turnovers, Points, Lead Changes, Second Chance, Fast Breaks, and Bench.

INDIVIDUAL LEADERS

Individual Leaders for Game 5. Points: Mikayla Blakes - 22 pts, Khamil Pierre - 15 pts. Rebounds: Khamil Pierre - 12 reb, Aga Makurat - 5 reb. Assists: Mikayla Blakes - 8 ast, Leilani Kapinus - 5 ast. Steals: M. Blakes/K. Pierre - 3 stl, Leilani Kapinus - 2 stl. Blocks: Jane Nwabia - 3 blk, Aga Makurat - 2 blk.

GAME 6 Vanderbilt vs. Samford

Scoreboard for Game 6: Vanderbilt vs. Samford. Final score 104-59. Box score table showing player stats.

DATE Nov. 22, 2024 SITE Memorial Gymnasium (Nashville, Tenn.)

TIPOFF 6:30 p.m. END 8:27 p.m. ELAPSED 1:56  
ATTENDANCE 2,524

REMAINING PERFECT

NASHVILLE, Tenn. – The Vanderbilt women's basketball registered 100-plus points for the second time this season, as the Commodores posted a 104-59 win over Samford Friday at Memorial Gymnasium to close out a three-game homestand.

Vandy got a pair of double-doubles from sophomore Khamil Pierre and graduate student Leilani Kapinus in the win over the Bulldogs. The duo were among six Commodores to score double figures on Friday. They are the first set of Commodore teammates to post a double-double in the same game since March 7, 2024, when Pierre (16 points, 15 rebounds) and Sacha Washington (10 points, 11 rebounds) accomplished the feat against Florida in the first round of the 2024 SEC Tournament.

With the win, Vanderbilt improves to 6-0 for the second-straight season, while Samford falls to 2-5. It is the first time since the 2003-04 and 2004-05 campaigns that the Commodores have started back-to-back seasons with six-straight victories.

Pierre registered a game-high 21 points and pulled down a team-best 12 rebounds. She now has five double-doubles this season, which is tied for the most in all of NCAA Division I. The 6-2 forward went 10-of-16 from the floor and added four steals to her stat line against the Bulldogs.

Kapinus posted her first double-double at Vanderbilt with an 11-point, 10-rebound effort off the bench. It is Kapinus' 13th career double-double, while she is the first Dore to record a double-double off the bench since Pierre's 17-point, 10-rebound performance vs. Auburn on Jan. 18, 2024.

The duo were two of six Commodores to score double-digit points in Friday's victory. Sophomore Madison Greene tallied a season-high 16 points off the bench and went 7-of-9 from the field. Greene registered a career-high six assists against the Bulldogs. Freshman Mikayla Blakes collected 14 points to extend her double-digit streak to six games to open her Vandy career and dished out five assists.

Senior Iyana Moore matched Kapinus with 11 points. Sophomore Aiyana Mitchell scored double figures for the first time in her Vandy career with a 10-point outing against Samford.

The Commodore offense was humming once again against Samford, as the Dores scored 104 points for the second time this season. The first came in the 102-50 season-opening victory over Lipscomb on Nov. 4. It is the first time since 2010-11 that Vanderbilt has scored 100-plus points in multiple games in a single campaign.

Vandy shot 50.6 percent from the field, as the Dores have now posted a shooting percentage of 50 percent or higher in each of their last three games. Vandy forced Samford into 22 turnovers, which turned into 24 points. The Commodores used their size advantage over the Bulldogs throughout the night, as Vanderbilt outscored its opponent 60-22 in points in the paint. Vandy also tallied a season-high 43 points off the bench in the win.

BOX SCORE

Box score for Game 6: Vanderbilt vs. Samford. Detailed player statistics.

Box score for Game 6 (continued). Technical fouls, shooting percentages, and team statistics.

Summary statistics for Game 6. Points from Samford/Vandy, Turnovers, Points, Lead Changes, Second Chance, Fast Breaks, and Bench.

INDIVIDUAL LEADERS

Individual Leaders for Game 6. Points: Khamil Pierre - 21 pts, Madison Greene - 16 pts. Rebounds: Khamil Pierre - 12 reb, Leilani Kapinus - 10 reb. Assists: Madison Greene - 6 ast, Leilani Kapinus - 6 ast. Steals: L. Kapinus/K. Pierre - 4 stl, Aiyana Mitchell - 3 stl. Blocks: Three tied with 3 blk, Emily Bowman - 2 blk.







GAME RECAPS

GAME 13 Vanderbilt vs. West Georgia

Scoreboard for Game 13: West Georgia vs Vanderbilt. Final score 68-103.

DATE Dec. 21, 2024 SITE Memorial Gymnasium (Nashville, Tenn.)

TIPOFF 11:00 a.m. END 12:43 p.m. ELAPSED 1:43 ATTENDANCE 2,634

DORES OUTRUN WOLVES

NASHVILLE, Tenn. - The Vanderbilt women's basketball team broke the 100-point plateau for the fourth time this season as the Commodores collected a 103-68 win over West Georgia on Saturday afternoon at Memorial Gymnasium.

The Commodores got a 20-plus point performance from freshman Mikayla Blakes and sophomore Khamil Pierre for the sixth time this season. Blakes registered a game-high 24 points to extend her double-digit scoring streak to 13 games to begin her Vanderbilt career. Meanwhile, Pierre registered her fourth-straight double-double, 10th overall this season.

With the victory, Vanderbilt improves to 12-1 on the year, while West Georgia falls to 5-5. The Dores have now won 19-straight home games against nonconference teams dating back to the 2022-23 campaign. The Commodores led from start to finish against the Wolves, as Vandy collected its ninth-straight victory overall at Memorial Gymnasium. Additionally, it is Vanderbilt's sixth victory of 35 or more points during the 2024-25 campaign.

Senior Iyana Moore registered 16 points to extend her double-digit scoring streak to six games. Moore's performance against West Georgia moved her to No. 34 on Vanderbilt's all-time scoring list, as she now has 1,055 career points, one point away from moving into 33rd on the list. Graduate student Leilani Kapinus rounded out a quartet of double-digit scorers for the Commodores, scoring 10 points off the bench.

The Dores shot 48.8 percent from the field while limiting West Georgia to a 36.8 percent clip in field goal percentage. Vanderbilt forced 26 turnovers and collected 17 steals in the win, as the Commodores outreasted UWG, 37-16, in points off turnovers. Vandy has now collected 16 or more steals in each of its last three contests.

BOX SCORE

Box score for Game 13: West Georgia vs Vanderbilt. Includes stats for players like Destiny Jones, Mikayla Blakes, and Iyana Moore.

Box score for Game 13: Vanderbilt vs West Georgia. Includes stats for players like Khamil Pierre, Jordyn Oliver, and Iyana Moore.

Summary statistics for Game 13, including points from turnovers and lead changes.

INDIVIDUAL LEADERS

Table listing individual leaders in points, rebounds, assists, steals, and blocks for Game 13.

GAME 14 Vanderbilt vs. Alabama A&M

Scoreboard for Game 14: Alabama A&M vs Vanderbilt. Final score 64-93.

DATE Dec. 29, 2024 SITE Memorial Gymnasium (Nashville, Tenn.)

TIPOFF 11:00 a.m. END 12:53 p.m. ELAPSED 1:53 ATTENDANCE 3,061

DORES TAME BULLDOGS

NASHVILLE, Tenn. - The Commodores closed the 2024 calendar year with a resounding 93-64 victory over Alabama A&M at Memorial Gymnasium to end the nonconference portion of the 2024-25 season.

The win over the Bulldogs marked Vanderbilt's 20-straight home victory over a nonconference opponent, a streak that started during the 2022-23 season. The Commodores are now 33-3 against non-SEC teams at Memorial Gymnasium under head coach Shea Ralph.

The Commodores ended the nonconference portion of its schedule at 13-1 for the second-straight season. Vanderbilt heads into SEC play with a program record 13 wins for the second time in as many years. Additionally, the Dores have opened back-to-back campaigns at 13-1 or better for the first time in program history, as the 2023-24 team also opened at 16-1.

Sophomore Khamil Pierre extended her double-digit scoring streak to 16 games with a 29-point effort against the Bulldogs. Pierre's streak is the longest for a Commodore since 2013-14, when Christina Foggie registered double-digit points in 19-straight games. Pierre's 16-straight games with 10 or more points are tied for the seventh-longest double-digit scoring streak by a Dore since 1999-00. It is also Pierre's ninth game with 20-plus points this season.

Senior Iyana Moore extended her season-long double-digit scoring streak to seven games with a 16-point effort. Moore added a season-best seven assists to her stat line as, alongside A&M. She was one of two Commodores to collect seven or more assists on Sunday, as graduate student Jordyn Oliver dished out a season-high eight assists.

Sophomore Madison Greene registered 12 points in a reserve role. It is Greene's sixth game with 10 or more points off the bench this season, while it is her seventh double-digit scoring performance overall this year. Greene also added a career-high rebound in Sunday's victory.

The Commodores shot 56.3 percent from the field against Alabama A&M. It is the sixth time this season that the Dores have posted a field goal percentage higher than 50 percent. Vanderbilt collected 13 steals, marking the fourth-straight game Vandy has posted 10 or more steals.

BOX SCORE

Box score for Game 14: Alabama A&M vs Vanderbilt. Includes stats for players like Alissa Wilson, Jordan Harris-Smith, and Jordyn Oliver.

Box score for Game 14: Vanderbilt vs Alabama A&M. Includes stats for players like Khamil Pierre, Jordyn Oliver, and Iyana Moore.

Summary statistics for Game 14, including points from turnovers and lead changes.

INDIVIDUAL LEADERS

Table listing individual leaders in points, rebounds, assists, steals, and blocks for Game 14.

GAME 15 Vanderbilt vs. Georgia

Scoreboard for Game 15: Georgia vs Vanderbilt. Final score 82-108.

DATE Jan. 2, 2025 SITE Memorial Gymnasium (Nashville, Tenn.)

TIPOFF 6:30 p.m. END 8:30 p.m. ELAPSED 2:00 ATTENDANCE 3,120

RECORD NIGHT AGAINST GEORGIA

NASHVILLE, Tenn. - Mikayla Blakes set the Vanderbilt women's basketball freshman record for most points scored in a game, as the guard registered 36 points in a 108-82 victory over Georgia to open SEC play.

Blakes broke the program's freshman single-game scoring record with her 36-point performance against the Lady Bulldogs. The previous record stood for over 42 years, set by Barbara Brackman's 34 points against Tennessee on Feb. 26, 1982, during the first season that the NCAA sponsored women's basketball. Blakes' 36 points against Georgia are the most points scored by a collegiate women's basketball freshman at the NCAA Division I level this season.

With the win, Vanderbilt improves to 1-0 in SEC play, as the Dores win their conference opener in back-to-back seasons for the first time since the 2012-13 and 2013-14 campaigns. The Commodores also move to 14-1 overall on the year, as Vanderbilt has won 14 of its first 15 games to open back-to-back seasons for the first time in school history. The victory over Georgia pushes Vanderbilt's home winning streak to 11 games dating back to last season.

Blakes returned to the double-figure scoring column after a one-game absence, as she registered her first game scoring 30 or more points at the collegiate level. The guard also set the school record for the most games with 20-plus points as a freshman, as Blakes scored over 20 points for the ninth time this season. The Somerset, New Jersey, native shot 45 percent from the floor (9-of-20), dished out five assists, and did not have a turnover in 33 minutes of action. She also matched her career-high in 3-point field goals made with five.

Sophomore Khamil Pierre extended her double-digit scoring streak to 17 games with a 28-game point effort. She is now tied with Chantelle Anderson (2000-01) and Zuzi Klimesova (2000-01) for the sixth-longest scoring streak by a Commodore since 1999-00. It is also the forward's 10th game this season with 20 or more points.

Graduate Jordyn Oliver collected her first double-double at Vanderbilt as the Prosper, Texas, native dished out a career-high 11 assists to go along with 10 rebounds. Oliver is the first Commodore since 1999-00 to post a double-double via assists and rebounds, while she is the sixth SEC player to accomplish the feat since the turn of the century.

Vanderbilt scored over 100 points in its SEC opener for the first time in school history. It is also the sixth SEC game that the Commodores have posted 100-plus points. The last time Vandy put 100 or more points on an SEC opponent in regulation was March 2, 2007, in a 107-77 win over Florida. It is the fifth time the Dores have registered 100-plus points in a game this season, tying with the 1994-95 and 1985-86 teams for the most 100-point games in a single campaign in school history.

The Commodores shot 47.9 percent from the floor against the Lady Bulldogs, while they hit 11 3-point field goals. Vanderbilt forced Georgia into 17 turnovers, which turned into 26 points for the Dores. Vandy shot 44.0 percent from behind the arc and hit 11 3-point field goals.

BOX SCORE

Box score for Game 15: Georgia vs Vanderbilt. Includes stats for players like Mia Woolfolk, Jordyn Oliver, and Mikayla Blakes.

Box score for Game 15: Vanderbilt vs Georgia. Includes stats for players like Jordyn Oliver, Mikayla Blakes, and Iyana Moore.

Summary statistics for Game 15, including points from turnovers and lead changes.

INDIVIDUAL LEADERS

Table listing individual leaders in points, rebounds, assists, steals, and blocks for Game 15.





GAME RECAPS

GAME 19 Vanderbilt vs. 15/15 Tennessee

Scoreboard for Game 19: Vanderbilt 70, Tennessee 71. Columns for quarters 1-4 and total score.

DATE Jan. 19, 2025 SITE Memorial Gymnasium (Nashville, Tenn.)

TIPOFF 2:00 p.m. END 4:11 p.m. ELAPSED 2:11
ATTENDANCE 8,299

DORES OUTLAST LADY VOLUNTEERS

NASHVILLE, Tenn. - A putback from freshman Mikayla Blakes with 0.8 seconds left on the clock lifted the Vanderbilt women's basketball team to a thrilling 71-70 victory over No. 15/15-ranked Tennessee at Memorial Gymnasium on Sunday afternoon.

The Dores trailed Tennessee 70-69 with 4.9 seconds remaining in the contest. Vanderbilt called a timeout to advance the ball.

Out of the break, sophomore Khamil Pierre drove down the lane with a defender on her hip and went up for a layup with 2.7 seconds left on the clock. The ball rimmed out and found the hands of Blakes, who perfectly timed her jump over a Tennessee defender to corral the rebound. In one swift motion, the freshman glided through the air and gently tipped the ball back into the basket to give the Commodores the 1-point victory over their in-state rivals.

Blakes scored a game-high 23 points in the victory over the No. 15-ranked Lady Vols. Pierre also had a 20-plus point performance against Tennessee, as she registered 21 points. Pierre's 21-point effort on Sunday pushed her double-digit scoring streak to 21 games. Senior Iyana Moore extended her double-digit scoring streak to a career-best 12 games with a 17-point effort. Moore also hit a game-best three 3-point field goals on Sunday.

Vanderbilt's victory over the No. 15/15-ranked Lady Vols marks the Commodores' first win against a ranked team since knocking off No. 15/21-ranked Florida, 63-59, back on Feb. 24, 2022, at Memorial Gymnasium. It is also the second time the Dores have beaten a ranked opponent in the Ralph era.

Sunday's win marked the 900th victory for the Vanderbilt women's basketball program. The Commodores end their current three-game losing streak as Vanderbilt improves to 15-4 overall and 2-3 in SEC play. Vandy also snaps its eight-game skid against Tennessee. The last time the Dores collected a win over the Lady Volunteers came on Feb. 28, 2019, with a 76-69 victory in Knoxville. Vanderbilt also posted its first win over Tennessee in Memorial Gym since the 2013-14 campaign when the Commodores won, 74-63, on Jan. 12, 2014.

The Dores shot 37.1 percent from the field and 31.6 percent from behind the arc. Each team hit six 3-pointers in the game, as Vanderbilt limited Tennessee to half of what the Lady Vols average per game this season. Vandy forced the Lady Volunteers into 10 turnovers, which led to a 13-10 edge in points off turnovers for the Dores. Vanderbilt also came up clutch at the free throw line on Sunday, as the Dores went 19-22 from the charity stripe.

BOX SCORE

Box score for Game 19: Vanderbilt vs. Tennessee. Includes player names, minutes, FG, 3P, FT, Rebounds, Fouls, TP, AS, TO, ST, Blocks, and Shooting by Period.

Technical Fouls: Spencer 9, Pierre 3, Moore 2. Shooting by Period: Vanderbilt 47.57%, Tennessee 50.00%.

Summary statistics: Biggest lead 5 (4th 5:51), Best Scoring Run 6 (4th 5:29), Times Tied 4, Time with Lead 06:06.

INDIVIDUAL LEADERS

Individual Leaders: Mikayla Blakes - 23 pts, Khamil Pierre - 21 pts, Iyana Moore - 17 pts, etc.

GAME 20 Vanderbilt vs. Arkansas

Scoreboard for Game 20: Vanderbilt 101, Arkansas 60. Columns for quarters 1-4 and total score.

DATE Jan. 23, 2025 SITE Memorial Gymnasium (Nashville, Tenn.)

TIPOFF 6:30 p.m. END 8:16 p.m. ELAPSED 1:46
ATTENDANCE 3,500

DORES HOG-TIE ARKANSAS

NASHVILLE, Tenn. - The Vanderbilt women's basketball team got off to a fast start against Arkansas on Thursday at Memorial Gymnasium, as the Commodores led wire-to-wire in a 101-60 win over the Razorbacks.

The Dores broke the century mark for the sixth time this season to set a program record for most games with 100-plus points. Meanwhile, the 41-point victory was Vanderbilt's largest margin of victory vs. an SEC team in the Shea Ralph era, and it is the widest margin of victory vs. a conference opponent since a 92-41 win over Mississippi State on Jan. 3, 2013.

Vanderbilt was paced by five double-digit scorers, led by freshman Mikayla Blakes' 24-point performance. Sophomore Khamil Pierre had a 20-point performance, while senior Iyana Moore tallied 18 points. Graduate student Jane Nwaba tallied a season-high 13 points and hit a season-high three 3-pointers, while sophomore Madison Greene contributed 10 points off the bench.

With the win, Vanderbilt improves to 16-4 overall, while the Dores are now an even 3-3 in SEC play. The loss drops Arkansas to 8-13 on the year and 1-5 in league play.

Blakes, the reign USBWA Tamika Catching National Freshman of the Week and the NCAA.com Player of the Week, registered her 12th game of the season with 20 or more points, which leads all freshmen nationally. The guard's 24 points vs. Arkansas extends her double-digit scoring streak to six games. Additionally, Blakes scored 20-plus points for the fourth time over the course of her first six career SEC games.

Pierre's 20-point performance against Arkansas pushed her double-digit scoring streak to 22 games. It is the longest streak by a Dore since Carla Thomas' 29-game stretch during the 2006-07 campaign. The 6-2 forward nearly posted a double-double as she pulled down a game-high nine rebounds.

It is the 11th time this season that Blakes and Pierre have scored 20-plus points in the same game. Their performance against Arkansas also marked the 12th time that both players scored 20 or more points in a game this season.

Vanderbilt collected 17 steals vs. the Razorbacks, marking the ninth game this season that the Dores have posted 15 or more steals in a game. Graduate Leilani Kapinus collected a game-high six steals, while Pierre added four of her own.

The Commodores shot 56.5 percent from the floor and matched their season high with 13 made 3-point field goals. Vandy held Arkansas to an even 40.0 percent field goal percentage. The Dores forced the Razorbacks into 26 turnovers, which led to a 40-13 edge in points off turnovers for Vandy.

BOX SCORE

Box score for Game 20: Vanderbilt vs. Arkansas. Includes player names, minutes, FG, 3P, FT, Rebounds, Fouls, TP, AS, TO, ST, Blocks, and Shooting by Period.

Technical Fouls: NONE. Shooting by Period: Vanderbilt 57.14%, Arkansas 40.00%.

Summary statistics: Biggest lead 11 (1st 10:00), Best Scoring Run 9 (3rd 5:50), Times Tied 0, Time with Lead 00:00.

INDIVIDUAL LEADERS

Individual Leaders: Mikayla Blakes - 24 pts, Khamil Pierre - 20 pts, Iyana Moore - 18 pts, etc.

GAME 21 Vanderbilt at 15/15 Alabama

Scoreboard for Game 21: Vanderbilt 66, Alabama 64. Columns for quarters 1-4 and total score.

DATE Jan. 26, 2025 SITE Coleman Coliseum (Tuscaloosa, Ala.)

TIPOFF 1:00 p.m. END 2:54 p.m. ELAPSED 1:54
ATTENDANCE 2,712

DORES ROLL NO. 19 ALABAMA

TUSCALOOSA, Ala. - Freshman Mikayla Blakes scored 33 points to help the Vanderbilt women's basketball team collect a 66-64 win at No. 19/19-ranked Alabama on Sunday afternoon.

Blakes, the reigning USBWA Tamika Catching National Freshman of the Week, put on a show in front of the award's namesake, who was calling the game on SEC Network. Her 33-point performance marked the second time this season that Blakes has scored 30 or more points in a game, joining Barbara Brackman (1981-82) as the only Vanderbilt freshmen to register 30-plus points in multiples games in a season. The Somerset, New Jersey, native came up clutch in the second half, as Blakes scored 19 points over the final two quarters to help Vanderbilt erase a nine-point deficit in the third quarter.

With the win, Vanderbilt improves to 17-4 overall and 4-3 in SEC play. The Commodores collected their second victory over a ranked opponent this season. It is the first time since 2015-16 that the Dores have collected multiple wins over ranked foes in a season. The victory also snaps Vanderbilt's 10-game losing streak to Alabama. It is Vandy's first road win over a top-25 opponent since knocking off No. 24 Missouri, 56-52, on Feb. 28, 2016.

It was a back-and-forth contest on Sunday, which featured eight lead changes and five ties. The Commodores trailed the Crimson Tide 41-32 halfway through the third quarter, but Vanderbilt closed the frame on a 10-0 run to take a 42-41 lead into the fourth quarter.

The Dores pushed their lead to six points in the opening minutes of the fourth, but the No. 19-ranked team in the nation got back and tied the game at 60-60 with two minutes left on the clock. Blakes went on a personal 5-0 run from that point to give Vanderbilt a 65-60 advantage with 59 seconds left. An Alabama 3-point field goal made it a 65-63 affair with 41 seconds remaining.

With Vanderbilt leading by two, the Crimson Tide decided to play defense rather than extend the game at the free throw line. Vandy got two offensive rebounds on its final possession before Blakes went to the line, where she would go 1-of-2 to make it a 66-63 contest. Alabama also went 1-for-2 at the charity stripe on the ensuing possession, as Vandy called a timeout to advance the ball with three seconds left, holding a 66-64 lead. Vanderbilt turned over the inbound pass, however, Alabama was unable to get a shot off in time, as the Commodores secured the two-point victory.

Sophomore Khamil Pierre posted her 12th double-double of the season with a 12-point, 14-rebound effort. Pierre's 12-point outing extended her double-digit scoring streak to 23 games dating back to last season.

Vanderbilt shot 33.8 percent from the floor, while Alabama shot 51.9 percent. The Commodores held a 39-36 edge on the glass and collected 20 offensive rebounds. Vandy forced the Crimson Tide into 23 turnovers, which led to a 30-15 edge in points off turnovers for the Dores.

BOX SCORE

Box score for Game 21: Vanderbilt vs. Alabama. Includes player names, minutes, FG, 3P, FT, Rebounds, Fouls, TP, AS, TO, ST, Blocks, and Shooting by Period.

Technical Fouls: NONE. Shooting by Period: Vanderbilt 33.8%, Alabama 51.9%.

Summary statistics: Biggest lead 6 (4th 8:32), Best Scoring Run 12 (3rd 0:40), Times Tied 5, Time with Lead 16:46.

INDIVIDUAL LEADERS

Individual Leaders: Mikayla Blakes - 33 pts, Khamil Pierre - 12 pts, Iyana Moore - 14 pts, etc.





# GAME RECAPS

## GAME 22 16/16 Vanderbilt at Florida

	1	2	3	4	TOTAL
	23	23	23	19	<b>88</b>
	13	18	24	15	<b>70</b>

**DATE** Jan. 5, 2025 **SITE** Memorial Gymnasium (Nashville, Tenn.)

**TIPOFF** 2:00 p.m. **END** 3:47 p.m. **ELAPSED** 1:47  
**ATTENDANCE** 8,501

**ANOTHER RECORD-SETTING PERFORMANCE**  
GAINESVILLE, Fla. - TMikayla Blakes rewrote the NCAA women's basketball record book once again on Thursday at Florida, as the Vanderbilt women's basketball standout broke the NCAA true freshman record for most points scored in a game with a 53-point performance to lead the No. 23/23-ranked Commodores to a 99-86 road win.

Blakes' 53 points are the most scored in a game by a first-year player at the NCAA Division I level, breaking JuJu Watkins' NCAA true freshman single-game scoring record of 51 points, set by the Southern California standout last season. Blakes was one point short of setting the NCAA Division I single-game women's basketball freshman scoring record, held by Delaware's Elena Delle Donne, who scored 54 points in a contest as a redshirt freshman in 2009-10. Delle Donne spent her first season as an NCAA student-athlete on Delaware's volleyball team before playing four seasons of women's basketball for the Blue Hens.

Blakes is the only Division I player — men's or women's — to score at least 50 points in a game this season. Additionally, she set both the SEC and the Vanderbilt women's basketball single-game scoring records. The freshman broke Jocelyn Penn's (LSU) SEC single-game record of 51 points, scored on Jan. 4, 2003, against Stetson. Blakes also surpassed Khamil Pierre's previous school record of 42 points, which was set on Dec. 17 vs. Evansville.

Blakes previously set the Vanderbilt freshman record with 36 points vs. Georgia in her SEC debut on Jan. 3. Coupled with her 33-point performance at No. 19 Alabama last Sunday, Blakes is the first Vanderbilt freshman in school history to have back-to-back games with 30-plus points. The guard is also the first SEC freshman to have a 40-plus point performance since Mikaylah Williams' 42 points vs. Kent State on Nov. 14, 2023.

The 13-point victory over the Gators extends Vanderbilt's winning streak to four games, as the Commodores improve to 18-4 overall and 5-3 in SEC play. It is the first time that Vandy has won four consecutive SEC games since the 2013-14 season.

The Commodore victory marks the first time in 10 seasons that Vanderbilt has won at Florida. The last Vandy victory in Gainesville came on Feb. 9, 2015, when the Doers posted a 76-75 win in overtime.

Senior Iyana Moore scored 22 points against the Gators. It is the 14th time over the last 15 games that Moore has scored double-digit points. Sophomore Khamil Pierre pulled down 11 rebounds but had her 23-game double-digit scoring streak snapped with a 3-point performance.

The Doers shot 53.1 percent from the floor on Thursday and made 11 3-pointers. Vanderbilt forced the Gators into 18 turnovers, which led to a 31-14 edge in points off turnovers. Vandy collected 11 steals against Florida, as the Commodores collected 10 or more steals for the third-straight game.

### BOX SCORE

Vanderbilt - 99		Record: 18-4 (5-3)										Shooting By Period				
NO. Name	Min	FG	3P	FT	Rebounds	Fouls	TP	AS	TO	ST	Blocks	pts	sh	ft	3pt	
		100	100	100	tot	tot	tot	tot	tot	tot	tot	tot	1st	2nd	3rd	4th
10 Jane Nwabu	18:00	0-1	0-1	0-0	1	0	1	0	1	0	0	2	FT%	2-7	28.6%	
12 Khamil Pierre	22:30	1-10	1-11	0-2	4	7	11	3	3	3	2	2	FT%	1-1	100%	
11 Mikayla Blakes	35:26	16-24	5-9	16-19	1	2	14	13	2	2	0	0	FT%	10-20	50.0%	
11 Jordyn Oliver	29:37	2-4	0-0	0-0	2	0	2	0	4	4	1	0	FT%	5-8	62.5%	
23 Iyana Moore	35:05	8-16	0-7	3-4	3	4	7	5	4	22	6	5	FT%	2-2	100%	
4 Madison Greene	19:16	2-3	1-1	0-0	0	2	2	3	0	5	1	1	FT%	10-17	58.8%	
14 Ayana Mitchell	17:30	1-1	0-0	1-1	0	2	2	4	1	3	1	2	FT%	2-4	50.0%	
5 Leilani Kapinus	21:03	1-3	0-0	0-0	0	2	2	1	0	2	0	0	FT%	5-8	62.5%	
13 Justine Piccott	13:53	3-4	1-2	0-0	0	2	2	0	0	7	1	1	FT%	6-9	66.7%	
<b>Team</b>					1	1	2	0	0	1	1	3	FT%	2-2	100.0%	
<b>Totals</b>	34:44	11-21	20-25	12-22	34	21	22	99	17	15	11	3	FT%	12-14	85.7%	
													GM FT%	24-64	53.1%	
													FT%	11-21	52.4%	
													FT%	20-25	80.0%	

Florida - 86		Record: 11-11 (2-6)										Shooting By Period					
NO. Name	Min	FG	3P	FT	Rebounds	Fouls	TP	AS	TO	ST	Blocks	pts	sh	ft	3pt		
		100	100	100	tot	tot	tot	tot	tot	tot	tot	tot	1st	2nd	3rd	4th	
9 Alexia Dizacko	27:40	2-5	0-1	5-5	2	0	2	1	3	9	2	0	0	FT%	0-3	0.0%	
34 Ra Shaya Kyle	25:27	11-15	0-0	1-3	6	6	12	4	4	22	2	1	0	FT%	6-9	66.7%	
13 Lela Reynolds	25:57	4-7	0-0	4-7	1	2	3	6	12	2	3	0	0	FT%	4-12	33.3%	
20 Jeriah Warren	28:53	5-11	2-5	1-1	3	4	7	4	2	13	0	6	0	FT%	2-5	40.0%	
23 Liv McGill	31:26	7-16	0-2	6-7	1	2	3	3	4	20	4	3	3	FT%	0-1	0%	
3 Alexia Mobley	19:02	3-5	0-0	0-0	1	3	4	2	1	6	0	2	1	FT%	11-15	73.3%	
6 Kenza Saigues	17:34	1-7	1-6	0-0	0	0	0	3	1	3	2	2	0	FT%	1-1	100.0%	
21 Eriny Kindred	09:08	0-0	0-0	0-0	0	1	1	0	0	0	1	2	0	FT%	7-8	87.5%	
22 Paige Clouten	13:53	0-1	0-1	0-0	0	0	0	0	0	0	0	0	0	FT%	10-24	54.2%	
<b>Team</b>					2	2	4	0	0	0	0	0	0	FT%	0-6	0.0%	
<b>Totals</b>	33:47	13-15	17-23	16	20	36	22	21	86	12	18	6	0	FT%	4-5	80%	
													GM FT%	23-47	48.9%		
													FT%	3-15	20.0%		
													FT%	17-23	73.9%		

VANDY		FLORIDA		Points from		WANDY		FLORIDA		Period by Period Scoring					
Biggest lead	23 (3 <sup>rd</sup> 5:00)	4 (1 <sup>st</sup> 2:43)	Paint	42	56	1st	2nd	3rd	4th	TOT	1st	2nd	3rd	4th	TOT
Best Scoring Run	1:32 (2 <sup>nd</sup> 7:23)	7:14 (2 <sup>nd</sup> 2:43)	Second Chance	14	19	VANDY	19	27	27	28	99				
Lead Changes	3	3	Fast Breaks	19	13	FLORIDA	16	10	30	30	86				
Times Tied	3	3	Bench	17	9										
Time with Lead	33:28	04:39													

### INDIVIDUAL LEADERS

<b>Points</b>	Mikayla Blakes - 53 pts Iyana Moore - 22 pts	Ra Shaya Kyle - 23 pts Liv McGill - 20 pts
<b>Rebounds</b>	Khamil Pierre - 11 reb Iyana Moore - 7 reb	Ra Shaya Kyle - 12 reb Jeriah Warren - 7 reb
<b>Assists</b>	Iyana Moore - 6 ast Jordyn Oliver - 4 ast	Liv McGill - 4 ast Four Tied w/ 1 ast
<b>Steals</b>	M. Blakes/K. Pierre - 3 stl Leilani Kapinus - 2 stl	Liv McGill - 3 stl Eriny Kindred - 2 stl
<b>Blocks</b>	Aiyana Mitchell - 3 blk	No Blocks Recorded