



VANDERBILT

WOMEN'S BASKETBALL

2024-25 GAME NOTES • GAME 28 • vs. #6/6 SOUTH CAROLINA

2024-25 SCHEDULE

Overall: 19-8 | SEC: 6-7
Home: 12-3 | Away: 6-4 | Neutral: 1-1
NET Ranking: 23 | Streak: L-1

NOVEMBER (7-1)

4	Lipscomb	Win	102-50
8	Austin Peay	Win	93-37
14	at South Florida	Win	62-49
17	Butler	Win	81-52
20	Hampton	Win	94-45
22	Samford	Win	104-59
26	vs. Arizona [^]	Win	71-60
27	vs. (RV/RV) Michigan State [^]	Loss	70-78

DECEMBER (6-0)

1	Appalachian State	Win	94-40
4	at Miami [#]	Win	88-70
14	Evansville	Win	106-40
19	at Dayton	Win	80-66
21	West Georgia	Win	103-68
29	Alabama A&M	Win	93-64

JANUARY (5-3)

2	Georgia*	Win	108-82
5	#16/16 Kentucky*	Loss	78-96
9	at (RV/RV) Ole Miss*	Loss	59-87
11	at #5/4 LSU*	Loss	77-83
19	#15/15 Tennessee*	Win	71-70
23	Arkansas*	Win	101-60
26	at #19/19 Alabama*	Win	66-64
30	at Florida*	Win	99-86

FEBRUARY (1-4)

2	Ole Miss*	Loss	61-76
6	at #4/6 Texas*	Loss	66-87
13	Mississippi State*	Loss	77-85 (2OT)
16	at Auburn*	Win	98-88 (OT)
20	at #16/16 Oklahoma*	Loss	81-101
23	#6/6 South Carolina*	2 p.m.	SEC Network+
27	Texas A&M*	6:30 p.m.	SEC Network+

MARCH (0-0)

2	at Missouri*	2 p.m.	SEC Network+
6-9	SEC Tournament	TBD	TBD

All times Central • Home games in bold • Neutral games in italics

*SEC game • ^Acricure Classic (Palm Springs, Calif.) • #SEC/ACC Challenge • %SEC Tournament

Rankings: AP/Coaches • All games times and dates are subject to change

GAME 28



RV/RV VANDERBILT (19-8, 6-7 SEC)
at #6/6 SOUTH CAROLINA (24-3, 12-1 SEC)



SUNDAY, FEB. 23
2 p.m. CT



NASHVILLE, TENN.
Memorial Gymnasium (14,316)



SEC NETWORK+
Alex Gould (Play-By-Play) • Drew Maddux (Analyst)



94.9 THE FAN
Vanderbilt Athletics App • Jake Lyman

STARTING FIVE

>> Vanderbilt returns to Memorial Gym for the final time this season, as the Commodores open a two-game homestand on Sunday against the No. 6-ranked Gamecocks. The Dores are coming off a 101-81 defeat at No. 16 Oklahoma, putting them at 19-8 overall on the year and 6-7 in SEC play. Freshman Mikayla Blakes recorded her fifth 30-plus point contest of the season with 34 points against the Sooners.

>> The Commodores will be honoring the collegiate careers of graduate students Leilani Kapinus, Jane Nwaba and Jordyn Oliver, along with seniors Iyana Moore and Sacha Washington before Sunday's game as part of Senior Day at Memorial Gym. Doors will open 90 minutes before tipoff and the ceremony will begin at the 15-minute mark of the pregame clock.

>> Vanderbilt is 12-3 at home this season. The Commodores are 24-8 at Memorial Gymnasium over the last two seasons and are 45-20 at home under head coach Shea Ralph. The Dores enter Sunday seeking their 13th win of the season at Memorial Gym. A victory would give Vanderbilt its highest win total at home in a season since 2011-12 when Vandy won 18 home games.

>> Thursday will be the 44th meeting between the Commodores and Gamecocks. South Carolina holds the all-time series lead at 22-21 and has won each of the last 16 games against Vanderbilt. The last time the Dores posted a victory over the Gamecocks came on Jan. 27, 2011, when Vandy collected a 74-60 overtime win in Columbia, South Carolina.

>> Vanderbilt is 11-9 all-time against South Carolina at Memorial Gymnasium. The Commodores have dropped each of the last eight home games against the Gamecocks. The last Vandy victory against South Carolina at home happened on Feb. 7, 2008, when the Dores collected a 78-48 win.



TEAM COMPARISON

19-8	Overall Record	24-3
6-7	SEC Record	12-1
84.6	Points Per Game	80.7
68.3	Opp. Per Game	57.2
45.3	Field Goal Pct.	46.3
43.2	Opp. Field Goal Pct.	34.8
33.3	3-Point Pct.	46.3
29.5	Opp. 3-Point Pct.	29.5
78.3	Free Throw Pct.	76.5
38.8	Rebounds Per Game	42.9
+2.0	Rebounding Margin	+8.0
16.5	Assists Per Game	16.9
14.0	Turnovers Per Game	12.0
12.6	Steals Per Game	9.4
2.9	Blocks Per Game	5.7

SERIES HISTORY

Games:	43
Vanderbilt Series Record:	21-22
Games in Nashville:	11-9
Games in Columbia:	8-13
Neutral Site Games:	2-0
First Meeting:	March 13, 1991 in Nashville, Tenn, Vanderbilt, 73-64
Last Meeting:	Jan. 28, 2024 in Columbia, S.C., South Carolina, 74-91
Last Vandy Win:	Feb. 27, 2011 in Columbia, S.C., 74-60 (OT)
Last Vandy Loss:	Jan. 28, 2024 in Columbia, S.C., South Carolina, 74-91
Last Home Win:	Feb. 7, 2008, 78-48
Last Road Win:	Dec. 16, 2012, 76-63
Last Neutral Win:	March 2, 2000 in Chattanooga, Tenn., 74-60
Last Home Loss:	Jan. 19, 2023, 48-96
Last Road Loss:	Jan. 28, 2024, 74-91
Last Neutral Loss:	Never
vs. South Carolina under Ralph:	0-3
Current Vanderbilt Streak:	L-16

LAST FIVE GAMES

Date	Location	Vandy Result	Score
01.28.24	Columbia	Loss	74-91
01.19.23	Nashville	Loss	48-96
01.24.22	Columbia	Loss	30-85
01.14.21	Nashville	Loss	43-106
01.24.22	Columbia	Loss	30-85

PROJECTED STARTERS



1

MIKAYLA BLAKES

G • 5-8 • Fr.
Somerset, N.J.
Rutgers Prep HS

Points • 23.4
FG% • 46.4
3PPFG% • 33.7
Boards • 3.4
Assists • 3.1
Steals • 2.5



10

JANE NWABA

G • 5-10 • Gr.
Carson, Calif.
Pepperdine

Points • 4.7
FG% • 46.5
3PPFG% • 40.5
Boards • 2.4
Assists • 1.0
Ast/TO • 1.4



11

JORDYN OLIVER

G • 5-10 • Gr.
Prosper, Texas
Duke • Baylor

Points • 4.0
FG% • 46.2
FT% • 80.0
Boards • 4.8
Assists • 3.7
Ast/TO • 2.6



12

KHAMIL PIERRE

F • 6-2 • So.
Phoenix, Ariz.
Perry HS

Points • 20.8
FG% • 51.1
FT% • 66.9
Boards • 9.7
Assists • 2.0
Steals • 2.9



23

IYANA MOORE

G • 5-8 • Sr.
Milwaukee, Wis.
Blackman HS

Points • 12.5
FG% • 37.0
FT% • 83.3
3PPFG% • 33.8
3PPFG PG • 2.1
Assists • 2.5



ROSTER BREAKDOWN

CLASS

GRADUATE (3): Leilani Kapinus, Jane Nwaba,

Jordyn Oliver

SENIOR (2): Iyana Moore, Sacha Washington

JUNIOR (2): Jada Brown, Justine Pissott

SOPHOMORE (4): Madison Greene, Aga Makurat,
Aiyana Mitchell, Khamil Pierre

FRESHMAN (2): Mikayla Blakes, Trinity Wilson,
Monique Williams*

POSITION

FORWARD (6): Aiyana Mitchell, Jane Nwaba,
Khamil Pierre, Justine Pissott, Sacha Washington,
Trinity Wilson, Monique Williams*

GUARD (8): Mikayla Blakes, Jada Brown,
Madison Greene, Leilani Kapinus, Aga Makurat,
Iyana Moore, Jordyn Oliver, Justine Pissott

HOME STATE/COUNTRY

NEW JERSEY (2): Mikayla Blakes, Justine Pissott

WISCONSIN (2): Leilani Kapinus, Iyana Moore

CALIFORNIA (1): Jane Nwaba

GEORGIA (1): Sacha Washington

ARIZONA (1): Khamil Pierre

ARKANSAS (1): Jada Brown

AUSTRALIA (1): Monique Williams*

COLORADO (1): Aiyana Mitchell

MINNESOTA (1): Trinity Wilson

OHIO (1): Madison Greene

POLAND (1): Aga Makurat

TEXAS (1): Jordyn Oliver

*Early enrollee, will begin collegiate career in '25-26

COACHES & STAFF

HEAD COACH: SHEA RALPH • 4TH SEASON

ASSOCIATE HEAD COACH: TOM GARRICK • 4TH SEASON

ASSISTANT COACH: ASHLEY EARLEY • 4TH SEASON

ASSISTANT COACH: KEVIN DEMILLE • 4TH SEASON

AST. COACH/AST. DIR. OF OPS: ERIC MUNDINGER • 3RD SEASON

CHIEF OF STAFF/EXECUTIVE DIR. OF OPS: CHRIS BRANN • 4TH SEASON

DIR. OF INTERNAL OPS/ON-CAMPUS RECRUITING COORD: KOKO NELSON • 4TH SEASON

DIR. OF STRENGTH & CONDITIONING: JENA READY • 1ST SEASON

SENIOR ASSO. ATHLETIC TRAINER: ALLISON SHEPHERD • 4TH SEASON

DIR. OF CREATIVE CONTENT: LEAH DUSTERHOFT • 4TH SEASON

DIR. OF SPECIAL OPS/PROJECTS & ATHLETIC CULTURE: YVONNE HAWKINS • 1ST SEASON

DIR. OF PLAYER ENGAGEMENT & INFLUENCE: AUDREY MONTGOMERY • 1ST SEASON

VIDEO COORDINATOR: JT OREM • 1ST SEASON

SPORTS INFORMATION DIRECTOR: CHRIS CASKEY • 2ND SEASON



WOMEN'S BASKETBALL



FRONT ROW (L-R) JANE NWABA, LEILANI KAPINUS, MADISON GREENE, JORDYN OLIVER, IYANA MOORE, JADA BROWN, MIKAYLA BLAKES
BACK ROW (L-R) SACHA WASHINGTON, MONIQUE WILLIAMS, AGA MAKURAT, KHAMIL PIERRE, AIYANA MITCHELL, JUSTINE PISSOTT, TRINITY WILSON

2024-25 ROSTER

No.	Name	POS	HT	YR	EXP	Hometown (Previous School)
1	Mikayla Blakes	G	5-8	Fr.	HS	Somerset, N.J. (Rutgers Prep)
2	Jada Brown	G	5-8	Jr.	2V	Bentonville, Ark. (Bentonville HS)
4	Madison Greene	G	5-6	So.	1V	Columbus, Ohio (Pickerington Central HS)
5	Leilani Kapinus	G	5-10	Gr.	TR	Madison, Wis. (Penn State)
10	Jane Nwaba	F	5-10	Gr.	TR	Carson, Calif. (Pepperdine)
11	Jordyn Oliver	G	5-10	Gr.	1V	Prosper, Texas (Duke)
12	Khamil Pierre	F	6-2	So.	1V	Phoenix, Ariz. (Perry HS)
13	Justine Pissott	G/F	6-4	Jr.	1V	Toms River, N.J. (Tennessee)
14	Aiyana Mitchell	F	6-4	So.	1V	Colorado Springs, Colo. (Fountain-Fort Carson HS)
23	Iyana Moore	G	5-8	Sr.	2V	Milwaukee, Wis. (Blackman HS)
24	Aga Makurat	G	6-2	So.	1V	Sierakowice, Poland (Sopocka Akademia Tenisowa)
30	Trinity Wilson	F	6-3	Fr.	HS	Lakeville, Minn. (Lakeville North HS)
35	Sacha Washington	F	6-2	Sr.	3V	Lawrenceville, Ga. (Collins Hill HS)
-	Monique Williams*	F	6-3	Fr.	HS	Perth, Australia (Willeton Senior HS)

*Early enrollee, will begin collegiate career in '25-26

COACHING STAFF

HEAD COACH: Shea Ralph - 4th Season - UConn '01

ASSOCIATE HEAD COACH: Tom Garrick - 4th Season - Rhode Island '88

ASSISTANT COACH: Ashley Earley - 4th Season - Vanderbilt '05

ASSISTANT COACH: Kevin DeMille - 4th Season - UConn '13

ASSISTANT COACH/AST. DIRECTOR OF OPERATIONS: Eric Munding - 3rd Season - Memphis '20

PRONUNCIATION

JADA BROWN: (Jay-Duh)

LEILANI KAPINUS: (LAY-lawn-EE, Cap-n-IS)

AGA MAKURAT: (Ah-gah, Mock-ew-Rah)

AIYANA MITCHELL: (Eye-on-Uh)

IYANA MOORE: (Eye-on-Uh)

JANE NWABA: (Wah-Buh)

KHAMIL PIERRE: (KAH-Meel, Pea-Air)

JUSTINE PISSOTT: (Jus-TEEN, Pih-SOT)

SACHA WASHINGTON: (Sah-SHUH)

MONIQUE WILLIAMS: (Moh-NEEK)

SEC STANDINGS (AS OF FEB. 22, 2025)

Team	SEC	Record	Streak
2/2 Texas	12-1	26-2	W-10
6/6 South Carolina	12-1	24-3	W-1
7/7 LSU	11-2	26-2	W-1
14/14 Kentucky	10-3	21-4	W-2
18/19 Alabama	8-5	21-6	L-1
16/16 Oklahoma	8-5	20-6	W-4
Ole Miss (RV/RV)	8-5	17-8	L-1
15/13 Tennessee	7-6	20-6	W-3
Vanderbilt (RV/RV)	6-7	19-8	L-1
Florida	5-8	14-13	W-2
Mississippi State	5-8	18-9	L-1
Auburn	3-10	12-14	L-3
Texas A&M	3-10	10-15	L-7
Georgia	2-11	10-17	L-2
Missouri	2-11	13-15	L-2
Arkansas	2-11	9-19	L-5

POLLS

Associated Press Top 25 as of Feb. 17

- | | |
|--------------------|----------------------|
| 1) Notre Dame (16) | 14) Kentucky* |
| 2) Texas* (8) | 15) Tennessee* |
| 3) UCLA (6) | 16) Oklahoma* |
| 4) Southern Cal | 17) West Virginia |
| 5) UConn | 18) Alabama* |
| 6) South Carolina* | 19) Baylor |
| 7) LSU* | 20) Georgia Tech |
| 8) Ohio State | 21) Maryland |
| 9) North Carolina | 22) Michigan State* |
| 10) TCU | 23) Creighton |
| 11) Duke | 24) Oklahoma State |
| 12) Kansas State | 25) Illinois |
| 13) NC State | *Vanderbilt Opponent |

Received Votes: California, Utah, Louisville, South Dakota State, Florida State, Richmond, Michigan, Ole Miss*, James Madison, VANDERBILT, Harvard

USA Today/WBCA Coaches Top 25 as of Feb. 18

- | | |
|--------------------|------------------------|
| 1) Notre Dame (23) | 14) Kentucky* |
| 2) Texas* (5) | 15) Kansas State |
| 3) UCLA (3) | 16) Oklahoma* |
| 4) Southern Cal | 17) West Virginia |
| 5) UConn | 18) Maryland |
| 6) South Carolina* | 19) Alabama* |
| 7) LSU* | 20) Georgia Tech |
| 8) Ohio State | 21) Michigan State* |
| 9) TCU | 22) Baylor |
| 10) North Carolina | 23) Creighton |
| 11) Duke | 24) South Dakota State |
| 12) NC State | 25) Florida State |
| 13) Tennessee* | *Vanderbilt Opponent |

Received Votes: Oklahoma State, Utah, Louisville, California, Illinois, Ole Miss*, Richmond, FGCU, VANDERBILT, George Mason



TV/RADIO ROSTER



1 Mikayla Blakes
G // 5-8 // Fr.
Somerset, N.J.
Rutgers Prep HS



2 Jada Brown
G // 5-8 // Jr.
Bentonville, Ark.
Bentonville HS



4 Madison Greene
G // 5-6 // So.
Columbus, Ohio
Pickerington Central HS



5 Leilani Kapinus
G // 5-10 // Gr.
Madison, Wis.
Penn State
James Madison Memorial HS



10 Jane Nwaba
F // 5-10 // Gr.
Carson, Calif.
Pepperdine
Palisades Charter HS



11 Jordyn Oliver
G // 5-10 // Gr.
Prosper, Texas
Duke // Baylor
Prosper HS




12 Khamil Pierre
F // 6-2 // So.
Phoenix, Ariz.
Perry HS



13 Justine Pissott
G/F // 6-4 // Jr.
Toms River, N.J.
Tennessee
Red Bank Catholic HS



14 Aiyana Mitchell
F // 6-4 // So.
Colorado Springs, Colo.
Fountain-Fort Carson HS



23 Iyana Moore
G // 5-8 // Sr.
Milwaukee, Wis.
Blackman HS



24 Aga Makurat
G // 6-2 // So.
Sierakowice, Poland
Sopocka Akademia
Tenisowa



30 Trinity Wilson
F // 6-3 // Fr.
Lakeville, Minn.
Lakeville North HS



35 Sacha Washington
F // 6-2 // Sr.
Lawrenceville, Ga.
Lawrenceville HS



— Monique Williams
F // 6-3 // Fr.
Perth, Australia
Willeton Senior HS

COACHING STAFF




Shea Ralph
Head Coach
4th Season




Tom Garrick
Associate
Head Coach
4th Season



Ashley Earley
Assistant Coach
4th Season



Kevin DeMille
Assistant Coach
4th Season



Eric Munding
Assistant Coach
3rd Season



VANDERBILT WBB QUICK FACTS

HOME ARENA: MEMORIAL GYMNASIUM (14,316)
2023-24 RECORD: 23-10
2023-24 SEC RECORD: 9-7
POSTSEASON: 1-1 (NCAA FIRST ROUND)
LETTERWINNERS RETURNING/LOST: 9/4
STARTERS RETURNING/LOST: 5/1
NEWCOMERS: 4

THE UNIVERSITY

LOCATION: NASHVILLE, TENN.
AFFILIATION: NCAA DIVISION I
CONFERENCE: SOUTHEASTERN (SEC)
MASCOT: COMMODORES
COLORS: BLACK & GOLD
CHANCELLOR: DANIEL DIERMEIER
DIRECTOR OF ATHLETICS: CANDICE STOREY LEE
FACULTY ATHLETICS REP: TRACE WILGUS

PROGRAM HISTORY

ALL-TIME RECORD: 904-552 (.621)
ALL-TIME SEC RECORD: 271-279 (.493)
ALL-TIME SEC TOURNAMENT RECORD: 49-38 (.563)
SEC TOURNAMENT TITLES: 6 ('93, '95, '02, '04, '07, '09)
NCAA TOURNAMENT APPEARANCES: 28
NCAA TOURNAMENT RECORD: 40-28 (.588)
LAST NCAA TOURNAMENT APPEARANCE: 2024
LAST POSTSEASON APPEARANCE: 2024 (NCAA)

SOCIAL MEDIA

FACEBOOK: /VANDYWBB
INSTAGRAM: @VANDYWBB
X/TWITTER: @VANDYWBB
WEBSITE: VUCOMMODORES.COM

ATHLETIC COMMUNICATIONS

VANDERBILT WOMEN'S BASKETBALL SID: CHRIS CASKEY, 2ND SEASON
EMAIL: CHRIS.CASKEY@VANDERBILT.EDU
PHONE NUMBER: 606-207-7481
ASSOCIATE ATHLETIC DIRECTOR: BRIAN FREMUND



DORE NOTES

GAME COVERAGE

Sunday's contest vs. No. 6/6 South Carolina streams live on SEC Network+, with Alex Gould and Drew Maddux calling the action. Fans can listen to Jake Lyman locally on 94.9 The Fan and the Vanderbilt Commodores app outside of Nashville. Fans can also follow along with live stats.

NET RANKING

Vanderbilt enters Sunday holding a NET ranking of 23. The Commodores came in at No. 7 in the first NET ranking of the 2024-25 season, the highest NET ranking in program history. The NET is an evaluation tool the NCAA Tournament Selection Committee uses to determine seeding and at-large bids.

IN SEARCH OF WIN NO. 20

Vanderbilt will be seeking its 20th win of the season on Sunday afternoon. The Commodores are searching for back-to-back 20-win seasons for the first time since the 2011-12 and 2012-13 campaigns. The Dores won 23 games during the 2023-24 season en route to the program's first NCAA Tournament berth in 2013-14.

LOOKING FOR ANOTHER RANKED WIN

Vanderbilt has an opportunity to pick up a third win over a top-25 team this season when they travel to No. 6/6 South Carolina.

The Commodores have collected wins over No. 15 Tennessee (71-70) and at No. 19 Alabama (66-64), marking the first time since the 2015-16 campaign the Dores have posted multiple wins over ranked teams in the same season. Vanderbilt will be searching for its second top-25 road win of the campaign.

The last time the Commodores knocked off multiple top-25 teams on the road in the same season came during the 2015-16 campaign. Vanderbilt won at No. 12/12 Kentucky, 71-69, and at No. 24/24 Missouri, 56-52, that season. The win at No. 24-ranked Missouri on Feb. 28, 2016, was also the last time Vanderbilt collected a win over a ranked team on the road.

ANOTHER 30-POINT OUTING FOR BLAKES

Freshman Mikayla Blakes followed up her SEC and NCAA freshman single-game scoring record 55-point performance by scoring 34 points at No. 16/16 Oklahoma. The Somerset, New Jersey, native made a career-high seven 3-point field goals, which is tied for the fifth-most made in a game by a Commodore in program history.

It was Blakes' fifth game of the season with 30 or more points, which leads all freshmen nationally and is tied for fourth-most by an NCAA Division I player this season. Blakes' 34 points vs. the Sooners are tied for the fourth-most points scored in a game by a Vanderbilt freshman, matching Barbara Brackman's 34-point effort vs. Tennessee on Feb. 26, 1982.

ELEVATING HER PLAY IN THE SEC

Mikayla Blakes' 28.0 points per game in SEC play is the highest scoring average in league play this season. Blakes has scored 30-plus points in five SEC games this season, a mark that paces the league, while her 55-point outing at Auburn (Feb. 16) and her 53 points at Florida (Jan. 30) are the top two scoring performances in all of NCAA Division I this season.

Overall, her 23.4 points per game average ranks second in the SEC, while it is the sixth-best scoring average in the country and paces all freshmen nationally. Blakes is the first NCAA Division I player since Mississippi Valley State's Patricia Hoskins in 1988-89 to have multiple 50-point outings in the same season.

RECEIVING VOTES

The Dores earned votes in this week's Associate Press Top 25 and USA Today/WBCA Coaches polls. Vanderbilt received three votes in the Coaches Poll and two votes in the AP Poll. Vanderbilt has earned at least one vote in one of the two major women's college basketball polls every week this season.

LOOKING FOR ANOTHER RANKED WIN

Vanderbilt has an opportunity to pick up a third win over a top-25 team this season when they travel to No. 16/16 Oklahoma.

The Commodores have collected wins over No. 15 Tennessee (71-70) and at No. 19 Alabama (66-64), marking the first time since the 2015-16 campaign the Dores have posted multiple wins over ranked teams in the same season. Vanderbilt will be searching for its second top-25 road win of the campaign.

The last time the Commodores knocked off multiple top-25 teams on the road in the same season came during the 2015-16 campaign. Vanderbilt won at No. 12/12 Kentucky, 71-69, and at No. 24/24 Missouri, 56-52, that season. The win at No. 24-ranked Missouri on Feb. 28, 2016, was also the last time Vanderbilt collected a win over a ranked team on the road.



DORE NOTES

COACH RALPH UP FOR NATIONAL COACH OF THE YEAR

On Wednesday, the Naismith Awards announced that Vanderbilt women's basketball head coach Shea Ralph was named to the 2025 Werner Ladder Naismith Women's College Coach of the Year Watch List presented by AXIA Time.

It is the first time Ralph has been included on the Werner Ladder Naismith Women's College Coach of the Year Watch List. She is one of 15 coaches selected, while the fourth-year Vandy coach is one of six SEC women's basketball head coaches on the list.

Ralph has guided Vanderbilt to a 19-7 overall record this season. Vanderbilt is on the cusp of its second-straight 20-win campaign, which would mark the first time since the 2011-12 and 2012-13 seasons that the Dores posted back-to-back 20-win seasons.

MIKAYLA'S WEEK WAS SO NICE, THE SEC AWARDED HER TWICE

Mikayla Blakes earned a pair of weekly conference awards on Tuesday, as the guard was named the SEC Co-Player of the Week and SEC Freshman of the Week.

It is the first time in Vanderbilt women's basketball history that a player has earned the SEC Player of the Week and SEC Freshman of the Week awards at the same time. She shares SEC Player of the Week honors with Tennessee's Jewel Spear.

Blakes becomes the second Commodore to earn each distinction in the same season, as she joins Stephanie Holzer, who was named SEC Freshman of the Week on Nov. 14 and SEC Player of the Week on Feb. 6 during the 2010-11 campaign.

Blakes also becomes the first freshman since Candace Parker in 2006 to be named SEC Player and Freshman of the Week at the same time. Additionally, it extends Blakes' Vanderbilt school record for most SEC Freshman of the Week selections to seven.

2024-25 GAME-BY-GAME STARTERS

Team	G	G	G	F	F	Result
Lipscomb	Blakes	Moore	Oliver	Nwaba	Pierre	W, 102-50
Austin Peay	Blakes	Moore	Oliver	Nwaba	Pierre	W, 93-37
at South Florida	Blakes	Greene	Oliver	Nwaba	Pierre	W, 62-49
Butler	Blakes	Greene	Oliver	Nwaba	Pierre	W, 81-52
Hampton	Blakes	Moore	Oliver	Nwaba	Pierre	W, 94-46
Samford	Blakes	Moore	Oliver	Nwaba	Pierre	W, 104-59
vs. Arizona	Blakes	Greene	Moore	Oliver	Pierre	W, 71-60
vs. Michigan State	Blakes	Greene	Moore	Oliver	Pierre	L, 78-70
Appalachian State	Blakes	Moore	Oliver	Nwaba	Mitchell	W, 94-40
at Miami	Blakes	Moore	Oliver	Nwaba	Pierre	W, 88-70
Evansville	Blakes	Moore	Oliver	Nwaba	Pierre	W, 106-40
at Dayton	Blakes	Moore	Oliver	Nwaba	Pierre	W, 80-66
West Georgia	Blakes	Moore	Oliver	Nwaba	Pierre	W, 103-68
Alabama A&M	Blakes	Moore	Oliver	Nwaba	Pierre	W, 93-64
Georgia	Blakes	Moore	Oliver	Nwaba	Pierre	W, 108-82
Kentucky	Blakes	Moore	Oliver	Nwaba	Pierre	L, 78-96
at Ole Miss	Blakes	Moore	Oliver	Nwaba	Pierre	L, 59-87
at LSU	Blakes	Moore	Oliver	Nwaba	Pierre	L, 77-83
Tennessee	Blakes	Moore	Oliver	Nwaba	Pierre	W, 71-70
Arkansas	Blakes	Moore	Oliver	Nwaba	Pierre	W, 101-60
at Alabama	Blakes	Moore	Oliver	Nwaba	Pierre	W, 66-64
at Florida	Blakes	Moore	Oliver	Nwaba	Pierre	W, 99-86
Ole Miss	Blakes	Moore	Oliver	Nwaba	Pierre	L, 61-76
at Texas	Blakes	Moore	Oliver	Nwaba	Pierre	L, 66-87
Mississippi State	Blakes	Moore	Oliver	Nwaba	Pierre	L, 77-85 (2OT)
at Auburn	Blakes	Moore	Oliver	Nwaba	Pierre	W, 98-88 (OT)
at Oklahoma	Blakes	Moore	Oliver	Nwaba	Pierre	L, 81-101

LINEUP RECORDS

Blakes/Moore/Oliver/Nwaba/Pierre	14-7
Blakes/Greene/Oliver/Nwaba/Pierre	2-0
Blakes/Moore/Oliver/Nwaba/Pierre	1-0
Blakes/Moore/Oliver/Nwaba/Mitchell	1-0
Blakes/Greene/Moore/Oliver/Pierre	1-1

STAT SUPERLATIVES

MOST GAMES PLAYED

140, JORDYN OLIVER*

MOST GAMES PLAYED AT VANDY

99, SACHA WASHINGTON

MOST GAMES STARTED

94, LEILANI KAPINUS*

MOST GAMES STARTED AT VANDY

76, SACHA WASHINGTON

MOST CONSECUTIVE GAMES PLAYED

46, JORDYN OLIVER

MOST CONSECUTIVE GAMES STARTED

27, MIKAYLA BLAKES/JORDYN OLIVER

GAMES W/ DOUBLE-DIGIT POINTS

2024-25 CAREER

MIKAYLA BLAKES	26	26
KHAMIL PIERRE	25	39
IYANA MOORE	19	63
MADISON GREENE	10	13
LEILANI KAPINUS*	3	62
JANE NWABA*	3	39
AIYANA MITCHELL	2	2
JORDYN OLIVER*	1	11
AGA MAKURAT	1	4
SACHA WASHINGTON	--	50
JUSTINE PISSOTT*	--	8
JADA BROWN	--	2

20-PLUS POINT GAMES

2024-25 CAREER

MIKAYLA BLAKES	17	17
KHAMIL PIERRE	15	16
IYANA MOORE	1	14
MADISON GREENE	1	1
SACHA WASHINGTON	--	6
LEILANI KAPINUS*	--	6
JANE NWABA*	--	1

30-PLUS POINT GAMES

2024-25 CAREER

MIKAYLA BLAKES	5	5
KHAMIL PIERRE	1	1
IYANA MOORE	--	2
SACHA WASHINGTON	--	1

40-PLUS POINT GAMES

2024-25 CAREER

MIKAYLA BLAKES	2	2
KHAMIL PIERRE	1	1

50-PLUS POINT GAMES

2024-25 CAREER

MIKAYLA BLAKES	2	2
----------------	---	---

GAMES W/ DOUBLE-DIGIT REBOUNDS

2024-25 CAREER

KHAMIL PIERRE	14	18
LEILANI KAPINUS*	2	16
JORDYN OLIVER*	1	4
SACHA WASHINGTON	--	27
JANE NWABA*	--	14

DOUBLE-DOUBLES

2024-25 CAREER

KHAMIL PIERRE	13	17
LEILANI KAPINUS*	2	14
JORDYN OLIVER*	1	4
SACHA WASHINGTON	--	22
JANE NWABA*	--	11

CURRENT DOUBLE-DIGIT SCORING STREAK

13, MIKAYLA BLAKES

CONSECUTIVE GAMES W/ MADE 3-POINTER

3, MIKAYLA BLAKES/MADISON GREENE/JUSTINE PISSOTT

CONSECUTIVE GAMES W/ AN ASSIST

27, MIKAYLA BLAKES

CONSECUTIVE GAMES W/ A STEAL

6, MIKAYLA BLAKES

CONSECUTIVE GAMES W/ A BLOCK

--

* STARTED COLLEGIATE CAREER AT ANOTHER SCHOOL



PLAYER QUICK NOTES



1 • MIKAYLA BLAKES

G • 5-8 • Fr. • Somerset, N.J. (Rutgers Prep HS)
Undeclared

	GP-GS	MIN/G	FG%	3FG%	FT%	R/G	A/G	STL	BLK	PTS/G
24-25	27-27	31.4	46.4	33.7	88.5	3.4	3.1	2.5	0.3	23.4
CAREER	27-27	31.4	46.4	33.7	88.5	3.4	3.1	2.5	0.3	23.4

- Wooden Award Late Midseason Top 20 Watch List
- 7x SEC Freshman of the Week - 11.19, 11.26, 12.10, 1.28, 2.02, 2.11, 2.19
- Only NCAA Frosh to Avg. over 20 ppg (23.4 ppg)
- Leads all NCAA freshmen in scoring & steals
- Her 55 pts at Auburn (2/16) set the NCAA freshman record for most points in a game

TOP GAMES

24-25 SEASON	CAREER
PTS 55, at Auburn (02/16/25)	PTS 55, at Auburn (02/16/25)
REB 9, Mississippi State (02/13/25)	REB 9, Mississippi State (02/13/25)
AST 8, Hampton (11/20/24)	AST 8, Hampton (11/20/24)



2 • JADA BROWN

G • 5-8 • Jr. • Bentonville, Ark. (Bentonville HS)
Human & Organizational Development • (Jay-Duh)

	GP-GS	MIN/G	FG%	3FG%	FT%	R/G	A/G	STL	BLK	PTS/G
24-25	12-0	5.5	54.5	40.0	75.0	1.0	0.4	0.5	0.0	1.4
CAREER	61-22	13.6	29.3	28.6	79.2	0.9	0.6	0.4	0.0	2.6

- Scored a season-high 6 pts vs. West Georgia
- Two-time SEC Winter Academic Honor Roll
- Made 22 career starts, all in '22-23
- Scored career-high 12 points vs. No. 13/11 NC State (11/24/22)

TOP GAMES

24-25 SEASON	CAREER
PTS 6, West Georgia (12/21/24)	PTS 12, vs. NC State (11/24/22)
REB 2 (4x), Last: West Ga. (12/21/24)	REB 4 (4x), Last: Radford (12/31/22)
AST 2, Alabama A&M (12/29/24)	AST 5, Tarleton State (11/15/22)



4 • MADISON GREENE

G • 5-6 • So. • Columbus, Ohio (Pickerington Central HS)
Medicine, Health & Society

	GP-GS	MIN/G	FG%	3FG%	FT%	R/G	A/G	STL	BLK	PTS/G
24-25	27-4	21.9	44.1	36.5	85.7	2.4	1.4	1.3	0.0	7.7
CAREER	38-4	21.3	43.6	36.3	83.6	2.2	1.3	1.3	0.0	7.4

- Scored a career-high 25 pts at Dayton
- Leads the team in points off the bench at 7.7 ppg
- Made her first career start at South Fla. (11/14) and scored 15 points with a career-best 5 3-pt FG
- Scored double-digit pts off the bench in eight games this season

TOP GAMES

24-25 SEASON	CAREER
PTS 25, at Dayton (12/19/24)	PTS 25, at Dayton (12/19/24)
REB 6, Alabama A&M (12/29/24)	REB 6, Alabama A&M (12/29/24)
AST 6, Samford (11/22/24)	AST 6, Samford (11/22/24)



5 • LEILANI KAPINUS

G • 5-10 • Gr. • Madison, Wis. (Penn State)
Human Development Studies • (LAY-lawn-EE, Cap-N-IS)

	GP-GS	MIN/G	FG%	3FG%	FT%	R/G	A/G	STL	BLK	PTS/G
24-25	26-0	18.2	43.5	26.9	75.0	3.3	1.6	1.8	0.5	4.2
CAREER	121-94	25.4	47.8	27.9	66.7	5.8	2.1	2.3	1.0	9.4

- Recorded two double-doubles on the year
- Made her Vanderbilt debut on Nov. 8 vs. Austin Peay
- Two-Time All-Big Ten HM & Defensive Team ('23, '24)
- Her 228 steals at Penn State ranks 11th in school history
- Scored 1,137 pts in 121 collegiate games

TOP GAMES

24-25 SEASON	CAREER
PTS 11, Samford (11/22/24)	PTS 25, vs. Saint Francis (12/17/23)
REB 11, Evansville (12/14/24)	REB 15, vs. George Mason (3/21/24)
AST 6, Samford (11/22/24)	AST 6 (2x), Last: Samford (11/22/24)



10 • JANE NWABA

G • 5-10 • Gr. • Carlson, Calif. (Pepperdine)
Medicine, Health & Society • (Wah-BUH)

	GP-GS	MIN/G	FG%	3FG%	FT%	R/G	A/G	STL	BLK	PTS/G
24-25	27-25	15.2	46.5	40.5	75.0	2.4	1.0	0.8	0.3	4.7
CAREER	132-89	22.4	42.3	26.7	61.4	4.7	1.6	0.9	0.4	6.9

- Scored a season-high 13 pts vs. Arkansas (Jan. 23)
- Started in 25 games & appeared in all 27 games
- Collected 11 career double-doubles, with nine coming during '23-24
- Averaged 10.0 pts, 6.9 reb, 2.6 ast, & 1.1 stl over her final two seasons at Pepperdine

TOP GAMES

24-25 SEASON	CAREER
PTS 13, Arkansas (01/23/25)	PTS 22, San Francisco (2/1/24)
REB 6 (2x), Last: Tenn. (1/19/25)	REB 12 (3x), Last: at LMU (1/27/24)
AST 3, Lipscomb (11/4/24)	AST 8, at San Francisco (1/11/24)



11 • JORDYN OLIVER

G • 5-10 • Gr. • Carlson, Calif. (Baylor • Duke)
Leadership & Organizational Performance

	GP-GS	MIN/G	FG%	3FG%	FT%	R/G	A/G	STL	BLK	PTS/G
24-25	27-27	30.4	46.2	0.0	80.0	4.8	3.7	1.6	0.4	4.0
CAREER	140-60	19.6	49.6	21.4	52.7	3.6	2.6	1.0	0.3	4.0

- Dished out 3-plus assists in 18 games this season
- Appeared in 140 collegiate games with 60 starts
- One of two players to start in all 27 games - M. Blakes
- Played 2 seasons at Baylor then 1 year at Duke
- Her 11-ast, 10 reb double-double vs. Georgia is the 1st Vandy double-double w/ ast & reb since 1999-00

TOP GAMES

24-25 SEASON	CAREER
PTS 10, vs. Michigan State (11/27/24)	PTS 15 (2x), Last: WKU (11/15/23)
REB 10, Georgia (01/02/25)	REB 11 (2x), Last: vs. UNI (11/25/23)
AST 11, Georgia (01/02/25)	AST 11, Georgia (01/02/25)



12 • KHAMIL PIERRE

F • 6-2 • So. • Phoenix, Ariz. (Perry HS)
Undeclared • (KAH-Meel, Pea-Air)

	GP-GS	MIN/G	FG%	3FG%	FT%	R/G	A/G	STL	BLK	PTS/G
24-25	26-26	30.5	51.1	26.7	66.9	9.7	2.0	2.9	0.3	20.8
CAREER	59-37	24.2	47.7	25.0	66.8	7.3	1.3	1.8	0.4	14.2

- Naismith Trophy Midseason Team
- Naismith Defensive POTY watch list
- 2x SEC Player of the Week - Nov. 26, Dec. 17
- Scored a career-high 42 pts vs. Evansville (Dec. 14)
- Only NCAA D-I player to average at over 21.0 ppg and 9.5 rpg this season

TOP GAMES

24-25 SEASON	CAREER
PTS 42, Evansville (12/14/24)	PTS 42, Evansville (12/14/24)
REB 18, Evansville (12/14/24)	REB 18, Evansville (12/14/24)
AST 5 (2x), Last: UK (01/05/25)	AST 5 (2x), Last: UK (01/05/25)



13 • JUSTINE PISSOTT

G/F • 6-4 • Jr. • Toms River, N.J. (Tennessee)
Human & Organizational Development • (Pih-SOT)

	GP-GS	MIN/G	FG%	3FG%	FT%	R/G	A/G	STL	BLK	PTS/G
24-25	18-0	9.5	39.2	32.4	70.0	1.9	0.5	0.2	0.1	3.3
CAREER	78-28	13.6	35.7	33.9	75.0	1.7	0.6	0.2	0.3	4.3

- Score a season-best 9 pt. at Oklahoma
- Made season debut vs. Butler (Nov. 17)
- Appeared in 51 games and made 28 starts at Vanderbilt
- Played her freshman season at Tennessee

TOP GAMES

24-25 SEASON	CAREER
PTS 9, at Oklahoma (02/20/25)	PTS 17, Dayton (12/20/23)
REB 7, Appalachian St. (12/1/24)	REB 7, Appalachian St. (12/1/24)
AST 2, Ole Miss (02/02/25)	AST 4 (2x), Last: at UT Martin (11/9/23)



14 • AIYANA MITCHELL

F • 6-4 • So. • Colorado Springs, Colo. (Fountain-Carson HS)
Undeclared • (EYE-ON-UH)

	GP-GS	MIN/G	FG%	3FG%	FT%	R/G	A/G	STL	BLK	PTS/G
24-25	27-1	11.7	54.8	0.0	59.4	3.1	0.4	0.6	0.7	3.7
CAREER	42-1	8.9	54.8	0.0	58.3	2.3	0.3	0.4	0.5	2.7

- Averaging 3.7 ppg and 3.1 rpg in 27 games in '24-25
- Made her first career start vs. App State (Dec. 1)
- Pulled down a career-high 6 reb. vs. Mich. State & App State
- Scored career-high 10 pts twice this season

TOP GAMES

24-25 SEASON	CAREER
PTS 10 (2x), Last: App St. (12/1/24)	PTS 10 (2x), Last: App St. (12/1/24)
REB 7 at Auburn (02/16/25)	REB 7 at Auburn (02/16/25)
AST 2, West Georgia (12/21/24)	AST 2, West Georgia (12/21/24)



23 • IYANA MOORE

G • 5-8 • Sr. • Milwaukee, Wis. (Blackman HS)
Human & Organizational Development • (EYE-ON-UH)

	GP-GS	MIN/G	FG%	3FG%	FT%	R/G	A/G	STL	BLK	PTS/G
24-25	26-25	30.9	37.0	33.8	83.3	2.9	2.5	1.0	0.2	12.5
CAREER	94-75	32.2	37.4	35.3	82.1	3.1	2.6	1.3	0.2	13.2

- Third on the team in scoring at 12.5 ppg
- Her 1,238 pts ranks 25th in school history
- Her 189 career 3P FGM ranks 8th at Vandy
- Scored her 1,000th career pt vs. App State

TOP GAMES

24-25 SEASON	CAREER
PTS 23, at LSU (01/13/25)	PTS 37, at Kentucky (1/11/24)
REB 7, at Florida (01/30/25)	REB 9, at Missouri (2/29/24)
AST 7 (2x), Last: AAMU (12/29/24)	AST 8, at Kentucky (1/11/24)



PLAYER QUICK NOTES



24 • AGA MAKURAT

G • 6-2 • So. • Sierakowice, Poland (Sopocka Akademia Tenisowa)
Human & Organizational Development • (AH-Gah MOCK-ew-RAH)

	GP-GS	MIN/G	FG%	3FG%	FT%	R/G	A/G	STL	BLK	PTS/G
24-25	12-0	11.1	30.0	25.6	1.000	2.3	0.8	0.3	0.4	3.4
CAREER	45-3	13.4	33.0	30.2	80.0	1.7	0.6	0.3	0.4	3.8

- Scored a season-high 10 pts vs. App State
- Appeared in 44 games and made three starts at Vanderbilt
- Shot 32.2% from behind the arc in '23-24
- Led the Commodores in scoring twice in '23-24

TOP GAMES

24-25 SEASON	CAREER
PTS 10, Appalachian St. (12/1/24)	PTS 18 (2x), Last: at South Carolina (1/28/24)
REB 5 (2x), Last: West Ga. (12/21/24)	REB 7, at South Carolina (1/28/24)
AST 3, Appalachian St. (12/1/24)	AST 3 (3x), Last: App State (12/1/24)



30 • TRINITY WILSON

F • 6-3 • Fr. • Lakeville, Minn. (Lakeville North HS)
Undeclared

	GP-GS	MIN/G	FG%	3FG%	FT%	R/G	A/G	STL	BLK	PTS/G
24-25	10-0	4.8	38.1	---	33.3	1.4	0.5	0.0	0.2	1.7
CAREER	10-0	4.8	38.1	---	33.3	1.4	0.5	0.0	0.2	1.7

- Scored career-best 6 pts vs. West Ga. on 12.21
- Pulled down 5 reb and scored 2 pts in her debut vs. Lipscomb (11/4/24)
- Ranked the fifth-best player in Minnesota according to PrepGirlsHoops.com
- Collected over 1,000 pts and 1,000 reb during her prep career

TOP GAMES

24-25 SEASON	CAREER
PTS 6, West Georgia (12/21/24)	PTS 6, West Georgia (12/21/24)
REB 5 (2x), Last: APSU (11/8/24)	REB 5 (2x), Last: APSU (11/8/24)
AST 1 (5x), Last: AAMU (12/29/24)	AST 1 (4x), Last: West Ga. (12/21/24)



35 • SACHA WASHINGTON

F • 6-2 • Sr. • Lawrenceville, Ga. (Collins Hill HS)
Human & Organizational Development • (Sah-SHUH)

	GP-GS	MIN/G	FG%	3FG%	FT%	R/G	A/G	STL	BLK	PTS/G
24-25	---	---	---	---	---	---	---	---	---	---
CAREER	99-72	24.9	.487	.000	.639	7.3	1.1	1.0	1.1	10.2

- Redshirting during the '24-25
- Cheryl Miller Award Preseason Watchlist
- Appeared in 99 games and made 72 starts in three seasons at Vanderbilt
- Led the team with 8 double-doubles in '23-24
- Led Vandy with 7.9 rpg in '23-24

TOP GAMES

24-25 SEASON	CAREER
PTS --	PTS 33, vs. La. Tech (12/03/22)
REB --	REB 17, Fairfield (11/12/23)
AST --	AST 7, Fairfield (11/12/23)



-- • MONIQUE WILLIAMS

F • 6-3 • Fr. • Perth, Australia (Willeton Senior HS)
Undeclared • (Moh-NEEK)

	GP-GS	MIN/G	FG%	3FG%	FT%	R/G	A/G	STL	BLK	PTS/G
24-25	---	---	---	---	---	---	---	---	---	---
CAREER	---	---	---	---	---	---	---	---	---	---

- Enrolled after the 2024 Fall semester & will sit out for the rest of '24-25 then begin her Commodore career in '25-26 with four years of eligibility
- Helped Australia win Gold at the FIBA U18 Women's Asia Cup
- Averaged 7.0 pts & 4.0 reb in five games at the FIBA U18 Women's Asia Cup

TOP GAMES

24-25 SEASON	CAREER
PTS --	PTS --
REB --	REB --
AST --	AST --



HC • SHEA RALPH

Fourth Season • UConn '01
7-Time NCAA National Champion • 2000 NCAA Tournament MOP

- 70-56 overall record through three seasons at Vanderbilt
- Guided Vanderbilt to its first NCAA Tournament bid since the 2014 NCAA Tournament in 2023-24 and posted the Dores' first NCAA Tournament victory since 2013
- Posted the largest win improvement from one season to next in school history during the 2023-24 season, as Vandy's 23 victories marked an 11-win improvement from 2022-23
- Guided Vandy to a school record six SEC road wins in '23-'24
- Five players have earned All-SEC honors under Ralph

RALPH COACHING CAREER AT VANDERBILT

SEASON	OVERALL	SEC	SEC FINISH	POSTSEASON
2021-22	16-19	4-12	T-12th	WNIT Sweet 16
2022-23	12-19	3-13	12th	--
2023-24	23-10	9-7	6th	NCAA 1st Rd
2024-25	19-7	6-6	--	--
TOTAL	70-56	22-39		1 NCAA, 1 WNIT

DORE NOTES

A SPARK OFF THE BENCH

Sophomore Madison Greene came off the bench against Mississippi State on Feb. 13 and hit four 3-point field goals en route to a 17-point performance. It is the ninth time this season that Greene has scored 10-plus points in a reserve role. The Columbus, Ohio, native leads the Commodores in points off the bench this season at 7.7 points per game.

BLAKES EARNS AP PLAYER OF THE WEEK AND USBWA TAMIKA CATCHINGS NATIONAL FRESHMAN OF THE WEEK AGAIN

On Tuesday, Vanderbilt women's basketball standout Mikayla Blakes was named the Associated Press Women's Basketball Player of the Week and the United States Basketball Writers Association (USBWA) Tamika Catchings National Freshman of the Week on the same day for the second time this season.

Overall, it is Blakes' NCAA-leading fourth USBWA Tamika Catchings National Freshman of the Week selection this season, while it is the second time she has been named AP Player of the Week over the past three weeks.

The freshmen averaged 34.0 points, 7.0 rebounds, 4.5 assists, and 4.5 steals to help Vanderbilt go 1-1 in a pair of overtime SEC contests this week. Blakes averaged 44.5 minutes per game, as the Commodores played in back-to-back overtime contests that included a total of three extra periods. The guard once again rewrote the SEC and NCAA women's basketball record books this past Sunday, as her 55-point performance at Auburn set the SEC and NCAA freshman single-game scoring records.

BLAKES' BREAKS RECORDS AGAIN

Mikayla Blakes rewrote the NCAA record book once again at Auburn on Feb. 16, as she broke the NCAA freshman single-game scoring record with 55 points in a 98-88 overtime win. Blake, who previously set the NCAA true freshman scoring record with 53 points at Florida on Jan. 30, broke Delaware's Elena Delle Donne's NCAA freshman scoring record of 54 points she scored as a redshirt freshman back during the 2009-10 season. Blakes is the first freshman since the turn of the century to record two 50-plus point performances in the same season, while she is the fourth NCAA Division I player to accomplish the feat since 1999-00.

Blakes shot 53.6 percent from the field, going 15-of-28 from the floor. The freshman from Somerset, New Jersey, went 23-of-24 from the free throw line, as she made her first 23 free throw attempts. The guard dished out a team-high five assists and added five rebounds and three steals to her stat line. Additionally, Blakes' 55 points at Auburn broke her own SEC single-game scoring record of 53 points set at Florida on Jan. 30. The 55 points also set the Neville Arena single-game scoring record for either a men's or women's basketball player.

J.O.'S LEADERSHIP

Graduate student Jordyn Oliver enters Sunday ranked 17th in NCAA Division I in assist-to-turnover ratio at 2.56. The guard leads the team in assists at 3.7 per game, while her 100 total assists are ninth-most in the SEC this season.

Oliver, who is in her sixth season of collegiate basketball, has played in 140 career games, which is tied for 92nd-most by active NCAA Division I players.



12 KHAMIL PIERRE

@khamil.Pierre
@KhamilPierre

ALL-AMERICAN CANDIDATE & WOODEN AWARD MIDSEASON TOP 25

BY THE NUMBERS

42

SCORED **42 POINTS** TO SET A THEN VANDERBILT SINGLE-GAME SCORING RECORD - VS. EVANSVILLE • DEC. 14
Passed by Mikayla Blakes' 53 points at Fla. on 1.30.25

30

IS **1 OF 30 PLAYERS** NAMED TO THE NAISMITH TROPHY MIDSEASON TEAM

28

SCORED **10-PLUS POINTS** IN **28** OF HER LAST 29 GAMES

15

SCORED **20-PLUS POINTS** IN **15 GAMES** THIS SEASON
HAD ONE CAREER GAME WITH 20-PLUS POINTS ENTERING 2024-25 SEASON

13

RANKS **14th** IN NCAA WITH **13 DOUBLE-DOUBLES**
SECOND-MOST IN A SEASON BY A DORE SINCE 1999-00

7

RANKS IN THE TOP 15 IN NCAA IN **7 CATEGORIES**
FG Made (4th; 225) • FG Attempts (11th; 440)
Double-Doubles (14th; 13) • Steals (14th; 76)
Pts Per Game (14th; 20.8) • Pts Scored (15th; 541)
Steals Per Game (15th; 2.92)

2

NAMED SEC PLAYER OF THE WEEK **2 TIMES** THIS SEASON
1-OF-2 PLAYERS TO WIN THE AWARD TWICE

1

ONLY PLAYER IN NCAA TO AVERAGE OVER **21.0 PTS** AND **9.5 REB** PER GAME AND BE IN THE TOP 15 NATIONALLY IN **SCORING AND STEALS**



1 MIKAYLA BLAKES

@mikaylablakes
@mikaylablakes
@mikaylablakes

NATIONAL FRESHMAN OF THE YEAR CANDIDATE

BY THE NUMBERS

55

SCORED 55 POINTS TO SET NCAA FRESHMAN SINGLE-GAME SCORING RECORD THE MOST POINTS SCORED IN SEC HISTORY & VANDERBILT WOMEN'S BASKETBALL HISTORY

23.4

ONLY NCAA DIVISION FRESHMEN TO AVERAGE OVER 20.0 POINTS PER GAME

17

SCORED 20-PLUS POINTS IN 17 GAMES THIS SEASON MOST BY AN NCAA FRESHMAN IN 2024-25

13

CURRENTLY ON A 13-GAME DOUBLE-DIGIT SCORING STREAK SECOND 13-GAME DOUBLE-DIGIT STREAK OF THE SEASON

12

RANKS IN THE TOP FIVE AMONG NCAA FRESHMEN IN 12 CATEGORIES

Scoring (1st; 23.4) • Points Scored (1st; 633)
FG Made (1st; 208) • FG Attempts (1st; 448)
FT Percentage (1st; 88.5%) • 3-Pt FG Attempts (1st; 187)
FT Attempts (2nd; 154) • FT Made (2nd; 154)
Steals (3rd; 67) • Steals/Game (3rd; 2.48)
3-Pt FG Made (3rd; 63) • FG Percentage (5th; 46.6%)

7

NAMED SEC FRESHMAN OF THE WEEK 7 TIMES THIS SEASON

1-OF-3 POWER 4 PLAYERS TO THEIR CONFERENCE'S FRESHMAN OF THE WEEK AWARD SEVEN OR MORE TIMES

1

ONLY PLAYER TO RANK IN THE TOP 10 AMONG FRESHMEN NATIONALLY IN POINTS SCORED, STEALS, AND 3-POINTERS MADE





DORE NOTES

LENDING A HAND

The Commodores rank 37th nationally in assists per game at 16.5. Vanderbilt handed out a season-best 30 assists against Alabama A&M on Dec. 29.

The Dore has dished out 20 or more assists in eight games this season. The Dore is also 36th in the NCAA in assist/turnover ratio at 1.18, which is fifth-best in the SEC.

DYNAMIC DUO

Sophomore Khamil Pierre and freshman Mikayla Blakes are the only pair of teammates in all of NCAA Division I to average over 20.0 points per game. Blakes enters the week ranked sixth nationally at 23.4 points per contest, while Pierre's 20.8 points per contest is 14th in the nation.

Combined, Pierre and Blakes are averaging a combined 44.2 points per game this season make them the highest scoring tandem in the SEC.

KHAMIL'S AMONG SEC'S BEST

Pierre currently ranks leads in the SEC in field goals made (225) and ranks second in rebounds per game, (9.7) steals (76), steals per game (2.92) and double-doubles (13). She is also in the top four in the conference in scoring at 20.8 points per contest.

PUTTING UP THE POINTS

Vanderbilt's 84.6 points per game average is seventh-best in all of NCAA Division I this season, while it is fourth-highest scoring average in the SEC. Vandy has scored 90-plus points in 13 games this season.

CASHING IN AT THE FREE THROW LINE

The Commodores enter the weekend leading the SEC in team free throw percentage at 78.3 percent. It is the 12th-best free throw percentage in NCAA Division I this season.

Freshman Mikayla Blakes leads Vanderbilt with an 88.5 percent free throw percentage, which is third in the SEC and 24th in NCAA. Blakes is making 90.6 percent (106-of-117) of her free throws in SEC play.

MOORE MOVING UP

Senior Iyana Moore is moving up rapidly on Vanderbilt's 1,000-point and all-time 3-pointers made list.

The guard comes into today's game with in 25th on Vanderbilt's all-time scoring list at 1,238 career points, two points shy from passing Carolyn Pech (1,240; 1985-88) for 24th on the list.

Additionally, Moore is in eighth place on Vandy's all-time 3-point made field goal list with 189. She is 14 trifactas away from 3-pointers from moving into seventh place, which is currently held by Julie Powell (1991-94).

BLAKES LEADING THE FRESHMEN

Mikayla Blakes ranks in the top 10 among all NCAA freshmen in 12 categories. Blakes is the only player to rank in the top 10 freshmen nationally in scoring (1st; 23.4), points scored (1st; 633), field goals made (1st; 208), free throw percentage (1st; 88.5%), steals (3rd; 67), and 3-point field goals made (3rd; 63).

The Somerset, New Jersey, native has won SEC Freshman of the Week a league-high seven times, breaking Khamil Pierre's school record of five selections set in 2023-24. Blakes is one of three Power 4 players to win their conference's weekly freshman award seven or more times this season.

DOUBLE-DOUBLE MACHINE

Khamil Pierre is 14th in NCAA Division I with 13 double-doubles entering the weekend. She is one of 22 players nationally to collect 13 or more double-doubles during the 2024-25 season.

Pierre's 13 double-doubles are the second-most in a single-season in since 1999-00. Current assistant coach Ashley Earley collected 14 double-doubles during the 2004-05 season, which is the most by a Dore since the turn over the century.

GETTING MULTIPLE TOP 25 WINS

The Commodores have collected wins over No. 15 Tennessee (71-70) and at No. 19 Alabama (66-64), marking the first time since the 2015-16 campaign the Dore has posted multiple wins over ranked teams in the same season. Vanderbilt will be searching for its second top-25 road win of the campaign.

The last time the Commodores knocked off multiple top-25 teams on the road in the same season came during the 2015-16 campaign. Vanderbilt won at No. 12/12 Kentucky, 71-69, and at No. 24/24 Missouri, 56-52, that season. The win at No. 24-ranked Missouri on Feb. 28, 2016, was also the last time Vanderbilt collected a win over a ranked team on the road.

GETTING THEIR HANDS ON THE BALL

Vandy has been getting hands into the passing lane with great efficiency this season. The Commodores rank inside the top 25 in all of NCAA Division I in steals per game (11th; 12.6), turnover margin (14th; 7.33), turnovers forced per game (20th; 21.33).

Vanderbilt has forced teams into 20 or more turnovers in 18 games this season. Vandy's season-high 36 turnovers forced vs. Evansville on Dec. 14 is tied for the seventh-most in a game in program history.

SCORING STREAKS

Freshman Mikayla Blakes has tallied double-figure points in 13-straight contests, and in 26 of the 27 collegiate games her has played in.

Sophomore Khamil Pierre has registered double-digit points five-straight games. She has scored 10-plus points in 28 of her last 29 games dating back to last season.

Recently, Pierre had her 23-game streak snap. Pierre's 23-game streak was the longest by a Commodore since 2006-07 when Carla Thomas registered double-digit points in 29-straight games. Pierre's streak was also the fourth-longest double-digit scoring streak by a Dore since 1999-00.

PIERRE'S ELITE NUMBERS

Sophomore Khamil Pierre currently ranks fourth all in NCAA Division I in field goals made with 225 and 14th in double-doubles with 13.

The 6-2 forward ranks in the top 15 nationally in seven categories. She is the only NCAA Division I player placed in the top 15 in scoring (14th; 20.8 ppg) and steals per game (15th; 2.92) and she is the lone player in the country to average over 21.0 points and 9.5 rebounds per game this season.

BLAKES' CASE FOR NATIONAL FRESHMAN OF THE YEAR

Freshman guard Mikayla Blakes is making a strong case for national freshman of the year consideration. The 5-8 guard leads all NCAA Division I freshmen in scoring (23.4 ppg), points scored (633), free throw percentage (88.5%) and field goals made (203).

She set the NCAA freshman single-game scoring record with 55 points at Auburn in a 98-88 overtime win on Feb. 16. It was her second game with 50-plus points this season, as she also scored 53 points at Florida on Jan. 30. She is the first player since Mississippi Valley State's Patrica Hoskins in 1988-89 to have multiple games of 53-plus points in the same season.

Her 55 points were also an SEC single-game record, regardless of class, and set Vanderbilt's single-season record, breaking Khamil Pierre's previous school record of 42 points, set back on Dec. 14. Blakes is one of two NCAA freshmen this season to have multiple games with 30-plus points.

WINNING BIG

Vanderbilt holds the 30th-best margin of victory in the nation coming into the weekend. The Commodores are beating teams by an average of 16.3 points per game this season. Vandy has posted seven wins of 40-plus points during the 2024-25 season.

GETTING NATIONALLY RANKED

Vanderbilt broke into the Associated Press Top 25 for the first time since the 2013-14 season on Jan. 27 in at No. 23. The Commodores also checked in at No. 23 in the USA Today/WBCA Coaches Poll, as it marked the second-straight season the Dore has been featured in the Coaches Poll. The rankings marked the first time Vanderbilt has been in both polls since Feb. 18, 2014.





DORE NOTES

BREAKING THE CENTURY MARK

Vanderbilt scored 100-plus points for the sixth time this season in the 101-60 win over Arkansas on Jan. 23. The six games scoring 100 or more points sets the program record for most 100-point games collected in a single season. It is also the first time in school history that the Commodores have scored 100-plus points in two SEC games in the same season.

Vandy has previously registered a 102-50 win over Lipscomb in the season opener on Nov. 4 and on Nov. 22 in a 104-59 win over Samford. More recently, the Dore scored a 106-40 win over Evansville on Dec. 14 and a 108-82 win over Georgia on Jan. 2.

MIKAYLA AND KHAMIL NATIONALLY RECOGNIZED

Vanderbilt's underclassmen duo of freshman Mikayla Blakes and sophomore Khamil Pierre have earned their fair share of national recognition of late, as each was named to the Jersey Mike's Naismith Trophy Women's College Player of the Year Midseason Team on Feb. 12. The Vandy duo were two of 30 players named to the team, while they were two of 11 SEC players selected. Blakes was one of two freshmen to earn a selection, while Pierre was one of six sophomores.

Additionally, Blakes was named to the John R. Wooden Late Midseason Top 20 watch list on Feb. 11, while Pierre was selected to the Naismith Defensive Player of the Year watch list on Feb. 5.

Record-Setting SEC Player of the Week for Blakes

Mikayla Blakes was named the SEC Freshman of the Week for a league-leading sixth time to set the school record for the most weekly SEC frosh awards earned in a season.

Blakes scored 22 points, pulled down four rebounds, and collected three steals at No. 4/6 Texas last Thursday in her lone contest of the week. Her six SEC Freshman of the Week selections sets the school record for most weekly SEC freshman honors in a season, breaking Khamil Pierre's previous record of five set during the 2023-24 campaign.

BLAKES SETS NCAA TRUE FRESHMAN SCORING RECORD

Mikayla Blakes rewrote the NCAA women's basketball record book once again on Jan. 30 at Florida, as the Vanderbilt women's basketball standout broke the NCAA true freshman record for most points scored in a game with a 53-point performance to lead the No. 23/23-ranked Commodores to a 99-86 road win.

Blakes' 53 points are the most scored in a game by a first-year player at the NCAA Division I level, breaking JuJu Watkins' NCAA true freshman single-game scoring record of 51 points, set by the Southern California standout last season. Blakes was one point short of setting the NCAA Division I single-game women's basketball freshman scoring record, held by Delaware's Elena Delle Donne, who scored 54 points in a contest as a redshirt freshman in 2009-10. Delle Donne spent her first season as an NCAA student-athlete on Delaware's volleyball team before playing four seasons of women's basketball for the Blue Hens.

Blakes is the only Division I player — men's or women's — to score at least 50 points in a game this season. Additionally, she set both the SEC and the Vanderbilt women's basketball single-game scoring records. The freshman broke Jocelyn Penn's (LSU) SEC single-game record of 51 points, scored on Jan. 4, 2003, against Stetson. Blakes also surpassed Khamil Pierre's previous school record of 42 points, which was set on Dec. 17 vs. Evansville.

ANOTHER 20-POINT OUTING FOR BLAKES AND PIERRE

Freshman Mikayla Blakes (22 points) and sophomore Khamil Pierre (26 points) each scored 20-plus points in the Feb. 6 loss at No. 4/6 Texas, marking the 10 time this season the duo has registered 20 or more points each in the same game.

The Vanderbilt underclassmen are the only set of teammates in the nation to average over 20 points each this season. Blakes leads the team at 22.1 points per game and Pierre chips in 21.1 points per contest. Blakes has had a total of 15 games this season with 20-plus points, while Pierre has score 20 or more points in 13 games.

SETTING QUARTER RECORDS

Vanderbilt outscored Appalachian State 33-2 in the first quarter en route to a 94-40 win on Dec. 1. The two points scored against the Commodores were the fewest points the program has allowed in any quarter in school history. The plus-31-point advantage at the end of the quarter marked the largest scoring margin in a single quarter in program history. The NCAA moved women's basketball from two halves to four quarters prior to the start of the 2015-16 season.

GREENE GETS A MEDICAL WAIVER

Vanderbilt guard Madison Greene was granted a medical waiver for the 2023-24 season, which will give her an additional year of eligibility. Last season, Greene sustained a season-ending injury on Dec. 17 vs. Lipscomb. She will now be considered a redshirt freshman in terms of athletic eligibility.

OLIVER'S RARE DOUBLE-DOUBLE

Graduate Jordyn Oliver collected a double-double in the win over Georgia with a career-best 11 assists and 10 rebounds on Jan. 2.

It marked the first time a Commodore has posted a double-double via assists and rebounds since 1999-00. She is also the sixth SEC player to accomplish the feat since the turn of the century.

MADDIE'S HOMECOMING

Sophomore Madison Greene had a memorable return trip to her home state of Ohio, as she scored a career-high 25 points off the bench against at Dayton on Dec. 19. Greene is the first Dore to score at least 25 points in a reserve role since Erin Whalen's 25-point performance vs. No. 10-ranked South Carolina on Jan. 18, 2018.

PIERRE'S FOUR-GAME DOUBLE-DOUBLE STREAK COMES TO AN END

Sophomore Khamil Pierre had her four-game double-double streak come to an end against Alabama A&M on Dec. 29. It is tied for the second-longest double-double streak at Vanderbilt since 1999-00 with Mariella Fasoula, who had four in a row in 2019-20. Current Vanderbilt assistant coach Ashley Earley's six-straight double-doubles in 2004-05 is the longest streak since 1999-00.

BLAKES' RECORD SEC DEBUT

Mikayla Blakes' 36-point performance in the 108-82 win over Georgia in the 2025 SEC opener set Vanderbilt's record for most points scored by a freshman in a game. Blakes broke a program record that stood since 1981-82, the first season the NCAA sponsored women's basketball, when Barbara Brackman's 42 points against Tennessee on Feb. 26, 1982.

Blakes shot 45 percent from the floor and matched her career-high of five made 3-pointers in the win over the Lady Bulldogs. The Somerset, New Jersey, native dished out five assists and did not commit a turnover in 33 minutes of action during her SEC debut. The guard went 13-of-14 from the free throw line, as the 13 made charity tosses are the most by a Dore in a game this season. It was Blakes' ninth game with 20 or more points this season, which leads all NCAA freshmen and sets a record for the most 20-point games in a season by a Vandy freshman.

The 36 points are the most points scored by a freshman in the country this season and the most points scored by an NCAA Division I freshman since Audi Crooks' 40-point performance against Maryland in the 2024 NCAA Tournament. It is also the most points registered by an SEC frosh since Mikaylah Williams' 42 points vs. Kent State on Nov. 14, 2013.

KHAMIL COMING UP ACES AGAINST EVANSVILLE

The 42 points, 18 rebounds, and eight steals for Khamil Pierre against Evansville establish new career highs in each category. Her combined 60 points and rebounds are the most collected by a Vanderbilt women's basketball player in a game in program history. Her 42-point performance last Saturday also extended her career-long double-digit scoring streak to 13 games dating back to last season. She also collected her eighth double-double of the season, which is tied for the sixth-most in a season since 1999-00.

Pierre is the fifth NCAA Division I women's basketball player since 1999-00 to have a game stat line of 40-plus points, 15-plus rebounds, and 5-plus steals, and she is the first player to accomplish the feat since the 2013-14 season. Pierre is the fifth Commodore since 1999-00 to have a game with 30-plus points and 10-plus rebounds.





DORE NOTES

PIERRE'S 42-POINT PERFORMANCE

Khamil Pierre put on one of the most memorable performances in Vanderbilt women's basketball history in the 106-40 win over Evansville on Dec. 14. She posted 42 points, 18 rebounds, and eight steals in the win over the Purple Aces. Her 42-point performance set a new program record for most points scored in a single game, passing the previous mark of 41 points shared by Chantelle Anderson (Feb. 8, 2001) and Cijia Harbison (Jan. 29, 2023).

The 6-2 forward started her day with a bang against the Purple Aces, scoring 20 points in the first quarter. Pierre's performance in the opening frame on Saturday marked the most points scored by a Commodore in the first quarter in program history. Additionally, Pierre ties Marnelle Garraud's program record for most points scored in any quarter, which was set on Jan. 16, 2023, in the fourth quarter at Arkansas.

Her 19 made field goals tie the program record for more field goals made in a game in Vanderbilt history, tying Anderson's 19 made field goals in her 40-point performance vs. Portland State. The 19 made field goals are also the sixth-most in SEC history.

The 42 points scored are the most in an NCAA Division I game this season. It is also tied for the most points scored by an SEC player since the 2020-21 season.

HISTORIC START FOR BLAKES

Freshman Mikayla Blakes scored 10-plus points in each of her first 13 games to begin her Vanderbilt career, ending on Dec. 29 vs. Alabama A&M. She is the first Dore since at least 1999-00 to open their Vandy career with 13-straight games with 10-plus points. Additionally, it is the fourth-longest double-digit scoring streak to begin a season in school history.

MIXING AND MATCHING

Vanderbilt used its fourth different starting lineup in the Dec. 1 win over Appalachian State, as graduate student Jane Nwaba returned to the starting five and sophomore Aiyana Mitchell made her first career start. Mitchell makes the seventh different Commodore to record a start through the season's first 10 games.

DOUBLE-DOUBLE DUO

Sophomore Khamil Pierre and graduate student Leilani Kapinus became the first set of Commodore teammates to record a double-double in the same game this season the win over Samford on Nov. 22. Pierre registered 21 points and 12 rebounds to post her fifth double-double of the season, while Kapinus collected 11 points and 10 rebounds to record her first at Vanderbilt. It is the first time since March 7, 2024, that two Vanderbilt players posted a double-double in the same game, as Pierre and Sacha Washington accomplished the feat against Florida in the second round of the 2024 SEC Tournament.

PIERRE'S SEASON-OPENING DOUBLE-DOUBLE STREAK

Khamil Pierre opened the 2024-25 season posting a double-double in three-straight games. She became the first Commodore since Koi Love in 2020-21 to open a season collecting three-straight double-doubles.

GREENE MAKING THE MOST OF HER FIRST START

Sophomore Madison Greene shined in her first career start at Vanderbilt in the 62-49 win at South Florida on Nov. 14. The guard was inserted into the lineup with senior Iyana Moore battling back spasms and turned in a season-high 15 points. Greene hit a career-best five 3-point field goals against the Bulldogs. She is the first Commodore to hit five 3-pointers in a game since Justine Pissott against Dayton on Dec. 20, 2023.

SEASON-OPENING DOUBLE-DOUBLE FOR KHAMIL

Khamil Pierre got her sophomore campaign started in a big way, as the 6-2 forward scored 25 points and pulled down 14 rebounds in the season-opening win over Lipscomb. It was the first time that a Commodore posted a double-double in a season opener since Koi Love's 24-point, 10-rebound performance at Little Rock in the first game of the 2020-21 season. It is Pierre's fifth career double-double, while she extended her double-digit scoring streak to four games dating back to last season.

A REMARKABLE DEBUT

Freshman Mikayla Blakes put on a spectacular showing in her Vanderbilt debut this past Monday, as she recorded 23 points, five assists, and five rebounds to go along with a pair of steals. She is the first Commodore to score 23 or more points in their debut game since Rebekah Dahlman's 23-point outing in her debut on Nov. 11, 2013, against Appalachian State.

GREENE'S RETURN

Madison Greene had a standout return to the court after missing the final 22 games last season. Greene recorded 14 points in 28 minutes off the bench in the season opener vs. Lipscomb on Nov. 4. She also established new career highs in steals (6), assists (4), and field goals made (6) in her return against the Bisons.

100-POINT BREAKOUT IN THE SEASON OPENER

Vanderbilt scored 100-plus points in a game for the first time since putting up 106 points in a 106-55 win at Tennessee State on Nov. 25, 2019. It was the first time under head coach Shea Ralph that the Commodores have tallied 100 or more points in a game. It was also the first time that Vandy scored 100-plus points at Memorial Gym since they knocked off Quinnipiac, 111-53, on Nov. 26, 2010. It is also the 47th time that Vanderbilt women's basketball has scored 100 or more points in a game in program history.

RETURNING FIRE POWER

Vanderbilt returns 78.4 percent of its scoring from last season as the Commodores bring back nine players from the 2023-24 roster. The group of returnees includes five players who started 10 or more games for the Dores a year ago, four of which started for Vandy during last year's NCAA Tournament run.

EXPERIENCED ROSTER

Vanderbilt is one of the most experienced teams in the SEC this season, as they have four players who have played in 90-plus games during their college career. That list includes Jordyn Oliver (114), Jane Nwaba (106), Sacha Washington (99), and Leilani KAPINUS (95). The Commodores are one of four SEC teams that have four or more players who have played in 90 more collegiate games.

ONE OF THE SEC'S BEST

Senior Sacha Washington, 2024-25 season, is one of two SEC players who have collected over 1,000 points, 700 rebounds, and 100 blocks in their career, joined by Ole Miss' Madison Scott. Washington became the 41st Commodore to score 1,000 career points during Vanderbilt's NCAA Tournament run last season. She comes into the year having amassed 1,008 points, 720 rebounds, 108 blocks, and 105 assists in 99 career games.

A TANGIBLE IMPROVEMENT

Vanderbilt's 23 wins this season marks an 11-win improvement from last year's win total of 12. It was tied for the largest improvement in win total from year-to-year in program history, matching the 1983-84 team.

SEC PROJECTIONS

Vanderbilt will be out to prove the preseason prognosticators wrong this year once again. The Commodores were selected to finish 10th in the SEC Preseason Media Poll and 12th in the SEC Coaches Poll. Vandy has finished better than projected in the preseason polls each year under head coach Shea Ralph. Last season, the Dores were picked to finish 13th in the preseason coaches poll and 14th in the preseason media poll, then went 9-7 in SEC games last season to finish in sixth place.





STATISTICAL RANKINGS

Statistic	RANKING (as of 02.18)		
	NCAA	SEC	Value
Assist/Turnover Ratio (353 ranked)	36	5	1.18
Assists Per Game (353 ranked)	37	6	16.5
Bench Points Per Game (353 ranked)	143	11	19.2
Blocks Per Game (353 ranked)	188	14	2.9
Field Goal Percentage (353 ranked)	46	9	45.3
Field Goal Percentage Defense (353 ranked)	307	14	43.2
Fouls Per Game (353 ranked)	164	8	16.5
Free Throw Attempts Per Game (353 ranked)	35	4	19.78
Free Throw Percentage (353 ranked)	12	1	78.3
Free Throws Made Per Game (353 ranked)	18	3	15.48
Rebound Margin (353 ranked)	140	13	2.0
Rebounds (Defensive) Per Game (353 ranked)	265	14	23.5
Rebounds (Offensive) Per Game (353 ranked)	16	5	15.3
Rebounds Per Game (349 ranked)	77	11	38.81
Scoring Defense (353 ranked)	268	11	68.3
Scoring Margin (349 ranked)	30	8	16.3
Scoring Offense (353 ranked)	7	4	84.6
Steals Per Game (353 ranked)	11	1	12.6
Three Point Attempts Per Game (353 ranked)	123	7	21.0
Three Point Percentage (353 ranked)	95	7	33.3
Three Point Percentage Defense (353 ranked)	105	6	29.5
Three Pointers Per Game (353 ranked)	103	7	7.0
Turnover Margin (353 ranked)	14	4	7.33
Turnovers Forced Per Game (353 ranked)	20	4	21.33
Turnovers Per Game (353 ranked)	58	5	14.0
Winning Percentage (353 ranked)	78	8	70.4

Individual	RANKING (as of 02.18)		
	NCAA	SEC	Value
Mikayla Blakes			
Field Goal Attempts	8	2	448
Field Goal Percentage	121	17	46.4
Field Goals Made	9	4	208
Free Throw Attempts	15	2	174
Free Throw Percentage	24	3	88.5
Free Throw Made	8	2	154
Points Scored	4	2	633
Points Per Game	6	2	23.4
Steals	25	4	67
Steals Per Game	38	4	2.48
Three Point Attempts	23	2	187
Three Point Percentage	139	13	33.7
Three Pointers Made	41	3	63
Three Pointers Per Game	65	5	2.33

Khamil Pierre			
Double Doubles	14	2	13
Field Goal Attempts	11	3	440
Field Goal Percentage	60	7	51.1
Field Goals	4	1	225
Free Throw Attempts	74	5	130
Free Throw Made	118	8	87
Points Scored	15	5	541
Points Per Game	14	4	20.8
Rebounds	30	3	251
Rebounds Per Game	30	2	9.7
Steals	14	2	76
Steals Per Game	15	2	2.92

Iyana Moore			
Three Pointers Attempts	107	6	157
Three Point Percentage	139	13	33.7
Three Pointers Made	128	10	53
Three Pointers Per Game	151	11	2.04

Jordyn Oliver			
Assists/Turnover Ratio	17	3	2.56
Assists	133	9	100
Assists Per Game	152	10	3.7

SEC PLAYER OF THE WEEK	
Week	Player
11-12	Raegen Beers, Okla.
11-19	Talaysia Cooper, Tenn.
11-26	Khamil Pierre, Vandy
12-03	Aneesha Morrow, LSU
	Payton Verhulst, Okla.
12-10	Izzy Higginbottom, Ark.
	Mikaylah Williams, Tenn.
12-17	Khamil Pierre, Vandy
12-23	DeYona Gaston, Auburn
	Aneesah Morrow, LSU

SEC FRESHMAN OF THE WEEK	
Week	Player
11-12	Clara Silva, UK
11-19	Mikayla Blakes, Vandy
11-26	Mikayla Blakes, Vandy
	Sira Thienou, Ole Miss
12-03	Joyce Edwards, SC
	Justice Carlton, Texas
12-10	Mikayla Blakes, Vandy
	Syriah Daniels, Auburn
12-17	Sira Thienou, Ole Miss
12-23	Justice Carlton, Texas
12-31	Miyah Verse, Georgia
	Kaniya Boyd, Tenn.

LEADERS & MISCELLANEOUS STATS

Leading Scorer - Season		Ind. High Points - Game		Largest Halftime Deficit in a Win	
Mikayla Blakes - 23.4 ppg		55 pts - Mikayla Blakes at Auburn (02/16/25)		7 pts - 27-34 at Alabama (01/26/25)	
Leader in FG% - Season		Ind. High Rebounds - Game		Largest Halftime Lead in a Loss	
Khamil Pierre - 51.1% (225-440)		18 reb - Khamil Pierre vs. Evansville (12/14/24)		2 pts - 31-29 vs. Mississippi State (02/13/25)	
Leader in FT% - Season		Ind. High FTM - Game		Largest Vandy Lead	
Mikayla Blakes - 88.5% (154-174)		23 FTM - Mikayla Blakes at Auburn (02/16/25)		68 pts - 106-38 vs. Evansville (12/14/24)	
Leader in 3-P FG% - Season		Ind. High 3-Pt FGM - Game		Largest Vandy Deficit	
Iyana Moore - 34.0% (52-153)		7 3PM - Mikayla Blakes at Oklahoma (02/20/25)		35 pts - 31-66 at Ole Miss (01/09/25)	
Leader in 3-P FGM - Season		Ind. High Assists - Game		Longest Scoring Run	
Mikayla Blakes - 63 3PFGM		11 - Jordyn Oliver vs. Georgia (01/02/25)		26-0 vs. Hampton (11/20/24)	
Leading Rebounder - Season		Ind. High Blocks - Game		Longest Opp. Scoring Run	
Khamil Pierre - 9.7 rpg		4 - Aiyana Mitchell at Auburn (02/16/25)		19-0 - at Oklahoma (02/20/25)	
Leader in Assists - Season		Ind. High Steals - Game		Largest 1st Half Deficit in a Win	
Jordyn Oliver - 3.7 apg		8 - Khamil Pierre vs. Evansville (12/14/24)		7 pts - 7-0 at Dayton (12/19/24)	
Leader in Steals - Season		Largest Margin of Victory		7 pts - 7-0 at Auburn (02/16/25)	
Khamil Pierre - 2.9 spg		66 pts - 106-40 vs. Evansville (12/14/24)		Largest 2nd Half Deficit in a Win	
Leader in Blocks - Season		Largest Halftime Lead		15 pts - 59-74 at Auburn (02/16/25)	
Aiyana Mitchell - 0.7 bpg		38 pts - 58-20 vs. Evansville (12/14/24)			
20-Pt Scoring Games		Largest Halftime Deficit			
Mikayla Blakes - 17		19 pts - 25-44 at Ole Miss (01/09/25)			
Khamil Pierre - 15					
Iyana Moore - 2					
Madison Greene - 1					
30-Pt Scoring Games					
Mikayla Blakes - 4					
40-Pt Scoring Games					
M. Blakes/K. Pierre - 2					
50-Pt Scoring Games					
Mikayla Blakes - 2					

SCORING HIGH-LOW QUARTERS

Most 1st Quarter Points Scored		Most 1st Quarter Points Allowed	
34, vs. Evansville - 12.14.24		31, vs. Kentucky - 01.05.25	
Most 1st Quarter Points Scored (SEC Games)		Most 1st Quarter Points Allowed (SEC Games)	
26 (2x), Last: vs. Arkansas - 01.23.25		31, vs. Kentucky - 01.05.25	
Fewest 1st Quarter Points Scored		Fewest 1st Quarter Points Allowed	
10, at Texas - 02.06.25		2, vs. Appalachian State - 12.1.24	
Fewest 1st Quarter Points Scored (SEC Games)		Fewest 1st Quarter Points Allowed (SEC Games)	
10, at Texas - 02.06.25		9, vs. Mississippi State - 02.13.25	
Most 2nd Quarter Points Scored		Most 2nd Quarter Points Allowed	
35, vs. West Georgia - 12.21.24		27, at Ole Miss - 01.09.25	
Most 2nd Quarter Points Scored (SEC Games)		Most 2nd Quarter Points Allowed (SEC Games)	
27 (2x), Last: vs. at Florida - 01.30.25		27, at Ole Miss - 01.09.25	
Fewest 2nd Quarter Points Scored		Fewest 2nd Quarter Points Allowed	
8, vs. Michigan State - 11.27.24		5, vs. Tennessee - 01.19.25	
Fewest 2nd Quarter Points Scored (SEC Games)		Fewest 2nd Quarter Points Allowed (SEC Games)	
10, vs. Ole Miss - 02.02.25		5, vs. Tennessee - 01.19.25	
Most 3rd Quarter Points Scored		Most 3rd Quarter Points Allowed	
29, vs. Georgia - 01.02.25		34, at Oklahoma - 02.20.25	
Most 3rd Quarter Points Scored (SEC Games)		Most 3rd Quarter Points Allowed (SEC Games)	
29, vs. Georgia - 01.02.25		34, at Oklahoma - 02.20.25	
Fewest 3rd Quarter Points Scored		Fewest 3rd Quarter Points Allowed	
12, at Ole Miss - 01.09.25		4 (2x), vs. Hampton - 11.20.24	
Fewest 3rd Quarter Points Scored (SEC Games)		Fewest 3rd Quarter Points Allowed (SEC Games)	
12, at Ole Miss - 01.09.25		7, at Alabama - 01.23.25	
Most 4th Quarter Points Scored		Most 4th Quarter Points Allowed	
38, vs. Samford - 11.22.24		33, vs. Michigan State - 11.27.24	
Most 4th Quarter Points Scored (SEC Games)		Most 4th Quarter Points Allowed (SEC Games)	
29 (2x), Last: vs. Arkansas - 01.23.25		30, at Florida - 01.30.25	
Fewest 4th Quarter Points Scored		Fewest 4th Quarter Points Allowed	
8, at South Florida - 11.14.24		7, vs. Austin Peay - 11.8.24	
Fewest 4th Quarter Points Scored (SEC Games)		Fewest 4th Quarter Points Allowed (SEC Games)	
17 (2x), vs. Mississippi State - 02.13.25		13, vs. Arkansas - 01.23.25	



2024-25 OVERALL STATS

Game Records

Record	Overall	Home	Away	Neutral
ALL GAMES	19-8	12-3	6-4	1-1
CONFERENCE	6-7	3-3	3-4	0-0
NON-CONFERENCE	13-1	9-0	3-0	1-1

Score by Periods

Team	1st	2nd	3rd	4th	OT	TOT
Vanderbilt	564	535	561	597	26	2283
Opponents	422	396	510	491	24	1843

Team Box Score

No.	Player				Total		3-Point		F-Throw		Rebounds												
		GP-GS	MIN	AVG	FG-FGA	FG%	3FG-3FGA	3FG%	FT-FTA	FT%	OFF	DEF	TOT	AVG	PF	DQ	A	TO	BLK	STL	PTS	AVG	
1	BLAKES, Mikayla	27-27	847:43	31.4	208-448	.464	63-187	.337	154-174	.885	40	52	92	3.4	68	1	83	82	8	67	633	23.4	
12	PIERRE, Khamil	26-26	791:59	30.5	225-440	.511	4-15	.267	87-130	.669	91	160	251	9.7	76	3	53	42	7	76	541	20.8	
23	MOORE, Iyana	26-25	804:16	30.9	111-300	.370	53-157	.338	50-60	.833	23	52	75	2.9	55	2	65	63	5	25	325	12.5	
4	GREENE, Madison	27-4	592:08	21.9	71-161	.441	23-63	.365	42-49	.857	18	48	66	2.4	51	0	38	46	1	34	207	7.7	
10	NWABA, Jane	27-25	411:28	15.2	46-99	.465	15-37	.405	21-28	.750	29	35	64	2.4	32	0	26	19	7	21	128	4.7	
5	KAPINUS, Leilani	26-0	472:57	18.2	40-92	.435	7-26	.269	21-28	.750	37	50	87	3.3	49	0	41	30	12	46	108	4.2	
11	OLIVER, Jordyn	27-27	819:37	30.4	48-104	.462	0-1	.000	12-15	.800	52	77	129	4.8	39	1	100	39	12	42	108	4.0	
14	MITCHELL, Aiyana	27-1	317:13	11.7	40-73	.548	0-0	.000	19-32	.594	36	48	84	3.1	45	0	11	23	19	16	99	3.7	
24	MAKURAT, Aga	12-0	133:14	11.1	15-50	.300	10-39	.256	1-1	1.000	7	20	27	2.3	3	0	10	7	5	3	41	3.4	
13	PISSOTT, Justine	18-0	170:51	9.5	20-51	.392	12-37	.324	7-10	.700	12	23	35	1.9	16	0	9	9	1	3	59	3.3	
30	WILSON, Trinity	10-0	47:35	4.8	8-21	.381	0-0	.000	1-3	.333	5	9	14	1.4	4	0	5	3	2	0	17	1.7	
2	BROWN, Jada	12-0	65:60	5.5	6-11	.545	2-5	.400	3-4	.750	4	8	12	1.0	7	0	5	6	0	6	17	1.4	
Team											59	53	112								9		
Total		27	5475		838-1850	.453	189-567	.333	418-534	.783	413	635	1048	38.8	445	7	446	378	79	339	2283	84.6	
Opponents		27	5475		707-1637	.432	157-532	.295	272-384	.708	339	655	994	36.8	488	7	379	576	84	189	1843	68.3	

Team Statistics

	VU	OPP
Scoring	2283	1843
Points per game	84.6	68.3
Scoring margin	+16.3	-
Field goals-att	838-1850	707-1637
Field goal pct	.453	.432
3 point fg-att	189-567	157-532
3-point FG pct	.333	.295
3-pt FG made per game	7.0	5.8
Free throws-att	418-534	272-384
Free throw pct	.783	.708
F-Throws made per game	15.5	10.1
Rebounds	1048	994
Rebounds per game	38.8	36.8
Rebounding margin	+2.0	-
Assists	446	379
Assists per game	16.5	14.0
Turnovers	378	576
Turnovers per game	14.0	21.3
Turnover margin	+7.3	-
Assist/turnover ratio	1.2	0.7
Steals	339	189
Steals per game	12.6	7.0
Blocks	79	84
Blocks per game	2.9	3.1
Winning streak	0	-
Home win streak	0	-
Attendance	59050	40267
Home games-Avg/Game	15-3937	10-4027
Neutral site-Avg/Game	-	2-533

Team Results

Date	Opponent		Score	Att.
11/04/2024	Lipscomb	W	102-50	5282
11/08/2024	Austin Peay	W	93-37	2343
11/14/2024	at South Fla.	W	62-49	2606
11/17/2024	Butler	W	81-52	2615
11/20/2024	Hampton	W	94-45	2353
11/22/2024	Samford	W	104-59	2524
11/26/2024	vs Arizona	W	71-60	450
11/27/2024	vs Michigan St.	L	70-78	615
12/01/2024	App State	W	94-40	2621
12/04/2024	at Miami (FL)	W	88-70	2107
12/14/2024	Evansville	W	106-40	2599
12/19/2024	at Dayton	W	80-66	1632
12/21/2024	West Ga.	W	103-68	2634
12/29/2024	Alabama A&M	W	93-64	3061
01/02/2025	Georgia	W	108-82	3120
01/05/2025	Kentucky	L	78-96	8501
01/09/2025	at Ole Miss	L	59-87	3825
01/13/2025	at LSU	L	77-83	10201
01/19/2025	Tennessee	W	71-70	8299
01/23/2025	Arkansas	W	101-60	3500
01/26/2025	at Alabama	W	66-64	2712
01/30/2025	at Florida	W	99-86	1709
02/02/2025	Ole Miss	L	61-76	6021
02/06/2025	at Texas	L	66-87	7049
02/13/2025	Mississippi St.	Lot2	77-85	3577
02/16/2025	at Auburn	Wot	98-88	4353
02/20/2025	at Oklahoma	L	81-101	4073





2024-25 SEC STATS

Game Records

Record	Overall	Home	Away	Neutral
ALL GAMES	6-7	3-3	3-4	0-0
CONFERENCE	6-7	3-3	3-4	0-0
NON-CONFERENCE	0-0	0-0	0-0	0-0

Score by Periods

Team	1st	2nd	3rd	4th	OT	TOT
Vanderbilt	226	240	256	294	26	1042
Opponents	229	229	298	285	24	1065

Team Box Score

No.	Player	GP-GS			Total		3-Point		F-Throw		Rebounds				PF DQ A TO BLK STL PTS AVG								
		GP	GS	MIN	AVG	FG-FGA	FG%	3FG-3FGA	3FG%	FT-FTA	FT%	OFF	DEF	TOT	AVG	PF	DQ	A	TO	BLK	STL	PTS	AVG
1	BLAKES, Mikayla	13	13	463:15	35.6	112-238	.471	34-89	.382	106-117	.906	23	32	55	4.2	39	1	34	50	5	27	364	28.0
12	PIERRE, Khamil	13	13	432:46	33.3	96-223	.430	4-13	.308	50-73	.685	30	76	106	8.2	41	2	28	21	4	25	246	18.9
23	MOORE, Iyana	13	13	431:29	33.2	56-147	.381	26-78	.333	29-32	.906	14	24	38	2.9	29	2	28	30	3	15	167	12.8
4	GREENE, Madison	13	0	254:28	19.6	25-59	.424	10-26	.385	15-18	.833	5	17	22	1.7	26	0	12	17	0	10	75	5.8
10	NWABA, Jane	13	13	191:39	14.7	16-43	.372	9-18	.500	9-14	.643	14	16	30	2.3	18	0	11	9	0	10	50	3.8
13	PISSOTT, Justine	9	0	92:38	10.3	11-24	.458	7-20	.350	5-6	.833	5	8	13	1.4	11	0	6	7	1	0	34	3.8
11	OLIVER, Jordyn	13	13	429:36	33.0	21-43	.488	0-1	.000	5-7	.714	19	35	54	4.2	24	1	51	19	5	21	47	3.6
5	KAPINUS, Leilani	13	0	215:45	16.6	12-31	.387	2-9	.222	7-9	.778	13	25	38	2.9	26	0	11	15	4	20	33	2.5
14	MITCHELL, Aiyana	13	0	147:10	11.3	9-21	.429	0-0	.000	3-7	.429	11	24	35	2.7	26	0	7	13	12	8	21	1.6
24	MAKURAT, Aga	2	0	04:11	2.1	1-2	.500	1-2	.500	0-0	.000	0	0	0	0.0	0	0	1	0	0	0	3	1.5
2	BROWN, Jada	2	0	06:28	3.2	1-2	.500	0-1	.000	0-0	.000	0	1	1	0.5	0	0	0	2	0	0	2	1.0
30	WILSON, Trinity	2	0	05:35	2.8	0-0	.000	0-0	.000	0-0	.000	0	0	0	0.0	2	0	0	1	0	0	0	0.0
Team												23	20	43				5					
Total		13		2675		360-833	.432	93-257	.362	229-283	.809	157	278	435	33.5	242	6	189	189	34	136	1042	80.2
Opponents		13		2675		406-846	.480	83-259	.320	170-226	.752	185	341	526	40.5	247	5	212	230	45	87	1065	81.9

Team Statistics

	VU	OPP
Scoring	1042	1065
Points per game	80.2	81.9
Scoring margin	-1.8	-
Field goals-att	360-833	406-846
Field goal pct	.432	.480
3 point fg-att	93-257	83-259
3-point FG pct	.362	.320
3-pt FG made per game	7.2	6.4
Free throws-att	229-283	170-226
Free throw pct	.809	.752
F-Throws made per game	17.6	13.1
Rebounds	435	526
Rebounds per game	33.5	40.5
Rebounding margin	-7.0	-
Assists	189	212
Assists per game	14.5	16.3
Turnovers	189	230
Turnovers per game	14.5	17.7
Turnover margin	+3.2	-
Assist/turnover ratio	1.0	0.9
Steals	136	87
Steals per game	10.5	6.7
Blocks	34	45
Blocks per game	2.6	3.5
Winning streak	0	-
Home win streak	0	-
Attendance	33018	33922
Home games-Avg/Game	6-5503	7-4846
Neutral site-Avg/Game	-	0-0

Team Results

Date	Opponent	Score	Att.
01/02/2025	Georgia	W 108-82	3120
01/05/2025	Kentucky	L 78-96	8501
01/09/2025	at Ole Miss	L 59-87	3825
01/13/2025	at LSU	L 77-83	10201
01/19/2025	Tennessee	W 71-70	8299
01/23/2025	Arkansas	W 101-60	3500
01/26/2025	at Alabama	W 66-64	2712
01/30/2025	at Florida	W 99-86	1709
02/02/2025	Ole Miss	L 61-76	6021
02/06/2025	at Texas	L 66-87	7049
02/13/2025	Mississippi St.	Lot2 77-85	3577
02/16/2025	at Auburn	Wot 98-88	4353
02/20/2025	at Oklahoma	L 81-101	4073





HONORS & AWARDS

VANDERBILT COMMODORES

- NCAA.com Team of the Week (Jan. 28)

MIKAYLA BLAKES • Fr. • 5-8 • G • Somerset, N. J.

- SEC Freshman of the Week (Nov. 19)
- SEC Co-Freshman of the Week (Nov. 26)
- SEC Co-Freshman of the Week (Dec. 10)
- TSWA Player of the Week (Jan. 7)
- NCAA.com Player of the Week (Jan. 21)
- USBWA Tamika Catchings National Co-Freshman of the Week (Jan. 21)
- USBWA Tamika Catchings National Freshman of the Week (Jan. 28)
- AP National Player of the Week Runner-Up (Jan. 28)
- SEC Co-Freshman of the Week (Jan. 28)
- TSWA Player of the Week (Jan. 28)
- USBWA Ann Meyers Drysdale National Player of the Year Midseason Top 50 Watch List (Feb. 3)
- AP National Player of the Week (Feb. 4)
- USBWA Tamika Catchings National Freshman of the Week (Feb. 4)
- SEC Freshman of the Week (Feb. 4)
- TSWA Player of the Week (Feb. 4)
- Naismith Starting 5 Ann Meyers Drysdale Shooting Guard of the Year Award Top 10 Watch List (Feb. 4)
- SEC Freshman of the Week (Feb. 11)
- John R. Wooden Award Late Midseason Top 20 Watch List (Feb. 11)
- Jersey Mike's Naismith Trophy Women's College Player of the Year Midseason Team (Feb. 12)
- Dawn Staley Award Late Season Watch List (Feb. 17)
- AP National Player of the Week (Feb. 18)
- USBWA Tamika Catchings National Freshman of the Week (Feb. 18)
- SEC Co-Player of the Week (Feb. 18)
- SEC Freshman of the Week (Feb. 18)

KHAMIL PIERRE • So. • 6-2 • F • Phoenix, Ariz.

- SEC Player of the Week (Nov. 26)
- USBWA Ann Meyers Drysdale National Players of the Week (Dec. 17)
- AP National Player of the Week Runner-Up (Dec. 17)
- SEC Player of the Week (Dec. 17)
- TSWA Player of the Week (Dec. 17)
- TSWA Player of the Week (Dec. 31)
- John R. Wooden Award Midseason Top 25 Watch List (Jan. 7)
- USBWA Ann Meyers Drysdale National Player of the Year Midseason Top 50 Watch List (Feb. 3)
- Naismith Defensive Player of the Year Midseason Watch List (Feb. 5)
- Jersey Mike's Naismith Trophy Women's College Player of the Year Midseason Team (Feb. 12)

SACHA WASHINGTON • Sr. • 6-2 • F • Lawrenceville, Ga.

- Cheryl Miller Award Preseason Watch List (Nov. 1)
- Allstate NACDA Good Works Winter Team (Feb. 20)



BLAKES WINS AP PLAYER OF THE WEEK (FEB. 4)

Freshman Mikayla Blakes was named the Associated Press Player of the Week on Feb. 4. She becomes the first Commodore in program history to be named AP Player of the Week, with the award starting in 2023-24. It is the second-straight week that Blakes was recognized by the AP, as she was runner-up for the award on Jan. 28.

RECORD-SETTING SEC FRESHMAN OF THE WEEK AWARD (FEB. 3)

Mikayla Blakes was named the SEC Freshman of the Week for the fifth time this season, tying her with Khamil Pierre (2023-24) for the most freshmen SEC weekly honors in program history. Blakes broke the SEC women's basketball single-game scoring record with 53 points at Florida on Jan. 30. For the week, Blakes averaged 34.5 points, 2.5 rebounds, and 2.0 steals per game.

NATIONAL PLAYER OF THE YEAR WATCH LIST FOR BLAKES AND PIERRE (FEB. 3)

Mikayla Blakes and Khamil Pierre, the nation's highest-scoring duo, were selected to the USBWA Ann Meyers Drysdale National Player of the Year Award midseason top 50 watch list.

Pierre has taken one of the biggest leaps forward in the country this season from last season, as she has improved her scoring average by 12.1 points from her freshman campaign. Pierre is putting up 21.0 points and 10.3 rebounds per game this season, making her the only player in the country to average over 20.0 points and 10.0 rebounds.

Blakes is making a strong case for national freshman of the year consideration. The 5-8 guard leads all NCAA Division I freshmen in scoring (22.1 ppg), points scored (509), and field goals made (172).

NCAA TEAM OF THE WEEK (JAN. 28)

Vanderbilt was selected as the NCAA Team of the Week after breaking into the Associated Press Women's College Basketball Top 25 Poll for the first time in over a decade. Vandy went 2-0 last week in a pair of SEC games that put them back over .500 in league play at 4-3. The Does collected a 101-60 win over Arkansas last Thursday to set the school record for most 100-point games in a season with six. The Does then went on the road to knock off No. 19-ranked Alabama on the road, 66-64, to post their first road win over a ranked team since the 2015-16 season.





HONORS & AWARDS



BLAKES SELECTED AS NATIONAL FRESHMAN OF THE WEEK (JAN. 21)

First-year Vanderbilt guard Mikayla Blakes won a pair of weekly national awards after her 23-point performance vs. No. 15-ranked Tennessee, which included a game-winning tip-in. Blakes was named the USBWA Tamika Catchings National Freshman of the Week, sharing the honor with Nebraska's Britt Prince.

BLAKES PICKED AS NCAA.COM PLAYER OF THE WEEK (JAN. 21)

NCAA's Autumn Johnson named Blakes the NCAA Player of the Week after her 23-point effort against the Lady Volunteers, which included a game-winning tip-in basket with 0.7 seconds left in the game.

BLAKES NAMED TSWA PLAYER OF THE WEEK (JAN. 7)

Freshman Mikayla Blakes averaged 30.0 points, 4.0 rebounds, 2.5 assists, and 2.0 steals to help Vanderbilt go 1-1 in its first week of SEC play to earn Tennessee Sports Writers Association Player of the Week honors. It is Blakes' first TSWA Player of the Week selection and Vanderbilt's third this season, as Khamil Pierre has been a two-time honoree.

The highlight of Blakes' week came in her first-ever SEC contest, as she scored a Vanderbilt freshman-record 36 points in a 108-82 win over Georgia on Jan. 2. She followed that up with a 24-point effort against No. 16-ranked Kentucky.

KHAMIL EARNS HER SECOND SEC PLAYER OF THE WEEK HONOR - DEC. 17

Sophomore Khamil Pierre was named SEC Player of the Week for the second time this season on Dec. 17. The 6-2 forward averaged an SEC-best 42.0 points, 18.0 points, and 8.0 steals this week, as Pierre set the Vanderbilt women's basketball single-game scoring record with a 42-point performance against Evansville in a 106-40 win on Dec. 14.

It is Pierre's second SEC Player of the Week selection of her career, as she previously earned the distinction on Nov. 26 of this season. She is the first player since Cijaja Harbison in 2022-23 to be named SEC Player of the Week multiple times in a season. Pierre also becomes the fifth Commodore to earn multiple SEC Player of the Week honors. Overall, it is Pierre's seventh SEC weekly honor, as she was named SEC Freshman of the Week a program-record five times during the 2023-24 campaign.

BLAKES UP FOR NATION'S BEST SHOOTING GUARD (FEB. 2)

The Naismith Basketball Hall of Fame and Women's Basketball Coaches Association (WBCA) announced on Feb. 4 that freshman Mikayla Blakes has been named to the 2025 Ann Meyers Drysdale Shooting Guard of the Year Award top 10 watch list.

Blakes is the first Commodore to be considered for the Ann Meyers Drysdale Award, which goes to the nation's top shooting guard since 2018 as part of the Naismith Starting Five awards. The Somerset, New Jersey, native all NCAA Division I freshmen in scoring (22.1 ppg), points scored (509), and field goals made (172). Blakes recently set the SEC women's basketball and NCAA true freshman scoring records with a 53-point performance at Florida on Jan. 30.

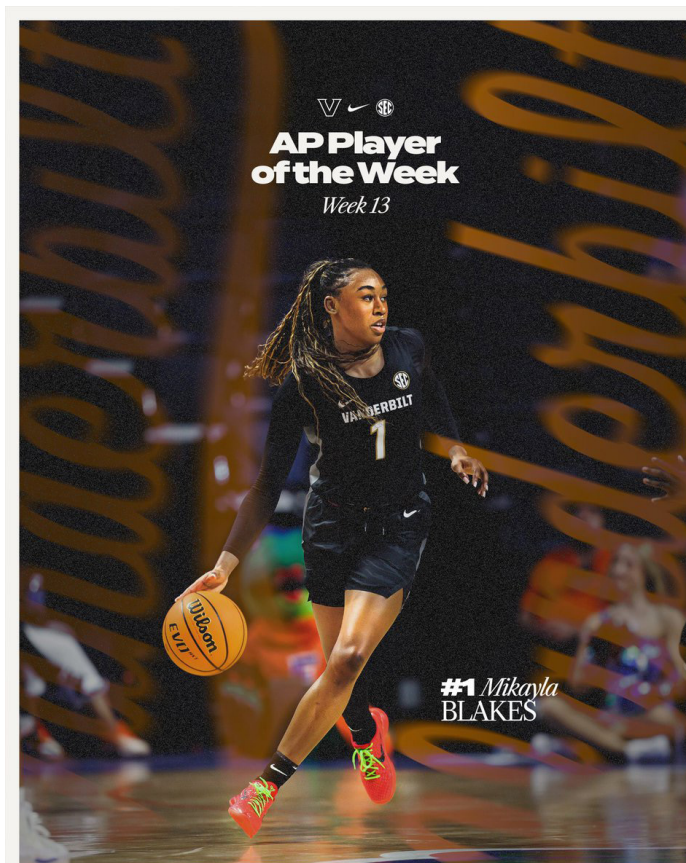
MIKAYLA WINS NATIONAL FRESHMAN OF THE WEEK...AGAIN!?!? (JAN. 28)

Vanderbilt's first-year standout guard Mikayla Blakes was named the USBWA Tamika Catchings National Freshman of the Week for the second-straight time. She is the first player to win the award twice this season.

Blakes averaged 28.5 points, 3.5 rebounds, 2.0 assists, and 2.0 steals to help Vanderbilt collect wins over Arkansas (101-61) and No. 19 Alabama (66-64). The guard registered back-to-back games with 20 or more points, extending her scoring streak to seven games. The guard also was named National Freshman of the Week by the USBWA on Jan. 21, where she shared the honor with Nebraska's Britt Prince.

BLAKES WINS FOURTH SEC FRESHMAN OF THE WEEK AWARD (JAN. 28)

Mikayla Blakes was named SEC Co-Freshman of the Week for the fourth time this season on Jan. 28, sharing the honors with South Carolina's Joyce Edwards. It is a league-high fourth SEC Freshman of the Week selection for Blakes. It is her first SEC weekly award since Dec. 10, when she shared SEC Freshman of the Week with Auburn's Syriah Daniels. Blakes' four SEC frosh award selections are second-most in school history, as Khamil Pierre captured the weekly honor program-best five times last season.





HONORS & AWARDS



PIERRE HAULING IN THE NATIONAL AWARDS - DEC. 17

The U.S. Basketball Writers Association (USBWA) named Vanderbilt women's basketball sophomore Khamil Pierre as one of five USBWA Ann Meyers Drysdale National Players of the Week on Dec. 17

It is the first USBWA Ann Meyers Drysdale National Players of the Week selection for Pierre. Additionally, she was also selected as this week's runner-up for the Associate Press National Player of the Week and was named the Tennessee Sports Writers Association (TSWA) Women's Basketball Player of the Week.

BLAKES WINS THIRD SEC FRESHMAN OF THE WEEK - DEC. 10

The SEC announced on Dec. 10 that Vanderbilt women's basketball guard Mikayla Blakes has been named the SEC Freshman of the Week for the third time this season. The guard scored 26 points at Miami on Dec. 4 to help the Dores register an 88-70 win in their only game last week. Her 26 points against the Hurricanes were the most points scored by an SEC freshman that week. Additionally, her 26-point outing against the Canes marked the third-most points scored by a Vanderbilt freshman in a true road contest in program history and ranks as the 12th-most scored in a contest by a Commodore frosh.

PIERRE NAMED SEC PLAYER OF THE WEEK - NOV. 26

Sophomore Khamil Pierre was named SEC Player of the Week for the first time in her career on Nov. 26. She averaged 18.0 points, 12.0 rebounds, and 3.5 steals in a pair of home wins over Hampton (Nov. 20) and Samford (Nov. 22). The two double-doubles pushed her season total to an NCAA-best five. Her 17 made field goals were the second-most during the week, as she shot 56.7 percent from the field. Pierre's 12.0 rebounds per game average was second-highest in the SEC last week. She scored double-digit points in both contests this week to extend her career-best double-digit scoring average to nine games dating back to last season. The sophomore is one of four NCAA Division I players who have posted a double-double in all but one game their team has played this season, while she is one of seven players in the nation averaging at least 19.0 points and 11.0 rebounds.

BLAKES PICKS UP HER SECOND SEC FRESHMAN OF THE WEEK - NOV. 26

Mikayla Blakes was named SEC Freshman of the Week for the second-straight week on Nov. 26. Blakes averaged 18.0 points and led all SEC freshmen at 6.5 assists per game last week. The guard contributed 33.0 points per game between points and assists in a pair of Vandy wins. Her career-high eight assists against Hampton on Nov. 20 were the most by an SEC player this week and the second-most by an SEC freshman this season. The guard was extremely efficient from the field, shooting 53.8 percent (14-of-26). She leads all SEC freshmen in scoring at 20.0 points per game. Blakes is the first Vanderbilt freshman since 2009-10 to score 14 or more points and have two or more steals in each of their first six games.

BLAKES EARNS HER FIRST SEC FRESHMAN OF THE WEEK - NOV. 19

Mikayla Blakes earned the first SEC weekly honor of her career, as she was named the SEC Freshman of the Week on Nov. 19. The Somerset, New Jersey, native led all SEC freshmen in scoring during the week, putting up 22.5 points per game in a pair of Commodore wins. She is the first Commodore to be named SEC Freshman of the Week since Khamil Pierre, who captured the award a school-record five times during the 2023-24 campaign. Blakes becomes the fifth player to win the conference's weekly freshman honor under head coach Shea Ralph, joining Pierre, Rianne Allen, Ilyana Moore, and Sacha Washington.

WATCH OUT FOR WASHINGTON - OCT. 30

Senior Sacha Washington was among 20 players named to the 2025 Cheryl Miller Award preseason watchlist, which goes to the nation's top small forward. Washington is the first Commodore to be considered for the Miller Award. The Lawrenceville, Georgia, native had a career year in 2023-24, as she averaged a personal-best 12.1 points and 7.9 rebounds per game. She shot 52.6 percent from the floor, had a team-best 44 blocks, and started in all 33 contests. The 6-2 forward scored double-digits in 18 games, which included a career-high 33 points against Louisiana Tech. She pulled down 10 or more rebounds in 10 contests and had nine double-doubles last season.





MEMORIAL GYMNASIUM



Memorial Gymnasium, the Southeastern Conference's most historic venue for college basketball, serves as the home court for the Vanderbilt Commodores. Dedicated in 1952 as a memorial to all Vanderbilt men and women who served in World War II, the arena was built as a combination gymnasium and concert hall by the late master architect Edwin Keeble.

Decades later, the unique style of Memorial Gym—with its benches on the baselines, a playing court that sits above portions of the crowd and deafening acoustics—continues to make the Commodores' home a dreaded stop for opponents. "Memorial Magic," with its capacity crowds, overflowing student section and lively pep band, have assisted in numerous Commodore victories. In the stands, fans across Middle Tennessee have helped Memorial Gymnasium rank among the NCAA's Top 30 attendance leaders on numerous occasions.

Connected to the facility sits a practice gym that includes three cross-court playing floors, coaches offices, a donor room, private suites and a Hall of Champions.

In all, Memorial Gym has been expanded three times. Constructed with a seating capacity of 6,583, the University saw its first need to increase seating in 1965 with the addition of two north-side balconies. Two years later, a pair of balancing balconies were erected on the south side of the gym and dubbed "The Balconies That Clyde Lee Built."

Capacity has fluctuated throughout the history of the building. It reached its highest number of 15,646 in 1969 when 4,000 seats were added in the east and west ends. When chairback seats in the end zones and suites on the north side were installed in the late 1990s capacity lowered to 14,168. Shortly thereafter, university officials removed portions of media press row on the south side in an effort to expand the student section by nearly 150 seats. Official capacity is now 14,326.

YEAR-BY-YEAR HOME RECORD

Year	W-L
2024-25	12-3
2023-24	12-5
2022-23	9-7
2021-22	12-5
2020-21*	3-2
2019-20	10-6
2018-19	5-9
2017-18	4-11
2016-17	10-5
2015-16	10-6
2014-15	9-6
2013-14	12-5
2012-13	12-2
2011-12	18-2
2010-11	12-3
2009-10	12-4
2008-09	15-1
2007-08	13-3
2006-07	15-1
2005-06	13-3
2004-05	11-3
2003-04	11-3
2002-03	11-2
2001-02	18-1
2000-01	16-2
1999-00	11-3
1998-99	9-5
1997-98	12-2
1996-97	13-1
1995-96	13-2
1994-95	16-1
1993-94	14-2
1992-93	15-1
1991-92	13-2
1990-91	11-3
1989-90	15-2
1988-89	10-1
1987-88	12-2
1986-87	15-2
1985-86	11-3
1984-85	6-4
1983-84	9-3
1982-83	5-6
1981-82	10-4
1980-81	6-5
1979-80	6-5
1978-79	7-5
1977-78	10-2
Total.....	533-165 (.765)

Vanderbilt has ranked among the top attendance draws in women's basketball over the years. Here is a year-by-year look at VU's home attendance figures, including where the team has ranked nationally in total attendance since the 1999-00 season:

Year	Games	Total	Average	National Rank (Total)
2024-25	15	59,050	3,937	31st
2023-24	17	47,479	2,793	53rd
2022-23	16	38,640	2,415	57th
2021-22	18	31,211	1,734	51st
2020-21*	5	209	42	—
2019-20	16	37,391	2,369	54th
2018-19	14	33,129	2,366	64th
2017-18	15	42,705	2,847	45th
2016-17	15	42,685	2,846	40th
2015-16	16	46,496	2,906	37th
2014-15	15	53,280	3,552	30th
2013-14	17	66,338	3,902	25th
2012-13	14	56,309	4,022	24th
2011-12	20	82,261	4,113	23rd
2010-11	15	68,828	4,589	20th
2009-10	16	69,521	4,345	21st
2008-09	16	76,150	4,759	18th
2007-08	17	91,279	5,369	17th
2006-07	16	72,215	4,513	23rd
2005-06	16	65,693	4,106	23rd
2004-05	14	51,682	3,692	31st
2003-04	14	44,352	3,168	33rd
2002-03	13	57,709	4,439	21st
2001-02	19	90,800	4,779	16th
2000-01	18	50,650	2,814	36th
1999-00	14	44,982	3,213	30th
1998-99	14	65,046	4,646	--
1997-98	14	91,056	6,504	--
1996-97	14	67,967	4,854	--
1995-96	15	88,151	5,877	--
1994-95	17	69,788	4,105	--
1993-94	14	73,686	5,253	--
1992-93	14	67,871	4,848	--
1991-92	15	36,266	2,418	--
1990-91	14	20,205	1,443	--
1989-90	17	25,887	1,522	--
1988-89	11	14,265	1,297	--
1987-88	13	7,324	563	--
1986-87	17	12,248	721	--
1985-86	14	5,750	411	--
1984-85	10	4,450	445	--
1983-84	12	8,664	722	--
1982-83	11	6,950	632	--
1981-82	14	6,310	451	--
1980-81	10	2,525	253	--

*Vanderbilt discontinued its 2020-21 season due to the COVID-19 pandemic

Memorial Gym Women's Basketball Crowds Over 10,000

Rank	Attendance	Opponent	Date
1.	15,317	Tennessee	1/30/1993
2.	15,311	Tennessee	2/7/1999
3.	15,187	Tennessee	2/25/1996
4.	14,848	Tennessee	2/16/1998
5.	14,316	Tennessee	2/17/2008
6.	14,168	Tennessee	2/16/2002
7.	13,227	Tennessee	12/31/1994
8.	13,127	Tennessee	1/19/2006
9.	12,645	Tennessee	1/31/1994
10.	12,417	Tennessee	1/19/1997
11.	12,131	Ohio State	1/6/1993
12.	12,034	Tennessee	2/9/2012
13.	12,009	Tennessee	1/25/2007
14.	11,401	Tennessee	2/2/2003
15.	11,386	Tennessee	2/14/2011
16.	10,561	Tennessee	2/15/2004
17.	10,154	Tennessee	1/24/2013
18.	10,149	Tennessee	2/24/2000





RECORDS AT A GLANCE

Points

Game	1.	55 • Mikayla Blakes at Auburn, 2.16.25
	2.	53 • Mikayla Blakes at Florida, 1.30.25
	3.	42 • Khamil Pierre vs. Evansville, 12.14.24
	8.	37 • Iyana Moore at Kentucky, 1.11.24
	9.	36 • Mikayla Blakes vs. Georgia, 1.2.25
		36 • Wendy Scholtens vs. Lipscomb, 1.9.90
2024-25	55 • Mikayla Blakes at Auburn, 2.16.25	
Season	1.	855 • Wendy Scholtens, 1989-90
	10.	612 • Sheri Sam, 1995-96
2024-25	633 • Mikayla Blakes	
Career	1.	2,604 • Chantelle Anderson, 2000-03
	10.	1,618 • Jasmine Lister, 2011-14
Active		1,238 • Iyana Moore, 2022-present

Field Goals Made

Game	1.	19 • Khamil Pierre vs. Evansville, 12.14.24
		Chantelle Anderson at Portland State, 12.23.00
	8.	15 • 9 Times, Last: Mikayla Blakes at Auburn, 02.16.25
2024-25	19 • Khamil Pierre vs. Evansville, 12.14.24	
Season	1.	309 • Wendy Scholtens, 1989-90
	10.	241 • Aljeanette Bramlett, 1981-82
2024-25	225 • Khamil Pierre	
Career	1.	1,020 • Chantelle Anderson, 2000-03
	10.	625 • Sheri Sam, 1992-96
Active		410 • Iyana Moore, 2022-present

Field Goals Attempted

Game	1.	31 • Eva Lemeh at Georgia, 2.16.81
	5.	28 • Three times, Last: Mikayla Blakes at Auburn, 2.16.25
	9.	25 • Four times, Last: Khamil Pierre at Texas, 2.6.25
2024-25	28 • Twice, Last: Mikayla Blakes at Auburn, 2.16.25	
Season	1.	571 • Barbara Brackman, 1981-82
	10.	463 • Donna Atkinson, 1983-84
2024-25	448 • Mikayla Blakes	
Career	1.	1,655 • Wendy Scholtens, 1988-91
	10.	1,301 • Carla Thomas, 2004-2007
Active		1,095 • Iyana Moore, 2022-present

Field Goal Percentage

Game	1.	1.000 • 4 Times, Last: Hannah Tuomi, 10-10 vs. UF, 2.24.10
(Min. 10 FGM)	9.	.917 • 3 Times, Last: Ashley Earley, 11-12 at Tenn., 2.13.05
2024-25	.706 (12-17) • Khamil Pierre vs. Lipscomb, 11.4.24	
Season	1.	.723 (292-404) • Chantelle Anderson, 2000-01
(Min. 150 FGM)	10.	.602 (103-171) • Nicole Jules, 2005-06
2024-25	.511 (225-440) • Khamil Pierre	
Career	1.	.651 (1,020-1,568) • Chantelle Anderson, 2000-03
(Min. 400 FGM)	10.	.543 (706-1,301) • Carla Thomas, 2004-07
Active		.487 (403-824) • Sacha Washington, 2022-present

3-Pointers Made

Game	1.	9 • Iyana Moore, vs. Alabama State, 12.28.21
	5.	7 • 12 Times, Last: Mikayla Blakes at Oklahoma, 02.22.25
2024-25	7 • Mikayla Blakes at Oklahoma, 02.22.25	
Season	1.	95 • Caroline Williams, 2005-06
	10.	80 • Christina Wirth, 2008-09
2024-25	63 • Mikayla Blakes	
Career	1.	276 • Christina Foggie, 2011-14
	7.	203 • Julie Powell, 1991-94
	8.	189 • Iyana Moore, 2022-present

3-Pointers Attempted

Game	1.	17 • Christina Foggie vs. Virginia, 11.23.12
		17 • Christina Foggie vs. Maryland, 3.28.09
	10.	13 • 13 Times, Last: Iyana Moore vs. Kentucky, 01.05.25
2024-25	13 • Iyana Moore vs. Kentucky, 01.05.25	
	1.	225 • Merideth Marsh, 2009-10
	10.	241 • Aljeanette Bramlett, 1981-82
2024-25	187 • Mikayla Blakes	
Career	1.	735 • Christina Foggie, 2011-14
	5.	573 • Christina Wirth, 2006-09
	6.	535 • Iyana Moore, 2022-present

3-Point Percentage

Game	1.	1.000 • Seven Times, Last: Erin Whalen (5-5) at Ala. 1.21.18
2024-25	.625 (5-8) • Three Times, Last: Iyana Moore at LSU, 1.13.25	
Season	1.	.505 (48-95) • Caroline Williams, 2004-05
(Min. 40 3PA)	10.	.446 (37-83) • Christa Reed, 2016-17
2024-25	.340 (52-153) • Iyana Moore	
Career	1.	.465 (238-512) • Caroline Williams, 2004-07
(Min. 100 3PM)	10.	.394 (145-368) • Donna Harris, 1990-94
Active		.354 (188-531) • Iyana Moore, 2022-present

Free Throws Made

Game	1.	23 • Mikayla Blakes at Auburn, 2.16.25
	2.	18 • Ashley McElhiney vs. LSU, 2.15.01
		18 • Wendy Scholtens at Tenn. Tech, 1.11.89
	5.	16 • Four Times, Last: Mikayla Blakes, at Florida 01.30.25
2024-25	23 • Mikayla Blakes at Auburn, 02.16.25	
Season	1.	236 • Wendy Scholtens, 1989-90
	10.	133 • Tiffany Clarke, 2012-13
		133 • Harriet Brumfield, 1981-82
2024-25	154 • Mikayla Blakes	
Career	1.	681 • Wendy Scholtens, 1988-91
	10.	298 • Ashley McElhiney, 2000-03
Active		229 • Iyana Moore, 2022-present

Free Throws Attempted

Game	1.	24 • Mikayla Blakes at Auburn, 2.16.25
	2.	19 • Ashley McElhiney vs. LSU, 2.15.01
	3.	18 • 3 Times, Last: Mikayla Blakes, at Florida, 01.30.25
2024-25	24 • Mikayla Blakes, at Auburn, 01.16.25	
Season	1.	264 • Wendy Scholtens, 1989-90
	10.	190 • Christina Foggie, 2013-14
2024-25	164 • Mikayla Blakes	
Career	1.	785 • Wendy Scholtens, 1988-91
	10.	413 • Dee Davis, 2004-07
Active		316 • Sacha Washington, 2022-present

Free Throw Percentage

Game	1.	1.000 • 19 Times, Last: Iyana Moore (10-10) vs Ga., 3.3.24
(Min. 10 FTM)	2024-25	.958 (23-24) • Mikayla Blakes vs. Georgia, 01.02.25
Season	1.	.938 (61-65) • Christa Reed, 2017-18
	10.	.870 (47-54) • Bella LaChance, 2022-23
2024-25	.885 (154-174) • Mikayla Blakes	
Career	1.	.868 (681-785) • Wendy Scholtens, 1988-91
(Min. 160 FTM)	5.	.817 (223-273) • Iyana Moore, 2022-present
	10.	.789 (195-247) • Julie Powell, 1991-94
Active		.821 (229-279) • Iyana Moore, 2022-present

Rebounds

Game	1.	22 • Wendy Scholtens vs. Lipscomb, 1.9.90
		22 • Wendy Scholtens vs. Wright State, 12.9.89
		22 • Barbara Brackman vs. Union, 1.4.83
	10.	19 • 6 Times, Last: Jennifer Holmes vs. Florida, 2.25.99
2024-25	18 • Khamil Pierre vs. Evansville, 12.14.24	
Season	1.	389 • Wendy Scholtens, 1989-90
	10.	283 • Barbara Brackman, 1981-82
2024-25	251 • Khamil Pierre	
Career	1.	1,272 • Wendy Scholtens, 1988-91
	10.	822 • Chantelle Anderson, 2000-03
Active		720 • Sacha Washington, 2022-present

Assists

Game	1.	17 • Ashley McElhiney at Louisville, 1.2.03
	7.	13 • 5 Times, Last: Jasmine Lister vs. Tenn., 2.9.12
2024-25	11 • Jordyn Oliver vs. Georgia, 01.02.25	
Season	1.	262 • Cathy Bender, 1981-82
	10.	168 • Jasmine Lister, 2012-13
2024-25	100 • Jordyn Oliver	
Career	1.	730 • Dee Davis, 2004-07
	10.	438 • Jordyn Cambridge, 2018-24
Active		245 • Iyana Moore, 2022-present

Steals

Game	1.	11 • Eva Lemeh vs. Murray State, 12.14.80
	6.	8 • 8 Times, Last: Khamil Pierre vs. Evansville, 12.14.24
2024-25	8 • Khamil Pierre vs. Evansville, 12.14.24	
Season	1.	129 • Jordyn Cambridge, 2021-22
	10.	87 • Karen Booker, 1989-90
		87 • Jade Huntington, 1989-90
2024-25	76 • Khamil Pierre	
Career	1.	351 • Jordyn Cambridge, 2018-24
	10.	221 • Jennifer Risper, 2006-09
Active		125 • Iyana Moore, 2022-present

Blocked Shots

Game	1.	10 • Angela Gorsica vs. Wingate, 12.28.95
		10 • Heidi Gillingham vs. Middle Tennessee, 1.30.92
	4.	8 • 15 Times, Last: Angela Gorsica vs. DePaul, 2.19.97
2024-25	4 • Aiyana Mitchell, at Auburn, 2.26.25	
Season	1.	309 • Wendy Scholtens, 1989-90
	10.	241 • Aljeanette Bramlett, 1981-82
2024-25	19 • Aiyana Mitchell	
Career	1.	413 • Heidi Gillingham, 1991-94
	10.	112 • Harriet Brumfield, 1982-85
Active		108 • Sacha Washington, 2022-present

Points Per Game

Season	1.	25.2 (855 pts) • Wendy Scholtens, 1989-90
	10.	19.7 (671 pts) • Harriet Brumfield, 1981-82
2024-25	23.4 (633 pts) • Mikayla Blakes	
Career	1.	21.3 (122 GP) • Wendy Scholtens, 1988-91
(Min. 100 GP)	10.	12.8 (119 GP) • Karen Booker, 1984-87
Active		13.2 (94 GP) • Iyana Moore, 2022-present

Games Played

Career	1.	137 • Jessica Mooney, 2007-10
		137 • Chantelle Anderson, 2000-03
	10.	132 • Six times, Last: Tiffany Clarke, 2010-13
Active		99 • Sacha Washington, 2022-present

Minutes Played

Game	1.	50 • Karen McGinn vs. Auburn, 12.13.78
		50 • Ann Morrow vs. Auburn, 12.13.78
	9.	46 • Chavonne Hammond vs. Kansas, 3.18.00
		46 • Ashley Smith vs. George Washington, 12.22.98
2024-25	44 • M. Blakes/K. Pierre vs. Mississippi State, 02.13.25	
Season	1.	1,298 • Ashley McElhiney, 2001-02
	10.	1,179 • Zuzi Klimesova, 2000-01
2024-25	847 • Mikayla Blakes	
Career	1.	4,626 • Jasmine Lister, 2011-14
	10.	3,779 • Christina Werth, 2006-09
Active		3,030 • Iyana Moore, 2022-present





THE LAST TIME WHEN...

SCORING

Less than 40 pts	31 • East Tennessee St. • Johnson City, Tenn. • 12.01.22
40-49 pts	49 • Texas A&M • College Station, Texas • 02.15.24
Less than 50 pts & Won	49 • Texas A&M • College Station, Texas • 02.15.24
90-99 pts	98 • Auburn • Auburn, Ala. • 02.16.25
100+ pts (regulation)	101 • Arkansas • Nashville, Tenn. • 01.23.25
100+ pts	101 • Arkansas • Nashville, Tenn. • 01.23.25

OPPONENT SCORING

Less than 40 pts	37 • Austin Peay • Nashville, Tenn. • 11.08.24
40-49 pts	40 • Evansville • Nashville, Tenn. • 12.14.24
Less than 50 pts & Won	44 • East Tennessee St. • Johnson City, Tenn. • 12.01.22
90-99 pts	96 • Kentucky • Nashville, Tenn. • 01.05.25
100+ pts (regulation)	101 • Oklahoma • Norman, Okla. • 02.20.25
100+ pts	101 • Oklahoma • Norman, Okla. • 02.20.25

FIELD GOAL PERCENTAGE

20.0%-29.9%	27.9% (19-68) • Florida • Gainesville, Fla. • 12.22.23
30.0%-39.9%	37.2% (29-78) • Mississippi State • Nashville, Tenn. • 02.13.25
30.0%-39.9% & Won	35.3% (24-68) • Oklahoma • Norman, Okla. • 02.20.25
50.0%-59.9%	50.8% (32-63) • Auburn • Auburn, Ala. • 02.16.25
60.0% or higher	69.2% (36-52) • Air Force • Nashville, Tenn. • 11.30.15

OPPONENT FIELD GOAL PERCENTAGE

20.0%-29.9%	27.8% (15-54) • Evansville • Nashville, Tenn. • 12.14.24
20.0%-29.9% & won	27.4% (17-62) • East Tenn. St. • Johnson City, Tenn. • 12.1.22
30.0%-39.9%	38.9% (35-90) • Mississippi State • Nashville, Tenn. • 02.13.25
30.0%-39.9% & won	38.9% (35-90) • Mississippi State • Nashville, Tenn. • 02.13.25
50.0%-59.9%	52.2% (36-69) • Oklahoma • Norman, Okla. • 02.20.25
50.0%-59.9% & lost	51.6% (33-64) • Auburn • Auburn, Ala. • 02.16.25
60.0% or higher	66.7% (28-42) • Georgia • Nashville, Tenn. • 2.5.23

FREE THROW PERCENTAGE

Less than 50.0%	37.5% (3-8) • South Florida • Tampa, Fla. • 11.14.24
90.0%-99.9%	90.6% (29-32) • Auburn • Auburn, Ala. • 02.16.25
1.000%	15-15 • Appalachian State • Nashville, Tenn. • 12.1.24
1.000% w/ 10 or more makes	15-15 • Appalachian State • Nashville, Tenn. • 12.1.24

OPPONENT FREE THROW PERCENTAGE

Less than 50.0%	28.6% (4-14) • Austin Peay • Nashville, Tenn. • 11.08.24
90.0%-99.9%	92.3% (12-13) • Ole Miss • Oxford, Miss. • 01.09.25
1.000%	3-3 • South Florida • Tampa, Fla. • 11.14.24
1.000% w/ 10 or more makes	12-12 • Texas A&M • College Station, Texas • 2.10.22

BASKETS MADE

40+ field goals made	40 • Alabama A&M • Nashville, Tenn. • 12.29.24
10-14 3-point field goals made	14 • Oklahoma • Norman, Okla. • 02.20.25
15+ 3-point field goals made	17 • Alabama State • Nashville, Tenn. • 12.28.21
Did not make a 3-pointer	0-9 • Butler • Indianapolis • 12.7.23
Made 20+ free throws	29 (29-32) • Auburn • Auburn, Ala. • 02.16.25
Made less than five free throws	3 (3-8) • South Florida • Tampa, Fla. • 11.14.24
Made 5-10 free throws	9 (9-14) • Ole Miss • Oxford, Miss. • 01.09.25

OPPONENT BASKETS MADE

40+ field goals made	42 • South Carolina • Nashville, Tenn. • 1.14.21
10-14 3-point field goals made	12 • Oklahoma • Norman, Okla. • 02.20.25
15+ 3-point field goals made	15 • Kentucky • Nashville, Tenn. • 01.05.25
Did not make a 3-pointer	0-8 • Ole Miss • Nashville, Tenn. • 2.20.22
Made 20+ free throws	22 (22-26) • Texas • Austin, Texas • 02.06.25
Made less than five free throws	4 (4-7) • Arkansas • Nashville, Tenn. • 01.23.25
Made 5-10 free throws	5 (5-6) • Alabama • Tuscaloosa, Ala. • 01.26.25

REBOUNDS

10-20 rebounds	20 • Georgia • Nashville, Tenn. • 2.5.23
21-29 rebounds	23 • Ole Miss • Nashville, Tenn. • 02.02.25
40-44 rebounds	43 • Mississippi State • Nashville, Tenn. • 02.13.25
45-49 rebounds	48 • Appalachian State • Nashville, Tenn. • 12.1.24
50+ rebounds	51 • West Georgia • Nashville, Tenn. • 12.21.24
20+ rebound margin	+27 • Austin Peay • Nashville, Tenn. • 11.08.24
30+ rebound margin	+30 • Samford • Nashville, Tenn. • 11.22.24

OPPONENT REBOUNDS

20-24 rebounds	24 • Miami • Coral Gables, Fla. • 12.04.24
25-29 rebounds	26 • Samford • Nashville, Tenn. • 11.22.24
40-44 rebounds	42 • Tennessee • Nashville, Tenn. • 01.19.25
45-49 rebounds	48 • Michigan State • Palm Springs, Calif. • 11.27.24
50+ rebounds	54 • Oklahoma • Norman, Okla. • 02.20.25
60+ rebounds	65 • Mississippi State • Nashville, Tenn. • 02.13.25
20+ rebound margin	+25 • Oklahoma • Norman, Okla. • 02.20.25

STEALS

0-5 steals	3 • Tennessee • Nashville, Tenn. • 01.19.25
10-15 steals	13 • Oklahoma • Norman, Okla. • 02.20.25
16-19 steals	17 • Alabama • Tuscaloosa, Ala. • 01.26.25
20+ steals	24 • Evansville • Nashville, Tenn. • 12.14.24

OPPONENT STEALS

0-5 steals	5 • Oklahoma • Norman, Okla. • 02.20.25
10-15 steals	11 • Mississippi State • Nashville, Tenn. • 02.13.25
15-19 steals	17 • Florida • Nashville, Tenn. • 1.7.24
20+ steals	22 • UCLA • Boston, Mass. • 11.26.95

ASSISTS

0-9 assists	8 • Texas • Austin, Texas • 02.06.25
15-19 assists	16 • Oklahoma • Norman, Okla. • 02.20.25
20-25 assists	21 • Arkansas • Nashville, Tenn. • 01.23.25
25-29 assists	27 • Georgia • Nashville, Tenn. • 01.02.25
30-plus assists	30 • Alabama A&M • Nashville, Tenn. • 12.29.24

OPPONENT ASSISTS

0-9 assists	8 • Arkansas • Nashville, Tenn. • 01.23.25
15-19 assists	18 • Texas • Austin, Texas • 02.06.25
20-25 assists	25 • Oklahoma • Norman, Okla. • 02.20.25
26-30 assists	26 • Ole Miss • Oxford, Miss. • 01.09.25

TURNOVERS

5-10 turnovers	7 • Kentucky • Nashville, Tenn. • 01.05.25
20-24 turnovers	21 • Michigan State • Palm Springs, Calif. • 11.27.24
25-29 turnovers	25 • Ole Miss • Oxford, Miss. • 01.09.25
30-40 turnovers	37 • UCLA • Boston, Mass. • 11.26.95

OPPONENT TURNOVERS

5-10 turnovers	10 • Tennessee • Nashville, Tenn. • 01.19.25
20-24 turnovers	22 • Oklahoma • Norman, Okla. • 02.20.25
25-29 turnovers	26 • Arkansas • Nashville, Tenn. • 01.23.25
30-40 turnovers	36 • Evansville • Nashville, Tenn. • 12.14.24

BLOCKED SHOTS

0 Blocks	0 • Oklahoma • Norman, Okla. • 02.20.25
5-9 blocked shots	5 • Auburn • Auburn, Ala. • 02.19.25

OPPONENT BLOCKED SHOTS

0 Blocks	0 • Butler • Nashville, Tenn. • 11.17.24
5-9 blocked shots	5 • Auburn • Auburn, Ala. • 02.19.25
10+ blocked shots	14 • South Carolina • Nashville, Tenn. • 1.19.23

MARGIN OF VICTORY

1 point	vs. Tennessee (71-7) • Nashville, Tenn. • 01.19.25
2 points	at Arkansas (66-64) • Tuscaloosa, Ala. • 01.26.25
10-19 points	10 • Florida (98-88 OT) • Auburn, Ala. • 02.19.25
20-30 points	26 • Georgia (108-82) • Georgia • Nashville, Tenn. • 01.02.25
Back-to-back 20+ points	49 • Hampton (94-45) • Nashville, Tenn. • 11.20.24
	45 • Samford (104-59) • Nashville, Tenn. • 11.22.24
30-39 points	35 • West Georgia (103-68) • Nashville, Tenn. • 12.21.24
Back-to-back 30+ points	49 • Hampton (94-45) • Nashville, Tenn. • 11.20.24
	45 • Samford (104-59) • Nashville, Tenn. • 11.22.24
40-49 points	41 • Arkansas (101-60) • Nashville, Tenn. • 01.23.25
Back-to-back 40+ points	49 • Hampton (94-45) • Nashville, Tenn. • 11.20.24
	45 • Samford (104-59) • Nashville, Tenn. • 11.22.24
50-59 points	54 • Appalachian State (94-40) • Nashville, Tenn. • 12.01.24
Back-to-back 50+ points	52 • Lipscomb (102-50) • Memorial Gym • 11.04.24
	56 • Austin Peay (93-37) • Nashville, Tenn. • 11.08.24
60-69 points	66 • Evansville (106-40) • Nashville, Tenn. • 12.14.24
70+ points	70 • Hampton (116-46) • Nashville, Tenn. • 11.29.98
Single-overtime win	at Auburn (98-88) • Auburn, Ala. • 02.16.25
Double-overtime win	at Florida (106-98) • Gainesville, Fla. • 2.6.11
Triple-overtime win	NEVER OCCURRED

OPPONENT MARGIN OF VICTORY

1 point	vs. Florida (53-52) • Greenville, S.C. • 3.3.22
2 points	vs. Missouri (65-63) • Nashville, Tenn. • 1.14.24
10-19 points	15 • Ole Miss (76-61) • Nashville, Tenn. • 02.02.25
20-30 points	20 (101-81) • Oklahoma • Norman, Okla. • 02.20.25
Back-to-back 20+ points	25 • LSU (88-63) • Baton Rouge, La. • 1.1.23
	21 • Ole Miss (74-53) • Oxford, Miss. • 1.5.23
30-39 points	37 • Alabama (98-61) • Tuscaloosa, Ala. • 1.26.20
40-49 points	48 • South Carolina (96-48) • Nashville, Tenn. • 1.19.23
50-59 points	55 • South Carolina (85-30) • Columbia, S.C. • 01.24.22
60-69 points	63 • South Carolina (106-43) • Nashville, Tenn. • 01.14.21
70+ points	NEVER OCCURRED
Single-overtime win	Alabama (77-71) • Nashville, Tenn. • 2.6.22
Double-overtime win	Mississippi State (85-77) • Nashville, Tenn. • 02.13.25
Triple-overtime win	NEVER OCCURRED



LAST TIME...

A DORE SCORED 20 OR MORE PTS
Mikayla Blakes • 34 Pts at Oklahoma • 02.20.25

TWO DORES SCORED 20 OR MORE PTS
Khamil Pierre • 26 Pts vs. Texas • 02.06.25
Mikayla Blakes • 22 Pts vs. Texas • 02.06.25

AN OPPONENT SCORED 20 OR MORE PTS
Raegan Beers, Oklahoma • 30 Pts • 02.20.25

TWO OPPONENTS SCORED 20 OR MORE PTS
Yuting Deng, Auburn • 27 Pts • 02.16.25
DeYona Gaston, Auburn • 25 Pts • 02.16.25

A DORE SCORED 30 OR MORE PTS
Mikayla Blakes • 34 Pts at Oklahoma • 02.20.25

A DORE SCORED 40 OR MORE PTS
Mikayla Blakes • 55 Pts at Auburn • 02.16.25

A DORE SCORED 50 OR MORE PTS
Mikayla Blakes • 55 Pts at Auburn • 02.16.25

AN OPP. SCORED 30 OR MORE PTS
Raegan Beers, Oklahoma • 30 Pts • 02.20.25

A DORE COLLECTED 15 OR MORE REBS
Khamil Pierre • 18 Reb vs. Evansville • 12.14.24

AN OPP. COLLECTED 15 OR MORE REBS
Madina Okot, Mississippi State • 23 Reb • 02.13.25

A DORE COLLECTED 10 OR MORE AST
Jordyn Oliver • 11 Ast vs. Georgia • 01.02.24

AN OPP. COLLECTED 10 OR MORE AST
Mar'shaun Bostic, Auburn • 11 Ast • 02.16.25

A DORE HAD FIVE OR MORE STL
Jordyn Oliver • 6 Stl vs. Auburn • 02.16.25

AN OPP. COLLECTED FIVE OR MORE STL
Rori Harmon, Texas • 5 Stl • 02.06.25

A DORE HAD FIVE OR MORE BLK
Sacha Washington • 6 Blk vs. Dayton • 12.20.23

AN OPP. COLLECTED FIVE OR MORE BLK
L'or Mputu, South Florida • 6 Blk • 11.14.24

A DORE MADE 10-PLUS FG
Mikayla Blakes • 15 FGM vs. Auburn • 02.16.25

A DORE MADE 10-PLUS FG IN BACK-TO-BACK GAMES
Khamil Pierre (3) • 11 FGM vs. Ole Miss • 02.02.25
10 FGM at Florida • 02.06.25
11 FGM vs. Mississippi State • 02.13.25

AN OPP. MADE 10 OR MORE FG
Raegan Beers, Oklahoma • 11 FGM • 02.20.25

A DORE ATTEMPTED 20 OR MORE FG
Mikayla Blakes • 22 FGA at Oklahoma • 02.20.25

AN OPP. ATTEMPTED 20 OR MORE FG
Yutling Deng, Auburn • 26 FGA • 02.16.25

A DORE MADE 10 OR MORE FREE THROWS
Mikayla Blakes • 23 FTM at Auburn • 02.16.25

AN OPP. MADE 10 OR MORE FREE THROWS
Diamond Batties, Georgia • 10 FTM • 2.5.23

A DORE MADE 5 OR MORE 3-PT FG
Mikayla Blakes • 7 3PT FGM at Oklahoma • 02.20.25

AN OPP. MADE 5 OR MORE 3-PT FG
Kennedy Todd-Williams, Ole Miss • 5 3PT FGM • 01.09.25

VANDY HAD 5 OR PLAYERS IN DBL FIGURES
Five Players • vs. Arkansas • 01.23.25

AN OPP. HAD 5 OR PLAYERS IN DBL FIGURES
Ole Miss • Five Players • 01.09.25

VANDY PLAYER HAD A DOUBLE-DOUBLE
Khamil Pierre • 24 pts, 12 reb vs Miss. State • 02.13.25

A DORE HAD CONSECUTIVE DOUBLE-DOUBLES
Khamil Pierre (4) • 14 pts, 10 reb at Dayton • 12.19.24
23 pts, 10 reb vs. West Georgia • 12.21.24
42 pts, 18 reb vs. Evansville • 12.14.24
28 pts, 13 reb at Miami • 12.04.24

AN OPP. HAD A DOUBLE-DOUBLE
Raegan Beers, Oklahoma • 30 pts, 14 reb • 02.20.25

VANDY HAD 2 PLAYERS POST A DOUBLE-DOUBLE
vs. Evansville • 12.14.24
Khamil Pierre • 42 pts, 18 reb
Leilani Kapinus • 11 reb, 10 pts

AN OPP. HAD 2 PLAYERS POST A DOUBLE-DOUBLE
Ivy Wolf, Dayton • 23 pts, 10 reb • 12.19.24
Arianna Smith, Dayton • 16 pts, 12 reb • 12.19.24

VANDY HAD 3 PLAYERS POST A DBL-DBL
vs. Western Kentucky • 11.15.23
Sacha Washington • 18 pts, 10 reb
Jordyn Oliver • 15 pts, 10 reb
Jordyn Cambridge • 11 pts, 13 reb

VANDY PLAYER HAD A TRIPLE-DOUBLE
Jordyn Cambridge • vs. Texas A&M • 3.2.23
15 reb, 13 pts, 10 ast

ALL VANDY PLAYERS THAT PLAYED SCORED
9 players vs. Arizona • 11.26.24

RECORD WHEN...

2024-25 OVERALL	19-8
AT HOME	13-3
ON THE ROAD	5-4
NEUTRAL GAMES	1-1
IN OVERTIME	0-0
IN DOUBLE OVERTIME	0-1
AFTER A WIN	15-5
AFTER A LOSS	3-3
LEADING AT HALFTIME	17-1
TRAILING AT HALFTIME	2-6
TIED AT HALFTIME	0-1
LEADING AFTER 1ST QUARTER	16-5
TRAILING AFTER 1ST QUARTER	3-2
TIED SCORE AFTER 1ST QUARTER	0-1
OUTSCORING OPP. IN 2ND HALF	16-0
OUTSCORED BY OPP. IN 2ND HALF	3-8
SCORING SAME PTS IN 2ND HALF	0-0
LEADING WITH 5 MIN. REMAINING	17-2
TRAILING WITH 5 MIN. REMAINING	2-6
TIED WITH 5 MIN. REMAINING	0-0
SCORING FEWER THAN 50 POINTS	0-0
SCORING 50-59 POINTS	0-1
SCORING 60-69 POINTS	2-2
SCORING 70-79 POINTS	2-4
SCORING 80-89 POINTS	3-1
SCORING 90-99 POINTS	6-0
SCORING 100+ POINTS	6-0
ALLOWING 39-OR-FEWER POINTS	1-0
ALLOWING 40-49 POINTS	4-0
ALLOWING 50-59 POINTS	3-0
ALLOWING 60-69 POINTS	6-0
ALLOWING 70-79 POINTS	2-2
ALLOWING 80-89 POINTS	3-4
ALLOWING 90-OR-MORE POINTS	0-2
GAME DECIDED BY 1-POINT	1-0
GAME DECIDED BY 2-3 POINTS	1-0
GAME DECIDED BY 4-5 POINTS	0-0
GAME DECIDED BY 6-9 POINTS	0-3
GAME DECIDED BY 10-19 POINTS	7-2
GAME DECIDED BY 20-29 POINTS	2-3
GAME DECIDED BY 30-39 POINTS	1-0
GAME DECIDED BY 40-49 POINTS	3-0
GAME DECIDED BY 50-59 POINTS	3-0
GAME DECIDED BY 60+ POINTS	1-0
HIGHER FIELD GOAL PERCENTAGE	13-0
LOWER FIELD GOAL PERCENTAGE	5-8
SAME FIELD GOAL PERCENTAGE	0-0
SHOOTING LESS THAN 30%	0-0
SHOOTING 30-39%	5-5
SHOOTING 40-49%	5-3
SHOOTING 50+%	9-0
OPP. SHOOTING LESS 30%	5-0
OPP. SHOOTING 30-39%	6-1
OPP. SHOOTING 40-49%	5-2
OPP. SHOOTING 50+%	2-6
MORE MADE 3-PT THAN OPP.	10-3
FEWER MADE 3-PT THAN OPP.	5-4
SAME 3-PT MAKES AS OPP.	4-1
MAKING FEWER THAN FIVE 3-PT FG	3-4
MAKING BETWEEN 5-9 3-PT FG	12-3
MAKING 10+ 3-PT FG	4-1
ALLOWING FEWER THAN 5 3-PT FG	10-4
ALLOWING BETWEEN 5-9 3-PT FG	7-2
ALLOWING 10+ 3-PT FG	2-2

MAKING MORE FREE THROWS	18-4
MAKING FEWER FREE THROWS	0-3
MAKING SAME FREE THROWS	1-1
MAKING FEWER THEN 10 FREE THROWS	2-1
MAKING 10-19 FREE THROWS	12-5
MAKINGS 20+ FREE THROWS	5-1
OPP. MAKES 0-10 FREE THROWS	12-1
OPP. MAKES 10-19 FREE THROWS	7-6
OPP. MAKES 20+ FREE THROWS	0-1
OUTREBOUNDING OPP.	14-1
OUTREBOUNDED BY OPP.	5-7
SAME TOTAL OF REBOUNDS	0-0
FEWER THAN 10 ASSISTS	1-2
10-19 ASSISTS	10-5
20+ ASSISTS	8-1
NO BLOCKS	1-1
1-4 BLOCKS	12-7
5+ BLOCKS	6-0
COMMITTING FEWER TURNOVERS	18-4
COMMITTING MORE TURNOVERS	1-4
COMMITTING SAME TURNOVERS	0-0
FORCING FEWER THAN 10 TURNOVERS	0-0
FORCING 10-19 TURNOVERS	5-5
FORCING 20-29 TURNOVERS	12-3
FORCING 30+ TURNOVERS	2-0
IN DAY GAMES	10-4
IN NIGHT GAMES	9-4
ON SUNDAY	6-2
ON MONDAY	1-1
ON TUESDAY	1-0
ON WEDNESDAY	2-1
ON THURSDAY	5-4
ON FRIDAY	2-0
ON SATURDAY	2-0
IN NOVEMBER	7-1
IN DECEMBER	6-0
IN JANUARY	5-3
IN FEBRUARY	1-4
IN MARCH	0-0
VS. SEC	6-7
VS. SEC AT MEMORIAL GYM	3-3
VS. SEC ON THE ROAD	3-4
VS. RANKED OPPONENTS	2-4
WINNING THE OPENING TIP	14-4
LOSING THE OPENING TIP	5-4
WEARING WHITE	9-1
WEARING VANDY SCRIPT WHITE	2-1
WEARING GOLD	1-0
WEARING BLACK	5-2
WEARING V BLACK	1-1
WEARING GRAY	1-1
WEARING PLAY4KAY JERSEY	0-2



2024-25 GAME LEADERS

OPPONENT	DATE	SCORE	W/L	POINTS	REBOUNDS	ASSISTS	STEALS	BLOCKS
Lipscomb	11-04-24	102-50	W	Pierre (25)	Pierre (14)	Blakes (5)	Greene (6)	Mitchell (1)
Austin Peay	11-08-24	93-37	W	Blakes/Moore (16)	Pierre (10)	Greene/Moore (3)	Blakes (3)	Kapinus/Makurat/Nwaba (2)
at South Florida	11-14-24	62-49	W	Pierre (17)	Pierre (10)	Oliver (3)	Blakes/Oliver (2)	--
Butler	11-17-24	81-52	W	Blakes (29)	Pierre (8)	Oliver (6)	Pierre (4)	Kapinus/Nwaba (1)
Hampton	11-20-24	94-45	W	Blakes (22)	Pierre (12)	Blakes (8)	Blakes/Pierre (3)	Nwaba (3)
Samford	11-22-24	104-59	W	Pierre (21)	Pierre (12)	Greene/Kapinus (6)	Kapinus/Pierre (4)	Blakes/Kapinus/Mitchell (1)
vs. Arizona	11-26-24	71-60	W	Pierre (25)	Pierre (15)	Blakes/Moore (4)	Pierre (7)	Kapinus (2)
vs. Michigan State	11-27-24	70-78	L	Pierre (19)	Mitchell/Oliver/Pierre (6)	Oliver/Pierre (4)	Pierre (4)	Kapinus/Mitchell/Oliver (1)
Appalachian State	12-01-24	94-40	W	Blakes (20)	Kapinus/Pissott (7)	Blakes (6)	Blakes (7)	Nwaba (1)
at Miami (Fla.)	12-04-24	88-70	W	Pierre (28)	Pierre (13)	Moore (7)	Pierre (4)	Moore (1)
Evansville	12-14-24	106-40	W	Pierre (42)	Pierre (18)	Blakes/Moore (3)	Pierre (8)	Mitchell (2)
at Dayton	12-19-24	80-66	W	Greene (25)	Pierre (10)	Oliver (7)	Blakes (5)	Oliver (3)
West Georgia	12-21-24	103-68	W	Blakes (24)	Pierre (10)	Blakes (6)	Oliver (4)	Oliver (3)
Alabama A&M	12-29-24	93-64	W	Pierre (29)	Oliver/Pierre (7)	Oliver (8)	Pierre (4)	Blakes/Pierre (1)
Georgia	01-02-25	108-82	W	Blakes (36)	Oliver (10)	Oliver (11)	Mitchell (2)	Moore (2)
Kentucky	01-05-25	78-96	L	Blakes (24)	Pierre (11)	Pierre (5)	Blakes (3)	Blakes (1)
at Ole Miss	01-09-25	59-87	L	Blakes (19)	Blakes (5)	Oliver (6)	Greene/Moore/Pierre (2)	Pierre (1)
at LSU	01-13-25	77-83	L	Pierre (28)	Pierre (8)	Blakes (4)	Moore/Nwaba (3)	Blakes (2)
Tennessee	01-19-25	71-70	W	Blakes (23)	Pierre (8)	5 Tied w/ 2	Greene/Nwaba/Oliver (1)	Kapinus/Moore/Oliver (1)
Arkansas	01-23-25	101-60	W	Blakes (24)	Pierre (9)	Oliver (6)	Kapinus (6)	Kapinus/Pierre/Pissott/Mitchell (1)
at Alabama	01-26-25	66-64	W	Blakes (33)	Pierre (14)	Pierre (3)	Pierre (5)	Oliver (1)
at Florida	01-30-25	99-86	W	Blakes (53)	Pierre (11)	Moore (6)	Blakes/Pierre (3)	Mitchell (3)
Ole Miss	02-02-25	61-76	L	Pierre (24)	Pierre (7)	Oliver (3)	Oliver/Pierre (3)	Blakes/Pierre (1)
at Texas	02-06-25	66-87	L	Pierre (26)	Pierre (7)	Oliver (4)	Oliver (4)	Mitchell/Oliver (1)
Mississippi State	02-13-25	77-85	L (2OT)	Pierre (24)	Pierre (12)	Moore (5)	Blakes (5)	Mitchell (2)
at Auburn	02-16-25	98-88	W (OT)	Blakes (55)	Mitchell (7)	Blakes (5)	Oliver (6)	Mitchell (4)
at Oklahoma	02-20-25	81-101	L	Blakes (34)	Blakes/Kapinus/Oliver/Pierre (4)	Pierre (4)	Kapinus (4)	--
South Carolina	02-23-25							
Texas A&M	02-27-25							
at Missouri	03-02-25							

POINTS		REBOUNDS		ASSISTS		STEALS		BLOCKS	
Mikayla Blakes	14 (11-3)	Khamil Pierre	23 (16-7)	Jordyn Oliver	11 (7-4)	Khamil Pierre	12 (9-3)	Aiyana Mitchell	9 (6-3)
Khamil Pierre	12 (7-5)	Jordyn Oliver	4 (2-2)	Mikayla Blakes	9 (8-1)	Mikayla Blakes	8 (6-2)	Lelilani Kapinus	7 (6-1)
Madison Greene	1 (1-0)	Aiyana Mitchell	2 (1-1)	Iyana Moore	7 (6-1)	Jordyn Oliver	6 (4-2)	Jordyn Oliver	6 (4-2)
Iyana Moore	1 (1-0)	Leilani Kapinus	2 (1-1)	Khamil Pierre	5 (2-3)	Madison Greene	3 (2-1)	Mikayla Blakes	5 (2-3)
		Mikayla Blakes	2 (0-2)	Madison Greene	2 (2-0)	Leilani Kapinus	3 (2-1)	Jane Nwaba	4 (4-0)
		Justine Pissott	1 (1-0)	Leilani Kapinus	2 (2-0)	Iyana Moore	2 (0-2)	Khamil Pierre	4 (2-2)
						Aiyana Mitchell	1 (1-0)	Iyana Moore	3 (3-0)
						Jane Nwaba	1 (1-0)	Aga Makurat	1 (1-0)
						Iyana Moore	1 (0-1)	Justine Pissott	1 (1-0)

2024-25 GAME HIGHS & LOWS

HIGHS

Points	108	vs. Georgia (01/02/25)
FG Made	44	vs. Evansville (12/14/24)
FG Attempts	93	vs. Evansville (12/14/24)
3-Pt FG Made	14	at Oklahoma (02/20/25)
3-PT FG Attempts	38	vs. Appalachian St. (12/1/24)
FT Made	29	vs. Georgia (01/02/25) at Auburn (02/16/25)
FT Attempts	32	at Auburn (02/16/25)
Rebounds	56	vs. Samford (11/22/24)
Assists	30	vs. Alabama A&M (12/29/24)
Steals	24	vs. Evansville (12/14/24)
Blocks	9	vs. West Georgia (12/21/24)
Turnovers	23	vs. Arizona (11/26/24) at Ole Miss (01/09/25)
Fouls	27	at Texas (02/06/25)

LOWS

Points	59	at Ole Miss (01/09/25)
FG Made	21	vs. Arizona (11/26/24)
FG Attempts	49	vs. Ole Miss (02/02/25)
3-Pt FG Made	2	vs. Evansville (12/14/24) vs. Ole Miss (02/02/25) at Texas (02/06/25)
3-PT FG Attempts	9	vs. Ole Miss (02/02/25)
FT Made	3	at South Florida (11/14/24)
FT Attempts	8	at South Florida (11/14/24)
Rebounds	23	vs. Ole Miss (02/02/25)
Assists	6	at South Florida (11/14/24)
Steals	3	vs. Tennessee (01/19/25)
Blocks	0	at South Florida (11/14/24) at Oklahoma (02/20/25)
Turnovers	6	vs. Appalachian St. (12/01/25)
Fouls	9	vs. Alabama A&M (12/29/24)





VANDERBILT STATS

BENCH PRODUCTION

Game	VU-OPP	Diff.	Top Bench Scorer
Lipscomb	31-25	+6	Madison Greene, 14
Austin Peay	35-12	+23	Madison Greene, 13
at South Fla.	6-32	-26	Makurat/Mitchell/Moore, 2
Butler	17-18	-1	Aiyana Mitchell, 6
Hampton	33-18	+15	Madison Greene, 11
Samford	43-18	+25	Madison Greene, 16
vs. Arizona	15-6	+9	Leilani Kapinus, 7
vs. Michigan St.	7-9	-2	Aiyana Mitchell, 6
Appalachian St.	31-24	+7	Aga Makurat, 7
at Miami	17-11	+6	Leilani Kapinus, 8
Evansville	24-9	+15	Leilani Kapinus, 10
at Dayton	27-18	+9	Madison Greene, 25
West Georgia	35-29	+6	Leilani Kapinus, 10
Alabama A&M	30-18	+12	Madison Greene, 12
Georgia	14-34	-20	Madison Greene, 10
Kentucky	7-4	+3	Madison Greene, 3
at Ole Miss	13-16	-3	Madison Greene, 9
at LSU	4-9	-5	L. Kapinus/M. Greene, 2
Tennessee	6-9	-3	Madison Greene, 4
Arkansas	24-34	-10	Madison Greene, 10
at Alabama	8-8	--	Leilani Kapinus, 8
at Florida	17-9	+8	Justine Pissott, 7
Ole Miss	8-15	-7	Madison Greene, 5
at Texas	8-27	-19	Mitchell/Pissott, 4
Miss. State	22-18	+4	Madison Greene, 17
at Auburn	18-8	+10	M. Greene/J. Pissott, 6
at Oklahoma	19-31	-12	Justine Pissott, 9
Total	519-469	+50	Madison Greene, 185
AVG.	19.2-17.4	+1.9	Madison Greene, 7.7 ppg

SPECIALTY STATS

Game	Off TO	Paint	2nd Chance	Fastbreak
Lipscomb	22-8	70-22	23-8	27-3
Austin Peay	33-10	42-20	20-4	24-1
at South Fla.	19-12	28-24	12-7	3-4
Butler	41-13	30-20	10-7	14-7
Hampton	36-12	46-28	19-4	13-6
Samford	24-3	60-22	28-9	26-9
vs. Arizona	29-19	20-40	17-13	9-8
vs. Michigan St.	23-20	42-48	14-16	15-6
Appalachian St.	33-7	38-22	21-7	21-2
at Miami	27-14	46-40	16-2	8-3
Evansville	54-3	76-20	40-9	25-4
at Dayton	32-7	28-42	14-8	14-6
West Georgia	37-16	62-22	29-13	30-16
Alabama A&M	24-11	60-42	19-9	23-14
Georgia	26-8	34-48	15-13	15-12
Kentucky	7-16	26-26	26-9	5-6
at Ole Miss	19-22	34-38	9-10	7-10
at LSU	17-21	32-44	6-17	17-13
Tennessee	13-10	24-32	10-8	15-14
Arkansas	40-13	40-24	9-12	22-13
at Alabama	30-15	30-44	11-9	16-15
at Florida	31-14	42-56	14-19	19-13
Ole Miss	6-21	32-54	5-21	8-10
at Texas	14-27	30-28	21-16	13-7
Miss. State	26-17	30-66	9-24	18-8
at Auburn	23-13	46-44	13-12	20-11
at Oklahoma	21-9	12-44	7-18	13-12
Total	707-361	1060-960	437-304	440-241
AVG.	26.2-13.4	39.3-35.6	16.2-11.3	16.3-8.9





2024-25 GAME COMPARISON

Opponent	1st	2nd	3rd	4th	Final	Mar	Total FG	FG Pct	3-Pointers	3FG Pct	Free Throws	FT Pct	Rebs	Mar	Ast	TOver	Block	Steal	Fouls
Lipscomb	31-15	22-10	28-14	21-11	102-50	+52	43-81/17-61	.531/.279	5-17/6-35	.294/.171	11-14/10-17	.786/.588	54-32	+22	17-6	12-23	1-2	15-2	15-17
Austin Peay	24-16	28-10	26-4	15-7	93-37	+56	32-71/15-52	.451/.288	6-17/3-14	.353/.214	23-30/4-14	.767/.286	55-28	+27	15-6	12-25	8-2	10-6	15-27
at South Florida	19-17	15-9	20-11	8-12	62-49	+13	26-68/21-57	.382/.368	7-28/4-18	.250/.222	3-8/3-3	.375/1.000	37-43	-6	6-13	12-23	0-8	8-5	11-14
Butler	17-8	20-12	22-16	22-16	81-52	+19	29-57/18-47	.509/.383	8-18/8-18	.444/.444	15-19/8-11	.789/.727	33-25	+8	18-12	21-30	2-0	17-12	16-16
Hampton	23-21	28-7	25-4	18-13	94-45	+49	38-70/18-49	.543/.367	8-25/3-12	.320/.250	10-12/6-8	.833/.750	40-24	+16	22-9	11-24	6-1	11-7	11-15
Samford	19-21	24-8	23-16	38-14	104-59	+45	42-83/22-56	.506/.393	8-19/11-29	.421/.379	12-20/4-8	.600/.500	56-26	+30	23-16	11-22	3-2	17-8	17-19
vs. Arizona	15-7	16-11	19-19	21-23	71-60	+11	21-54/25-58	.389/.431	6-14/4-16	.429/.250	23-31/6-11	.742/.545	40-33	+7	12-12	23-26	2-2	19-11	19-22
vs. Michigan State	19-16	8-13	22-16	21-33	70-78	-8	26-64/28-65	.496/.431	3-14/4-12	.214/.333	15-20/18-25	.750/.720	34-48	-14	17-15	21-24	3-7	15-14	22-21
Appalachian State	33-2	18-13	14-16	29-9	94-40	+54	33-77/16-54	.429/.296	13-38/3-16	.342/.188	15-15/5-8	1.000/.625	48-36	+12	23-8	6-21	1-3	14-3	10-15
at Miami	23-13	23-18	23-24	19-15	88-70	+18	34-68/28-53	.500/.528	9-24/6-17	.375/.353	11-15/8-11	.733/.727	36-24	+12	20-14	15-21	1-1	7-8	16-16
Evansville	34-12	24-8	28-11	20-9	106-40	+66	44-93/15-54	.473/.278	2-24/4-27	.083/.148	16-19/6-9	.842/.667	55-36	+19	13-8	9-36	4-2	24-2	15-18
at Dayton	33-15	13-24	13-17	21-10	80-66	+14	29-76/26-53	.382/.491	9-26/3-14	.346/.214	13-15/11-12	.867/.917	33-42	-9	18-16	8-26	3-4	16-3	14-15
West Georgia	24-14	35-13	20-25	24-16	103-68	+35	41-84/25-68	.488/.368	7-27/10-29	.259/.345	14-19/8-12	.737/.667	51-41	+10	23-19	13-26	9-3	17-8	11-13
Alabama A&M	24-16	21-11	22-19	26-18	93-64	+19	40-71/27-64	.563/.422	5-19/5-16	.263/.313	8-14/5-9	.571/.556	41-30	+11	30-13	15-19	2-2	13-9	9-14
Georgia	26-13	24-16	29-28	29-25	108-82	+26	34-71/32-69	.479/.464	11-25/4-17	.440/.235	29-31/14-20	.935/.700	35-44	-9	27-17	8-18	6-1	5-4	18-22
Kentucky	17-31	21-20	19-19	21-26	78-96	-18	27-74/33-61	.365/.541	9-30/15-31	.300/.484	15-20/15-20	.750/.750	39-41	-2	11-20	7-10	1-4	5-4	20-19
at Ole Miss	11-17	14-27	12-27	22-16	59-87	-28	23-53/33-63	.434/.524	4-17/9-22	.235/.409	9-14/12-13	.643/.923	26-36	-10	16-26	23-26	1-3	9-18	13-17
at LSU	21-21	16-16	20-21	20-25	77-83	-6	27-57/34-71	.474/.479	5-14/3-9	.357/.333	18-22/12-18	.818/.667	25-45	-20	12-13	16-17	2-5	9-8	19-20
Tennessee	21-21	16-5	17-19	17-25	71-70	+1	23-62/26-68	.371/.382	6-19/6-26	.316/.231	19-22/12-15	.864/.800	40-42	-2	12-12	12-10	3-3	3-5	16-23
Arkansas	26-10	27-17	19-20	29-13	101-60	+41	39-69/24-60	.565/.400	13-25/8-24	.520/.333	10-12/4-7	.833/.571	35-33	+2	21-8	14-26	4-1	17-5	12-8
at Alabama	15-19	12-15	17-7	22-23	66-64	+2	23-68/27-52	.338/.519	4-16/5-17	.250/.294	16-21/5-6	.762/.833	39-36	+3	10-14	14-23	1-3	17-8	15-17
at Florida	19-16	27-10	27-30	26-30	99-86	+13	34-64/33-67	.531/.493	11-21/3-15	.524/.200	20-25/17-23	.800/.739	34-36	-2	17-12	15-18	3-0	11-6	21-22
Ole Miss	11-12	10-20	20-25	20-19	61-76	-15	23-49/32-59	.469/.542	2-9/2-12	.222/.167	13-16/10-14	.813/.714	23-32	-9	8-15	18-14	2-5	9-11	15-15
at Texas	10-21	15-17	25-25	16-24	66-87	-21	22-57/28-53	.386/.528	2-11/9-13	.182/.692	20-26/22-26	.769/.846	34-31	+3	8-18	17-14	2-7	10-9	27-19
Mississippi State	19-9	12-20	17-21	17-15	77-85 (TOT)	-8	29-78/35-90	.372/.389	7-25/2-27	.280/.074	12-16/13-19	.750/.684	43-65	-22	18-11	16-22	4-4	15-11	19-17
at Auburn	17-18	22-24	17-22	28-20	98-88 (OT)	+10	32-63/44-64	.508/.516	5-15/5-16	.333/.313	29-32/17-21	.906/.810	33-31	+2	13-21	15-18	5-5	13-5	23-22
at Oklahoma	13-21	24-22	17-34	27-24	81-101	-20	24-68/36-69	.353/.522	14-30/12-30	.467/.400	19-26/17-24	.731/.708	29-54	-25	16-25	14-22	0-4	13-5	25-24
South Carolina																			
Texas A&M																			
at Missouri																			
SEASON TOTAL	564-425	535-396	561-510	597-491	2283-1843	+440	838-1850/707-1637	.453/.432	189-567/157-532	.333/.295	418-534/272-384	.783/.708	1048-994	+54	446-379	378-576	79-84	339-189	445-488
SEASON AVG	20.8-15.7	19.8-14.7	20.8-18.9	22.1-18.2	84.6-68.3	+16.3	31.0-68.5/26.2-60.6		7.0-21.0/5.8-19.7		15.5-19.8/10.1-14.2		38.8-36.8	+2.0	16.5-14.0	14.0-21.3	2.9-3.1	12.6-7.0	16.5-18.1

SEASON HIGH | SEASON LOW

2024-25 GAME-BY-GAME STATS

Opponent	Date	Score		Total		3-Pointers		Free throws		Rebounds				Other				PTS	AVG	
				FG-FGA	PCT	3FG-3FGA	PCT	FT-FTA	PCT	OFF	DEF	TOT	AVG	PF	A	TO	BLK			STL
Lipscomb	11/04/2024	102-50	W	43-81	.531	5-17	.294	11-14	.786	22	32	54	54.0	17	17	12	1	15	102	102.0
Austin Peay	11/08/2024	93-37	W	32-71	.451	6-17	.353	23-30	.767	21	34	55	54.5	15	15	12	8	10	93	97.5
at South Fla.	11/14/2024	62-49	W	26-68	.382	7-28	.250	3-8	.375	12	25	37	48.7	11	6	12	0	8	62	85.7
Butler	11/17/2024	81-52	W	29-57	.509	8-18	.444	15-19	.789	13	20	33	44.8	16	18	21	2	17	81	84.5
Hampton	11/20/2024	94-45	W	38-70	.543	8-25	.320	10-12	.833	15	25	40	43.8	11	22	11	6	11	94	86.4
Samford	11/22/2024	104-59	W	42-83	.506	8-19	.421	12-20	.600	27	29	56	45.8	17	23	11	3	17	104	89.3
vs Arizona	11/26/2024	71-60	W	21-54	.389	6-14	.429	23-31	.742	15	25	40	45.0	19	12	23	2	19	71	86.7
vs Michigan St.	11/27/2024	70-78	L	26-64	.406	3-14	.214	15-20	.750	14	20	34	43.6	22	17	21	3	15	70	84.6
App State	12/01/2024	94-40	W	33-77	.429	13-38	.342	15-15	1.000	18	30	48	44.1	10	23	6	1	14	94	85.7
at Miami (FL)	12/04/2024	88-70	W	34-68	.500	9-24	.375	11-15	.733	17	19	36	43.3	16	20	15	1	7	88	85.9
Evansville	12/14/2024	106-40	W	44-93	.473	2-24	.083	16-19	.842	29	26	55	44.4	15	13	9	4	24	106	87.7
at Dayton	12/19/2024	80-66	W	29-76	.382	9-26	.346	13-15	.867	16	17	33	43.4	14	18	8	3	16	80	87.1
West Ga.	12/21/2024	103-68	W	41-84	.488	7-27	.259	14-19	.737	24	27	51	44.0	11	23	13	9	17	103	88.3
Alabama A&M	12/29/2024	93-64	W	40-71	.563	5-19	.263	8-14	.571	13	28	41	43.8	9	30	15	2	13	93	88.6
Georgia	01/02/2025	108-82	W	34-71	.479	11-25	.440	29-31	.935	10	25	35	43.2	18	27	8	6	5	108	89.9
Kentucky	01/05/2025	78-96	L	27-74	.365	9-30	.300	15-20	.750	19	20	39	42.9	20	11	7	1	5	78	89.2
at Ole Miss	01/09/2025	59-87	L	23-53	.434	4-17	.235	9-14	.643	7	19	26	41.9	13	16	23	1	9	59	87.4
at LSU	01/13/2025	77-83	L	27-57	.474	5-14	.357	18-22	.818	7	18	25	41.0	19	12	16	2	9	77	86.8
Tennessee	01/19/2025	71-70	W	23-62	.371	6-19	.316	19-22	.864	14	26	40	40.9	16	12	12	3	3	71	86.0
Arkansas	01/23/2025	101-60	W	39-69	.565	13-25	.520	10-12	.833	11	24	35	40.7	12	21	14	4	17	101	86.8
at Alabama	01/26/2025	66-64	W	23-68	.338	4-16	.250	16-21	.762	20	19	39	40.6	15	10	14	1	17	66	85.8
at Florida	01/30/2025	99-86	W																	



SHEA RALPH

HEAD COACH
FOURTH SEASON
UConn - '01



THE SHEA RALPH FILE

Head Coach Vanderbilt (2021-Current)

- 70-56 overall record in four seasons at Vanderbilt
- Guided Vanderbilt to its first NCAA Tournament bid since the 2014 NCAA Tournament in 2023-24 and posted the Dores' first NCAA Tournament victory since 2013
- Posted the largest win improvement from one season to next in school history during the 2023-24 season, as Vandy's 23 victories marked an 11-win improvement from 2022-23
- Led Vanderbilt to its first postseason bid since the 2013-14 campaign with an appearance in the 2022 WNIT in her debut season in 2021-22
- Guided Vandy to a school record six SEC road wins in '23-'24
- Five players have earned All-SEC honors under Ralph

Assistant Coach UConn (2008-2021)

- 462-22 in 13 seasons as an assistant coach at UConn
- Won Six NCAA National Championships
- 12 Final Four Appearances
- 16 Conference Titles
- Coached 21 WNBA Draft Picks, 9 top-5 picks, three No. 1 picks

Assistant Coach Pittsburgh (2003-2008)

- 86-66 in five seasons as an assistant coach at Pittsburgh
- 2008 Sweet 16 Appearance
- Two NCAA Tournament Appearances (2007 & 08)
- 2006 WNIT Final Four

Player UConn (1996-2001)

- Drafted by Utah Starzz in 2001 WNBA Draft
- Scored 1,678 career points, Ranks 8th in UConn history
- Won 2000 NCAA National Championship
- 2000 NCAA Women's Final Four MVP
- 2000 Big East Player of the Year
- 2000 All-American
- 2000 Sports Illustrated Women's College Player of the Year
- Honda Award Winner

Shea Ralph was named the sixth head coach in Vanderbilt women's basketball history on April 13, 2021. The 2024-25 campaign marks her fourth season leading the Commodores.

Ralph orchestrated one of the biggest turn-arounds in program history during the 2023-24 season, as the Commodores went from being projected last in the SEC preseason polls to earning the program's first bid into the NCAA Tournament in 10 seasons.

Vanderbilt went 23-10 in Year 3 under Ralph's direction, as the Commodores made their first appearance in the NCAA Tournament since the 2013-14 campaign. The 23 wins marked an 11-win improvement from a season ago, which is the second-largest win improvement from one season to the next in program history.

The Commodores went out and proved the preseason prognosticators wrong in 2023-24, as Vandy finished sixth in the SEC after being picked 13th in the Preseason SEC Coaches Poll and 14th in the Preseason SEC Media Poll. The Dores went 9-7 in SEC play and won a program-record six road SEC games. The nine SEC wins were the most for Vanderbilt since the 2012-13 campaign. The Commodores earned the No. 6 seed in the 2024 SEC Women's Basketball Tournament, which was the program's highest seed at the SEC Tournament since 2011.

Vanderbilt's at-large bid into the 2024 NCAA



Tournament marked the second time in her three seasons that Ralph has led the Commodores to the postseason.

A total of three Commodores earned All-SEC honors in Year 3 under Ralph. Iyana Moore made her first appearance on the All-SEC second team, while Jordyn Cambridge was named to the All-SEC defensive team for a school-record third time. Khamil Pierre was named to the All-SEC freshman team, making her the third Commodore to earn a spot on the team under Ralph, joining Moore and Sacha Washington. Pierre also was named SEC Freshman of the Week a program record five times during the season.

Vanderbilt's hard-nosed and gritty approach helped the Commodores become one of the elite defensive teams in the SEC, as Vandy ranked third in steals per game at 10.2 steals. The Dores' 315 steals during the 2023-24 campaign are the third-most in a season in program history.

Vanderbilt was hit hard with a plethora of pre-season injuries to begin the 2022-23 campaign. Coach Ralph was able to rally the Commodores and record a second-straight double-digit win season, marking the first time in six years that Vandy has posted back-to-back double-digit win campaigns.

During the 2022-23 campaign, Ralph guided Vanderbilt to a winning record inside Memorial Gymnasium for the 38th time in the last 40 seasons. The Commodores won nine games at Memorial Gym, which included victories over Texas A&M, Arkansas, and Kentucky.

Ralph was key in the development of Cijia Harbison, who transferred into the program for her graduate season and become one of the most prolific scorers in the SEC. Harbison earned second team All-SEC honors after averaging 19.6 points per game and shot 40.6% from the field. The only player in the SEC to score 40 points in a game this season, Harbison had three outings with 30-plus points among the 23 times she has scored in double figures while recording the



highest scoring average of her collegiate career. Harbison has led the Commodores in scoring 16 times, assists on 20 occasions and steals in 15 games. Harbison tied a school record with 41 points and added five steals in a January win over Texas A&M

In her inaugural season, Ralph led Vanderbilt to its first postseason appearance since 2014. The Commodores reached the third round of the Women's National Invitation Tournament, their longest postseason run since 2013. Vanderbilt also recorded its first SEC Tournament victory in six years when it defeated Texas A&M 85-69 on March 2, 2022.



In all, Ralph accrued the third-most wins of any women's basketball coach in a debut season. That included a 63-59 victory against No. 15 Florida in Memorial Gymnasium on Feb. 24, 2022, the program's first win against a ranked opponent since 2020.

Ralph wasted no time helping individual student-athletes realize their full potential. Jordyn Cambridge, Iyana Moore and Sacha Washington earned All-SEC accolades during the 2021-22 campaign. Cambridge recorded the program's first postseason triple-double during the SEC Tournament, while she and Moore contributed to a program-record 17 3-pointers against Alabama State on Dec. 28, 2021.

A seven-time national champion as a student-athlete or coach, Ralph arrived at Vanderbilt after spending the previous 13 seasons as an assistant coach alongside Geno Auriemma at the University of Connecticut. While serving as a coach at her alma mater, Ralph helped guide the Huskies to 12 Final Four appearances and six national championships, including a record four consecutive titles from 2013-16.

Ralph was an instrumental figure in recruiting and player development with the Huskies. She mentored standouts like Paige Bueckers, who in 2020-21 became the first freshman to sweep the major national player-of-the-year awards:

RALPH'S CAREER RECORD

SEASON	TEAM	OVERALL	CONF.	CONF. FINISH	POSTSEASON
1996-97	UConn (Player)	33-1	18-0	1st	Elite Eight
1997-98	UConn (Player)	34-3	17-1	1st	Elite Eight
1998-99	UConn (Player)	29-5	17-1	T-1st	Sweet 16
1999-00	UConn (Player)	36-1	18-0	T-1st	NCAA Champions
2000-01	UConn (Player)	32-3	17-1	1st	Final Four
2003-04	Pittsburgh (AC)	6-20	2-14	13th	--
2004-05	Pittsburgh (AC)	13-15	5-11	10th	--
2005-06	Pittsburgh (AC)	22-11	9-7	T-6th	WNIT Final Four
2006-07	Pittsburgh (AC)	24-9	10-6	T-5th	NCAA 2nd Rd
2007-08	Pittsburgh (AC)	24-11	10-6	T-5th	Sweet 16
2008-09	UConn (AC)	39-0	16-0	1st	NCAA Champions
2009-10	UConn (AC)	39-0	16-0	1st	NCAA Champions
2010-11	UConn (AC)	36-2	16-0	1st	Final Four
2011-12	UConn (AC)	33-5	13-3	T-2nd	Final Four
2012-13	UConn (AC)	35-4	14-2	2nd	NCAA Champions
2013-14	UConn (AC)	40-0	18-0	1st	NCAA Champions
2014-15	UConn (AC)	38-1	18-0	1st	NCAA Champions
2015-16	UConn (AC)	38-0	18-0	1st	NCAA Champions
2016-17	UConn (AC)	36-1	16-0	1st	Final Four
2017-18	UConn (AC)	36-1	16-0	1st	Final Four
2018-19	UConn (AC)	35-3	16-0	1st	Final Four
2019-20	UConn (AC)	29-3	16-0	1st	Tournament Canceled
2020-21	UConn (AC)	28-2	18-0	1st	Final Four
2021-22	Vanderbilt (HC)	16-19	4-12	T-12th	WNIT Sweet 16
2022-23	Vanderbilt (HC)	12-19	3-13	12th	--
2023-24	Vanderbilt (HC)	23-10	9-7	6th	NCAA 1st Rd
2024-25	Vanderbilt (HC)	19-8	6-7	--	--

AT VANDERBILT: 70-56 (.555) - Four Seasons

TOTAL: 785-156 (.834) - 27 Seasons

7- NCAA National Titles ('00, '09, '10, '13, '14, '15, '16)

14 - NCAA Final Fours ('00, '01, '09, '10, '11, '12, '13, '14, '15, '16, '17, '18, '19)

16 - NCAA Elite Eights ('97, '98, '00, '01, '09, '10, '11, '12, '13, '14, '15, '16, '17, '18, '19)

18 - NCAA Sweet 16 Appearances | 16 - Conference Regular Season Championships

the Naismith Trophy, Associated Press Player of the Year, USBWA National Player of the Year, Lieberman Award and Wooden Award.

In all, Ralph worked with 21 WNBA draft picks at UConn, including nine top-five picks and three No. 1 overall selections: Tina Charles, Maya Moore and Breanna Stewart.

Prior to returning to UConn as an assistant, Ralph spent five seasons at the University of Pittsburgh from 2003-08. She was instrumental in a period of unprecedented success, helping the Panthers improve from single-digit victories to at least 22 victories in each of her final three seasons. Pitt also reached the Sweet 16 for the first time in program history in 2008.

As one of the most celebrated student-athletes in women's basketball history, Ralph ranks eighth in UConn's storied record book with 1,678 points. She also ranks among the program's all-time top 10 in career assists (456), steals (252) and field goal percentage (57.9). Ralph graduated from Connecticut in 2001 with a degree in exercise physiology.

In leading UConn to a national championship in 2000, Ralph was named an All-American and Big East Player of the Year. She was selected as the most valuable player in the 2000 NCAA Women's Final Four. She also won the Honda Award, presented to the premier female student-athlete in 12 collegiate sports, and the "Sports Illustrated for Women" Player of the Year.

Ralph was selected by the Utah Starzz in the 2001 WNBA Draft, but was unable to pursue a professional career due to a knee injury.

Ralph and her husband, Tom Garrick, have one daughter, Maysen. Currently a member of the Vanderbilt coaching staff, Garrick served as head coach of the UMass-Lowell women's basketball program from 2018-21 and previously served as a Vanderbilt assistant from 2009-15.





1 MIKAYLA BLAKES

@mikaylablakes
@mikaylablakes
@mikaylablakes

G // 5-8 // Fr. // Somerset, N.J. (Rutgers Prep HS)

SEASON HIGHS

Points // 55, at Auburn (02/18/25)
FG Made // 16, at Florida (01/30/25)
FG Attempts // 28, at Auburn (02/18/25)
3-Pt Made // 7, Last: at Oklahoma (02/20/25)
3-Pt Attempt // 14, at Miami (12/04/24)
FT Made // 23, at Auburn (02/18/25)
FT Attempt // 24, at Auburn (02/18/25)
Rebounds // 9, Mississippi State (02/13/25)
Assists // 8, Hampton (11/20/24)
Steals // 7, vs. Appalachian State (12/1/24)
Blocks // 2, at LSU (01/13/25)
Minutes // 45, at Auburn (02/18/25)

CAREER HIGHS

Points // 55, at Auburn (02/18/25)
FG Made // 16, at Florida (01/30/25)
FG Attempts // 28, at Auburn (02/18/25)
3-Pt Made // 7, Last: at Oklahoma (02/20/25)
3-Pt Attempt // 14, at Miami (12/04/24)
FT Made // 23, at Auburn (02/18/25)
FT Attempt // 24, at Auburn (02/18/25)
Rebounds // 9, Mississippi State (02/13/25)
Assists // 8, Hampton (11/20/24)
Steals // 7, vs. Appalachian State (12/1/24)
Blocks // 2, at LSU (01/13/25)
Minutes // 45, at Auburn (02/18/25)

- Set the NCAA Freshman & SEC Single-Game Scoring Records w/ 55 pts at Auburn (Jan. 30)
- Four-time USBWA Tamika Catchings National Freshman of the Week (Jan. 21, Jan. 28, Feb. 4, Feb. 18)
- Seven-Time SEC Freshman of the Week and has won four-straight weeks (Nov. 19, Nov. 26, Dec. 10, Jan. 28, Feb. 4, Feb. 11)
- Two-time AP Player of the Week (Feb. 4, Feb. 18)
- NCAA.com Player of the Week (Jan. 21)
- Became the first player since Candace Parker ('06) to win SEC Player & Freshman of the Week on the same week (Feb. 11)
- Leads all NCAA Division I freshmen in scoring (23.4 ppg)
- First NCAA Division I freshman to score over 600 pts this season (633)

SUPERLATIVES		24-25 CAREER		SUPERLATIVES		24-25 CAREER	
10+ POINTS	26	26		3+ ASSISTS	15	15	
15+ POINTS	22	22		3+ STEALS	13	13	
20+ POINTS	17	17		2+ BLOCKS	1	1	
30+ POINTS	5	5		DOUBLE-DOUBLES	--	--	
40+ POINTS	2	2		LED VANDY IN PTS	12	12	
50+ POINTS	2	2		LED VANDY IN REB	2	2	
MADE 3+ 3-PT FG	7	7		LED VANDY IN AST	8	8	
10+ REBS	--	--		LED VANDY IN STL	5	5	
				LED VANDY IN BLK	5	5	

GAME-BY-GAME

DATE	OPPONENT	GS	MIN	FGM/A	FG%	3FG/A	3P%	FTM/A	FG%	OFF	DEF	TOT	AVG	PF	AST	T/O	BLK	STL	PTS	AVG	
11.4.24	LIPSCOMB	*	25:31	9-18	.500	2-7	.286	3-3	1.000	2	3	5	5.0	2	5	0	0	2	23	23.0	
11.8.24	AUSTIN PEAY	*	15:31	5-8	.625	2-4	.500	4-5	.800	2	1	3	4.0	1	1	2	1	3	16	19.5	
11.14.24	AT SOUTH FLORIDA	*	31:24	6-14	.429	2-8	.250	2-4	.500	0	2	2	3.3	1	1	5	0	2	16	18.3	
11.17.24	BUTLER	*	35:34	9-18	.500	4-9	.444	7-8	.875	1	1	2	3.0	3	2	3	0	3	29	21.0	
11.20.24	HAMPTON	*	29:14	9-14	.643	1-5	.200	3-5	.600	1	2	3	3.0	2	8	3	0	3	22	21.2	
11.22.24	SAMFORD	*	23:12	5-12	.417	2-5	.400	2-2	1.000	1	2	3	3.0	2	5	3	1	2	14	20.0	
11.26.24	VS. ARIZONA	*	34:31	6-14	.429	5-8	.625	6-6	1.000	0	2	2	2.9	4	4	1	0	4	23	20.4	
11.27.24	VS. MICHIGAN ST.	*	26:36	3-10	.300	1-4	.250	6-6	1.000	1	0	1	2.6	3	3	3	0	2	13	19.5	
12.1.24	APPALACHIAN ST.	*	28:35	7-15	.467	2-8	.250	4-4	1.000	2	1	3	2.7	2	6	2	0	7	20	19.6	
12.4.24	AT MIAMI	*	37:14	10-22	.455	5-14	.357	1-2	.500	0	1	1	2.5	2	3	3	0	0	26	20.2	
12.14.24	EVANSVILLE	*	26:07	7-19	.368	1-7	.143	7-7	1.000	3	1	4	2.6	2	3	1	0	1	22	20.4	
12.19.24	AT DAYTON	*	26:50	6-17	.353	2-8	.250	2-2	1.000	1	0	1	2.5	4	1	3	0	5	16	20.0	
12.21.24	WEST GEORGIA	*	27:09	12-20	.600	0-6	.000	0-0	.000	2	2	4	2.6	1	6	2	0	3	24	20.3	
12.29.24	ALABAMA A&M	*	17:01	2-9	.222	0-5	.000	1-3	.333	1	2	3	2.6	0	1	1	1	3	5	19.2	
1.2.25	GEORGIA	*	32:42	9-20	.450	5-9	.556	13-14	.929	2	1	3	2.7	3	5	0	1	1	36	20.3	
1.5.25	KENTUCKY	*	35:34	9-22	.409	3-11	.273	3-4	.750	4	1	5	2.8	4	0	4	1	3	24	20.6	
1.9.25	AT OLE MISS	*	36:11	8-16	.500	2-7	.286	1-2	.500	1	4	5	2.9	3	2	5	0	1	19	20.5	
1.13.25	AT LSU	*	37:28	4-13	.308	0-4	.000	4-4	1.000	2	4	6	3.1	1	4	9	2	2	12	20.0	
1.19.25	TENNESSEE	*	28:18	7-17	.412	2-6	.333	7-8	.875	2	0	2	3.1	4	2	3	0	0	23	20.2	
1.23.25	ARKANSAS	*	26:49	8-13	.615	4-6	.667	4-4	1.000	2	0	2	3.0	1	3	1	0	1	24	20.4	
1.26.25	AT ALABAMA	*	37:06	10-21	.476	3-8	.375	10-12	.833	1	4	5	3.1	2	1	3	0	3	33	21.0	
1.30.25	AT FLORIDA	*	39:26	16-24	.667	5-9	.556	16-18	.889	1	2	3	3.1	2	2	2	0	3	53	22.4	
2.2.25	OLE MISS	*	29:45	5-9	.556	0-2	.000	6-7	.857	0	2	2	3.0	3	1	6	1	1	16	22.1	
2.6.25	AT TEXAS	*	33:38	8-14	.571	0-2	.000	6-6	1.000	2	2	4	3.1	4	2	3	0	3	22	22.1	
2.13.25	MISSISSIPPI ST.	*	43:59	4-19	.211	1-6	.167	4-4	1.000	2	7	9	3.3	5	4	4	0	5	13	21.8	
2.16.25	AT AUBURN	*	45:00	15-28	.536	2-7	.286	23-24	.958	2	3	5	3.4	4	5	6	0	3	55	23.0	
2.20.25	AT OKLAHOMA	*	37:19	9-22	.409	7-12	.583	9-10	.900	2	2	4	3.4	3	3	4	0	1	34	23.4	
2.23.25	SOUTH CAROLINA																				
2.27.25	TEXAS A&M																				
3.2.25	AT MISSOURI																				
TOTAL			27	847:43	208-448	.464	63-187	.337	154-174	.885	40	52	92	3.4	68	83	82	8	67	633	23.4

CAREER STATS

YEAR	GP	GS	MIN	AVG	FG	FGA	PCT	3FG	3FGA	3PCT	FT	FTA	PCT	OFF	DEF	TOT	AVG	PF	FO	AST	TO	BLK	STL	PTS	AVG
2024-25	27	27	848	31.4	208	448	.464	63	187	.337	154	174	.885	40	52	92	3.4	68	1	83	82	8	67	633	23.4
CAREER	27	27	848	31.4	208	448	.464	63	187	.337	154	174	.885	40	52	92	3.4	68	1	83	82	8	67	633	23.4



2 JADA BROWN

@_jadabrown
@brownjadaa
@jadabrown_

G // 5-8 // Jr. // Bentonville, Ark. (Bentonville HS)

SEASON HIGHS

Points // 6, West Georgia (12/21/24)
FG Made // 2, West Georgia (12/21/24)
FG Attempts // 3, West Georgia (12/21/24)
3-Pt Made // 1 (2x), Last: West Georgia (12/21/24)
3-Pt Attempt // 2, West Georgia (12/21/24)
FT Made // 2, Lipscomb (11/4/24)
FT Attempt // 2 (2x), Last: West Georgia (12/21/24)
Rebounds // 2 (4x), Last: West Georgia (12/21/24)
Assists // 2, Alabama A&M (12/29/24)
Steals // 2 (2x), Last: West Georgia (12/21/24)
Blocks // --
Minutes // 13, Lipscomb (11/4/24)

CAREER HIGHS

Points // 12, vs. NC State (11/24/22)
FG Made // 4, vs. NC State (11/24/22)
FG Attempts // 12, Samford (11/10/22)
3-Pt Made // 4, vs. NC State (11/24/22)
3-Pt Attempt // 8, at LSU (01/01/23)
FT Made // 2 (7x), Last: Lipscomb (11/4/24)
FT Attempt // 2 (12x), Last: West Georgia (12/21/24)
Rebounds // 4 (4x), Last Radford (12/31/23)
Assists // 5, Tarleton State (11/15/22)
Steals // 2 (5x), Last: West Georgia (12/21/24)
Blocks // 1 (2x), Last: Florida (01/22/23)
Minutes // 42, Lipscomb (12/18/22)

- Appeared in 12 games off the bench in '24-25
- Shooting 54.5% from the field (6-of-11)
- Scored a season-high 6 pts in 10 min. vs. West Georgia
- Played in 59 career games with 22 starts at Vanderbilt
- Scored career-best 12 pts vs. NC State (11.24.22)
- SEC Winter Academic Honor Roll ('24)
- Majoring in Human & Organizational Development

SUPERLATIVES	24-25 CAREER	SUPERLATIVES	24-25 CAREER
10+ POINTS	-- 2	3+ STEALS	-- --
15+ POINTS	-- --	2+ BLOCKS	-- --
20+ POINTS	-- --	DOUBLE-DOUBLES	-- --
30+ POINTS	-- --	LED VANDY IN PTS	-- --
MADE 3+ 3-PT FG	-- 3	LED VANDY IN REB	-- --
10+ REBS	-- --	LED VANDY IN AST	-- 1
3+ ASSISTS	-- 1	LED VANDY IN STL	-- --
		LED VANDY IN BLK	-- --

GAME-BY-GAME

DATE	OPPONENT	GS	MIN	FGM/A	FG%	3FG/A	3P%	FTM/A	FG%	OFF	DEF	TOT	AVG	PF	AST	T/O	BLK	STL	PTS	AVG
11.4.24	LIPSCOMB		12:44	1-2	.500	0-0	.000	2-2	1.000	1	0	1	1.0	3	0	0	0	0	4	4.0
11.8.24	AUSTIN PEAY		08:06	0-1	.000	0-1	.000	0-0	.000	1	1	2	1.5	2	1	0	0	2	0	2.0
11.14.24	AT SOUTH FLORIDA		01:49	0-0	.000	0-0	.000	0-0	.000	0	0	0	1.0	0	0	0	0	0	0	1.3
11.17.24	BUTLER		03:55	0-1	.000	0-0	.000	0-0	.000	1	0	1	1.0	0	1	0	0	0	0	1.0
11.20.24	HAMPTON		03:57	0-0	.000	0-0	.000	0-0	.000	1	1	2	1.2	0	0	1	0	0	0	0.8
11.22.24	SAMFORD		02:55	0-0	.000	0-0	.000	0-0	.000	0	0	0	1.0	1	0	0	0	0	0	0.7
11.26.24	VS. ARIZONA																			
11.27.24	VS. MICHIGAN ST.																			
12.1.24	APPALACHIAN ST.		05:46	1-1	1.000	1-1	1.000	0-0	.000	0	2	2	1.1	0	1	0	0	1	3	1.0
12.4.24	AT MIAMI																			
12.14.24	EVANSVILLE		06:19	1-1	1.000	0-0	.000	0-0	.000	0	0	0	1.0	0	0	1	0	1	2	1.1
12.19.24	AT DAYTON																			
12.21.24	WEST GEORGIA		10:00	2-3	.667	1-2	.500	1-2	.500	0	2	2	1.1	1	0	0	0	2	6	1.7
12.29.24	ALABAMA A&M		04:01	0-0	.000	0-0	.000	0-0	.000	0	1	1	1.1	0	2	2	0	0	0	1.5
1.2.25	GEORGIA																			
1.5.25	KENTUCKY																			
1.9.25	AT OLE MISS																			
1.13.25	AT LSU																			
1.19.25	TENNESSEE																			
1.23.25	ARKANSAS		04:48	1-2	.500	0-1	.000	0-0	.000	0	1	1	1.1	0	0	2	0	0	2	1.5
1.26.25	AT ALABAMA																			
1.30.25	AT FLORIDA																			
2.2.25	OLE MISS																			
2.6.25	AT TEXAS																			
2.13.25	MISSISSIPPI STATE																			
2.16.25	AT AUBURN																			
2.20.25	AT OKLAHOMA		01:40	0-0	.000	0-0	.000	0-0	.000	0	0	0	1.0	0	0	0	0	0	0	1.4
2.23.25	SOUTH CAROLINA																			
2.27.25	TEXAS A&M																			
3.2.25	AT MISSOURI																			
TOTAL		0	65:60	6-11	.545	2-5	.400	3-4	.750	4	8	12	1.0	7	5	6	0	6	17	1.4

CAREER STATS

YEAR	GP	GS	MIN	AVG	FG	FGA	PCT	3FG	3FGA	3PCT	FT	FTA	PCT	OFF	DEF	TOT	AVG	PF	FO	AST	TO	BLK	STL	PTS	AVG
2022-23	30	22	637	21.3	44	150	.293	32	105	.305	12	14	.857	13	19	32	1.1	35	0	24	44	1	14	132	4.4
2023-24	18	0	123	6.8	3	19	.158	2	15	.133	4	6	.667	2	9	11	0.6	12	0	7	6	0	2	12	0.7
2024-25	12	0	66	5.5	6	11	.545	2	5	.400	3	4	.750	4	8	12	1.0	7	0	5	6	0	6	17	1.4
CAREER	61	22	831	13.6	53	181	.293	36	126	.286	19	24	.792	19	36	55	0.9	54	0	36	56	1	22	161	2.6





4 MADISON GREENE

@mad1son_O4
@Mad1son_O4

G // 5-6 // So. // Columbus, Ohio (Pickerington Central HS)

SEASON HIGHS

Points // 25, at Dayton (12/19/24)
 FG Made // 7 (2x), Last: at Dayton (12/19/24)
 FG Attempts // 14, at Dayton (12/19/24)
 3-Pt Made // 5, at South Florida (11/14/24)
 3-Pt Attempt // 8, at South Florida (11/14/24)
 FT Made // 8, at Dayton (12/19/24)
 FT Attempt // 10, at Dayton (12/19/24)
 Rebounds // 6, Alabama A&M (12/29/24)
 Assists // 6, Samford (11/22/24)
 Steals // 6, Lipscomb (11/4/24)
 Blocks // 1, Austin Peay (11/8/24)
 Minutes // 41, Mississippi State (02/13/25)

CAREER HIGHS

Points // 25, at Dayton (12/19/24)
 FG Made // 7 (2x), Last: at Dayton (12/19/24)
 FG Attempts // 14, at Dayton (12/19/24)
 3-Pt Made // 5, at South Florida (11/14/24)
 3-Pt Attempt // 8, at South Florida (11/14/24)
 FT Made // 8, at Dayton (12/19/24)
 FT Attempt // 10, at Dayton (12/19/24)
 Rebounds // 6, Alabama A&M (12/29/24)
 Assists // 6, Samford (11/22/24)
 Steals // 6, Lipscomb (11/4/24)
 Blocks // 1, Austin Peay (11/8/24)
 Minutes // 41, Mississippi State (02/13/25)

- Leads the team in points off the bench at 7.7 ppg
- Scored a career-high 25 pts in a reserve role at Dayton (Dec. 19)
- Made her first career start at South Fla. (Nov. 14) and scored 15 pts with a career-best five 3-pt FG made
- Tallied double-digit pts off the bench in eight games
- First Dore since 2018 to score 25 pts off the bench (at Dayton - 12.19)
- Led the Dores in points off the bench in 14 games this season

	SUPERLATIVES	24-25 CAREER		SUPERLATIVES	24-25 CAREER	
10+ POINTS	10	10	13	3+ STEALS	4	5
15+ POINTS	4	5		2+ BLOCKS	--	--
20+ POINTS	1	1		DOUBLE-DOUBLES	--	--
30+ POINTS	--	--		LED VANDY IN PTS	1	1
MADE 3+ 3-PT FG	3	4		LED VANDY IN REB	--	--
10+ REBS	--	--		LED VANDY IN AST	1	2
3+ ASSISTS	5	6		LED VANDY IN STL	3	4
				LED VANDY IN BLK	--	--

GAME-BY-GAME

DATE	OPPONENT	GS	MIN	FGM/A	FG%	3FG/A	3P%	FTM/A	FG%	OFF	DEF	TOT	AVG	PF	AST	T/O	BLK	STL	PTS	AVG
11.4.24	LIPSCOMB		28:25	6-10	.600	0-1	.000	2-2	1.000	0	5	5	5.0	2	4	4	0	6	14	14.0
11.8.24	AUSTIN PEAY		30:15	3-10	.300	1-1	1.000	6-6	1.000	1	3	4	4.5	2	3	2	1	2	13	13.5
11.14.24	AT SOUTH FLORIDA *		37:10	5-9	.556	5-8	.625	0-0	.000	2	2	4	4.3	1	1	3	0	1	15	14.0
11.17.24	BUTLER	*	20:20	0-2	.000	0-2	.000	0-0	.000	0	2	2	3.8	3	1	5	0	3	0	10.5
11.20.24	HAMPTON		22:50	4-6	.667	1-2	.500	2-2	1.000	0	2	2	3.4	3	1	1	0	1	11	10.6
11.22.24	SAMFORD		27:01	7-9	.778	0-0	.000	2-2	1.000	1	3	4	3.5	3	6	2	0	1	16	11.5
11.26.24	VS. ARIZONA	*	18:04	1-4	.250	0-2	.000	1-2	.500	2	1	3	3.4	2	0	4	0	0	3	10.3
11.27.24	VS. MICHIGAN ST.	*	28:38	2-8	.250	0-2	.000	0-0	.000	0	1	1	3.1	3	1	2	0	2	4	9.5
12.1.24	APPALACHIAN ST.		16:07	2-8	.250	1-5	.200	1-1	1.000	0	2	2	3.0	2	1	2	0	0	6	9.1
12.4.24	AT MIAMI		19:50	3-4	.750	1-1	1.000	0-0	.000	0	0	0	2.7	1	3	1	0	0	7	8.9
12.14.24	EVANSVILLE		21:51	1-5	.200	0-2	.000	2-2	1.000	1	2	3	2.7	1	1	0	0	3	4	8.5
12.19.24	AT DAYTON		31:31	7-14	.500	3-7	.429	8-10	.800	3	2	5	2.9	2	1	0	0	3	25	9.8
12.21.24	WEST GEORGIA		11:26	0-6	.000	0-1	.000	2-2	1.000	2	1	3	2.9	0	1	0	0	1	2	9.2
12.29.24	ALABAMA A&M		24:12	5-7	.714	1-3	.333	1-2	.500	1	5	6	3.1	0	2	3	0	1	12	9.4
1.2.25	GEORGIA		19:24	2-6	.333	1-2	.500	5-5	1.000	0	1	1	3.0	0	1	2	0	0	10	9.5
1.5.25	KENTUCKY		18:51	1-4	.250	0-1	.000	1-1	1.000	0	1	1	2.9	2	1	0	0	0	3	9.1
1.9.25	AT OLE MISS		20:22	2-5	.400	0-2	.000	5-6	.833	1	2	3	2.9	1	4	5	0	2	9	9.1
1.13.25	AT LSU		18:32	1-4	.250	0-2	.000	0-0	.000	0	2	2	2.8	4	1	1	0	0	2	8.7
1.19.25	TENNESSEE		22:04	2-6	.333	0-1	.000	0-0	.000	0	2	2	2.8	3	1	1	0	1	4	8.4
1.23.25	ARKANSAS		19:15	4-6	.667	2-2	1.000	0-0	.000	0	1	1	2.7	4	2	0	0	1	10	8.5
1.26.25	AT ALABAMA		06:23	0-1	.000	0-1	.000	0-0	.000	0	0	0	2.6	2	0	2	0	0	0	8.1
1.30.25	AT FLORIDA		19:16	2-3	.667	1-1	1.000	0-0	.000	0	2	2	2.5	3	0	1	0	1	5	8.0
2.2.25	OLE MISS		11:09	2-4	.500	1-2	.500	0-0	.000	1	1	2	2.5	0	0	2	0	0	5	7.8
2.6.25	AT TEXAS		12:25	0-2	.000	0-1	.000	0-0	.000	0	0	0	2.4	0	0	0	0	1	0	7.5
2.13.25	MISSISSIPPI STATE		41:08	6-11	.545	4-7	.571	1-2	.500	1	1	2	2.4	2	0	1	0	0	17	7.9
2.16.25	AT AUBURN		25:34	2-5	.400	1-3	.333	1-2	.500	1	2	3	2.4	2	1	2	0	2	6	7.8
2.20.25	AT OKLAHOMA		20:06	1-2	.500	0-1	.000	2-2	1.000	1	2	3	2.4	3	1	0	0	2	4	7.7
2.23.25	SOUTH CAROLINA																			
2.27.25	TEXAS A&M																			
3.2.25	AT MISSOURI																			
TOTAL		4	592:08	71-161	.441	23-63	.365	42-49	.857	18	48	66	2.4	51	38	46	1	34	207	7.7

CAREER STATS

YEAR	GP	GS	MIN	AVG	FG	FGA	PCT	3FG	3FGA	3PCT	FT	FTA	PCT	OFF	DEF	TOT	AVG	PF	FO	AST	TO	BLK	STL	PTS	AVG
2023-24	11	0	217	19.7	31	73	.425	10	28	.357	4	6	.667	5	11	16	1.5	22	0	13	14	0	15	76	6.9
2024-25	27	4	592	21.9	71	161	.441	23	63	.365	42	49	.857	18	48	66	2.4	51	0	38	46	1	34	207	7.7
CAREER	38	4	809	21.3	102	234	.436	33	91	.363	46	55	.836	23	59	82	2.2	73	0	51	60	1	49	283	7.4



5 LEILANI KAPINUS

@leilani_kapinus
 @leilani_kapinus
 @leilani_kapinus

G // 5-10 // Gr. // Madison, Wis. (Penn State)

SEASON HIGHS

Points // 11, Samford (11/22/24)
FG Made // 5, Evansville (12/14/24)
FG Attempts // 9 (3x), Last: at Alabama (01/26/25)
3-Pt Made // 2, Appalachian State (12/1/24)
3-Pt Attempt // 4, Samford (11/22/24)
FT Made // 5, vs. Arizona (11/26/24)
FT Attempt // 6, vs. Arizona (11/26/24)
Rebounds // 11, Evansville (12/14/24)
Assists // 6, Samford (11/22/24)
Steals // 6, Arkansas (01/23/25)
Blocks // 2 (2x), vs. Arizona (11/26/24)
Minutes // 26, Samford (11/22/24)

CAREER HIGHS

Points // 25, vs. Saint Francis (Pa.) (12/17/23)
FG Made // 10, Navy (11/10/23)
FG Attempts // 18, at Rutgers (02/13/22)
3-Pt Made // 3 (2x), Last: vs. Iowa (03/08/24)
3-Pt Attempt // 6, vs. Iowa (03/08/24)
FT Made // 9, vs. Rutgers (03/02/22)
FT Attempt // 12, at Iowa (01/14/23)
Rebounds // 15, George Mason (03/21/24)
Assists // 6 (2x), Last: Samford (11/22/24)
Steals // 9, Fairfield (11/11/22)
Blocks // 5, vs. Mississippi State (03/28/24)
Minutes // 41, at Rutgers (01/26/23)

- Scored 1,137 career collegiate points in 121 games
- Collected two double-doubles this season
11 pts, 10 reb vs. Samford (Nov. 22) & 10 pts, 11 reb vs. Evansville (Dec. 14)
- Comes to Vanderbilt after a being a three-year starter at Penn State
- Scored 1,029 points, pulled down 610 rebounds, and dished out 210 assists in three seasons with the Nittany Lions
- Ranks ninth in Penn State history in steals per game (2.4) and blocks per game (1.1)

SUPERLATIVES		24-25 CAREER		SUPERLATIVES		24-25 CAREER	
10+ POINTS	3	62		3+ STEALS	8	45	
15+ POINTS	--	24		2+ BLOCKS	2	29	
20+ POINTS	--	6		DOUBLE-DOUBLES	2	14	
30+ POINTS	--	--		LED VANDY IN PTS	--	--	
MADE 3+ 3-PT FG	--	2		LED VANDY IN REB	1	1	
10+ REBS	2	16		LED VANDY IN AST	3	3	
3+ ASSISTS	4	45		LED VANDY IN STL	3	3	
				LED VANDY IN BLK	6	6	

GAME-BY-GAME

DATE	OPPONENT	GS	MIN	FGM/A	FG%	3FG/A	3P%	FTM/A	FG%	OFF	DEF	TOT	AVG	PF	AST	T/O	BLK	STL	PTS	AVG	
11.4.24	LIPSCOMB																				
DNP - INJURY																					
11.8.24	AUSTIN PEAY		21:15	3-8	.375	0-1	.000	1-1	1.000	2	4	6	6.0	1	1	2	2	1	7	7.0	
11.14.24	AT SOUTH FLORIDA		10:59	0-2	.000	0-1	.000	0-0	.000	0	0	0	3.0	2	0	1	0	0	0	3.5	
11.17.24	BUTLER		19:58	2-3	.667	0-0	.000	0-0	.000	0	0	0	2.0	1	2	2	1	3	4	3.7	
11.20.24	HAMPTON		17:23	3-4	.750	1-1	1.000	2-2	1.000	2	0	2	2.0	2	5	1	0	2	9	5.0	
11.22.24	SAMFORD		25:43	4-9	.444	1-4	.250	2-4	.500	7	3	10	3.6	2	6	1	1	4	11	6.2	
11.26.24	VS. ARIZONA		25:22	1-3	.333	0-1	.000	5-6	.833	1	2	3	3.5	2	1	0	2	3	7	6.3	
11.27.24	VS. MICHIGAN ST.		19:53	0-1	.000	0-0	.000	1-2	.500	0	3	3	3.4	1	1	1	1	2	1	5.6	
12.1.24	APPALACHIAN ST.		17:12	2-4	.500	2-3	.667	0-0	.000	2	5	7	3.9	2	3	0	0	3	6	5.6	
12.4.24	AT MIAMI		23:32	3-7	.429	0-1	.000	2-3	.667	3	1	4	3.9	4	2	0	0	1	8	5.9	
12.14.24	EVANSVILLE		22:19	5-9	.556	0-1	.000	0-0	.000	6	5	11	4.6	1	2	2	0	5	10	6.3	
12.19.24	AT DAYTON		11:25	0-3	.000	0-1	.000	0-0	.000	0	0	0	4.2	1	0	1	0	1	0	5.7	
12.21.24	WEST GEORGIA		23:40	4-7	.571	1-3	.333	1-1	1.000	0	1	1	3.9	3	4	2	1	1	10	6.1	
12.29.24	ALABAMA A&M		18:30	1-1	1.000	0-0	.000	0-0	.000	1	1	2	3.8	1	3	2	0	0	2	5.8	
1.2.25	GEORGIA		05:33	0-2	.000	0-2	.000	0-0	.000	1	0	1	3.6	0	0	1	0	0	0	5.4	
1.5.25	KENTUCKY		12:60	0-1	.000	0-1	.000	0-0	.000	0	2	2	3.5	1	0	1	0	0	0	5.0	
1.9.25	AT OLE MISS		17:37	1-2	.500	0-0	.000	0-1	.000	1	2	3	3.4	3	0	3	0	0	2	4.8	
1.13.25	AT LSU		11:12	0-0	.000	0-0	.000	2-2	1.000	1	1	2	3.4	4	1	1	0	0	2	4.6	
1.19.25	TENNESSEE		19:36	1-3	.333	0-1	.000	0-0	.000	2	3	5	3.4	1	2	0	1	0	2	4.5	
1.23.25	ARKANSAS		18:56	2-4	.500	1-2	.500	0-0	.000	2	4	6	3.6	1	3	2	1	6	5	4.5	
1.26.25	AT ALABAMA		20:59	4-9	.444	0-1	.000	0-0	.000	4	1	5	3.7	1	2	0	0	4	8	4.7	
1.30.25	AT FLORIDA		21:03	1-1	1.000	0-0	.000	0-0	.000	0	2	2	3.6	1	0	0	0	2	2	4.6	
2.2.25	OLE MISS		20:17	1-2	.500	0-0	.000	1-2	.500	0	2	2	3.5	3	0	0	0	1	3	4.5	
2.6.25	AT TEXAS		12:54	0-0	.000	0-0	.000	0-0	.000	1	1	2	3.4	4	0	1	0	0	0	4.3	
2.13.25	MISSISSIPPI STATE		09:06	0-1	.000	0-0	.000	2-2	1.000	0	2	2	3.4	1	0	2	1	2	2	4.2	
2.16.25	AT AUBURN		21:54	1-1	1.000	0-0	.000	2-2	1.000	0	2	2	3.3	3	2	2	1	1	4	4.2	
2.20.25	AT OKLAHOMA		23:36	1-5	.200	1-2	.500	0-0	.000	1	3	4	3.3	3	1	2	0	4	3	4.2	
2.23.25	SOUTH CAROLINA																				
2.27.25	TEXAS A&M																				
3.2.25	AT MISSOURI																				
TOTAL		0	472:57	40-92	.435	7-26	.269	21-28	.750	37	50	87	3.3	49	41	30	12	46	108	4.2	

CAREER STATS

YEAR	GP	GS	MIN	AVG	FG	FGA	PCT	3FG	3FGA	3PCT	FT	FTA	PCT	OFF	DEF	TOT	AVG	PF	FO	AST	TO	BLK	STL	PTS	AVG
2020-21*																									
MISSED SEASON DUE TO INJURY																									
2021-22*	29	29	746	25.7	104	242	.430	13	56	.232	57	85	.671	45	120	165	5.7	85	2	46	74	33	59	278	9.6
2022-22*	31	31	930	30.0	126	288	.438	10	54	.185	86	129	.667	53	155	208	6.7	98	7	90	111	31	97	348	11.2
2023-24*	35	34	921	26.3	156	269	.580	25	61	.410	66	103	.641	43	194	237	6.8	105	6	74	89	45	72	403	11.5
2024-25	25	0	449	18.0	39	87	.448	6	24	.250	21	28	.750	36	47	83	3.3	46	0	40	28	12	42	105	4.2
VANDY	26	0	473	18.2	40	92	.435	7	26	.269	21	28	.750	37	50	87	3.3	49	0	41	30	12	46	108	4.2
CAREER	121	94	3070	25.4	426	891	.478	55	197	.279	230	345	.667	178	519	697	5.8	337	15	251	304	121	274	1137	9.4

* at Penn State



10 JANE NWABA

@jane11nwaba
@jane11nwaba
@janenwaba

G // 5-10 // Gr. // Carson, Calif. (Pepperdine)

SEASON HIGHS

Points // 13, Arkansas (01/23/25)
FG Made // 5, Arkansas (01/23/25)
FG Attempts // 10, Austin Peay (11/8/24)
3-Pt Made // 3 (2x), Last: Arkansas (01/23/25)
3-Pt Attempt // 4 (2x), Last: Arkansas (01/23/25)
FT Made // 3 (2x), Last: Kentucky (01/05/25)
FT Attempt // 4 (2x), Last: at Texas (02/06/25)
Rebounds // 6 (2x), Last: Tennessee (01/19/25)
Assists // 3, Lipscomb (11/4/24)
Steals // 3, at LSU (01/13/25)
Blocks // 3, Hampton (11/20/24)
Minutes // 27, Georgia (01/02/25)

CAREER HIGHS

Points // 22, San Francisco (02/01/24)
FG Made // 8, San Francisco (02/01/24)
FG Attempts // 18, Pacific (02/22/24)
3-Pt Made // 3 (2x), Last: Butler (11/17/24)
3-Pt Attempt // 7, at Saint Mary's (01/07/23)
FT Made // 8, Gonzaga (12/29/22)
FT Attempt // 12, Cal State LA (12/29/23)
Rebounds // 12 (3x), Last: at LMU (01/27/24)
Assists // 8, at San Francisco (02/01/24)
Steals // 4, Cal State LA (12/29/23)
Blocks // 3, Hampton (11/20/24)
Minutes // 40 (2x), Last: Gonzaga (02/24/24)

- Made 24 starts for the Commodores this season
- Scored a season-high 13 pts vs. Arkansas (Jan. 23)
- Played four seasons at Pepperdine
- Collected 11 career double-doubles, with nine coming during '23-24
- Averaged 10.0 pts, 6.9 reb, 2.6 ast her the last 2 seasons at Pepperdine
- Appeared in 131 games with 88 starts in her collegiate career

SUPERLATIVES		24-25 CAREER		SUPERLATIVES		24-25 CAREER	
10+ POINTS	3	39	3+ STEALS	1	9		
15+ POINTS	--	9	2+ BLOCKS	2	10		
20+ POINTS	--	1	DOUBLE-DOUBLES	--	11		
30+ POINTS	--	--	LED VANDY IN PTS	--	--		
MADE 3+ 3-PT FG	2	3	LED VANDY IN REB	--	--		
10+ REBS	--	14	LED VANDY IN AST	--	--		
3+ ASSISTS	2	32	LED VANDY IN STL	2	2		
			LED VANDY IN BLK	3	3		

GAME-BY-GAME

DATE	OPPONENT	GS	MIN	FGM/A	FG%	3FG/A	3P%	FTM/A	FG%	OFF	DEF	TOT	AVG	PF	AST	T/O	BLK	STL	PTS	AVG	
11.4.24	LIPSCOMB	*	22:39	3-4	.750	0-0	.000	0-0	.000	1	5	6	6.0	2	3	1	0	1	6	6.0	
11.8.24	AUSTIN PEAY	*	20:30	4-10	.400	0-2	.000	1-1	1.000	3	0	3	4.5	1	2	0	2	2	9	7.5	
11.14.24	AT SOUTH FLORIDA	*	22:54	2-7	.286	0-2	.000	0-0	.000	0	3	3	4.0	1	1	1	0	1	4	6.3	
11.17.24	BUTLER	*	25:51	3-4	.750	3-3	1.000	0-0	.000	2	2	4	4.0	2	1	2	1	1	9	7.0	
11.20.24	HAMPTON	*	15:51	3-5	.600	0-2	.000	2-2	1.000	0	1	1	3.4	0	1	2	3	1	8	7.2	
11.22.24	SAMFORD	*	13:59	3-5	.600	0-0	.000	2-3	.667	2	1	3	3.3	1	0	0	0	1	8	7.3	
11.26.24	VS. ARIZONA		03:30	0-0	.000	0-0	.000	1-2	.500	0	0	0	2.9	1	0	1	0	0	1	6.4	
11.27.24	VS. MICHIGAN ST.		02:41	0-0	.000	0-0	.000	0-0	.000	0	0	0	2.5	0	0	1	0	0	0	5.6	
12.4.24	APPALACHIAN ST.	*	22:12	4-5	.800	2-2	1.000	2-2	1.000	2	3	5	2.8	1	1	0	1	2	12	6.3	
12.1.24	AT MIAMI	*	09:01	1-3	.333	0-2	.000	0-0	.000	1	0	1	2.6	2	1	0	0	0	2	5.9	
12.14.24	EVANSVILLE	*	15:30	1-5	.200	0-3	.000	0-0	.000	1	0	1	2.5	0	2	0	0	1	2	5.5	
12.19.24	AT DAYTON	*	11:38	1-2	.500	0-1	.000	1-1	1.000	1	1	2	2.4	0	0	0	0	0	3	5.3	
12.21.24	WEST GEORGIA	*	15:03	2-2	1.000	1-1	1.000	0-0	.000	1	1	2	2.4	1	1	1	0	1	5	5.3	
12.29.24	ALABAMA A&M	*	18:31	3-4	.750	0-1	.000	3-3	1.000	1	2	3	2.4	2	2	1	0	0	9	5.6	
1.2.25	GEORGIA	*	26:49	3-8	.375	2-4	.500	2-2	1.000	1	3	4	2.5	2	4	2	0	0	10	5.9	
1.5.25	KENTUCKY	*	16:29	1-5	.200	1-3	.333	3-4	.750	3	1	4	2.6	3	0	0	0	0	6	5.9	
1.9.25	AT OLE MISS	*	10:43	1-1	1.000	0-0	.000	0-0	.000	0	0	0	2.5	0	0	1	0	1	2	5.6	
1.13.25	AT LSU	*	17:47	1-3	.333	0-0	.000	2-2	1.000	0	1	1	2.4	3	2	1	0	3	4	5.6	
1.19.25	TENNESSEE	*	14:11	1-5	.200	0-1	.000	0-0	.000	2	4	6	2.6	2	1	1	0	1	2	5.4	
1.23.25	ARKANSAS	*	18:29	5-8	.625	3-4	.750	0-0	.000	1	1	2	2.6	1	0	0	0	2	13	5.8	
1.26.25	AT ALABAMA	*	16:40	2-3	.667	1-1	1.000	0-2	.000	2	0	2	2.5	0	0	0	0	0	5	5.7	
1.30.25	AT FLORIDA	*	08:00	0-1	.000	0-1	.000	0-0	.000	1	0	1	2.5	1	1	0	0	1	0	5.5	
2.2.25	OLE MISS	*	08:52	0-0	.000	0-0	.000	0-0	.000	0	1	1	2.4	1	1	1	0	0	0	5.2	
2.6.25	AT TEXAS	*	18:15	0-4	.000	0-1	.000	2-4	.500	2	1	3	2.4	1	0	1	0	0	2	5.1	
2.13.25	MISSISSIPPI STATE	*	05:57	0-1	.000	0-1	.000	0-0	.000	1	1	2	2.4	0	1	0	0	0	0	4.9	
2.16.25	AT AUBURN	*	10:14	0-1	.000	0-0	.000	0-0	.000	1	1	2	2.4	3	0	1	0	0	0	4.7	
2.20.25	AT OKLAHOMA	*	19:15	2-3	.667	2-2	1.000	0-0	.000	0	2	2	2.4	1	1	1	0	2	6	4.7	
2.23.25	SOUTH CAROLINA																				
2.27.25	TEXAS A&M																				
3.2.25	AT MISSOURI																				
TOTAL			25	411:28	46-99	.465	15-37	.405	21-28	.750	29	35	64	2.4	32	26	19	7	21	128	4.7

CAREER STATS

YEAR	GP	GS	MIN	AVG	FG	FGA	PCT	3FG	3FGA	3PCT	FT	FTA	PCT	OFF	DEF	TOT	AVG	PF	FO	AST	TO	BLK	STL	PTS	AVG
2020-21*	23	1	335	14.6	35	76	.461	0	3	.000	10	25	.400	35	42	77	3.3	27	0	12	24	5	19	80	3.5
2021-22*	23	4	364	15.8	45	100	.450	5	24	.208	17	23	.739	26	51	77	3.3	51	4	21	27	10	16	112	4.9
2022-22*	29	29	920	31.7	95	244	.389	18	69	.261	61	94	.649	79	98	177	6.1	76	2	70	65	10	28	269	9.3
2023-24*	30	30	930	31.0	131	314	.417	12	54	.222	47	84	.560	79	149	228	7.6	74	1	84	122	19	39	321	10.7
2024-25	27	25	411	15.2	46	99	.465	15	37	.405	21	28	.750	29	35	64	2.4	32	0	26	19	7	21	128	4.7
VANDY	27	25	411	15.2	46	99	.465	15	37	.405	21	28	.750	29	35	64	2.4	32	0	26	19	7	21	128	4.7
CAREER	132	89	2961	22.4	352	833	.423	50	187	.267	156	254	.614	248	375	623	4.7	260	7	213	257	51	123	910	6.9

* at Pepperdine



11 JORDYN OLIVER

@jordynoliver11
 @jordynoliver11
 @jordynoliver11

G // 5-10 // Gr. // Prosper, Texas (Baylor • Duke)

SEASON HIGHS

Points // 10, vs. Michigan St. (11/27/24)
FG Made // 5, vs. Michigan St. (11/27/24)
FG Attempts // 10, Samford (11/22/24)
3-Pt Made // --
3-Pt Attempt // --
FT Made // 2 (3x), Last: at Oklahoma (02/20/25)
FT Attempt // 2 (7x), Last: at Oklahoma (02/20/25)
Rebounds // 10, Georgia (01/02/24)
Assists // 11, Georgia (01/02/24)
Steals // 6, at Auburn (02/16/25)
Blocks // 3 (2x), Last: West Georgia (12/21/24)
Minutes // 38, (5x), Last: Mississippi State (02/13/25)

CAREER HIGHS

Points // 15 (2x), Last: Western Kentucky (11/15/23)
FG Made // 7, Western Kentucky (11/15/23)
FG Attempts // 11, vs. Jackson State (03/21/21)
3-Pt Made // 1 (3x), Last: Northern Iowa (11/25/23)
3-Pt Attempt // 2 (2x), Last: at Kansas (01/15/20)
FT Made // 4, Grambling State (11/08/19)
FT Attempt // 6, Grambling State (11/08/19)
Rebounds // 11 (2x), Last: Northern Iowa (11/25/23)
Assists // 11, Georgia (01/02/24)
Steals // 6, at Auburn (02/16/25)
Blocks // 3 (3x), Last: West Georgia (12/21/24)
Minutes // 38, (5x), Last: Mississippi State (02/13/25)

- Ranks 17th in NCAA in assist-to-turnover ratio at 2.56
- Collected a double-double w/ 11 ast & 10 reb vs. Georgia (Jan. 2)
- First Dore to post a double-double via ast & reb since 1999-00
- One of two players to start every game this season - M. Blakes
- Started in 50 of the 59 games she has played in at Vanderbilt
- Spent two seasons at Baylor ('19-21) then two years at Duke ('21-23)
- ESPN 5-Star Recruit & McDonald's All-American ('19)

SUPERLATIVES	24-25 CAREER	SUPERLATIVES	24-25 CAREER
10+ POINTS	1 11	3+ STEALS	8 14
15+ POINTS	-- 2	2+ BLOCKS	2 5
20+ POINTS	-- --	DOUBLE-DOUBLES	-- 3
30+ POINTS	-- --	LED VANDY IN PTS	-- 1
MADE 3+ 3-PT FG	-- --	LED VANDY IN REB	4 8
10+ REBS	1 4	LED VANDY IN AST	11 21
3+ ASSISTS	17 58	LED VANDY IN STL	5 10
		LED VANDY IN BLK	6 11

GAME-BY-GAME

DATE	OPPONENT	GS	MIN	FGM/A	FG%	3FG/A	3P%	FTM/A	FG%	OFF	DEF	TOT	AVG	PF	AST	T/O	BLK	STL	PTS	AVG	
11.4.24	LIPSCOMB	*	19:02	1-2	.500	0-0	.000	0-0	.000	3	1	4	4.0	1	2	2	0	0	2	2.0	
11.8.24	AUSTIN PEAY	*	23:00	1-4	.250	0-0	.000	2-2	1.000	2	5	7	5.5	1	2	1	0	0	4	3.0	
11.14.24	AT SOUTH FLORIDA	*	29:24	2-7	.286	0-0	.000	0-0	.000	4	3	7	6.0	1	3	1	0	2	4	3.3	
11.17.24	BUTLER	*	32:48	1-3	.333	0-0	.000	0-0	.000	1	2	3	5.3	2	6	1	0	2	2	3.0	
11.20.24	HAMPTON	*	18:18	2-4	.500	0-0	.000	0-0	.000	2	1	3	4.8	0	3	1	0	0	4	3.2	
11.22.24	SAMFORD	*	24:30	3-10	.300	0-0	.000	1-2	.500	3	4	7	5.2	1	3	0	0	1	7	3.8	
11.26.24	VS. ARIZONA	*	36:55	1-4	.250	0-0	.000	0-0	.000	4	4	8	5.6	1	0	3	0	2	2	3.6	
11.27.24	VS. MICHIGAN ST.	*	37:19	5-7	.714	0-0	.000	0-0	.000	2	4	6	5.6	2	4	3	1	3	10	4.4	
12.1.24	APPALACHIAN ST.	*	19:48	3-4	.750	0-0	.000	2-2	1.000	2	1	3	5.3	0	4	0	0	0	8	4.8	
12.4.24	AT MIAMI	*	37:06	1-3	.333	0-0	.000	0-0	.000	3	6	9	5.7	0	4	2	0	0	2	4.5	
12.14.24	EVANSVILLE	*	24:38	3-4	.750	0-0	.000	0-0	.000	2	2	4	5.5	2	1	2	0	3	6	4.6	
12.19.24	AT DAYTON	*	38:20	2-4	.500	0-0	.000	2-2	1.000	3	2	5	5.5	2	7	1	3	1	6	4.8	
12.21.24	WEST GEORGIA	*	17:45	0-0	.000	0-0	.000	0-0	.000	1	1	2	5.2	0	2	2	3	4	0	4.4	
12.29.24	ALABAMA A&M	*	31:09	2-5	.400	0-0	.000	0-0	.000	1	6	7	5.4	2	8	1	0	3	4	4.4	
1.2.25	GEORGIA	*	38:13	2-2	1.000	0-0	.000	0-0	.000	3	7	10	5.7	2	11	1	1	1	4	4.3	
1.5.25	KENTUCKY	*	33:16	2-3	.667	0-0	.000	1-1	1.000	3	6	9	5.9	2	3	0	0	1	5	4.4	
1.9.25	AT OLE MISS	*	32:40	0-2	.000	0-0	.000	0-0	.000	1	2	3	5.7	0	6	2	0	1	0	4.1	
1.13.25	AT LSU	*	33:55	3-3	1.000	0-0	.000	0-0	.000	1	2	3	5.6	1	2	1	0	0	6	4.2	
1.19.25	TENNESSEE	*	34:01	1-4	.250	0-1	.000	0-0	.000	0	4	4	5.5	1	2	2	1	1	2	4.1	
1.23.25	ARKANSAS	*	26:01	1-3	.333	0-0	.000	0-0	.000	0	4	4	5.4	0	6	2	0	0	2	4.0	
1.26.25	AT ALABAMA	*	37:34	0-1	.000	0-0	.000	0-0	.000	2	1	3	5.3	2	2	0	1	4	0	3.8	
1.30.25	AT FLORIDA	*	29:37	2-4	.500	0-0	.000	0-0	.000	2	0	2	5.1	2	4	1	0	0	4	3.8	
2.2.25	OLE MISS	*	37:37	1-2	.500	0-0	.000	1-2	.500	0	1	1	5.0	1	3	1	0	3	3	3.8	
2.6.25	AT TEXAS	*	30:02	0-1	.000	0-0	.000	1-2	.500	1	1	2	4.8	5	4	3	1	4	1	3.7	
2.13.25	MISSISSIPPI STATE	*	37:42	4-9	.444	0-0	.000	0-0	.000	2	3	5	4.8	1	2	4	1	0	8	3.8	
2.16.25	AT AUBURN	*	35:26	2-2	1.000	0-0	.000	0-0	.000	2	2	4	4.8	3	4	1	0	6	4	3.8	
2.20.25	AT OKLAHOMA	*	23:32	3-7	.429	0-0	.000	2-2	1.000	2	2	4	4.8	4	2	1	0	0	8	4.0	
2.23.25	SOUTH CAROLINA																				
2.27.25	TEXAS A&M																				
3.2.25	AT MISSOURI																				
TOTAL			27	819:37	48-104	.462	0-1	.000	12-15	.800	52	77	129	4.8	39	100	39	12	42	108	4.0

CAREER STATS

YEAR	GP	GS	MIN	AVG	FG	FGA	PCT	3FG	3FGA	3PCT	FT	FTA	PCT	OFF	DEF	TOT	AVG	PF	FO	AST	TO	BLK	STL	PTS	AVG
2019-20*	23	0	220	9.6	25	62	.403	2	9	.222	13	31	.419	5	33	38	1.7	19	0	54	26	9	9	65	2.8
2020-21*	25	3	279	11.2	42	80	.525	0	0	.000	16	27	.593	25	37	62	2.5	19	0	50	19	8	19	100	4.0
2021-22^																									
2022-23^	33	7	571	17.3	56	121	.463	0	2	.000	12	32	.375	27	89	116	3.5	28	0	63	38	9	31	124	3.8
2023-24	32	23	852	26.6	76	131	.580	1	2	.500	16	26	.615	58	100	158	4.9	42	0	92	47	9	33	169	5.3
2024-25	27	27	820	30.4	48	104	.462	0	1	.000	12	15	.800	52	77	129	4.8	39	1	100	39	12	42	108	4.0
VANDY	59	50	1672	28.3	124	235	.528	1	3	.333	28	41	.683	110	177	287	4.9	81	1	192	86	21	75	277	4.7
CAREER	140	60	2742	19.6	247	498	.496	3	14	.214	69	131	.527	167	336	503	3.6	147	1	359	169	47	134	566	4.0

*at Baylor ^at Duke



12 KHAMIL PIERRE

@khamil.Pierre
@KhamilPierre

F // 6-2 // So. // Phoenix, Ariz. (Perry HS)

SEASON HIGHS

Points // 42, Evansville (12/14/24)
 FG Made // 19, Evansville (12/14/24)
 FG Attempts // 28, Evansville (12/14/24)
 3-Pt Made // 1, (3x), Last: at Texas (02/06/25)
 3-Pt Attempt // 2 (2x), Last: at Texas (02/06/25)
 FT Made // 12, Tennessee (01/19/25)
 FT Attempt // 14, Tennessee (01/19/25)
 Rebounds // 18, Evansville (12/14/24)
 Assists // 5 (2x), Last: Kentucky (01/05/25)
 Steals // 8, Evansville (12/14/24)
 Blocks // 1 (7x), Last: Ole Miss (02/02/25)
 Minutes // 44, Mississippi State (02/13/25)

CAREER HIGHS

Points // 42, Evansville (12/14/24)
 FG Made // 19, Evansville (12/14/24)
 FG Attempts // 28, Evansville (12/14/24)
 3-Pt Made // 1 (5x), Last: at Texas (02/06/25)
 3-Pt Attempt // 2 (2x), Last: at Texas (02/06/25)
 FT Made // 12, Tennessee (01/19/25)
 FT Attempt // 14, Tennessee (01/19/25)
 Rebounds // 18, Evansville (12/14/24)
 Assists // 5 (2x), Last: Kentucky (01/05/25)
 Steals // 8, Evansville (12/14/24)
 Blocks // 2 (4x), Last: vs. Florida (03/07/24)
 Minutes // 44, Mississippi State (02/13/25)

- Naismith Trophy Top 30 Midseason Team
- Fourth in NCAA Division I in field goals made (225)
- Collected 13 double-doubles which is the 14th-most in NCAA D1
- Increased her scoring average by 11.9 ppg from fresh. to soph. seasons
- Scored a career-record 42 pts vs. Evansville (Dec. 14) to set a then school single-game record, since passed by M. Blakes' 53 pts at Florida
- USBWA National Players of the Week Team (Dec. 17)
- Two-time SEC Player of the Week (Nov. 26 & Dec. 17)

SUPERLATIVES		24-25 CAREER		SUPERLATIVES		24-25 CAREER	
10+ POINTS	25	39	3+	STEALS	16	19	
15+ POINTS	20	26	2+	BLOCKS	--	4	
20+ POINTS	15	16	DOUBLE-DOUBLES	13	17		
30+ POINTS	1	1	LED VANDY IN PTS	12	16		
40+ POINTS	1	1	LED VANDY IN REB	23	31		
10+ REBS	14	18	LED VANDY IN AST	5	5		
3+ ASSISTS	11	13	LED VANDY IN STL	12	15		
			LED VANDY IN BLK	4	11		

GAME-BY-GAME

DATE	OPPONENT	GS	MIN	FGM/A	FG%	3FG/A	3P%	FTM/A	FG%	OFF	DEF	TOT	AVG	PF	AST	T/O	BLK	STL	PTS	AVG	
11.4.24	LIPSCOMB	*	23:39	12-17	.706	0-0	.000	1-1	1.000	6	8	14	14.0	4	1	2	0	5	25	25.0	
11.8.24	AUSTIN PEAY	*	18:11	5-9	.556	0-0	.000	3-5	.600	3	7	10	12.0	0	0	2	0	0	13	19.0	
11.14.24	AT SOUTH FLORIDA	*	27:40	8-16	.500	0-1	.000	1-2	.500	2	8	10	11.3	2	0	1	0	1	17	18.3	
11.17.24	BUTLER	*	23:18	9-15	.600	0-1	.000	6-8	.750	2	6	8	10.5	2	3	1	0	4	24	19.8	
11.20.24	HAMPTON	*	27:20	7-14	.500	0-0	.000	1-1	1.000	6	6	12	10.8	2	0	1	0	3	15	18.8	
11.22.24	SAMFORD	*	23:46	10-16	.625	0-0	.000	1-3	.333	4	8	12	11.0	2	1	2	0	4	21	19.2	
11.26.24	VS. ARIZONA	*	36:12	10-18	.556	0-0	.000	5-9	.556	3	12	15	11.6	3	3	5	0	7	25	20.0	
11.27.24	VS. MICHIGAN ST.	*	29:15	8-14	.571	0-0	.000	3-5	.600	4	2	6	10.9	5	4	1	0	4	19	19.9	
12.1.24	APPALACHIAN ST.																				
12.4.24	AT MIAMI	*	35:45	11-17	.647	0-0	.000	6-8	.750	8	5	13	11.1	3	0	3	0	4	28	20.8	
12.14.24	EVANSVILLE	*	32:32	19-28	.679	0-0	.000	4-6	.667	9	9	18	11.8	4	1	1	1	8	42	22.9	
12.19.24	AT DAYTON	*	29:31	7-19	.368	0-0	.000	0-0	.000	5	5	10	11.6	2	5	0	0	4	14	22.1	
12.21.24	WEST GEORGIA	*	22:43	10-15	.667	0-0	.000	3-4	.750	4	6	10	11.5	4	3	1	1	3	23	22.2	
12.29.24	ALABAMA A&M	*	29:22	13-19	.684	0-0	.000	3-5	.600	5	2	7	11.2	2	4	1	1	4	29	22.7	
1.2.25	GEORGIA	*	29:55	11-20	.550	0-2	.000	6-7	.857	1	7	8	10.9	4	2	0	1	1	28	23.1	
1.5.25	KENTUCKY	*	37:21	8-22	.364	0-1	.000	3-4	.750	5	6	11	10.9	4	5	0	0	0	19	22.8	
1.9.25	AT OLE MISS	*	25:36	5-12	.417	0-0	.000	1-3	.333	1	2	3	10.4	4	1	0	1	2	11	22.1	
1.13.25	AT LSU	*	39:39	12-24	.500	0-0	.000	4-6	.667	1	7	8	10.3	1	2	1	0	1	28	22.4	
1.19.25	TENNESSEE	*	34:40	4-10	.400	1-1	1.000	12-14	.857	0	8	8	10.2	2	2	2	0	0	21	22.3	
1.23.25	ARKANSAS	*	28:51	8-12	.667	0-1	.000	4-6	.667	1	8	9	10.1	2	4	2	1	4	20	22.2	
1.26.25	AT ALABAMA	*	36:36	4-19	.211	0-0	.000	4-5	.800	6	8	14	10.3	5	3	5	0	5	12	21.7	
1.30.25	AT FLORIDA	*	22:30	1-10	.100	1-1	1.000	0-2	.000	4	7	11	10.3	3	2	2	0	3	3	20.8	
2.2.25	OLE MISS	*	35:10	11-18	.611	0-0	.000	2-2	1.000	2	5	7	10.2	1	0	2	1	3	24	21.0	
2.6.25	AT TEXAS	*	36:07	10-25	.400	1-2	.500	5-8	.625	5	2	7	10.0	4	0	0	0	1	26	21.2	
2.13.25	MISSISSIPPI STATE	*	44:06	11-19	.579	1-3	.333	1-4	.250	1	11	12	10.1	3	3	3	0	2	24	21.3	
2.16.25	AT AUBURN	*	35:58	8-18	.444	0-0	.000	3-4	.750	1	3	4	9.9	3	0	2	0	0	19	21.2	
2.20.25	AT OKLAHOMA	*	26:16	3-14	.214	0-2	.000	5-8	.625	2	2	4	9.7	5	4	2	0	3	11	20.8	
2.23.25	SOUTH CAROLINA																				
2.27.25	TEXAS A&M																				
3.2.25	AT MISSOURI																				
TOTAL			26	791:59	225-440	.511	4-15	.267	87-130	.669	91	160	251	9.7	76	53	42	7	76	541	20.8

CAREER STATS

YEAR	GP	GS	MIN	AVG	FG	FGA	PCT	3FG	3FGA	3PCT	FT	FTA	PCT	OFF	DEF	TOT	AVG	PF	FO	AST	TO	BLK	STL	PTS	AVG
2023-24	33	11	634	19.2	112	267	.419	2	9	.222	68	102	.667	63	112	175	5.3	86	2	22	55	15	33	294	8.9
2024-25	26	26	792	30.5	225	440	.511	4	15	.267	87	130	.669	91	160	251	9.7	76	3	53	42	7	76	541	20.8
CAREER	59	37	1426	24.2	337	707	.477	6	24	.250	155	232	.668	154	272	426	7.2	162	5	75	97	22	109	835	14.2



13 JUSTINE PISSOTT

@justinepissott
 @j.usssssyyy
 @justinepissott

G/F // 6-4 // Jr. // Toms River, N.J. (Tennessee)

SEASON HIGHS

Points // 9, at Oklahoma (02/20/25)
FG Made // 3, at Oklahoma (02/20/25)
FG Attempts // 7, at Oklahoma (02/20/25)
3-Pt Made // 2 (3x), Last: at Oklahoma (02/20/25)
3-Pt Attempt // 6, at Oklahoma (02/20/25)
FT Made // 4, at Texas (02/06/25)
FT Attempt // 4, at Texas (02/06/25)
Rebounds // 7, Appalachian State (12/1/24)
Assists // 2, Ole Miss (02/02/25)
Steals // 1 (3x), Last: West Georgia (12/21/24)
Blocks // --
Minutes // 20, at Oklahoma (02/20/25)

CAREER HIGHS

Points // 17, Dayton (12/20/23)
FG Made // 6, Dayton (12/20/23)
FG Attempts // 13, Radford (12/31/23)
3-Pt Made // 5, Dayton (12/20/23)
3-Pt Attempt // 8, Georgia (03/03/24)
FT Made // 4, at Texas (02/06/25)
FT Attempt // 4, at Texas (02/06/25)
Rebounds // 7, Appalachian State (12/1/24)
Assists // 4 (2x), Last: at UT Martin (11/09/23)
Steals // 2 (2x), Last: at Mississippi (02/29/24)
Blocks // 3, at UT Martin (11/09/23)
Minutes // 33 (2x), Last: Georgia (03/03/24)

- Played in 18 games this season
- Pulled down a career-high seven reb. vs. App State (Dec. 1)
- Scored a season-high nine points at Oklahoma (Feb. 22)
- Appeared in 51 games and made 28 starts at Vanderbilt
- Transferred to Vanderbilt after one season at Tennessee
- ESPN 5-Star Recruit & McDonald's All-American ('22)

SUPERLATIVES	24-25 CAREER	SUPERLATIVES	24-25 CAREER
10+ POINTS	-- 8	3+ STEALS	-- --
15+ POINTS	-- 2	2+ BLOCKS	-- 2
20+ POINTS	-- --	DOUBLE-DOUBLES	-- --
30+ POINTS	-- --	LED VANDY IN PTS	-- --
MADE 3+ 3-PT FG	-- 10	LED VANDY IN REB	1 1
10+ REBS	-- --	LED VANDY IN AST	-- --
3+ ASSISTS	-- 3	LED VANDY IN STL	-- --
		LED VANDY IN BLK	-- 9

GAME-BY-GAME

DATE	OPPONENT	GS	MIN	FGM/A	FG%	3FG/A	3P%	FTM/A	FG%	OFF	DEF	TOT	AVG	PF	AST	T/O	BLK	STL	PTS	AVG	
11.4.24	LIPSCOMB																				
11.8.24	AUSTIN PEAY																				
11.14.24	AT SOUTH FLORIDA																				
11.17.24	BUTLER		14:22	1-4	.250	0-2	.000	2-2	1.000	2	4	6	6.0	2	0	1	0	0	4	4.0	
11.20.24	HAMPTON		09:51	1-5	.200	1-3	.333	0-0	.000	1	1	2	4.0	2	0	0	0	1	3	3.5	
11.22.24	SAMFORD		05:59	2-2	1.000	2-2	1.000	0-0	.000	0	0	0	2.7	0	0	0	0	0	6	4.3	
11.26.24	VS. ARIZONA		04:06	1-2	.500	0-1	.000	0-0	.000	0	0	0	2.0	0	0	0	0	0	2	3.8	
11.27.24	VS. MICHIGAN ST.		04:53	0-1	.000	0-1	.000	0-0	.000	0	1	1	1.8	0	1	0	0	1	0	3.0	
12.1.24	APPALACHIAN ST.		16:19	1-7	.143	1-6	.167	0-0	.000	2	5	7	2.7	0	1	0	0	0	3	3.0	
12.4.24	AT MIAMI																				
12.14.24	EVANSVILLE		07:29	1-3	.333	0-1	.000	0-0	.000	1	0	1	2.4	0	0	0	0	0	2	2.9	
12.19.24	AT DAYTON																				
12.21.24	WEST GEORGIA		11:13	1-2	.500	1-1	1.000	0-2	.000	1	4	5	2.8	1	1	1	0	1	3	2.9	
12.29.24	ALABAMA A&M		04:01	1-1	1.000	0-0	.000	0-0	.000	0	0	0	2.4	0	0	0	0	0	2	2.8	
1.2.25	GEORGIA																				
1.5.25	KENTUCKY																				
1.9.25	AT OLE MISS		04:09	0-1	.000	0-1	.000	0-0	.000	0	0	0	2.2	0	0	1	0	0	0	2.5	
1.13.25	AT LSU																				
1.19.25	TENNESSEE		03:24	0-0	.000	0-0	.000	0-0	.000	0	0	0	2.0	0	0	0	0	0	0	2.3	
1.23.25	ARKANSAS		10:55	2-5	.400	1-4	.250	0-0	.000	1	3	4	2.2	1	1	0	1	0	5	2.5	
1.26.25	AT ALABAMA																				
1.30.25	AT FLORIDA		10:33	3-4	.750	1-2	.500	0-0	.000	0	2	2	2.2	0	1	1	0	0	7	2.8	
2.2.25	OLE MISS		10:20	0-1	.000	0-1	.000	0-0	.000	0	1	1	2.1	2	2	2	0	0	0	2.6	
2.6.25	AT TEXAS		13:25	0-1	.000	0-1	.000	4-4	1.000	3	1	4	2.2	4	1	3	0	0	4	2.7	
2.13.25	MISSISSIPPI STATE		09:28	1-2	.500	1-2	.500	0-0	.000	1	0	1	2.1	1	1	0	0	0	3	2.8	
2.16.25	AT AUBURN		10:43	2-3	.667	2-3	.667	0-0	.000	0	0	0	2.0	1	0	0	0	0	6	2.9	
2.20.25	AT OKLAHOMA		19:41	3-7	.429	2-6	.333	1-2	.500	0	1	1	1.9	2	0	0	0	0	9	3.3	
2.23.25	SOUTH CAROLINA																				
2.27.25	TEXAS A&M																				
3.2.25	AT MISSOURI																				
TOTAL		0	170:51	20-51	.392	12-37	.324	7-10	.700	12	23	35	1.9	16	9	9	1	3	59	3.3	

CAREER STATS

YEAR	GP	GS	MIN	AVG	FG	FGA	PCT	3FG	3FGA	3PCT	FT	FTA	PCT	OFF	DEF	TOT	AVG	PF	FO	AST	TO	BLK	STL	PTS	AVG
2022-23*	27	0	189	7.0	20	60	.333	12	46	.261	2	2	1.000	6	20	26	1.0	20	0	10	12	4	1	54	2.0
2023-24	33	28	698	21.2	80	225	.356	52	141	.369	12	16	.750	14	57	71	2.2	54	1	25	40	17	10	224	6.8
2024-25	18	0	171	9.5	20	51	.392	12	37	.324	7	10	.700	12	23	35	1.9	16	0	9	9	1	3	59	3.3
VANDY	51	28	869	17.0	100	276	.362	64	178	.360	19	26	.731	26	80	106	2.1	70	1	34	49	18	13	283	5.5
CAREER	78	28	1058	13.6	120	336	.357	76	224	.339	21	28	.750	32	100	132	1.7	90	1	44	61	22	14	337	4.3

*at Tennessee



14 AIYANA MITCHELL

@AiyanaMitchell17
@aiyanamitchell12
@aiyanajm22

F // 6-4 // So. // Colorado Springs, Colo. (Fountain-Fort Carson HS)

SEASON HIGHS

Points // 10 (2x), Last: Appalachian St. (12/1/24)
FG Made // 4 (2x), Last: Appalachian St. (12/1/24)
FG Attempts // 10, Appalachian St. (12/1/24)
3-Pt Made // --
3-Pt Attempt // --
FT Made // 5, vs. Arizona (11/26/24)
FT Attempt // 6, vs. Arizona (11/26/24)
Rebounds // 7, at Auburn (02/16/25)
Assists // 2 (2x), Last: Miss. State (02/13/25)
Steals // 3 (2x), Last: Miss. State (02/13/25)
Blocks // 4, at Auburn (02/16/25)
Minutes // 21, at Auburn (02/16/25)

CAREER HIGHS

Points // 10 (2x), Last: Appalachian St. (12/1/24)
FG Made // 4 (2x), Last: Appalachian St. (12/1/24)
FG Attempts // 10, Appalachian St. (12/1/24)
3-Pt Made // --
3-Pt Attempt // --
FT Made // 5, vs. Arizona (11/26/24)
FT Attempt // 6, vs. Arizona (11/26/24)
Rebounds // 7, at Auburn (02/16/25)
Assists // 2 (2x), Last: Miss. State (02/13/25)
Steals // 3 (2x), Last: Miss. State (02/13/25)
Blocks // 4, at Auburn (02/16/25)
Minutes // 21, at Auburn (02/16/25)

- Leads the team in blocks with 19
- Scored a career-high 10 points vs. Samford (Nov. 22) & App State (Dec. 1)
- Made her first career start vs. App State on Dec. 1 and matched her career-high in points scored with 10 pts
- Recorded a career-best 7 reb at Auburn (Feb. 16)
- Averaging a career-high 3.7 ppg and 3.1 rpg in 27 games in '24-25
- Appeared in all 27 games off the bench

	SUPERLATIVES	24-25 CAREER	SUPERLATIVES	24-25 CAREER
10+ POINTS	2	2	3+ STEALS	2
15+ POINTS	--	--	2+ BLOCKS	5
20+ POINTS	--	--	DOUBLE-DOUBLES	--
30+ POINTS	--	--	LED VANDY IN PTS	--
MADE 3+ 3-PT FG	--	--	LED VANDY IN REB	2
10+ REBS	--	--	LED VANDY IN AST	--
3+ ASSISTS	--	--	LED VANDY IN STL	1
			LED VANDY IN BLK	9
				12

GAME-BY-GAME

DATE	OPPONENT	GS	MIN	FGM/A	FG%	3FG/A	3P%	FTM/A	FG%	OFF	DEF	TOT	AVG	PF	AST	T/O	BLK	STL	PTS	AVG
11.4.24	LIPSCOMB		11:58	3-4	.750	0-0	.000	2-5	.400	1	1	2	2.0	0	0	0	1	0	8	8.0
11.8.24	AUSTIN PEAY		16:19	2-4	.500	0-0	.000	1-2	.500	2	2	4	3.0	2	0	0	0	0	5	6.5
11.14.24	AT SOUTH FLORIDA		12:20	1-3	.333	0-0	.000	0-0	.000	3	2	5	3.7	1	0	0	0	1	2	5.0
11.17.24	BUTLER		14:11	3-5	.600	0-0	.000	0-1	.000	4	1	5	4.0	0	1	3	0	0	6	5.3
11.20.24	HAMPTON		12:33	2-2	1.000	0-0	.000	0-0	.000	0	1	1	3.4	0	1	0	0	0	4	5.0
11.22.24	SAMFORD		14:45	4-8	.500	0-0	.000	2-4	.500	2	0	2	3.2	2	0	1	1	3	10	5.8
11.26.24	VS. ARIZONA		04:01	0-0	.000	0-0	.000	5-6	.833	2	0	2	3.0	3	0	1	0	0	5	5.7
11.27.24	VS. MICHIGAN ST.		10:45	3-3	1.000	0-0	.000	0-0	.000	2	4	6	3.4	4	0	2	1	1	6	5.8
12.1.24	APPALACHIAN ST. *		20:01	4-10	.400	0-0	.000	2-2	1.000	4	2	6	3.7	2	0	0	0	0	10	6.2
12.4.24	AT MIAMI		02:11	1-1	1.000	0-0	.000	0-0	.000	0	0	0	3.3	2	0	1	0	0	2	5.8
12.14.24	EVANSVILLE		12:17	2-3	.667	0-0	.000	0-0	.000	1	3	4	3.4	1	0	0	2	2	4	5.6
12.19.24	AT DAYTON		12:09	1-1	1.000	0-0	.000	0-0	.000	1	2	3	3.3	1	0	0	0	1	2	5.3
12.21.24	WEST GEORGIA		16:07	2-4	.500	0-0	.000	4-4	1.000	3	2	5	3.5	0	2	0	2	0	8	5.5
12.29.24	ALABAMA A&M		10:24	3-4	.750	0-0	.000	0-1	.000	0	4	4	3.5	1	0	2	0	0	6	5.6
1.2.25	GEORGIA		12:02	2-3	.667	0-0	.000	0-0	.000	0	4	4	3.5	4	0	0	1	2	4	5.5
1.5.25	KENTUCKY		09:03	1-1	1.000	0-0	.000	2-4	.500	1	0	1	3.4	0	0	0	0	0	4	5.4
1.9.25	AT OLE MISS		12:10	1-1	1.000	0-0	.000	0-0	.000	0	3	3	3.4	1	1	1	0	0	2	5.2
1.13.25	AT LSU		02:55	0-0	.000	0-0	.000	0-0	.000	1	0	1	3.2	2	0	0	0	0	0	4.9
1.19.25	TENNESSEE		05:48	0-1	.000	0-0	.000	0-0	.000	2	0	2	3.2	2	0	1	0	0	0	4.6
1.23.25	ARKANSAS		12:01	1-3	.333	0-0	.000	0-0	.000	2	0	2	3.1	1	1	2	1	1	2	4.5
1.26.25	AT ALABAMA		05:49	0-2	.000	0-0	.000	0-0	.000	2	1	3	3.1	1	0	1	0	0	0	4.3
1.30.25	AT FLORIDA		17:30	1-1	1.000	0-0	.000	1-1	1.000	0	2	2	3.0	4	1	2	3	0	3	4.2
2.2.25	OLE MISS		07:44	0-0	.000	0-0	.000	0-0	.000	1	1	2	3.0	2	0	1	0	0	0	4.0
2.6.25	AT TEXAS		09:53	2-2	1.000	0-0	.000	0-0	.000	0	3	3	3.0	0	0	0	1	0	4	4.0
2.13.25	MISSISSIPPI STATE		18:12	0-4	.000	0-0	.000	0-0	.000	1	3	4	3.0	2	2	1	2	3	0	3.9
2.16.25	AT AUBURN		21:01	1-1	1.000	0-0	.000	0-0	.000	1	6	7	3.2	3	0	1	4	1	2	3.8
2.20.25	AT OKLAHOMA		13:01	0-2	.000	0-0	.000	0-2	.000	0	1	1	3.1	4	2	3	0	1	0	3.7
2.23.25	SOUTH CAROLINA																			
2.27.25	TEXAS A&M																			
3.2.25	AT MISSOURI																			
TOTAL		1	317:13	40-73	.548	0-0	.000	19-32	.594	36	48	84	3.1	45	11	23	19	16	99	3.7

CAREER STATS

YEAR	GP	GS	MIN	AVG	FG	FGA	PCT	3FG	3FGA	3PCT	FT	FTA	PCT	OFF	DEF	TOT	AVG	PF	FO	AST	TO	BLK	STL	PTS	AVG
2023-24	15	0	58	3.9	6	11	.545	0	0	.000	2	4	.500	4	7	11	0.7	10	0	0	3	4	0	14	0.9
2024-25	27	1	317	11.7	40	73	.54	0	0	.000	19	32	.594	36	48	84	3.1	45	0	11	23	19	16	99	3.7
CAREER	42	1	376	8.9	46	84	.548	0	0	.000	21	36	.583	40	55	95	2.3	55	0	11	26	23	16	113	2.7



23 IYANA MOORE

@iyanamoore_
@yanam23
@imoore_23

G // 5-8 // Sr. // Milwaukee, Wis. (Blackman HS)

SEASON HIGHS

Points // 23, at LSU (01/13/25)
 FG Made // 7 (2x), Last: Arkansas (01/23/25)
 FG Attempts // 20, vs. Michigan State (11/27/24)
 3-Pt Made // 5 (2x), Last: at LSU (01/13/25)
 3-Pt Attempt // 13, Kentucky (01/05/25)
 FT Made // 6, at LSU (01/13/25)
 FT Attempt // 8, at LSU (01/13/25)
 Rebounds // 7, at Florida (01/30/25)
 Assists // 7 (2x), Last: Alabama A&M (12/29/24)
 Steals // 3 (3x), Last: Miss. State (02/13/25)
 Blocks // 2, Georgia (01/02/25)
 Minutes // 40 (2x) Last: Miss. State (02/13/25)

CAREER HIGHS

Points // 37, at Kentucky (01/11/14)
 FG Made // 14, at Kentucky (01/11/14)
 FG Attempts // 21, Alabama State (12/28/21)
 3-Pt Made // 9, Alabama State (12/28/21)
 3-Pt Attempt // 13, Kentucky (01/05/25)
 FT Made // 9, vs. Iowa State (11/24/23)
 FT Attempt // 10, vs. Iowa State (11/24/23)
 Rebounds // 9, at Missouri (02/29/24)
 Assists // 8, at Kentucky (02/17/22)
 Steals // 4 (4x), Last: Fairfield (11/12/23)
 Blocks // 2, Georgia (01/02/25)
 Minutes // 43, Alabama (02/06/22)

- Scored a season-high 23 pts at No. 5/4 LSU (Jan. 13)
- Third on the team in scoring at 12.5 ppg
- Her 1,238 pts ranks 25th in Vanderbilt history
- Became the 42nd Commodore to score 1,000 pts on Dec. 1 vs. App State
- Her career 189 made 3-point FG pts ranks 8th in Vanderbilt history

SUPERLATIVES		24-25 CAREER		SUPERLATIVES		24-25 CAREER	
10+ POINTS	19	62	3+ STEALS	3	15		
15+ POINTS	10	37	2+ BLOCKS	1	1		
20+ POINTS	2	15	DOUBLE-DOUBLES	--	--		
30+ POINTS	--	2	LED VANDY IN PTS	1	30		
MADE 3+ 3-PT FG	11	30	LED VANDY IN REB	--	--		
10+ REBS	--	--	LED VANDY IN AST	5	17		
3+ ASSISTS	10	41	LED VANDY IN STL	2	11		
			LED VANDY IN BLK	3	7		

GAME-BY-GAME

DATE	OPPONENT	GS	MIN	FGM/A	FG%	3FG/A	3P%	FTM/A	FG%	OFF	DEF	TOT	AVG	PF	AST	T/O	BLK	STL	PTS	AVG	
11.4.24	LIPSCOMB	*	27:18	6-12	.500	2-4	.500	1-1	1.000	3	3	6	6.0	1	1	1	0	1	15	15.0	
11.8.24	AUSTIN PEAY	*	24:23	5-8	.625	1-3	.333	5-6	.833	1	2	3	4.5	3	3	2	0	0	16	15.5	
11.14.24	AT SOUTH FLORIDA		12:04	1-3	.333	0-2	.000	0-2	.000	0	0	0	3.0	2	0	0	0	0	2	11.0	
11.17.24	BUTLER																				
DNP - INJURY																					
11.20.24	HAMPTON	*	22:16	5-10	.500	2-7	.286	0-0	.000	0	3	3	3.0	0	1	1	0	0	12	11.3	
11.22.24	SAMFORD	*	34:08	4-10	.400	3-7	.429	0-0	.000	1	5	6	3.6	3	2	1	0	1	11	11.2	
11.26.24	VS. ARIZONA	*	37:20	1-9	.111	1-2	.500	0-0	.000	0	0	0	3.0	3	4	7	0	3	3	9.8	
11.27.24	VS. MICHIGAN ST.	*	40:00	5-20	.250	2-7	.286	5-7	.714	0	4	4	3.1	4	3	8	0	0	17	10.9	
12.1.24	APPALACHIAN ST.	*	25:43	4-11	.364	3-9	.333	2-2	1.000	0	2	2	3.0	1	2	1	0	0	13	11.1	
12.4.24	AT MIAMI	*	35:21	4-11	.364	3-6	.500	2-2	1.000	1	2	3	3.0	2	7	5	1	2	13	11.3	
12.14.24	EVANSVILLE	*	20:25	3-10	.300	1-7	.143	3-4	.750	0	1	1	2.8	4	3	0	1	0	10	11.2	
12.19.24	AT DAYTON	*	38:36	5-16	.313	4-9	.444	0-0	.000	0	3	3	2.8	2	4	3	0	1	14	11.5	
12.21.24	WEST GEORGIA	*	21:29	5-16	.313	3-9	.333	3-4	.750	1	1	2	2.8	0	0	2	0	1	16	11.8	
12.29.24	ALABAMA A&M	*	33:44	7-17	.412	2-7	.286	0-0	.000	2	2	4	2.8	1	7	2	0	1	16	12.2	
1.2.25	GEORGIA	*	35:22	5-10	.500	3-6	.500	3-3	1.000	2	1	3	2.9	3	4	2	2	0	16	12.4	
1.5.25	KENTUCKY	*	36:27	5-16	.313	5-13	.385	2-2	1.000	1	1	2	2.8	4	2	2	0	1	17	12.7	
1.9.25	AT OLE MISS	*	37:52	5-13	.385	2-7	.286	2-2	1.000	0	4	4	2.9	0	2	3	0	2	14	12.8	
1.13.25	AT LSU	*	38:32	6-10	.600	5-8	.625	6-8	.750	1	1	2	2.8	3	0	2	0	3	23	13.4	
1.19.25	TENNESSEE	*	37:57	7-16	.438	3-8	.375	0-0	.000	2	4	6	3.0	1	2	2	1	0	17	13.6	
1.23.25	ARKANSAS	*	28:05	7-12	.583	2-4	.500	2-2	1.000	0	2	2	2.9	0	0	3	0	2	18	13.8	
1.26.25	AT ALABAMA	*	38:53	3-12	.250	0-5	.000	2-2	1.000	0	0	0	2.8	2	2	2	0	1	8	13.6	
1.30.25	AT FLORIDA	*	32:05	8-16	.500	3-7	.429	3-4	.750	3	4	7	3.0	5	6	5	0	1	22	14.0	
2.2.25	OLE MISS	*	39:06	3-13	.231	1-4	.250	3-3	1.000	2	2	4	3.0	2	1	3	0	1	10	13.8	
2.6.25	AT TEXAS	*	33:21	2-8	.250	1-4	.250	2-2	1.000	1	2	3	3.0	5	1	4	0	1	7	13.5	
2.13.25	MISSISSIPPI STATE	*	40:21	3-12	.250	0-6	.000	4-4	1.000	0	0	0	2.9	4	5	1	0	3	10	13.3	
2.16.25	AT AUBURN	*	19:09	1-4	.250	0-2	.000	0-0	.000	1	2	3	2.9	0	1	0	0	0	2	12.9	
2.20.25	AT OKLAHOMA	*	14:18	1-5	.200	1-4	.250	0-0	.000	1	1	2	2.9	0	2	1	0	0	3	12.5	
2.23.25	SOUTH CAROLINA																				
2.27.25	TEXAS A&M																				
3.2.25	AT MISSOURI																				
TOTAL			25	804:16	111-300	.370	53-157	.338	50-60	.833	23	52	75	2.9	55	65	63	5	25	325	12.5

CAREER STATS

YEAR	GP	GS	MIN	AVG	FG	FGA	PCT	3FG	3FGA	3PCT	FT	FTA	PCT	OFF	DEF	TOT	AVG	PF	FO	AST	TO	BLK	STL	PTS	AVG
2021-22	35	17	1136	32.5	148	396	.374	79	207	.382	69	86	.802	32	71	103	2.9	67	1	89	99	6	55	444	12.7
2022-23	MISSED SEASON DUE TO INJURY																								
2023-24	33	33	1089	33.0	151	399	.378	57	171	.333	110	133	.827	32	83	115	3.5	81	0	91	83	3	45	469	14.2
2024-25	26	25	804	30.9	111	300	.370	53	157	.338	50	60	.833	23	52	75	2.9	55	2	65	63	5	25	325	12.5
TOTAL	94	75	3030	32.2	410	1095	.374	189	535	.353	229	279	.821	87	206	293	3.1	203	3	245	245	14	125	1238	13.2



24 AGA MAKURAT

@a.makurat24

G // 6-3 // So. // Sierakowice, Poland (Sopocka Akademia Tenisowa)

SEASON HIGHS

Points // 10, App State (12/1/24)
 FG Made // 4, App State (12/1/24)
 FG Attempts // 8 (2x), Last: App State (12/1/24)
 3-Pt Made // 2 (3x), Last: Alabama A&M (12/29/24)
 3-Pt Attempt // 6, at South Florida (11/14/24)
 FT Made // 1, App State (12/1/24)
 FT Attempt // 1, App State (12/1/24)
 Rebounds // 5 (2x), Last: West Georgia (12/21/24)
 Assists // 3, App State (12/1/24)
 Steals // 1 (3x), Last: Alabama A&M (12/29/24)
 Blocks // 2 (2x), Last: Hampton (11/20/24)
 Minutes // 20, App State (12/1/24)

CAREER HIGHS

Points // 18 (2x), Last: at South Carolina (01/28/24)
 FG Made // 6, at South Carolina (01/28/24)
 FG Attempts // 9 (3x), Last: at South Carolina (01/28/24)
 3-Pt Made // 5, Western Kentucky (11/15/23)
 3-Pt Attempt // 7 (2x), Last: at South Carolina (01/28/24)
 FT Made // 3, Western Kentucky (11/15/23)
 FT Attempt // 4, Western Kentucky (11/15/23)
 Rebounds // 7, at South Carolina (01/28/24)
 Assists // 3 (3x), Last: App State (12/1/24)
 Steals // 2, Kennesaw State (11/06/23)
 Blocks // 3, Florida (01/07/24)
 Minutes // 24, at South Carolina (01/28/24)

- Scored a season-high 10 pts vs. App State (Dec. 1)
- Played in 12 games off the bench this season
- Appeared in 45 games and made three starts at Vanderbilt
- Shot 32.2% from behind the arc in '23-24
- Led the Commodores in scoring twice in '23-24

	24-25 CAREER		24-25 CAREER	
10+ POINTS	1	4	3+ STEALS	--
15+ POINTS	--	2	2+ BLOCKS	2
20+ POINTS	--	--	DOUBLE-DOUBLES	--
30+ POINTS	--	--	LED VANDY IN PTS	2
MADE 3+ 3-PT FG	--	3	LED VANDY IN REB	1
10+ REBS	--	--	LED VANDY IN AST	--
3+ ASSISTS	1	3	LED VANDY IN STL	--
			LED VANDY IN BLK	7

GAME-BY-GAME

DATE	OPPONENT	GS	MIN	FGM/A	FG%	3FG/A	3P%	FTM/A	FG%	OFF	DEF	TOT	AVG	PF	AST	T/O	BLK	STL	PTS	AVG
11.4.24	LIPSCOMB		18:13	1-8	.125	1-5	.200	0-0	.000	1	3	4	4.0	1	0	1	0	0	3	3.0
11.8.24	AUSTIN PEAY		17:21	2-5	.400	2-5	.400	0-0	.000	0	4	4	4.0	1	2	1	2	0	6	4.5
11.14.24	AT SOUTH FLORIDA		14:16	1-7	.143	0-6	.000	0-0	.000	1	1	2	3.3	0	0	0	0	0	2	3.7
11.17.24	BUTLER		07:12	1-2	.500	1-1	1.000	0-0	.000	0	0	0	2.5	1	1	1	0	1	3	3.5
11.20.24	HAMPTON		16:30	2-5	.400	2-5	.400	0-0	.000	1	4	5	3.0	0	1	0	2	0	6	4.0
11.22.24	SAMFORD		04:02	0-2	.000	0-1	.000	0-0	.000	0	1	1	2.7	0	0	1	0	0	0	3.3
11.26.24	VS. ARIZONA																			
11.27.24	VS. MICHIGAN ST.																			
12.1.24	APPALACHIAN ST.		19:47	4-8	.500	1-4	.250	1-1	1.000	1	3	4	2.9	0	3	1	0	1	10	4.3
12.4.24	AT MIAMI																			
12.14.24	EVANSVILLE		07:45	0-3	.000	0-3	.000	0-0	.000	0	2	2	2.8	0	0	1	0	0	0	3.8
12.19.24	AT DAYTON																			
12.21.24	WEST GEORGIA		16:42	0-4	.000	0-4	.000	0-0	.000	3	2	5	3.0	0	2	1	1	0	0	3.3
12.29.24	ALABAMA A&M		07:14	3-4	.750	2-3	.667	0-0	.000	0	0	0	2.7	0	0	0	0	1	8	3.8
1.2.25	GEORGIA																			
1.5.25	KENTUCKY																			
1.9.25	AT OLE MISS																			
1.13.25	AT LSU																			
1.19.25	TENNESSEE																			
1.23.25	ARKANSAS		02:55	0-1	.000	0-1	.000	0-0	.000	0	0	0	2.5	0	1	0	0	0	0	3.5
1.26.25	AT ALABAMA																			
1.30.25	AT FLORIDA																			
2.2.25	OLE MISS																			
2.6.25	AT TEXAS																			
2.13.25	MISSISSIPPI STATE																			
2.16.25	AT AUBURN																			
2.20.25	AT OKLAHOMA		01:16	1-1	1.000	1-1	1.000	0-0	.000	0	0	0	2.3	0	0	0	0	0	3	3.4
2.23.25	SOUTH CAROLINA																			
2.27.25	TEXAS A&M																			
3.2.25	AT MISSOURI																			
TOTAL		0	133:14	15-50	.300	10-39	.256	1-1	1.000	7	20	27	2.3	3	10	7	5	3	41	3.4

CAREER STATS

YEAR	GP	GS	MIN	AVG	FG	FGA	PCT	3FG	3FGA	3PCT	FT	FTA	PCT	OFF	DEF	TOT	AVG	PF	FO	AST	TO	BLK	STL	PTS	AVG
2023-24	33	3	469	14.2	44	129	.341	29	90	.322	11	14	.786	12	37	49	1.5	29	0	19	32	13	10	128	3.9
2024-25	12	0	133	11.1	15	50	.300	10	39	.256	1	1	1.000	7	20	27	2.3	3	0	10	7	5	3	41	3.4
CAREER	45	3	603	13.4	59	179	.330	39	129	.302	12	15	.800	19	57	76	1.7	32	0	29	39	18	13	169	3.8



30 TRINITY WILSON

@trinityy.wilsonn
@trinitywilson_bts
@TrinityWilson30

F // 6-3 // Fr. // Lakeville, Minn. (Lakeville North HS)

SEASON HIGHS

Points // 6, West Georgia (12/21/24)
FG Made // 3, West Georgia (12/21/24)
FG Attempts // 5, West Georgia (12/21/24)
3-Pt Made // --
3-Pt Attempt // --
FT Made // 1, App State (12/1/24)
FT Attempt // 2, Austin Peay (11/8/24)
Rebounds // 5 (2x), Last: Austin Peay (11/8/24)
Assists // 1 (5x), Last: Alabama A&M (12/29/24)
Steals // --
Blocks // 1 (2x), Last: West Georgia (12/21/24)
Minutes // 11, Lipscomb (11/4/24)

CAREER HIGHS

Points // 6, West Georgia (12/21/24)
FG Made // 3, West Georgia (12/21/24)
FG Attempts // 5, West Georgia (12/21/24)
3-Pt Made // --
3-Pt Attempt // --
FT Made // 1, App State (12/1/24)
FT Attempt // 2, Austin Peay (11/8/24)
Rebounds // 5 (2x), Last: Austin Peay (11/8/24)
Assists // 1 (5x), Last: Alabama A&M (12/29/24)
Steals // --
Blocks // 1 (2x), Last: West Georgia (12/21/24)
Minutes // 11, Lipscomb (11/4/24)

- Played in 10 games this season
- Pulled down 5 reb and scored 2 pts in her debut vs. Lipscomb (11/4/24)
- Scored a career-high 6 points vs. West Georgia on 12.21
- Ranked the fifth-best player in Minnesota according to PrepGirlsHoops.com
- Collected over 1,000 pts and 1,000 reb during her prep career
- All-state honorable mention ('23)

SUPERLATIVES	24-25 CAREER	SUPERLATIVES	24-25 CAREER
10+ POINTS	-- --	3+ STEALS	-- --
15+ POINTS	-- --	2+ BLOCKS	-- --
20+ POINTS	-- --	DOUBLE-DOUBLES	-- --
30+ POINTS	-- --	LED VANDY IN PTS	-- --
MADE 3+ 3-PT FG	-- --	LED VANDY IN REB	-- --
10+ REBS	-- --	LED VANDY IN AST	-- --
3+ ASSISTS	-- --	LED VANDY IN STL	-- --
		LED VANDY IN BLK	-- --

GAME-BY-GAME

DATE	OPPONENT	GS	MIN	FGM/A	FG%	3FG/A	3P%	FTM/A	FG%	OFF	DEF	TOT	AVG	PF	AST	T/O	BLK	STL	PTS	AVG
11.4.24	LIPSCOMB		10:31	1-4	.250	0-0	.000	0-0	.000	2	3	5	5.0	1	1	1	0	0	2	2.0
11.8.24	AUSTIN PEAY		05:09	2-4	.500	0-0	.000	0-2	.000	2	3	5	5.0	1	0	0	0	0	4	3.0
11.14.24	AT SOUTH FLORIDA																			
11.17.24	BUTLER		02:31	0-0	.000	0-0	.000	0-0	.000	0	0	0	3.3	0	0	0	0	0	0	2.0
11.20.24	HAMPTON		03:57	0-1	.000	0-0	.000	0-0	.000	0	0	0	2.5	0	1	0	1	0	0	1.5
11.22.24	SAMFORD																			
11.26.24	VS. ARIZONA																			
11.27.24	VS. MICHIGAN ST.																			
12.1.24	APPALACHIAN ST.		08:30	1-4	.250	0-0	.000	1-1	1.000	0	0	0	2.0	0	1	0	0	0	3	1.8
12.4.24	AT MIAMI																			
12.14.24	EVANSVILLE		02:48	1-3	.333	0-0	.000	0-0	.000	1	1	2	2.0	0	0	0	0	0	2	1.8
12.19.24	AT DAYTON																			
12.21.24	WEST GEORGIA		06:43	3-5	.600	0-0	.000	0-0	.000	0	2	2	2.0	0	1	1	1	0	6	2.4
12.29.24	ALABAMA A&M		01:51	0-0	.000	0-0	.000	0-0	.000	0	0	0	1.8	0	1	0	0	0	0	2.1
1.2.25	GEORGIA																			
1.5.25	KENTUCKY																			
1.9.25	AT OLE MISS		02:40	0-0	.000	0-0	.000	0-0	.000	0	0	0	1.6	1	0	1	0	0	0	1.9
1.13.25	AT LSU																			
1.19.25	TENNESSEE																			
1.23.25	ARKANSAS		02:55	0-0	.000	0-0	.000	0-0	.000	0	0	0	1.4	1	0	0	0	0	0	1.7
1.26.25	AT ALABAMA																			
1.30.25	AT FLORIDA																			
2.2.25	OLE MISS																			
2.6.25	AT TEXAS																			
2.13.25	MISSISSIPPI STATE																			
2.16.25	AT AUBURN																			
2.20.25	AT OKLAHOMA																			
2.23.25	SOUTH CAROLINA																			
2.27.25	TEXAS A&M																			
3.2.25	AT MISSOURI																			
TOTAL		0	47:35	8-21	.381	0-0	.000	1-3	.333	5	9	14	1.4	4	5	3	2	0	17	1.7

CAREER STATS

YEAR	GP	GS	MIN	AVG	FG	FGA	PCT	3FG	3FGA	3PCT	FT	FTA	PCT	OFF	DEF	TOT	AVG	PF	FO	AST	TO	BLK	STL	PTS	AVG
2024-25	10	0	48	4.8	8	21	.381	0	0	.000	1	3	.333	5	9	14	1.4	4	0	5	3	2	0	17	1.7
CAREER	10	0	48	4.8	8	21	.381	0	0	.000	1	3	.333	5	9	14	1.4	4	0	5	3	2	0	17	1.7



35 SACHA WASHINGTON

@sacha_washington
 @sacha_washington
 @sachaw33

F // 6-2 // Sr. // Lawrenceville, Ga. (Collins Hill HS)

SEASON HIGHS

Points // --
 FG Made // --
 FG Attempts // --
 3-Pt Made // --
 3-Pt Attempt // --
 FT Made // --
 FT Attempt // --
 Rebounds // --
 Assists // --
 Steals // --
 Blocks // --
 Minutes // --

CAREER HIGHS

Points // 33, Louisiana Tech (12/03/23)
 FG Made // 15, Louisiana Tech (12/03/23)
 FG Attempts // 20, Louisiana Tech (12/03/23)
 3-Pt Made // --
 3-Pt Attempt // 1, Lipscomb (12/18/22)
 FT Made // 10, Fairfield (11/12/23)
 FT Attempt // 16, Fairfield (11/12/23)
 Rebounds // 17, Fairfield (11/12/23)
 Assists // 7, Fairfield (11/12/23)
 Steals // 8, Louisiana Tech (12/03/23)
 Blocks // 6, Dayton (12/20/23)
 Minutes // 40, vs. Florida (03/07/24)

- Utilizing Medical Redshirt in '24-25
- Preseason Cheryl Miller Award Watch List ('25)
- Appeared in 99 games and made 72 starts in three seasons at Vanderbilt
- Averaged a career-best 12.1 ppg as a junior
- Led the team with 8 double-doubles in '23-24
- Led Vandy with 7.9 rpg in '23-24
- All-SEC freshman team ('22)

SUPERLATIVES	24-25 CAREER	SUPERLATIVES	24-25 CAREER
10+ POINTS	-- 48	3+ STEALS	-- 9
15+ POINTS	-- 20	2+ BLOCKS	-- 28
20+ POINTS	-- 6	DOUBLE-DOUBLES	-- 22
30+ POINTS	-- 1	LED VANDY IN PTS	-- 13
MADE 3+ 3-PT FG	-- --	LED VANDY IN REB	-- 53
10+ REBS	-- 24	LED VANDY IN AST	-- 5
3+ ASSISTS	-- 8	LED VANDY IN STL	-- 5
		LED VANDY IN BLK	-- 54

GAME-BY-GAME

DATE	OPPONENT	GS	MIN	FGM/A	FG%	3FG/A	3P%	FTM/A	FG%	OFF	DEF	TOT	AVG	PF	AST	T/O	BLK	STL	PTS	AVG	
11.4.24	LIPSCOMB																				
11.8.24	AUSTIN PEAY																				
11.14.24	AT SOUTH FLORIDA																				
11.17.24	BUTLER																				
11.20.24	HAMPTON																				
11.22.24	SAMFORD																				
11.26.24	VS. ARIZONA																				
11.27.24	VS. MICHIGAN ST.																				
12.1.24	APPALACHIAN ST.																				
12.4.24	AT MIAMI																				
12.14.24	EVANSVILLE																				
12.19.24	AT DAYTON																				
12.21.24	WEST GEORGIA																				
12.29.24	ALABAMA A&M																				
1.2.25	GEORGIA																				
1.5.25	KENTUCKY																				
1.9.25	AT OLE MISS																				
1.13.25	AT LSU																				
1.19.25	TENNESSEE																				
1.23.25	ARKANSAS																				
1.26.25	AT ALABAMA																				
1.30.25	AT FLORIDA																				
2.2.25	OLE MISS																				
2.6.25	AT TEXAS																				
2.13.25	MISSISSIPPI STATE																				
2.16.25	AT AUBURN																				
2.20.25	AT OKLAHOMA																				
2.23.25	SOUTH CAROLINA																				
2.27.25	TEXAS A&M																				
3.2.25	AT MISSOURI																				
TOTAL		0	00.00	0-0	.000	0-0	.000	0-0	.000	0	0	0	0.0	0	0	0	0	0	0	0.0	

CAREER STATS

YEAR	GP	GS	MIN	AVG	FG	FGA	PCT	3FG	3FGA	3PCT	FT	FTA	PCT	OFF	DEF	TOT	AVG	PF	FO	AST	TO	BLK	STL	PTS	AVG
2021-22	35	8	708	20.2	104	224	.464	0	0	.000	58	85	.682	113	117	230	6.6	87	2	26	57	19	26	266	7.6
2022-23	31	31	798	25.7	136	294	.463	0	1	.000	72	114	.632	91	137	228	7.4	87	5	35	67	45	25	344	11.1
2023-24	33	33	959	29.1	163	310	.526	0	0	.000	72	117	.615	118	144	262	7.9	91	4	44	90	44	52	398	12.1
2024-25	--	--	--	--	--	--	--	--	--	--	--	--	--	--	--	--	--	--	--	--	--	--	--	--	--
CAREER	99	72	2465	24.9	403	828	.487	0	1	.000	202	316	.639	322	398	720	7.3	265	11	105	214	108	103	1008	10.2

GAME 1 Vanderbilt vs. Lipscomb

GAME 1 Vanderbilt vs. Lipscomb

	1	2	3	4	TOTAL
	15	10	14	11	50
	31	22	28	21	102

DATE Nov. 4, 2024 **SITE** Memorial Gymnasium (Nashville, Tenn.)

TIPOFF 11:00 a.m. **END** 12:48 p.m. **ELAPSED** 1:48
ATTENDANCE 5,282

DORES DOMINATE BISONS

NASHVILLE, Tenn. – The Vanderbilt women's basketball team began the 2024-25 campaign in a big way, as the Commodores blitzed Lipscomb, 102-50, in Monday's season opener.

Vanderbilt scored 100-plus points for the first time under head coach Shea Ralph in the season-opening victory over the Bisons. The last time the Dores registered 100 or more points came on Nov. 25, 2019, when Vandy posted a 106-55 win at Tennessee State.

The Commodores move to 1-0 on the year, while Lipscomb falls to 0-1. With the win, Vanderbilt improves to 4-0 in season openers under Ralph. She becomes the first Vandy women's basketball coach to win four straight season openers to begin their career.

Sophomore Khamil Pierre registered her fifth career double-double in the season opener. The 6-2 forward scored a team-high 25 points and pulled down a team-best 14 rebounds in 24 minutes of action. The Phoenix, Arizona, native went 12-of-17 from the field and added five steals to her stat line. Pierre is the first Dore to record a double-double in the season opener since Koi Love's 19-point, 12-rebound effort against East Tennessee State in the first game of the 2020-21 campaign.

Pierre was one of four Vanderbilt players to register double-digit points against Lipscomb. Freshman Mikayla Blakes tallied 23 points in her Vanderbilt debut. Meanwhile, senior Iyana Moore added 15 points to extend her double-digit scoring streak to eight games, and sophomore Madison Greene collected 14 points off the bench in her first game with the Commodores since her season-ending knee injury against Lipscomb last year.

The Commodores used its size advantage against Lipscomb throughout the game, as Vandy scored 70 points in the paint, which allowed the Dores to shoot 53.1 percent from the field. Defensively, Vanderbilt held LU to 27.9 percent from the field and forced its Music City counterpart into 23 turnovers.

BOX SCORE

NO. NAME	Min	FG	SP	FT	Rebounds	Fouls	TP	AS	TS	Blocks	STL	AST	PTS
10 J. Nwabia	22:58	3-8	0-2	2-4	3 1 4	2	5	8	1	2	2	0	24
12 K. Pierre	27:40	11-18	0-1	2-2	14 2 16	1	1	0	1	1	5	0	39
1 Mikayla Blakes	23:29	9-17	0-1	2-2	10 1 11	4	2	0	0	0	2	0	29
14 Anissa Osa	20:46	1-3	0-1	2-2	1 3 4	1	2	3	1	6	0	0	31
21 Bella Vinson	21:58	1-7	0-0	2-1	3 1 0	1	3	2	2	0	0	0	37
23 Jalyah Bowen	22:13	0-7	0-2	0-2	2 2 4	2	2	2	1	1	0	0	40
32 Taylor Bowen	18:40	0-4	0-0	1-3	4 1 1	1	1	0	0	0	0	0	21
0 Olivia Vandegriff	19:58	0-2	0-0	1-2	3 2 0	0	1	1	0	0	0	0	16
2 Elena Bertrand	25:48	6-11	2-2	0-0	2 1 3	1	1	6	0	4	0	0	28
22 Adiana Melton	21:52	2-9	2-2	1-2	1 2 3	1	1	1	0	1	0	0	27
31 Isabella Pitta	15:50	0-0	0-0	1-2	1 1 2	1	1	0	0	1	0	0	14
Team													
Totals	17:01	6-25	10-17	15-17	52	15	17	50	6	23	6	2	152

BOX SCORE

NO. NAME	Min	FG	SP	FT	Rebounds	Fouls	TP	AS	TS	Blocks	STL	AST	PTS
20 Sa'Mya Wyatt	23:16	4-7	0-0	2-2	1 0 1	3	1	9	0	3	2	0	13
34 Jerry Nambere	16:21	0-3	0-0	1-2	2 1 3	2	1	0	0	0	0	0	3
2 Nayrah Simmons	18:17	2-4	1-1	0-0	0 0 0	2	1	5	1	0	0	0	30
5 Abby Carter	23:18	4-7	0-1	0-0	1 2 3	3	0	8	1	2	0	0	30
10 La'Nya Foster	21:47	1-4	1-2	0-0	0 1 1	2	0	3	1	2	0	0	25
3 Anisa Nelson	18:46	0-3	0-1	0-2	0 0 0	1	2	0	0	0	0	0	43
4 Anissa Bhatti	27:53	3-13	0-4	1-4	0 5 3	3	7	2	6	0	0	3	33
02 Niesha Bertell	18:00	0-0	0-0	0-0	1 2 3	4	2	0	1	1	0	0	19
22 Jeane Brandama	12:47	0-1	0-0	0-0	1 1 2	4	0	0	0	0	0	0	22
15 Briana Rivera	16:08	1-4	1-4	0-0	0 0 0	0	0	3	0	0	0	0	16
21 Rose Armoudeh	02:45	0-1	0-1	0-0	0 0 0	0	0	0	0	0	0	0	2
Team													
Totals	15:52	0-14	14-14	8-20	38	27	10	7	23	6	2	8	59

BOX SCORE

NO. NAME	Min	FG	SP	FT	Rebounds	Fouls	TP	AS	TS	Blocks	STL	AST	PTS
10 Jane Nwabia	20:50	4-10	0-2	1-1	3 0 3	1	2	9	2	2	2	0	14
12 Khamil Pierre	18:11	5-9	0-0	3-5	3 7 10	0	4	4	0	0	0	0	41
1 Mikayla Blakes	15:31	5-8	2-4	4-5	2 1 3	6	16	1	2	1	0	0	28
11 Jordyn Oliver	22:60	1-4	0-0	2-2	5 7 1	2	4	4	2	1	0	0	38
23 Iyana Moore	24:23	5-18	1-3	5-6	1 2 3	3	3	16	2	2	0	0	40
4 Madison Greene	30:15	10-11	1-6	1-3	4	2	6	8	3	2	1	1	37
14 Aiyana Mitchell	16:19	2-4	0-0	1-2	2 2 4	2	2	2	2	0	0	0	13
24 Aya Makurat	17:21	2-5	2-5	0-0	4 4 1	0	6	2	1	0	2	0	17
5 Letitia Kapinus	21:15	3-8	0-1	1-1	2 4 6	1	7	1	1	2	0	0	21
2 Jada Brown	06:06	0-1	0-1	0-0	1 2 1	1	1	0	1	0	0	0	2
30 Triny Wilson	05:09	2-4	0-0	0-2	1 2 1	1	1	4	0	0	0	0	3
Team													
Totals	32:71	6-17	23-30	21-34	55	15	27	10	8	2	59	1	224

BOX SCORE

NO. NAME	Min	FG	SP	FT	Rebounds	Fouls	TP	AS	TS	Blocks	STL	AST	PTS
20 Sa'Mya Wyatt	23:16	4-7	0-0	2-2	1 0 1	3	1	9	0	3	2	0	13
34 Jerry Nambere	16:21	0-3	0-0	1-2	2 1 3	2	1	0	0	0	0	0	3
2 Nayrah Simmons	18:17	2-4	1-1	0-0	0 0 0	2	1	5	1	0	0	0	30
5 Abby Carter	23:18	4-7	0-1	0-0	1 2 3	3	0	8	1	2	0	0	30
10 La'Nya Foster	21:47	1-4	1-2	0-0	0 1 1	2	0	3	1	2	0	0	25
3 Anisa Nelson	18:46	0-3	0-1	0-2	0 0 0	1	2	0	0	0	0	0	43
4 Anissa Bhatti	27:53	3-13	0-4	1-4	0 5 3	3	7	2	6	0	0	3	33
02 Niesha Bertell	18:00	0-0	0-0	0-0	1 2 3	4	2	0	1	1	0	0	19
22 Jeane Brandama	12:47	0-1	0-0	0-0	1 1 2	4	0	0	0	0	0	0	22
15 Briana Rivera	16:08	1-4	1-4	0-0	0 0 0	0	0	3	0	0	0	0	16
21 Rose Armoudeh	02:45	0-1	0-1	0-0	0 0 0	0	0	0	0	0	0	0	2
Team													
Totals	15:52	0-14	14-14	8-20	38	27	10	7	23	6	2	8	59

BOX SCORE

NO. NAME	Min	FG	SP	FT	Rebounds	Fouls	TP	AS	TS	Blocks	STL	AST	PTS
20 Sa'Mya Wyatt	23:16	4-7	0-0	2-2	1 0 1	3	1	9	0	3	2	0	13
34 Jerry Nambere	16:21	0-3	0-0	1-2	2 1 3	2	1	0	0	0	0	0	3
2 Nayrah Simmons	18:17	2-4	1-1	0-0	0 0 0	2	1	5	1	0	0	0	30
5 Abby Carter	23:18	4-7	0-1	0-0	1 2 3	3	0	8	1	2	0	0	30
10 La'Nya Foster	21:47	1-4	1-2	0-0	0 1 1	2	0	3	1	2	0	0	25
3 Anisa Nelson	18:46	0-3	0-1	0-2	0 0 0	1	2	0	0	0	0	0	43
4 Anissa Bhatti	27:53	3-13	0-4	1-4	0 5 3	3	7	2	6	0	0	3	33
02 Niesha Bertell	18:00	0-0	0-0	0-0	1 2 3	4	2	0	1	1	0	0	19
22 Jeane Brandama	12:47	0-1	0-0	0-0	1 1 2	4	0	0	0	0	0	0	22
15 Briana Rivera	16:08	1-4	1-4	0-0	0 0 0	0	0	3	0	0	0	0	16
21 Rose Armoudeh	02:45	0-1	0-1	0-0	0 0 0	0	0	0	0	0	0	0	2
Team													
Totals	15:52	0-14	14-14	8-20	38	27	10	7	23	6	2	8	59

BOX SCORE

NO. NAME	Min	FG	SP	FT	Rebounds	Fouls	TP	AS	TS	Blocks	STL	AST	PTS
20 Sa'Mya Wyatt	23:16	4-7	0-0	2-2	1 0 1	3	1	9	0	3	2	0	13
34 Jerry Nambere	16:21	0-3	0-0	1-2	2 1 3	2	1	0	0	0	0	0	3
2 Nayrah Simmons	18:17	2-4	1-1	0-0	0 0 0	2	1	5	1	0	0	0	30
5 Abby Carter	23:18	4-7	0-1	0-0	1 2 3	3	0	8	1	2	0	0	30
10 La'Nya Foster	21:47	1-4	1-2	0-0	0 1 1	2	0	3	1	2	0	0	25
3 Anisa Nelson	18:46	0-3	0-1	0-2	0 0 0	1	2	0	0	0	0	0	43
4 Anissa Bhatti	27:53	3-13	0-4	1-4	0 5 3	3	7	2	6	0	0	3	33
02 Niesha Bertell	18:00	0-0	0-0	0-0	1 2 3	4	2	0	1	1	0	0	19
22 Jeane Brandama	12:47	0-1	0-0	0-0	1 1 2	4	0	0	0	0	0	0	22
15 Briana Rivera	16:08	1-4	1-4	0-0	0 0 0	0	0	3	0	0	0	0	16
21 Rose Armoudeh	02:45	0-1	0-1	0-0	0 0 0	0	0	0	0	0	0	0	2
Team													
Totals	15:52	0-14	14-14	8-20	38	27	10	7	23	6	2	8	59

BOX SCORE

NO. NAME	Min	FG	SP	FT	Rebounds	Fouls	TP	AS	TS	Blocks	STL	AST	PTS
20 Sa'Mya Wyatt	23:16	4-7	0-0	2-2	1 0 1	3	1	9	0	3	2	0	13
34 Jerry Nambere	16:21	0-3	0-0	1-2	2 1 3	2	1	0	0	0	0	0	

GAME RECAPS

GAME 4 Vanderbilt vs. Butler

Scoreboard for Game 4: Vanderbilt vs. Butler. Vanderbilt 81, Butler 52.

DATE Nov. 17, 2024 SITE Memorial Gymnasium (Nashville, Tenn.)

TIPOFF 2:00 p.m. END 3:45 p.m. ELAPSED 1:45 ATTENDANCE 2,615

DORES CAGE BULLDOGS

NASHVILLE, Tenn. – The duo of freshman Mikayla Blakes and sophomore Khamil Pierre sparked the Vanderbilt women's basketball team to an 81-52 win over Butler on Sunday to kick off a three-game homestand at Memorial Gymnasium.

The Commodore underclassmen outscored Butler by a point, as they combined to register 53 points against the Bulldogs. Blakes registered a career-high 29 points in Sunday's win, while Pierre chipped in 24 points. They are the first set of Vandy women's basketball players to score 20 points in a game since Jan. 7, 2024, when Jordyn Cambridge (24 points) and Iyana Moore (20 points) accomplished the feat against Florida at Memorial Gym.

The win improves Vanderbilt to 4-0 on the year, as the Dores handed the Bulldogs, who are now 3-1, their first loss of the 2024-25 campaign.

Blakes' 29-point performance against Butler is tied for the fifth-most points scored by a Vanderbilt freshman in a game. She matches with Kady Schramm (vs. LSU, Jan. 29, 2012), Barbara Brackman (vs. Duke, March 13, 1982), and Harriet Brumfield (at Delta State, Feb. 20, 1982, and vs. Northwestern, Nov. 27, 1981). Blakes also extends her double-digit scoring streak to four games to open her Vanderbilt career.

Pierre had a 24-point performance to extend her double-digit scoring streak to seven games dating back to last season. The 6-2 forward pulled down a game-high eight rebounds, bringing her three-game double-double streak to an end. It is the third time in Pierre's collegiate career that she has scored 20 or more points in a game. She also collected a game-best four steals against the Bulldogs.

The Commodores shot 50.9 percent from the field on Sunday while limiting Butler to a 38.3 percent success rate from the floor. The Dores hit a season-high eight 3-pointers in the win and held a 33-25 edge on the glass. Vandy forced Butler into 30 turnovers, which turned into 41 points for the Commodores.

BOX SCORE

Box score for Game 4: Vanderbilt vs. Butler. Includes player stats for FG, 3P, FT, Rebounds, Fouls, TP, AS, TO, ST, Blocks, and Shooting By Period.

Box score for Game 4: Vanderbilt vs. Butler. Includes team totals for FG, 3P, FT, Rebounds, Fouls, TP, AS, TO, ST, Blocks, and Shooting By Period.

Summary statistics for Game 4: Butler vs Vanderbilt. Points from, Turnovers, Period by Period Scoring, Best Scoring Run, Lead Changes, Second Chance, Fast Breaks, Times Tied, Time with Lead.

INDIVIDUAL LEADERS

Individual leaders for Game 4: Mikayla Blakes - 29 pts, Khamil Pierre - 24 pts, Elena Bertrand - 16 pts, Moly Heard - 9 pts, etc.

GAME 5 Vanderbilt vs. Hampton

Scoreboard for Game 5: Vanderbilt vs. Hampton. Vanderbilt 94, Hampton 45.

DATE Nov. 20, 2024 SITE Memorial Gymnasium (Nashville, Tenn.)

TIPOFF 6:30 p.m. END 8:11 p.m. ELAPSED 1:41 ATTENDANCE 2,353

DORES SINK LADY PIRATES

NASHVILLE, Tenn. – The Vanderbilt women's basketball team rolled to a 94-45 victory over Hampton Wednesday night at Memorial Gymnasium, as the Commodores remain perfect at 5-0 to open the 2024-25 season.

With the win, Vanderbilt improves to 5-0 for the third year in a row. It marks the first time in program history that the Dores have opened three consecutive seasons at 5-0. The loss drops Hampton to 1-3 overall this season.

The Commodores got off to a slow start but used a 5-17 run between the second and third quarters that broke a 23-23 tie and gave Vandy a 44-30 advantage. The Dores held the Lady Pirates scoreless for 7:05 of game time and rolled off 26 straight points during the stretch to post its longest-scoring run of the season. It is also the second time that Vanderbilt has scored 20-plus points in a row this season, as the Commodores put up 24 straight points against Austin Peay on Nov. 8.

Freshman Mikayla Blakes turned in another spectacular performance. She scored a game-high 22 points and dished out a career-best eight assists to go along with three steals. Blakes, who was named the SEC Freshman of the Week for the first time in her career earlier this week, is the only Commodore since at least 2009-10 to register at least 15-plus points and two or more steals in each of their first five games at Vanderbilt.

Sophomore Khamil Pierre collected her fourth double-double of the season with a 15-point, 12-rebound effort against the Lady Pirates. The 6-2 forward was one of four double-digit scorers for the Commodores in Wednesday's victory. Senior Iyana Moore returned from a one-game absence and scored 12 points, going 5-of-10 from the floor. Sophomore Madison Greene chipped in 11 points off the bench after starting in the last two games in Moore's place. Greene has now scored double-digit points in all three games she has come off the bench this season.

Vanderbilt shot 54.3 percent from the field. It is the third time that the Commodores have shot over 50 percent from the floor in 2024-25. The Dores held Hampton to 36.7 percent from the floor and allowed a season-low three three-point fields. Vandy forced HU into 24 turnovers, which the Commodores turned into 36 points.

BOX SCORE

Box score for Game 5: Vanderbilt vs. Hampton. Includes player stats for FG, 3P, FT, Rebounds, Fouls, TP, AS, TO, ST, Blocks, and Shooting By Period.

Box score for Game 5: Vanderbilt vs. Hampton. Includes team totals for FG, 3P, FT, Rebounds, Fouls, TP, AS, TO, ST, Blocks, and Shooting By Period.

Summary statistics for Game 5: Hampton vs Vanderbilt. Points from, Turnovers, Period by Period Scoring, Best Scoring Run, Lead Changes, Second Chance, Fast Breaks, Times Tied, Time with Lead.

INDIVIDUAL LEADERS

Individual leaders for Game 5: Mikayla Blakes - 22 pts, Khamil Pierre - 15 pts, A.DaBo/J. Dublin - 12 pts, etc.

GAME 6 Vanderbilt vs. Samford

Scoreboard for Game 6: Vanderbilt vs. Samford. Vanderbilt 104, Samford 59.

DATE Nov. 22, 2024 SITE Memorial Gymnasium (Nashville, Tenn.)

TIPOFF 6:30 p.m. END 8:27 p.m. ELAPSED 1:56 ATTENDANCE 2,524

REMINISCING PERFECT

NASHVILLE, Tenn. – The Vanderbilt women's basketball registered 100-plus points for the second time this season, as the Commodores posted a 104-59 win over Samford Friday at Memorial Gymnasium to close out a three-game homestand.

Vandy got a pair of double-doubles from sophomore Khamil Pierre and graduate student Leilani Kapinus in the win over the Bulldogs. The duo were among six Commodores to score double figures on Friday. They are the first set of Commodore teammates to post a double-double in the same game since March 7, 2024, when Pierre (16 points, 15 rebounds) and Sacha Washington (10 points, 11 rebounds) accomplished the feat against Florida in the first round of the 2024 SEC Tournament.

With the win, Vanderbilt improves to 6-0 for the second-straight season, while Samford falls to 2-5. It is the first time since the 2003-04 and 2004-05 campaigns that the Commodores have started back-to-back seasons with six-straight victories.

Pierre registered a game-high 21 points and pulled down a team-best 12 rebounds. She now has five double-doubles this season, which is tied for the most in all of NCAA Division I. The 6-2 forward went 10-of-16 from the floor and added four steals to her stat line against the Bulldogs.

Kapinus posted her first double-double at Vanderbilt with an 11-point, 10-rebound effort off the bench. It is Kapinus' 13th career double-double, while she is the first Dore to record a double-double off the bench since Pierre's 17-point, 10-rebound performance vs. Auburn on Jan. 18, 2024.

The duo were two of six Commodores to score double-digit points in Friday's victory. Sophomore Madison Greene tallied a season-high 16 points off the bench and went 7-of-9 from the field. Greene registered a career-high six assists against the Bulldogs. Freshman Mikayla Blakes collected 14 points to extend her double-digit streak to six games to open her Vandy career and dished out five assists.

Senior Iyana Moore matched Kapinus with 11 points. Sophomore Aiyana Mitchell scored double figures for the first time in her Vandy career with a 10-point outing against Samford.

The Commodore offense was humming once again against Samford, as the Dores scored 104 points for the second time this season. The first came in the 102-50 season-opening victory over Lipscomb on Nov. 4. It is the first time since 2010-11 that Vanderbilt has scored 100-plus points in multiple games in a single campaign.

Vandy shot 50.6 percent from the field, as the Dores have posted a shooting percentage of 50 percent or higher in each of their last three games. Vandy forced Samford into 22 turnovers, which turned into 24 points. The Commodores used their size advantage over the Bulldogs throughout the night, as Vanderbilt outscored its opponent 60-22 in points in the paint. Vandy also tallied a season-high 43 points off the bench in the win.

BOX SCORE

Box score for Game 6: Vanderbilt vs. Samford. Includes player stats for FG, 3P, FT, Rebounds, Fouls, TP, AS, TO, ST, Blocks, and Shooting By Period.

Box score for Game 6: Vanderbilt vs. Samford. Includes team totals for FG, 3P, FT, Rebounds, Fouls, TP, AS, TO, ST, Blocks, and Shooting By Period.

Summary statistics for Game 6: Samford vs Vanderbilt. Points from, Turnovers, Period by Period Scoring, Best Scoring Run, Lead Changes, Second Chance, Fast Breaks, Times Tied, Time with Lead.

INDIVIDUAL LEADERS

Individual leaders for Game 6: Khamil Pierre - 21 pts, Madison Greene - 16 pts, Sadie Stetson - 15 pts, etc.

GAME RECAPS

GAME 10 Vanderbilt at Miami

Scoreboard for Game 10: Vanderbilt vs Miami. Vanderbilt 88, Miami 70. Final score: 88-70.

DATE Dec. 4, 2024 SITE Watsco Center (Coral Gables, Fla.)
TIPOFF 4:00 p.m. END 5:55 p.m. ELAPSED 1:55
ATTENDANCE 2,107

DORES BREAK UP HURRICANES

CORAL GABLES, Fla. - Freshman Mikayla Blakes recorded her second-straight 20-plus point performance, while sophomore Khamil Pierre recorded her seventh double-double of the season Wednesday night in an 88-70 win at Miami as part of the SEC/ACC Challenge.

The duo of Blakes and Pierre combined to score 54 points against the Hurricanes. Pierre matched her career-best with a 28-point performance, while Blakes registered 26 points. It is the fourth time this season that the duo has scored over 20 points apiece in a game.

With the win, Vanderbilt improves to 9-1 on the year. The Commodores hand the Hurricanes their first loss of the 2024-25 campaign, as Miami now stands at 7-1 overall.

Pierre equalled her career-best performance of 28 points, which she first registered at Georgia on Feb. 11, 2024, as a freshman. The 6-2 forward also pulled down a game-best 13 rebounds to post her seventh double-double of the season, which is the second-most in all of NCAA Division I. It was her sixth game of the year with 20 or more points, while she added a team-best four steals to her stat line.

Blakes registered 26 points in the victory. It is Blakes' sixth game with 20 or more points this season, as her 26-point performance marks the 12th-most points scored in a game by a Vanderbilt freshman.

Senior Iyana Moore, who scored her 1,000th career point at Vandy in her last contest, registered 13 points in the win. It is Moore's 50th career game, scoring double-digit points at Vanderbilt. She also handed out a season-high seven assists. Graduate student Jordyn Oliver pulled down a season-best nine rebounds as the Commodores outrebound Miami 36-24.

The Commodores hit nine 3-point field goals on Wednesday, led by Blakes' five makes behind the arc, which ties her career-best performance. Vanderbilt shot an even 50 percent from the field, while Miami posted a 52.8 percent success rate from the field. The Dores forced Miami into 21 turnovers, which turned into 27 Vandy points.

BOX SCORE

Box score for Game 10: Vanderbilt vs Miami. Includes player stats for FG, 3P, FT, Rebounds, Fouls, TP, AS, TO, ST, Blocks, and Shooting By Period.

Box score for Game 10: Miami (FL) vs Vanderbilt. Includes player stats for FG, 3P, FT, Rebounds, Fouls, TP, AS, TO, ST, Blocks, and Shooting By Period.

Summary statistics for Game 10: Points from Turnovers, Best Scoring Run, Lead Changes, Times Tied, Time with Lead.

INDIVIDUAL LEADERS

Individual leaders for Game 10: Points, Rebounds, Assists, Steals, Blocks.

GAME 11 Vanderbilt vs. Evansville

Scoreboard for Game 11: Vanderbilt vs Evansville. Vanderbilt 106, Evansville 40. Final score: 106-40.

DATE Dec. 14, 2024 SITE Memorial Gymnasium (Nashville, Tenn.)
TIPOFF 2:00 p.m. END 3:55 p.m. ELAPSED 1:55
ATTENDANCE 2,599

PIERRE'S RECORD-SETTING EFFORT LIFTS DORES PAST EVANSVILLE

NASHVILLE, Tenn. - Sophomore Khamil Pierre set the Vanderbilt women's basketball single-game scoring record on Saturday, registering 42 points in a 106-40 win over Evansville, as the Commodores improve to 10-1 on the year.

Pierre put on one of the most memorable performances in Vanderbilt women's basketball history, as she posted 42 points, 18 rebounds, and eight steals in the win over the Purple Aces. Her 42-point performance set a new program record for most points scored in a single game, passing the previous mark of 41 points shared by Chantelle Anderson (Feb. 8, 2001) and Cijah Harbison (Jan. 29, 2023).

Vanderbilt improves to 10-1 overall on the year, as the 66-point win over Evansville is tied for the sixth-largest margin of victory in program history. The Dores have now won 18-straight home games against nonconference foes.

The 42 points and 18 rebounds against the Purple Aces establishes career highs for Pierre in each category. Pierre's combined 60 points and rebounds are the most collected by a Vanderbilt women's basketball player in a game in program history. Her 42-point performance on Saturday also extends the 6-2 forward's career-long double-digit scoring streak to 13 games dating back to last season. Pierre also registers her eighth double-double of the season, which is tied for the sixth-most in a season since 1999-00.

The Phoenix, Arizona, native got her day started with a bang, as she scored 20 points in the first quarter. Pierre's performance in the opening frame on Saturday marked the most points scored by a Commodore in the first quarter in program history. Additionally, Pierre ties Marnelle Garrau's program record for most points scored in any quarter, which was set on Jan. 16, 2023, in the fourth quarter at Arkansas.

For Pierre, her eight steals against Evansville established a new career-high mark, while it is tied for the sixth-most steals in a game in program history.

The Commodores broke the century mark for the third time this season, as the 106 points are the most scored in a game this season. It is also the most points Vanderbilt has scored in a game since Nov. 25, 2019, in a 106-55 win at Tennessee State. The 106 points are the most points registered by the Dores at Memorial Gym since Nov. 26, 2010, when Vandy posted a 111-53 victory over Quinnipiac.

Reigning SEC Freshman of the Week, Mikayla Blakes scored 20 or more points for the seventh time this season with a 22-point performance against Evansville. The three-time SEC Freshman of the Week extended her double-digit scoring streak to 11 games to begin her Vanderbilt career. Graduate student Leilani Kapinus also posted a double-double in the win, as she pulled down a season-high 11 rebounds to go along with 10 points off the bench. It is Kapinus' second double-double of the season, while it is the 13th of her career. Senior Iyana Moore's 10-point effort pushes her double-digit scoring streak to four games. Moore's 10 points moved into 38th place on Vanderbilt's all-time scoring list with 1,025 points.

BOX SCORE

Box score for Game 11: Evansville vs Vanderbilt. Includes player stats for FG, 3P, FT, Rebounds, Fouls, TP, AS, TO, ST, Blocks, and Shooting By Period.

Box score for Game 11: Vanderbilt vs Evansville. Includes player stats for FG, 3P, FT, Rebounds, Fouls, TP, AS, TO, ST, Blocks, and Shooting By Period.

Summary statistics for Game 11: Points from Turnovers, Best Scoring Run, Lead Changes, Times Tied, Time with Lead.

INDIVIDUAL LEADERS

Individual leaders for Game 11: Points, Rebounds, Assists, Steals, Blocks.

GAME 12 Vanderbilt at Dayton

Scoreboard for Game 12: Vanderbilt vs Dayton. Vanderbilt 80, Dayton 66. Final score: 80-66.

DATE Dec. 19, 2024 SITE UD Arena (Dayton, Ohio)
TIPOFF 6:02 p.m. CT END 7:43 p.m. ET ELAPSED 1:41
ATTENDANCE 1,632

DORES FLYOVER DAYTON

DAYTON, Ohio - Sophomore Madison Greene made the most of her return to her home state, as the guard registered a career-high 25 points off the bench in an 80-66 win at Dayton on Thursday night.

Greene, a native of Columbus, Ohio, recorded the first 20-plus point performance of her collegiate career in her return to the Buckeye State. Her 25 points off the bench marked the first time that a Dore scored at least 25 points in a reserve role since Erin Whalen's 25-point performance vs. No. 10-ranked South Carolina on Jan. 18, 2018. It is Greene's seventh game this season with double-digit points, while it is the sixth time she has scored 10-plus points off the bench this season.

With the win, Vanderbilt improves to 11-1 on the year, while Dayton falls 6-5. The Commodores collect their seventh-straight road win with the victory over the Flyers, a streak that dates back to last season.

Greene was one of four double-digit scorers for Vanderbilt on Thursday night. Freshman Mikayla Blakes tallied 16 points and collected a game-high five steals. Blakes' performance vs. the Flyers pushed her double-digit scoring streak to 12 games to open her Vanderbilt career.

Sophomore Khamil Pierre extended her double-digit scoring streak to 14 games with a 14-point, 10-rebound effort. It is Pierre's eighth double-double of the season, which is second in all of NCAA Division I. Senior Iyana Moore matched Pierre with 14 points of her own. Moore's 14-point performance gives her 1,039 career points, which puts her in a tie for 35th on Vanderbilt's all-time scoring list with Chelsie Hall.

As a team, the Commodores shot 38.2 percent from the field, while Dayton connected on 49.1 percent on its shots. Vanderbilt forced the Flyers into 26 turnovers and collected 16 steals, 10 of which came in the first quarter. Vandy hit nine 3-point field goals in the victory, with seven coming in the opening stanza. The Commodores outscored Dayton 32-7 in points off turnovers.

BOX SCORE

Box score for Game 12: Dayton vs Vanderbilt. Includes player stats for FG, 3P, FT, Rebounds, Fouls, TP, AS, TO, ST, Blocks, and Shooting By Period.

Box score for Game 12: Vanderbilt vs Dayton. Includes player stats for FG, 3P, FT, Rebounds, Fouls, TP, AS, TO, ST, Blocks, and Shooting By Period.

Summary statistics for Game 12: Points from Turnovers, Best Scoring Run, Lead Changes, Times Tied, Time with Lead.

INDIVIDUAL LEADERS

Individual leaders for Game 12: Points, Rebounds, Assists, Steals, Blocks.

GAME RECAPS

GAME 13 Vanderbilt vs. West Georgia

Scoreboard for Game 13: Vanderbilt vs. West Georgia. Final score: V 103, DWG 68. Box score columns for 1, 2, 3, 4, and TOTAL.

DATE Dec. 21, 2024 SITE Memorial Gymnasium (Nashville, Tenn.)

TIPOFF 11:00 a.m. END 12:43 p.m. ELAPSED 1:43
ATTENDANCE 2,634

DORES OUTRUN WOLVES

NASHVILLE, Tenn. - The Vanderbilt women's basketball team broke the 100-point plateau for the fourth time this season as the Commodores collected a 103-68 win over West Georgia on Saturday afternoon at Memorial Gymnasium.

The Commodores got a 20-plus point performance from freshman Mikayla Blakes and sophomore Khamil Pierre for the sixth time this season. Blakes registered a game-high 24 points to extend her double-digit scoring streak to 13 games to begin her Vanderbilt career. Meanwhile, Pierre registered her fourth-straight double-double, 10th overall this season. The 6-2 forward has collected a double-double in six of her last seven games, as her 10 double-doubles overall are the fifth-most collected by a Commodore in a single season in program history. Blakes and Pierre are the only pair of teammates in NCAA Division I, both on the men's side and women's side, to average over 20.0 points per game this season.

With the victory, Vanderbilt improves to 12-1 on the year, while West Georgia falls to 5-5. The Dores have now won 19-straight home games against nonconference teams dating back to the 2022-23 campaign. The Commodores led from start to finish against the Wolves, as Vandy collected its ninth-straight victory overall at Memorial Gymnasium. Additionally, it is Vanderbilt's sixth victory of 35 or more points during the 2024-25 campaign.

Senior Iyana Moore registered 16 points to extend her double-digit scoring streak to six games. Moore's performance against West Georgia moved her to No. 34 on Vanderbilt's all-time scoring list, as she now has 1,055 career points, one point away from moving into 33rd on the list. Graduate student Leilani Kapinus rounded out a quartet of double-digit scorers for the Commodores, scoring 10 points off the bench.

The Dores shot 48.8 percent from the field while limiting West Georgia to a 36.8 percent clip in field goal percentage. Vanderbilt forced 26 turnovers and collected 17 steals in the win, as the Commodores outscored UWG, 37-16, in points off turnovers. Vandy has now collected 16 or more steals in each of its last three contests.

BOX SCORE

Box score for Game 13: Vanderbilt vs. West Georgia. Lists player names, minutes, and statistics for FG, 3PT, FT, Rebounds, Fouls, TP, AS, TO, ST, Blocks, and Shooting by Period.

Box score for Game 13: Vanderbilt vs. West Georgia. Lists player names, minutes, and statistics for FG, 3PT, FT, Rebounds, Fouls, TP, AS, TO, ST, Blocks, and Shooting by Period.

Summary statistics for Game 13: Biggest lead, Best Scoring Run, Lead Changes, Times Tied, Time with Lead.

INDIVIDUAL LEADERS

Individual leaders for Game 13: Points (Mikayla Blakes - 24 pts), Rebounds (Khamil Pierre - 10 reb), Assists (Mikayla Blakes - 6 ast), Steals (Jordyn Oliver - 4 stl), Blocks (Ayana Mitchell - 2 blk).

GAME 14 Vanderbilt vs. Alabama A&M

Scoreboard for Game 14: Vanderbilt vs. Alabama A&M. Final score: V 93, Alabama A&M 64. Box score columns for 1, 2, 3, 4, and TOTAL.

DATE Dec. 29, 2024 SITE Memorial Gymnasium (Nashville, Tenn.)

TIPOFF 11:00 a.m. END 12:53 p.m. ELAPSED 1:53
ATTENDANCE 3,061

DORES TAME BULLDOGS

NASHVILLE, Tenn. - The Commodores closed the 2024 calendar year with a resounding 93-64 victory over Alabama A&M at Memorial Gymnasium to end the nonconference portion of the 2024-25 season.

The win over the Bulldogs marked Vanderbilt's 20-straight home victory over a nonconference opponent, a streak that started during the 2022-23 season. The Commodores are now 33-3 against non-SEC teams at Memorial Gymnasium under head coach Shea Ralph.

The Commodores ended the nonconference portion of its schedule at 13-1 for the second-straight season. Vanderbilt heads into SEC play with a program record 13 wins for the second time in as many years. Additionally, the Dores have opened back-to-back campaigns at 13-1 or better for the first time in program history, as the 2023-24 team also opened at 16-1.

Sophomore Khamil Pierre extended her double-digit scoring streak to 16 games with a 29-point effort against the Bulldogs. Pierre's streak is the longest for a Commodore since 2013-14, when Christina Foggie registered double-digit points in 19-straight games. Pierre's 16-straight games with 10 or more points are tied for the seventh-longest double-digit scoring streak by a Dore since 1999-00. It is also Pierre's ninth game with 20-plus points this season.

Senior Iyana Moore extended her season-long double-digit scoring streak to seven games with a 16-point effort. Moore added a season-best seven assists to her stat line to Alabama A&M. She was one of two Commodores to collect seven or more assists on Sunday, as graduate student Jordyn Oliver dished out a season-high eight assists.

Sophomore Madison Greene registered 12 points in a reserve role. It is Greene's sixth game with 10 or more points off the bench this season, while it is her seventh double-digit scoring performance overall this year. Greene also added a career-high rebound in Sunday's victory.

The Commodores shot 56.3 percent from the field against Alabama A&M. It is the sixth time this season that the Dores have posted a field goal percentage higher than 50 percent. Vanderbilt collected 13 steals, marking the fourth-straight game Vandy has posted 10 or more steals.

BOX SCORE

Box score for Game 14: Vanderbilt vs. Alabama A&M. Lists player names, minutes, and statistics for FG, 3PT, FT, Rebounds, Fouls, TP, AS, TO, ST, Blocks, and Shooting by Period.

Box score for Game 14: Vanderbilt vs. Alabama A&M. Lists player names, minutes, and statistics for FG, 3PT, FT, Rebounds, Fouls, TP, AS, TO, ST, Blocks, and Shooting by Period.

Summary statistics for Game 14: Biggest lead, Best Scoring Run, Lead Changes, Times Tied, Time with Lead.

INDIVIDUAL LEADERS

Individual leaders for Game 14: Points (Khamil Pierre - 29 pts), Rebounds (Iyana Moore - 16 pts), Assists (Jordyn Oliver - 7 reb), Steals (Mikayla Blakes - 1 blk), Blocks (Khamil Pierre - 1 blk).

GAME 15 Vanderbilt vs. Georgia

Scoreboard for Game 15: Vanderbilt vs. Georgia. Final score: V 108, Georgia 82. Box score columns for 1, 2, 3, 4, and TOTAL.

DATE Jan. 2, 2025 SITE Memorial Gymnasium (Nashville, Tenn.)

TIPOFF 6:30 p.m. END 8:30 p.m. ELAPSED 2:00
ATTENDANCE 3,120

RECORD NIGHT AGAINST GEORGIA

NASHVILLE, Tenn. - Mikayla Blakes set the Vanderbilt women's basketball freshman record for most points scored in a game, as the guard registered 36 points in a 108-82 victory over Georgia to open SEC play.

Blakes broke the program's freshman single-game scoring record with her 36-point performance against the Lady Bulldogs. The previous record stood for over 42 years, set by Barbara Brackman's 34 points against Tennessee on Feb. 26, 1982, during the first season that the NCAA sponsored women's basketball. Blakes' 36 points against Georgia are the most points scored by a collegiate women's basketball freshman at the NCAA Division I level this season.

With the win, Vanderbilt improves to 1-0 in SEC play, as the Dores win their conference opener in back-to-back seasons for the first time since the 2012-13 and 2013-14 campaigns. The Commodores also move to 14-1 overall on the year, as Vanderbilt has won 14 of its first 15 games to open back-to-back seasons for the first time in school history. The victory over Georgia pushes Vanderbilt's home winning streak to 11 games dating back to last season.

Blakes returned to the double-figure scoring column after a one-game absence, as she registered her first game scoring 30 or more points at the collegiate level. The guard also set the school record for the most games with 20-plus points at a freshman, as Blakes scored over 20 points for the ninth time this season. The Somerset, New Jersey, native shot 45 percent from the floor (9-of-20), dished out five assists, and did not have a turnover in 33 minutes of action. She also matched her career-high in 3-point field goals made with five.

Sophomore Khamil Pierre extended her double-digit scoring streak to 17 games with a 28-game point effort. She is now tied with Chantelle Anderson (2000-01) and Zuzi Klimesova (2000-01) for the sixth-longest scoring streak by a Commodore since 1999-00. It is also the forward's 10th game this season with 20 or more points.

Graduate Jordyn Oliver collected her first double-double at Vanderbilt as the Prosper, Texas, native dished out a career-high 11 assists to go along with 10 rebounds. Oliver is the first Commodore since 1999-00 to post a double-double via assists and rebounds, while she is the sixth SEC player to accomplish the feat since the turn of the century.

Vanderbilt scored over 100 points in its SEC opener for the first time in school history. It is also the sixth SEC game that the Commodores have posted 100-plus points. The last time Vandy put 100 or more points on an SEC opponent in regulation was March 2, 2007, in a 105-77 win over Florida. It is the fifth time the Dores have registered 100-plus points in a game this season, tying with the 1994-95 and 1985-86 teams for the most 100-point games in a single campaign in school history.

The Commodores shot 47.9 percent from the floor against the Lady Bulldogs, while they hit 11 3-point field goals. Vanderbilt forced Georgia into 17 turnovers, which turned into 26 points for the Dores. Vandy shot 44.0 percent from behind the arc and hit 11 3-point field goals.

BOX SCORE

Box score for Game 15: Vanderbilt vs. Georgia. Lists player names, minutes, and statistics for FG, 3PT, FT, Rebounds, Fouls, TP, AS, TO, ST, Blocks, and Shooting by Period.

Box score for Game 15: Vanderbilt vs. Georgia. Lists player names, minutes, and statistics for FG, 3PT, FT, Rebounds, Fouls, TP, AS, TO, ST, Blocks, and Shooting by Period.

Summary statistics for Game 15: Biggest lead, Best Scoring Run, Lead Changes, Times Tied, Time with Lead.

INDIVIDUAL LEADERS

Individual leaders for Game 15: Points (Mikayla Blakes - 36 pts), Rebounds (Jordyn Oliver - 10 reb), Assists (Mikayla Blakes - 5 ast), Steals (Ayana Mitchell - 2 stl), Blocks (Ayana Mitchell - 2 blk).

GAME RECAPS

GAME 16 Vanderbilt vs. 16/16 Kentucky

	1	2	3	4	TOTAL
UK	23	23	23	19	88
V	13	18	24	15	70

DATE Jan. 5, 2025 **SITE** Memorial Gymnasium (Nashville, Tenn.)

TIPOFF 2:00 p.m. **END** 3:47 p.m. **ELAPSED** 1:47
ATTENDANCE 8,501

DORES FALL TO WILDCATS

NASHVILLE, Tenn. - The Vanderbilt women's basketball team dropped its first SEC contest of the 2024-25 season Sunday afternoon, as the Commodores fell 96-78 to No. 16-ranked Kentucky at Memorial Gym.

Freshman Mikayla Blakes led the way for the Dores with a game-high 24 points. The guard recorded her 10th contest with 20 or more points this season, the most collected by a Vanderbilt freshman in program history. The Somerset, New Jersey, native hit three 3-point field goals and collected a team-best three steals against the Wildcats.

Sophomore Khamil Pierre posted a double-double for the 11th time this season, as the forward scored 19 points and pulled down 11 rebounds. Pierre matched her career high in assists with five. The forward's 19 points extend her double-digit scoring streak to 18 games. It is the sixth-longest double-figure scoring streak by a Commodore since 1999-00.

Senior Iyana Moore registered a season-high 17 points for the second time this season, which she first accomplished vs. Michigan State on Nov. 27. The guard drilled a team-best five 3-point field goals. Graduate Jordyn Oliver nearly pulled down double-digit rebounds for the second-straight contest with nine caroms on Sunday.

The loss snaps Vandy's 11-game home winning streak dating back to last season. The Commodores fall to 14-2 overall on the year and now stand at 1-1 in SEC play.

The Dores couldn't overcome a hot-shooting Wildcat team, as Kentucky posted a 54.1 percent success rate from the floor and hit 15 3-pointers. Vanderbilt shot 36.5 percent from the floor and forced double-digit turnovers for the 16th-straight game. Despite being outrebounded 41-39 overall, the Commodores were able to post a 19-9 edge over Kentucky on the offensive glass, which led to a 26-9 advantage in second change points for the Dores.

BOX SCORE

NO. Name	Min	FG	3P	FT	Rebounds	Fouls	TP	AS	TO	ST	Blocks	+/-	Shooting By Period		
													%	pts	
7 Teanna Key	17:43	5-8	2-3	2-4	12	5	7	1	0	2	1	0	18	1st FG%: 5.0	1st FT%: 50.0
32 Amelia Hassett	30:38	7-11	6-10	2-2	9	4	0	0	0	0	0	0	18	2nd FG%: 6.0	2nd FT%: 75.0
13 Clara Strack	37:45	6-10	1-2	4-6	11	15	3	1	3	3	0	0	18	3rd FG%: 9.0	3rd FT%: 50.0
3 Georgia Amore	38:58	8-18	5-10	5-5	6	2	3	5	24	4	0	0	18	4th FG%: 5.0	4th FT%: 50.0
10 Dacia Lawrence	38:49	6-10	3-5	2-3	0	1	1	2	1	0	0	0	15	5th FG%: 5.0	5th FT%: 50.0
17 Clara Silva	13:12	1-1	0-0	0-0	4	0	0	0	2	1	0	0	15	6th FG%: 5.0	6th FT%: 50.0
2 Sarah Tyler	04:22	0-0	0-0	0-0	0	0	0	0	1	0	0	0	15	7th FG%: 5.0	7th FT%: 50.0
4 Lexi Blue	03:06	0-1	0-0	0-0	0	0	0	0	0	0	0	0	15	8th FG%: 5.0	8th FT%: 50.0
5 Cassidy Rowe	08:28	0-1	0-1	0-0	1	0	1	0	1	0	0	0	15	9th FG%: 5.0	9th FT%: 50.0
Team		36-61	15-31	15-20	9	32	41	19	20	10	4	1	18	10th FG%: 5.0	10th FT%: 50.0
Totals		36-61	15-31	15-20	9	32	41	19	20	10	4	1	18	11th FG%: 5.0	11th FT%: 50.0

NO. Name	Min	FG	3P	FT	Rebounds	Fouls	TP	AS	TO	ST	Blocks	+/-	Shooting By Period		
													%	pts	
10 Jane Nwabia	15:20	1-5	1-3	2-4	3	1	4	3	3	0	0	0	11	1st FG%: 1.0	1st FT%: 50.0
12 Khamil Pierre	37:21	8-22	0-1	3-4	5	6	11	4	19	5	0	0	11	2nd FG%: 6.0	2nd FT%: 75.0
1 Mikayla Blakes	35:34	9-22	3-11	3-4	1	5	4	4	24	0	4	1	11	3rd FG%: 9.0	3rd FT%: 50.0
11 Jordyn Oliver	28:18	2-8	1-3	1-1	3	6	2	2	5	3	0	0	10	4th FG%: 5.0	4th FT%: 50.0
23 Iyana Moore	36:28	5-16	1-3	2-2	1	2	4	1	17	2	2	0	10	5th FG%: 5.0	5th FT%: 50.0
4 Madison Greene	12:80	0-1	0-0	0-0	2	1	0	0	0	0	0	0	14	6th FG%: 5.0	6th FT%: 50.0
14 Ayana Mitchell	09:04	1-1	0-0	0-0	2	1	0	2	4	0	0	0	10	7th FG%: 5.0	7th FT%: 50.0
Team		27-74	9-30	15-20	19	30	20	18	78	11	13	1	10	8th FG%: 5.0	8th FT%: 50.0
Totals		27-74	9-30	15-20	19	30	20	18	78	11	13	1	10	9th FG%: 5.0	9th FT%: 50.0

Biggest lead	KENT VANDY		Points from Turnovers	1st	2nd	3rd	4th	TOT
	1st	2nd						
Biggest lead	21	(6:23-8:11)	7	1	1	1	1	4
Best Scoring Run	6	(1:17-2:00)	6	0	0	0	0	6
Lead Changes	2		2	0	0	0	0	2
Times Tied	0		6	5	5	5	5	7
Time with Lead	39:04	(0:21)	4	7	0	0	0	7

INDIVIDUAL LEADERS

Points	Mikayla Blakes - 24 pts Khamil Pierre - 19 pts	Georgia Amore - 24 pts Amelia Hassett - 20 pts
Rebounds	Khamil Pierre - 11 reb Jordyn Oliver - 9 reb	Clara Strack - 15 reb Amelia Hassett - 9 reb
Assists	Khamil Pierre - 5 ast Jordyn Oliver - 3 ast	Georgia Amore - 9 ast Amelia Hassett - 5 ast
Steals	Mikayla Blakes - 3 stl I. Moore/J. Oliver - 1 stl	Dacia Lawrence - 2 stl T. Key/C. Rowe - 1 stl
Blocks	Mikayla Blakes - 1 blk	Clara Strack - 2 blk T. Key/C. Silva - 1 blk

GAME 17 Vanderbilt at Ole Miss

	1	2	3	4	TOTAL
V	11	14	12	22	59
Ole Miss	17	27	27	16	87

DATE Jan. 9, 2025 **SITE** SJB Pavilion at Ole Miss (Oxford, Miss.)

TIPOFF 5:00 p.m. **END** 6:51 p.m. **ELAPSED** 1:51
ATTENDANCE 3,825

COLD NIGHT IN OXFORD

OXFORD, Miss. - The Vanderbilt women's basketball team fell at Ole Miss, 87-59, in its first road SEC contest of the 2024-25 season.

Senior Iyana Moore moved into a tie for ninth place on Vanderbilt's all-time 3-point field goals made list in the loss, as she has now made 173 career 3-pointers to equal Paige Redman's (1995-99) career total. Moore is six 3-pointers away from moving into a tie with Michelle Palmisano (1995-97) for eighth on the list. The senior had 14 points against the Rebels to also extend her double-digit scoring streak to 10 games.

Sophomore Khamil Pierre pushed her double-figure scoring streak to 19 games, as the 6-2 forward registered 11 points in the loss. Pierre's 19-game double-digit scoring streak is the longest by a Commodore since 2013-14 and is tied for the fourth-longest streak since 1999-00.

Freshman Mikayla Blakes registered double-digit points for the 16th game this season with a team-best 19 points at Ole Miss. Blakes has now scored double figures in each of her last three games, while she has tallied double-digit points in all but one game this season.

The Dores fall to 14-3 overall on the year, while Vandy now stands at 1-2 in SEC play. Ole Miss improves to 11-4 and 2-1 in league games. The loss snaps Vanderbilt's seven-game winning streak in true road games, which dates back to the 2023-24 campaign.

For the second-straight game, an opponent started hot from the floor against the Commodores, as Ole Miss hit 54.4 percent of its shots from the floor in the first half. Mississippi's hot shooting and defensive pressure allowed the Rebels to jump out to a double-digit early that they would never relinquish.

Vanderbilt shot 43.4 percent from the floor in the loss, while Ole Miss posted a 52.4 percent field goal percentage. The Rebels forced Vandy into a season-high 23 turnovers, while the Commodores turned over Mississippi a total of 18 times.

BOX SCORE

NO. Name	Min	FG	3P	FT	Rebounds	Fouls	TP	AS	TO	ST	Blocks	+/-	Shooting By Period		
													%	pts	
10 Jane Nwabia	10:43	1-1	0-0	0-0	0	0	0	0	0	0	0	0	17	1st FG%: 2.0	1st FT%: 50.0
12 Khamil Pierre	25:36	5-12	0-0	1-3	2	3	4	1	11	0	2	1	10	2nd FG%: 6.0	2nd FT%: 50.0
1 Mikayla Blakes	36:11	8-16	2-7	1-2	1	4	3	1	19	2	5	1	10	3rd FG%: 5.0	3rd FT%: 50.0
11 Jordyn Oliver	32:40	0-2	0-0	0-0	1	2	3	0	6	2	1	0	10	4th FG%: 0.0	4th FT%: 0.0
23 Iyana Moore	37:52	5-13	2-7	2-2	0	4	0	3	14	2	3	0	10	5th FG%: 4.0	5th FT%: 100.0
5 Leiani Kapinus	17:07	1-2	0-0	0-1	1	2	3	2	0	0	0	0	10	6th FG%: 5.0	6th FT%: 50.0
14 Ayana Mitchell	12:10	1-1	0-0	0-0	2	3	1	0	2	1	1	0	10	7th FG%: 0.0	7th FT%: 0.0
4 Madison Greene	20:22	0-5	0-2	0-0	1	2	1	0	9	4	3	0	10	8th FG%: 0.0	8th FT%: 0.0
13 Justine Pisset	04:09	0-1	0-0	0-0	0	0	0	0	1	0	0	0	10	9th FG%: 0.0	9th FT%: 0.0
30 Trinity Wilson	02:40	0-0	0-0	0-0	0	0	1	0	0	0	0	0	10	10th FG%: 0.0	10th FT%: 0.0
Team		23-53	4-17	9-14	7	19	20	13	70	11	13	1	10	11th FG%: 5.0	11th FT%: 50.0
Totals		23-53	4-17	9-14	7	19	20	13	70	11	13	1	10	12th FG%: 5.0	12th FT%: 50.0

NO. Name	Min	FG	3P	FT	Rebounds	Fouls	TP	AS	TO	ST	Blocks	+/-	Shooting By Period		
													%	pts	
7 Star Jacobs	19:47	4-6	0-0	2-2	2	4	3	1	10	0	2	0	8	1st FG%: 1.5	1st FT%: 20.0
24 Madison Scott	17:21	5-8	0-0	0-0	2	3	5	1	10	0	0	0	8	2nd FG%: 2.0	2nd FT%: 100.0
0 Sira Thienou	02:47	1-0	1-3	1-2	1	3	4	2	16	4	2	0	8	3rd FG%: 11.0	3rd FT%: 50.0
2 Tameiya Sadler	08:03	3-7	2-5	2-2	4	4	2	10	2	2	0	0	8	4th FG%: 4.0	4th FT%: 50.0
3 Kennedy Todd Williams	34:17	7-13	5-7	6-6	2	4	6	1	25	7	2	0	8	5th FG%: 11.0	5th FT%: 100.0
20 Ayana Thompson	11:53	0-4	0-4	0-0	0	0	0	0	0	0	0	0	8	6th FG%: 0.0	6th FT%: 0.0
1 Kirstan Deans	17:26	2-4	1-3	0-0	2	2	2	5	1	3	1	0	8	7th FG%: 2.0	7th FT%: 33.3
33 Kharaysia Richardson	14:46	3-6	0-0	1-1	2	2	4	3	7	0	0	0	8	8th FG%: 9.0	8th FT%: 100.0
12 Christeen Ivieba	04:10	0-2	0-0	0-0	1	1	1	4	0	0	0	0	8	9th FG%: 7.0	9th FT%: 33.3
13 Mariyah Noel	01:55	0-1	0-0	0-0	0	0	0	0	0	0	0	0	8	10th FG%: 0.0	10th FT%: 0.0
35 Rhenna Collins	01:55	0-1	0-0	0-0	0	0	0	0	0	0	0	0	8	11th FG%: 0.0	11th FT%: 0.0
11 Fatu Diop	01:42	0-0	0-0	0-0	0	0	0	0	0	0	0	0	8	12th FG%: 0.0	12th FT%: 0.0
Team		33-63	9-22	12-14	11	25	36	13	67	22	12	0	8	13th FG%: 5.0	13th FT%: 100.0
Totals		33-63	9-22	12-14	11	25	36	13	67	22	12	0	8	14th FG%: 5.0	14th FT%: 100.0

Biggest lead	VU OM		Points from Turnovers	1st	2nd	3rd	4th	TOT
	1st	2nd						
Biggest lead	0	(11:00-10:05)	3	0	0	0	0	3
Best Scoring Run	6	(4:41-6:31)	6	0	0	0	0	6
Lead Changes	0		3	3	3	3	3	9
Times Tied	0		7	10	10	10	10	10
Time with Lead	00:00	(0:24)	13	10	10	10	10	10

INDIVIDUAL LEADERS

Points	Mikayla Blakes - 19 pts Iyana Moore - 14 pts	Kennedy Todd Williams - 25 pts Sira Thienou - 16 pts
Rebounds	Mikayla Blakes - 5 reb Iyana Moore - 4 reb	Kennedy Todd Williams - 6 reb Madison Scott - 4 reb
Assists	Jordyn Oliver - 6 ast Madison Greene - 4 ast	Three Tied w/ 7 ast Sira Thienou - 4 ast
Steals	Three Tied w/ 2 stl Three Tied w	



GAME RECAPS

GAME 19 Vanderbilt vs. 15/15 Tennessee

Scoreboard table for Game 19: Vanderbilt vs. Tennessee. Vanderbilt 70, Tennessee 71.

DATE Jan. 19, 2025 SITE Memorial Gymnasium (Nashville, Tenn.)

TIPOFF 2:00 p.m. END 4:11 p.m. ELAPSED 2:11
ATTENDANCE 8,299

DORES OUTLAST LADY VOLUNTEERS

NASHVILLE, Tenn. - A putback from freshman Mikayla Blakes with 0.8 seconds left on the clock lifted the Vanderbilt women's basketball team to a thrilling 71-70 victory over No. 15/15-ranked Tennessee at Memorial Gymnasium on Sunday afternoon.

The Dores trailed Tennessee 70-69 with 4.9 seconds remaining in the contest. Vanderbilt called a timeout to advance the ball.

Out of the break, sophomore Khamil Pierre drove down the lane with a defender on her hip and went up for a layup with 2.7 seconds left on the clock. The ball rimmed out and found the hands of Blakes, who perfectly timed her jump over a Tennessee defender to corral the rebound. In one swift motion, the freshman glided through the air and gently tipped the ball back into the basket to give the Commodores the 1-point victory over their in-state rivals.

Blakes scored a game-high 23 points in the victory over the No. 15-ranked Lady Vols. Pierre also had a 20-plus point performance against Tennessee, as she registered 21 points. Pierre's 21-point effort on Sunday pushed her double-digit scoring streak to 21 games. Senior Iyana Moore extended her double-digit scoring streak to a career-best 12 games with a 17-point effort. Moore also hit a game-best three 3-point field goals on Sunday.

Vanderbilt's victory over the No. 15/15-ranked Lady Vols marks the Commodores' first win against a ranked team since knocking off No. 15/21-ranked Florida, 63-59, back on Feb. 24, 2022, at Memorial Gymnasium. It is also the second time the Dores have beaten a ranked opponent in the Ralph era.

Sunday's win marked the 900th victory for the Vanderbilt women's basketball program. The Commodores end their current three-game losing streak as Vanderbilt improves to 15-4 overall and 2-3 in SEC play. Vandy also snaps its eight-game skid against Tennessee. The last time the Dores collected a win over the Lady Volunteers came on Feb. 28, 2019, with a 76-69 victory in Knoxville. Vanderbilt also posted its first win over Tennessee in Memorial Gym since the 2013-14 campaign when the Commodores won, 74-63, on Jan. 12, 2014.

The Dores shot 37.1 percent from the field and 31.6 percent from behind the arc. Each team hit six 3-pointers in the game, as Vanderbilt limited Tennessee to half of what the Lady Vols average per game this season. Vandy forced the Lady Volunteers into 10 turnovers, which led to a 13-10 edge in points off turnovers for the Dores. Vanderbilt also came up clutch at the free throw line on Sunday, as the Dores went 19-22 from the charity stripe.

BOX SCORE

Box score for Game 19: Vanderbilt vs. Tennessee. Includes player names, minutes, points, rebounds, assists, steals, and blocks.

Summary statistics for Game 19: Shooting by Period, Team Totals, and Technical Fouls.

Box score for Game 20: Vanderbilt vs. Arkansas. Includes player names, minutes, points, rebounds, assists, steals, and blocks.

Summary statistics for Game 20: Shooting by Period, Team Totals, and Technical Fouls.

Comparison table between Tennessee and Vanderbilt for Game 19.

INDIVIDUAL LEADERS

Individual leaders for Game 19: Mikayla Blakes - 23 pts, Khamil Pierre - 21 pts, Iyana Moore - 17 pts, etc.

GAME 20 Vanderbilt vs. Arkansas

Scoreboard table for Game 20: Vanderbilt vs. Arkansas. Vanderbilt 101, Arkansas 60.

DATE Jan. 23, 2025 SITE Memorial Gymnasium (Nashville, Tenn.)

TIPOFF 6:30 p.m. END 8:16 p.m. ELAPSED 1:46
ATTENDANCE 3,500

DORES HOG-TIE ARKANSAS

NASHVILLE, Tenn. - The Vanderbilt women's basketball team got off to a fast start against Arkansas on Thursday at Memorial Gymnasium, as the Commodores led wire-to-wire in a 101-60 win over the Razorbacks.

The Dores broke the century mark for the sixth time this season to set a program record for most games with 100-plus points. Meanwhile, the 41-point victory was Vanderbilt's largest margin of victory vs. an SEC team in the Shea Ralph era, and it is the widest margin of victory vs. a conference opponent since a 92-41 win over Mississippi State on Jan. 3, 2013.

Vanderbilt was paced by five double-digit scorers, led by freshman Mikayla Blakes' 24-point performance. Sophomore Khamil Pierre had a 20-point performance, while senior Iyana Moore tallied 18 points. Graduate student Jane Nwaba tallied a season-high 13 points and hit a season-high three 3-pointers, while sophomore Madison Greene contributed 10 points off the bench.

With the win, Vanderbilt improves to 16-4 overall, while the Dores are now an even 3-3 in SEC play. The loss drops Arkansas to 8-13 on the year and 1-5 in league play.

Blakes, the reign USBWA Tamika Catching National Freshman of the Week and the NCAA.com Player of the Week, registered her 12th game of the season with 20 or more points, which leads all freshmen nationally. The guard's 24 points vs. Arkansas extends her double-digit scoring streak to six games. Additionally, Blakes scored 20-plus points for the fourth time over the course of her first six career SEC games.

Pierre's 20-point performance against Arkansas pushed her double-digit scoring streak to 22 games. It is the longest streak by a Dore since Carla Thomas' 29-game stretch during the 2006-07 campaign. The 6-2 forward nearly posted a double-double as she pulled down a game-high nine rebounds.

It is the 11th time this season that Blakes and Pierre have scored 20-plus points in the same game. Their performance against Arkansas also marked the 12th time that both players scored 20 or more points in a game this season.

Vanderbilt collected 17 steals vs. the Razorbacks, marking the ninth game this season that the Dores have posted 15 or more steals in a game. Graduate Leilani Kapinus collected a game-high six steals, while Pierre added four of her own.

The Commodores shot 56.5 percent from the floor and matched their season high with 13 made 3-point field goals. Vandy held Arkansas to an even 40.0 percent field goal percentage. The Dores forced the Razorbacks into 26 turnovers, which led to a 40-13 edge in points off turnovers for Vandy.

BOX SCORE

Box score for Game 20: Vanderbilt vs. Arkansas. Includes player names, minutes, points, rebounds, assists, steals, and blocks.

GAME 21 Vanderbilt at 15/15 Alabama

Scoreboard table for Game 21: Vanderbilt vs. Alabama. Vanderbilt 66, Alabama 64.

DATE Jan. 26, 2025 SITE Coleman Coliseum (Tuscaloosa, Ala.)

TIPOFF 1:00 p.m. END 2:54 p.m. ELAPSED 1:54
ATTENDANCE 2,712

DORES ROLL NO. 19 ALABAMA

TUSCALOOSA, Ala. - Freshman Mikayla Blakes scored 33 points to help the Vanderbilt women's basketball team collect a 66-64 win at No. 19/19-ranked Alabama on Sunday afternoon.

Blakes, the reigning USBWA Tamika Catching National Freshman of the Week, put on a show in front of the award's namesake, who was calling the game on SEC Network. Her 33-point performance marked the second time this season that Blakes has scored 30 or more points in a game, joining Barbara Brackman (1981-82) as the only Vanderbilt freshmen to register 30-plus points in multiples games in a season. The Somerset, New Jersey, native came up clutch in the second half, as Blakes scored 19 points over the final two quarters to help Vanderbilt erase a nine-point deficit in the third quarter.

With the win, Vanderbilt improves to 17-4 overall and 4-3 in SEC play. The Commodores collected their second victory over a ranked opponent this season. It is the first time since 2015-16 that the Dores have collected multiple wins over ranked foes in a season. The victory also snaps Vanderbilt's 10-game losing streak to Alabama. It is Vandy's first road win over a top-25 opponent since knocking off No. 24 Missouri, 56-52, on Feb. 28, 2016.

It was a back-and-forth contest on Sunday, which featured eight lead changes and five ties. The Commodores trailed the Crimson Tide 41-32 halfway through the third quarter, but Vanderbilt closed the frame on a 10-0 run to take a 42-41 lead into the fourth quarter.

The Dores pushed their lead to six points in the opening minutes of the fourth, but the No. 19-ranked team in the nation got back and tied the game at 60-60 with two minutes left on the clock. Blakes went on a personal 5-0 run from that point to give Vanderbilt a 65-60 advantage with 59 seconds left. An Alabama 3-point field goal made it a 65-63 affair with 41 seconds remaining.

With Vanderbilt leading by two, the Crimson Tide decided to play defense rather than extend the game at the free throw line. Vandy got two offensive rebounds on its final possession before Blakes went to the line, where she would go 1-of-2 to make it a 66-63 contest. Alabama also went 1-for-2 at the charity stripe on the ensuing possession, as Vandy called a timeout to advance the ball with three seconds left, holding a 66-64 lead. Vanderbilt turned over the inbound pass, however, Alabama was unable to get a shot off in time, as the Commodores secured the two-point victory.

Sophomore Khamil Pierre posted her 12th double-double of the season with a 12-point, 14-rebound effort. Pierre's 12-point outing extended her double-digit scoring streak to 23 games dating back to last season.

Vanderbilt shot 33.8 percent from the floor, while Alabama shot 51.9 percent. The Commodores held a 39-36 edge on the glass and collected 20 offensive rebounds. Vandy forced the Crimson Tide into 23 turnovers, which led to a 30-15 edge in points off turnovers for the Dores.

BOX SCORE

Box score for Game 21: Vanderbilt vs. Alabama. Includes player names, minutes, points, rebounds, assists, steals, and blocks.

Comparison table between Alabama and Vanderbilt for Game 21.

GAME RECAPS



GAME 22 23/23 Vanderbilt at Florida

	1	2	3	4	TOTAL
V	19	27	27	26	99
F	16	10	30	30	86

DATE Jan. 30, 2025 **SITE** Exactech Arena (Gainesville, Fla.)

TIPOFF 6:00 p.m. **END** 7:57 p.m. **ELAPSED** 1:57
ATTENDANCE 1,709

ANOTHER RECORD-SETTING PERFORMANCE
GAINESVILLE, Fla. - Mikayla Blakes rewrote the NCAA women's basketball record book once again on Thursday at Florida, as the Vanderbilt women's basketball standout broke the NCAA true freshman record for most points scored in a game with a 53-point performance to lead the No. 23/23-ranked Commodores to a 99-86 road win.

Blakes' 53 points are the most scored in a game by a first-year player at the NCAA Division I level, breaking JuJu Watkins' NCAA true freshman single-game scoring record of 51 points, set by the Southern California standout last season. Blakes was one point short of setting the NCAA Division I single-game women's basketball freshman scoring record, held by Delaware's Elena Delle Donne, who scored 54 points in a contest as a redshirt freshman in 2009-10. Delle Donne spent her first season as a NCAA student-athlete on Delaware's volleyball team before playing four seasons of women's basketball for the Blue Hens.

Blakes is the only Division I player — men's or women's — to score at least 50 points in a game this season. Additionally, she set both the SEC and the Vanderbilt women's basketball single-game scoring records. The freshman broke Jocelyn Penn's (LSU) SEC single-game record of 51 points scored on Jan. 4, 2003, against Stetson. Blakes also surpassed Khamil Pierre's previous school record of 42 points, which was set on Dec. 17 vs. Evansville.

Blakes previously set the Vanderbilt freshman record with 36 points vs. Georgia in her SEC debut on Jan. 3. Coupled with her 33-point performance at No. 19 Alabama last Sunday, Blakes is the first Vanderbilt freshman in school history to have back-to-back games with 30-plus points. The guard is also the first SEC freshman to have a 40-plus-point performance since Mikayla Williams' 42 points vs. Kent State on Nov. 14, 2023.

The 13-point victory over the Gators extends Vanderbilt's winning streak to four games, as the Commodores improve to 18-4 overall and 5-3 in SEC play. It is the first time that Vandy has won four-consecutive SEC games since the 2013-14 season.

The Vanderbilt victory marks the first time in 10 seasons that Vanderbilt has won at Florida. The last Vandy victory in Gainesville came on Feb. 9, 2015, when the Dores posted a 76-75 win in overtime.

Senior Iyana Moore scored 22 points against the Gators. It is the 14th time over the last 15 games that Moore has scored double-digit points. Sophomore Khamil Pierre pulled down 11 rebounds but had her 23-game double-digit scoring streak snapped with a 3-point performance.

The Dores shot 53.1 percent from the floor on Thursday and made 11 3-pointers. Vanderbilt forced the Gators into 18 turnovers, which led to a 31-14 edge in points off turnovers. Vandy collected 11 steals against Florida, as the Commodores collected 10 or more steals for the third-straight game.

BOX SCORE

NO. Name	FG		SP		FT	Rebounds		Fouls		TP	AS	TO	ST	Blocks	+/-	Shooting By Period		
	Min	FG	SP	Reb		Fouls	1st	2nd	3rd									
10 Jhane Nwabia	F	08:00	0-1	0-1	0-0	1	1	0	0	0	0	0	0	0	2	3PT: 0-1 (25.0%)	FT: 0-0 (0.0%)	GM FGM: 1-1 (100.0%)
12 Khamil Pierre	F	22:30	1-10	1-11	0-2	4	1	3	2	3	2	3	0	0	13	3PT: 1-1 (100.0%)	FT: 0-2 (0.0%)	GM FGM: 1-11 (9.1%)
11 Mikayla Blakes	G	26:29	16-24	9-16	1-1	2	3	12	4	5	2	3	0	0	13	3PT: 8-12 (66.7%)	FT: 0-1 (0.0%)	GM FGM: 16-24 (66.7%)
11 Jordyn Oliver	G	26:27	2-4	2-2	0-0	4	1	0	0	1	0	0	0	0	0	3PT: 2-4 (50.0%)	FT: 0-0 (0.0%)	GM FGM: 2-4 (50.0%)
23 Iyana Moore	F	22:05	8-16	3-7	3-4	3	4	2	2	2	0	0	0	0	13	3PT: 2-2 (100.0%)	FT: 2-2 (100.0%)	GM FGM: 8-16 (50.0%)
4 Madison Greene	F	19:16	2-3	1-1	0-0	0	2	2	3	0	0	1	0	0	1	3PT: 0-1 (0.0%)	FT: 0-0 (0.0%)	GM FGM: 2-3 (66.7%)
14 Ayana Mitchell	F	17:30	1-1	0-0	1-1	2	0	2	1	2	0	0	0	0	14	3PT: 1-1 (100.0%)	FT: 0-0 (0.0%)	GM FGM: 1-1 (100.0%)
5 Leilani Kapinus	F	21:03	1-1	0-0	0-0	2	2	1	0	0	0	0	0	0	10	3PT: 1-1 (100.0%)	FT: 0-0 (0.0%)	GM FGM: 1-1 (100.0%)
13 Justine Pissott	G	10:33	3-4	1-2	0-0	1	1	0	0	1	0	0	0	0	1	3PT: 3-4 (75.0%)	FT: 0-0 (0.0%)	GM FGM: 3-4 (75.0%)
Team																		
Totals		34:64	11-21	20-25	12-22	34	22	99	17	15	11	3	0	0	13			

MISS		VANDY		Points from		MISS/VANDY		Period by Period Scoring			
Biggest lead	23 (3rd 5:00)	4 (1st 4:45)	1 (1st 1:24)	Paint	21	6	MISSED	10	25	26	99
Best Scoring Run	13 (2nd 7:23)	11 (1st 2:43)	5 (2nd 3:30)	Fast Breaks	13	9	1	1	2	1	1
Lead Changes	3	1	0	Fast Breaks	13	9					
Times Tied	0	0	0	Bench	17	9					
Time with Lead	33:28	04:39									

INDIVIDUAL LEADERS

Points	VANDY		FLORIDA	
	Points	Reb	Points	Reb
Mikayla Blakes - 53 pts	11	11	Ra Shaya Kyle - 23 pts	14
Iyana Moore - 22 pts	11	11	Liv McGill - 20 pts	14
Khamil Pierre - 11 reb	11	11	Ra Shaya Kyle - 12 reb	14
Iyana Moore - 7 reb	11	11	Jeriah Warren - 7 reb	14
Iyana Moore - 6 ast	11	11	Liv McGill - 4 ast	14
Jordyn Oliver - 4 ast	11	11	Four Tied w/ 3 ast	14
M. Blakes/K. Pierre - 3 stl	11	11	Liv McGill - 3 stl	14
Leilani Kapinus - 2 stl	11	11	Ervy Kindred - 2 stl	14
Aiyana Mitchell - 3 blk	11	11	No Blocks Recorded	14

GAME 23 23/23 Vanderbilt vs. Ole Miss

	1	2	3	4	TOTAL
Ch Miss	12	20	25	19	76
V	11	10	20	20	61

DATE Feb. 2, 2025 **SITE** Memorial Gymnasium (Nashville, Tenn.)

TIPOFF 2:00 p.m. **END** 3:44 p.m. **ELAPSED** 1:44
ATTENDANCE 6,021

DORES STREAK COMES TO AN END
GAINESVILLE, Fla. - The No. 23/23-ranked Vanderbilt women's basketball team had its four-game winning streak come to an end on Sunday, as the Commodores dropped a 76-61 decision to Ole Miss (RV-) at Memorial Gymnasium.

The Commodores fell victim to a hot-shooting Ole Miss team for the second time in 24 days, as the Rebels shot 54.2 percent from the field on Sunday. A pair of elongated runs by Mississippi put the game out of reach. An 18-6 run in the second quarter turned a one-point Ole Miss lead into a 13-point advantage before halftime. Vanderbilt cut its deficit to single digits early in the third quarter at 36-27, but a 10-2 spurts by the Rebels extended their lead back out to double figures for the remainder of the contest.

With the loss, Vanderbilt's four-game win streak comes to an end. It was Vandy's longest stretch of consecutive SEC wins since the 2011-12 campaign. The Commodores are now 18-5 overall and 5-4 in league games.

No. 23 Vandy had a pair of double-digit scorers on Sunday, led by sophomore Khamil Pierre's 24 points. The 6-2 forward shot 61.8 percent (11-of-18) from the field and pulled down a team-high seven rebounds. Her 24-point performance marks the 24th time over the last 25 games that Pierre has scored double-digits.

Mikayla Blakes followed her record-setting 53-point performance on Thursday at Florida with a 16-point effort against Ole Miss. Blakes, who was battling flu trouble in the first half and only played in 10 minutes over the first two quarters, scored 13 of her points over the final two quarters. The freshman extends her double-digit scoring streak to nine games, as Blakes averaged 34.5 points per game over a pair of contests this week.

Senior Iyana Moore rounded out the group of double-digit scorers for the Dores with 10 points. It was the eighth time that Moore has tallied double figures in nine SEC games.

The Commodores shot 46.9 percent from the field on Sunday. The Rebels outbounded Vanderbilt 32-23, which led to a 21-5 edge in second-chance points for Ole Miss.

BOX SCORE

NO. Name	FG		SP		FT	Rebounds		Fouls		TP	AS	TO	ST	Blocks	+/-	Shooting By Period		
	Min	FG	SP	Reb		Fouls	1st	2nd	3rd									
7 Starr Jacobs	F	34:36	12-13	0-0	0-2	5	5	10	4	3	24	0	2	0	3	3PT: 4-4 (100.0%)	FT: 0-2 (0.0%)	GM FGM: 12-13 (92.3%)
34 Madison Scott	F	38:29	7-11	0-0	2-3	3	6	3	2	16	3	3	1	2	19	3PT: 0-0 (0.0%)	FT: 2-3 (66.7%)	GM FGM: 7-11 (63.6%)
9 Sora Trianou	G	15:34	2-5	0-1	2-2	1	2	3	1	1	1	0	0	4	4	3PT: 2-5 (40.0%)	FT: 2-2 (100.0%)	GM FGM: 2-5 (40.0%)
2 Tameya Sadler	G	31:52	3-6	1-2	0-0	1	1	2	2	2	7	3	1	0	0	3PT: 3-6 (50.0%)	FT: 0-0 (0.0%)	GM FGM: 3-6 (50.0%)
3 Kennedy Todd-Williams	G	34:21	2-11	0-3	4-4	1	2	3	1	4	3	3	2	1	10	3PT: 2-2 (100.0%)	FT: 4-4 (100.0%)	GM FGM: 2-11 (18.2%)
20 Ayana Thompson	F	20:26	1-1	0-0	0-0	1	1	1	0	0	0	0	0	0	0	3PT: 1-1 (100.0%)	FT: 0-0 (0.0%)	GM FGM: 1-1 (100.0%)
1 Kirsten Deans	F	15:59	4-5	0-0	0-1	3	3	4	2	8	3	1	0	0	18	3PT: 4-4 (100.0%)	FT: 0-1 (0.0%)	GM FGM: 4-5 (80.0%)
12 Christian Mwata	F	09:33	1-1	0-0	0-0	0	0	0	0	0	0	1	1	0	3	3PT: 1-1 (100.0%)	FT: 0-0 (0.0%)	GM FGM: 1-1 (100.0%)
13 Mariyah Noel	F	00:33	0-0	0-0	0-0	0	0	0	0	0	0	0	0	0	0	3PT: 0-0 (0.0%)	FT: 0-0 (0.0%)	GM FGM: 0-0 (0.0%)
Team																		
Totals		32:59	21-32	10-14	13-32	15	17	32	15	15	14	5	2	15	15			

MISS		VANDY		Points from		MISS/VANDY		Period by Period Scoring			
Biggest lead <td>21 (1st 4:45)</td> <td>1 (1st 1:24)</td> <td>Paint</td> <td>21</td> <td>6</td> <td>MISSED</td> <td>12</td> <td>20</td> <td>25</td> <td>19</td> <td>76</td>	21 (1st 4:45)	1 (1st 1:24)	Paint	21	6	MISSED	12	20	25	19	76
Best Scoring Run	6 (2nd 5:49)	5 (2nd 3:30)	Fast Breaks	10	8	1	1	2	1	1	1
Lead Changes	2	0	Fast Breaks	10	8						
Times Tied	2	0	Bench	15	8						
Time with Lead	37:30	00:44									

INDIVIDUAL LEADERS

Points	VANDY		OLE MISS	
	Points	Reb	Points	Reb
Khamil Pierre - 24 pts	11	11	Starr Jacobs - 23 pts	14
Mikayla Blakes - 16 pts	11	11	Madison Scott - 16 pts	14
Khamil Pierre - 7 reb	11	11	Starr Jacobs - 10 reb	14
Iyana Moore - 4 reb	11	11	Madison Scott - 6 reb	14
Jordyn Oliver - 3 ast	11	11	Three Tied w/ 3 ast	14
Justine Pissott - 2 ast	11	11	Kirstem Deans - 2 ast	14
J. Oliver/K. Pierre - 3 stl	11	11	S. Jacobs/K. Todd-Williams - 3 stl	14
3 Tied w/1 stl	11	11	5 Tied w/ 1 stl	14
M. Blakes/K. Pierre - 1 blk	11	11	M. Scott/K. Todd-Williams - 2 blk	14
	11	11	Mariyah Noel - 1 blk	14

GAME 24 24/24 Vanderbilt at 4/6 Texas

	1	2	3	4	TOTAL
V	10	15	25	16	66
T	21	17	25	24	87

DATE Feb. 6, 2025 **SITE** Moody Center (Austin, Texas)

TIPOFF 8:00 p.m. **END** 10:04 p.m. **ELAPSED** 2:04
ATTENDANCE 7,079

TEXAS DROUGHT

AUSTIN, Texas - The No. 24/24-ranked Vanderbilt women's basketball team dropped an 87-66 decision on Thursday night at No. 4/6 Texas.

Sophomore Khamil Pierre and freshman Mikayla Blakes each had a 20-plus-point performance against the Longhorns. Pierre registered a team-high 26 points, while Blakes added 22 points. It is the 12th time this season that Pierre and Blakes have scored 20-plus points in the same game.

Pierre scored 20-plus points for the second-straight contest, as she had 24 points her last time out vs. Ole Miss. It is the 14th game that the 6-2 forward has scored 20 or more points in a game this season, while Pierre has now scored 10-plus points in 25 of her last 26 games dating back to last season. The sophomore added a team-high seven rebounds, five of which were offensive caroms. It is the sixth SEC game this season that Pierre has scored 20 or more points.

Blakes, the three-time reigning USBWA Tamika Catchings Freshman of the Week, has now registered 20 or more points in seven SEC games. The guard also extended her double-digit scoring streak to 10 games. It is Blakes' 15th game this season scoring 20 or more points.

Graduate student Jordyn Oliver dished out a team-high four assists and collected a team-best four steals in her return to her home state. It is the 16th time this season that Oliver has handed out three or more assists.

With the loss, No. 24/24 Vanderbilt falls to 18-6 overall and is now an even 5-5 in SEC play. Meanwhile, No. 4/6 Texas improves to 23-2 and 9-1 in league play.

Vanderbilt ran into a hot-shooting Longhorn squad, as Texas shot 52.8 percent from the floor. Texas made 69.2 percent of its shots from behind the arc, as the No. 4/6-ranked team in the country made nine 3-pointers. The Commodores shot 38.6 percent from the floor and outbounded Texas, 33-30. Vandy's advantage on the glass led to a 21-13 edge in second-chance points for Vandy. Texas led for 37 minutes of game time on Thursday.

BOX SCORE

NO. Name	FG		SP		FT	Rebounds		Fouls		TP	AS	TO	ST	Blocks	+/-	Shooting By Period		
	Min	FG	SP	Reb		Fouls	1st	2nd	3rd									
10 Jhane Nwabia	F	18:15	0-4	0-1	2-4	2	3	1	2	2	0	1	0	0	1	3PT: 0-1 (0.0%)	FT: 2-4 (50.0%)	GM FGM: 0-4 (0.0%)
32 Khamil Pierre	F	38:07	10-25	5-9	1-2	5	8	17	4	5	26	0	1	0	2	3PT: 1-2 (50.0%)	FT: 1-2 (50.0%)	GM FGM: 10-25 (40.0%)
11 Mikayla Blakes	G	33:38	8-14	0-2	6-6	2	4	4	4	22	3	0	2	0	16	3PT: 6-12 (50.0%)	FT: 0-2 (0.0%)	GM FGM: 8-14 (57.1%)
11 Jordyn Oliver	G	30:02	0-1	0-0	1-2	1	1	2	5	2	4	3	0	0	15	3PT: 0-		

GAME RECAPS

GAME 25 Vanderbilt vs. Mississippi St.

	1	2	3	4	OT	TOT	TOTAL
<i>State</i>	9	20	21	15	7	13	85
V	19	12	17	17	7	5	77

DATE Feb. 13, 2025 **SITE** Memorial Gymnasium (Nashville, Tenn.)

TIPOFF 8:00 p.m. **END** 10:35 p.m. **ELAPSED** 2:35
ATTENDANCE 3,577

DOERS FALL IN DOUBLE OVERTIME

NASHVILLE, Tenn. – The Vanderbilt women's basketball team dropped an 85-77 decision to Mississippi State on Thursday in the first double overtime game at Memorial Gymnasium in over 35 years.

In a tight battle featuring 13 lead changes and 12 ties, it was Mississippi State outscoring Vanderbilt, 13-5 in the second overtime period to finally pull away from the Commodores. It's the first double overtime contest for Vandy under head coach Shea Ralph, while it was the ninth double overtime game in program history. Additionally, it was the first double overtime game at Memorial Gym since the 1989-90 season, when the Doers dropped a 96-93 decision to Auburn on Jan. 20, 1990.

With the loss, Vanderbilt extends its losing streak to three games. The Commodores are now 18-7 overall and 5-6 in SEC play. Mississippi State improves to 18-8 and 5-7 in league games.

Sophomore Khamil Pierre registered her 13th double-double of the season with a 24-point, 12-rebound effort against the Bulldogs. Pierre has scored 20-plus points in three-straight contests. Her 24-point performance marks the 26th time over the last 27 games that the 6-2 forward score registered double-digit points.

Pierre led a quartet of double-digit scorers for the Commodores. Sophomore Madison Greene came off the bench and hit four 3-point field goals en route to a 17-point performance. It is the ninth time this season that Greene has scored 10-plus points in a reserve role.

Freshman Mikayla Blakes filled up the stat sheet against the Bulldogs. The six-time SEC Freshman of the Week registered 33 points, pulled down a career-high nine rebounds, collected five steals, and dished out four assists. Senior Iyana Moore tallied 10 points and handed out a season-best five assists.

The Commodores shot 37.2 percent from the floor against MSU, while the Bulldogs posted a 38.9 percent field goal percentage. Mississippi State outbounded Vanderbilt, 65-43, led by Madina Okot's 23-rebound performance. MSU outscored Vandy 66-30 in the paint and held a 24-9 edge in second chance points.

BOX SCORE

MS	ST	YANDY	Points from	MS	ST	YANDY	Turnovers	MS	ST	YANDY	Period by Period Scoring
1	2	3	4	OT	TOT	1	2	3	4	OT	TOT
9	20	21	15	7	13	85	17	25	17	22	15
19	12	17	17	7	5	77	6	30	12	15	11

MS	ST	YANDY	Points from	MS	ST	YANDY	Turnovers	MS	ST	YANDY	Period by Period Scoring
1	2	3	4	OT	TOT	1	2	3	4	OT	TOT
9	20	21	15	7	13	85	17	25	17	22	15
19	12	17	17	7	5	77	6	30	12	15	11

MS	ST	YANDY	Points from	MS	ST	YANDY	Turnovers	MS	ST	YANDY	Period by Period Scoring
1	2	3	4	OT	TOT	1	2	3	4	OT	TOT
9	20	21	15	7	13	85	17	25	17	22	15
19	12	17	17	7	5	77	6	30	12	15	11

INDIVIDUAL LEADERS

Points	Rebounds	Assists	Steals	Blocks
Khamil Pierre - 24 pts	Khamil Pierre - 12 reb	Iyana Moore - 5 ast	Mikayla Blakes - 5 stl	Aiyana Mitchell - 2 blk
Madina Okot - 21 pts	Mikayla Blakes - 9 reb	Denim DeShields - 4 ast	A. Mitchell/I. Moore - 3 stl	L. Kapinus/J. Oliver - 1 blk
Jerkaila Jordan - 21 pts	Quanirah Montague - 12 reb	Madina Okot - 3 ast	Madina Okot - 4 stl	Madina Okot - 2 blk
Denim DeShields - 17 pts	Denim DeShields - 12 reb	Denim DeShields - 3 ast	Denim DeShields - 3 stl	Madina Okot - 2 blk
				D. DeShields/D. Powe - 1 blk

GAME 26 Vanderbilt at Auburn

	1	2	3	4	OT	TOTAL
V	17	22	17	28	14	98
A	18	24	22	20	4	88

DATE Feb. 16, 2025 **SITE** Neville Arena (Auburn, Ala.)

TIPOFF 3:00 p.m. **END** 5:18 p.m. **ELAPSED** 2:18
ATTENDANCE 4,353

BREAKING RECORDS AGAIN

AUBURN, Ala. – Mikayla Blakes rewrote the NCAA record book once again Sunday afternoon, as she broke the NCAA freshman single-game scoring record with 55 points in a 98-88 overtime win at Auburn on Sunday afternoon.

Blake, who previously set the NCAA true freshman scoring record with 53 points at Florida on Jan. 30, broke Delaware's Elena Dela Donne's NCAA freshman scoring record of 54 points she scored as a redshirt freshman back during the 2019-20 season. Blakes is the first freshman since the turn of the century to record two 50-plus point performances in the same season, while she is the fourth NCAA Division I player to accomplish the feat since 1999-00.

The win ends Vanderbilt's three-game skid, as the Commodores are now 19-7 overall and 6-6 in SEC play. Auburn moves to 12-14 on the year and now stands at 3-10 in league play.

Vanderbilt overcame its second-largest deficit in the second half since the turn of the century by erasing a 15-point Auburn lead late in the fourth quarter. It was two points shy of the largest comeback this century for the Doers, which came on March 7, 2004, when the Commodores completed a 17-point comeback against Georgia.

Blakes shot 53.6 percent from the field, going 15-of-28 from the floor. The freshman from Somerset, New Jersey, went 23-of-24 from the free throw line, as she made her first 23 free throw attempts. The guard dished out a team-high five assists and added five rebounds and three steals to her stat line.

Additionally, Blakes' 55 points at Auburn broke her own SEC single-game scoring record of 53 points set at Florida on Jan. 30. The 55 points also set the Neville Arena single-game scoring record for either a men's or women's basketball player.

The Commodores trailed the Tigers by 15 points at 74-59 with 6:55 remaining in the game. Vanderbilt went on a 20-5 run from there to pull even with Auburn at 79-79 with 5:55 left in the contest. The Tigers regained an 81-79 advantage with a pair of free throws with 32 seconds remaining. Vandy was called for an offensive foul on the ensuing possession with 12 seconds left, and Auburn went 1-of-2 from the line to push its lead to three points.

Vanderbilt made it a one-possession game with a pair of free throws from Blakes, but Auburn answered with a couple of free throws to go back up 84-81 with seven seconds left. Blakes was fouled on an overtime game-tying 3-pointer with 0.9 seconds left in regulation and hit all three free throws to send the game into potential at 84-84.

Vandy used the momentum built in the fourth quarter to outscore Auburn 14-4 in overtime to score the 10-point, come-from-behind victory over the Tigers. Blakes' made a pair of free throws with 17 seconds left to set the NCAA freshman single-game scoring record. The guard scored 30 points combined in the fourth quarter and overtime.

Blakes' 55 points pushed her double-digit scoring streak to 12 games. It was her fourth 30-plus point performance of the year, all of which have come in SEC play. Additionally, it was Blakes' 16th game scoring 20 or more points, a mark that leads all NCAA Division I freshmen this season.

Sophomore Khamil Pierre registered double-digit points for the fourth-straight game with a 19-point performance. The 6-2 forward has now scored double-digit points in 27 of her last 28 games dating back to last season.

The Commodores shot 50.8 percent from the floor in the win, while connecting on 33.3 percent of their shots from behind the arc. Vanderbilt forced Auburn into 15 turnovers which led to a 21-13 edge in second chance points for the Doers. Vandy won the rebounding battle, 33-31, led by sophomore Aiyana Mitchell's career-high seven rebounds.

BOX SCORE

NO.	Name	Min	FG	SP	FT	Rebounds	Fouls	TP	AS	TO	ST	BS	Blocks	Shooting %	FT %
10	Jane Nabava	15:14	0-1	0-0	0-0	1	2	3	0	1	0	0	0	0.0	0.0
12	Khamil Pierre	35:58	8-18	9-0	3-4	3	4	3	19	0	0	0	1	33.3	75.0
1	Mikayla Blakes	45:00	15-28	2-7	20-24	2	3	5	4	15	6	5	2	53.6	83.3
11	Jordyn Oliver	35:26	2-6	0-0	2-2	4	3	0	4	1	0	0	0	33.3	50.0
23	Iyana Moore	19:09	1-4	0-2	0-0	1	2	3	0	2	1	0	0	25.0	0.0
4	Madison Greene	25:34	2-6	1-3	1-2	2	1	6	1	2	2	0	0	33.3	66.7
5	Leilani Kapinus	21:54	1-1	0-0	2-2	2	3	1	4	2	1	0	0	14.3	50.0
14	Aiyana Mitchell	21:02	1-1	0-0	1-6	7	3	0	2	1	1	4	0	30.0	0.0
13	Justine Pissott	10:41	0-3	2-3	0-0	0	0	1	1	0	0	0	0	0.0	0.0
Totals 130:00 51-93 25-32 10-23 33 22 25 113 15 5 10															

NO.	Name	Min	FG	SP	FT	Rebounds	Fouls	TP	AS	TO	ST	BS	Blocks	Shooting %	FT %
1	Celia Sumbane	31:11	3-5	0-1	2-2	1	2	3	5	3	2	1	0	60.0	100.0
5	De'Yona Gaston	19:24	8-11	0-0	7-8	1	2	3	3	9	0	0	0	72.7	100.0
14	Taylor Collins	18:53	2-6	0-0	2-4	2	5	7	0	4	0	0	0	33.3	0.0
9	Yuting Deng	42:22	11-26	6-10	1-1	1	8	9	4	3	2	0	0	42.3	50.0
12	Mar'haun Bostic	37:34	4-6	1-1	5-6	1	2	4	14	11	9	3	1	71.4	100.0
11	Syrilah Daniels	21:54	2-7	0-3	0-0	1	2	3	4	0	3	0	0	28.6	0.0
7	Yakyla Milton	11:19	1-2	0-0	0-0	1	0	1	0	2	0	0	0	50.0	0.0
2	Jordan Hunter	07:28	0-1	0-1	0-0	0	0	0	0	0	0	0	0	0.0	0.0
20	Oyendembu Alakobawa	04:57	1-1	0-0	0-0	1	2	3	0	0	0	0	0	100.0	0.0
Totals 33:64 51-93 17-21 9 22 31 23 22 8 21 18 5 5 10															

Biggest lead	Best Scoring Run	Lead Changes	Times Tied	Time with Lead
11 (1st OT: 1:08)	26 (4th: 6:55)	5	3	05:20
15 (1st OT: 0:56)	10 (1st: 0:56)	17	25	18: 22
11 (2nd: 2:36)	8 (1st: 4:47)	24	9	15 17 8
12	24	9	18	12 17 15 7 13 85
15	8	18	15	19 22 22

INDIVIDUAL LEADERS

Points	Rebounds	Assists	Steals	Blocks
Mikayla Blakes - 55 pts	Mikayla Blakes - 7 reb	Mikayla Blakes - 5 ast	Mikayla Blakes - 3 stl	Aiyana Mitchell - 4 blk
Khamil Pierre - 19 pts	Aiyana Mitchell - 7 reb	Jordyn Oliver - 4 ast	Mikayla Blakes - 6 stl	Leilani Kapinus - 1 blk
Aiyana Mitchell - 7 reb	Mikayla Blakes - 5 reb	Mar'Shaun Bostic - 11 ast	Jordyn Oliver - 3 stl	M. Bostic/C. Sumbane - 1 blk
Yuting Deng - 27 pts	Yuting Deng - 9 reb	Three Tied w/ 3 ast	Mar'Shaun Bostic - 3 stl	Taylor Collins - 3 blk
De'Yona Gaston - 25 pts	Yuting Deng - 9 reb	Three Tied w/ 3 ast	Mar'Shaun Bostic - 3 stl	Taylor Collins - 3 blk
De'Yona Gaston - 25 pts	Taylor Collins - 7 reb	Three Tied w/ 3 ast	Celia Sumbane - 2 stl	

GAME 27 Vanderbilt at 16/16 Oklahoma

	1	2	3	4	TOTAL
V	13	24	17	27	81
O	21	22	34	24	101

DATE Feb. 20, 2025 **SITE** Lloyd Noble Center (Norman, Okla.)

TIPOFF 6:00 p.m. **END** 7:58 p.m. **ELAPSED** 1:58
ATTENDANCE 4,073

COLD NIGHT IN NORMAN

NORMAN, Okla. – Freshman Mikayla Blakes recorded her fifth 30-plus point game of the season at No. 16/16-ranked Oklahoma, but the Vanderbilt women's basketball team dropped a 101-81 decision at Lloyd Noble Center.

Blakes registered a game-high 34 points against the No. 16 Sooners. The freshman hit a career-high seven 3-pointers, pulled down four rebounds and dished out three assists on the night. It was Blakes' fifth outing this season with 30-plus points, which is tied for the fourth-most by a player in NCAA Division I this season and leads all freshmen nationally. The guard also extends her double-digit scoring streak to 13 games, which matches her career-long streak of 13 games to open the 2024-25 season.

No. 16 Oklahoma used a 19-3 run to close the third quarter to turn a four-point Commodore deficit into a 25-point Sooner lead going into the night's final frame. Oklahoma outscored Vandy 34-17 in the third stanza.

With the loss, Vanderbilt falls to 19-8 on the year and 6-7 in SEC play. The No. 16-ranked Sooners improved to 20-6 and 8-5 in league play.

Sophomore Khamil Pierre registered 11 points to push her double-figure scoring streak to five games with an 11-point performance. Pierre has now scored 10-plus points in 28 of her last 29 games dating back to last season.

Vanderbilt hit a season-high 14 shots from behind the arc on Thursday. It is the third game this season that Vandy has made 13 or more 3-point field goals in a game. The Commodores shot 46.7 percent from behind the arc on the night.

The Doers posted a 35.3 percent field goal percentage, while Oklahoma shot 52.2 percent from the floor. A total of 26 3-pointers were made between the two teams on Thursday, as the Sooners shot 40 percent from behind the arc compared to Vandy's 46.7 percent. Oklahoma outbounded Vanderbilt, 54-29, and held an 18-7 edge in second chance points. The Doers did win the turnover battle, 22-14, and outscored the Sooners 21-9 in points off turnovers.

NO.	Name	Min	FG	SP	FT	Rebounds	Fouls	TP	AS	TO	ST	BS	Blocks	Shooting %	FT %
10	Jane Nabava	18:15	2-3	2-2	0-0	0	2	2	1	0	1	2	0	0.0	0.0
12	Khamil Pierre	38:16	3-14	0-2	5-8	2	2	4	6	11	4	2	0	21.4	50.0
1	Mikayla Blakes	37:19	9-22	7-12	9-10	2	2	4	3	11	3	4	1	40.9	66.7
11	Jordyn Oliver	28:32	3-7	0-0	2-2	2	4	2	2	8	2	0	0	42.9	100.0
23	Iyana Moore	14:19	1-5	1-4	0-0	1	1	2	0	3	2	1	0	20.0	0.0
5	Leilani Kapinus	23:27	1-5	1-2	0-0	1	3	4	3	2	1	2	0	20.0	0.0
4	Madison Greene	20:06	1-2	0-1	2-2	1	2	3	1	4	1	0	0	50.0	100.0
14	Aiyana Mitchell	33:01	0-2	0-2	0-0	1	1	1	4	11	0	2	1	0.0	0.0
13	Justine Pissott	19:41	3-7	2-6	1-2	0	1	2	1	2	1	0	0	42.9	50.0
2	Jada Brown	01:00	0-0	0-0	0-0	0	0	0	0	0	0	0	0	0.0	0.0
24	Aga Makarew	01:10	1-1	1-1	0-0	0	0	0	0	0	0	0	0	100.0	0.0
Totals 24:68 14-30 19-26 10 19 23 25 24 8 11 14 13 0 4 20															

NO.	Name	Min	FG	SP	FT	Rebounds	F
-----	------	-----	----	----	----	----------	---