



VANDERBILT

WOMEN'S BASKETBALL

2024-25 GAME NOTES • GAME 26 • at AUBURN

2024-25 SCHEDULE

Overall: 18-7 | SEC: 5-6

Home: 12-3 | Away: 5-3 | Neutral: 1-1

NET Ranking: 22 | Streak: L-3

NOVEMBER (7-1)

| | | | |
|----|---|------|--------|
| 4 | Lipscomb | Win | 102-50 |
| 8 | Austin Peay | Win | 93-37 |
| 14 | at South Florida | Win | 62-49 |
| 17 | Butler | Win | 81-52 |
| 20 | Hampton | Win | 94-45 |
| 22 | Samford | Win | 104-59 |
| 26 | vs. Arizona [^] | Win | 71-60 |
| 27 | vs. (RV/RV) Michigan State [^] | Loss | 70-78 |

DECEMBER (6-0)

| | | | |
|----|-----------------------|-----|--------|
| 1 | Appalachian State | Win | 94-40 |
| 4 | at Miami [#] | Win | 88-70 |
| 14 | Evansville | Win | 106-40 |
| 19 | at Dayton | Win | 80-66 |
| 21 | West Georgia | Win | 103-68 |
| 29 | Alabama A&M | Win | 93-64 |

JANUARY (5-3)

| | | | |
|----|----------------------|------|--------|
| 2 | Georgia* | Win | 108-82 |
| 5 | #16/16 Kentucky* | Loss | 78-96 |
| 9 | at (RV/RV) Ole Miss* | Loss | 59-87 |
| 11 | at #5/4 LSU* | Loss | 77-83 |
| 19 | #15/15 Tennessee* | Win | 71-70 |
| 23 | Arkansas* | Win | 101-60 |
| 26 | at #19/19 Alabama* | Win | 66-64 |
| 30 | at Florida* | Win | 99-86 |

FEBRUARY (0-3)

| | | | |
|----|--------------------|-----------|--------------|
| 2 | Ole Miss* | Loss | 61-76 |
| 6 | at #4/6 Texas* | Loss | 66-87 |
| 13 | Mississippi State* | Loss | 77-85 (2OT) |
| 16 | at Auburn* | 3 p.m. | SEC Network |
| 20 | at Oklahoma* | 6 p.m. | SEC Network+ |
| 23 | South Carolina* | 2 p.m. | SEC Network+ |
| 27 | Texas A&M* | 6:30 p.m. | SEC Network+ |

MARCH (0-0)

| | | | |
|-----|----------------|--------|--------------|
| 2 | at Missouri* | 2 p.m. | SEC Network+ |
| 6-9 | SEC Tournament | TBD | TBD |

All times Central • Home games in bold • Neutral games in italics

*SEC game • ^Acricure Classic (Palm Springs, Calif.) • #SEC/ACC Challenge • %SEC Tournament

Rankings: AP/Coaches • All games times and dates are subject to change

GAME 26

**RV/RV VANDERBILT** (18-7, 5-6 SEC)
at **AUBURN** (12-13, 3-9 SEC)**SUNDAY, FEB. 16**
3 p.m. CT**AUBURN, ALA.**
Neville Arena (9,121)**SEC NETWORK**

Brenda VanLengen (Play-By-Play) • Anne O'Neil (Analyst)

**94.9 THE FAN**

Vanderbilt Athletics App • Jake Lyman

STARTING FIVE

>> Vanderbilt hits the road seeking to end to its current three-game losing streak. The Dores are coming off an 85-77 double overtime loss to Mississippi State on Thursday at Memorial Gymnasium. Vandy holds an 18-7 overall record and a 5-6 mark in SEC play.

>> The Commodores are 5-3 in true road games this season. Vanderbilt has won two of its last three SEC road games, picking up wins at No. 19 Alabama (66-64) on Jan. 26 and at Florida (99-86) on Jan. 30. The Dores dropped their last road contest back on Feb 6, falling at No. 4/6 Texas 87-66.

>> The Dores head to Auburn coming off their first double overtime game since the 2010-11 season. Thursday's double overtime loss to Mississippi State marked the ninth double overtime contest in program history. It was also the first time Vanderbilt went to double overtime at Memorial Gym in over 35 years. Additionally, it was the first double overtime game at Memorial Gym since the 1989-90 season, when the Dores dropped a 96-93 decision to Auburn on Jan. 20, 1990.

>> Sunday will be the 57th meeting between the Commodores and Tigers. Vandy holds the all-time series lead at 31-25 against Auburn. The Dores are 2-1 vs. the Tigers under head coach Shea Ralph, which includes last season's 53-50 victory at Memorial Gym.

>> Vanderbilt is 10-12 all-time against the Tigers in Auburn, Alabama. The Commodores have dropped each of the last four games at Auburn. Vandy's last road win at Auburn came on Jan. 9, 2014, when the Commodores posted a 74-65 victory.



TEAM COMPARISON

| | | |
|------|-----------------------------|-------|
| 18-7 | Overall Record | 12-13 |
| 5-6 | SEC Record | 3-9 |
| 84.2 | Points Per Game | 68.7 |
| 66.2 | Opp. Per Game | 63.2 |
| 45.5 | Field Goal Pct. | 44.6 |
| 42.4 | Opp. Field Goal Pct. | 42.9 |
| 32.6 | 3-Point Pct. | 33.2 |
| 28.8 | Opp. 3-Point Pct. | 33.0 |
| 77.7 | Free Throw Pct. | 67.8 |
| 39.4 | Rebounds Per Game | 73.0 |
| +3.1 | Rebounding Margin | +1.8 |
| 16.7 | Assists Per Game | 14.1 |
| 14.0 | Turnovers Per Game | 16.9 |
| 12.5 | Steals Per Game | 9.0 |
| 3.0 | Blocks Per Game | 3.1 |

SERIES HISTORY

| | |
|-----------------------------------|---|
| Games: | 56 |
| Vanderbilt Series Record: | 31-25 |
| Games in Nashville: | 16-9 |
| Games in Auburn: | 10-12 |
| Neutral Site Games: | 5-4 |
| First Meeting: | March 4, 1978 in Starkville, Miss, Auburn, 64-82 |
| Last Meeting: | Jan. 18, 2024 in Nashville, Vanderbilt, 53-50 |
| Last Vandy Win: | Jan. 18, 2024 in Nashville, Vanderbilt, 53-50 |
| Last Vandy Loss: | Feb. 26, 2023 in Auburn, Ala, 76-78 |
| Last Home Win: | Jan. 18, 2024, 53-50 |
| Last Road Win: | Jan. 9, 2014, 74-65 |
| Last Neutral Win: | March 8, 2009 in Little Rock, Ark., 61-54 |
| Last Home Loss: | Jan. 17, 2019, 70-72 |
| Last Road Loss: | Feb. 26, 2023, 76-78 |
| Last Neutral Loss: | March 4, 2020 in Greenville, S.C., 67-77 |
| vs. Auburn under Ralph: | 2-1 |
| Current Vanderbilt Streak: | W-1 |

LAST FIVE GAMES

| Date | Location | Vandy Result | Score |
|----------|------------------|--------------|-------|
| 01.18.24 | Nashville | Win | 53-50 |
| 02.26.23 | Auburn | Loss | 76-78 |
| 01.30.22 | Nashville | Win | 81-66 |
| 03.04.20 | Greenville, S.C. | Loss | 67-77 |
| 02.02.20 | Auburn | Loss | 62-70 |

PROJECTED STARTERS

**1****MIKAYLA BLAKES**G • 5-8 • Fr.
Somerset, N.J.
Rutgers Prep HSPoints • 21.8
FG% • 46.2
3PPFG% • 32.1
Boards • 3.3
Assists • 3.0
Steals • 2.5**10****JANE NWABARA**G • 5-10 • Fr.
Carlson, Calif.
PepperdinePoints • 4.9
FG% • 46.3
3PPFG% • 37.1
Boards • 2.4
Assists • 1.0
Ast/TO • 1.5**11****JORDYN OLIVER**G • 5-10 • Fr.
Prosper, Texas
Duke • BaylorPoints • 3.8
FG% • 45.3
FT% • 76.9
Boards • 4.8
Assists • 3.8
Ast/TO • 2.5**12****KHAMIL PIERRE**F • 6-2 • So.
Phoenix, Ariz.
Perry HSPoints • 21.3
FG% • 37.5
FT% • 66.9
Boards • 10.1
Assists • 2.0
Steals • 3.0**23****IYANA MOORE**G • 5-8 • Sr.
Milwaukee, Wis.
Blackman HSPoints • 13.3
FG% • 37.5
FT% • 83.3
3PPFG% • 34.4
3PPFG PG • 2.3
Assists • 2.6



ROSTER BREAKDOWN

CLASS

GRADUATE (3): Leilani Kapinus, Jane Nwaba, Jordyn Oliver

SENIOR (2): Iyana Moore, Sacha Washington

JUNIOR (2): Jada Brown, Justine Pissott

SOPHOMORE (4): Madison Greene, Aga Makurat, Aiyana Mitchell, Khamil Pierre

FRESHMAN (2): Mikayla Blakes, Trinity Wilson, Monique Williams*

POSITION

FORWARD (6): Aiyana Mitchell, Jane Nwaba, Khamil Pierre, Justine Pissott, Sacha Washington, Trinity Wilson, Monique Williams*

GUARD (8): Mikayla Blakes, Jada Brown, Madison Greene, Leilani Kapinus, Aga Makurat, Iyana Moore, Jordyn Oliver, Justine Pissott

HOME STATE/COUNTRY

NEW JERSEY (2): Mikayla Blakes, Justine Pissott

WISCONSIN (2): Leilani Kapinus, Iyana Moore

CALIFORNIA (1): Jane Nwaba

GEORGIA (1): Sacha Washington

ARIZONA (1): Khamil Pierre

ARKANSAS (1): Jada Brown

AUSTRALIA (1): Monique Williams*

COLORADO (1): Aiyana Mitchell

MINNESOTA (1): Trinity Wilson

OHIO (1): Madison Greene

POLAND (1): Aga Makurat

TEXAS (1): Jordyn Oliver

*Early enrollee, will begin collegiate career in '25-26

COACHES & STAFF

HEAD COACH: SHEA RALPH • 4TH SEASON

ASSOCIATE HEAD COACH: TOM GARRICK • 4TH SEASON

ASSISTANT COACH: ASHLEY EARLEY • 4TH SEASON

ASSISTANT COACH: KEVIN DEMILLE • 4TH SEASON

AST. COACH/AST. DIR. OF OPS: ERIC MUNDINGER • 3RD SEASON

CHIEF OF STAFF/EXECUTIVE DIR. OF OPS: CHRIS BRANN • 4TH SEASON

DIR. OF INTERNAL OPS./ON-CAMPUS RECRUITING COORD: KOKO NELSON • 4TH SEASON

DIR. OF STRENGTH & CONDITIONING: JENA READY • 1ST SEASON

SENIOR ASSO. ATHLETIC TRAINER: ALLISON SHEPHERD • 4TH SEASON

DIR. OF CREATIVE CONTENT: LEAH DUSTERHOFT • 4TH SEASON

DIR. OF SPECIAL PROJECTS & ATHLETIC CULTURE: YVONNE HAWKINS • 1ST SEASON

DIR. OF PLAYER ENGAGEMENT & INFLUENCE: AUDREY MONTGOMERY • 1ST SEASON

VIDEO COORDINATOR: JT OREM • 1ST SEASON

SPORTS INFORMATION DIRECTOR: CHRIS CASKEY • 2ND SEASON



FRONT ROW (L-R) JANE NWABA, LEILANI KAPINUS, MADISON GREENE, JORDYN OLIVER, IYANA MOORE, JADA BROWN, MIKAYLA BLAKES
BACK ROW (L-R) SACHA WASHINGTON, MONIQUE WILLIAMS, AGA MAKURAT, KHAMIL PIERRE, AIYANA MITCHELL, JUSTINE PISSOTT, TRINITY WILSON

2024-25 ROSTER

| No. | Name | POS | HT | YR | EXP | Hometown (Previous School) |
|-----|-------------------|-----|------|-----|-----|---|
| 1 | Mikayla Blakes | G | 5-8 | Fr. | HS | Somerset, N.J. (Rutgers Prep) |
| 2 | Jada Brown | G | 5-8 | Jr. | 2V | Bentonville, Ark. (Bentonville HS) |
| 4 | Madison Greene | G | 5-6 | So. | 1V | Columbus, Ohio (Pickerington Central HS) |
| 5 | Leilani Kapinus | G | 5-10 | Gr. | TR | Madison, Wis. (Penn State) |
| 10 | Jane Nwaba | F | 5-10 | Gr. | TR | Carson, Calif. (Pepperdine) |
| 11 | Jordyn Oliver | G | 5-10 | Gr. | 1V | Prosper, Texas (Duke) |
| 12 | Khamil Pierre | F | 6-2 | So. | 1V | Phoenix, Ariz. (Perry HS) |
| 13 | Justine Pissott | G/F | 6-4 | Jr. | 1V | Toms River, N.J. (Tennessee) |
| 14 | Aiyana Mitchell | F | 6-4 | So. | 1V | Colorado Springs, Colo. (Fountain-Fort Carson HS) |
| 23 | Iyana Moore | G | 5-8 | Sr. | 2V | Milwaukee, Wis. (Blackman HS) |
| 24 | Aga Makurat | G | 6-2 | So. | 1V | Sierakowice, Poland (Sopocka Akademia Tenisowa) |
| 30 | Trinity Wilson | F | 6-3 | Fr. | HS | Lakeville, Minn. (Lakeville North HS) |
| 35 | Sacha Washington | F | 6-2 | Sr. | 3V | Lawrenceville, Ga. (Collins Hill HS) |
| - - | Monique Williams* | F | 6-3 | Fr. | HS | Perth, Australia (Willeton Senior HS) |

*Early enrollee, will begin collegiate career in '25-26

COACHING STAFF

HEAD COACH: Shea Ralph - 4th Season - UConn '01

ASSOCIATE HEAD COACH: Tom Garrick - 4th Season - Rhode Island '88

ASSISTANT COACH: Ashley Earley - 4th Season - Vanderbilt '05

ASSISTANT COACH: Kevin DeMille - 4th Season - UConn '13

ASSISTANT COACH/AST. DIRECTOR OF OPERATIONS: Eric Munding - 3rd Season - Memphis '20

PRONUNCIATION

JADA BROWN: (Jay-Duh)

LEILANI KAPINUS: (LAY-lawn-EE, Cap-n-IS)

AGA MAKURAT: (Ah-gah, Mock-ew-Rah)

AIYANA MITCHELL: (Eye-on-Uh)

IYANA MOORE: (Eye-on-Uh)

JANE NWABA: (Wah-Buh)

KHAMIL PIERRE: (KAH-Meel, Pea-Air)

JUSTINE PISSOTT: (Jus-TEEN, Pih-SOT)

SACHA WASHINGTON: (Sah-SHUH)

MONIQUE WILLIAMS: (Moh-NEEK)

SEC STANDINGS (AS OF FEB. 15, 2025)

| Team | SEC | Record | Streak |
|---------------------------|------------|-------------|------------|
| 3/3 Texas | 11-1 | 25-2 | W-9 |
| 4/4 South Carolina | 11-1 | 23-2 | W-1 |
| 5/5 LSU | 10-1 | 25-1 | W-5 |
| 11/13 Kentucky | 8-3 | 19-4 | L-2 |
| Ole Miss (RV/RV) | 8-4 | 17-7 | W-2 |
| 23/20 Alabama | 7-4 | 20-5 | W-3 |
| 15/17 Oklahoma | 6-5 | 18-6 | W-2 |
| Vanderbilt (RV/RV) | 5-6 | 18-7 | L-3 |
| 19/16 Tennessee | 5-6 | 18-6 | W-1 |
| Mississippi State | 5-7 | 18-8 | W-1 |
| Florida | 3-8 | 12-13 | L-2 |
| Texas A&M | 3-8 | 10-13 | L-5 |
| Auburn | 3-9 | 12-13 | L-2 |
| Missouri | 2-9 | 13-13 | W-2 |
| Georgia | 2-9 | 10-15 | W-1 |
| Arkansas | 2-10 | 9-18 | L-4 |

POLLS

Associated Press Top 25 as of Feb. 10

- | | |
|--------------------|----------------------|
| 1) UCLA (31) | 14) Kansas State |
| 2) Notre Dame | 15) Tennessee* |
| 3) Texas* | 16) Oklahoma* |
| 4) South Carolina* | 17) Maryland |
| 5) LSU* | 18) West Virginia |
| 6) Southern Cal | 19) Georgia Tech |
| 7) UConn | 20) Oklahoma State |
| 8) Kentucky* | 21) Alabama* |
| 9) Ohio State | 22) Michigan State* |
| 10) NC State | 23) Florida State |
| 11) TCU | 24) Creighton |
| 12) North Carolina | 25) Baylor |
| 13) Duke | *Vanderbilt Opponent |

Received Votes: California, Illinois, VANDERBILT, Utah, South Dakota State, Michigan, Richmond, Ole Miss*, Columbia, Harvard, Louisville, Grand Canyon

USA Today/WBCA Coaches Top 25 as of Feb. 11

- | | |
|--------------------|----------------------|
| 1) UCLA (31) | T-13) Kansas State |
| 2) Notre Dame | 15) Maryland |
| 3) Texas* | 16) Tennessee* |
| 4) South Carolina* | 17) Oklahoma* |
| 5) LSU* | 18) West Virginia |
| 6) Southern Cal | 19) Georgia Tech |
| 7) UConn | 20) Alabama* |
| 8) Ohio State | 21) Florida State |
| 9) TCU | 22) Michigan State* |
| 10) Duke | 23) Oklahoma State |
| 11) NC State | 24) South Dakota St. |
| 12) North Carolina | 25) Creighton |
| T-13) Kentucky* | *Vanderbilt Opponent |

Received Votes: Baylor, California, VANDERBILT, Ole Miss*, Utah, Richmond, Louisville, George Mason, Michigan, Florida Gulf Coast



TV/RADIO ROSTER



1 Mikayla Blakes
G // 5-8 // Fr.
Somerset, N.J.
Rutgers Prep HS



2 Jada Brown
G // 5-8 // Jr.
Bentonville, Ark.
Bentonville HS



4 Madison Greene
G // 5-6 // So.
Columbus, Ohio
Pickerington Central HS



5 Leilani Kapinus
G // 5-10 // Gr.
Madison, Wis.
Penn State
James Madison Memorial HS



10 Jane Nwaba
F // 5-10 // Gr.
Carson, Calif.
Pepperdine
Palisades Charter HS



11 Jordyn Oliver
G // 5-10 // Gr.
Prosper, Texas
Duke // Baylor
Prosper HS



12 Khamil Pierre
F // 6-2 // So.
Phoenix, Ariz.
Perry HS



13 Justine Pissott
G/F // 6-4 // Jr.
Toms River, N.J.
Tennessee
Red Bank Catholic HS



14 Aiyana Mitchell
F // 6-4 // So.
Colorado Springs, Colo.
Fountain-Fort Carson HS



23 Iyana Moore
G // 5-8 // Sr.
Milwaukee, Wis.
Blackman HS



24 Aga Makurat
G // 6-2 // So.
Sierakowice, Poland
Sopocka Akademia
Tenisowa



30 Trinity Wilson
F // 6-3 // Fr.
Lakeville, Minn.
Lakeville North HS



35 Sacha Washington
F // 6-2 // Sr.
Lawrenceville, Ga.
Lawrenceville HS



— Monique Williams
F // 6-3 // Fr.
Perth, Australia
Willeton Senior HS

COACHING STAFF




Shea Ralph
Head Coach
4th Season




Tom Garrick
Associate
Head Coach
4th Season



Ashley Earley
Assistant Coach
4th Season



Kevin DeMille
Assistant Coach
4th Season



Eric Munding
Assistant Coach
3rd Season



VANDERBILT WBB QUICK FACTS

HOME ARENA: MEMORIAL GYMNASIUM (14,316)
2023-24 RECORD: 23-10
2023-24 SEC RECORD: 9-7
POSTSEASON: 1-1 (NCAA FIRST ROUND)
LETTERWINNERS RETURNING/LOST: 9/4
STARTERS RETURNING/LOST: 5/1
NEWCOMERS: 4

THE UNIVERSITY

LOCATION: NASHVILLE, TENN.
AFFILIATION: NCAA DIVISION I
CONFERENCE: SOUTHEASTERN (SEC)
MASCOT: COMMODORES
COLORS: BLACK & GOLD
CHANCELLOR: DANIEL DIERMEIER
DIRECTOR OF ATHLETICS: CANDICE STOREY LEE
FACULTY ATHLETICS REP: TRACE WILGUS

PROGRAM HISTORY

ALL-TIME RECORD: 903-551 (.621)
ALL-TIME SEC RECORD: 270-279 (.493)
ALL-TIME SEC TOURNAMENT RECORD: 49-38 (.563)
SEC TOURNAMENT TITLES: 6 ('93, '95, '02, '04, '07, '09)
NCAA TOURNAMENT APPEARANCES: 28
NCAA TOURNAMENT RECORD: 40-28 (.588)
LAST NCAA TOURNAMENT APPEARANCE: 2024
LAST POSTSEASON APPEARANCE: 2024 (NCAA)

SOCIAL MEDIA

FACEBOOK: /VANDYWBB
INSTAGRAM: @VANDYWBB
X/TWITTER: @VANDYWBB
WEBSITE: VUCOMMODORES.COM

ATHLETIC COMMUNICATIONS

VANDERBILT WOMEN'S BASKETBALL SID: CHRIS CASKEY, 2ND SEASON
EMAIL: CHRIS.CASKEY@VANDERBILT.EDU
PHONE NUMBER: 606-207-7481
ASSOCIATE ATHLETIC DIRECTOR: BRIAN FREMUND



DORE NOTES

GAME COVERAGE

Sunday's contest at Auburn airs live on SEC Network with Brenda VanLengen and Anne O'Neil calling the action. Fans can listen to Jake Lyman locally on 94.9 The Fan and the Vanderbilt Commodores app outside of Nashville.

NET RANKING

Vanderbilt enters Sunday holding a NET ranking of 22. The Commodores came in at No. 7 in the first NET ranking of the 2024-25 season, the highest NET ranking in program history. The NET is an evaluation tool the NCAA Tournament Selection Committee uses to determine seeding and at-large bids.

RECEIVING VOTES

The Dore earned votes in this week's Associate Press Top 25 and USA Today/WBCA Coaches polls. Vanderbilt received 20 votes in each poll. Vanderbilt has earned at least one vote in one of the two major women's college basketball polls every week this season.

PIERRE'S 20-POINT STREAK

Sophomore Khamil Pierre has scored 20 or more points in each of the last three games. The 6-2 forward is coming off a 24-point performance against Mississippi State. She previously had a 26-point effort at No. 4/6 Texas on Feb. 6 and another 24-point outing vs. Ole Miss on Feb. 2. Over her last three games, the Phoenix, Arizona, native is averaging 24.7 points per contest. It is the third time this season that Pierre has had a three-game stretch where she has scored 20 or more points.

A SPARK OFF THE BENCH

Sophomore Madison Greene came off the bench against Mississippi State and hit four 3-point field goals en route to a 17-point performance. It is the ninth time this season that Greene has scored 10-plus points in a reserve role. The Columbus, Ohio, native leads the Commodores in points off the bench this season at 8.3 points per game.

J.O.'S LEADERSHIP

Graduate student Jordyn Oliver enters Thursday ranked 19th in NCAA Division I in assist-to-turnover ratio at 2.54. The guard leads the team in assists at 3.8 per game, while her 94 total assists are 10th-most in the SEC this season.

Oliver, who is in her sixth season of collegiate basketball, has played in 138 career games, which is tied for 95th-most by active NCAA Division I players.

MIKAYLA AND KHAMIL NATIONALLY RECOGNIZED

Vanderbilt's underclassmen duo of freshman Mikayla Blakes and sophomore Khamil Pierre have earned their fair share of national recognition of late, as each was named to the Jersey Mike's Naismith Trophy Women's College Player of the Year Midseason Team on Feb. 12. The Vandy duo were two of 30 players named to the team, while they were two of 11 SEC players selected. Blakes was one of two freshmen to earn a selection, while Pierre was one of six sophomores.

Additionally, Blakes was named to the John R. Wooden Late Midseason Top 20 watch list on Feb. 11, while Pierre was selected to the Naismith Defensive Player of the Year watch list on Feb. 5.

Record-Setting SEC Player of the Week for Blakes

Mikayla Blakes was named the SEC Freshman of the Week for a league-leading sixth time to set the school record for the most weekly SEC frosh awards earned in a season.

Blakes scored 22 points, pulled down four rebounds, and collected three steals at No. 4/6 Texas last Thursday in her lone contest of the week. Her six SEC Freshman of the Week selections sets the school record for most weekly SEC freshman honors in a season, breaking Khamil Pierre's previous record of five set during the 2023-24 campaign.

LENDING A HAND

The Commodores rank 34th nationally in assists per game at 16.7. Vanderbilt handed out a season-best 30 assists against Alabama A&M on Dec. 29. The Dore have dished out 20 or more assists in eight games this season.

The Dore are also 31st in the NCAA in assist/turnover ratio at 1.19, which is fifth-best in the SEC. Graduate Jordyn Oliver is 19th in the nation in assist/turnover ratio at 2.54.

DYNAMIC DUO

Sophomore Khamil Pierre and freshman Mikayla Blakes are the only pair of teammates in all of NCAA Division I to average over 20.0 points per game. Blakes enters the weekend ranked 10th nationally at 21.8 points per contest, while Pierre's 21.3 points per contest is 12th in the nation.

Combined, Pierre and Blakes are averaging a combined 43.1 points per game this season make them the highest scoring tandem in the SEC.





DORE NOTES

KHAMIL'S AMONG SEC'S BEST

Pierre currently ranks second in the SEC in field goals made (214) and steals (73). She ranks in the top four in the conference in double-doubles (2nd; 13), steals per game (2nd; 3.04), rebounds per game (2nd; 10.1), and points per game (4th; 21.3).

PUTTING UP THE POINTS

Vanderbilt's 84.2 points per game average is seventh-best in all of NCAA Division I this season, while it is fourth-highest scoring average in the SEC. Vandy has scored 90-plus points in 11 games this season.

CASHING IN AT THE FREE THROW LINE

The Commodores enter the week leading the SEC in team free throw percentage at 77.7 percent. It is the 19th-best free throw percentage in NCAA Division I this season. Freshman Mikayla Blakes leads Vanderbilt with an 87.1 percent free throw percentage. Blakes is making 89.2 percent (74-of-83) of her free throws in SEC play.

MOORE MOVING UP

Senior Iyana Moore is moving up rapidly on Vanderbilt's 1,000-point and all-time 3-pointers made list. The guard comes into today's game in eighth place on Vandy's all-time 3-point made field goal list with 188. She is 15 trifectas away from 3-pointers from moving into seventh place, which is currently held by Julie Powell (1991-94).

Additionally, Moore's 1,233 career points rank 25th all-time in Commodore women's basketball history. She is seven points shy from passing Carolyn Pech (1,240; 1985-88) for 24th on the list.

BLAKES LEADING THE FRESHMEN

Mikayla Blakes ranks in the top 10 among all NCAA freshmen in 12 categories. Blakes is the only player to rank in the top 10 freshmen nationally in scoring (1st; 21.8), points scored (1st; 544), field goals made (1st; 184), steals (3rd; 63), and 3-point field goals made (5th; 54).

The Somerset, New Jersey, native has won SEC Freshman of the Week a league-high six times, breaking Khamil Pierre's school record of five selections set in 2023-24. Blakes is one of three Power 4 players to win their conference's weekly freshman award five or more times this season.

2024-25 GAME-BY-GAME STARTERS

| Team | G | G | G | F | F | Result |
|--------------------|--------|--------|--------|--------|----------|----------------|
| Lipscomb | Blakes | Moore | Oliver | Nwaba | Pierre | W, 102-50 |
| Austin Peay | Blakes | Moore | Oliver | Nwaba | Pierre | W, 93-37 |
| at South Florida | Blakes | Greene | Oliver | Nwaba | Pierre | W, 62-49 |
| Butler | Blakes | Greene | Oliver | Nwaba | Pierre | W, 81-52 |
| Hampton | Blakes | Moore | Oliver | Nwaba | Pierre | W, 94-46 |
| Samford | Blakes | Moore | Oliver | Nwaba | Pierre | W, 104-59 |
| vs. Arizona | Blakes | Greene | Moore | Oliver | Pierre | W, 71-60 |
| vs. Michigan State | Blakes | Greene | Moore | Oliver | Pierre | L, 78-70 |
| Appalachian State | Blakes | Moore | Oliver | Nwaba | Mitchell | W, 94-40 |
| at Miami | Blakes | Moore | Oliver | Nwaba | Pierre | W, 88-70 |
| Evansville | Blakes | Moore | Oliver | Nwaba | Pierre | W, 106-40 |
| at Dayton | Blakes | Moore | Oliver | Nwaba | Pierre | W, 80-66 |
| West Georgia | Blakes | Moore | Oliver | Nwaba | Pierre | W, 103-68 |
| Alabama A&M | Blakes | Moore | Oliver | Nwaba | Pierre | W, 93-64 |
| Georgia | Blakes | Moore | Oliver | Nwaba | Pierre | W, 108-82 |
| Kentucky | Blakes | Moore | Oliver | Nwaba | Pierre | L, 78-96 |
| at Ole Miss | Blakes | Moore | Oliver | Nwaba | Pierre | L, 59-87 |
| at LSU | Blakes | Moore | Oliver | Nwaba | Pierre | L, 77-83 |
| Tennessee | Blakes | Moore | Oliver | Nwaba | Pierre | W, 71-70 |
| Arkansas | Blakes | Moore | Oliver | Nwaba | Pierre | W, 101-60 |
| at Alabama | Blakes | Moore | Oliver | Nwaba | Pierre | W, 66-64 |
| at Florida | Blakes | Moore | Oliver | Nwaba | Pierre | W, 99-86 |
| Ole Miss | Blakes | Moore | Oliver | Nwaba | Pierre | L, 61-76 |
| at Texas | Blakes | Moore | Oliver | Nwaba | Pierre | L, 66-87 |
| Mississippi State | Blakes | Moore | Oliver | Nwaba | Pierre | L, 77-85 (2OT) |

LINEUP RECORDS

| | |
|------------------------------------|------|
| Blakes/Moore/Oliver/Nwaba/Pierre | 13-6 |
| Blakes/Greene/Oliver/Nwaba/Pierre | 2-0 |
| Blakes/Moore/Oliver/Nwaba/Pierre | 1-0 |
| Blakes/Moore/Oliver/Nwaba/Mitchell | 1-0 |
| Blakes/Greene/Moore/Oliver/Pierre | 1-1 |

STAT SUPERLATIVES

MOST GAMES PLAYED

138, JORDYN OLIVER*

MOST GAMES PLAYED AT VANDY

99, SACHA WASHINGTON

MOST GAMES STARTED

94, LEILANI KAPINUS*

MOST GAMES STARTED AT VANDY

76, SACHA WASHINGTON

MOST CONSECUTIVE GAMES PLAYED

44, JORDYN OLIVER

MOST CONSECUTIVE GAMES STARTED

25, MIKAYLA BLAKES/JORDYN OLIVER

GAMES W/ DOUBLE-DIGIT POINTS

| | 2024-25 CAREER | |
|------------------|----------------|----|
| MIKAYLA BLAKES | 24 | 24 |
| KHAMIL PIERRE | 23 | 37 |
| IYANA MOORE | 19 | 63 |
| MADISON GREENE | 10 | 13 |
| LEILANI KAPINUS* | 3 | 62 |
| JANE NWABA* | 3 | 39 |
| AIYANA MITCHELL | 2 | 2 |
| JORDYN OLIVER* | 1 | 11 |
| AGA MAKURAT | 1 | 4 |
| SACHA WASHINGTON | -- | 50 |
| JUSTINE PISSOTT* | -- | 8 |
| JADA BROWN | -- | 2 |

20-PLUS POINT GAMES

| | 2024-25 CAREER | |
|------------------|----------------|----|
| KHAMIL PIERRE | 15 | 16 |
| MIKAYLA BLAKES | 15 | 15 |
| IYANA MOORE | 1 | 14 |
| MADISON GREENE | 1 | 1 |
| SACHA WASHINGTON | -- | 6 |
| LEILANI KAPINUS* | -- | 6 |
| JANE NWABA* | -- | 1 |

30-PLUS POINT GAMES

| | 2024-25 CAREER | |
|------------------|----------------|---|
| MIKAYLA BLAKES | 3 | 3 |
| KHAMIL PIERRE | 1 | 1 |
| IYANA MOORE | -- | 2 |
| SACHA WASHINGTON | -- | 1 |

40-PLUS POINT GAMES

| | 2024-25 CAREER | |
|----------------|----------------|---|
| MIKAYLA BLAKES | 1 | 1 |
| KHAMIL PIERRE | 1 | 1 |

50-PLUS POINT GAMES

| | 2024-25 CAREER | |
|----------------|----------------|---|
| MIKAYLA BLAKES | 1 | 1 |

GAMES W/ DOUBLE-DIGIT REBOUNDS

| | 2024-25 CAREER | |
|------------------|----------------|----|
| KHAMIL PIERRE | 14 | 18 |
| LEILANI KAPINUS* | 2 | 16 |
| JORDYN OLIVER* | 1 | 4 |
| SACHA WASHINGTON | -- | 27 |
| JANE NWABA* | -- | 14 |

DOUBLE-DOUBLES

| | 2024-25 CAREER | |
|------------------|----------------|----|
| KHAMIL PIERRE | 13 | 17 |
| LEILANI KAPINUS* | 2 | 14 |
| JORDYN OLIVER* | 1 | 4 |
| SACHA WASHINGTON | -- | 22 |
| JANE NWABA* | -- | 11 |

CURRENT DOUBLE-DIGIT SCORING STREAK

11, MIKAYLA BLAKES

CONSECUTIVE GAMES W/ MADE 3-POINTER

2, KHAMIL PIERRE

CONSECUTIVE GAMES W/ AN ASSIST

25, MIKAYLA BLAKES

CONSECUTIVE GAMES W/ A STEAL

5, MIKAYLA BLAKES/KHAMIL PIERRE/IYANA MOORE

CONSECUTIVE GAMES W/ A BLOCK

2, AIYANA MITCHELL/JORDYN OLIVER

* STARTED COLLEGIATE CAREER AT ANOTHER SCHOOL



PLAYER QUICK NOTES



1 • MIKAYLA BLAKES

G • 5-8 • Fr. • Somerset, N.J. (Rutgers Prep HS)
Undeclared

| | GP-GS | MIN/G | FG% | 3FG% | FT% | R/G | A/G | STL | BLK | PTS/G |
|--------|-------|-------|------|------|------|-----|-----|-----|-----|-------|
| 24-25 | 25-25 | 30.6 | 46.2 | 32.1 | 87.1 | 3.3 | 3.0 | 2.5 | 0.3 | 21.8 |
| CAREER | 25-25 | 30.6 | 46.2 | 32.1 | 87.1 | 3.3 | 3.0 | 2.5 | 0.3 | 21.8 |

- Wooden Award Late Midseason Top 20 Watch List
- 6x SEC Freshman of the Week - 11.19, 11.26, 12.10, 1.28, 2.02, 2.11
- Only NCAA Fresh to Avg. over 20 ppg (21.8 ppg)
- Leads all NCAA freshmen in scoring & steals
- Her 53 pts at Florida set the NCAA true freshman record for most points in a game

TOP GAMES

| 24-25 SEASON | CAREER |
|-------------------------------|-------------------------------|
| PTS 53, at Florida (01/30/25) | PTS 53, at Florida (01/30/25) |
| REB 6, at LSU (01/13/25) | REB 6, at LSU (01/13/25) |
| AST 8, Hampton (11/20/24) | AST 8, Hampton (11/20/24) |



2 • JADA BROWN

G • 5-8 • Jr. • Bentonville, Ark. (Bentonville HS)
Human & Organizational Development • (Jay-Duh)

| | GP-GS | MIN/G | FG% | 3FG% | FT% | R/G | A/G | STL | BLK | PTS/G |
|--------|-------|-------|------|------|------|-----|-----|-----|-----|-------|
| 24-25 | 11-0 | 5.8 | 54.5 | 40.0 | 75.0 | 1.1 | 0.5 | 0.5 | 0.0 | 1.5 |
| CAREER | 60-22 | 13.8 | 29.3 | 28.6 | 79.2 | 0.9 | 0.6 | 0.4 | 0.0 | 2.7 |

- Scored a season-high 6 pts vs. West Georgia
- Two-time SEC Winter Academic Honor Roll
- Made 22 career starts, all in '22-23
- Scored career-high 12 points vs. No. 13/11 NC State (11/24/22)

TOP GAMES

| 24-25 SEASON | CAREER |
|---------------------------------------|--------------------------------------|
| PTS 6, West Georgia (12/21/24) | PTS 12, vs. NC State (11/24/22) |
| REB 2 (4x), Last: West Ga. (12/21/24) | REB 4 (4x), Last: Radford (12/31/22) |
| AST 2, Alabama A&M (12/29/24) | AST 5, Tarleton State (11/15/22) |



4 • MADISON GREENE

G • 5-6 • So. • Columbus, Ohio (Pickerington Central HS)
Medicine, Health & Society

| | GP-GS | MIN/G | FG% | 3FG% | FT% | R/G | A/G | STL | BLK | PTS/G |
|--------|-------|-------|------|------|------|-----|-----|-----|-----|-------|
| 24-25 | 25-4 | 21.9 | 44.2 | 37.3 | 86.7 | 2.4 | 1.4 | 1.2 | 0.0 | 7.9 |
| CAREER | 36-4 | 21.2 | 43.6 | 36.8 | 84.3 | 2.1 | 1.4 | 1.3 | 0.0 | 7.6 |

- Scored a career-high 25 pts at Dayton
- Leads the team in points off the bench at 8.3 ppg
- Made her first career start at South Fla. (11/14) and scored 15 points with a career-best 5 3-pt FG
- Scored double-digit pts off the bench in eight games this season

TOP GAMES

| 24-25 SEASON | CAREER |
|-------------------------------|-------------------------------|
| PTS 25, at Dayton (12/19/24) | PTS 25, at Dayton (12/19/24) |
| REB 6, Alabama A&M (12/29/24) | REB 6, Alabama A&M (12/29/24) |
| AST 6, Samford (11/22/24) | AST 6, Samford (11/22/24) |



5 • LEILANI KAPINUS

G • 5-10 • Gr. • Madison, Wis. (Penn State)
Human Development Studies • (LAY-lawn-EE, Cap-N-IS)

| | GP-GS | MIN/G | FG% | 3FG% | FT% | R/G | A/G | STL | BLK | PTS/G |
|--------|--------|-------|------|------|------|-----|-----|-----|-----|-------|
| 24-25 | 24-0 | 17.8 | 44.2 | 25.0 | 73.1 | 3.4 | 1.6 | 1.7 | 0.5 | 4.2 |
| CAREER | 119-94 | 25.4 | 47.9 | 27.7 | 66.5 | 5.8 | 2.1 | 2.3 | 1.0 | 9.5 |

- Recorded two double-doubles on the year
- Made her Vanderbilt debut on Nov. 8 vs. Austin Peay
- Two-Time All-Big Ten HM & Defensive Team ('23, '24)
- Her 228 steals at Penn State ranks 11th in school history
- Scored 1,130 pts in 119 collegiate games

TOP GAMES

| 24-25 SEASON | CAREER |
|-------------------------------|--------------------------------------|
| PTS 11, Samford (11/22/24) | PTS 25, vs. Saint Francis (12/17/23) |
| REB 11, Evansville (12/14/24) | REB 15, vs. George Mason (3/21/24) |
| AST 6, Samford (11/22/24) | AST 6 (2x), Last: Samford (11/22/24) |



10 • JANE NWABA

G • 5-10 • Gr. • Carlson, Calif. (Pepperdine)
Medicine, Health & Society • (Wah-BUH)

| | GP-GS | MIN/G | FG% | 3FG% | FT% | R/G | A/G | STL | BLK | PTS/G |
|--------|--------|-------|------|------|------|-----|-----|-----|-----|-------|
| 24-25 | 25-23 | 15.3 | 46.3 | 37.1 | 75.0 | 2.4 | 1.0 | 0.8 | 0.3 | 4.9 |
| CAREER | 130-87 | 22.5 | 42.2 | 25.9 | 61.4 | 4.8 | 1.6 | 0.9 | 0.4 | 7.0 |

- Scored a season-high 13 pts vs. Arkansas (Jan. 23)
- Started in 23 games & appeared in all 25 games
- Collected 11 career double-doubles, with nine coming during '23-24
- Averaged 10.0 pts, 6.9 reb, 2.6 ast, & 1.1 stl over her final two seasons at Pepperdine

TOP GAMES

| 24-25 SEASON | CAREER |
|-----------------------------------|-------------------------------------|
| PTS 13, Arkansas (01/23/25) | PTS 22, San Francisco (2/1/24) |
| REB 6 (2x), Last: Tenn. (1/19/25) | REB 12 (3x), Last: at LMU (1/27/24) |
| AST 3, Lipscomb (1/4/24) | AST 8, at San Francisco (1/11/24) |



11 • JORDYN OLIVER

G • 5-10 • Gr. • Carlson, Calif. (Baylor • Duke)
Leadership & Organizational Performance

| | GP-GS | MIN/G | FG% | 3FG% | FT% | R/G | A/G | STL | BLK | PTS/G |
|--------|--------|-------|------|------|------|-----|-----|-----|-----|-------|
| 24-25 | 25-25 | 30.4 | 45.3 | 0.0 | 76.9 | 4.8 | 3.8 | 1.4 | 0.5 | 3.8 |
| CAREER | 138-58 | 19.4 | 49.5 | 21.4 | 51.9 | 3.6 | 2.6 | 0.9 | 0.3 | 4.0 |

- Dished out 3-plus assists in 17 games this season
- Appeared in 138 collegiate games with 57 starts
- One of two players to start in all 25 games - M. Blakes
- Played 2 seasons at Baylor then 1 year at Duke
- Her 11-ast, 10 reb double-double vs. Georgia is the 1st Vandy double-double w/ ast & reb since 1999-00

TOP GAMES

| 24-25 SEASON | CAREER |
|---------------------------------------|---------------------------------------|
| PTS 10, vs. Michigan State (11/27/24) | PTS 15 (2x), Last: WKU (11/15/23) |
| REB 10, Georgia (01/02/25) | REB 11 (2x), Last: vs. UNI (11/25/23) |
| AST 11, Georgia (01/02/25) | AST 11, Georgia (01/02/25) |



12 • KHAMIL PIERRE

F • 6-2 • So. • Phoenix, Ariz. (Perry HS)
Undeclared • (KAH-Meel, Pea-Air)

| | GP-GS | MIN/G | FG% | 3FG% | FT% | R/G | A/G | STL | BLK | PTS/G |
|--------|-------|-------|------|------|------|------|-----|-----|-----|-------|
| 24-25 | 24-24 | 30.4 | 52.5 | 30.8 | 66.9 | 10.1 | 2.0 | 3.0 | 0.3 | 21.3 |
| CAREER | 57-35 | 23.9 | 48.3 | 27.3 | 66.8 | 7.3 | 1.2 | 1.9 | 0.4 | 14.1 |

- Naismith Trophy Midseason Team
- Naismith Defensive POTY watch list
- 2x SEC Player of the Week - Nov. 26, Dec. 17
- Scored a career-high 42 pts vs. Evansville (Dec. 14)
- Only NCAA D-I player to average at over 20.0 ppg and 10.0 rpg this season

TOP GAMES

| 24-25 SEASON | CAREER |
|---------------------------------|---------------------------------|
| PTS 42, Evansville (12/14/24) | PTS 42, Evansville (12/14/24) |
| REB 18, Evansville (12/14/24) | REB 18, Evansville (12/14/24) |
| AST 5 (2x), Last: UK (01/05/25) | AST 5 (2x), Last: UK (01/05/25) |



13 • JUSTINE PISSOTT

G/F • 6-4 • Jr. • Toms River, N.J. (Tennessee)
Human & Organizational Development • (Pih-SOT)

| | GP-GS | MIN/G | FG% | 3FG% | FT% | R/G | A/G | STL | BLK | PTS/G |
|--------|-------|-------|------|------|------|-----|-----|-----|-----|-------|
| 24-25 | 16-0 | 8.8 | 36.6 | 28.6 | 75.0 | 2.1 | 0.6 | 0.2 | 0.1 | 2.8 |
| CAREER | 76-28 | 13.5 | 35.3 | 33.5 | 76.9 | 1.7 | 0.6 | 0.2 | 0.3 | 4.2 |

- Score a season-best 7 pt. at Florida
- Made season debut vs. Butler (Nov. 17)
- Appeared in 37 games and made 28 starts in her first season at Vanderbilt in '23-24
- Played her freshman season at Tennessee

TOP GAMES

| 24-25 SEASON | CAREER |
|----------------------------------|--|
| PTS 7, at Florida (01/30/25) | PTS 17, Dayton (12/20/23) |
| REB 7, Appalachian St. (12/1/24) | REB 7, Appalachian St. (12/1/24) |
| AST 2, Ole Miss (02/02/25) | AST 4 (2x), Last: at UT Martin (11/9/23) |



14 • AIYANA MITCHELL

F • 6-4 • So. • Colorado Springs, Colo. (Fountain-Carson HS)
Undeclared • (EYE-ON-UH)

| | GP-GS | MIN/G | FG% | 3FG% | FT% | R/G | A/G | STL | BLK | PTS/G |
|--------|-------|-------|------|------|------|-----|-----|-----|-----|-------|
| 24-25 | 25-1 | 11.3 | 55.7 | 0.0 | 63.3 | 3.0 | 0.4 | 0.6 | 0.6 | 3.9 |
| CAREER | 40-1 | 8.5 | 55.6 | 0.0 | 61.8 | 2.2 | 0.2 | 0.4 | 0.5 | 2.8 |

- Averaging 3.9 ppg and 3.0 rpg in 25 games in '24-25
- Made her first career start vs. App State (Dec. 1)
- Pulled down a career-high 6 reb. vs. Mich. State & App State
- Scored career-high 10 pts twice this season

TOP GAMES

| 24-25 SEASON | CAREER |
|--------------------------------------|--------------------------------------|
| PTS 10 (2x), Last: App St. (12/1/24) | PTS 10 (2x), Last: App St. (12/1/24) |
| REB 6 (2x), Last: App St. (12/1/24) | REB 6 (2x), Last: App St. (12/1/24) |
| AST 2, West Georgia (12/21/24) | AST 2, West Georgia (12/21/24) |



23 • IYANA MOORE

G • 5-8 • Sr. • Milwaukee, Wis. (Blackman HS)
Human & Organizational Development • (EYE-ON-UH)

| | GP-GS | MIN/G | FG% | 3FG% | FT% | R/G | A/G | STL | BLK | PTS/G |
|--------|-------|-------|------|------|------|-----|-----|-----|-----|-------|
| 24-25 | 24-23 | 32.1 | 37.5 | 34.4 | 83.3 | 2.9 | 2.6 | 1.0 | 0.2 | 13.3 |
| CAREER | 92-73 | 32.6 | 37.6 | 35.5 | 82.1 | 3.1 | 2.6 | 1.4 | 0.2 | 13.4 |

- Third on the team in scoring at 13.3 ppg
- Her 1,233 pts ranks 25th in school history
- Her 188 career 3P FGM ranks 8th at Vandy
- Scored her 1,000th career pt vs. App State

TOP GAMES

| 24-25 SEASON | CAREER |
|-----------------------------------|-------------------------------|
| PTS 23, at LSU (01/13/25) | PTS 37, at Kentucky (1/11/24) |
| REB 7, at Florida (01/30/25) | REB 9, at Missouri (2/29/24) |
| AST 7 (2x), Last: AAMU (12/29/24) | AST 8, at Kentucky (1/11/24) |



PLAYER QUICK NOTES



24 • AGA MAKURAT

G • 6-2 • So. • Sierakowice, Poland (Sopocka Akademia Tenisowa)
Human & Organizational Development • (AH-Gah MOCK-ew-RAH)

| | GP-GS | MIN/G | FG% | 3FG% | FT% | R/G | A/G | STL | BLK | PTS/G |
|--------|-------|-------|------|------|-------|-----|-----|-----|-----|-------|
| 24-25 | 11-0 | 12.0 | 28.6 | 23.7 | 1.000 | 2.5 | 0.9 | 0.3 | 0.5 | 3.5 |
| CAREER | 44-3 | 13.7 | 32.6 | 29.7 | 80.0 | 1.7 | 0.7 | 0.3 | 0.4 | 3.8 |

- Scored a season-high 10 pts vs. App State
- Appeared in 44 games and made three starts at Vanderbilt
- Shot 32.2% from behind the arc in '23-24
- Led the Commodores in scoring twice in '23-24

TOP GAMES

| 24-25 SEASON | | CAREER | |
|--------------|-----------------------------------|--------|--|
| PTS | 10, Appalachian St. (12/1/24) | PTS | 18 (2x), Last: at South Carolina (1/28/24) |
| REB | 5 (2x), Last: West Ga. (12/21/24) | REB | 7, at South Carolina (1/28/24) |
| AST | 3, Appalachian St. (12/1/24) | AST | 3 (3x), Last: App State (12/1/24) |



30 • TRINITY WILSON

F • 6-3 • Fr. • Lakeville, Minn. (Lakeville North HS)
Undeclared

| | GP-GS | MIN/G | FG% | 3FG% | FT% | R/G | A/G | STL | BLK | PTS/G |
|--------|-------|-------|------|------|------|-----|-----|-----|-----|-------|
| 24-25 | 10-0 | 4.8 | 38.1 | --- | 33.3 | 1.4 | 0.5 | 0.0 | 0.2 | 1.7 |
| CAREER | 10-0 | 4.8 | 38.1 | --- | 33.3 | 1.4 | 0.5 | 0.0 | 0.2 | 1.7 |

- Scored career-best 6 pts vs. West Ga. on 12.21
- Pulled down 5 reb and scored 2 pts in her debut vs. Lipscomb (11/4/24)
- Ranked the fifth-best player in Minnesota according to PrepGirlsHoops.com
- Collected over 1,000 pts and 1,000 reb during her prep career

TOP GAMES

| 24-25 SEASON | | CAREER | |
|--------------|-------------------------------|--------|-----------------------------------|
| PTS | 6, West Georgia (12/21/24) | PTS | 6, West Georgia (12/21/24) |
| REB | 5 (2x), Last: APSU (11/8/24) | REB | 5 (2x), Last: APSU (11/8/24) |
| AST | 1 (5x), Last: AAMU (12/29/24) | AST | 1 (4x), Last: West Ga. (12/21/24) |



35 • SACHA WASHINGTON

F • 6-2 • Sr. • Lawrenceville, Ga. (Collins Hill HS)
Human & Organizational Development • (Sah-SHUH)

| | GP-GS | MIN/G | FG% | 3FG% | FT% | R/G | A/G | STL | BLK | PTS/G |
|--------|-------|-------|------|------|------|-----|-----|-----|-----|-------|
| 24-25 | --- | --- | --- | --- | --- | --- | --- | --- | --- | --- |
| CAREER | 99-72 | 24.9 | .487 | .000 | .639 | 7.3 | 1.1 | 1.0 | 1.1 | 10.2 |

- Redshirting during the '24-25
- Cheryl Miller Award Preseason Watchlist
- Appeared in 99 games and made 72 starts in three seasons at Vanderbilt
- Led the team with 8 double-doubles in '23-24
- Led Vandy with 7.9 rpg in '23-24

TOP GAMES

| 24-25 SEASON | | CAREER | |
|--------------|----|--------|-----------------------------|
| PTS | -- | PTS | 33, vs. La. Tech (12/03/22) |
| REB | -- | REB | 17, Fairfield (11/12/23) |
| AST | -- | AST | 7, Fairfield (11/12/23) |



-- • MONIQUE WILLIAMS

F • 6-3 • Fr. • Perth, Australia (Willeton Senior HS)
Undeclared • (Moh-NEEK)

| | GP-GS | MIN/G | FG% | 3FG% | FT% | R/G | A/G | STL | BLK | PTS/G |
|--------|-------|-------|-----|------|-----|-----|-----|-----|-----|-------|
| 24-25 | --- | --- | --- | --- | --- | --- | --- | --- | --- | --- |
| CAREER | --- | --- | --- | --- | --- | --- | --- | --- | --- | --- |

- Enrolled after the 2024 Fall semester & will sit out for the rest of '24-25 then begin her Commodore career in '25-26 with four years of eligibility
- Helped Australia win Gold at the FIBA U18 Women's Asia Cup
- Averaged 7.0 pts & 4.0 reb in five games at the FIBA U18 Women's Asia Cup

TOP GAMES

| 24-25 SEASON | | CAREER | |
|--------------|----|--------|----|
| PTS | -- | PTS | -- |
| REB | -- | REB | -- |
| AST | -- | AST | -- |



HC • SHEA RALPH

Fourth Season • UConn '01
7-Time NCAA National Champion • 2000 NCAA Tournament MOP

- 69-55 overall record through three seasons at Vanderbilt
- Guided Vanderbilt to its first NCAA Tournament bid since the 2014 NCAA Tournament in 2023-24 and posted the Dores' first NCAA Tournament victory since 2013
- Posted the largest win improvement from one season to next in school history during the 2023-24 season, as Vandy's 23 victories marked an 11-win improvement from 2022-23
- Guided Vandy to a school record six SEC road wins in '23-'24
- Five players have earned All-SEC honors under Ralph

RALPH COACHING CAREER AT VANDERBILT

| SEASON | OVERALL | SEC | SEC FINISH | POSTSEASON |
|--------------|--------------|--------------|------------|-----------------------|
| 2021-22 | 16-19 | 4-12 | T-12th | WNIT Sweet 16 |
| 2022-23 | 12-19 | 3-13 | 12th | -- |
| 2023-24 | 23-10 | 9-7 | 6th | NCAA 1st Rd |
| 2024-25 | 18-7 | 5-6 | -- | -- |
| TOTAL | 69-55 | 21-38 | | 1 NCAA, 1 WNIT |

DORE NOTES

DOUBLE-DOUBLE MACHINE

Khamil Pierre is eighth in NCAA Division I with 13 double-doubles entering the weekend. She is one of 14 players nationally to collect 13 or more double-doubles during the 2024-25 season.

Pierre's 13 double-doubles are the second-most in a single-season in since 1999-00. Current assistant coach Ashley Earley collected 14 double-doubles during the 2004-05 season, which is the most by a Dore since the turn over the century.

GETTING MULTIPLE TOP 25 WINS

The Commodores have collected wins over No. 15 Tennessee (71-70) and at No. 19 Alabama (66-64), marking the first time since the 2015-16 campaign the Dores have posted multiple wins over ranked teams in the same season. Vanderbilt will be searching for its second top-25 road win of the campaign.

The last time the Commodores knocked off multiple top-25 teams on the road in the same season came during the 2015-16 campaign. Vanderbilt won at No. 12/12 Kentucky, 71-69, and at No. 24/24 Missouri, 56-52, that season. The win at No. 24-ranked Missouri on Feb. 28, 2016, was also the last time Vanderbilt collected a win over a ranked team on the road.

GETTING THEIR HANDS ON THE BALL

Vandy has been getting hands into the passing lane with great efficiency this season. The Commodores rank inside the top 25 in all of NCAA Division I in steals per game (10th; 12.5), turnover margin (14th; 7.48), turnovers forced per game (21st; 21.44).

Vanderbilt has forced teams into 20 or more turnovers in 17 games this season. Vandy's season-high 36 turnovers forced vs. Evansville on Dec. 14 is tied for the seventh-most in a game in program history.

SCORING STREAKS

Freshman Mikayla Blakes has tallied double-figure points in 11-straight contests. Senior Iyana Moore has scored 10-plus points in 16 of her last 18 games, while sophomore Khamil Pierre has registered double-digit points in 26 of her last 27 games dating back to last season.

Recently, Pierre had her 23-game streak snap. Pierre's 23-game streak was the longest by a Commodore since 2006-07 when Carla Thomas registered double-digit points in 29-straight games. Pierre's streak was also the fourth-longest double-digit scoring streak by a Dore since 1999-00.





12 KHAMIL PIERRE

@khamil.Pierre
@KhamilPierre

ALL-AMERICAN CANDIDATE & WOODEN AWARD MIDSEASON TOP 25

BY THE NUMBERS

42

SCORED 42 POINTS TO SET A THEN VANDERBILT SINGLE-GAME SCORING RECORD - VS. EVANSVILLE • DEC. 14
Passed by Mikayla Blakes' 53 points at Fla. on 1.30.25

30

IS 1 OF 30 PLAYERS NAMED TO THE NAISMITH TROPHY MIDSEASON TEAM

26

SCORED 10-PLUS POINTS IN 26 OF HER LAST 27 GAMES

15

SCORED 20-PLUS POINTS IN 15 GAMES THIS SEASON
HAD ONE CAREER GAME WITH 20-PLUS POINTS ENTERING 2024-25 SEASON

13

RANKS 8th IN NCAA WITH 12 DOUBLE-DOUBLES
SECOND-MOST IN A SEASON BY A DORE SINCE 1999-00

7

RANKS IN THE TOP 15 IN NCAA IN 8 CATEGORIES
FG Made (4th; 214) • Double-Doubles (8th; 13)
FG Attempts (10th; 408) • Steals (11th; 73)
Pts Per Game (12th; 21.3) • Pts Scored (13th; 511)
Steals Per Game (13th; 3.04)

2

NAMED SEC PLAYER OF THE WEEK 2 TIMES THIS SEASON
1-OF-2 PLAYERS TO WIN THE AWARD TWICE

1

ONLY PLAYER IN NCAA TO AVERAGE OVER 20.0 PTS AND 10.0 REB PER GAME AND BE IN THE TOP 15 NATIONALLY IN SCORING AND STEALS



1 MIKAYLA BLAKES

@mikaylablakes
@mikaylablakes
@mikaylablakes

NATIONAL FRESHMAN OF THE YEAR CANDIDATE

BY THE NUMBERS

53

SCORED 53 POINTS TO SET NCAA TRUE FRESHMAN SINGLE-GAME SCORING RECORD THE MOST POINTS SCORED IN SEC HISTORY & A VANDERBILT WOMEN'S BASKETBALL HISTORY

21.8

ONLY NCAA DIVISION FRESHMEN TO AVERAGE OVER 20.0 POINTS PER GAME

15

SCORED 20-PLUS POINTS IN 15 GAMES THIS SEASON MOST BY AN NCAA FRESHMAN IN 2024-25

13

BEGAN HER VANDY CAREER ON A 13-GAME DOUBLE-DIGIT SCORING STREAK LONGEST SCORING STREAK BY A DORE TO OPEN THEIR CAREER SINCE 1999-00

12

RANKS IN THE TOP 10 AMONG NCAA FRESHMEN IN 12 CATEGORIES

Scoring (1st; 21.8) • Points Scored (1st; 544)
FG Made (1st; 184) • FG Attempts (1st; 398)
3-Pt FG Attempts (2nd; 168) • FT Made (2nd; 122)
FT Attempts (2nd; 140) • FT Percentage (2nd; 87.1%)
Steals (3rd; 63) • Steals/Game (3rd; 2.52)
3-Pt FG Made (5th; 54) • FG Percentage (6th; 46.2%)

6

NAMED SEC FRESHMAN OF THE WEEK 6 TIMES THIS SEASON

1-OF-3 POWER 4 PLAYERS TO THEIR CONFERENCE'S FRESHMAN OF THE WEEK AWARD FIVE OR MORE TIMES

1

ONLY PLAYER TO RANK IN THE TOP 10 AMONG FRESHMEN NATIONALLY IN POINTS SCORED, STEALS, AND 3-POINTERS MADE





DORE NOTES

PIERRE'S ELITE NUMBERS

Sophomore Khamil Pierre currently ranks fourth all in NCAA Division I in field goals made with 214 and eighth in double-doubles with 13. The 6-2 forward ranks in the top 15 nationally in seven categories. She is the only NCAA Division I player placed in the top 15 in scoring (12th: 21.3 ppg) and steals per game (11th: 3.04) and she is the lone player in the country to average over 20.0 points and 10.0 rebounds per game this season.

BLAKES' CASE FOR NATIONAL FRESHMAN OF THE YEAR

Freshman guard Mikayla Blakes is making a strong case for national freshman of the year consideration. The 5-8 guard leads all NCAA Division I freshmen in scoring (21.8 ppg), points scored (544), and field goals made (184).

She set the NCAA true freshman single-game scoring record with 53 points at Florida in a 99-86 win on Jan. 30. It was the first time this season - on either the men's or women's side - that an NCAA basketball player has scored 50-plus points this season. Her 53 points were also an SEC single-game record, regardless of class, and set Vanderbilt's single-season record, breaking Khamil Pierre's previous school record of 42 points, set back on Dec. 14. Blakes is one of two NCAA freshmen this season to have multiple games with 30-plus points.

Blakes ranks in the top five among freshmen nationally in free throw percentage (2nd, 87.1%), steals (3rd; 63), steals per game (3rd, 2.52), and made 3-point field goals (5th, 54). She has scored 20-plus points in 15 games this season which leads all NCAA freshmen, and she is the only frosh nationally to score 33-plus points in multiple games this season.

WINNING BIG

Vanderbilt holds the 24th-best margin of victory in the nation coming into the week. The Commodores are beating teams by an average of 18.0 points per game this season. Vandy has posted seven wins of 40-plus points during the 2024-25 season.

GETTING NATIONALLY RANKED

Vanderbilt broke into the Associated Press Top 25 for the first time since the 2013-14 season on Jan. 27 in at No. 23. The Commodores also checked in at No. 23 in the USA Today/WBCA Coaches Poll, as it marked the second-straight season the Dore has been featured in the Coaches Poll. The rankings marked the first time Vanderbilt has been in both polls since Feb. 18, 2014.

BREAKING THE CENTURY MARK

Vanderbilt scored 100-plus points for the sixth time this season in the 101-60 win over Arkansas on Jan. 23. The six games scoring 100 or more points sets the program record for most 100-point games collected in a single season. It is also the first time in school history that the Commodores have scored 100-plus points in two SEC games in the same season.

Vandy has previously registered a 102-50 win over Lipscomb in the season opener on Nov. 4 and on Nov. 22 in a 104-59 win over Samford. More recently, the Dore scored a 106-40 win over Evansville on Dec. 14 and a 108-82 win over Georgia on Jan. 2.

BLAKES SETS NCAA TRUE FRESHMAN SCORING RECORD

Mikayla Blakes rewrote the NCAA women's basketball record book once again on Jan. 30 at Florida, as the Vanderbilt women's basketball standout broke the NCAA true freshman record for most points scored in a game with a 53-point performance to lead the No. 23/23-ranked Commodores to a 99-86 road win.

Blakes' 53 points are the most scored in a game by a first-year player at the NCAA Division I level, breaking JuJu Watkins' NCAA true freshman single-game scoring record of 51 points, set by the Southern California standout last season. Blakes was one point short of setting the NCAA Division I single-game women's basketball freshman scoring record, held by Delaware's Elena Delle Donne, who scored 54 points in a contest as a redshirt freshman in 2009-10. Delle Donne spent her first season as an NCAA student-athlete on Delaware's volleyball team before playing four seasons of women's basketball for the Blue Hens.

Blakes is the only Division I player — men's or women's — to score at least 50 points in a game this season. Additionally, she set both the SEC and the Vanderbilt women's basketball single-game scoring records. The freshman broke Jocelyn Penn's (LSU) SEC single-game record of 51 points, scored on Jan. 4, 2003, against Stetson. Blakes also surpassed Khamil Pierre's previous school record of 42 points, which was set on Dec. 17 vs. Evansville.

ANOTHER 20-POINT OUTING FOR BLAKES AND PIERRE

Freshman Mikayla Blakes (22 points) and sophomore Khamil Pierre (26 points) each scored 20-plus points in the Feb. 6 loss at No. 4/6 Texas, marking the 10 time this season the duo has registered 20 or more points each in the same game.

The Vanderbilt underclassmen are the only set of teammates in the nation to average over 20 points each this season. Blakes leads the team at 22.1 points per game and Pierre chips in 21.1 points per contest. Blakes has had a total of 15 games this season with 20-plus points, while Pierre has score 20 or more points in 13 games.

SETTING QUARTER RECORDS

Vanderbilt outscored Appalachian State 33-2 in the first quarter en route to a 94-40 win on Dec. 1. The two points scored against the Commodores were the fewest points the program has allowed in any quarter in school history. The plus-31-point advantage at the end of the quarter marked the largest scoring margin in a single quarter in program history. The NCAA moved women's basketball from two halves to four quarters prior to the start of the 2015-16 season.

GREENE GETS A MEDICAL WAIVER

Vanderbilt guard Madison Greene was granted a medical waiver for the 2023-24 season, which will give her an additional year of eligibility. Last season, Greene sustained a season-ending injury on Dec. 17 vs. Lipscomb. She will now be considered a redshirt freshman in terms of athletic eligibility.

OLIVER'S RARE DOUBLE-DOUBLE

Graduate Jordyn Oliver collected a double-double in the win over Georgia with a career-best 11 assists and 10 rebounds on Jan. 2.

It marked the first time a Commodore has posted a double-double via assists and rebounds since 1999-00. She is also the sixth SEC player to accomplish the feat since the turn of the century.

MADDIE'S HOMECOMING

Sophomore Madison Greene had a memorable return trip to her home state of Ohio, as she scored a career-high 25 points off the bench against at Dayton on Dec. 19. Greene is the first Dore to score at least 25 points in a reserve role since Erin Whalen's 25-point performance vs. No. 10-ranked South Carolina on Jan. 18, 2018.

PIERRE'S FOUR-GAME DOUBLE-DOUBLE STREAK COMES TO AN END

Sophomore Khamil Pierre had her four-game double-double streak come to an end against Alabama A&M on Dec. 29. It is tied for the second-longest double-double streak at Vanderbilt since 1999-00 with Mariella Fasoula, who had four in a row in 2019-20. Current Vanderbilt assistant coach Ashley Earley's six-straight double-doubles in 2004-05 is the longest streak since 1999-00.

BLAKES' RECORD NIGHT

Mikayla Blakes' 36-point performance in the 108-82 win over Georgia in the 2025 SEC opener set Vanderbilt's record for most points scored by a freshman in a game. Blakes broke a program record that stood since 1981-82, the first season the NCAA sponsored women's basketball, when Barbara Brackman's 42 points against Tennessee on Feb. 26, 1982.

Blakes shot 45 percent from the floor and matched her career-high of five made 3-pointers in the win over the Lady Bulldogs. The Somerset, New Jersey, native dished out five assists and did not commit a turnover in 33 minutes of action during her SEC debut. The guard went 13-of-14 from the free throw line, as the 13 made charity tosses are the most by a Dore in a game this season. It was Blakes' ninth game with 20 or more points this season, which leads all NCAA freshmen and sets a record for the most 20-point games in a season by a Vandy freshman.

The 36 points are the most points scored by a freshman in the country this season and the most points scored by an NCAA Division I freshman since Audi Crooks' 40-point performance against Maryland in the 2024 NCAA Tournament. It is also the most points registered by an SEC frosh since Mikaylah Williams' 42 points vs. Kent State on Nov. 14, 2013.





DORE NOTES

KHAMIL COMING UP ACES AGAINST EVANSVILLE

The 42 points, 18 rebounds, and eight steals for Khamil Pierre against Evansville establish new career highs in each category. Her combined 60 points and rebounds are the most collected by a Vanderbilt women's basketball player in a game in program history. Her 42-point performance last Saturday also extended her career-long double-digit scoring streak to 13 games dating back to last season. She also collected her eighth double-double of the season, which is tied for the sixth-most in a season since 1999-00.

Pierre is the fifth NCAA Division I women's basketball player since 1999-00 to have a game stat line of 40-plus points, 15-plus rebounds, and 5-plus steals, and she is the first player to accomplish the feat since the 2013-14 season. Pierre is the fifth Commodore since 1999-00 to have a game with 30-plus points and 10-plus rebounds.

PIERRE'S 42-POINT PERFORMANCE

Khamil Pierre put on one of the most memorable performances in Vanderbilt women's basketball history in the 106-40 win over Evansville on Dec. 14. She posted 42 points, 18 rebounds, and eight steals in the win over the Purple Aces. Her 42-point performance set a new program record for most points scored in a single game, passing the previous mark of 41 points shared by Chantelle Anderson (Feb. 8, 2001) and Cijaja Harbison (Jan. 29, 2023).

The 6-2 forward started her day with a bang against the Purple Aces, scoring 20 points in the first quarter. Pierre's performance in the opening frame on Saturday marked the most points scored by a Commodore in the first quarter in program history. Additionally, Pierre ties Marnelle Garraud's program record for most points scored in any quarter, which was set on Jan. 16, 2023, in the fourth quarter at Arkansas.

Her 19 made field goals tie the program record for more field goals made in a game in Vanderbilt history, tying Anderson's 19 made field goals in her 40-point performance vs. Portland State. The 19 made field goals are also the sixth-most in SEC history.

The 42 points scored are the most in an NCAA Division I game this season. It is also tied for the most points scored by an SEC player since the 2020-21 season.

HISTORIC START FOR BLAKES

Freshman Mikayla Blakes scored 10-plus points in each of her first 13 games to begin her Vanderbilt career, ending on Dec. 29 vs. Alabama A&M. She is the first Dore since at least 1999-00 to open their Vandy career with 13-straight games with 10-plus points. Additionally, it is the fourth-longest double-digit scoring streak to begin a season in school history.

MIXING AND MATCHING

Vanderbilt used its fourth different starting lineup in the Dec. 1 win over Appalachian State, as graduate student Jane Nwaba returned to the starting five and sophomore Aiyana Mitchell made her first career start. Mitchell makes the seventh different Commodore to record a start through the season's first 10 games.

DOUBLE-DOUBLE DUO

Sophomore Khamil Pierre and graduate student Leilani Kapinus became the first set of Commodore teammates to record a double-double in the same game this season the win over Samford on Nov. 22. Pierre registered 21 points and 12 rebounds to post her fifth double-double of the season, while Kapinus collected 11 points and 10 rebounds to record her first at Vanderbilt. It is the first time since March 7, 2024, that two Vanderbilt players posted a double-double in the same game, as Pierre and Sacha Washington accomplished the feat against Florida in the second round of the 2024 SEC Tournament.

PIERRE'S SEASON-OPENING DOUBLE-DOUBLE STREAK

Khamil Pierre opened the 2024-25 season posting a double-double in three-straight games. She became the first Commodore since Koi Love in 2020-21 to open a season collecting three-straight double-doubles.

GREENE MAKING THE MOST OF HER FIRST START

Sophomore Madison Greene shined in her first career start at Vanderbilt in the 62-49 win at South Florida on Nov. 14. The guard was inserted into the lineup with senior Iyana Moore battling back spasms and turned in a season-high 15 points. Greene hit a career-best five 3-point field goals against the Bulldogs. She is the first Commodore to hit five 3-pointers in a game since Justine Pissott against Dayton on Dec. 20, 2023.

SEASON-OPENING DOUBLE-DOUBLE FOR KHAMIL

Khamil Pierre got her sophomore campaign started in a big way, as the 6-2 forward scored 25 points and pulled down 14 rebounds in the season-opening win over Lipscomb. It was the first time that a Commodore posted a double-double in a season opener since Koi Love's 24-point, 10-rebound performance at Little Rock in the first game of the 2020-21 season. It is Pierre's fifth career double-double, while she extended her double-digit scoring streak to four games dating back to last season.

A REMARKABLE DEBUT

Freshman Mikayla Blakes put on a spectacular showing in her Vanderbilt debut this past Monday, as she recorded 23 points, five assists, and five rebounds to go along with a pair of steals. She is the first Commodore to score 23 or more points in their debut game since Rebekah Dahlman's 23-point outing in her debut on Nov. 11, 2013, against Appalachian State.

GREENE'S RETURN

Madison Greene had a standout return to the court after missing the final 22 games last season. Greene recorded 14 points in 28 minutes off the bench in the season opener vs. Lipscomb on Nov. 4. She also established new career highs in steals (6), assists (4), and field goals made (6) in her return against the Bisons.

100-POINT BREAKOUT IN THE SEASON OPENER

Vanderbilt scored 100-plus points in a game for the first time since putting up 106 points in a 106-55 win at Tennessee State on Nov. 25, 2019. It was the first time under head coach Shea Ralph that the Commodores have tallied 100 or more points in a game. It was also the first time that Vandy scored 100-plus points at Memorial Gym since they knocked off Quinnipiac, 111-53, on Nov. 26, 2010. It is also the 47th time that Vanderbilt women's basketball has scored 100 or more points in a game in program history.

RETURNING FIRE POWER

Vanderbilt returns 78.4 percent of its scoring from last season as the Commodores bring back nine players from the 2023-24 roster. The group of returnees includes five players who started 10 or more games for the Dores a year ago, four of which started for Vandy during last year's NCAA Tournament run.

EXPERIENCED ROSTER

Vanderbilt is one of the most experienced teams in the SEC this season, as they have four players who have played in 90-plus games during their college career. That list includes Jordyn Oliver (114), Jane Nwaba (106), Sacha Washington (99), and Leilani KAPINUS (95). The Commodores are one of four SEC teams that have four or more players who have played in 90 more collegiate games.

ONE OF THE SEC'S BEST

Senior Sacha Washington, 2024-25 season, is one of two SEC players who have collected over 1,000 points, 700 rebounds, and 100 blocks in their career, joined by Ole Miss' Madison Scott. Washington became the 41st Commodore to score 1,000 career points during Vanderbilt's NCAA Tournament run last season. She comes into the year having amassed 1,008 points, 720 rebounds, 108 blocks, and 105 assists in 99 career games.

A TANGIBLE IMPROVEMENT

Vanderbilt's 23 wins this season marks an 11-win improvement from last year's win total of 12. It was tied for the largest improvement in win total from year-to-year in program history, matching the 1983-84 team.

SEC PROJECTIONS

Vanderbilt will be out to prove the preseason prognosticators wrong this year once again. The Commodores were selected to finish 10th in the SEC Preseason Media Poll and 12th in the SEC Coaches Poll. Vandy has finished better than projected in the preseason polls each year under head coach Shea Ralph. Last season, the Dores were picked to finish 13th in the preseason coaches poll and 14th in the preseason media poll, then went 9-7 in SEC games last season to finish in sixth place.





DORE NOTES





STATISTICAL RANKINGS

| Statistic | RANKING (as of 02.14) | | |
|---|-----------------------|-----|-------|
| | NCAA | SEC | Value |
| Assist/Turnover Ratio (353 ranked) | 31 | 5 | 1.19 |
| Assists Per Game (353 ranked) | 34 | 6 | 16.7 |
| Bench Points Per Game (353 ranked) | 141 | 11 | 19.3 |
| Blocks Per Game (353 ranked) | 187 | 14 | 3.0 |
| Field Goal Percentage (353 ranked) | 42 | 9 | 45.5 |
| Field Goal Percentage Defense (353 ranked) | 277 | 13 | 42.4 |
| Fouls Per Game (353 ranked) | 124 | 5 | 15.9 |
| Free Throw Attempts Per Game (353 ranked) | 58 | 6 | 19.04 |
| Free Throw Percentage (353 ranked) | 19 | 1 | 77.7 |
| Free Throws Made Per Game (353 ranked) | 24 | 3 | 14.80 |
| Rebound Margin (353 ranked) | 106 | 11 | 3.1 |
| Rebounds (Defensive) Per Game (353 ranked) | 255 | 13 | 23.7 |
| Rebounds (Offensive) Per Game (353 ranked) | 13 | 5 | 15.7 |
| Rebounds Per Game (349 ranked) | 61 | 8 | 39.44 |
| Scoring Defense (353 ranked) | 230 | 11 | 66.2 |
| Scoring Margin (349 ranked) | 24 | 6 | 18.0 |
| Scoring Offense (353 ranked) | 7 | 4 | 84.2 |
| Steals Per Game (353 ranked) | 10 | 1 | 12.5 |
| Three Point Attempts Per Game (353 ranked) | 134 | 7 | 20.9 |
| Three Point Percentage (353 ranked) | 122 | 9 | 32.6 |
| Three Point Percentage Defense (353 ranked) | 85 | 9 | 28.8 |
| Three Pointers Per Game (353 ranked) | 121 | 7 | 6.8 |
| Turnover Margin (353 ranked) | 14 | 4 | 7.48 |
| Turnovers Forced Per Game (353 ranked) | 21 | 4 | 21.44 |
| Turnovers Per Game (353 ranked) | 54 | 5 | 14.0 |
| Winning Percentage (353 ranked) | 71 | 8 | 72.0 |

| Individual | RANKING (as of 02.14) | | |
|-------------------------|-----------------------|-----|-------|
| | NCAA | SEC | Value |
| Mikayla Blakes | | | |
| Field Goal Attempts | 14 | 3 | 398 |
| Field Goal Percentage | 130 | 17 | 46.2 |
| Field Goals Made | 14 | 5 | 184 |
| Free Throw Attempts | 36 | 4 | 140 |
| Free Throw Percentage | 27 | 3 | 87.1 |
| Free Throw Made | 19 | 2 | 122 |
| Points Scored | 8 | 2 | 544 |
| Points Per Game | 10 | 3 | 21.8 |
| Steals | 25 | 6 | 63 |
| Steals Per Game | 34 | 4 | 2.52 |
| Three Point Attempts | 32 | 2 | 168 |
| Three Point Percentage | 161 | 13 | 32.1 |
| Three Pointers Made | 83 | 8 | 54 |
| Three Pointers Per Game | 116 | 10 | 2.16 |

| | | | |
|-----------------------------|-----|---|------|
| Khamil Pierre | | | |
| Double Doubles | 8 | 2 | 13 |
| Field Goal Attempts | 10 | 2 | 408 |
| Field Goal Percentage | 50 | 6 | 52.5 |
| Field Goals | 4 | 1 | 214 |
| Free Throw Attempts | 85 | 6 | 118 |
| Free Throw Made | 124 | 9 | 79 |
| Points Scored | 13 | 4 | 511 |
| Points Per Game | 12 | 4 | 21.3 |
| Rebounds | 23 | 3 | 243 |
| Offensive Rebounds Per Game | 28 | 2 | 3.7 |
| Rebounds Per Game | 21 | 2 | 10.1 |
| Steals | 11 | 2 | 73 |
| Steals Per Game | 13 | 2 | 3.04 |

| | | | |
|-------------------------|-----|----|------|
| Iyana Moore | | | |
| Three Pointers Attempts | 82 | 5 | 151 |
| Three Point Percentage | 131 | 10 | 34.4 |
| Three Pointers Made | 101 | 9 | 52 |
| Three Pointers Per Game | 113 | 10 | 2.16 |

| | | | |
|------------------------|-----|----|------|
| Jordyn Oliver | | | |
| Assists/Turnover Ratio | 19 | 5 | 2.54 |
| Assists | 130 | 10 | 94 |
| Assists Per Game | 155 | 12 | 3.8 |

SEC PLAYER OF THE WEEK

| Week | Player | Week | Player |
|-------|-----------------------------|-------|-----------------------|
| 11-12 | Raegen Beers, Okla. | 12-31 | Aaliyah Nye, Alabama |
| 11-19 | Talaysia Cooper, Tenn. | 01-07 | Georgia Amooore, UK |
| 11-26 | Khamil Pierre, Vandy | 01-14 | Aneesha Morrow, LSU |
| 12-03 | Aneesha Morrow, LSU | 01-22 | Madison Booker, Texas |
| | Payton Verhulst, Okla. | 01-28 | Taylor Jones, Texas |
| 12-10 | Izzy Higginbottom, Ark. | 02-04 | Georgia Amooore, UK |
| | Mikaylah Williams, Tenn. | 02-11 | Madison Booker, Texas |
| 12-17 | Khamil Pierre, Vandy | | |
| 12-23 | DeYona Gaston, Auburn | | |
| | Aneesah Morrow, LSU | | |

SEC FRESHMAN OF THE WEEK

| Week | Player | Week | Player |
|-------|------------------------------|-------|------------------------------|
| 11-12 | Clara Silva, UK | 01-07 | Jordan Lee, Texas |
| 11-19 | Mikayla Blakes, Vandy | 01-14 | Liv McGill, Florida |
| 11-26 | Mikayla Blakes, Vandy | 01-22 | Joyce Edwards, SC |
| | Sira Thienou, Ole Miss | 01-28 | Mikayla Blakes, Vandy |
| 12-03 | Joyce Edwards, SC | | Joyce Edwards, SC |
| | Justice Carlton, Texas | 02-04 | Mikayla Blakes, Vandy |
| 12-10 | Mikayla Blakes, Vandy | 02-11 | Mikayla Blakes, Vandy |
| | Syriah Daniels, Auburn | | |
| 12-17 | Sira Thienou, Ole Miss | | |
| 12-23 | Justice Carlton, Texas | | |
| 12-31 | Miyah Verse, Georgia | | |
| | Kaniya Boyd, Tenn. | | |

LEADERS & MISCELLANEOUS STATS

| | | |
|---|---|--|
| Leading Scorer - Season Mikayla Blakes - 21.8 ppg | Ind. High Points - Game 53 pts - Mikayla Blakes at Florida (01/30/25) | Largest Margin of Victory 66 pts - 106-40 vs. Evansville (12/14/24) |
| Leader in FG% - Season Khamil Pierre - 52.5% (214-408) | Ind. High Rebounds - Game 18 reb - Khamil Pierre vs. Evansville (12/14/24) | Largest Halftime Lead 38 pts - 58-20 vs. Evansville (12/14/24) |
| Leader in FT% - Season Mikayla Blakes - 87.1% (122-140) | Ind. High FTM - Game 16 FTM - Mikayla Blakes at Florida (01/30/25) | Largest Halftime Deficit 19 pts - 25-44 at Ole Miss (01/09/25) |
| Leader in 3-PFG% - Season Iyana Moore - 34.4% (52-151) | Ind. High 3-Pt FGM - Game 5 3PM - Mikayla Blakes 4x - Last: at Florida (01/30/25) | Largest Halftime Deficit in a Win 7 pts - 27-34 at Alabama (01/26/25) |
| Leader in 3-PFGM - Season Mikayla Blakes - 54 3PFM | Ind. High Assists - Game 11 - Jordyn Oliver vs. Georgia (01/02/25) | Largest Halftime Lead in a Loss 2 pts - 31-29 vs. Mississippi State (02/13/25) |
| Leading Rebounder - Season Khamil Pierre - 10.1 rpg | Ind. High Blocks - Game 3 - Aiyana Mitchell at Florida (01/30/25) | Largest Vandy Lead 68 pts - 106-38 vs. Evansville (12/14/24) |
| Leader in Assists - Season Jordyn Oliver - 3.8 apg | Ind. High Steals - Game 3 - Jordyn Oliver at Dayton (12/14/24) | Largest Vandy Deficit 35 pts - 31-66 at Ole Miss (01/09/25) |
| Leader in Steals - Season Khamil Pierre - 3.1 spg | Ind. High Steals - Game 8 - Khamil Pierre vs. Evansville (12/14/24) | Longest Scoring Run 26-0 vs. Hampton (11/20/24) |
| Leader in Blocks - Season Aiyana Mitchell - 0.6 bpg | 20-Pt Scoring Games Mikayla Blakes - 15 | Longest Opp. Scoring Run 12-0 - vs. Georgia (01/02/25) |
| 20-Pt Scoring Games Mikayla Blakes - 15 | 30-Pt Scoring Games Mikayla Blakes - 3 | Largest 1st Half Deficit in a Win 7 pts - 7-0 at Dayton (12/19/24) |
| 30-Pt Scoring Games Mikayla Blakes - 3 | 40-Pt Scoring Games M. Blakes/K. Pierre - 1 | Largest 2nd Half Deficit in a Win 9 pts - 32-41 at Alabama (01/26/25) |
| 40-Pt Scoring Games M. Blakes/K. Pierre - 1 | 50-Pt Scoring Games Mikayla Blakes - 1 | |

SCORING HIGH-LOW QUARTERS

| | |
|--|---|
| Most 1st Quarter Points Scored 34, vs. Evansville - 12.14.24 | Most 1st Quarter Points Allowed 31, vs. Kentucky - 01.05.25 |
| Most 1st Quarter Points Scored (SEC Games) 26 (2x), Last: vs. Arkansas - 01.23.25 | Most 1st Quarter Points Allowed (SEC Games) 31, vs. Kentucky - 01.05.25 |
| Fewest 1st Quarter Points Scored 10, at Texas - 02.06.25 | Fewest 1st Quarter Points Allowed 2, vs. Appalachian State - 12.1.24 |
| Fewest 1st Quarter Points Scored (SEC Games) 10, at Texas - 02.06.25 | Fewest 1st Quarter Points Allowed (SEC Games) 9, vs. Mississippi State - 02.13.25 |
| Most 2nd Quarter Points Scored 35, vs. West Georgia - 12.21.24 | Most 2nd Quarter Points Allowed 27, at Ole Miss - 01.09.25 |
| Most 2nd Quarter Points Scored (SEC Games) 27 (2x), Last: vs. at Florida - 01.30.25 | Most 2nd Quarter Points Allowed (SEC Games) 27, at Ole Miss - 01.09.25 |
| Fewest 2nd Quarter Points Scored 8, vs. Michigan State - 11.27.24 | Fewest 2nd Quarter Points Allowed 5, vs. Tennessee - 01.19.25 |
| Fewest 2nd Quarter Points Scored (SEC Games) 10, vs. Ole Miss - 02.02.25 | Fewest 2nd Quarter Points Allowed (SEC Games) 5, vs. Tennessee - 01.19.25 |
| Most 3rd Quarter Points Scored 29, vs. Georgia - 01.02.25 | Most 3rd Quarter Points Allowed 30, at Florida - 01.30.25 |
| Most 3rd Quarter Points Scored (SEC Games) 29, vs. Georgia - 01.02.25 | Most 3rd Quarter Points Allowed (SEC Games) 30, at Florida - 01.30.25 |
| Fewest 3rd Quarter Points Scored 12, at Ole Miss - 01.09.25 | Fewest 3rd Quarter Points Allowed 4 (2x), vs. Hampton - 11.20.24 |
| Fewest 3rd Quarter Points Scored (SEC Games) 12, at Ole Miss - 01.09.25 | Fewest 3rd Quarter Points Allowed (SEC Games) 7, at Alabama - 01.23.25 |
| Most 4th Quarter Points Scored 38, vs. Samford - 11.22.24 | Most 4th Quarter Points Allowed 33, vs. Michigan State - 11.27.24 |
| Most 4th Quarter Points Scored (SEC Games) 29 (2x), Last: vs. Arkansas - 01.23.25 | Most 4th Quarter Points Allowed (SEC Games) 30, at Florida - 01.30.25 |
| Fewest 4th Quarter Points Scored 8, at South Florida - 11.14.24 | Fewest 4th Quarter Points Allowed 7, vs. Austin Peay - 11.8.24 |
| Fewest 4th Quarter Points Scored (SEC Games) 17 (2x), vs. Mississippi State - 02.13.25 | Fewest 4th Quarter Points Allowed (SEC Games) 13, vs. Arkansas - 01.23.25 |



2024-25 OVERALL STATS

Game Records

| Record | Overall | Home | Away | Neutral |
|----------------|---------|------|------|---------|
| ALL GAMES | 18-7 | 12-3 | 5-3 | 1-1 |
| CONFERENCE | 5-6 | 3-3 | 2-3 | 0-0 |
| NON-CONFERENCE | 13-1 | 9-0 | 3-0 | 1-1 |

Score by Periods

| Team | 1st | 2nd | 3rd | 4th | OT | TOT |
|------------|-----|-----|-----|-----|----|------|
| Vanderbilt | 534 | 489 | 527 | 542 | 12 | 2104 |
| Opponents | 383 | 350 | 454 | 447 | 20 | 1654 |

Team Box Score

| No. | Player | | | | Total | | | 3-Point | | | F-Throw | | Rebounds | | | | | | | | | | | | |
|------------------|------------------|-----------|-------------|------|-----------------|-------------|----------------|-------------|----------------|-------------|------------|------------|------------|-------------|------------|----------|------------|------------|-----------|------------|-------------|-------------|--|--|--|
| | | GP-GS | MIN | AVG | FG-FGA | FG% | 3FG-3FGA | 3FG% | FT-FTA | FT% | OFF | DEF | TOT | AVG | PF | DQ | A | TO | BLK | STL | PTS | AVG | | | |
| 1 | BLAKES, Mikayla | 25-25 | 765:24 | 30.6 | 184-398 | .462 | 54-168 | .321 | 122-140 | .871 | 36 | 47 | 83 | 3.3 | 61 | 1 | 75 | 72 | 8 | 63 | 544 | 21.8 | | | |
| 12 | PIERRE, Khamil | 24-24 | 729:45 | 30.4 | 214-408 | .525 | 4-13 | .308 | 79-118 | .669 | 88 | 155 | 243 | 10.1 | 68 | 2 | 49 | 38 | 7 | 73 | 511 | 21.3 | | | |
| 23 | MOORE, Iyana | 24-23 | 770:48 | 32.1 | 109-291 | .375 | 52-151 | .344 | 50-60 | .833 | 21 | 49 | 70 | 2.9 | 55 | 2 | 62 | 62 | 5 | 25 | 320 | 13.3 | | | |
| 4 | GREENE, Madison | 25-4 | 546:29 | 21.9 | 68-154 | .442 | 22-59 | .373 | 39-45 | .867 | 16 | 44 | 60 | 2.4 | 46 | 0 | 36 | 44 | 1 | 30 | 197 | 7.9 | | | |
| 10 | NWABA, Jane | 25-23 | 381:60 | 15.3 | 44-95 | .463 | 13-35 | .371 | 21-28 | .750 | 28 | 32 | 60 | 2.4 | 28 | 0 | 25 | 17 | 7 | 19 | 122 | 4.9 | | | |
| 5 | KAPINUS, Leilani | 24-0 | 427:26 | 17.8 | 38-86 | .442 | 6-24 | .250 | 19-26 | .731 | 36 | 45 | 81 | 3.4 | 43 | 0 | 38 | 26 | 11 | 41 | 101 | 4.2 | | | |
| 14 | MITCHELL, Aiyana | 25-1 | 283:10 | 11.3 | 39-70 | .557 | 0-0 | .000 | 19-30 | .633 | 35 | 41 | 76 | 3.0 | 38 | 0 | 9 | 19 | 15 | 14 | 97 | 3.9 | | | |
| 11 | OLIVER, Jordyn | 25-25 | 760:39 | 30.4 | 43-95 | .453 | 0-1 | .000 | 10-13 | .769 | 48 | 73 | 121 | 4.8 | 32 | 1 | 94 | 37 | 12 | 36 | 96 | 3.8 | | | |
| 24 | MAKURAT, Aga | 11-0 | 131:58 | 12.0 | 14-49 | .286 | 9-38 | .237 | 1-1 | 1.000 | 7 | 20 | 27 | 2.5 | 3 | 0 | 10 | 7 | 5 | 3 | 38 | 3.5 | | | |
| 13 | PISSOTT, Justine | 16-0 | 140:27 | 8.8 | 15-41 | .366 | 8-28 | .286 | 6-8 | .750 | 12 | 22 | 34 | 2.1 | 13 | 0 | 9 | 9 | 1 | 3 | 44 | 2.8 | | | |
| 30 | WILSON, Trinity | 10-0 | 47:35 | 4.8 | 8-21 | .381 | 0-0 | .000 | 1-3 | .333 | 5 | 9 | 14 | 1.4 | 4 | 0 | 5 | 3 | 2 | 0 | 17 | 1.7 | | | |
| 2 | BROWN, Jada | 11-0 | 64:20 | 5.8 | 6-11 | .545 | 2-5 | .400 | 3-4 | .750 | 4 | 8 | 12 | 1.1 | 7 | 0 | 5 | 6 | 0 | 6 | 17 | 1.5 | | | |
| Team | | | | | | | | | | | 57 | 48 | 105 | | | | | | | | | | | | |
| Total | | 25 | 5050 | | 782-1719 | .455 | 170-522 | .326 | 370-476 | .777 | 393 | 593 | 986 | 39.4 | 398 | 6 | 417 | 349 | 74 | 313 | 2104 | 84.2 | | | |
| Opponents | | 25 | 5050 | | 638-1504 | .424 | 140-486 | .288 | 238-339 | .702 | 313 | 596 | 909 | 36.4 | 441 | 5 | 333 | 536 | 75 | 179 | 1654 | 66.2 | | | |

Team Statistics

| | VU | OPP |
|------------------------|-----------------|-----------------|
| Scoring | 2104 | 1654 |
| Points per game | 84.2 | 66.2 |
| Scoring margin | +18.0 | - |
| Field goals-att | 782-1719 | 638-1504 |
| Field goal pct | .455 | .424 |
| 3 point fg-att | 170-522 | 140-486 |
| 3-point FG pct | .326 | .288 |
| 3-pt FG made per game | 6.8 | 5.6 |
| Free throws-att | 370-476 | 238-339 |
| Free throw pct | .777 | .702 |
| F-Throws made per game | 14.8 | 9.5 |
| Rebounds | 986 | 909 |
| Rebounds per game | 39.4 | 36.4 |
| Rebounding margin | +3.1 | - |
| Assists | 417 | 333 |
| Assists per game | 16.7 | 13.3 |
| Turnovers | 349 | 536 |
| Turnovers per game | 14.0 | 21.4 |
| Turnover margin | +7.5 | - |
| Assist/turnover ratio | 1.2 | 0.6 |
| Steals | 313 | 179 |
| Steals per game | 12.5 | 7.2 |
| Blocks | 74 | 75 |
| Blocks per game | 3.0 | 3.0 |
| Winning streak | 0 | - |
| Home win streak | 0 | - |
| Attendance | 59050 | 31841 |
| Home games-Avg/Game | 15-3937 | 8-3980 |
| Neutral site-Avg/Game | - | 2-533 |

Team Results

| Date | Opponent | Score | Att. |
|------------|-----------------|------------|-------|
| 11/04/2024 | Lipscomb | W 102-50 | 5282 |
| 11/08/2024 | Austin Peay | W 93-37 | 2343 |
| 11/14/2024 | at South Fla. | W 62-49 | 2606 |
| 11/17/2024 | Butler | W 81-52 | 2615 |
| 11/20/2024 | Hampton | W 94-45 | 2353 |
| 11/22/2024 | Samford | W 104-59 | 2524 |
| 11/26/2024 | vs Arizona | W 71-60 | 450 |
| 11/27/2024 | vs Michigan St. | L 70-78 | 615 |
| 12/01/2024 | App State | W 94-40 | 2621 |
| 12/04/2024 | at Miami (FL) | W 88-70 | 2107 |
| 12/14/2024 | Evansville | W 106-40 | 2599 |
| 12/19/2024 | at Dayton | W 80-66 | 1632 |
| 12/21/2024 | West Ga. | W 103-68 | 2634 |
| 12/29/2024 | Alabama A&M | W 93-64 | 3061 |
| 01/02/2025 | Georgia | W 108-82 | 3120 |
| 01/05/2025 | Kentucky | L 78-96 | 8501 |
| 01/09/2025 | at Ole Miss | L 59-87 | 3825 |
| 01/13/2025 | at LSU | L 77-83 | 10201 |
| 01/19/2025 | Tennessee | W 71-70 | 8299 |
| 01/23/2025 | Arkansas | W 101-60 | 3500 |
| 01/26/2025 | at Alabama | W 66-64 | 2712 |
| 01/30/2025 | at Florida | W 99-86 | 1709 |
| 02/02/2025 | Ole Miss | L 61-76 | 6021 |
| 02/06/2025 | at Texas | L 66-87 | 7049 |
| 02/13/2025 | Mississippi St. | Lot2 77-85 | 3577 |





2024-25 SEC STATS

Game Records

| Record | Overall | Home | Away | Neutral |
|----------------|---------|------|------|---------|
| ALL GAMES | 5-6 | 3-3 | 2-3 | 0-0 |
| CONFERENCE | 5-6 | 3-3 | 2-3 | 0-0 |
| NON-CONFERENCE | 0-0 | 0-0 | 0-0 | 0-0 |

Score by Periods

| Team | 1st | 2nd | 3rd | 4th | OT | TOT |
|------------|-----|-----|-----|-----|----|-----|
| Vanderbilt | 196 | 194 | 222 | 239 | 12 | 863 |
| Opponents | 190 | 183 | 242 | 241 | 20 | 876 |

Team Box Score

| No. | Player | | | | Total | | 3-Point | | F-Throw | | Rebounds | | | | PF | DQ | A | TO | BLK | STL | PTS | AVG |
|------------------|------------------|-----------|-------------|------|----------------|-------------|---------------|-------------|----------------|-------------|------------|------------|------------|-------------|------------|----------|------------|------------|-----------|------------|------------|-------------|
| | | GP-GS | MIN | AVG | FG-FGA | FG% | 3FG-3FGA | 3FG% | FT-FTA | FT% | OFF | DEF | TOT | AVG | | | | | | | | |
| 1 | BLAKES, Mikayla | 11-11 | 380:56 | 34.6 | 88-188 | .468 | 25-70 | .357 | 74-83 | .892 | 19 | 27 | 46 | 4.2 | 32 | 1 | 26 | 40 | 5 | 23 | 275 | 25.0 |
| 12 | PIERRE, Khamil | 11-11 | 370:31 | 33.7 | 85-191 | .445 | 4-11 | .364 | 42-61 | .689 | 27 | 71 | 98 | 8.9 | 33 | 1 | 24 | 17 | 4 | 22 | 216 | 19.6 |
| 23 | MOORE, Iyana | 11-11 | 398:01 | 36.2 | 54-138 | .391 | 25-72 | .347 | 29-32 | .906 | 12 | 21 | 33 | 3.0 | 29 | 2 | 25 | 29 | 3 | 15 | 162 | 14.7 |
| 4 | GREENE, Madison | 11-0 | 208:48 | 19.0 | 22-52 | .423 | 9-22 | .409 | 12-14 | .857 | 3 | 13 | 16 | 1.5 | 21 | 0 | 10 | 15 | 0 | 6 | 65 | 5.9 |
| 10 | NWABA, Jane | 11-11 | 162:11 | 14.7 | 14-39 | .359 | 7-16 | .438 | 9-14 | .643 | 13 | 13 | 26 | 2.4 | 14 | 0 | 10 | 7 | 0 | 8 | 44 | 4.0 |
| 11 | OLIVER, Jordyn | 11-11 | 370:38 | 33.7 | 16-34 | .471 | 0-1 | .000 | 3-5 | .600 | 15 | 31 | 46 | 4.2 | 17 | 1 | 45 | 17 | 5 | 15 | 35 | 3.2 |
| 13 | PISSOTT, Justine | 7-0 | 62:14 | 8.9 | 6-14 | .429 | 3-11 | .273 | 4-4 | 1.000 | 5 | 7 | 12 | 1.7 | 8 | 0 | 6 | 7 | 1 | 0 | 19 | 2.7 |
| 5 | KAPINUS, Leilani | 11-0 | 170:14 | 15.5 | 10-25 | .400 | 1-7 | .143 | 5-7 | .714 | 12 | 20 | 32 | 2.9 | 20 | 0 | 8 | 11 | 3 | 15 | 26 | 2.4 |
| 2 | BROWN, Jada | 1-0 | 04:48 | 4.8 | 1-2 | .500 | 0-1 | .000 | 0-0 | .000 | 0 | 1 | 1 | 1.0 | 0 | 0 | 0 | 2 | 0 | 0 | 2 | 2.0 |
| 14 | MITCHELL, Aiyana | 11-0 | 113:08 | 10.3 | 8-18 | .444 | 0-0 | .000 | 3-5 | .600 | 10 | 17 | 27 | 2.5 | 19 | 0 | 5 | 9 | 8 | 6 | 19 | 1.7 |
| 24 | MAKURAT, Aga | 1-0 | 02:55 | 2.9 | 0-1 | .000 | 0-1 | .000 | 0-0 | .000 | 0 | 0 | 0 | 0.0 | 0 | 0 | 1 | 0 | 0 | 0 | 0 | 0.0 |
| 30 | WILSON, Trinity | 2-0 | 05:35 | 2.8 | 0-0 | .000 | 0-0 | .000 | 0-0 | .000 | 0 | 0 | 0 | 0.0 | 2 | 0 | 0 | 1 | 0 | 0 | 0 | 0.0 |
| Team | | | | | | | | | | | 21 | 15 | 36 | | | | 5 | | | | | |
| Total | | 11 | 2250 | | 304-702 | .433 | 74-212 | .349 | 181-225 | .804 | 137 | 236 | 373 | 33.9 | 195 | 5 | 160 | 160 | 29 | 110 | 863 | 78.5 |
| Opponents | | 11 | 2250 | | 337-713 | .473 | 66-213 | .310 | 136-181 | .751 | 159 | 282 | 441 | 40.1 | 200 | 3 | 166 | 190 | 36 | 77 | 876 | 79.6 |

Team Statistics

| | VU | OPP |
|------------------------|----------------|----------------|
| Scoring | 863 | 876 |
| Points per game | 78.5 | 79.6 |
| Scoring margin | -1.2 | - |
| Field goals-att | 304-702 | 337-713 |
| Field goal pct | .433 | .473 |
| 3 point fg-att | 74-212 | 66-213 |
| 3-point FG pct | .349 | .310 |
| 3-pt FG made per game | 6.7 | 6.0 |
| Free throws-att | 181-225 | 136-181 |
| Free throw pct | .804 | .751 |
| F-Throws made per game | 16.5 | 12.4 |
| Rebounds | 373 | 441 |
| Rebounds per game | 33.9 | 40.1 |
| Rebounding margin | -6.2 | - |
| Assists | 160 | 166 |
| Assists per game | 14.5 | 15.1 |
| Turnovers | 160 | 190 |
| Turnovers per game | 14.5 | 17.3 |
| Turnover margin | +2.7 | - |
| Assist/turnover ratio | 1.0 | 0.9 |
| Steals | 110 | 77 |
| Steals per game | 10.0 | 7.0 |
| Blocks | 29 | 36 |
| Blocks per game | 2.6 | 3.3 |
| Winning streak | 0 | - |
| Home win streak | 0 | - |
| Attendance | 33018 | 25496 |
| Home games-Avg/Game | 6-5503 | 5-5099 |
| Neutral site-Avg/Game | - | 0-0 |

Team Results

| Date | Opponent | | Score | Att. |
|------------|-----------------|------|--------|-------|
| 01/02/2025 | Georgia | W | 108-82 | 3120 |
| 01/05/2025 | Kentucky | L | 78-96 | 8501 |
| 01/09/2025 | at Ole Miss | L | 59-87 | 3825 |
| 01/13/2025 | at LSU | L | 77-83 | 10201 |
| 01/19/2025 | Tennessee | W | 71-70 | 8299 |
| 01/23/2025 | Arkansas | W | 101-60 | 3500 |
| 01/26/2025 | at Alabama | W | 66-64 | 2712 |
| 01/30/2025 | at Florida | W | 99-86 | 1709 |
| 02/02/2025 | Ole Miss | L | 61-76 | 6021 |
| 02/06/2025 | at Texas | L | 66-87 | 7049 |
| 02/13/2025 | Mississippi St. | Lot2 | 77-85 | 3577 |



HONORS & AWARDS

VANDERBILT COMMODORES

- NCAA.com Team of the Week (Jan. 28)

MIKAYLA BLAKES • Fr. • 5-8 • G • Somerset, N. J.

- SEC Freshman of the Week (Nov. 19)
- SEC Co-Freshman of the Week (Nov. 26)
- SEC Co-Freshman of the Week (Dec. 10)
- TSWA Player of the Week (Jan. 7)
- NCAA.com Player of the Week (Jan. 21)
- USBWA Tamika Catchings National Co-Freshman of the Week (Jan. 21)
- USBWA Tamika Catchings National Freshman of the Week (Jan. 28)
- AP National Player of the Week Runner-Up (Jan. 28)
- SEC Co-Freshman of the Week (Jan. 28)
- TSWA Player of the Week (Jan. 28)
- USBWA Ann Meyers Drysdale National Player of the Year Midseason Top 50 Watch List (Feb. 3)
- AP National Player of the Week (Feb. 4)
- USBWA Tamika Catchings National Freshman of the Week (Feb. 4)
- SEC Freshman of the Week (Feb. 4)
- TSWA Player of the Week (Feb. 4)
- Naismith Starting 5 Ann Meyers Drysdale Shooting Guard of the Year Award Top 10 Watch List (Feb. 4)
- SEC Freshman of the Week (Feb. 11)
- John R. Wooden Award Late Midseason Top 20 Watch List (Feb. 11)
- Jersey Mike's Naismith Trophy Women's College Player of the Year Midseason Team (Feb. 12)

KHAMIL PIERRE • So. • 6-2 • F • Phoenix, Ariz.

- SEC Player of the Week (Nov. 26)
- USBWA Ann Meyers Drysdale National Players of the Week (Dec. 17)
- AP National Player of the Week Runner-Up (Dec. 17)
- SEC Player of the Week (Dec. 17)
- TSWA Player of the Week (Dec. 17)
- TSWA Player of the Week (Dec. 31)
- John R. Wooden Award Midseason Top 25 Watch List (Jan. 7)
- USBWA Ann Meyers Drysdale National Player of the Year Midseason Top 50 Watch List (Feb. 3)
- Naismith Defensive Player of the Year Midseason Watch List (Feb. 5)
- Jersey Mike's Naismith Trophy Women's College Player of the Year Midseason Team (Feb. 12)

SACHA WASHINGTON • Sr. • 6-2 • F • Lawrenceville, Ga.

- Cheryl Miller Award Preseason Watch List (Nov. 1)



BLAKES WINS AP PLAYER OF THE WEEK (FEB. 4)

Freshman Mikayla Blakes was named the Associated Press Player of the Week on Feb. 4. She becomes the first Commodore in program history to be named AP Player of the Week, with the award starting in 2023-24. It is the second-straight week that Blakes was recognized by the AP, as she was runner-up for the award on Jan. 28.

RECORD-SETTING SEC FRESHMAN OF THE WEEK AWARD (FEB. 3)

Mikayla Blakes was named the SEC Freshman of the Week for the fifth time this season, tying her with Khamil Pierre (2023-24) for the most freshmen SEC weekly honors in program history. Blakes broke the SEC women's basketball single-game scoring record with 53 points at Florida on Jan. 30. For the week, Blakes averaged 34.5 points, 2.5 rebounds, and 2.0 steals per game.

NATIONAL PLAYER OF THE YEAR WATCH LIST FOR BLAKES AND PIERRE (FEB. 3)

Mikayla Blakes and Khamil Pierre, the nation's highest-scoring duo, were selected to the USBWA Ann Meyers Drysdale National Player of the Year Award midseason top 50 watch list.

Pierre has taken one of the biggest leaps forward in the country this season from last season, as she has improved her scoring average by 12.1 points from her freshman campaign. Pierre is putting up 21.0 points and 10.3 rebounds per game this season, making her the only player in the country to average over 20.0 points and 10.0 rebounds.

Blakes is making a strong case for national freshman of the year consideration. The 5-8 guard leads all NCAA Division I freshmen in scoring (22.1 ppg), points scored (509), and field goals made (172).

NCAA TEAM OF THE WEEK (JAN. 28)

Vanderbilt was selected as the NCAA Team of the Week after breaking into the Associated Press Women's College Basketball Top 25 Poll for the first time in over a decade. Vandy went 2-0 last week in a pair of SEC games that put them back over .500 in league play at 4-3. The Does collected a 101-60 win over Arkansas last Thursday to set the school record for most 100-point games in a season with six. The Does then went on the road to knock off No. 19-ranked Alabama on the road, 66-64, to post their first road win over a ranked team since the 2015-16 season.



HONORS & AWARDS



BLAKES UP FOR NATION'S BEST SHOOTING GUARD (FEB. 2)

The Naismith Basketball Hall of Fame and Women's Basketball Coaches Association (WBCA) announced on Feb. 4 that freshman Mikayla Blakes has been named to the 2025 Ann Meyers Drysdale Shooting Guard of the Year Award top 10 watch list.

Blakes is the first Commodore to be considered for the Ann Meyers Drysdale Award, which goes to the nation's top shooting guard since 2018 as part of the Naismith Starting Five awards. The Somerset, New Jersey, native all NCAA Division I freshmen in scoring (22.1 ppg), points scored (509), and field goals made (172). Blakes recently set the SEC women's basketball and NCAA true freshman scoring records with a 53-point performance at Florida on Jan. 30.

MIKAYLA WINS NATIONAL FRESHMAN OF THE WEEK...AGAIN!?!? (JAN. 28)

Vanderbilt's first-year standout guard Mikayla Blakes was named the USBWA Tamika Catchings National Freshman of the Week for the second-straight time. She is the first player to win the award twice this season.

Blakes averaged 28.5 points, 3.5 rebounds, 2.0 assists, and 2.0 steals to help Vanderbilt collect wins over Arkansas (101-61) and No. 19 Alabama (66-64). The guard registered back-to-back games with 20 or more points, extending her scoring streak to seven games. The guard also was named National Freshman of the Week by the USBWA on Jan. 21, where she shared the honor with Nebraska's Britt Prince.

BLAKES WINS FOURTH SEC FRESHMAN OF THE WEEK AWARD (JAN. 28)

Mikayla Blakes was named SEC Co-Freshman of the Week for the fourth time this season on Jan. 28, sharing the honors with South Carolina's Joyce Edwards. It is a league-high fourth SEC Freshman of the Week selection for Blakes. It is her first SEC weekly award since Dec. 10, when she shared SEC Freshman of the Week with Auburn's Syriah Daniels. Blakes' four SEC frosh award selections are second-most in school history, as Khamil Pierre captured the weekly honor program-best five times last season.

BLAKES SELECTED AS NATIONAL FRESHMAN OF THE WEEK (JAN. 21)

First-year Vanderbilt guard Mikayla Blakes won a pair of weekly national awards after her 23-point performance vs. No. 15-ranked Tennessee, which included a game-winning tip-in. Blakes was named the USBWA Tamika Catchings National Freshman of the Week, sharing the honor with Nebraska's Britt Prince.

BLAKES PICKED AS NCAA.COM PLAYER OF THE WEEK (JAN. 21)

NCAA's Autumn Johnson named Blakes the NCAA Player of the Week after her 23-point effort against the Lady Volunteers, which included a game-winning tip-in basket with 0.7 seconds left in the game.

BLAKES NAMED TSWA PLAYER OF THE WEEK (JAN. 7)


Freshman Mikayla Blakes averaged 30.0 points, 4.0 rebounds, 2.5 assists, and 2.0 steals to help Vanderbilt go 1-1 in its first week of SEC play to earn Tennessee Sports Writers Association Player of the Week honors. It is Blakes' first TSWA Player of the Week selection and Vanderbilt's third this season, as Khamil Pierre has been a two-time honoree.

The highlight of Blakes' week came in her first-ever SEC contest, as she scored a Vanderbilt freshman-record 36 points in a 108-82 win over Georgia on Jan. 2. She followed that up with a 24-point effort against No. 16-ranked Kentucky.

KHAMIL EARNS HER SECOND SEC PLAYER OF THE WEEK HONOR - DEC. 17

Sophomore Khamil Pierre was named SEC Player of the Week for the second time this season on Dec. 17. The 6-2 forward averaged an SEC-best 42.0 points, 18.0 points, and 8.0 steals this week, as Pierre set the Vanderbilt women's basketball single-game scoring record with a 42-point performance against Evansville in a 106-40 win on Dec. 14.

It is Pierre's second SEC Player of the Week selection of her career, as she previously earned the distinction on Nov. 26 of this season. She is the first player since Ciaja Harbison in 2022-23 to be named SEC Player of the Week multiple times in a season. Pierre also becomes the fifth Commodore to earn multiple SEC Player of the Week honors. Overall, it is Pierre's seventh SEC weekly honor, as she was named SEC Freshman of the Week a program-record five times during the 2023-24 campaign.





HONORS & AWARDS



PIERRE HAULING IN THE NATIONAL AWARDS - DEC. 17

The U.S. Basketball Writers Association (USBWA) named Vanderbilt women's basketball sophomore Khamil Pierre as one of five USBWA Ann Meyers Drysdale National Players of the Week on Dec. 17

It is the first USBWA Ann Meyers Drysdale National Players of the Week selection for Pierre. Additionally, she was also selected as this week's runner-up for the Associate Press National Player of the Week and was named the Tennessee Sports Writers Association (TSWA) Women's Basketball Player of the Week.

BLAKES WINS THIRD SEC FRESHMAN OF THE WEEK - DEC. 10

The SEC announced on Dec. 10 that Vanderbilt women's basketball guard Mikayla Blakes has been named the SEC Freshman of the Week for the third time this season. The guard scored 26 points at Miami on Dec. 4 to help the Dores register an 88-70 win in their only game last week. Her 26 points against the Hurricanes were the most points scored by an SEC freshman that week. Additionally, her 26-point outing against the Canes marked the third-most points scored by a Vanderbilt freshman in a true road contest in program history and ranks as the 12th-most scored in a contest by a Commodore frosh.

PIERRE NAMED SEC PLAYER OF THE WEEK - NOV. 26

Sophomore Khamil Pierre was named SEC Player of the Week for the first time in her career on Nov. 26. She averaged 18.0 points, 12.0 rebounds, and 3.5 steals in a pair of home wins over Hampton (Nov. 20) and Samford (Nov. 22). The two double-doubles pushed her season total to an NCAA-best five. Her 17 made field goals were the second-most during the week, as she shot 56.7 percent from the field. Pierre's 12.0 rebounds per game average was second-highest in the SEC last week. She scored double-digit points in both contests this week to extend her career-best double-digit scoring average to nine games dating back to last season. The sophomore is one of four NCAA Division I players who have posted a double-double in all but one game their team has played this season, while she is one of seven players in the nation averaging at least 19.0 points and 11.0 rebounds.

BLAKES PICKS UP HER SECOND SEC FRESHMAN OF THE WEEK - NOV. 26

Mikayla Blakes was named SEC Freshman of the Week for the second-straight week on Nov. 26. Blakes averaged 18.0 points and led all SEC freshmen at 6.5 assists per game last week. The guard contributed 33.0 points per game between points and assists in a pair of Vandy wins. Her career-high eight assists against Hampton on Nov. 20 were the most by an SEC player this week and the second-most by an SEC freshman this season. The guard was extremely efficient from the field, shooting 53.8 percent (14-of-26). She leads all SEC freshmen in scoring at 20.0 points per game. Blakes is the first Vanderbilt freshman since 2009-10 to score 14 or more points and have two or more steals in each of their first six games.

BLAKES EARNS HER FIRST SEC FRESHMAN OF THE WEEK - NOV. 19

Mikayla Blakes earned the first SEC weekly honor of her career, as she was named the SEC Freshman of the Week on Nov. 19. The Somerset, New Jersey, native led all SEC freshmen in scoring during the week, putting up 22.5 points per game in a pair of Commodore wins. She is the first Commodore to be named SEC Freshman of the Week since Khamil Pierre, who captured the award a school-record five times during the 2023-24 campaign. Blakes becomes the fifth player to win the conference's weekly freshman honor under head coach Shea Ralph, joining Pierre, Rynne Allen, Ilyana Moore, and Sacha Washington.

WATCH OUT FOR WASHINGTON - OCT. 30

Senior Sacha Washington was among 20 players named to the 2025 Cheryl Miller Award preseason watchlist, which goes to the nation's top small forward. Washington is the first Commodore to be considered for the Miller Award. The Lawrenceville, Georgia, native had a career year in 2023-24, as she averaged a personal-best 12.1 points and 7.9 rebounds per game. She shot 52.6 percent from the floor, had a team-best 44 blocks, and started in all 33 contests. The 6-2 forward scored double-digits in 18 games, which included a career-high 33 points against Louisiana Tech. She pulled down 10 or more rebounds in 10 contests and had nine double-doubles last season.





MEMORIAL GYMNASIUM



Memorial Gymnasium, the Southeastern Conference's most historic venue for college basketball, serves as the home court for the Vanderbilt Commodores. Dedicated in 1952 as a memorial to all Vanderbilt men and women who served in World War II, the arena was built as a combination gymnasium and concert hall by the late master architect Edwin Keeble.

Decades later, the unique style of Memorial Gym—with its benches on the baselines, a playing court that sits above portions of the crowd and deafening acoustics—continues to make the Commodores' home a dreaded stop for opponents. "Memorial Magic," with its capacity crowds, overflowing student section and lively pep band, have assisted in numerous Commodore victories. In the stands, fans across Middle Tennessee have helped Memorial Gymnasium rank among the NCAA's Top 30 attendance leaders on numerous occasions.

Connected to the facility sits a practice gym that includes three cross-court playing floors, coaches offices, a donor room, private suites and a Hall of Champions.

In all, Memorial Gym has been expanded three times. Constructed with a seating capacity of 6,583, the University saw its first need to increase seating in 1965 with the addition of two north-side balconies. Two years later, a pair of balancing balconies were erected on the south side of the gym and dubbed "The Balconies That Clyde Lee Built."

Capacity has fluctuated throughout the history of the building. It reached its highest number of 15,646 in 1969 when 4,000 seats were added in the east and west ends. When chairback seats in the end zones and suites on the north side were installed in the late 1990s capacity lowered to 14,168. Shortly thereafter, university officials removed portions of media press row on the south side in an effort to expand the student section by nearly 150 seats. Official capacity is now 14,326.

YEAR-BY-YEAR HOME RECORD

| Year | W-L |
|------------|----------------|
| 2024-25 | 12-3 |
| 2023-24 | 12-5 |
| 2022-23 | 9-7 |
| 2021-22 | 12-5 |
| 2020-21* | 3-2 |
| 2019-20 | 10-6 |
| 2018-19 | 5-9 |
| 2017-18 | 4-11 |
| 2016-17 | 10-5 |
| 2015-16 | 10-6 |
| 2014-15 | 9-6 |
| 2013-14 | 12-5 |
| 2012-13 | 12-2 |
| 2011-12 | 18-2 |
| 2010-11 | 12-3 |
| 2009-10 | 12-4 |
| 2008-09 | 15-1 |
| 2007-08 | 13-3 |
| 2006-07 | 15-1 |
| 2005-06 | 13-3 |
| 2004-05 | 11-3 |
| 2003-04 | 11-3 |
| 2002-03 | 11-2 |
| 2001-02 | 18-1 |
| 2000-01 | 16-2 |
| 1999-00 | 11-3 |
| 1998-99 | 9-5 |
| 1997-98 | 12-2 |
| 1996-97 | 13-1 |
| 1995-96 | 13-2 |
| 1994-95 | 16-1 |
| 1993-94 | 14-2 |
| 1992-93 | 15-1 |
| 1991-92 | 13-2 |
| 1990-91 | 11-3 |
| 1989-90 | 15-2 |
| 1988-89 | 10-1 |
| 1987-88 | 12-2 |
| 1986-87 | 15-2 |
| 1985-86 | 11-3 |
| 1984-85 | 6-4 |
| 1983-84 | 9-3 |
| 1982-83 | 5-6 |
| 1981-82 | 10-4 |
| 1980-81 | 6-5 |
| 1979-80 | 6-5 |
| 1978-79 | 7-5 |
| 1977-78 | 10-2 |
| Total..... | 533-165 (.765) |

Vanderbilt has ranked among the top attendance draws in women's basketball over the years. Here is a year-by-year look at VU's home attendance figures, including where the team has ranked nationally in total attendance since the 1999-00 season:

| Year | Games | Total | Average | National Rank (Total) |
|----------|-------|--------|---------|-----------------------|
| 2024-25 | 15 | 59,050 | 3,937 | 31st |
| 2023-24 | 17 | 47,479 | 2,793 | 53rd |
| 2022-23 | 16 | 38,640 | 2,415 | 57th |
| 2021-22 | 18 | 31,211 | 1,734 | 51st |
| 2020-21* | 5 | 209 | 42 | — |
| 2019-20 | 16 | 37,391 | 2,369 | 54th |
| 2018-19 | 14 | 33,129 | 2,366 | 64th |
| 2017-18 | 15 | 42,705 | 2,847 | 45th |
| 2016-17 | 15 | 42,685 | 2,846 | 40th |
| 2015-16 | 16 | 46,496 | 2,906 | 37th |
| 2014-15 | 15 | 53,280 | 3,552 | 30th |
| 2013-14 | 17 | 66,338 | 3,902 | 25th |
| 2012-13 | 14 | 56,309 | 4,022 | 24th |
| 2011-12 | 20 | 82,261 | 4,113 | 23rd |
| 2010-11 | 15 | 68,828 | 4,589 | 20th |
| 2009-10 | 16 | 69,521 | 4,345 | 21st |
| 2008-09 | 16 | 76,150 | 4,759 | 18th |
| 2007-08 | 17 | 91,279 | 5,369 | 17th |
| 2006-07 | 16 | 72,215 | 4,513 | 23rd |
| 2005-06 | 16 | 65,693 | 4,106 | 23rd |
| 2004-05 | 14 | 51,682 | 3,692 | 31st |
| 2003-04 | 14 | 44,352 | 3,168 | 33rd |
| 2002-03 | 13 | 57,709 | 4,439 | 21st |
| 2001-02 | 19 | 90,800 | 4,779 | 16th |
| 2000-01 | 18 | 50,650 | 2,814 | 36th |
| 1999-00 | 14 | 44,982 | 3,213 | 30th |
| 1998-99 | 14 | 65,046 | 4,646 | -- |
| 1997-98 | 14 | 91,056 | 6,504 | -- |
| 1996-97 | 14 | 67,967 | 4,854 | -- |
| 1995-96 | 15 | 88,151 | 5,877 | -- |
| 1994-95 | 17 | 69,788 | 4,105 | -- |
| 1993-94 | 14 | 73,686 | 5,253 | -- |
| 1992-93 | 14 | 67,871 | 4,848 | -- |
| 1991-92 | 15 | 36,266 | 2,418 | -- |
| 1990-91 | 14 | 20,205 | 1,443 | -- |
| 1989-90 | 17 | 25,887 | 1,522 | -- |
| 1988-89 | 11 | 14,265 | 1,297 | -- |
| 1987-88 | 13 | 7,324 | 563 | -- |
| 1986-87 | 17 | 12,248 | 721 | -- |
| 1985-86 | 14 | 5,750 | 411 | -- |
| 1984-85 | 10 | 4,450 | 445 | -- |
| 1983-84 | 12 | 8,664 | 722 | -- |
| 1982-83 | 11 | 6,950 | 632 | -- |
| 1981-82 | 14 | 6,310 | 451 | -- |
| 1980-81 | 10 | 2,525 | 253 | -- |

*Vanderbilt discontinued its 2020-21 season due to the COVID-19 pandemic

Memorial Gym Women's Basketball Crowds Over 10,000

| Rank | Attendance | Opponent | Date |
|------|------------|------------|------------|
| 1. | 15,317 | Tennessee | 1/30/1993 |
| 2. | 15,311 | Tennessee | 2/7/1999 |
| 3. | 15,187 | Tennessee | 2/25/1996 |
| 4. | 14,848 | Tennessee | 2/16/1998 |
| 5. | 14,316 | Tennessee | 2/17/2008 |
| 6. | 14,168 | Tennessee | 2/16/2002 |
| 7. | 13,227 | Tennessee | 12/31/1994 |
| 8. | 13,127 | Tennessee | 1/19/2006 |
| 9. | 12,645 | Tennessee | 1/31/1994 |
| 10. | 12,417 | Tennessee | 1/19/1997 |
| 11. | 12,131 | Ohio State | 1/6/1993 |
| 12. | 12,034 | Tennessee | 2/9/2012 |
| 13. | 12,009 | Tennessee | 1/25/2007 |
| 14. | 11,401 | Tennessee | 2/2/2003 |
| 15. | 11,386 | Tennessee | 2/14/2011 |
| 16. | 10,561 | Tennessee | 2/15/2004 |
| 17. | 10,154 | Tennessee | 1/24/2013 |
| 18. | 10,149 | Tennessee | 2/24/2000 |





RECORDS AT A GLANCE

Points

| | | |
|--------|---------|---|
| Game | 1. | 53 • Mikayla Blakes at Florida, 1.30.25 |
| | 2. | 42 • Khamil Pierre vs. Evansville, 12.14.24 |
| | 7. | 37 • Iyana Moore at Kentucky, 1.11.24 |
| | 8. | 36 • Mikayla Blakes vs. Georgia, 1.2.25 |
| | . | 36 • Wendy Scholtens vs. Lipscomb, 1.9.90 |
| | 2024-25 | 53 • Mikayla Blakes at Florida, 1.30.25 |
| Season | 1. | 855 • Wendy Scholtens, 1989-90 |
| | 10. | 612 • Sheri Sam, 1995-96 |
| | 2024-25 | 544 • Mikayla Blakes |
| Career | 1. | 2,604 • Chantelle Anderson, 2000-03 |
| | 10. | 1,618 • Jasmine Lister, 2011-14 |
| | Active | 1,233 • Iyana Moore, 2022-present |

Field Goals Made

| | | |
|--------|---------|--|
| Game | 1. | 19 • Khamil Pierre vs. Evansville, 12.14.24 |
| | . | Chantelle Anderson at Portland State, 12.23.00 |
| | 8. | 15 • 8 Times, Last: Sacha Washington vs. La. Tech, 12.3.23 |
| | 2024-25 | 19 • Khamil Pierre vs. Evansville, 12.14.24 |
| Season | 1. | 309 • Wendy Scholtens, 1989-90 |
| | 10. | 241 • Aljeanette Bramlett, 1981-82 |
| | 2024-25 | 214 • Khamil Pierre |
| Career | 1. | 1,020 • Chantelle Anderson, 2000-03 |
| | 10. | 625 • Sheri Sam, 1992-96 |
| | Active | 408 • Iyana Moore, 2022-present |

Field Goals Attempted

| | | |
|--------|---------|---|
| Game | 1. | 31 • Eva Lemeh at Georgia, 2.16.81 |
| | 5. | 28 • Khamil Pierre vs. Evansville, 12.14.24 |
| | | Gayle Kinzer at Belmont, 1.19.81 |
| | 8. | 25 • Four times: Last: Khamil Pierre at Texas, 2.6.25 |
| | 2024-25 | 28 • Khamil Pierre vs. Evansville, 12.14.24 |
| Season | 1. | 571 • Barbara Brackman, 1981-82 |
| | 10. | 463 • Donna Atkinson, 1983-84 |
| | 2024-25 | 408 • Khamil Pierre |
| Career | 1. | 1,655 • Wendy Scholtens, 1988-91 |
| | 10. | 1,301 • Carla Thomas, 2004-2007 |
| | Active | 1,086 • Iyana Moore, 2022-present |

Field Goal Percentage

| | | |
|----------------|---------|--|
| Game | 1. | 1.000 • 4 Times, Last: Hannah Tuomi, 10-10 vs. UF, 2.24.10 |
| (Min. 10 FGM) | 9. | .917 • 3 Times, Last: Ashley Earley, 11-12 at Tenn., 2.13.05 |
| | 2024-25 | .706 (12-17) • Khamil Pierre vs. Lipscomb, 11.4.24 |
| Season | 1. | .723 (292-404) • Chantelle Anderson, 2000-01 |
| (Min. 150 FGM) | 10. | .602 (103-171) • Nicole Jules, 2005-06 |
| | 2024-25 | .525 (214-408) • Khamil Pierre |
| Career | 1. | .651 (1,020-1,568) • Chantelle Anderson, 2000-03 |
| (Min. 400 FGM) | 10. | .543 (706-1,301) • Carla Thomas, 2004-07 |
| | Active | .487 (403-824) • Sacha Washington, 2022-present |

3-Pointers Made

| | | |
|--------|---------|--|
| Game | 1. | 9 • Iyana Moore, vs. Alabama State, 12.28.21 |
| | 5. | 7 • 11 Times, Last: Marnelle Garraud at Arkansas, 1.16.23 |
| | 2024-25 | 5 • Seven Times: Last: Mikayla Blakes at Florida, 01.30.25 |
| Season | 1. | 95 • Caroline Williams, 2005-06 |
| | 10. | 80 • Christina Wirth, 2008-09 |
| | 2024-25 | 54 • Mikayla Blakes |
| Career | 1. | 276 • Christina Foggie, 2011-14 |
| | 7. | 203 • Julie Powell, 1991-94 |
| | 8. | 188 • Iyana Moore, 2022-present |

3-Pointers Attempted

| | | |
|--------|---------|--|
| Game | 1. | 17 • Christina Foggie vs. Virginia, 11.23.12 |
| | | 17 • Christina Foggie vs. Maryland, 3.28.09 |
| | 10. | 13 • 12 Times, Last: Marnelle Garraud, vs. Georgia, 2.5.23 |
| | 2024-25 | 13 • Iyana Moore vs. Kentucky, 01.05.25 |
| | 1. | 225 • Merideth Marsh, 2009-10 |
| | 10. | 241 • Aljeanette Bramlett, 1981-82 |
| | 2024-25 | 168 • Mikayla Blakes |
| Career | 1. | 735 • Christina Foggie, 2011-14 |
| | 5. | 573 • Christina Wirth, 2006-09 |
| | 6. | 529 • Iyana Moore, 2022-present |

3-Point Percentage

| | | |
|----------------|---------|--|
| Game | 1. | 1.000 • Seven Times, Last: Erin Whalen (5-5) at Ala. 1.21.18 |
| (Min. 5 3PM) | 2024-25 | .625 (5-8) • Three Times, Last: Iyana Moore at LSU, 1.13.25 |
| Season | 1. | .505 (48-95) • Caroline Williams, 2004-05 |
| (Min. 40 3PA) | 10. | .446 (37-83) • Christa Reed, 2016-17 |
| | 2024-25 | .344 (52-151) • Iyana Moore |
| Career | 1. | .465 (238-512) • Caroline Williams, 2004-07 |
| (Min. 100 3PM) | 10. | .394 (145-368) • Donna Harris, 1990-94 |
| | Active | .355 (188-529) • Iyana Moore, 2022-present |

Free Throws Made

| | | |
|--------|---------|--|
| Game | 1. | 18 • Ashley McElhiney vs. LSU, 2.15.01 |
| | . | 18 • Wendy Scholtens at Tenn. Tech, 1.11.89 |
| | 4. | 16 • Four Times, Last: Mikayla Blakes, at Florida 01.30.25 |
| | 2024-25 | 16 • Mikayla Blakes at Florida, 01.30.25 |
| Season | 1. | 236 • Wendy Scholtens, 1989-90 |
| | 10. | 133 • Tiffany Clarke, 2012-13 |
| | | 133 • Harriet Brumfield, 1981-82 |
| | 2024-25 | 122 • Mikayla Blakes |
| Career | 1. | 681 • Wendy Scholtens, 1988-91 |
| | 10. | 298 • Ashley McElhiney, 2000-03 |
| | Active | 229 • Iyana Moore, 2022-present |

Free Throws Attempted

| | | |
|--------|---------|--|
| Game | 1. | 19 • Ashley McElhiney vs. LSU, 2.15.01 |
| | 2. | 18 • 3 Times, Last: Mikayla Blakes, at Florida, 01.30.25 |
| | 2024-25 | 18 • Mikayla Blakes, at Florida, 01.30.25 |
| Season | 1. | 264 • Wendy Scholtens, 1989-90 |
| | 10. | 190 • Christina Foggie, 2013-14 |
| | 2024-25 | 140 • Mikayla Blakes |
| Career | 1. | 785 • Wendy Scholtens, 1988-91 |
| | 10. | 413 • Dee Davis, 2004-07 |
| | Active | 316 • Sacha Washington, 2022-present |

Free Throw Percentage

| | | |
|----------------|---------|--|
| Game | 1. | 1.000 • 19 Times, Last: Iyana Moore (10-10) vs Ga., 3.3.24 |
| (Min. 10 FTM) | 2024-25 | .929 (13-14) • Mikayla Blakes vs. Georgia, 01.02.25 |
| Season | 1. | .938 (61-65) • Christa Reed, 2017-18 |
| | 10. | .870 (47-54) • Bella LaChance, 2022-23 |
| | 2024-25 | .871 (122-140) • Mikayla Blakes |
| Career | 1. | .868 (681-785) • Wendy Scholtens, 1988-91 |
| (Min. 160 FTM) | 5. | .817 (223-273) • Iyana Moore, 2022-present |
| | 10. | .789 (195-247) • Julie Powell, 1991-94 |
| | Active | .821 (229-279) • Iyana Moore, 2022-present |

Rebounds

| | | |
|--------|---------|--|
| Game | 1. | 22 • Wendy Scholtens vs. Lipscomb, 1.9.90 |
| | | 22 • Wendy Scholtens vs. Wright State, 12.9.89 |
| | | 22 • Barbara Brackman vs. Union, 1.4.83 |
| | 10. | 19 • 6 Times, Last: Jennifer Holmes vs. Florida, 2.25.99 |
| | 2024-25 | 18 • Khamil Pierre vs. Evansville, 12.14.24 |
| Season | 1. | 389 • Wendy Scholtens, 1989-90 |
| | 10. | 283 • Barbara Brackman, 1981-82 |
| | 2024-25 | 249 • Khamil Pierre |
| Career | 1. | 1,272 • Wendy Scholtens, 1988-91 |
| | 10. | 822 • Chantelle Anderson, 2000-03 |
| | Active | 720 • Sacha Washington, 2022-present |

Assists

| | | |
|--------|---------|--|
| Game | 1. | 17 • Ashley McElhiney at Louisville, 1.2.03 |
| | 7. | 13 • 5 Times, Last: Jasmine Lister vs. Tenn., 2.9.12 |
| | 2024-25 | 11 • Jordyn Oliver vs. Georgia, 01.02.25 |
| Season | 1. | 262 • Cathy Bender, 1981-82 |
| | 10. | 168 • Jasmine Lister, 2012-13 |
| | 2024-25 | 94 • Jordyn Oliver |
| Career | 1. | 730 • Dee Davis, 2004-07 |
| | 10. | 438 • Jordyn Cambridge, 2018-24 |
| | Active | 242 • Iyana Moore, 2022-present |

Steals

| | | |
|--------|---------|---|
| Game | 1. | 11 • Eva Lemeh vs. Murray State, 12.14.80 |
| | 6. | 8 • 8 Times, Last: Khamil Pierre vs. Evansville, 12.14.24 |
| | 2024-25 | 8 • Khamil Pierre vs. Evansville, 12.14.24 |
| Season | 1. | 129 • Jordyn Cambridge, 2021-22 |
| | 10. | 87 • Karen Booker, 1989-90 |
| | . | 87 • Jade Huntington, 1989-90 |
| | 2024-25 | 73 • Khamil Pierre |
| Career | 1. | 351 • Jordyn Cambridge, 2018-24 |
| | 10. | 221 • Jennifer Risper, 2006-09 |
| | Active | 125 • Iyana Moore, 2022-present |

Blocked Shots

| | | |
|--------|---------|---|
| Game | 1. | 10 • Angela Gorsica vs. Wingate, 12.28.95 |
| | . | 10 • Heidi Gillingham vs. Middle Tennessee, 1.30.92 |
| | 4. | 8 • 15 Times, Last: Angela Gorsica vs. DePaul, 2.19.97 |
| | 2024-25 | 3 • Four Times, Last: Aiyana Mitchell, at Florida, 01.30.25 |
| Season | 1. | 309 • Wendy Scholtens, 1989-90 |
| | 10. | 241 • Aljeanette Bramlett, 1981-82 |
| | 2024-25 | 15 • Aiyana Mitchell |
| Career | 1. | 413 • Heidi Gillingham, 1991-94 |
| | 10. | 112 • Harriet Brumfield, 1982-85 |
| | Active | 108 • Sacha Washington, 2022-present |

Points Per Game

| | | |
|---------------|---------|---|
| Season | 1. | 25.2 (855 pts) • Wendy Scholtens, 1989-90 |
| | 10. | 19.7 (671 pts) • Harriet Brumfield, 1981-82 |
| | 2024-25 | 21.8 (544 pts) • Mikayla Blakes |
| Career | 1. | 21.3 (122 GP) • Wendy Scholtens, 1988-91 |
| (Min. 100 GP) | 10. | 12.8 (119 GP) • Karen Booker, 1984-87 |
| | Active | 13.4 (92 GP) • Iyana Moore, 2022-present |

Games Played

| | | |
|--------|--------|---|
| Career | 1. | 137 • Jessica Mooney, 2007-10 |
| | | 137 • Chantelle Anderson, 2000-03 |
| | 10. | 132 • Six times, Last: Tiffany Clarke vs. 2010-13 |
| | Active | 99 • Sacha Washington, 2022-present |

Minutes Played

| | | |
|--------|---------|--|
| Game | 1. | 50 • Karen McGinn vs. Auburn, 12.13.78 |
| | | 50 • Ann Morrow vs. Auburn, 12.13.78 |
| | 9. | 46 • Chavonne Hammond vs. Kansas, 3.18.00 |
| | | 46 • Ashley Smith vs. George Washington, 12.22.98 |
| | 2024-25 | 44 • M. Blakes/K. Pierre vs. Mississippi State, 02.13.25 |
| Season | 1. | 1,298 • Ashley McElhiney, 2001-02 |
| | 10. | 1,179 • Zuzi Klimesova, 2000-01 |
| | 2024-25 | 771 • Iyana Moore |
| Career | 1. | 4,626 • Jasmine Lister, 2011-14 |
| | 10. | 3,779 • Christina Werth, 2006-09 |
| | Active | 2,996 • Iyana Moore, 2022-present |





THE LAST TIME WHEN...

SCORING

| | |
|------------------------|--|
| Less than 40 pts | 31 • East Tennessee St. • Johnson City, Tenn. • 12.01.22 |
| 40-49 pts | 49 • Texas A&M • College Station, Texas • 02.15.24 |
| Less than 50 pts & Won | 49 • Texas A&M • College Station, Texas • 02.15.24 |
| 90-99 pts | 99 • Florida • Gainesville, Fla. • 01.30.25 |
| 100+ pts (regulation) | 101 • Arkansas • Nashville, Tenn. • 01.23.25 |
| 100+ pts | 101 • Arkansas • Nashville, Tenn. • 01.23.25 |

OPPONENT SCORING

| | |
|------------------------|--|
| Less than 40 pts | 37 • Austin Peay • Nashville, Tenn. • 11.08.24 |
| 40-49 pts | 40 • Evansville • Nashville, Tenn. • 12.14.24 |
| Less than 50 pts & Won | 44 • East Tennessee St. • Johnson City, Tenn. • 12.01.22 |
| 90-99 pts | 96 • Kentucky • Nashville, Tenn. • 01.05.25 |
| 100+ pts (regulation) | 106 • South Carolina • Nashville, Tenn. • 01.14.21 |
| 100+ pts | 106 • South Carolina • Nashville, Tenn. • 01.14.21 |

FIELD GOAL PERCENTAGE

| | |
|--------------------|---|
| 20.0%-29.9% | 27.9% (19-68) • Florida • Gainesville, Fla. • 12.22.23 |
| 30.0%-39.9% | 37.2% (29-78) • Mississippi State • Nashville, Tenn. • 02.13.25 |
| 30.0%-39.9% & Won | 33.8% (23-68) • Alabama • Tuscaloosa, Ala. • 01.26.25 |
| 50.0%-59.9% | 53.1% (34-64) • Florida • Gainesville, Fla. • 01.30.25 |
| 50.0%-59.9% & lost | 51.9% (27-52) • Alabama • Tuscaloosa, Ala. • 01.26.25 |
| 60.0% or higher | 69.2% (36-52) • Air Force • Nashville, Tenn. • 11.30.15 |

OPPONENT FIELD GOAL PERCENTAGE

| | |
|--------------------|---|
| 20.0%-29.9% | 27.8% (15-54) • Evansville • Nashville, Tenn. • 12.14.24 |
| 20.0%-29.9% & won | 27.4% (17-62) • East Tenn. St. • Johnson City, Tenn. • 12.1.22 |
| 30.0%-39.9% | 38.9% (35-90) • Mississippi State • Nashville, Tenn. • 02.13.25 |
| 30.0%-39.9% & won | 38.9% (35-90) • Mississippi State • Nashville, Tenn. • 02.13.25 |
| 50.0%-59.9% | 52.8% (28-53) • Texas • Austin, Texas • 02.06.25 |
| 50.0%-59.9% & lost | 51.9% (27-52) • Alabama • Tuscaloosa, Ala. • 01.26.25 |
| 60.0% or higher | 66.7% (28-42) • Georgia • Nashville, Tenn. • 2.5.23 |

FREE THROW PERCENTAGE

| | |
|----------------------------|--|
| Less than 50.0% | 37.5% (3-8) • South Florida • Tampa, Fla. • 11.14.24 |
| 90.0%-99.9% | 93.5% (29-31) • Georgia • Nashville, Tenn. • 01.02.25 |
| 1.000% | 15-15 • Appalachian State • Nashville, Tenn. • 12.1.24 |
| 1.000% w/ 10 or more makes | 15-15 • Appalachian State • Nashville, Tenn. • 12.1.24 |

OPPONENT FREE THROW PERCENTAGE

| | |
|----------------------------|--|
| Less than 50.0% | 28.6% (4-14) • Austin Peay • Nashville, Tenn. • 11.08.24 |
| 90.0%-99.9% | 92.3% (12-13) • Ole Miss • Oxford, Miss. • 01.09.25 |
| 1.000% | 3-3 • South Florida • Tampa, Fla. • 11.14.24 |
| 1.000% w/ 10 or more makes | 12-12 • Texas A&M • College Station, Texas • 2.10.22 |

BASKETS MADE

| | |
|---------------------------------|--|
| 40+ field goals made | 40 • Alabama A&M • Nashville, Tenn. • 12.29.24 |
| 10-14 3-point field goals made | 11 • Florida • Gainesville, Fla. • 01.30.25 |
| 15+ 3-point field goals made | 17 • Alabama State • Nashville, Tenn. • 12.28.21 |
| Did not make a 3-pointer | 0-9 • Butler • Indianapolis • 12.7.23 |
| Made 20+ free throws | 20 (20-26) • Texas • Austin, Texas • 02.06.25 |
| Made less than five free throws | 3 (3-8) • South Florida • Tampa, Fla. • 11.14.24 |
| Made 5-10 free throws | 9 (9-14) • Ole Miss • Oxford, Miss. • 01.09.25 |

OPPONENT BASKETS MADE

| | |
|---------------------------------|--|
| 40+ field goals made | 42 • South Carolina • Nashville, Tenn. • 1.14.21 |
| 10-14 3-point field goals made | 10 • West Georgia • Nashville, Tenn. • 12.21.24 |
| 15+ 3-point field goals made | 15 • Kentucky • Nashville, Tenn. • 01.05.25 |
| Did not make a 3-pointer | 0-8 • Ole Miss • Nashville, Tenn. • 2.20.22 |
| Made 20+ free throws | 22 (22-26) • Texas • Austin, Texas • 02.06.25 |
| Made less than five free throws | 4 (4-7) • Arkansas • Nashville, Tenn. • 01.23.25 |
| Made 5-10 free throws | 5 (5-6) • Alabama • Tuscaloosa, Ala. • 01.26.25 |

REBOUNDS

| | |
|--------------------|--|
| 10-20 rebounds | 20 • Georgia • Nashville, Tenn. • 2.5.23 |
| 21-29 rebounds | 23 • Ole Miss • Nashville, Tenn. • 02.02.25 |
| 40-44 rebounds | 43 • Mississippi State • Nashville, Tenn. • 02.13.25 |
| 45-49 rebounds | 48 • Appalachian State • Nashville, Tenn. • 12.1.24 |
| 50+ rebounds | 51 • West Georgia • Nashville, Tenn. • 12.21.24 |
| 20+ rebound margin | +27 • Austin Peay • Nashville, Tenn. • 11.08.24 |
| 30+ rebound margin | +30 • Samford • Nashville, Tenn. • 11.22.24 |

OPPONENT REBOUNDS

| | |
|--------------------|---|
| 20-24 rebounds | 24 • Miami • Coral Gables, Fla. • 12.04.24 |
| 25-29 rebounds | 26 • Samford • Nashville, Tenn. • 11.22.24 |
| 40-44 rebounds | 42 • Tennessee • Nashville, Tenn. • 01.19.25 |
| 45-49 rebounds | 48 • Michigan State • Palm Springs, Calif. • 11.27.24 |
| 50+ rebounds | 65 • Mississippi State • Nashville, Tenn. • 02.13.25 |
| 20+ rebound margin | +22 • Mississippi State • Nashville, Tenn. • 02.13.25 |

STEALS

| | |
|--------------|--|
| 0-5 steals | 3 • Tennessee • Nashville, Tenn. • 01.19.25 |
| 10-15 steals | 15 • Mississippi State • Nashville, Tenn. • 02.13.25 |
| 16-19 steals | 17 • Alabama • Tuscaloosa, Ala. • 01.26.25 |
| 20+ steals | 24 • Evansville • Nashville, Tenn. • 12.14.24 |

OPPONENT STEALS

| | |
|--------------|--|
| 0-5 steals | 5 • Arkansas • Nashville, Tenn. • 01.23.25 |
| 10-15 steals | 11 • Mississippi State • Nashville, Tenn. • 02.13.25 |
| 15-19 steals | 17 • Florida • Nashville, Tenn. • 1.7.24 |
| 20+ steals | 22 • UCLA • Boston, Mass. • 11.26.95 |

ASSISTS

| | |
|-----------------|--|
| 0-9 assists | 8 • Texas • Austin, Texas • 02.06.25 |
| 15-19 assists | 18 • Mississippi State • Nashville, Tenn. • 02.13.25 |
| 20-25 assists | 21 • Arkansas • Nashville, Tenn. • 01.23.25 |
| 25-29 assists | 27 • Georgia • Nashville, Tenn. • 01.02.25 |
| 30-plus assists | 30 • Alabama A&M • Nashville, Tenn. • 12.29.24 |

OPPONENT ASSISTS

| | |
|---------------|--|
| 0-9 assists | 8 • Arkansas • Nashville, Tenn. • 01.23.25 |
| 15-19 assists | 18 • Texas • Austin, Texas • 02.06.25 |
| 20-25 assists | 26 • Ole Miss • Oxford, Miss. • 01.09.25 |

TURNOVERS

| | |
|-----------------|---|
| 5-10 turnovers | 7 • Kentucky • Nashville, Tenn. • 01.05.25 |
| 20-24 turnovers | 21 • Michigan State • Palm Springs, Calif. • 11.27.24 |
| 25-29 turnovers | 25 • Ole Miss • Oxford, Miss. • 01.09.25 |
| 30-40 turnovers | 37 • UCLA • Boston, Mass. • 11.26.95 |

OPPONENT TURNOVERS

| | |
|-----------------|--|
| 5-10 turnovers | 10 • Tennessee • Nashville, Tenn. • 01.19.25 |
| 20-24 turnovers | 22 • Mississippi State • Nashville, Tenn. • 02.13.25 |
| 25-29 turnovers | 26 • Arkansas • Nashville, Tenn. • 01.23.25 |
| 30-40 turnovers | 36 • Evansville • Nashville, Tenn. • 12.14.24 |

BLOCKED SHOTS

| | |
|-------------------|--|
| 0 Blocks | 0 • South Florida • Tampa, Fla. • 11.14.24 |
| 5-9 blocked shots | 6 • Georgia • Nashville, Tenn. • 01.02.25 |

OPPONENT BLOCKED SHOTS

| | |
|-------------------|--|
| 0 Blocks | 0 • Butler • Nashville, Tenn. • 11.17.24 |
| 5-9 blocked shots | 7 • Texas • Austin, Texas • 02.06.25 |
| 10+ blocked shots | 14 • South Carolina • Nashville, Tenn. • 1.19.23 |

MARGIN OF VICTORY

| | |
|-------------------------|--|
| 1 point | vs. Tennessee (71-7) • Nashville, Tenn. • 01.19.25 |
| 2 points | at Arkansas (66-64) • Tuscaloosa, Ala. • 01.26.25 |
| 10-19 points | 13 • Florida (93-64) • Gainesville, Fla. • 01.30.25 |
| 20-30 points | 26 • Georgia (108-82) • Georgia • Nashville, Tenn. • 01.02.25 |
| Back-to-back 20+ points | 49 • Hampton (94-45) • Nashville, Tenn. • 11.20.24 45 • Samford (104-59) • Nashville, Tenn. • 11.22.24 |
| 30-39 points | 35 • West Georgia (103-68) • Nashville, Tenn. • 12.21.24 |
| Back-to-back 30+ points | 49 • Hampton (94-45) • Nashville, Tenn. • 11.20.24 45 • Samford (104-59) • Nashville, Tenn. • 11.22.24 |
| 40-49 points | 41 • Arkansas (101-60) • Nashville, Tenn. • 01.23.25 |
| Back-to-back 40+ points | 49 • Hampton (94-45) • Nashville, Tenn. • 11.20.24 45 • Samford (104-59) • Nashville, Tenn. • 11.22.24 |
| 50-59 points | 54 • Appalachian State (94-40) • Nashville, Tenn. • 12.01.24 |
| Back-to-back 50+ points | 52 • Lipscomb (102-50) • Memorial Gym • 11.04.24 56 • Austin Peay (93-37) • Nashville, Tenn. • 11.08.24 |
| 60-69 points | 66 • Evansville (106-40) • Nashville, Tenn. • 12.14.24 |
| 70+ points | 70 • Hampton (116-46) • Nashville, Tenn. • 11.29.98 |
| Single-overtime win | vs. Lipscomb (72-71) • Nashville, Tenn. • 12.18.22 |
| Double-overtime win | at Florida (106-98) • Gainesville, Fla. • 2.6.11 |
| Triple-overtime win | NEVER OCCURRED |

OPPONENT MARGIN OF VICTORY

| | |
|-------------------------|---|
| 1 point | vs. Florida (53-52) • Greenville, S.C. • 3.3.22 |
| 2 points | vs. Missouri (65-63) • Nashville, Tenn. • 1.14.24 |
| 10-19 points | 15 • Ole Miss (76-61) • Nashville, Tenn. • 02.02.25 |
| 20-30 points | 21 (87-66) • Texas • Austin, Texas • 02.06.25 |
| Back-to-back 20+ points | 25 • LSU (88-63) • Baton Rouge, La. • 11.23 21 • Ole Miss (74-53) • Oxford, Miss. • 1.5.23 |
| 30-39 points | 37 • Alabama (98-61) • Tuscaloosa, Ala. • 1.26.20 |
| 40-49 points | 48 • South Carolina (96-48) • Nashville, Tenn. • 1.19.23 |
| 50-59 points | 55 • South Carolina (85-30) • Columbia, S.C. • 01.24.22 |
| 60-69 points | 63 • South Carolina (106-43) • Nashville, Tenn. • 01.14.21 |
| 70+ points | NEVER OCCURRED |
| Single-overtime win | Alabama (77-71) • Nashville, Tenn. • 2.6.22 |
| Double-overtime win | Mississippi State (85-77) • Nashville, Tenn. • 02.13.25 |
| Triple-overtime win | NEVER OCCURRED |



LAST TIME...

A DORE SCORED 20 OR MORE PTS

Khamil Pierre • 24 Pts vs. Miss. State • 02.13.25

TWO DORES SCORED 20 OR MORE PTS

Khamil Pierre • 26 Pts vs. Texas • 02.06.25

Mikayla Blakes • 22 Pts vs. Texas • 02.06.25

AN OPPONENT SCORED 20 OR MORE PTS

Jerkaila Jordan, Miss. State • 21 Pts • 02.13.25

Madina Okot, Miss. State • 21 Pts • 02.13.25

TWO OPPONENTS SCORED 20 OR MORE PTS

Jerkaila Jordan, Miss. State • 21 Pts • 02.13.25

Madina Okot, Miss. State • 21 Pts • 02.13.25

A DORE SCORED 30 OR MORE PTS

Mikayla Blakes • 53 Pts at Florida • 01.30.25

A DORE SCORED 40 OR MORE PTS

Mikayla Blakes • 53 Pts at Florida • 01.30.25

A DORE SCORED 50 OR MORE PTS

Mikayla Blakes • 53 Pts at Florida • 01.30.25

AN OPP. SCORED 30 OR MORE PTS

Sarah Ashlee Barker, Alabama • 36 Pts • 01.26.25

A DORE COLLECTED 15 OR MORE REBS

Khamil Pierre • 18 Reb vs. Evansville • 12.14.24

AN OPP. COLLECTED 15 OR MORE REBS

Madina Okot, Mississippi State • 23 Reb • 02.13.25

A DORE COLLECTED 10 OR MORE AST

Jordyn Oliver • 11 Ast vs. Georgia • 01.02.24

AN OPP. COLLECTED 10 OR MORE AST

Alexis Morris, LSU • 12 Ast • 01.01.23

A DORE HAD FIVE OR MORE STL

Mikayla Blakes • 5 Stl vs. Mississippi State • 02.13.25

AN OPP. COLLECTED FIVE OR MORE STL

Rori Harmon, Texas • 5 Stl • 02.06.25

A DORE HAD FIVE OR MORE BLK

Sacha Washington • 6 Blk vs. Dayton • 12.20.23

AN OPP. COLLECTED FIVE OR MORE BLK

L'or Mputu, South Florida • 6 Blk • 11.14.24

A DORE MADE 10-PLUS FG

Khamil Pierre • 11 FGM vs. Mississippi State • 02.13.25

A DORE MADE 10-PLUS FG IN BACK-TO-BACK GAMES

Khamil Pierre (3) • 11 FGM vs. Ole Miss • 02.02.25

10 FGM at Florida • 02.06.25

11 FGM vs. Mississippi State • 02.13.25

AN OPP. MADE 10 OR MORE FG

Madina Okot, Mississippi State • 10 FGM • 02.13.25

A DORE ATTEMPTED 20 OR MORE FG

Khamil Pierre • 25 FGA at Texas • 02.06.25

AN OPP. ATTEMPTED 20 OR MORE FG

Sarah Ashlee Barker, Alabama • 21 FGA • 01.26.25

A DORE MADE 10 OR MORE FREE THROWS

Mikayla Blakes • 16 FTM at Florida • 01.30.25

AN OPP. MADE 10 OR MORE FREE THROWS

Diamond Battles, Georgia • 10 FTM • 2.5.23

A DORE MADE 5 OR MORE 3-PT FG

Mikayla Blakes • 5 3PT FGM at Florida • 01.30.25

AN OPP. MADE 5 OR MORE 3-PT FG

Kennedy Todd-Williams, Ole Miss • 5 3PT FGM • 01.09.25

VANDY HAD 5 OR PLAYERS IN DBL FIGURES

Five Players • vs. Arkansas • 01.23.25

AN OPP. HAD 5 OR PLAYERS IN DBL FIGURES

Ole Miss • Five Players • 01.09.25

VANDY PLAYER HAD A DOUBLE-DOUBLE

Khamil Pierre • 24 pts, 12 reb vs Miss. State • 02.13.25

A DORE HAD CONSECUTIVE DOUBLE-DOUBLES

Khamil Pierre (4) • 14 pts, 10 reb at Dayton • 12.19.24

23 pts, 10 reb vs. West Georgia • 12.21.24

42 pts, 18 reb vs. Evansville • 12.14.24

28 pts, 13 reb at Miami • 12.04.24

AN OPP. HAD A DOUBLE-DOUBLE

Madina Okot, Miss. State • 21 pts, 23 reb • 02.13.25

VANDY HAD 2 PLAYERS POST A DOUBLE-DOUBLE

vs. Evansville • 12.14.24

Khamil Pierre • 42 pts, 18 reb

Leilani Kapinus • 11 reb, 10 pts

AN OPP. HAD 2 PLAYERS POST A DOUBLE-DOUBLE

Ivy Wolf, Dayton • 23 pts, 10 reb • 12.19.24

Arianna Smith, Dayton • 16 pts, 12 reb • 12.19.24

VANDY HAD 3 PLAYERS POST A DBL-DBL

vs. Western Kentucky • 11.15.23

Sacha Washington • 18 pts, 10 reb

Jordyn Oliver • 15 pts, 10 reb

Jordyn Cambridge • 11 pts, 13 reb

VANDY PLAYER HAD A TRIPLE-DOUBLE

Jordyn Cambridge • vs. Texas A&M • 3.2.23

15 reb, 13 pts, 10 ast

ALL VANDY PLAYERS THAT PLAYED SCORED

9 players vs. Arizona • 11.26.24

RECORD WHEN...

2024-25 OVERALL**18-7**

AT HOME 12-3

ON THE ROAD 5-3

NEUTRAL GAMES 1-1

IN OVERTIME 0-0

IN DOUBLE OVERTIME 0-1

AFTER A WIN 15-4

AFTER A LOSS 2-3

LEADING AT HALFTIME 17-1

TRAILING AT HALFTIME 1-5

TIED AT HALFTIME 0-1

LEADING AFTER 1ST QUARTER 16-5

TRAILING AFTER 1ST QUARTER 2-1

TIED SCORE AFTER 1ST QUARTER 0-1

OUTSCORING OPP. IN 2ND HALF 15-0

OUTSCORED BY OPP. IN 2ND HALF 3-7

SCORING SAME PTS IN 2ND HALF 0-0

LEADING WITH 5 MIN. REMAINING 17-2

TRAILING WITH 5 MIN. REMAINING 1-5

TIED WITH 5 MIN. REMAINING 0-0

SCORING FEWER THAN 50 POINTS 0-0

SCORING 50-59 POINTS 0-1

SCORING 60-69 POINTS 2-2

SCORING 70-79 POINTS 2-4

SCORING 80-89 POINTS 3-0

SCORING 90-99 POINTS 5-0

SCORING 100+ POINTS 6-0

ALLOWING 39-OR-FEWER POINTS 1-0

ALLOWING 40-49 POINTS 4-0

ALLOWING 50-59 POINTS 3-0

ALLOWING 60-69 POINTS 6-0

ALLOWING 70-79 POINTS 2-2

ALLOWING 80-89 POINTS 2-4

ALLOWING 90-OR-MORE POINTS 0-1

GAME DECIDED BY 1-POINT 1-0

GAME DECIDED BY 2-3 POINTS 1-0

GAME DECIDED BY 4-5 POINTS 0-0

GAME DECIDED BY 6-9 POINTS 0-3

GAME DECIDED BY 10-19 POINTS 6-2

GAME DECIDED BY 20-29 POINTS 2-2

GAME DECIDED BY 30-39 POINTS 1-0

GAME DECIDED BY 40-49 POINTS 3-0

GAME DECIDED BY 50-59 POINTS 3-0

GAME DECIDED BY 60+ POINTS 1-0

HIGHER FIELD GOAL PERCENTAGE 13-0

LOWER FIELD GOAL PERCENTAGE 5-7

SAME FIELD GOAL PERCENTAGE 0-0

SHOOTING LESS THAN 30% 0-0

SHOOTING 30-39% 5-4

SHOOTING 40-49% 5-3

SHOOTING 50+% 8-0

OPP. SHOOTING LESS 30% 5-0

OPP. SHOOTING 30-39% 6-1

OPP. SHOOTING 40-49% 5-2

OPP. SHOOTING 50+% 2-4

MORE MADE 3-PT THAN OPP. 10-2

FEWER MADE 3-PT THAN OPP. 5-4

SAME 3-PT MAKES AS OPP. 3-1

MAKING FEWER THAN FIVE 3-PT FG 3-4

MAKING BETWEEN 5-9 3-PT FG 11-3

MAKING 10+ 3-PT FG 4-0

ALLOWING FEWER THAN 5 3-PT FG 10-4

ALLOWING BETWEEN 5-9 3-PT FG 6-2

ALLOWING 10+ 3-PT FG 2-1

MAKING MORE FREE THROWS 17-3

MAKING FEWER FREE THROWS 0-3

MAKING SAME FREE THROWS 1-1

MAKING FEWER THEN 10 FREE THROWS 2-1

MAKING 10-19 FREE THROWS 12-4

MAKINGS 20+ FREE THROWS 4-1

OPP. MAKES 0-10 FREE THROWS 12-1

OPP. MAKES 10-19 FREE THROWS 6-5

OPP. MAKES 20+ FREE THROWS 0-1

OUTREBOUNDING OPP. 13-1

OUTREBOUNDED BY OPP. 5-6

SAME TOTAL OF REBOUNDS 0-0

FEWER THAN 10 ASSISTS 1-2

10-19 ASSISTS 9-5

20+ ASSISTS 8-0

NO BLOCKS 0-0

1-4 BLOCKS 13-7

5+ BLOCKS 5-0

COMMITTING FEWER TURNOVERS 17-3

COMMITTING MORE TURNOVERS 1-4

COMMITTING SAME TURNOVERS 0-0

FORCING FEWER THAN 10 TURNOVERS 0-0

FORCING 10-19 TURNOVERS 4-5

FORCING 20-29 TURNOVERS 12-2

FORCING 30+ TURNOVERS 2-0

IN DAY GAMES 9-4

IN NIGHT GAMES 9-3

ON SUNDAY 5-2

ON MONDAY 1-1

ON TUESDAY 1-0

ON WEDNESDAY 2-1

ON THURSDAY 5-3

ON FRIDAY 2-0

ON SATURDAY 2-0

IN NOVEMBER 7-1

IN DECEMBER 6-0

IN JANUARY 5-3

IN FEBRUARY 0-3

IN MARCH 0-0

VS. SEC 5-6

VS. SEC AT MEMORIAL GYM 3-3

VS. SEC ON THE ROAD 2-3

VS. RANKED OPPONENTS 2-3

WINNING THE OPENING TIP 14-3

LOSING THE OPENING TIP 4-4

WEARING WHITE 9-1

WEARING VANDY SCRIPT WHITE 2-1

WEARING GOLD 1-0

WEARING BLACK 4-2

WEARING V BLACK 1-1

WEARING GRAY 1-1

WEARING PLAY4KAY JERSEY 0-1





2024-25 GAME LEADERS

| OPPONENT | DATE | SCORE | W/L | POINTS | REBOUNDS | ASSISTS | STEALS | BLOCKS |
|--------------------|----------|--------|---------|-------------------|----------------------------|--------------------|-------------------------|-------------------------------------|
| Lipscomb | 11-04-24 | 102-50 | W | Pierre (25) | Pierre (14) | Blakes (5) | Greene (6) | Mitchell (1) |
| Austin Peay | 11-08-24 | 93-37 | W | Blakes/Moore (16) | Pierre (10) | Greene/Moore (3) | Blakes (3) | Kapinus/Makurat/Nwaba (2) |
| at South Florida | 11-14-24 | 62-49 | W | Pierre (17) | Pierre (10) | Oliver (3) | Blakes/Oliver (2) | -- |
| Butler | 11-17-24 | 81-52 | W | Blakes (29) | Pierre (8) | Oliver (6) | Pierre (4) | Kapinus/Nwaba (1) |
| Hampton | 11-20-24 | 94-45 | W | Blakes (22) | Pierre (12) | Blakes (8) | Blakes/Pierre (3) | Nwaba (3) |
| Samford | 11-22-24 | 104-59 | W | Pierre (21) | Pierre (12) | Greene/Kapinus (6) | Kapinus/Pierre (4) | Blakes/Kapinus/Mitchell (1) |
| vs. Arizona | 11-26-24 | 71-60 | W | Pierre (25) | Pierre (15) | Blakes/Moore (4) | Pierre (7) | Kapinus (2) |
| vs. Michigan State | 11-27-24 | 70-78 | L | Pierre (19) | Mitchell/Oliver/Pierre (6) | Oliver/Pierre (4) | Pierre (4) | Kapinus/Mitchell/Oliver (1) |
| Appalachian State | 12-01-24 | 94-40 | W | Blakes (20) | Kapinus/Pissott (7) | Blakes (6) | Blakes (7) | Nwaba (1) |
| at Miami (Fla.) | 12-04-24 | 88-70 | W | Pierre (28) | Pierre (13) | Moore (7) | Pierre (4) | Moore (1) |
| Evansville | 12-14-24 | 106-40 | W | Pierre (42) | Pierre (18) | Blakes/Moore (3) | Pierre (8) | Mitchell (2) |
| at Dayton | 12-19-24 | 80-66 | W | Greene (25) | Pierre (10) | Oliver (7) | Blakes (5) | Oliver (3) |
| West Georgia | 12-21-24 | 103-68 | W | Blakes (24) | Pierre (10) | Blakes (6) | Oliver (4) | Oliver (3) |
| Alabama A&M | 12-29-24 | 93-64 | W | Pierre (29) | Oliver/Pierre (7) | Oliver (8) | Pierre (4) | Blakes/Pierre (1) |
| Georgia | 01-02-25 | 108-82 | W | Blakes (36) | Oliver (10) | Oliver (11) | Mitchell (2) | Moore (2) |
| Kentucky | 01-05-25 | 78-96 | L | Blakes (24) | Pierre (11) | Pierre (5) | Blakes (3) | Blakes (1) |
| at Ole Miss | 01-09-25 | 59-87 | L | Blakes (19) | Blakes (5) | Oliver (6) | Greene/Moore/Pierre (2) | Pierre (1) |
| at LSU | 01-13-25 | 77-83 | L | Pierre (28) | Pierre (8) | Blakes (4) | Moore/Nwaba (3) | Blakes (2) |
| Tennessee | 01-19-25 | 71-70 | W | Blakes (23) | Pierre (8) | 5 Tied w/ 2 | Greene/Nwaba/Oliver (1) | Kapinus/Moore/Oliver (1) |
| Arkansas | 01-23-25 | 101-60 | W | Blakes (24) | Pierre (9) | Oliver (6) | Kapinus (6) | Kapinus/Pierre/Pissott/Mitchell (1) |
| at Alabama | 01-26-25 | 66-64 | W | Blakes (33) | Pierre (14) | Pierre (3) | Pierre (5) | Oliver (1) |
| at Florida | 01-30-25 | 99-86 | W | Blakes (53) | Pierre (11) | Moore (6) | Blakes/Pierre (3) | Mitchell (3) |
| Ole Miss | 02-02-25 | 61-76 | L | Pierre (24) | Pierre (7) | Oliver (3) | Oliver/Pierre (3) | Blakes/Pierre (1) |
| at Texas | 02-06-25 | 66-87 | L | Pierre (26) | Pierre (7) | Oliver (4) | Oliver (4) | Mitchell/Oliver (1) |
| Mississippi State | 02-13-25 | 77-85 | L (2OT) | Pierre (24) | Pierre (12) | Moore (5) | Blakes (5) | Mitchell (2) |
| at Auburn | 02-16-25 | | | | | | | |
| at Oklahoma | 02-20-25 | | | | | | | |
| South Carolina | 02-23-25 | | | | | | | |
| Texas A&M | 02-27-25 | | | | | | | |
| at Missouri | 03-02-25 | | | | | | | |

| POINTS | REBOUNDS | ASSISTS | STEALS | BLOCKS |
|--------------------------|-------------------------|-------------------------|-------------------------|--------------------------|
| Mikayla Blakes 12 (10-2) | Khamil Pierre 22 (16-6) | Jordyn Oliver 11 (7-4) | Khamil Pierre 12 (9-3) | Aiyana Mitchell 8 (5-3) |
| Khamil Pierre 12 (7-5) | Jordyn Oliver 3 (2-1) | Mikayla Blakes 8 (7-1) | Mikayla Blakes 8 (6-2) | Lelilani Kapinus 7 (6-1) |
| Madison Greene 1 (1-0) | Leilani Kapinus 1 (1-0) | Iyana Moore 7 (6-1) | Jordyn Oliver 5 (3-2) | Jordyn Oliver 6 (4-2) |
| Iyana Moore 1 (1-0) | Justine Pissott 1 (1-0) | Khamil Pierre 4 (2-2) | Madison Greene 3 (2-1) | Mikayla Blakes 5 (2-3) |
| | Aiyana Mitchell 1 (0-1) | Madison Greene 2 (2-0) | Leilani Kapinus 2 (2-0) | Jane Nwaba 4 (4-0) |
| | Mikayla Blakes 1 (0-1) | Leilani Kapinus 2 (2-0) | Iyana Moore 2 (0-2) | Khamil Pierre 4 (2-2) |
| | | | Aiyana Mitchell 1 (1-0) | Iyana Moore 3 (3-0) |
| | | | Jane Nwaba 1 (1-0) | Aga Makurat 1 (1-0) |
| | | | Iyana Moore 1 (0-1) | Justine Pissott 1 (1-0) |

2024-25 GAME HIGHS & LOWS

HIGHS

| | | |
|------------------|-----|--|
| Points | 108 | vs. Georgia (01/02/25) |
| FG Made | 44 | vs. Evansville (12/14/24) |
| FG Attempts | 93 | vs. Evansville (12/14/24) |
| 3-Pt FG Made | 13 | vs. Appalachian St. (12/1/24) vs. Arkansas (01/23/25) |
| 3-PT FG Attempts | 38 | vs. Appalachian St. (12/1/24) |
| FT Made | 29 | vs. Georgia (01/02/25) |
| FT Attempts | 31 | vs. Arizona (11/26/24) vs. Georgia (01/02/25) |
| Rebounds | 56 | vs. Samford (11/22/24) |
| Assists | 30 | vs. Alabama A&M (12/29/24) |
| Steals | 24 | vs. Evansville (12/14/24) |
| Blocks | 9 | vs. West Georgia (12/21/24) |
| Turnovers | 23 | vs. Arizona (11/26/24) at Ole Miss (01/09/25) |
| Fouls | 27 | at Texas (02/06/25) |

LOWS

| | | |
|------------------|----|---|
| Points | 59 | at Ole Miss (01/09/25) |
| FG Made | 21 | vs. Arizona (11/26/24) |
| FG Attempts | 49 | vs. Ole Miss (02/02/25) |
| 3-Pt FG Made | 2 | vs. Evansville (12/14/24) vs. Ole Miss (02/02/25) at Texas (02/06/25) |
| 3-PT FG Attempts | 9 | vs. Ole Miss (02/02/25) |
| FT Made | 3 | at South Florida (11/14/24) |
| FT Attempts | 8 | at South Florida (11/14/24) |
| Rebounds | 23 | vs. Ole Miss (02/02/25) |
| Assists | 6 | at South Florida (11/14/24) |
| Steals | 3 | vs. Tennessee (01/19/25) |
| Blocks | 0 | at South Florida (11/14/24) |
| Turnovers | 5 | vs. Georgia (01/02/25) |
| Fouls | 9 | vs. Alabama A&M (12/29/24) |

**VANDERBILT STATS****BENCH PRODUCTION**

| Game | VU-OPP | Diff. | Top Bench Scorer |
|------------------|------------------|-------------|--------------------------------|
| Lipscomb | 31-25 | +6 | Madison Greene, 14 |
| Austin Peay | 35-12 | +23 | Madison Greene, 13 |
| at South Fla. | 6-32 | -26 | Makurat/Mitchell/Moore, 2 |
| Butler | 17-18 | -1 | Aiyana Mitchell, 6 |
| Hampton | 33-18 | +15 | Madison Greene, 11 |
| Samford | 43-18 | +25 | Madison Greene, 16 |
| vs. Arizona | 15-6 | +9 | Leilani Kapinus, 7 |
| vs. Michigan St. | 7-9 | -2 | Aiyana Mitchell, 6 |
| Appalachian St. | 31-24 | +7 | Aga Makurat, 7 |
| at Miami | 17-11 | +6 | Leilani Kapinus, 8 |
| Evansville | 24-9 | +15 | Leilani Kapinus, 10 |
| at Dayton | 27-18 | +9 | Madison Greene, 25 |
| West Georgia | 35-29 | +6 | Leilani Kapinus, 10 |
| Alabama A&M | 30-18 | +12 | Madison Greene, 12 |
| Georgia | 14-34 | -20 | Madison Greene, 10 |
| Kentucky | 7-4 | +3 | Madison Greene, 3 |
| at Ole Miss | 13-16 | -3 | Madison Greene, 9 |
| at LSU | 4-9 | -5 | L. Kapinus/M. Greene, 2 |
| Tennessee | 6-9 | -3 | Madison Greene, 4 |
| Arkansas | 24-34 | -10 | Madison Greene, 10 |
| at Alabama | 8-8 | -- | Leilani Kapinus, 8 |
| at Florida | 17-9 | +8 | Justine Pissott, 7 |
| Ole Miss | 8-15 | -7 | Madison Greene, 5 |
| at Texas | 8-27 | -19 | Mitchell/Pissott, 4 |
| Miss. State | 22-18 | +4 | Madison Greene, 17 |
| Total | 482-430 | +52 | Madison Greene, 175 |
| AVG. | 19.3-17.2 | +2.1 | Madison Greene, 8.3 ppg |

SPECIALTY STATS

| Game | Off TO | Paint | 2nd Chance | Fastbreak |
|------------------|------------------|------------------|------------------|-----------------|
| Lipscomb | 22-8 | 70-22 | 23-8 | 27-3 |
| Austin Peay | 33-10 | 42-20 | 20-4 | 24-1 |
| at South Fla. | 19-12 | 28-24 | 12-7 | 3-4 |
| Butler | 41-13 | 30-20 | 10-7 | 14-7 |
| Hampton | 36-12 | 46-28 | 19-4 | 13-6 |
| Samford | 24-3 | 60-22 | 28-9 | 26-9 |
| vs. Arizona | 29-19 | 20-40 | 17-13 | 9-8 |
| vs. Michigan St. | 23-20 | 42-48 | 14-16 | 15-6 |
| Appalachian St. | 33-7 | 38-22 | 21-7 | 21-2 |
| at Miami | 27-14 | 46-40 | 16-2 | 8-3 |
| Evansville | 54-3 | 76-20 | 40-9 | 25-4 |
| at Dayton | 32-7 | 28-42 | 14-8 | 14-6 |
| West Georgia | 37-16 | 62-22 | 29-13 | 30-16 |
| Alabama A&M | 24-11 | 60-42 | 19-9 | 23-14 |
| Georgia | 26-8 | 34-48 | 15-13 | 15-12 |
| Kentucky | 7-16 | 26-26 | 26-9 | 5-6 |
| at Ole Miss | 19-22 | 34-38 | 9-10 | 7-10 |
| at LSU | 17-21 | 32-44 | 6-17 | 17-13 |
| Tennessee | 13-10 | 24-32 | 10-8 | 15-14 |
| Arkansas | 40-13 | 40-24 | 9-12 | 22-13 |
| at Alabama | 30-15 | 30-44 | 11-9 | 16-15 |
| at Florida | 31-14 | 42-56 | 14-19 | 19-13 |
| Ole Miss | 6-21 | 32-54 | 5-21 | 8-10 |
| at Texas | 14-27 | 30-28 | 21-16 | 13-7 |
| Miss. State | 26-17 | 30-66 | 9-24 | 18-8 |
| Total | 663-339 | 1002-872 | 417-274 | 407-218 |
| AVG. | 26.5-13.6 | 40.1-34.9 | 16.7-11.0 | 16.3-8.7 |



2024-25 GAME COMPARISON

| Opponent | 1st | 2nd | 3rd | 4th | Final | Mar | Total FG | FG Pct | 3-Pointers | 3FG Pct | Free Throws | FT Pct | Rebs | Mar | Ast | TOver | Block | Steal | Fouls |
|--------------------|-----------|-----------|-----------|-----------|-----------|-------|---------------------|-----------|-------------------|-----------|--------------------|------------|-----------|------|-----------|-----------|---------|----------|-----------|
| Lipscomb | 31-15 | 22-10 | 28-14 | 21-11 | 102-50 | +52 | 43-81/17-61 | .531/.279 | 5-17/6-35 | .294/.171 | 11-14/10-17 | .786/.588 | 54-32 | +22 | 17-6 | 12-23 | 1-2 | 15-2 | 15-17 |
| Austin Peay | 24-16 | 28-10 | 26-4 | 15-7 | 93-37 | +56 | 32-71/15-52 | .451/.288 | 6-17/3-14 | .353/.214 | 23-30/4-14 | .767/.286 | 55-28 | +27 | 15-6 | 12-25 | 8-2 | 10-6 | 15-27 |
| at South Florida | 19-17 | 15-9 | 20-11 | 8-12 | 62-49 | +13 | 26-68/21-57 | .382/.368 | 7-28/4-18 | .250/.222 | 3-8/3-3 | .375/1.000 | 37-43 | -6 | 6-13 | 12-23 | 0-8 | 8-5 | 11-14 |
| Butler | 17-8 | 20-12 | 22-16 | 22-16 | 81-52 | +19 | 29-57/18-47 | .509/.383 | 8-18/8-18 | .444/.444 | 15-19/8-11 | .789/.727 | 33-25 | +8 | 18-12 | 21-30 | 2-0 | 17-12 | 16-16 |
| Hampton | 23-21 | 28-7 | 25-4 | 18-13 | 94-45 | +49 | 38-70/18-49 | .543/.367 | 8-25/3-12 | .320/.250 | 10-12/6-8 | .833/.750 | 40-24 | +16 | 22-9 | 11-24 | 6-1 | 11-7 | 11-15 |
| Samford | 19-21 | 24-8 | 23-16 | 38-14 | 104-59 | +45 | 42-83/22-56 | .506/.393 | 8-19/11-29 | .421/.379 | 12-20/4-8 | .600/.500 | 56-26 | +30 | 23-16 | 11-22 | 3-2 | 17-8 | 17-19 |
| vs. Arizona | 15-7 | 16-11 | 19-19 | 21-23 | 71-60 | +11 | 21-54/25-58 | .389/.431 | 6-14/4-16 | .429/.250 | 23-31/6-11 | .742/.545 | 40-33 | +7 | 12-12 | 23-26 | 2-2 | 19-11 | 19-22 |
| vs. Michigan State | 19-16 | 8-13 | 22-16 | 21-33 | 70-78 | -8 | 26-64/28-65 | .496/.431 | 3-14/4-12 | .214/.333 | 15-20/18-25 | .750/.720 | 34-48 | -14 | 17-15 | 21-24 | 3-7 | 15-14 | 22-21 |
| Appalachian State | 33-2 | 18-13 | 14-16 | 29-9 | 94-40 | +54 | 33-77/16-54 | .429/.296 | 13-38/3-16 | .342/.188 | 15-15/5-8 | 1.000/.625 | 48-36 | +12 | 23-8 | 6-21 | 1-3 | 14-3 | 10-15 |
| at Miami | 23-13 | 23-18 | 23-24 | 19-15 | 88-70 | +18 | 34-68/28-53 | .500/.528 | 9-24/6-17 | .375/.353 | 11-15/8-11 | .733/.727 | 36-24 | +12 | 20-14 | 15-21 | 1-1 | 7-8 | 16-16 |
| Evansville | 34-12 | 24-8 | 28-11 | 20-9 | 106-40 | +66 | 44-93/15-54 | .473/.278 | 2-24/4-27 | .083/.148 | 16-19/6-9 | .842/.667 | 55-36 | +19 | 13-8 | 9-36 | 4-2 | 24-2 | 15-18 |
| at Dayton | 33-15 | 13-24 | 13-17 | 21-10 | 80-66 | +14 | 29-76/26-53 | .382/.491 | 9-26/3-14 | .346/.214 | 13-15/11-12 | .867/.917 | 33-42 | -9 | 18-16 | 8-26 | 3-4 | 16-3 | 14-15 |
| West Georgia | 24-14 | 35-13 | 20-25 | 24-16 | 103-68 | +35 | 41-84/25-68 | .488/.368 | 7-27/10-29 | .259/.345 | 14-19/8-12 | .737/.667 | 51-41 | +10 | 23-19 | 13-26 | 9-3 | 17-8 | 11-13 |
| Alabama A&M | 24-16 | 21-11 | 22-19 | 26-18 | 93-64 | +19 | 40-71/27-64 | .563/.422 | 5-19/5-16 | .263/.313 | 8-14/5-9 | .571/.556 | 41-30 | +11 | 30-13 | 15-19 | 2-2 | 13-9 | 9-14 |
| Georgia | 26-13 | 24-16 | 29-28 | 29-25 | 108-82 | +26 | 34-71/32-69 | .479/.464 | 11-25/4-17 | .440/.235 | 29-31/14-20 | .935/.700 | 35-44 | -9 | 27-17 | 8-18 | 6-1 | 5-4 | 18-22 |
| Kentucky | 17-31 | 21-20 | 19-19 | 21-26 | 78-96 | -18 | 27-74/33-61 | .365/.541 | 9-30/15-31 | .300/.484 | 15-20/15-20 | .750/.750 | 39-41 | -2 | 11-20 | 7-10 | 1-4 | 5-4 | 20-19 |
| at Ole Miss | 11-17 | 14-27 | 12-27 | 22-16 | 59-87 | -28 | 23-53/33-63 | .434/.524 | 4-17/9-22 | .235/.409 | 9-14/12-13 | .643/.923 | 26-36 | -10 | 16-26 | 23-26 | 1-3 | 9-18 | 13-17 |
| at LSU | 21-21 | 16-16 | 20-21 | 20-25 | 77-83 | -6 | 27-57/34-71 | .474/.479 | 5-14/3-9 | .357/.333 | 18-22/12-18 | .818/.667 | 25-45 | -20 | 12-13 | 16-17 | 2-5 | 9-8 | 19-20 |
| Tennessee | 21-21 | 16-5 | 17-19 | 17-25 | 71-70 | +1 | 23-62/26-68 | .371/.382 | 6-19/6-26 | .316/.231 | 19-22/12-15 | .864/.800 | 40-42 | -2 | 12-12 | 12-10 | 3-3 | 3-5 | 16-23 |
| Arkansas | 26-10 | 27-17 | 19-20 | 29-13 | 101-60 | +41 | 39-69/24-60 | .565/.400 | 13-25/8-24 | .520/.333 | 10-12/4-7 | .833/.571 | 35-33 | +2 | 21-8 | 14-26 | 4-1 | 17-5 | 12-8 |
| at Alabama | 15-19 | 12-15 | 17-7 | 22-23 | 66-64 | +2 | 23-68/27-52 | .338/.519 | 4-16/5-17 | .250/.294 | 16-21/5-6 | .762/.833 | 39-36 | +3 | 10-14 | 14-23 | 1-3 | 17-8 | 15-17 |
| at Florida | 19-16 | 27-10 | 27-30 | 26-30 | 99-86 | +13 | 34-64/33-67 | .531/.493 | 11-21/3-15 | .524/.200 | 20-25/17-23 | .800/.739 | 34-36 | -2 | 17-12 | 15-18 | 3-0 | 11-6 | 21-22 |
| Ole Miss | 11-12 | 10-20 | 20-25 | 20-19 | 61-76 | -15 | 23-49/32-59 | .469/.542 | 2-9/2-12 | .222/.167 | 13-16/10-14 | .813/.714 | 23-32 | -9 | 8-15 | 18-14 | 2-5 | 9-11 | 15-15 |
| at Texas | 10-21 | 15-17 | 25-25 | 16-24 | 66-87 | -21 | 22-57/28-53 | .386/.528 | 2-11/9-13 | .182/.692 | 20-26/22-26 | .769/.846 | 34-31 | +3 | 8-18 | 17-14 | 2-7 | 10-9 | 27-19 |
| Mississippi State | 19-9 | 12-20 | 17-21 | 17-15 | 77-85 | -8 | 29-78/35-90 | .372/.389 | 7-25/2-27 | .280/.074 | 12-16/13-19 | .750/.684 | 43-65 | -22 | 18-11 | 16-22 | 4-4 | 15-11 | 19-17 |
| at Auburn | | | | | | | | | | | | | | | | | | | |
| at Oklahoma | | | | | | | | | | | | | | | | | | | |
| South Carolina | | | | | | | | | | | | | | | | | | | |
| Texas A&M | | | | | | | | | | | | | | | | | | | |
| at Missouri | | | | | | | | | | | | | | | | | | | |
| SEASON TOTAL | 534-386 | 489-250 | 527-454 | 542-447 | 2104-1654 | +450 | 782-1719/638-1504 | .455/.424 | 170-522/140-486 | .326/.288 | 370-476/238-339 | .777/.702 | 986-909 | +77 | 417-333 | 349-536 | 74-75 | 313-179 | 398-441 |
| SEASON AVG | 21.4-15.4 | 19.6-14.0 | 21.1-18.2 | 21.7-17.9 | 84.2-66.2 | +18.0 | 31.3-68.8/25.5-60.2 | | 6.8-20.9/5.6-19.4 | | 14.8-19.0/9.5-13.6 | | 39.4-36.4 | +3.1 | 16.7-13.3 | 14.0-21.4 | 3.0-3.0 | 12.5-7.2 | 15.9-17.6 |

SEASON HIGH | SEASON LOW

2024-25 GAME-BY-GAME STATS

| Opponent | Date | Score | W/L | Total | | 3-Pointers | | Free throws | | Rebounds | | | | Other Stats | | | | | | |
|-----------------|------------|--------|------|----------|------|------------|------|-------------|-------|----------|-----|-----|------|-------------|-----|-----|-----|-----|------|-------|
| | | | | FG-FGA | PCT | 3FG-3FGA | PCT | FT-FTA | PCT | OFF | DEF | TOT | AVG | PF | A | TO | BLK | STL | PTS | AVG |
| Lipscomb | 11/04/2024 | 102-50 | W | 43-81 | .531 | 5-17 | .294 | 11-14 | .786 | 22 | 32 | 54 | 54.0 | 17 | 17 | 12 | 1 | 15 | 102 | 102.0 |
| Austin Peay | 11/08/2024 | 93-37 | W | 32-71 | .451 | 6-17 | .353 | 23-30 | .767 | 21 | 34 | 55 | 54.5 | 15 | 15 | 12 | 8 | 10 | 93 | 97.5 |
| at South Fla. | 11/14/2024 | 62-49 | W | 26-68 | .382 | 7-28 | .250 | 3-8 | .375 | 12 | 25 | 37 | 48.7 | 11 | 6 | 12 | 0 | 8 | 62 | 85.7 |
| Butler | 11/17/2024 | 81-52 | W | 29-57 | .509 | 8-18 | .444 | 15-19 | .789 | 13 | 20 | 33 | 44.8 | 16 | 18 | 21 | 2 | 17 | 81 | 84.5 |
| Hampton | 11/20/2024 | 94-45 | W | 38-70 | .543 | 8-25 | .320 | 10-12 | .833 | 15 | 25 | 40 | 43.8 | 11 | 22 | 11 | 6 | 11 | 94 | 86.4 |
| Samford | 11/22/2024 | 104-59 | W | 42-83 | .506 | 8-19 | .421 | 12-20 | .600 | 27 | 29 | 56 | 45.8 | 17 | 23 | 11 | 3 | 17 | 104 | 89.3 |
| vs Arizona | 11/26/2024 | 71-60 | W | 21-54 | .389 | 6-14 | .429 | 23-31 | .742 | 15 | 25 | 40 | 45.0 | 19 | 12 | 23 | 2 | 19 | 71 | 86.7 |
| vs Michigan St. | 11/27/2024 | 70-78 | L | 26-64 | .406 | 3-14 | .214 | 15-20 | .750 | 14 | 20 | 34 | 43.6 | 22 | 17 | 21 | 3 | 15 | 70 | 84.6 |
| App State | 12/01/2024 | 94-40 | W | 33-77 | .429 | 13-38 | .342 | 15-15 | 1.000 | 18 | 30 | 48 | 44.1 | 10 | 23 | 6 | 1 | 14 | 94 | 85.7 |
| at Miami (FL) | 12/04/2024 | 88-70 | W | 34-68 | .500 | 9-24 | .375 | 11-15 | .733 | 17 | 19 | 36 | 43.3 | 16 | 20 | 15 | 1 | 7 | 88 | 85.9 |
| Evansville | 12/14/2024 | 106-40 | W | 44-93 | .473 | 2-24 | .083 | 16-19 | .842 | 29 | 26 | 55 | 44.4 | 15 | 13 | 9 | 4 | 24 | 106 | 87.7 |
| at Dayton | 12/19/2024 | 80-66 | W | 29-76 | .382 | 9-26 | .346 | 13-15 | .867 | 16 | 17 | 33 | 43.4 | 14 | 18 | 8 | 3 | 16 | 80 | 87.1 |
| West Ga. | 12/21/2024 | 103-68 | W | 41-84 | .488 | 7-27 | .259 | 14-19 | .737 | 24 | 27 | 51 | 44.0 | 11 | 23 | 13 | 9 | 17 | 103 | 88.3 |
| Alabama A&M | 12/29/2024 | 93-64 | W | 40-71 | .563 | 5-19 | .263 | 8-14 | .571 | 13 | 28 | 41 | 43.8 | 9 | 30 | 15 | 2 | 13 | 93 | 88.6 |
| Georgia | 01/02/2025 | 108-82 | W | 34-71 | .479 | 11-25 | .440 | 29-31 | .935 | 10 | 25 | 35 | 43.2 | 18 | 27 | 8 | 6 | 5 | 108 | 89.9 |
| Kentucky | 01/05/2025 | 78-96 | L | 27-74 | .365 | 9-30 | .300 | 15-20 | .750 | 19 | 20 | 39 | 42.9 | 20 | 11 | 7 | 1 | 5 | 78 | 89.2 |
| at Ole Miss | 01/09/2025 | 59-87 | L | 23-53 | .434 | 4-17 | .235 | 9-14 | .643 | 7 | 19 | 26 | 41.9 | 13 | 16 | 23 | 1 | 9 | 59 | 87.4 |
| at LSU | 01/13/2025 | 77-83 | L | 27-57 | .474 | 5-14 | .357 | 18-22 | .818 | 7 | 18 | 25 | 41.0 | 19 | 12 | 16 | 2 | 9 | 77 | 86.8 |
| Tennessee | 01/19/2025 | 71-70 | W | 23-62 | .371 | 6-19 | .316 | 19-22 | .864 | 14 | 26 | 40 | 40.9 | 16 | 12 | 12 | 3 | 3 | 71 | 86.0 |
| Arkansas | 01/23/2025 | 101-60 | W | 39-69 | .565 | 13-25 | .520 | 10-12 | .833 | 11 | 24 | 35 | 40.7 | 12 | 21 | 14 | 4 | 17 | 101 | 86.8 |
| at Alabama | 01/26/2025 | 66-64 | W | 23-68 | .338 | 4-16 | .250 | 16-21 | .762 | 20 | 19 | 39 | 40.6 | 15 | 10 | 14 | 1 | 17 | 66 | 85.8 |
| at Florida | 01/30/2025 | 99-86 | W | 34-64 | .531 | 11-21 | .524 | 20-25 | .800 | 12 | 22 | 34 | 40.3 | 21 | 17 | 15 | 3 | 11 | 99 | 86.4 |
| Ole Miss | 02/02/2025 | 61-76 | L | 23-49 | .469 | 2-9 | .222 | 13-16 | .813 | 7 | 16 | 23 | 39.5 | 15 | 8 | 18 | 2 | 9 | 61 | 85.3 |
| at Texas | 02/06/2025 | 66-87 | L | 22-57 | .386 | 2-11 | .182 | 20-26 | .769 | 18 | 16 | 34 | 39.3 | 27 | 8 | 17 | 2 | 10 | 66 | 84.5 |
| Mississippi St. | 02/13/2025 | 77-85 | Lot2 | 29-78 | .372 | 7-25 | .280 | 12-16 | .750 | 12 | 31 | 43 | 39.4 | 19 | 18 | 16 | 4 | 15 | 77 | 84.2 |
| Total | | 2104 | | 782-1719 | .455 | 170-522 | .326 | 370-476 | .777 | 393 | 593 | 986 | 39.4 | 398 | 417 | 349 | 74 | 313 | 2104 | 84.2 |
| Opponents | | 1654 | | 638-1504 | .424 | 140-486 | .288 | 238-339 | .702 | 313 | 596 | 909 | 36.4 | 441 | 333 | 536 | 75 | 179 | 1654 | 66.2 |

Vanderbilt Averages

| Games Played | Points/game | FG Pct | 3FG Pct | FT Pct | Rebounds/game | Assists/game | Turnovers/game | Assist/Turnover ratio | Steals/game | Blocks/game |
|--------------|-------------|--------|---------|--------|---------------|--------------|----------------|-----------------------|-------------|-------------|
| 25 | 84.2 | 45.5 | 32.6 | 77.7 | 39.4 | 16.7 | 14.0 | 1.2 | 12.5 | 3.0 |





SHEA RALPH

HEAD COACH
FOURTH SEASON
UConn - '01



THE SHEA RALPH FILE

Head Coach Vanderbilt (2021-Current)

- 69-55 overall record in four seasons at Vanderbilt
- Guided Vanderbilt to its first NCAA Tournament bid since the 2014 NCAA Tournament in 2023-24 and posted the Dores' first NCAA Tournament victory since 2013
- Posted the largest win improvement from one season to next in school history during the 2023-24 season, as Vandy's 23 victories marked an 11-win improvement from 2022-23
- Led Vanderbilt to its first postseason bid since the 2013-14 campaign with an appearance in the 2022 WNIT in her debut season in 2021-22
- Guided Vandy to a school record six SEC road wins in '23-'24
- Five players have earned All-SEC honors under Ralph

Assistant Coach UConn (2008-2021)

- 462-22 in 13 seasons as an assistant coach at UConn
- Won Six NCAA National Championships
- 12 Final Four Appearances
- 16 Conference Titles
- Coached 21 WNBA Draft Picks, 9 top-5 picks, three No. 1 picks

Assistant Coach Pittsburgh (2003-2008)

- 86-66 in five seasons as an assistant coach at Pittsburgh
- 2008 Sweet 16 Appearance
- Two NCAA Tournament Appearances (2007 & 08)
- 2006 WNIT Final Four

Player UConn (1996-2001)

- Drafted by Utah Starzz in 2001 WNBA Draft
- Scored 1,678 career points, Ranks 8th in UConn history
- Won 2000 NCAA National Championship
- 2000 NCAA Women's Final Four MVP
- 2000 Big East Player of the Year
- 2000 All-American
- 2000 Sports Illustrated Women's College Player of the Year
- Honda Award Winner

Shea Ralph was named the sixth head coach in Vanderbilt women's basketball history on April 13, 2021. The 2024-25 campaign marks her fourth season leading the Commodores.

Ralph orchestrated one of the biggest turn-arounds in program history during the 2023-24 season, as the Commodores went from being projected last in the SEC preseason polls to earning the program's first bid into the NCAA Tournament in 10 seasons.

Vanderbilt went 23-10 in Year 3 under Ralph's direction, as the Commodores made their first appearance in the NCAA Tournament since the 2013-14 campaign. The 23 wins marked an 11-win improvement from a season ago, which is the second-largest win improvement from one season to the next in program history.

The Commodores went out and proved the preseason prognosticators wrong in 2023-24, as Vandy finished sixth in the SEC after being picked 13th in the Preseason SEC Coaches Poll and 14th in the Preseason SEC Media Poll. The Dores went 9-7 in SEC play and won a program-record six road SEC games. The nine SEC wins were the most for Vanderbilt since the 2012-13 campaign. The Commodores earned the No. 6 seed in the 2024 SEC Women's Basketball Tournament, which was the program's highest seed at the SEC Tournament since 2011.

Vanderbilt's at-large bid into the 2024 NCAA



Tournament marked the second time in her three seasons that Ralph has led the Commodores to the postseason.

A total of three Commodores earned All-SEC honors in Year 3 under Ralph. Iyana Moore made her first appearance on the All-SEC second team, while Jordyn Cambridge was named to the All-SEC defensive team for a school-record third time. Khamil Pierre was named to the All-SEC freshman team, making her the third Commodore to earn a spot on the team under Ralph, joining Moore and Sacha Washington. Pierre also was named SEC Freshman of the Week a program record five times during the season.

Vanderbilt's hard-nosed and gritty approach helped the Commodores become one of the elite defensive teams in the SEC, as Vandy ranked third in steals per game at 10.2 steals. The Dores' 315 steals during the 2023-24 campaign are the third-most in a season in program history.

Vanderbilt was hit hard with a plethora of pre-season injuries to begin the 2022-23 campaign. Coach Ralph was able to rally the Commodores and record a second-straight double-digit win season, marking the first time in six years that Vandy has posted back-to-back double-digit win campaigns.

During the 2022-23 campaign, Ralph guided Vanderbilt to a winning record inside Memorial Gymnasium for the 38th time in the last 40 seasons. The Commodores won nine games at Memorial Gym, which included victories over Texas A&M, Arkansas, and Kentucky.

Ralph was key in the development of Cijia Harbison, who transferred into the program for her graduate season and become one of the most prolific scorers in the SEC. Harbison earned second team All-SEC honors after averaging 19.6 points per game and shot 40.6% from the field. The only player in the SEC to score 40 points in a game this season, Harbison had three outings with 30-plus points among the 23 times she has scored in double figures while recording the



highest scoring average of her collegiate career. Harbison has led the Commodores in scoring 16 times, assists on 20 occasions and steals in 15 games. Harbison tied a school record with 41 points and added five steals in a January win over Texas A&M

In her inaugural season, Ralph led Vanderbilt to its first postseason appearance since 2014. The Commodores reached the third round of the Women's National Invitation Tournament, their longest postseason run since 2013. Vanderbilt also recorded its first SEC Tournament victory in six years when it defeated Texas A&M 85-69 on March 2, 2022.



In all, Ralph accrued the third-most wins of any women's basketball coach in a debut season. That included a 63-59 victory against No. 15 Florida in Memorial Gymnasium on Feb. 24, 2022, the program's first win against a ranked opponent since 2020.

Ralph wasted no time helping individual student-athletes realize their full potential. Jordyn Cambridge, Iyana Moore and Sacha Washington earned All-SEC accolades during the 2021-22 campaign. Cambridge recorded the program's first postseason triple-double during the SEC Tournament, while she and Moore contributed to a program-record 17 3-pointers against Alabama State on Dec. 28, 2021.

A seven-time national champion as a student-athlete or coach, Ralph arrived at Vanderbilt after spending the previous 13 seasons as an assistant coach alongside Geno Auriemma at the University of Connecticut. While serving as a coach at her alma mater, Ralph helped guide the Huskies to 12 Final Four appearances and six national championships, including a record four consecutive titles from 2013-16.

Ralph was an instrumental figure in recruiting and player development with the Huskies. She mentored standouts like Paige Bueckers, who in 2020-21 became the first freshman to sweep the major national player-of-the-year awards:

RALPH'S CAREER RECORD

| SEASON | TEAM | OVERALL | CONF. | CONF. FINISH | POSTSEASON |
|---------|-----------------|---------|-------|--------------|---------------------|
| 1996-97 | UConn (Player) | 33-1 | 18-0 | 1st | Elite Eight |
| 1997-98 | UConn (Player) | 34-3 | 17-1 | 1st | Elite Eight |
| 1998-99 | UConn (Player) | 29-5 | 17-1 | T-1st | Sweet 16 |
| 1999-00 | UConn (Player) | 36-1 | 18-0 | T-1st | NCAA Champions |
| 2000-01 | UConn (Player) | 32-3 | 17-1 | 1st | Final Four |
| 2003-04 | Pittsburgh (AC) | 6-20 | 2-14 | 13th | -- |
| 2004-05 | Pittsburgh (AC) | 13-15 | 5-11 | 10th | -- |
| 2005-06 | Pittsburgh (AC) | 22-11 | 9-7 | T-6th | WNIT Final Four |
| 2006-07 | Pittsburgh (AC) | 24-9 | 10-6 | T-5th | NCAA 2nd Rd |
| 2007-08 | Pittsburgh (AC) | 24-11 | 10-6 | T-5th | Sweet 16 |
| 2008-09 | UConn (AC) | 39-0 | 16-0 | 1st | NCAA Champions |
| 2009-10 | UConn (AC) | 39-0 | 16-0 | 1st | NCAA Champions |
| 2010-11 | UConn (AC) | 36-2 | 16-0 | 1st | Final Four |
| 2011-12 | UConn (AC) | 33-5 | 13-3 | T-2nd | Final Four |
| 2012-13 | UConn (AC) | 35-4 | 14-2 | 2nd | NCAA Champions |
| 2013-14 | UConn (AC) | 40-0 | 18-0 | 1st | NCAA Champions |
| 2014-15 | UConn (AC) | 38-1 | 18-0 | 1st | NCAA Champions |
| 2015-16 | UConn (AC) | 38-0 | 18-0 | 1st | NCAA Champions |
| 2016-17 | UConn (AC) | 36-1 | 16-0 | 1st | Final Four |
| 2017-18 | UConn (AC) | 36-1 | 16-0 | 1st | Final Four |
| 2018-19 | UConn (AC) | 35-3 | 16-0 | 1st | Final Four |
| 2019-20 | UConn (AC) | 29-3 | 16-0 | 1st | Tournament Canceled |
| 2020-21 | UConn (AC) | 28-2 | 18-0 | 1st | Final Four |
| 2021-22 | Vanderbilt (HC) | 16-19 | 4-12 | T-12th | WNIT Sweet 16 |
| 2022-23 | Vanderbilt (HC) | 12-19 | 3-13 | 12th | -- |
| 2023-24 | Vanderbilt (HC) | 23-10 | 9-7 | 6th | NCAA 1st Rd |
| 2024-25 | Vanderbilt (HC) | 18-7 | 5-6 | -- | -- |

AT VANDERBILT: 69-55 (.556) - Four Seasons

TOTAL: 783-156 (.834) - 27 Seasons

7- NCAA National Titles ('00, '09, '10, '13, '14, '15, '16)

14 - NCAA Final Fours ('00, '01, '09, '10, '11, '12, '13, '14, '15, '16, '17, '18, '19)

16 - NCAA Elite Eights ('97, '98, '00, '01, '09, '10, '11, '12, '13, '14, '15, '16, '17, '18, '19)

18 - NCAA Sweet 16 Appearances | 16 - Conference Regular Season Championships

the Naismith Trophy, Associated Press Player of the Year, USBWA National Player of the Year, Lieberman Award and Wooden Award.

In all, Ralph worked with 21 WNBA draft picks at UConn, including nine top-five picks and three No. 1 overall selections: Tina Charles, Maya Moore and Breanna Stewart.

Prior to returning to UConn as an assistant, Ralph spent five seasons at the University of Pittsburgh from 2003-08. She was instrumental in a period of unprecedented success, helping the Panthers improve from single-digit victories to at least 22 victories in each of her final three seasons. Pitt also reached the Sweet 16 for the first time in program history in 2008.

As one of the most celebrated student-athletes in women's basketball history, Ralph ranks eighth in UConn's storied record book with 1,678 points. She also ranks among the program's all-time top 10 in career assists (456), steals (252) and field goal percentage (57.9). Ralph graduated from Connecticut in 2001 with a degree in exercise physiology.

In leading UConn to a national championship in 2000, Ralph was named an All-American and Big East Player of the Year. She was selected at the most valuable player in the 2000 NCAA Women's Final Four. She also won the Honda Award, presented to the premier female student-athlete in 12 collegiate sports, and the "Sports Illustrated for Women" Player of the Year.

Ralph was selected by the Utah Starzz in the 2001 WNBA Draft, but was unable to pursue a professional career due to a knee injury.

Ralph and her husband, Tom Garrick, have one daughter, Maysen. Currently a member of the Vanderbilt coaching staff, Garrick served as head coach of the UMass-Lowell women's basketball program from 2018-21 and previously served as a Vanderbilt assistant from 2009-15.





1 MIKAYLA BLAKES

@mikaylablakes
@mikaylablakes
@mikaylablakes

G // 5-8 // Fr. // Somerset, N.J. (Rutgers Prep HS)

SEASON HIGHS

Points // 53, at Florida (01/30/25)
FG Made // 16, at Florida (01/30/25)
FG Attempts // 24, at Florida (01/30/25)
3-Pt Made // 5 (4x), Last: at Florida (01/30/25)
3-Pt Attempt // 14, at Miami (12/04/24)
FT Made // 16, at Florida (01/30/25)
FT Attempt // 18, at Florida (01/30/25)
Rebounds // 9, Mississippi State (02/13/25)
Assists // 8, Hampton (11/20/24)
Steals // 7, vs. Appalachian State (12/1/24)
Blocks // 2, at LSU (01/13/25)
Minutes // 44, Mississippi State (02/13/25)

CAREER HIGHS

Points // 53, at Florida (01/30/25)
FG Made // 16, at Florida (01/30/25)
FG Attempts // 24, at Florida (01/30/25)
3-Pt Made // 5 (4x), Last: at Florida (01/30/25)
3-Pt Attempt // 14, at Miami (12/04/24)
FT Made // 16, at Florida (01/30/25)
FT Attempt // 18, at Florida (01/30/25)
Rebounds // 9, Mississippi State (02/13/25)
Assists // 8, Hampton (11/20/24)
Steals // 7, vs. Appalachian State (12/1/24)
Blocks // 2, at LSU (01/13/25)
Minutes // 44, Mississippi State (02/13/25)

- Set the NCAA True Freshman & SEC Single-Game Scoring Records w/ 53 pts at Florida (Jan. 30)
- Three-time USBWA Tamika Catchings National Freshman of the Week (Jan. 21, Jan. 28, Feb. 4)
- 6-Time SEC Freshman of the Week (Nov. 19, Nov. 26, Dec. 10, Jan. 28, Feb. 4, Feb. 11)
- NCAA.com Player of the Week (Jan. 21)
- AP Player of the Week (Feb. 4)
- Leads all NCAA Division I freshmen in scoring (21.8 ppg)
- First NCAA Division I freshman to score over 500 pts this season

| | SUPERLATIVES | 24-25 CAREER | SUPERLATIVES | 24-25 CAREER |
|-----------------|--------------|--------------|------------------|--------------|
| 10+ POINTS | 24 | 24 | 3+ ASSISTS | 13 13 |
| 15+ POINTS | 20 | 20 | 3+ STEALS | 12 12 |
| 20+ POINTS | 15 | 15 | 2+ BLOCKS | 1 1 |
| 30+ POINTS | 3 | 3 | DOUBLE-DOUBLES | -- -- |
| 40+ POINTS | 1 | 1 | LED VANDY IN PTS | 10 10 |
| 50+ POINTS | 1 | 1 | LED VANDY IN REB | 1 1 |
| MADE 3+ 3-PT FG | 6 | 6 | LED VANDY IN AST | 8 8 |
| 10+ REBS | -- | -- | LED VANDY IN STL | 5 5 |
| | | | LED VANDY IN BLK | 5 5 |

GAME-BY-GAME

| DATE | OPPONENT | GS | MIN | FGM/A | FG% | 3FG/A | 3P% | FTM/A | FG% OFF | DEF | TOT | AVG | PF | AST | T/O | BLK | STL | PTS | AVG | |
|--------------|------------------|-----------|---------------|----------------|-------------|---------------|-------------|----------------|-------------|-----------|-----------|-----------|------------|-----------|-----------|-----------|----------|-----------|------------|-------------|
| 11.4.24 | LIPSCOMB | * | 25:31 | 9-18 | .500 | 2-7 | .286 | 3-3 | 1.000 | 2 | 3 | 5 | 5.0 | 2 | 5 | 0 | 2 | 23 | 23.0 | |
| 11.8.24 | AUSTIN PEAY | * | 15:31 | 5-8 | .625 | 2-4 | .500 | 4-5 | .800 | 2 | 1 | 3 | 4.0 | 1 | 1 | 2 | 1 | 3 | 16 | 19.5 |
| 11.14.24 | AT SOUTH FLORIDA | * | 31:24 | 6-14 | .429 | 2-8 | .250 | 2-4 | .500 | 0 | 2 | 2 | 3.3 | 1 | 1 | 5 | 0 | 2 | 16 | 18.3 |
| 11.17.24 | BUTLER | * | 35:34 | 9-18 | .500 | 4-9 | .444 | 7-8 | .875 | 1 | 1 | 2 | 3.0 | 3 | 2 | 3 | 0 | 3 | 29 | 21.0 |
| 11.20.24 | HAMPTON | * | 29:14 | 9-14 | .643 | 1-5 | .200 | 3-5 | .600 | 1 | 2 | 3 | 3.0 | 2 | 8 | 3 | 0 | 3 | 22 | 21.2 |
| 11.22.24 | SAMFORD | * | 23:12 | 5-12 | .417 | 2-5 | .400 | 2-2 | 1.000 | 1 | 2 | 3 | 3.0 | 2 | 5 | 3 | 1 | 2 | 14 | 20.0 |
| 11.26.24 | VS. ARIZONA | * | 34:31 | 6-14 | .429 | 5-8 | .625 | 6-6 | 1.000 | 0 | 2 | 2 | 2.9 | 4 | 4 | 1 | 0 | 4 | 23 | 20.4 |
| 11.27.24 | VS. MICHIGAN ST. | * | 26:36 | 3-10 | .300 | 1-4 | .250 | 6-6 | 1.000 | 1 | 0 | 1 | 2.6 | 3 | 3 | 3 | 0 | 2 | 13 | 19.5 |
| 12.1.24 | APPALACHIAN ST. | * | 28:35 | 7-15 | .467 | 2-8 | .250 | 4-4 | 1.000 | 2 | 1 | 3 | 2.7 | 2 | 6 | 2 | 0 | 7 | 20 | 19.6 |
| 12.4.24 | AT MIAMI | * | 37:14 | 10-22 | .455 | 5-14 | .357 | 1-2 | .500 | 0 | 1 | 1 | 2.5 | 2 | 3 | 3 | 0 | 0 | 26 | 20.2 |
| 12.14.24 | EVANSVILLE | * | 26:07 | 7-19 | .368 | 1-7 | .143 | 7-7 | 1.000 | 3 | 1 | 4 | 2.6 | 2 | 3 | 1 | 0 | 1 | 22 | 20.4 |
| 12.19.24 | AT DAYTON | * | 26:50 | 6-17 | .353 | 2-8 | .250 | 2-2 | 1.000 | 1 | 0 | 1 | 2.5 | 4 | 1 | 3 | 0 | 5 | 16 | 20.0 |
| 12.21.24 | WEST GEORGIA | * | 27:09 | 12-20 | .600 | 0-6 | .000 | 0-0 | .000 | 2 | 2 | 4 | 2.6 | 1 | 6 | 2 | 0 | 3 | 24 | 20.3 |
| 12.29.24 | ALABAMA A&M | * | 17:01 | 2-9 | .222 | 0-5 | .000 | 1-3 | .333 | 1 | 2 | 3 | 2.6 | 0 | 1 | 1 | 1 | 3 | 5 | 19.2 |
| 1.2.25 | GEORGIA | * | 32:42 | 9-20 | .450 | 5-9 | .556 | 13-14 | .929 | 2 | 1 | 3 | 2.7 | 3 | 5 | 0 | 1 | 1 | 36 | 20.3 |
| 1.5.25 | KENTUCKY | * | 35:34 | 9-22 | .409 | 3-11 | .273 | 3-4 | .750 | 4 | 1 | 5 | 2.8 | 4 | 0 | 4 | 1 | 3 | 24 | 20.6 |
| 1.9.25 | AT OLE MISS | * | 36:11 | 8-16 | .500 | 2-7 | .286 | 1-2 | .500 | 1 | 4 | 5 | 2.9 | 3 | 2 | 5 | 0 | 1 | 19 | 20.5 |
| 1.13.25 | AT LSU | * | 37:28 | 4-13 | .308 | 0-4 | .000 | 4-4 | 1.000 | 2 | 4 | 6 | 3.1 | 1 | 4 | 9 | 2 | 2 | 12 | 20.0 |
| 1.19.25 | TENNESSEE | * | 28:18 | 7-17 | .412 | 2-6 | .333 | 7-8 | .875 | 2 | 0 | 2 | 3.1 | 4 | 2 | 3 | 0 | 0 | 23 | 20.2 |
| 1.23.25 | ARKANSAS | * | 26:49 | 8-13 | .615 | 4-6 | .667 | 4-4 | 1.000 | 2 | 0 | 2 | 3.0 | 1 | 3 | 1 | 0 | 1 | 24 | 20.4 |
| 1.26.25 | AT ALABAMA | * | 37:06 | 10-21 | .476 | 3-8 | .375 | 10-12 | .833 | 1 | 4 | 5 | 3.1 | 2 | 1 | 3 | 0 | 3 | 33 | 21.0 |
| 1.30.25 | AT FLORIDA | * | 39:26 | 16-24 | .667 | 5-9 | .556 | 16-18 | .889 | 1 | 2 | 3 | 3.1 | 2 | 2 | 2 | 0 | 3 | 53 | 22.4 |
| 2.2.25 | OLE MISS | * | 29:45 | 5-9 | .556 | 0-2 | .000 | 6-7 | .857 | 0 | 2 | 2 | 3.0 | 3 | 1 | 6 | 1 | 1 | 16 | 22.1 |
| 2.6.25 | AT TEXAS | * | 33:38 | 8-14 | .571 | 0-2 | .000 | 6-6 | 1.000 | 2 | 2 | 4 | 3.1 | 4 | 2 | 3 | 0 | 3 | 22 | 22.1 |
| 2.13.25 | MISSISSIPPI ST. | * | 43:59 | 4-19 | .211 | 1-6 | .167 | 4-4 | 1.000 | 2 | 7 | 9 | 3.3 | 5 | 4 | 4 | 0 | 5 | 13 | 21.8 |
| 2.16.25 | AT AUBURN | | | | | | | | | | | | | | | | | | | |
| 2.20.25 | AT OKLAHOMA | | | | | | | | | | | | | | | | | | | |
| 2.23.25 | SOUTH CAROLINA | | | | | | | | | | | | | | | | | | | |
| 2.27.25 | TEXAS A&M | | | | | | | | | | | | | | | | | | | |
| 3.2.25 | AT MISSOURI | | | | | | | | | | | | | | | | | | | |
| TOTAL | | 25 | 765:24 | 184-398 | .462 | 54-168 | .321 | 122-140 | .871 | 36 | 47 | 83 | 3.3 | 61 | 75 | 72 | 8 | 63 | 544 | 21.8 |

CAREER STATS

| YEAR | GP | GS | MIN | AVG | FG | FGA | PCT | 3FG | 3FGA | 3PCT | FT | FTA | PCT | OFF | DEF | TOT | AVG | PF | FO | AST | TO | BLK | STL | PTS | AVG |
|---------------|-----------|-----------|------------|-------------|------------|------------|-------------|-----------|------------|-------------|------------|------------|-------------|-----------|-----------|-----------|------------|-----------|----------|-----------|-----------|----------|-----------|------------|-------------|
| 2024-25 | 25 | 25 | 765 | 30.6 | 184 | 398 | .462 | 54 | 168 | .321 | 122 | 140 | .871 | 36 | 47 | 83 | 3.3 | 61 | 1 | 75 | 72 | 8 | 63 | 544 | 21.8 |
| CAREER | 25 | 25 | 765 | 30.6 | 184 | 398 | .462 | 54 | 168 | .321 | 122 | 140 | .871 | 36 | 47 | 83 | 3.3 | 61 | 1 | 75 | 72 | 8 | 63 | 544 | 21.8 |



2 JADA BROWN

@_jadabrown
@brownjadaa
@jadabrown_

G // 5-8 // Jr. // Bentonville, Ark. (Bentonville HS)

SEASON HIGHS

Points // 6, West Georgia (12/21/24)
 FG Made // 2, West Georgia (12/21/24)
 FG Attempts // 3, West Georgia (12/21/24)
 3-Pt Made // 1 (2x), Last: West Georgia (12/21/24)
 3-Pt Attempt // 2, West Georgia (12/21/24)
 FT Made // 2, Lipscomb (11/4/24)
 FT Attempt // 2 (2x), Last: West Georgia (12/21/24)
 Rebounds // 2 (4x), Last: West Georgia (12/21/24)
 Assists // 2, Alabama A&M (12/29/24)
 Steals // 2 (2x), Last: West Georgia (12/21/24)
 Blocks // --
 Minutes // 13, Lipscomb (11/4/24)

CAREER HIGHS

Points // 12, vs. NC State (11/24/22)
 FG Made // 4, vs. NC State (11/24/22)
 FG Attempts // 12, Samford (11/10/22)
 3-Pt Made // 4, vs. NC State (11/24/22)
 3-Pt Attempt // 8, at LSU (01/01/23)
 FT Made // 2 (7x), Last: Lipscomb (11/4/24)
 FT Attempt // 2 (12x), Last: West Georgia (12/21/24)
 Rebounds // 4 (4x), Last Radford (12/31/23)
 Assists // 5, Tarleton State (11/15/22)
 Steals // 2 (5x), Last: West Georgia (12/21/24)
 Blocks // 1 (2x), Last: Florida (01/22/23)
 Minutes // 42, Lipscomb (12/18/22)

- Appeared in 11 games off the bench in '24-25
- Shooting 54.5% from the field (6-of-11)
- Scored a season-high 6 pts in 10 min. vs. West Georgia
- Played in 59 career games with 22 starts at Vanderbilt
- Scored career-best 12 pts vs. NC State (11.24.22)
- SEC Winter Academic Honor Roll ('24)
- Majoring in Human & Organizational Development

| SUPERLATIVES | 24-25 CAREER | SUPERLATIVES | 24-25 CAREER |
|-----------------|--------------|------------------|--------------|
| 10+ POINTS | -- 2 | 3+ STEALS | -- -- |
| 15+ POINTS | -- -- | 2+ BLOCKS | -- -- |
| 20+ POINTS | -- -- | DOUBLE-DOUBLES | -- -- |
| 30+ POINTS | -- -- | LED VANDY IN PTS | -- -- |
| MADE 3+ 3-PT FG | -- 3 | LED VANDY IN REB | -- -- |
| 10+ REBS | -- -- | LED VANDY IN AST | -- 1 |
| 3+ ASSISTS | -- 1 | LED VANDY IN STL | -- -- |
| | | LED VANDY IN BLK | -- -- |

GAME-BY-GAME

| DATE | OPPONENT | GS | MIN | FGM/A | FG% | 3FG/A | 3P% | FTM/A | FG% | OFF | DEF | TOT | AVG | PF | AST | T/O | BLK | STL | PTS | AVG |
|--------------|-------------------|----------|--------------|-------------|-------------|------------|-------------|------------|-------------|----------|----------|-----------|------------|----------|----------|----------|----------|----------|-----------|------------|
| 11.4.24 | LIPSCOMB | | 12:44 | 1-2 | .500 | 0-0 | .000 | 2-2 | 1.000 | 1 | 0 | 1 | 1.0 | 3 | 0 | 0 | 0 | 0 | 4 | 4.0 |
| 11.8.24 | AUSTIN PEAY | | 08:06 | 0-1 | .000 | 0-1 | .000 | 0-0 | .000 | 1 | 1 | 2 | 1.5 | 2 | 1 | 0 | 0 | 2 | 0 | 2.0 |
| 11.14.24 | AT SOUTH FLORIDA | | 01:49 | 0-0 | .000 | 0-0 | .000 | 0-0 | .000 | 0 | 0 | 0 | 1.0 | 0 | 0 | 0 | 0 | 0 | 0 | 1.3 |
| 11.17.24 | BUTLER | | 03:55 | 0-1 | .000 | 0-0 | .000 | 0-0 | .000 | 1 | 0 | 1 | 1.0 | 0 | 1 | 0 | 0 | 0 | 0 | 1.0 |
| 11.20.24 | HAMPTON | | 03:57 | 0-0 | .000 | 0-0 | .000 | 0-0 | .000 | 1 | 1 | 2 | 1.2 | 0 | 0 | 1 | 0 | 0 | 0 | 0.8 |
| 11.22.24 | SAMFORD | | 02:55 | 0-0 | .000 | 0-0 | .000 | 0-0 | .000 | 0 | 0 | 0 | 1.0 | 1 | 0 | 0 | 0 | 0 | 0 | 0.7 |
| 11.26.24 | VS. ARIZONA | | | | | | | | | | | | | | | | | | | |
| 11.27.24 | VS. MICHIGAN ST. | | | | | | | | | | | | | | | | | | | |
| 12.1.24 | APPALACHIAN ST. | | 05:46 | 1-1 | 1.000 | 1-1 | 1.000 | 0-0 | .000 | 0 | 2 | 2 | 1.1 | 0 | 1 | 0 | 0 | 1 | 3 | 1.0 |
| 12.4.24 | AT MIAMI | | | | | | | | | | | | | | | | | | | |
| 12.14.24 | EVANSVILLE | | 06:19 | 1-1 | 1.000 | 0-0 | .000 | 0-0 | .000 | 0 | 0 | 0 | 1.0 | 0 | 0 | 1 | 0 | 1 | 2 | 1.1 |
| 12.19.24 | AT DAYTON | | | | | | | | | | | | | | | | | | | |
| 12.21.24 | WEST GEORGIA | | 10:00 | 2-3 | .667 | 1-2 | .500 | 1-2 | .500 | 0 | 2 | 2 | 1.1 | 1 | 0 | 0 | 0 | 2 | 6 | 1.7 |
| 12.29.24 | ALABAMA A&M | | 04:01 | 0-0 | .000 | 0-0 | .000 | 0-0 | .000 | 0 | 1 | 1 | 1.1 | 0 | 2 | 2 | 0 | 0 | 0 | 1.5 |
| 1.2.25 | GEORGIA | | | | | | | | | | | | | | | | | | | |
| 1.5.25 | KENTUCKY | | | | | | | | | | | | | | | | | | | |
| 1.9.25 | AT OLE MISS | | | | | | | | | | | | | | | | | | | |
| 1.13.25 | AT LSU | | | | | | | | | | | | | | | | | | | |
| 1.19.25 | TENNESSEE | | | | | | | | | | | | | | | | | | | |
| 1.23.25 | ARKANSAS | | 04:48 | 1-2 | .500 | 0-1 | .000 | 0-0 | .000 | 0 | 1 | 1 | 1.1 | 0 | 0 | 2 | 0 | 0 | 2 | 1.5 |
| 1.26.25 | AT ALABAMA | | | | | | | | | | | | | | | | | | | |
| 1.30.25 | AT FLORIDA | | | | | | | | | | | | | | | | | | | |
| 2.2.25 | OLE MISS | | | | | | | | | | | | | | | | | | | |
| 2.6.25 | AT TEXAS | | | | | | | | | | | | | | | | | | | |
| 2.13.25 | MISSISSIPPI STATE | | | | | | | | | | | | | | | | | | | |
| 2.16.25 | AT AUBURN | | | | | | | | | | | | | | | | | | | |
| 2.20.25 | AT OKLAHOMA | | | | | | | | | | | | | | | | | | | |
| 2.23.25 | SOUTH CAROLINA | | | | | | | | | | | | | | | | | | | |
| 2.27.25 | TEXAS A&M | | | | | | | | | | | | | | | | | | | |
| 3.2.25 | AT MISSOURI | | | | | | | | | | | | | | | | | | | |
| TOTAL | | 0 | 64:20 | 6-11 | .545 | 2-5 | .400 | 3-4 | .750 | 4 | 8 | 12 | 1.1 | 7 | 5 | 6 | 0 | 6 | 17 | 1.5 |

CAREER STATS

| YEAR | GP | GS | MIN | AVG | FG | FGA | PCT | 3FG | 3FGA | 3PCT | FT | FTA | PCT | OFF | DEF | TOT | AVG | PF | FO | AST | TO | BLK | STL | PTS | AVG |
|---------------|-----------|-----------|------------|-------------|-----------|------------|-------------|-----------|------------|-------------|-----------|-----------|-------------|-----------|-----------|-----------|------------|-----------|----------|-----------|-----------|----------|-----------|------------|------------|
| 2022-23 | 30 | 22 | 637 | 21.3 | 44 | 150 | .293 | 32 | 105 | .305 | 12 | 14 | .857 | 13 | 19 | 32 | 1.1 | 35 | 0 | 24 | 44 | 1 | 14 | 132 | 4.4 |
| 2023-24 | 18 | 0 | 123 | 6.8 | 3 | 19 | .158 | 2 | 15 | .133 | 4 | 6 | .667 | 2 | 9 | 11 | 0.6 | 12 | 0 | 7 | 6 | 0 | 2 | 12 | 0.7 |
| 2024-25 | 11 | 0 | 64 | 5.8 | 6 | 11 | .545 | 2 | 5 | .400 | 3 | 4 | .750 | 4 | 8 | 12 | 1.1 | 7 | 0 | 5 | 6 | 0 | 6 | 17 | 1.5 |
| CAREER | 60 | 22 | 829 | 13.8 | 53 | 181 | .293 | 36 | 126 | .286 | 19 | 24 | .792 | 19 | 36 | 55 | 0.9 | 54 | 0 | 36 | 56 | 1 | 22 | 161 | 2.7 |



4 MADISON GREENE

@mad1son_O4
@Mad1son_O4

G // 5-6 // So. // Columbus, Ohio (Pickerington Central HS)

SEASON HIGHS

Points // 25, at Dayton (12/19/24)
 FG Made // 7 (2x), Last: at Dayton (12/19/24)
 FG Attempts // 14, at Dayton (12/19/24)
 3-Pt Made // 5, at South Florida (11/14/24)
 3-Pt Attempt // 8, at South Florida (11/14/24)
 FT Made // 8, at Dayton (12/19/24)
 FT Attempt // 10, at Dayton (12/19/24)
 Rebounds // 6, Alabama A&M (12/29/24)
 Assists // 6, Samford (11/22/24)
 Steals // 6, Lipscomb (11/4/24)
 Blocks // 1, Austin Peay (11/8/24)
 Minutes // 41, Mississippi State (02/13/25)

CAREER HIGHS

Points // 25, at Dayton (12/19/24)
 FG Made // 7 (2x), Last: at Dayton (12/19/24)
 FG Attempts // 14, at Dayton (12/19/24)
 3-Pt Made // 5, at South Florida (11/14/24)
 3-Pt Attempt // 8, at South Florida (11/14/24)
 FT Made // 8, at Dayton (12/19/24)
 FT Attempt // 10, at Dayton (12/19/24)
 Rebounds // 6, Alabama A&M (12/29/24)
 Assists // 6, Samford (11/22/24)
 Steals // 6, Lipscomb (11/4/24)
 Blocks // 1, Austin Peay (11/8/24)
 Minutes // 41, Mississippi State (02/13/25)

- Leads the team in points off the bench at 8.3 ppg
- Scored a career-high 25 pts in a reserve role at Dayton (Dec. 19)
- Made her first career start at South Fla. (Nov. 14) and scored 15 pts with a career-best five 3-pt FG made
- Tallied double-digit pts off the bench in nine games
- First Dore since 2018 to score 25 pts off the bench (at Dayton - 12.19)
- Led the Dores in points off the bench in 14 games this season

| | SUPERLATIVES | 24-25 CAREER | | SUPERLATIVES | 24-25 CAREER | |
|-----------------|--------------|--------------|----|------------------|--------------|----|
| 10+ POINTS | 10 | 10 | 13 | 3+ STEALS | 4 | 5 |
| 15+ POINTS | 4 | 5 | | 2+ BLOCKS | -- | -- |
| 20+ POINTS | 1 | 1 | | DOUBLE-DOUBLES | -- | -- |
| 30+ POINTS | -- | -- | | LED VANDY IN PTS | 1 | 1 |
| MADE 3+ 3-PT FG | 3 | 4 | | LED VANDY IN REB | -- | -- |
| 10+ REBS | -- | -- | | LED VANDY IN AST | 1 | 2 |
| 3+ ASSISTS | 5 | 6 | | LED VANDY IN STL | 3 | 4 |
| | | | | LED VANDY IN BLK | -- | -- |

GAME-BY-GAME

| DATE | OPPONENT | GS | MIN | FGM/A | FG% | 3FG/A | 3P% | FTM/A | FG% | OFF | DEF | TOT | AVG | PF | AST | T/O | BLK | STL | PTS | AVG |
|--------------|--------------------|----------|---------------|---------------|-------------|--------------|-------------|--------------|-------------|-----------|-----------|-----------|------------|-----------|-----------|-----------|----------|-----------|------------|------------|
| 11.4.24 | LIPSCOMB | | 28:25 | 6-10 | .600 | 0-1 | .000 | 2-2 | 1.000 | 0 | 5 | 5 | 5.0 | 2 | 4 | 4 | 0 | 6 | 14 | 14.0 |
| 11.8.24 | AUSTIN PEAY | | 30:15 | 3-10 | .300 | 1-1 | 1.000 | 6-6 | 1.000 | 1 | 3 | 4 | 4.5 | 2 | 3 | 2 | 1 | 2 | 13 | 13.5 |
| 11.14.24 | AT SOUTH FLORIDA * | | 37:10 | 5-9 | .556 | 5-8 | .625 | 0-0 | .000 | 2 | 2 | 4 | 4.3 | 1 | 1 | 3 | 0 | 1 | 15 | 14.0 |
| 11.17.24 | BUTLER | * | 20:20 | 0-2 | .000 | 0-2 | .000 | 0-0 | .000 | 0 | 2 | 2 | 3.8 | 3 | 1 | 5 | 0 | 3 | 0 | 10.5 |
| 11.20.24 | HAMPTON | | 22:50 | 4-6 | .667 | 1-2 | .500 | 2-2 | 1.000 | 0 | 2 | 2 | 3.4 | 3 | 1 | 1 | 0 | 1 | 11 | 10.6 |
| 11.22.24 | SAMFORD | | 27:01 | 7-9 | .778 | 0-0 | .000 | 2-2 | 1.000 | 1 | 3 | 4 | 3.5 | 3 | 6 | 2 | 0 | 1 | 16 | 11.5 |
| 11.26.24 | VS. ARIZONA | * | 18:04 | 1-4 | .250 | 0-2 | .000 | 1-2 | .500 | 2 | 1 | 3 | 3.4 | 2 | 0 | 4 | 0 | 0 | 3 | 10.3 |
| 11.27.24 | VS. MICHIGAN ST. | * | 28:38 | 2-8 | .250 | 0-2 | .000 | 0-0 | .000 | 0 | 1 | 1 | 3.1 | 3 | 1 | 2 | 0 | 2 | 4 | 9.5 |
| 12.1.24 | APPALACHIAN ST. | | 16:07 | 2-8 | .250 | 1-5 | .200 | 1-1 | 1.000 | 0 | 2 | 2 | 3.0 | 2 | 1 | 2 | 0 | 0 | 6 | 9.1 |
| 12.4.24 | AT MIAMI | | 19:50 | 3-4 | .750 | 1-1 | 1.000 | 0-0 | .000 | 0 | 0 | 0 | 2.7 | 1 | 3 | 1 | 0 | 0 | 7 | 8.9 |
| 12.14.24 | EVANSVILLE | | 21:51 | 1-5 | .200 | 0-2 | .000 | 2-2 | 1.000 | 1 | 2 | 3 | 2.7 | 1 | 1 | 0 | 0 | 3 | 4 | 8.5 |
| 12.19.24 | AT DAYTON | | 31:31 | 7-14 | .500 | 3-7 | .429 | 8-10 | .800 | 3 | 2 | 5 | 2.9 | 2 | 1 | 0 | 0 | 3 | 25 | 9.8 |
| 12.21.24 | WEST GEORGIA | | 11:26 | 0-6 | .000 | 0-1 | .000 | 2-2 | 1.000 | 2 | 1 | 3 | 2.9 | 0 | 1 | 0 | 0 | 1 | 2 | 9.2 |
| 12.29.24 | ALABAMA A&M | | 24:12 | 5-7 | .714 | 1-3 | .333 | 1-2 | .500 | 1 | 5 | 6 | 3.1 | 0 | 2 | 3 | 0 | 1 | 12 | 9.4 |
| 1.2.25 | GEORGIA | | 19:24 | 2-6 | .333 | 1-2 | .500 | 5-5 | 1.000 | 0 | 1 | 1 | 3.0 | 0 | 1 | 2 | 0 | 0 | 10 | 9.5 |
| 1.5.25 | KENTUCKY | | 18:51 | 1-4 | .250 | 0-1 | .000 | 1-1 | 1.000 | 0 | 1 | 1 | 2.9 | 2 | 1 | 0 | 0 | 0 | 3 | 9.1 |
| 1.9.25 | AT OLE MISS | | 20:22 | 2-5 | .400 | 0-2 | .000 | 5-6 | .833 | 1 | 2 | 3 | 2.9 | 1 | 4 | 5 | 0 | 2 | 9 | 9.1 |
| 1.13.25 | AT LSU | | 18:32 | 1-4 | .250 | 0-2 | .000 | 0-0 | .000 | 0 | 2 | 2 | 2.8 | 4 | 1 | 1 | 0 | 0 | 2 | 8.7 |
| 1.19.25 | TENNESSEE | | 22:04 | 2-6 | .333 | 0-1 | .000 | 0-0 | .000 | 0 | 2 | 2 | 2.8 | 3 | 1 | 1 | 0 | 1 | 4 | 8.4 |
| 1.23.25 | ARKANSAS | | 19:15 | 4-6 | .667 | 2-2 | 1.000 | 0-0 | .000 | 0 | 1 | 1 | 2.7 | 4 | 2 | 0 | 0 | 1 | 10 | 8.5 |
| 1.26.25 | AT ALABAMA | | 06:23 | 0-1 | .000 | 0-1 | .000 | 0-0 | .000 | 0 | 0 | 0 | 2.6 | 2 | 0 | 2 | 0 | 0 | 0 | 8.1 |
| 1.30.25 | AT FLORIDA | | 19:16 | 2-3 | .667 | 1-1 | 1.000 | 0-0 | .000 | 0 | 2 | 2 | 2.5 | 3 | 0 | 1 | 0 | 1 | 5 | 8.0 |
| 2.2.25 | OLE MISS | | 11:09 | 2-4 | .500 | 1-2 | .500 | 0-0 | .000 | 1 | 1 | 2 | 2.5 | 0 | 0 | 2 | 0 | 0 | 5 | 7.8 |
| 2.6.25 | AT TEXAS | | 12:25 | 0-2 | .000 | 0-1 | .000 | 0-0 | .000 | 0 | 0 | 0 | 2.4 | 0 | 0 | 0 | 0 | 1 | 0 | 7.5 |
| 2.13.25 | MISSISSIPPI STATE | | 41:08 | 6-11 | .545 | 4-7 | .571 | 1-2 | .500 | 1 | 1 | 2 | 2.4 | 2 | 0 | 1 | 0 | 0 | 17 | 7.9 |
| 2.16.25 | AT AUBURN | | | | | | | | | | | | | | | | | | | |
| 2.20.25 | AT OKLAHOMA | | | | | | | | | | | | | | | | | | | |
| 2.23.25 | SOUTH CAROLINA | | | | | | | | | | | | | | | | | | | |
| 2.27.25 | TEXAS A&M | | | | | | | | | | | | | | | | | | | |
| 3.2.25 | AT MISSOURI | | | | | | | | | | | | | | | | | | | |
| TOTAL | | 4 | 546:29 | 68-154 | .442 | 22-59 | .373 | 39-45 | .867 | 16 | 44 | 60 | 2.4 | 46 | 36 | 44 | 1 | 30 | 197 | 7.9 |

CAREER STATS

| YEAR | GP | GS | MIN | AVG | FG | FGA | PCT | 3FG | 3FGA | 3PCT | FT | FTA | PCT | OFF | DEF | TOT | AVG | PF | FO | AST | TO | BLK | STL | PTS | AVG |
|---------------|-----------|----------|------------|-------------|-----------|------------|-------------|-----------|-----------|-------------|-----------|-----------|-------------|-----------|-----------|-----------|------------|-----------|----------|-----------|-----------|----------|-----------|------------|------------|
| 2023-24 | 11 | 0 | 217 | 19.7 | 31 | 73 | .425 | 10 | 28 | .357 | 4 | 6 | .667 | 5 | 11 | 16 | 1.5 | 22 | 0 | 13 | 14 | 0 | 15 | 76 | 6.9 |
| 2024-25 | 25 | 4 | 546 | 21.9 | 68 | 154 | .442 | 22 | 59 | .373 | 39 | 45 | .867 | 16 | 44 | 60 | 2.4 | 46 | 0 | 36 | 44 | 1 | 30 | 197 | 7.9 |
| CAREER | 36 | 4 | 764 | 21.2 | 99 | 227 | .436 | 32 | 87 | .368 | 43 | 51 | .843 | 21 | 55 | 76 | 2.1 | 68 | 0 | 49 | 58 | 1 | 45 | 273 | 7.6 |



5 LEILANI KAPINUS

@leilani_kapinus
 @leilani_kapinus
 @leilani_kapinus

G // 5-10 // Gr. // Madison, Wis. (Penn State)

SEASON HIGHS

Points // 11, Samford (11/22/24)
FG Made // 5, Evansville (12/14/24)
FG Attempts // 9 (3x), Last: at Alabama (01/26/25)
3-Pt Made // 2, Appalachian State (12/1/24)
3-Pt Attempt // 4, Samford (11/22/24)
FT Made // 5, vs. Arizona (11/26/24)
FT Attempt // 6, vs. Arizona (11/26/24)
Rebounds // 11, Evansville (12/14/24)
Assists // 6, Samford (11/22/24)
Steals // 6, Arkansas (01/23/25)
Blocks // 2 (2x), vs. Arizona (11/26/24)
Minutes // 26, Samford (11/22/24)

CAREER HIGHS

Points // 25, vs. Saint Francis (Pa.) (12/17/23)
FG Made // 10, Navy (11/10/23)
FG Attempts // 18, at Rutgers (02/13/22)
3-Pt Made // 3 (2x), Last: vs. Iowa (03/08/24)
3-Pt Attempt // 6, vs. Iowa (03/08/24)
FT Made // 9, vs. Rutgers (03/02/22)
FT Attempt // 12, at Iowa (01/14/23)
Rebounds // 15, George Mason (03/21/24)
Assists // 6 (2x), Last: Samford (11/22/24)
Steals // 9, Fairfield (11/11/22)
Blocks // 5, vs. Mississippi State (03/28/24)
Minutes // 41, at Rutgers (01/26/23)

- Scored 1,130 career collegiate points over 119 games
- Collected two double-doubles this season
11 pts, 10 reb vs. Samford (Nov. 22) & 10 pts, 11 reb vs. Evansville (Dec. 14)
- Comes to Vanderbilt after a being a three-year starter at Penn State
- Scored 1,029 points, pulled down 610 rebounds, and dished out 210 assists in three seasons with the Nittany Lions
- Ranks ninth in Penn State history in steals per game (2.4) and blocks per game (1.1)

| SUPERLATIVES | 24-25 CAREER | SUPERLATIVES | 24-25 CAREER |
|-----------------|--------------|------------------|--------------|
| 10+ POINTS | 3 62 | 3+ STEALS | 7 44 |
| 15+ POINTS | -- 24 | 2+ BLOCKS | 2 29 |
| 20+ POINTS | -- 6 | DOUBLE-DOUBLES | 2 14 |
| 30+ POINTS | -- -- | LED VANDY IN PTS | -- -- |
| MADE 3+ 3-PT FG | -- 2 | LED VANDY IN REB | 1 1 |
| 10+ REBS | 2 16 | LED VANDY IN AST | 2 2 |
| 3+ ASSISTS | 4 45 | LED VANDY IN STL | 2 2 |
| | | LED VANDY IN BLK | 6 6 |

GAME-BY-GAME

| DATE | OPPONENT | GS | MIN | FGM/A | FG% | 3FG/A | 3P% | FTM/A | FG% | OFF | DEF | TOT | AVG | PF | AST | T/O | BLK | STL | PTS | AVG | |
|--------------|-------------------|----------|---------------|--------------|-------------|-------------|-------------|--------------|-------------|-----------|-----------|-----------|------------|-----------|-----------|-----------|-----------|-----------|------------|------------|--|
| 11.4.24 | LIPSCOMB | | | | | | | | | | | | | | | | | | | | |
| DNP - INJURY | | | | | | | | | | | | | | | | | | | | | |
| 11.8.24 | AUSTIN PEAY | | 21:15 | 3-8 | .375 | 0-1 | .000 | 1-1 | 1.000 | 2 | 4 | 6 | 6.0 | 1 | 1 | 2 | 2 | 1 | 7 | 7.0 | |
| 11.14.24 | AT SOUTH FLORIDA | | 10:59 | 0-2 | .000 | 0-1 | .000 | 0-0 | .000 | 0 | 0 | 0 | 3.0 | 2 | 0 | 1 | 0 | 0 | 0 | 3.5 | |
| 11.17.24 | BUTLER | | 19:58 | 2-3 | .667 | 0-0 | .000 | 0-0 | .000 | 0 | 0 | 0 | 2.0 | 1 | 2 | 2 | 1 | 3 | 4 | 3.7 | |
| 11.20.24 | HAMPTON | | 17:23 | 3-4 | .750 | 1-1 | 1.000 | 2-2 | 1.000 | 2 | 0 | 2 | 2.0 | 2 | 5 | 1 | 0 | 2 | 9 | 5.0 | |
| 11.22.24 | SAMFORD | | 25:43 | 4-9 | .444 | 1-4 | .250 | 2-4 | .500 | 7 | 3 | 10 | 3.6 | 2 | 6 | 1 | 1 | 4 | 11 | 6.2 | |
| 11.26.24 | VS. ARIZONA | | 25:22 | 1-3 | .333 | 0-1 | .000 | 5-6 | .833 | 1 | 2 | 3 | 3.5 | 2 | 1 | 0 | 2 | 3 | 7 | 6.3 | |
| 11.27.24 | VS. MICHIGAN ST. | | 19:53 | 0-1 | .000 | 0-0 | .000 | 1-2 | .500 | 0 | 3 | 3 | 3.4 | 1 | 1 | 1 | 1 | 2 | 1 | 5.6 | |
| 12.1.24 | APPALACHIAN ST. | | 17:12 | 2-4 | .500 | 2-3 | .667 | 0-0 | .000 | 2 | 5 | 7 | 3.9 | 2 | 3 | 0 | 0 | 3 | 6 | 5.6 | |
| 12.4.24 | AT MIAMI | | 23:32 | 3-7 | .429 | 0-1 | .000 | 2-3 | .667 | 3 | 1 | 4 | 3.9 | 4 | 2 | 0 | 0 | 1 | 8 | 5.9 | |
| 12.14.24 | EVANSVILLE | | 22:19 | 5-9 | .556 | 0-1 | .000 | 0-0 | .000 | 6 | 5 | 11 | 4.6 | 1 | 2 | 2 | 0 | 5 | 10 | 6.3 | |
| 12.19.24 | AT DAYTON | | 11:25 | 0-3 | .000 | 0-1 | .000 | 0-0 | .000 | 0 | 0 | 0 | 4.2 | 1 | 0 | 1 | 0 | 1 | 0 | 5.7 | |
| 12.21.24 | WEST GEORGIA | | 23:40 | 4-7 | .571 | 1-3 | .333 | 1-1 | 1.000 | 0 | 1 | 1 | 3.9 | 3 | 4 | 2 | 1 | 1 | 10 | 6.1 | |
| 12.29.24 | ALABAMA A&M | | 18:30 | 1-1 | 1.000 | 0-0 | .000 | 0-0 | .000 | 1 | 1 | 2 | 3.8 | 1 | 3 | 2 | 0 | 0 | 2 | 5.8 | |
| 1.2.25 | GEORGIA | | 05:33 | 0-2 | .000 | 0-2 | .000 | 0-0 | .000 | 1 | 0 | 1 | 3.6 | 0 | 0 | 1 | 0 | 0 | 0 | 5.4 | |
| 1.5.25 | KENTUCKY | | 12:60 | 0-1 | .000 | 0-1 | .000 | 0-0 | .000 | 0 | 2 | 2 | 3.5 | 1 | 0 | 1 | 0 | 0 | 0 | 5.0 | |
| 1.9.25 | AT OLE MISS | | 17:37 | 1-2 | .500 | 0-0 | .000 | 0-1 | .000 | 1 | 2 | 3 | 3.4 | 3 | 0 | 3 | 0 | 0 | 2 | 4.8 | |
| 1.13.25 | AT LSU | | 11:12 | 0-0 | .000 | 0-0 | .000 | 2-2 | 1.000 | 1 | 1 | 2 | 3.4 | 4 | 1 | 1 | 0 | 0 | 2 | 4.6 | |
| 1.19.25 | TENNESSEE | | 19:36 | 1-3 | .333 | 0-1 | .000 | 0-0 | .000 | 2 | 3 | 5 | 3.4 | 1 | 2 | 0 | 1 | 0 | 2 | 4.5 | |
| 1.23.25 | ARKANSAS | | 18:56 | 2-4 | .500 | 1-2 | .500 | 0-0 | .000 | 2 | 4 | 6 | 3.6 | 1 | 3 | 2 | 1 | 6 | 5 | 4.5 | |
| 1.26.25 | AT ALABAMA | | 20:59 | 4-9 | .444 | 0-1 | .000 | 0-0 | .000 | 4 | 1 | 5 | 3.7 | 1 | 2 | 0 | 0 | 4 | 8 | 4.7 | |
| 1.30.25 | AT FLORIDA | | 21:03 | 1-1 | 1.000 | 0-0 | .000 | 0-0 | .000 | 0 | 2 | 2 | 3.6 | 1 | 0 | 0 | 0 | 2 | 2 | 4.6 | |
| 2.2.25 | OLE MISS | | 20:17 | 1-2 | .500 | 0-0 | .000 | 1-2 | .500 | 0 | 2 | 2 | 3.5 | 3 | 0 | 0 | 0 | 1 | 3 | 4.5 | |
| 2.6.25 | AT TEXAS | | 12:54 | 0-0 | .000 | 0-0 | .000 | 0-0 | .000 | 1 | 1 | 2 | 3.4 | 4 | 0 | 1 | 0 | 0 | 0 | 4.3 | |
| 2.13.25 | MISSISSIPPI STATE | | 09:06 | 0-1 | .000 | 0-0 | .000 | 2-2 | 1.000 | 0 | 2 | 2 | 3.4 | 1 | 0 | 2 | 1 | 2 | 2 | 4.2 | |
| 2.16.25 | AT AUBURN | | | | | | | | | | | | | | | | | | | | |
| 2.20.25 | AT OKLAHOMA | | | | | | | | | | | | | | | | | | | | |
| 2.23.25 | SOUTH CAROLINA | | | | | | | | | | | | | | | | | | | | |
| 2.27.25 | TEXAS A&M | | | | | | | | | | | | | | | | | | | | |
| 3.2.25 | AT MISSOURI | | | | | | | | | | | | | | | | | | | | |
| TOTAL | | 0 | 427:26 | 38-86 | .442 | 6-24 | .250 | 19-26 | .731 | 36 | 45 | 81 | 3.4 | 43 | 38 | 26 | 11 | 41 | 101 | 4.2 | |

CAREER STATS

| YEAR | GP | GS | MIN | AVG | FG | FGA | PCT | 3FG | 3FGA | 3PCT | FT | FTA | PCT | OFF | DEF | TOT | AVG | PF | FO | AST | TO | BLK | STL | PTS | AVG |
|---------------|------------|-----------|-------------|-------------|------------|------------|-------------|-----------|------------|-------------|------------|------------|-------------|-----------------------------|------------|------------|------------|------------|-----------|------------|------------|------------|------------|-------------|------------|
| 2020-21* | | | | | | | | | | | | | | MISSED SEASON DUE TO INJURY | | | | | | | | | | | |
| 2021-22* | 29 | 29 | 746 | 25.7 | 104 | 242 | .430 | 13 | 56 | .232 | 57 | 85 | .671 | 45 | 120 | 165 | 5.7 | 85 | 2 | 46 | 74 | 33 | 59 | 278 | 9.6 |
| 2022-22* | 31 | 31 | 930 | 30.0 | 126 | 288 | .438 | 10 | 54 | .185 | 86 | 129 | .667 | 53 | 155 | 208 | 6.7 | 98 | 7 | 90 | 111 | 31 | 97 | 348 | 11.2 |
| 2023-24* | 35 | 34 | 921 | 26.3 | 156 | 269 | .580 | 25 | 61 | .410 | 66 | 103 | .641 | 43 | 194 | 237 | 6.8 | 105 | 6 | 74 | 89 | 45 | 72 | 403 | 11.5 |
| 2024-25 | 24 | 0 | 427 | 17.8 | 38 | 86 | .442 | 6 | 24 | .250 | 19 | 26 | .731 | 36 | 45 | 81 | 3.4 | 43 | 0 | 38 | 26 | 11 | 41 | 101 | 4.2 |
| VANDY | 24 | 0 | 427 | 17.8 | 38 | 86 | .442 | 6 | 24 | .250 | 19 | 26 | .731 | 36 | 45 | 81 | 3.4 | 43 | 0 | 38 | 26 | 11 | 41 | 101 | 4.2 |
| CAREER | 119 | 94 | 3025 | 25.4 | 424 | 885 | .479 | 54 | 195 | .277 | 228 | 343 | .665 | 177 | 514 | 691 | 5.8 | 331 | 15 | 248 | 300 | 120 | 269 | 1130 | 9.5 |

* at Penn State



10 JANE NWABA

@jane11nwaba
@jane11nwaba
@janenwaba

G // 5-10 // Gr. // Carson, Calif. (Pepperdine)

SEASON HIGHS

Points // 13, Arkansas (01/23/25)
FG Made // 5, Arkansas (01/23/25)
FG Attempts // 10, Austin Peay (11/8/24)
3-Pt Made // 3 (2x), Last: Arkansas (01/23/25)
3-Pt Attempt // 4 (2x), Last: Arkansas (01/23/25)
FT Made // 3 (2x), Last: Kentucky (01/05/25)
FT Attempt // 4 (2x), Last: at Texas (02/06/25)
Rebounds // 6 (2x), Last: Tennessee (01/19/25)
Assists // 3, Lipscomb (11/4/24)
Steals // 3, at LSU (01/13/25)
Blocks // 3, Hampton (11/20/24)
Minutes // 27, Georgia (01/02/25)

CAREER HIGHS

Points // 22, San Francisco (02/01/24)
FG Made // 8, San Francisco (02/01/24)
FG Attempts // 18, Pacific (02/22/24)
3-Pt Made // 3 (2x), Last: Butler (11/17/24)
3-Pt Attempt // 7, at Saint Mary's (01/07/23)
FT Made // 8, Gonzaga (12/29/22)
FT Attempt // 12, Cal State LA (12/29/23)
Rebounds // 12 (3x), Last: at LMU (01/27/24)
Assists // 8, at San Francisco (02/01/24)
Steals // 4, Cal State LA (12/29/23)
Blocks // 3, Hampton (11/20/24)
Minutes // 40 (2x), Last: Gonzaga (02/24/24)

- Made 23 starts for the Commodores this season
- Scored a season-high 13 pts vs. Arkansas (Jan. 23)
- Played four seasons at Pepperdine
- Collected 11 career double-doubles, with nine coming during '23-24
- Averaged 10.0 pts, 6.9 reb, 2.6 ast her the last 2 seasons at Pepperdine
- Appeared in 130 games with 87 starts in her collegiate career

| SUPERLATIVES | | 24-25 CAREER | | SUPERLATIVES | | 24-25 CAREER | |
|-----------------|----|--------------|------------------|--------------|----|--------------|--|
| 10+ POINTS | 3 | 39 | 3+ STEALS | 1 | 9 | | |
| 15+ POINTS | -- | 9 | 2+ BLOCKS | 2 | 10 | | |
| 20+ POINTS | -- | 1 | DOUBLE-DOUBLES | -- | 11 | | |
| 30+ POINTS | -- | -- | LED VANDY IN PTS | -- | -- | | |
| MADE 3+ 3-PT FG | 2 | 3 | LED VANDY IN REB | -- | -- | | |
| 10+ REBS | -- | 14 | LED VANDY IN AST | -- | -- | | |
| 3+ ASSISTS | 2 | 32 | LED VANDY IN STL | 2 | 2 | | |
| | | | LED VANDY IN BLK | 3 | 3 | | |

GAME-BY-GAME

| DATE | OPPONENT | GS | MIN | FGM/A | FG% | 3FG/A | 3P% | FTM/A | FG% | OFF | DEF | TOT | AVG | PF | AST | T/O | BLK | STL | PTS | AVG | |
|--------------|-------------------|----|-----------|---------------|--------------|-------------|--------------|-------------|--------------|-------------|-----------|-----------|-----------|------------|-----------|-----------|-----------|----------|-----------|------------|------------|
| 11.4.24 | LIPSCOMB | * | 22:39 | 3-4 | .750 | 0-0 | .000 | 0-0 | .000 | 1 | 5 | 6 | 6.0 | 2 | 3 | 1 | 0 | 1 | 6 | 6.0 | |
| 11.8.24 | AUSTIN PEAY | * | 20:30 | 4-10 | .400 | 0-2 | .000 | 1-1 | 1.000 | 3 | 0 | 3 | 4.5 | 1 | 2 | 0 | 2 | 2 | 9 | 7.5 | |
| 11.14.24 | AT SOUTH FLORIDA | * | 22:54 | 2-7 | .286 | 0-2 | .000 | 0-0 | .000 | 0 | 3 | 3 | 4.0 | 1 | 1 | 1 | 0 | 1 | 4 | 6.3 | |
| 11.17.24 | BUTLER | * | 25:51 | 3-4 | .750 | 3-3 | 1.000 | 0-0 | .000 | 2 | 2 | 4 | 4.0 | 2 | 1 | 2 | 1 | 1 | 9 | 7.0 | |
| 11.20.24 | HAMPTON | * | 15:51 | 3-5 | .600 | 0-2 | .000 | 2-2 | 1.000 | 0 | 1 | 1 | 3.4 | 0 | 1 | 2 | 3 | 1 | 8 | 7.2 | |
| 11.22.24 | SAMFORD | * | 13:59 | 3-5 | .600 | 0-0 | .000 | 2-3 | .667 | 2 | 1 | 3 | 3.3 | 1 | 0 | 0 | 0 | 1 | 8 | 7.3 | |
| 11.26.24 | VS. ARIZONA | | 03:30 | 0-0 | .000 | 0-0 | .000 | 1-2 | .500 | 0 | 0 | 0 | 2.9 | 1 | 0 | 1 | 0 | 0 | 1 | 6.4 | |
| 11.27.24 | VS. MICHIGAN ST. | | 02:41 | 0-0 | .000 | 0-0 | .000 | 0-0 | .000 | 0 | 0 | 0 | 2.5 | 0 | 0 | 1 | 0 | 0 | 0 | 5.6 | |
| 12.4.24 | APPALACHIAN ST. | * | 22:12 | 4-5 | .800 | 2-2 | 1.000 | 2-2 | 1.000 | 2 | 3 | 5 | 2.8 | 1 | 1 | 0 | 1 | 2 | 12 | 6.3 | |
| 12.1.24 | AT MIAMI | * | 09:01 | 1-3 | .333 | 0-2 | .000 | 0-0 | .000 | 1 | 0 | 1 | 2.6 | 2 | 1 | 0 | 0 | 0 | 2 | 5.9 | |
| 12.14.24 | EVANSVILLE | * | 15:30 | 1-5 | .200 | 0-3 | .000 | 0-0 | .000 | 1 | 0 | 1 | 2.5 | 0 | 2 | 0 | 0 | 1 | 2 | 5.5 | |
| 12.19.24 | AT DAYTON | * | 11:38 | 1-2 | .500 | 0-1 | .000 | 1-1 | 1.000 | 1 | 1 | 2 | 2.4 | 0 | 0 | 0 | 0 | 0 | 3 | 5.3 | |
| 12.21.24 | WEST GEORGIA | * | 15:03 | 2-2 | 1.000 | 1-1 | 1.000 | 0-0 | .000 | 1 | 1 | 2 | 2.4 | 1 | 1 | 1 | 0 | 1 | 5 | 5.3 | |
| 12.29.24 | ALABAMA A&M | * | 18:31 | 3-4 | .750 | 0-1 | .000 | 3-3 | 1.000 | 1 | 2 | 3 | 2.4 | 2 | 2 | 1 | 0 | 0 | 9 | 5.6 | |
| 1.2.25 | GEORGIA | * | 26:49 | 3-8 | .375 | 2-4 | .500 | 2-2 | 1.000 | 1 | 3 | 4 | 2.5 | 2 | 4 | 2 | 0 | 0 | 10 | 5.9 | |
| 1.5.25 | KENTUCKY | * | 16:29 | 1-5 | .200 | 1-3 | .333 | 3-4 | .750 | 3 | 1 | 4 | 2.6 | 3 | 0 | 0 | 0 | 0 | 6 | 5.9 | |
| 1.9.25 | AT OLE MISS | * | 10:43 | 1-1 | 1.000 | 0-0 | .000 | 0-0 | .000 | 0 | 0 | 0 | 2.5 | 0 | 0 | 1 | 0 | 1 | 2 | 5.6 | |
| 1.13.25 | AT LSU | * | 17:47 | 1-3 | .333 | 0-0 | .000 | 2-2 | 1.000 | 0 | 1 | 1 | 2.4 | 3 | 2 | 1 | 0 | 3 | 4 | 5.6 | |
| 1.19.25 | TENNESSEE | * | 14:11 | 1-5 | .200 | 0-1 | .000 | 0-0 | .000 | 2 | 4 | 6 | 2.6 | 2 | 1 | 1 | 0 | 1 | 2 | 5.4 | |
| 1.23.25 | ARKANSAS | * | 18:29 | 5-8 | .625 | 3-4 | .750 | 0-0 | .000 | 1 | 1 | 2 | 2.6 | 1 | 0 | 0 | 0 | 2 | 13 | 5.8 | |
| 1.26.25 | AT ALABAMA | * | 16:40 | 2-3 | .667 | 1-1 | 1.000 | 0-2 | .000 | 2 | 0 | 2 | 2.5 | 0 | 0 | 0 | 0 | 0 | 5 | 5.7 | |
| 1.30.25 | AT FLORIDA | * | 08:00 | 0-1 | .000 | 0-1 | .000 | 0-0 | .000 | 1 | 0 | 1 | 2.5 | 1 | 1 | 0 | 0 | 1 | 0 | 5.5 | |
| 2.2.25 | OLE MISS | * | 08:52 | 0-0 | .000 | 0-0 | .000 | 0-0 | .000 | 0 | 1 | 1 | 2.4 | 1 | 1 | 1 | 0 | 0 | 0 | 5.2 | |
| 2.6.25 | AT TEXAS | * | 18:15 | 0-4 | .000 | 0-1 | .000 | 2-4 | .500 | 2 | 1 | 3 | 2.4 | 1 | 0 | 1 | 0 | 0 | 2 | 5.1 | |
| 2.13.25 | MISSISSIPPI STATE | * | 05:57 | 0-1 | .000 | 0-1 | .000 | 0-0 | .000 | 1 | 1 | 2 | 2.4 | 0 | 1 | 0 | 0 | 0 | 0 | 4.9 | |
| 2.16.25 | AT AUBURN | | | | | | | | | | | | | | | | | | | | |
| 2.20.25 | AT OKLAHOMA | | | | | | | | | | | | | | | | | | | | |
| 2.23.25 | SOUTH CAROLINA | | | | | | | | | | | | | | | | | | | | |
| 2.27.25 | TEXAS A&M | | | | | | | | | | | | | | | | | | | | |
| 3.2.25 | AT MISSOURI | | | | | | | | | | | | | | | | | | | | |
| TOTAL | | | 23 | 381:60 | 44-95 | .463 | 13-35 | .371 | 21-28 | .750 | 28 | 32 | 60 | 2.4 | 28 | 25 | 17 | 7 | 19 | 122 | 4.9 |

CAREER STATS

| YEAR | GP | GS | MIN | AVG | FG | FGA | PCT | 3FG | 3FGA | 3PCT | FT | FTA | PCT | OFF | DEF | TOT | AVG | PF | FO | AST | TO | BLK | STL | PTS | AVG |
|---------------|------------|-----------|-------------|-------------|------------|------------|-------------|-----------|------------|-------------|------------|------------|-------------|------------|------------|------------|------------|------------|----------|------------|------------|-----------|------------|------------|------------|
| 2020-21* | 23 | 1 | 335 | 14.6 | 35 | 76 | .461 | 0 | 3 | .000 | 10 | 25 | .400 | 35 | 42 | 77 | 3.3 | 27 | 0 | 12 | 24 | 5 | 19 | 80 | 3.5 |
| 2021-22* | 23 | 4 | 364 | 15.8 | 45 | 100 | .450 | 5 | 24 | .208 | 17 | 23 | .739 | 26 | 51 | 77 | 3.3 | 51 | 4 | 21 | 27 | 10 | 16 | 112 | 4.9 |
| 2022-22* | 29 | 29 | 920 | 31.7 | 95 | 244 | .389 | 18 | 69 | .261 | 61 | 94 | .649 | 79 | 98 | 177 | 6.1 | 76 | 2 | 70 | 65 | 10 | 28 | 269 | 9.3 |
| 2023-24* | 30 | 30 | 930 | 31.0 | 131 | 314 | .417 | 12 | 54 | .222 | 47 | 84 | .560 | 79 | 149 | 228 | 7.6 | 74 | 1 | 84 | 122 | 19 | 39 | 321 | 10.7 |
| 2024-25 | 25 | 23 | 382 | 15.3 | 44 | 95 | .463 | 13 | 35 | .371 | 21 | 28 | .750 | 28 | 32 | 60 | 2.4 | 28 | 0 | 25 | 17 | 7 | 19 | 122 | 4.9 |
| VANDY | 25 | 23 | 382 | 15.3 | 44 | 95 | .463 | 13 | 35 | .371 | 21 | 28 | .750 | 28 | 32 | 60 | 2.4 | 28 | 0 | 25 | 17 | 7 | 19 | 122 | 4.9 |
| CAREER | 130 | 87 | 2931 | 22.5 | 350 | 829 | .422 | 48 | 185 | .259 | 156 | 254 | .614 | 247 | 372 | 619 | 4.8 | 256 | 7 | 212 | 255 | 51 | 121 | 904 | 7.0 |

* at Pepperdine



11 JORDYN OLIVER

@jordynoliver11
@jordynoliver11
@jordynoliver11

G // 5-10 // Gr. // Prosper, Texas (Baylor • Duke)

SEASON HIGHS

Points // 10, vs. Michigan St. (11/27/24)
FG Made // 5, vs. Michigan St. (11/27/24)
FG Attempts // 10, Samford (11/22/24)
3-Pt Made // --
3-Pt Attempt // --
FT Made // 2 (2x), Last: App State (12/1/24)
FT Attempt // 2 (3x), Last: App State (12/1/24)
Rebounds // 10, Georgia (01/02/24)
Assists // 11, Georgia (01/02/24)
Steals // 4 (3x), Last: at Texas (02/06/25)
Blocks // 3 (2x), Last: West Georgia (12/21/24)
Minutes // 38, (5x), Last: Mississippi State (02/13/25)

CAREER HIGHS

Points // 15 (2x), Last: Western Kentucky (11/15/23)
FG Made // 7, Western Kentucky (11/15/23)
FG Attempts // 11, vs. Jackson State (03/21/21)
3-Pt Made // 1 (3x), Last: Northern Iowa (11/25/23)
3-Pt Attempt // 2 (2x), Last: at Kansas (01/15/20)
FT Made // 4, Grambling State (11/08/19)
FT Attempt // 6, Grambling State (11/08/19)
Rebounds // 11 (2x), Last: Northern Iowa (11/25/23)
Assists // 11, Georgia (01/02/24)
Steals // 4 (5x), Last: at Texas (02/06/25)
Blocks // 3 (3x), Last: West Georgia (12/21/24)
Minutes // 38, (5x), Last: Mississippi State (02/13/25)

- Ranks 19th in NCAA in assist-to-turnover ratio at 2.54
- Collected a double-double w/ 11 ast & 10 reb vs. Georgia (Jan. 2)
- First Dore to post a double-double via ast & reb since 1999-00
- One of two players to start every game this season - M. Blakes
- Started in 48 of the 57 games she has played in at Vanderbilt
- Spent two seasons at Baylor ('19-21) then two years at Duke ('21-23)
- ESPN 5-Star Recruit & McDonald's All-American ('19)

| | 24-25 CAREER | | 24-25 CAREER | |
|-----------------|--------------|----|------------------|-------|
| 10+ POINTS | 1 | 11 | 3+ STEALS | 7 13 |
| 15+ POINTS | -- | 2 | 2+ BLOCKS | 2 5 |
| 20+ POINTS | -- | -- | DOUBLE-DOUBLES | -- 3 |
| 30+ POINTS | -- | -- | LED VANDY IN PTS | -- 1 |
| MADE 3+ 3-PT FG | -- | -- | LED VANDY IN REB | 3 7 |
| 10+ REBS | 1 | 4 | LED VANDY IN AST | 11 21 |
| 3+ ASSISTS | 16 | 57 | LED VANDY IN STL | 4 9 |
| | | | LED VANDY IN BLK | 6 11 |

GAME-BY-GAME

| DATE | OPPONENT | GS | MIN | FGM/A | FG% | 3FG/A | 3P% | FTM/A | FG% | OFF | DEF | TOT | AVG | PF | AST | T/O | BLK | STL | PTS | AVG | |
|--------------|-------------------|----|-----------|---------------|--------------|-------------|------------|-------------|--------------|-------------|-----------|-----------|------------|------------|-----------|-----------|-----------|-----------|-----------|-----------|------------|
| 11.4.24 | LIPSCOMB | * | 19:02 | 1-2 | .500 | 0-0 | .000 | 0-0 | .000 | 3 | 1 | 4 | 4.0 | 1 | 2 | 2 | 0 | 0 | 2 | 2.0 | |
| 11.8.24 | AUSTIN PEAY | * | 23:00 | 1-4 | .250 | 0-0 | .000 | 2-2 | 1.000 | 2 | 5 | 7 | 5.5 | 1 | 2 | 1 | 0 | 0 | 4 | 3.0 | |
| 11.14.24 | AT SOUTH FLORIDA | * | 29:24 | 2-7 | .286 | 0-0 | .000 | 0-0 | .000 | 4 | 3 | 7 | 6.0 | 1 | 3 | 1 | 0 | 2 | 4 | 3.3 | |
| 11.17.24 | BUTLER | * | 32:48 | 1-3 | .333 | 0-0 | .000 | 0-0 | .000 | 1 | 2 | 3 | 5.3 | 2 | 6 | 1 | 0 | 2 | 2 | 3.0 | |
| 11.20.24 | HAMPTON | * | 18:18 | 2-4 | .500 | 0-0 | .000 | 0-0 | .000 | 2 | 1 | 3 | 4.8 | 0 | 3 | 1 | 0 | 0 | 4 | 3.2 | |
| 11.22.24 | SAMFORD | * | 24:30 | 3-10 | .300 | 0-0 | .000 | 1-2 | .500 | 3 | 4 | 7 | 5.2 | 1 | 3 | 0 | 0 | 1 | 7 | 3.8 | |
| 11.26.24 | VS. ARIZONA | * | 36:55 | 1-4 | .250 | 0-0 | .000 | 0-0 | .000 | 4 | 4 | 8 | 5.6 | 1 | 0 | 3 | 0 | 2 | 2 | 3.6 | |
| 11.27.24 | VS. MICHIGAN ST. | * | 37:19 | 5-7 | .714 | 0-0 | .000 | 0-0 | .000 | 2 | 4 | 6 | 5.6 | 2 | 4 | 3 | 1 | 3 | 10 | 4.4 | |
| 12.1.24 | APPALACHIAN ST. | * | 19:48 | 3-4 | .750 | 0-0 | .000 | 2-2 | 1.000 | 2 | 1 | 3 | 5.3 | 0 | 4 | 0 | 0 | 0 | 8 | 4.8 | |
| 12.4.24 | AT MIAMI | * | 37:06 | 1-3 | .333 | 0-0 | .000 | 0-0 | .000 | 3 | 6 | 9 | 5.7 | 0 | 4 | 2 | 0 | 0 | 2 | 4.5 | |
| 12.14.24 | EVANSVILLE | * | 24:38 | 3-4 | .750 | 0-0 | .000 | 0-0 | .000 | 2 | 2 | 4 | 5.5 | 2 | 1 | 2 | 0 | 3 | 6 | 4.6 | |
| 12.19.24 | AT DAYTON | * | 38:20 | 2-4 | .500 | 0-0 | .000 | 2-2 | 1.000 | 3 | 2 | 5 | 5.5 | 2 | 7 | 1 | 3 | 1 | 6 | 4.8 | |
| 12.21.24 | WEST GEORGIA | * | 17:45 | 0-0 | .000 | 0-0 | .000 | 0-0 | .000 | 1 | 1 | 2 | 5.2 | 0 | 2 | 2 | 3 | 4 | 0 | 4.4 | |
| 12.29.24 | ALABAMA A&M | * | 31:09 | 2-5 | .400 | 0-0 | .000 | 0-0 | .000 | 1 | 6 | 7 | 5.4 | 2 | 8 | 1 | 0 | 3 | 4 | 4.4 | |
| 1.2.25 | GEORGIA | * | 38:13 | 2-2 | 1.000 | 0-0 | .000 | 0-0 | .000 | 3 | 7 | 10 | 5.7 | 2 | 11 | 1 | 1 | 1 | 4 | 4.3 | |
| 1.5.25 | KENTUCKY | * | 33:16 | 2-3 | .667 | 0-0 | .000 | 1-1 | 1.000 | 3 | 6 | 9 | 5.9 | 2 | 3 | 0 | 0 | 1 | 5 | 4.4 | |
| 1.9.25 | AT OLE MISS | * | 32:40 | 0-2 | .000 | 0-0 | .000 | 0-0 | .000 | 1 | 2 | 3 | 5.7 | 0 | 6 | 2 | 0 | 1 | 0 | 4.1 | |
| 1.13.25 | AT LSU | * | 33:55 | 3-3 | 1.000 | 0-0 | .000 | 0-0 | .000 | 1 | 2 | 3 | 5.6 | 1 | 2 | 1 | 0 | 0 | 6 | 4.2 | |
| 1.19.25 | TENNESSEE | * | 34:01 | 1-4 | .250 | 0-1 | .000 | 0-0 | .000 | 0 | 4 | 4 | 5.5 | 1 | 2 | 2 | 1 | 1 | 2 | 4.1 | |
| 1.23.25 | ARKANSAS | * | 26:01 | 1-3 | .333 | 0-0 | .000 | 0-0 | .000 | 0 | 4 | 4 | 5.4 | 0 | 6 | 2 | 0 | 0 | 2 | 4.0 | |
| 1.26.25 | AT ALABAMA | * | 37:34 | 0-1 | .000 | 0-0 | .000 | 0-0 | .000 | 2 | 1 | 3 | 5.3 | 2 | 2 | 0 | 1 | 4 | 0 | 3.8 | |
| 1.30.25 | AT FLORIDA | * | 29:37 | 2-4 | .500 | 0-0 | .000 | 0-0 | .000 | 2 | 0 | 2 | 5.1 | 2 | 4 | 1 | 0 | 0 | 4 | 3.8 | |
| 2.2.25 | OLE MISS | * | 37:37 | 1-2 | .500 | 0-0 | .000 | 1-2 | .500 | 0 | 1 | 1 | 5.0 | 1 | 3 | 1 | 0 | 3 | 3 | 3.8 | |
| 2.6.25 | AT TEXAS | * | 30:02 | 0-1 | .000 | 0-0 | .000 | 1-2 | .500 | 1 | 1 | 2 | 4.8 | 5 | 4 | 3 | 1 | 4 | 1 | 3.7 | |
| 2.13.25 | MISSISSIPPI STATE | * | 37:42 | 4-9 | .444 | 0-0 | .000 | 0-0 | .000 | 2 | 3 | 5 | 4.8 | 1 | 2 | 4 | 1 | 0 | 8 | 3.8 | |
| 2.16.25 | AT AUBURN | | | | | | | | | | | | | | | | | | | | |
| 2.20.25 | AT OKLAHOMA | | | | | | | | | | | | | | | | | | | | |
| 2.23.25 | SOUTH CAROLINA | | | | | | | | | | | | | | | | | | | | |
| 2.27.25 | TEXAS A&M | | | | | | | | | | | | | | | | | | | | |
| 3.2.25 | AT MISSOURI | | | | | | | | | | | | | | | | | | | | |
| TOTAL | | | 25 | 760:39 | 43-95 | .453 | 0-1 | .000 | 10-13 | .769 | 48 | 73 | 121 | 4.8 | 32 | 94 | 37 | 12 | 36 | 96 | 3.8 |

CAREER STATS

| YEAR | GP | GS | MIN | AVG | FG | FGA | PCT | 3FG | 3FGA | 3PCT | FT | FTA | PCT | OFF | DEF | TOT | AVG | PF | FO | AST | TO | BLK | STL | PTS | AVG |
|---------------|------------|-----------|-------------|-------------|------------|------------|-------------|----------|-----------|-------------|-----------|------------|-------------|------------|------------|------------|------------|------------|----------|------------|------------|-----------|------------|------------|------------|
| 2019-20* | 23 | 0 | 220 | 9.6 | 25 | 62 | .403 | 2 | 9 | .222 | 13 | 31 | .419 | 5 | 33 | 38 | 1.7 | 19 | 0 | 54 | 26 | 9 | 9 | 65 | 2.8 |
| 2020-21* | 25 | 3 | 279 | 11.2 | 42 | 80 | .525 | 0 | 0 | .000 | 16 | 27 | .593 | 25 | 37 | 62 | 2.5 | 19 | 0 | 50 | 19 | 8 | 19 | 100 | 4.0 |
| 2021-22^ | | | | | | | | | | | | | | | | | | | | | | | | | |
| 2022-23^ | 33 | 7 | 571 | 17.3 | 56 | 121 | .463 | 0 | 2 | .000 | 12 | 32 | .375 | 27 | 89 | 116 | 3.5 | 28 | 0 | 63 | 38 | 9 | 31 | 124 | 3.8 |
| 2023-24 | 32 | 23 | 852 | 26.6 | 76 | 131 | .580 | 1 | 2 | .500 | 16 | 26 | .615 | 58 | 100 | 158 | 4.9 | 42 | 0 | 92 | 47 | 9 | 33 | 169 | 5.3 |
| 2024-25 | 25 | 25 | 761 | 30.4 | 43 | 95 | .453 | 0 | 1 | .000 | 10 | 13 | .769 | 48 | 73 | 121 | 4.8 | 32 | 1 | 94 | 37 | 12 | 36 | 96 | 3.8 |
| VANDY | 57 | 48 | 1613 | 28.3 | 119 | 226 | .527 | 1 | 3 | .333 | 26 | 39 | .667 | 106 | 173 | 279 | 4.9 | 74 | 1 | 186 | 84 | 21 | 69 | 265 | 4.6 |
| CAREER | 138 | 58 | 2683 | 19.4 | 242 | 489 | .495 | 3 | 14 | .214 | 67 | 129 | .519 | 163 | 332 | 495 | 3.6 | 140 | 1 | 353 | 167 | 47 | 128 | 554 | 4.0 |

*at Baylor ^at Duke



12 KHAMIL PIERRE

@khamil.Pierre
@KhamilPierre

F // 6-2 // So. // Phoenix, Ariz. (Perry HS)

SEASON HIGHS

Points // 42, Evansville (12/14/24)
 FG Made // 19, Evansville (12/14/24)
 FG Attempts // 28, Evansville (12/14/24)
 3-Pt Made // 1, (3x), Last: at Texas (02/06/25)
 3-Pt Attempt // 2 (2x), Last: at Texas (02/06/25)
 FT Made // 12, Tennessee (01/19/25)
 FT Attempt // 14, Tennessee (01/19/25)
 Rebounds // 18, Evansville (12/14/24)
 Assists // 5 (2x), Last: Kentucky (01/05/25)
 Steals // 8, Evansville (12/14/24)
 Blocks // 1 (7x), Last: Ole Miss (02/02/25)
 Minutes // 44, Mississippi State (02/13/25)

CAREER HIGHS

Points // 42, Evansville (12/14/24)
 FG Made // 19, Evansville (12/14/24)
 FG Attempts // 28, Evansville (12/14/24)
 3-Pt Made // 1 (5x), Last: at Texas (02/06/25)
 3-Pt Attempt // 2 (2x), Last: at Texas (02/06/25)
 FT Made // 12, Tennessee (01/19/25)
 FT Attempt // 14, Tennessee (01/19/25)
 Rebounds // 18, Evansville (12/14/24)
 Assists // 5 (2x), Last: Kentucky (01/05/25)
 Steals // 8, Evansville (12/14/24)
 Blocks // 2 (4x), Last: vs. Florida (03/07/24)
 Minutes // 44, Mississippi State (02/13/25)

- Naismith Trophy Top 30 Midseason Team
- Fourth in NCAA Division I in field goals made (214)
- Collected 13 double-doubles which is the eighth-most in NCAA D1
- Increased her scoring average by 12.4 ppg from fresh. to soph. seasons
- Scored a career-record 42 pts vs. Evansville (Dec. 14) to set a then school single-game record, since passed by M. Blakes' 53 pts at Florida
- USBWA National Players of the Week Team (Dec. 17)
- Two-time SEC Player of the Week (Nov. 26 & Dec. 17)

| SUPERLATIVES | 24-25 CAREER | SUPERLATIVES | 24-25 CAREER |
|--------------|--------------|------------------|--------------|
| 10+ POINTS | 23 | 3+ | 15 |
| 15+ POINTS | 19 | 2+ BLOCKS | -- |
| 20+ POINTS | 15 | DOUBLE-DOUBLES | 13 |
| 30+ POINTS | 1 | LED VANDY IN PTS | 12 |
| 40+ POINTS | 1 | LED VANDY IN REB | 22 |
| 10+ REBS | 14 | LED VANDY IN AST | 4 |
| 3+ ASSISTS | 10 | LED VANDY IN STL | 12 |
| | | LED VANDY IN BLK | 4 |

GAME-BY-GAME

| DATE | OPPONENT | GS | MIN | FGM/A | FG% | 3FG/A | 3P% | FTM/A | FG% | OFF | DEF | TOT | AVG | PF | AST | T/O | BLK | STL | PTS | AVG | |
|--------------|-------------------|----|-----------|---------------|----------------|-------------|-------------|-------------|---------------|-------------|-----------|------------|------------|-------------|-----------|-----------|-----------|----------|-----------|------------|-------------|
| 11.4.24 | LIPSCOMB | * | 23:39 | 12-17 | .706 | 0-0 | .000 | 1-1 | 1.000 | 6 | 8 | 14 | 14.0 | 4 | 1 | 2 | 0 | 5 | 25 | 25.0 | |
| 11.8.24 | AUSTIN PEAY | * | 18:11 | 5-9 | .556 | 0-0 | .000 | 3-5 | .600 | 3 | 7 | 10 | 12.0 | 0 | 0 | 2 | 0 | 0 | 13 | 19.0 | |
| 11.14.24 | AT SOUTH FLORIDA | * | 27:40 | 8-16 | .500 | 0-1 | .000 | 1-2 | .500 | 2 | 8 | 10 | 11.3 | 2 | 0 | 1 | 0 | 1 | 17 | 18.3 | |
| 11.17.24 | BUTLER | * | 23:18 | 9-15 | .600 | 0-1 | .000 | 6-8 | .750 | 2 | 6 | 8 | 10.5 | 2 | 3 | 1 | 0 | 4 | 24 | 19.8 | |
| 11.20.24 | HAMPTON | * | 27:20 | 7-14 | .500 | 0-0 | .000 | 1-1 | 1.000 | 6 | 6 | 12 | 10.8 | 2 | 0 | 1 | 0 | 3 | 15 | 18.8 | |
| 11.22.24 | SAMFORD | * | 23:46 | 10-16 | .625 | 0-0 | .000 | 1-3 | .333 | 4 | 8 | 12 | 11.0 | 2 | 1 | 2 | 0 | 4 | 21 | 19.2 | |
| 11.26.24 | VS. ARIZONA | * | 36:12 | 10-18 | .556 | 0-0 | .000 | 5-9 | .556 | 3 | 12 | 15 | 11.6 | 3 | 3 | 5 | 0 | 7 | 25 | 20.0 | |
| 11.27.24 | VS. MICHIGAN ST. | * | 29:15 | 8-14 | .571 | 0-0 | .000 | 3-5 | .600 | 4 | 2 | 6 | 10.9 | 5 | 4 | 1 | 0 | 4 | 19 | 19.9 | |
| 12.1.24 | APPALACHIAN ST. | | | | | | | | | | | | | | | | | | | | |
| | | | | | | | | | | | | | | | | | | | | | |
| 12.4.24 | AT MIAMI | * | 35:45 | 11-17 | .647 | 0-0 | .000 | 6-8 | .750 | 8 | 5 | 13 | 11.1 | 3 | 0 | 3 | 0 | 4 | 28 | 20.8 | |
| 12.14.24 | EVANSVILLE | * | 32:32 | 19-28 | .679 | 0-0 | .000 | 4-6 | .667 | 9 | 9 | 18 | 11.8 | 4 | 1 | 1 | 1 | 8 | 42 | 22.9 | |
| 12.19.24 | AT DAYTON | * | 29:31 | 7-19 | .368 | 0-0 | .000 | 0-0 | .000 | 5 | 5 | 10 | 11.6 | 2 | 5 | 0 | 0 | 4 | 14 | 22.1 | |
| 12.21.24 | WEST GEORGIA | * | 22:43 | 10-15 | .667 | 0-0 | .000 | 3-4 | .750 | 4 | 6 | 10 | 11.5 | 4 | 3 | 1 | 1 | 3 | 23 | 22.2 | |
| 12.29.24 | ALABAMA A&M | * | 29:22 | 13-19 | .684 | 0-0 | .000 | 3-5 | .600 | 5 | 2 | 7 | 11.2 | 2 | 4 | 1 | 1 | 4 | 29 | 22.7 | |
| 1.2.25 | GEORGIA | * | 29:55 | 11-20 | .550 | 0-2 | .000 | 6-7 | .857 | 1 | 7 | 8 | 10.9 | 4 | 2 | 0 | 1 | 1 | 28 | 23.1 | |
| 1.5.25 | KENTUCKY | * | 37:21 | 8-22 | .364 | 0-1 | .000 | 3-4 | .750 | 5 | 6 | 11 | 10.9 | 4 | 5 | 0 | 0 | 0 | 19 | 22.8 | |
| 1.9.25 | AT OLE MISS | * | 25:36 | 5-12 | .417 | 0-0 | .000 | 1-3 | .333 | 1 | 2 | 3 | 10.4 | 4 | 1 | 0 | 1 | 2 | 11 | 22.1 | |
| 1.13.25 | AT LSU | * | 39:39 | 12-24 | .500 | 0-0 | .000 | 4-6 | .667 | 1 | 7 | 8 | 10.3 | 1 | 2 | 1 | 0 | 1 | 28 | 22.4 | |
| 1.19.25 | TENNESSEE | * | 34:40 | 4-10 | .400 | 1-1 | 1.000 | 12-14 | .857 | 0 | 8 | 8 | 10.2 | 2 | 2 | 2 | 0 | 0 | 21 | 22.3 | |
| 1.23.25 | ARKANSAS | * | 28:51 | 8-12 | .667 | 0-1 | .000 | 4-6 | .667 | 1 | 8 | 9 | 10.1 | 2 | 4 | 2 | 1 | 4 | 20 | 22.2 | |
| 1.26.25 | AT ALABAMA | * | 36:36 | 4-19 | .211 | 0-0 | .000 | 4-5 | .800 | 6 | 8 | 14 | 10.3 | 5 | 3 | 5 | 0 | 5 | 12 | 21.7 | |
| 1.30.25 | AT FLORIDA | * | 22:30 | 1-10 | .100 | 1-1 | 1.000 | 0-2 | .000 | 4 | 7 | 11 | 10.3 | 3 | 2 | 2 | 0 | 3 | 3 | 20.8 | |
| 2.2.25 | OLE MISS | * | 35:10 | 11-18 | .611 | 0-0 | .000 | 2-2 | 1.000 | 2 | 5 | 7 | 10.2 | 1 | 0 | 2 | 1 | 3 | 24 | 21.0 | |
| 2.6.25 | AT TEXAS | * | 36:07 | 10-25 | .400 | 1-2 | .500 | 5-8 | .625 | 5 | 2 | 7 | 10.0 | 4 | 0 | 0 | 0 | 1 | 26 | 21.2 | |
| 2.13.25 | MISSISSIPPI STATE | * | 44:06 | 11-19 | .579 | 1-3 | .333 | 1-4 | .250 | 1 | 11 | 12 | 10.1 | 3 | 3 | 3 | 0 | 2 | 24 | 21.3 | |
| 2.16.25 | AT AUBURN | | | | | | | | | | | | | | | | | | | | |
| 2.20.25 | AT OKLAHOMA | | | | | | | | | | | | | | | | | | | | |
| 2.23.25 | SOUTH CAROLINA | | | | | | | | | | | | | | | | | | | | |
| 2.27.25 | TEXAS A&M | | | | | | | | | | | | | | | | | | | | |
| 3.2.25 | AT MISSOURI | | | | | | | | | | | | | | | | | | | | |
| TOTAL | | | 24 | 729:45 | 214-408 | .525 | 4-13 | .308 | 79-118 | .669 | 88 | 155 | 243 | 10.1 | 68 | 49 | 38 | 7 | 73 | 511 | 21.3 |

CAREER STATS

| YEAR | GP | GS | MIN | AVG | FG | FGA | PCT | 3FG | 3FGA | 3PCT | FT | FTA | PCT | OFF | DEF | TOT | AVG | PF | FO | AST | TO | BLK | STL | PTS | AVG |
|---------------|-----------|-----------|-------------|-------------|------------|------------|-------------|----------|-----------|-------------|------------|------------|-------------|------------|------------|------------|------------|------------|----------|-----------|-----------|-----------|------------|------------|-------------|
| 2023-24 | 33 | 11 | 634 | 19.2 | 112 | 267 | .419 | 2 | 9 | .222 | 68 | 102 | .667 | 63 | 112 | 175 | 5.3 | 86 | 2 | 22 | 55 | 15 | 33 | 294 | 8.9 |
| 2024-25 | 24 | 24 | 730 | 30.4 | 214 | 408 | .525 | 4 | 13 | .308 | 79 | 118 | .669 | 88 | 155 | 243 | 10.1 | 68 | 2 | 49 | 38 | 7 | 73 | 511 | 21.3 |
| CAREER | 57 | 35 | 1364 | 23.9 | 326 | 675 | .483 | 6 | 22 | .273 | 147 | 220 | .668 | 151 | 267 | 418 | 7.3 | 154 | 4 | 71 | 93 | 22 | 106 | 805 | 14.1 |



13 JUSTINE PISSOTT

@justinepissott
@j.usssssyyy
@justinepissott

G/F // 6-4 // Jr. // Toms River, N.J. (Tennessee)

SEASON HIGHS

Points // 7, at Florida (01/30/25)
 FG Made // 2 (3x), Last: at Florida (01/30/25)
 FG Attempts // 5 (2x), Last: Arkansas (01/23/25)
 3-Pt Made // 2, Samford (11/22/24)
 3-Pt Attempt // 4, Arkansas (01/23/25)
 FT Made // 4, at Texas (02/06/25)
 FT Attempt // 4, at Texas (02/06/25)
 Rebounds // 7, Appalachian State (12/1/24)
 Assists // 2, Ole Miss (02/02/25)
 Steals // 1 (3x), Last: West Georgia (12/21/24)
 Blocks // --
 Minutes // 14, Butler (11/17/24)

CAREER HIGHS

Points // 17, Dayton (12/20/23)
 FG Made // 6, Dayton (12/20/23)
 FG Attempts // 13, Radford (12/31/23)
 3-Pt Made // 5, Dayton (12/20/23)
 3-Pt Attempt // 8, Georgia (03/03/24)
 FT Made // 4, at Texas (02/06/25)
 FT Attempt // 4, at Texas (02/06/25)
 Rebounds // 7, Appalachian State (12/1/24)
 Assists // 4 (2x), Last: at UT Martin (11/09/23)
 Steals // 2 (2x), Last: at Missouri (02/29/24)
 Blocks // 3, at UT Martin (11/09/23)
 Minutes // 33 (2x), Last: Georgia (03/03/24)

- Played in 16 games this season
- Pulled down a career-high seven reb. vs. App State (Dec. 1)
- Scored a season-high seven points at Florida (Jan. 30)
- Appeared in 49 games and made 29 starts at Vanderbilt
- Transferred to Vanderbilt after one season at Tennessee
- ESPN 5-Star Recruit & McDonald's All-American ('22)

| SUPERLATIVES | 24-25 CAREER | SUPERLATIVES | 24-25 CAREER |
|-----------------|--------------|------------------|--------------|
| 10+ POINTS | -- 8 | 3+ STEALS | -- -- |
| 15+ POINTS | -- 2 | 2+ BLOCKS | -- 2 |
| 20+ POINTS | -- -- | DOUBLE-DOUBLES | -- -- |
| 30+ POINTS | -- -- | LED VANDY IN PTS | -- -- |
| MADE 3+ 3-PT FG | -- 10 | LED VANDY IN REB | 1 1 |
| 10+ REBS | -- -- | LED VANDY IN AST | -- -- |
| 3+ ASSISTS | -- 3 | LED VANDY IN STL | -- -- |
| | | LED VANDY IN BLK | -- 9 |

GAME-BY-GAME

| DATE | OPPONENT | GS | MIN | FGM/A | FG% | 3FG/A | 3P% | FTM/A | FG% | OFF | DEF | TOT | AVG | PF | AST | T/O | BLK | STL | PTS | AVG | |
|--------------|-------------------|----------|---------------|--------------|-------------|-------------|-------------|------------|-------------|-----------|-----------|-----------|------------|-----------|----------|----------|----------|----------|-----------|------------|--|
| 11.4.24 | LIPSCOMB | | | | | | | | | | | | | | | | | | | | |
| 11.8.24 | AUSTIN PEAY | | | | | | | | | | | | | | | | | | | | |
| 11.14.24 | AT SOUTH FLORIDA | | | | | | | | | | | | | | | | | | | | |
| 11.17.24 | BUTLER | | 14:22 | 1-4 | .250 | 0-2 | .000 | 2-2 | 1.000 | 2 | 4 | 6 | 6.0 | 2 | 0 | 1 | 0 | 0 | 4 | 4.0 | |
| 11.20.24 | HAMPTON | | 09:51 | 1-5 | .200 | 1-3 | .333 | 0-0 | .000 | 1 | 1 | 2 | 4.0 | 2 | 0 | 0 | 0 | 1 | 3 | 3.5 | |
| 11.22.24 | SAMFORD | | 05:59 | 2-2 | 1.000 | 2-2 | 1.000 | 0-0 | .000 | 0 | 0 | 0 | 2.7 | 0 | 0 | 0 | 0 | 0 | 6 | 4.3 | |
| 11.26.24 | VS. ARIZONA | | 04:06 | 1-2 | .500 | 0-1 | .000 | 0-0 | .000 | 0 | 0 | 0 | 2.0 | 0 | 0 | 0 | 0 | 0 | 2 | 3.8 | |
| 11.27.24 | VS. MICHIGAN ST. | | 04:53 | 0-1 | .000 | 0-1 | .000 | 0-0 | .000 | 0 | 1 | 1 | 1.8 | 0 | 1 | 0 | 0 | 1 | 0 | 3.0 | |
| 12.1.24 | APPALACHIAN ST. | | 16:19 | 1-7 | .143 | 1-6 | .167 | 0-0 | .000 | 2 | 5 | 7 | 2.7 | 0 | 1 | 0 | 0 | 0 | 3 | 3.0 | |
| 12.4.24 | AT MIAMI | | | | | | | | | | | | | | | | | | | | |
| 12.14.24 | EVANSVILLE | | 07:29 | 1-3 | .333 | 0-1 | .000 | 0-0 | .000 | 1 | 0 | 1 | 2.4 | 0 | 0 | 0 | 0 | 0 | 2 | 2.9 | |
| 12.19.24 | AT DAYTON | | | | | | | | | | | | | | | | | | | | |
| 12.21.24 | WEST GEORGIA | | 11:13 | 1-2 | .500 | 1-1 | 1.000 | 0-2 | .000 | 1 | 4 | 5 | 2.8 | 1 | 1 | 1 | 0 | 1 | 3 | 2.9 | |
| 12.29.24 | ALABAMA A&M | | 04:01 | 1-1 | 1.000 | 0-0 | .000 | 0-0 | .000 | 0 | 0 | 0 | 2.4 | 0 | 0 | 0 | 0 | 0 | 2 | 2.8 | |
| 1.2.25 | GEORGIA | | | | | | | | | | | | | | | | | | | | |
| 1.5.25 | KENTUCKY | | | | | | | | | | | | | | | | | | | | |
| 1.9.25 | AT OLE MISS | | 04:09 | 0-1 | .000 | 0-1 | .000 | 0-0 | .000 | 0 | 0 | 0 | 2.2 | 0 | 0 | 1 | 0 | 0 | 0 | 2.5 | |
| 1.13.25 | AT LSU | | | | | | | | | | | | | | | | | | | | |
| 1.19.25 | TENNESSEE | | 03:24 | 0-0 | .000 | 0-0 | .000 | 0-0 | .000 | 0 | 0 | 0 | 2.0 | 0 | 0 | 0 | 0 | 0 | 0 | 2.3 | |
| 1.23.25 | ARKANSAS | | 10:55 | 2-5 | .400 | 1-4 | .250 | 0-0 | .000 | 1 | 3 | 4 | 2.2 | 1 | 1 | 0 | 1 | 0 | 5 | 2.5 | |
| 1.26.25 | AT ALABAMA | | | | | | | | | | | | | | | | | | | | |
| 1.30.25 | AT FLORIDA | | 10:33 | 3-4 | .750 | 1-2 | .500 | 0-0 | .000 | 0 | 2 | 2 | 2.2 | 0 | 1 | 1 | 0 | 0 | 7 | 2.8 | |
| 2.2.25 | OLE MISS | | 10:20 | 0-1 | .000 | 0-1 | .000 | 0-0 | .000 | 0 | 1 | 1 | 2.1 | 2 | 2 | 2 | 0 | 0 | 0 | 2.6 | |
| 2.6.25 | AT TEXAS | | 13:25 | 0-1 | .000 | 0-1 | .000 | 4-4 | 1.000 | 3 | 1 | 4 | 2.2 | 4 | 1 | 3 | 0 | 0 | 4 | 2.7 | |
| 2.13.25 | MISSISSIPPI STATE | | 09:28 | 1-2 | .500 | 1-2 | .500 | 0-0 | .000 | 1 | 0 | 1 | 2.1 | 1 | 1 | 0 | 0 | 0 | 3 | 2.8 | |
| 2.16.25 | AT AUBURN | | | | | | | | | | | | | | | | | | | | |
| 2.20.25 | AT OKLAHOMA | | | | | | | | | | | | | | | | | | | | |
| 2.23.25 | SOUTH CAROLINA | | | | | | | | | | | | | | | | | | | | |
| 2.27.25 | TEXAS A&M | | | | | | | | | | | | | | | | | | | | |
| 3.2.25 | AT MISSOURI | | | | | | | | | | | | | | | | | | | | |
| TOTAL | | 0 | 140:27 | 15-41 | .366 | 8-28 | .286 | 6-8 | .750 | 12 | 22 | 34 | 2.1 | 13 | 9 | 9 | 1 | 3 | 44 | 2.8 | |

CAREER STATS

| YEAR | GP | GS | MIN | AVG | FG | FGA | PCT | 3FG | 3FGA | 3PCT | FT | FTA | PCT | OFF | DEF | TOT | AVG | PF | FO | AST | TO | BLK | STL | PTS | AVG |
|---------------|-----------|-----------|-------------|-------------|------------|------------|-------------|-----------|------------|-------------|-----------|-----------|-------------|-----------|-----------|------------|------------|-----------|----------|-----------|-----------|-----------|-----------|------------|------------|
| 2022-23* | 27 | 0 | 189 | 7.0 | 20 | 60 | .333 | 12 | 46 | .261 | 2 | 2 | 1.000 | 6 | 20 | 26 | 1.0 | 20 | 0 | 10 | 12 | 4 | 1 | 54 | 2.0 |
| 2023-24 | 33 | 28 | 698 | 21.2 | 80 | 225 | .356 | 52 | 141 | .369 | 12 | 16 | .750 | 14 | 57 | 71 | 2.2 | 54 | 1 | 25 | 40 | 17 | 10 | 224 | 6.8 |
| 2024-25 | 16 | 0 | 140 | 8.8 | 15 | 41 | .366 | 8 | 28 | .286 | 6 | 8 | .750 | 12 | 22 | 34 | 2.1 | 13 | 0 | 9 | 9 | 1 | 3 | 44 | 2.8 |
| VANDY | 49 | 28 | 839 | 17.1 | 95 | 266 | .357 | 60 | 169 | .355 | 18 | 24 | .750 | 26 | 79 | 105 | 2.1 | 67 | 1 | 34 | 49 | 18 | 13 | 268 | 5.5 |
| CAREER | 76 | 28 | 1028 | 13.5 | 115 | 326 | .353 | 72 | 215 | .335 | 20 | 26 | .769 | 32 | 99 | 131 | 1.7 | 87 | 1 | 44 | 61 | 22 | 14 | 322 | 4.2 |

*at Tennessee



14 AIYANA MITCHELL

@AiyanaMitchell17
@aiyanamitchell12
@aiyanajm22

F // 6-4 // So. // Colorado Springs, Colo. (Fountain-Fort Carson HS)

SEASON HIGHS

Points // 10 (2x), Last: Appalachian St. (12/1/24)
FG Made // 4 (2x), Last: Appalachian St. (12/1/24)
FG Attempts // 10, Appalachian St. (12/1/24)
3-Pt Made // --
3-Pt Attempt // --
FT Made // 5, vs. Arizona (11/26/24)
FT Attempt // 6, vs. Arizona (11/26/24)
Rebounds // 6 (2x), Last: Appalachian St. (12/1/24)
Assists // 2 (2x), Last: Miss. State (02/13/25)
Steals // 3 (2x), Last: Miss. State (02/13/25)
Blocks // 3, at Florida (01/30/25)
Minutes // 20, Appalachian St. (12/1/24)

CAREER HIGHS

Points // 10 (2x), Last: Appalachian St. (12/1/24)
FG Made // 4 (2x), Last: Appalachian St. (12/1/24)
FG Attempts // 10, Appalachian St. (12/1/24)
3-Pt Made // --
3-Pt Attempt // --
FT Made // 5, vs. Arizona (11/26/24)
FT Attempt // 6, vs. Arizona (11/26/24)
Rebounds // 6 (2x), Last: Appalachian St. (12/1/24)
Assists // 2 (2x), Last: Miss. State (02/13/25)
Steals // 3 (2x), Last: Miss. State (02/13/25)
Blocks // 3, at Florida (01/30/25)
Minutes // 20, Appalachian St. (12/1/24)

- Leads the team in blocks with 15
- Scored a career-high 10 points vs. Samford (Nov. 22) & App State (Dec. 1)
- Made her first career start vs. App State on Dec. 1 and matched her career-high in points scored with 10 pts
- Recorded a career-best 6 reb vs. Mich. State (Nov. 27) & App State (Dec. 1)
- Averaging a career-high 3.9 ppg and 3.0 rpg in 25 games in '24-25
- Appeared in all 25 games off the bench

| | SUPERLATIVES | 24-25 CAREER | SUPERLATIVES | 24-25 CAREER |
|-----------------|--------------|--------------|------------------|--------------|
| 10+ POINTS | 2 | 2 | 3+ STEALS | 2 |
| 15+ POINTS | -- | -- | 2+ BLOCKS | 4 |
| 20+ POINTS | -- | -- | DOUBLE-DOUBLES | -- |
| 30+ POINTS | -- | -- | LED VANDY IN PTS | -- |
| MADE 3+ 3-PT FG | -- | -- | LED VANDY IN REB | 1 |
| 10+ REBS | -- | -- | LED VANDY IN AST | -- |
| 3+ ASSISTS | -- | -- | LED VANDY IN STL | 1 |
| | | | LED VANDY IN BLK | 8 |

GAME-BY-GAME

| DATE | OPPONENT | GS | MIN | FGM/A | FG% | 3FG/A | 3P% | FTM/A | FG% | OFF | DEF | TOT | AVG | PF | AST | T/O | BLK | STL | PTS | AVG |
|--------------|-------------------|----------|---------------|--------------|-------------|------------|-------------|--------------|-------------|-----------|-----------|-----------|------------|-----------|----------|-----------|-----------|-----------|-----------|------------|
| 11.4.24 | LIPSCOMB | | 11:58 | 3-4 | .750 | 0-0 | .000 | 2-5 | .400 | 1 | 1 | 2 | 2.0 | 0 | 0 | 0 | 1 | 0 | 8 | 8.0 |
| 11.8.24 | AUSTIN PEAY | | 16:19 | 2-4 | .500 | 0-0 | .000 | 1-2 | .500 | 2 | 2 | 4 | 3.0 | 2 | 0 | 0 | 0 | 0 | 5 | 6.5 |
| 11.14.24 | AT SOUTH FLORIDA | | 12:20 | 1-3 | .333 | 0-0 | .000 | 0-0 | .000 | 3 | 2 | 5 | 3.7 | 1 | 0 | 0 | 0 | 1 | 2 | 5.0 |
| 11.17.24 | BUTLER | | 14:11 | 3-5 | .600 | 0-0 | .000 | 0-1 | .000 | 4 | 1 | 5 | 4.0 | 0 | 1 | 3 | 0 | 0 | 6 | 5.3 |
| 11.20.24 | HAMPTON | | 12:33 | 2-2 | 1.000 | 0-0 | .000 | 0-0 | .000 | 0 | 1 | 1 | 3.4 | 0 | 1 | 0 | 0 | 0 | 4 | 5.0 |
| 11.22.24 | SAMFORD | | 14:45 | 4-8 | .500 | 0-0 | .000 | 2-4 | .500 | 2 | 0 | 2 | 3.2 | 2 | 0 | 1 | 1 | 3 | 10 | 5.8 |
| 11.26.24 | VS. ARIZONA | | 04:01 | 0-0 | .000 | 0-0 | .000 | 5-6 | .833 | 2 | 0 | 2 | 3.0 | 3 | 0 | 1 | 0 | 0 | 5 | 5.7 |
| 11.27.24 | VS. MICHIGAN ST. | | 10:45 | 3-3 | 1.000 | 0-0 | .000 | 0-0 | .000 | 2 | 4 | 6 | 3.4 | 4 | 0 | 2 | 1 | 1 | 6 | 5.8 |
| 12.1.24 | APPALACHIAN ST. * | | 20:01 | 4-10 | .400 | 0-0 | .000 | 2-2 | 1.000 | 4 | 2 | 6 | 3.7 | 2 | 0 | 0 | 0 | 0 | 10 | 6.2 |
| 12.4.24 | AT MIAMI | | 02:11 | 1-1 | 1.000 | 0-0 | .000 | 0-0 | .000 | 0 | 0 | 0 | 3.3 | 2 | 0 | 1 | 0 | 0 | 2 | 5.8 |
| 12.14.24 | EVANSVILLE | | 12:17 | 2-3 | .667 | 0-0 | .000 | 0-0 | .000 | 1 | 3 | 4 | 3.4 | 1 | 0 | 0 | 2 | 2 | 4 | 5.6 |
| 12.19.24 | AT DAYTON | | 12:09 | 1-1 | 1.000 | 0-0 | .000 | 0-0 | .000 | 1 | 2 | 3 | 3.3 | 1 | 0 | 0 | 0 | 1 | 2 | 5.3 |
| 12.21.24 | WEST GEORGIA | | 16:07 | 2-4 | .500 | 0-0 | .000 | 4-4 | 1.000 | 3 | 2 | 5 | 3.5 | 0 | 2 | 0 | 2 | 0 | 8 | 5.5 |
| 12.29.24 | ALABAMA A&M | | 10:24 | 3-4 | .750 | 0-0 | .000 | 0-1 | .000 | 0 | 4 | 4 | 3.5 | 1 | 0 | 2 | 0 | 0 | 6 | 5.6 |
| 1.2.25 | GEORGIA | | 12:02 | 2-3 | .667 | 0-0 | .000 | 0-0 | .000 | 0 | 4 | 4 | 3.5 | 4 | 0 | 0 | 1 | 2 | 4 | 5.5 |
| 1.5.25 | KENTUCKY | | 09:03 | 1-1 | 1.000 | 0-0 | .000 | 2-4 | .500 | 1 | 0 | 1 | 3.4 | 0 | 0 | 0 | 0 | 0 | 4 | 5.4 |
| 1.9.25 | AT OLE MISS | | 12:10 | 1-1 | 1.000 | 0-0 | .000 | 0-0 | .000 | 0 | 3 | 3 | 3.4 | 1 | 1 | 1 | 0 | 0 | 2 | 5.2 |
| 1.13.25 | AT LSU | | 02:55 | 0-0 | .000 | 0-0 | .000 | 0-0 | .000 | 1 | 0 | 1 | 3.2 | 2 | 0 | 0 | 0 | 0 | 0 | 4.9 |
| 1.19.25 | TENNESSEE | | 05:48 | 0-1 | .000 | 0-0 | .000 | 0-0 | .000 | 2 | 0 | 2 | 3.2 | 2 | 0 | 1 | 0 | 0 | 0 | 4.6 |
| 1.23.25 | ARKANSAS | | 12:01 | 1-3 | .333 | 0-0 | .000 | 0-0 | .000 | 2 | 0 | 2 | 3.1 | 1 | 1 | 2 | 1 | 1 | 2 | 4.5 |
| 1.26.25 | AT ALABAMA | | 05:49 | 0-2 | .000 | 0-0 | .000 | 0-0 | .000 | 2 | 1 | 3 | 3.1 | 1 | 0 | 1 | 0 | 0 | 0 | 4.3 |
| 1.30.25 | AT FLORIDA | | 17:30 | 1-1 | 1.000 | 0-0 | .000 | 1-1 | 1.000 | 0 | 2 | 2 | 3.0 | 4 | 1 | 2 | 3 | 0 | 3 | 4.2 |
| 2.2.25 | OLE MISS | | 07:44 | 0-0 | .000 | 0-0 | .000 | 0-0 | .000 | 1 | 1 | 2 | 3.0 | 2 | 0 | 1 | 0 | 0 | 0 | 4.0 |
| 2.6.25 | AT TEXAS | | 09:53 | 2-2 | 1.000 | 0-0 | .000 | 0-0 | .000 | 0 | 3 | 3 | 3.0 | 0 | 0 | 0 | 1 | 0 | 4 | 4.0 |
| 2.13.25 | MISSISSIPPI STATE | | 18:12 | 0-4 | .000 | 0-0 | .000 | 0-0 | .000 | 1 | 3 | 4 | 3.0 | 2 | 2 | 1 | 2 | 3 | 0 | 3.9 |
| 2.16.25 | AT AUBURN | | | | | | | | | | | | | | | | | | | |
| 2.20.25 | AT OKLAHOMA | | | | | | | | | | | | | | | | | | | |
| 2.23.25 | SOUTH CAROLINA | | | | | | | | | | | | | | | | | | | |
| 2.27.25 | TEXAS A&M | | | | | | | | | | | | | | | | | | | |
| 3.2.25 | AT MISSOURI | | | | | | | | | | | | | | | | | | | |
| TOTAL | | 1 | 283:10 | 39-70 | .557 | 0-0 | .000 | 19-30 | .633 | 35 | 41 | 76 | 3.0 | 38 | 9 | 19 | 15 | 14 | 97 | 3.9 |

CAREER STATS

| YEAR | GP | GS | MIN | AVG | FG | FGA | PCT | 3FG | 3FGA | 3PCT | FT | FTA | PCT | OFF | DEF | TOT | AVG | PF | FO | AST | TO | BLK | STL | PTS | AVG |
|---------------|-----------|----------|------------|------------|-----------|-----------|-------------|----------|----------|-------------|-----------|-----------|-------------|-----------|-----------|-----------|------------|-----------|----------|----------|-----------|-----------|-----------|------------|------------|
| 2023-24 | 15 | 0 | 58 | 3.9 | 6 | 11 | .545 | 0 | 0 | .000 | 2 | 4 | .500 | 4 | 7 | 11 | 0.7 | 10 | 0 | 0 | 3 | 4 | 0 | 14 | 0.9 |
| 2024-25 | 25 | 1 | 283 | 11.3 | 39 | 70 | .557 | 0 | 0 | .000 | 19 | 30 | .633 | 35 | 41 | 76 | 3.0 | 38 | 0 | 9 | 19 | 15 | 14 | 97 | 3.9 |
| CAREER | 40 | 1 | 342 | 8.5 | 45 | 81 | .556 | 0 | 0 | .000 | 21 | 34 | .618 | 39 | 48 | 87 | 2.2 | 48 | 0 | 9 | 22 | 19 | 14 | 111 | 2.8 |



23 IYANA MOORE

@iyanamoore_
@yanam23
@imoore_23

G // 5-8 // Sr. // Milwaukee, Wis. (Blackman HS)

SEASON HIGHS

Points // 23, at LSU (01/13/25)
 FG Made // 7 (2x), Last: Arkansas (01/23/25)
 FG Attempts // 20, vs. Michigan State (11/27/24)
 3-Pt Made // 5 (2x), Last: at LSU (01/13/25)
 3-Pt Attempt // 13, Kentucky (01/05/25)
 FT Made // 6, at LSU (01/13/25)
 FT Attempt // 8, at LSU (01/13/25)
 Rebounds // 7, at Florida (01/30/25)
 Assists // 7 (2x), Last: Alabama A&M (12/29/24)
 Steals // 3 (3x), Last: Miss. State (02/13/25)
 Blocks // 2, Georgia (01/02/25)
 Minutes // 40 (2x) Last: Miss. State (02/13/25)

CAREER HIGHS

Points // 37, at Kentucky (01/11/14)
 FG Made // 14, at Kentucky (01/11/14)
 FG Attempts // 21, Alabama State (12/28/21)
 3-Pt Made // 9, Alabama State (12/28/21)
 3-Pt Attempt // 13, Kentucky (01/05/25)
 FT Made // 9, vs. Iowa State (11/24/23)
 FT Attempt // 10, vs. Iowa State (11/24/23)
 Rebounds // 9, at Missouri (02/29/24)
 Assists // 8, at Kentucky (02/17/22)
 Steals // 4 (4x), Last: Fairfield (11/12/23)
 Blocks // 2, Georgia (01/02/25)
 Minutes // 43, Alabama (02/06/22)

- Scored a season-high 23 pts at No. 5/4 LSU (Jan. 13)
- Third on the team in scoring at 13.3 ppg
- Her 1,233 pts ranks 25th in Vanderbilt history
- Became the 42nd Commodore to score 1,000 pts on Dec. 1 vs. App State
- Her career 188 made 3-point FG pts ranks 8th in Vanderbilt history

| SUPERLATIVES | | 24-25 CAREER | | SUPERLATIVES | | 24-25 CAREER | |
|-----------------|----|--------------|------------------|--------------|----|--------------|--|
| 10+ POINTS | 19 | 62 | 3+ STEALS | 3 | 15 | | |
| 15+ POINTS | 10 | 37 | 2+ BLOCKS | 1 | 1 | | |
| 20+ POINTS | 2 | 15 | DOUBLE-DOUBLES | -- | -- | | |
| 30+ POINTS | -- | 2 | LED VANDY IN PTS | 1 | 30 | | |
| MADE 3+ 3-PT FG | 11 | 30 | LED VANDY IN REB | -- | -- | | |
| 10+ REBS | -- | -- | LED VANDY IN AST | 5 | 17 | | |
| 3+ ASSISTS | 10 | 41 | LED VANDY IN STL | 2 | 11 | | |
| | | | LED VANDY IN BLK | 3 | 7 | | |

GAME-BY-GAME

| DATE | OPPONENT | GS | MIN | FGM/A | FG% | 3FG/A | 3P% | FTM/A | FG% | OFF | DEF | TOT | AVG | PF | AST | T/O | BLK | STL | PTS | AVG |
|--------------|-------------------|----|-----------|-----------------------|-------------|---------------|-------------|--------------|-------------|--------------|-----------|-----------|------------|-----------|-----------|-----------|----------|-----------|------------|-------------|
| 11.4.24 | LIPSCOMB | * | 27:18 | 6-12 | .500 | 2-4 | .500 | 1-1 | 1.000 | 3 | 3 | 6 | 6.0 | 1 | 1 | 1 | 0 | 1 | 15 | 15.0 |
| 11.8.24 | AUSTIN PEAY | * | 24:23 | 5-8 | .625 | 1-3 | .333 | 5-6 | .833 | 1 | 2 | 3 | 4.5 | 3 | 3 | 2 | 0 | 0 | 16 | 15.5 |
| 11.14.24 | AT SOUTH FLORIDA | | 12:04 | 1-3 | .333 | 0-2 | .000 | 0-2 | .000 | 0 | 0 | 0 | 3.0 | 2 | 0 | 0 | 0 | 0 | 2 | 11.0 |
| 11.17.24 | BUTLER | | | | | | | | | DNP - INJURY | | | | | | | | | | |
| 11.20.24 | HAMPTON | * | 22:16 | 5-10 | .500 | 2-7 | .286 | 0-0 | .000 | 0 | 3 | 3 | 3.0 | 0 | 1 | 1 | 0 | 0 | 12 | 11.3 |
| 11.22.24 | SAMFORD | * | 34:08 | 4-10 | .400 | 3-7 | .429 | 0-0 | .000 | 1 | 5 | 6 | 3.6 | 3 | 2 | 1 | 0 | 1 | 11 | 11.2 |
| 11.26.24 | VS. ARIZONA | * | 37:20 | 1-9 | .111 | 1-2 | .500 | 0-0 | .000 | 0 | 0 | 0 | 3.0 | 3 | 4 | 7 | 0 | 3 | 3 | 9.8 |
| 11.27.24 | VS. MICHIGAN ST. | * | 40:00 | 5-20 | .250 | 2-7 | .286 | 5-7 | .714 | 0 | 4 | 4 | 3.1 | 4 | 3 | 8 | 0 | 0 | 17 | 10.9 |
| 12.1.24 | APPALACHIAN ST. | * | 25:43 | 4-11 | .364 | 3-9 | .333 | 2-2 | 1.000 | 0 | 2 | 2 | 3.0 | 1 | 2 | 1 | 0 | 0 | 13 | 11.1 |
| 12.4.24 | AT MIAMI | * | 35:21 | 4-11 | .364 | 3-6 | .500 | 2-2 | 1.000 | 1 | 2 | 3 | 3.0 | 2 | 7 | 5 | 1 | 2 | 13 | 11.3 |
| 12.14.24 | EVANSVILLE | * | 20:25 | 3-10 | .300 | 1-7 | .143 | 3-4 | .750 | 0 | 1 | 1 | 2.8 | 4 | 3 | 0 | 1 | 0 | 10 | 11.2 |
| 12.19.24 | AT DAYTON | * | 38:36 | 5-16 | .313 | 4-9 | .444 | 0-0 | .000 | 0 | 3 | 3 | 2.8 | 2 | 4 | 3 | 0 | 1 | 14 | 11.5 |
| 12.21.24 | WEST GEORGIA | * | 21:29 | 5-16 | .313 | 3-9 | .333 | 3-4 | .750 | 1 | 1 | 2 | 2.8 | 0 | 0 | 2 | 0 | 1 | 16 | 11.8 |
| 12.29.24 | ALABAMA A&M | * | 33:44 | 7-17 | .412 | 2-7 | .286 | 0-0 | .000 | 2 | 2 | 4 | 2.8 | 1 | 7 | 2 | 0 | 1 | 16 | 12.2 |
| 1.2.25 | GEORGIA | * | 35:22 | 5-10 | .500 | 3-6 | .500 | 3-3 | 1.000 | 2 | 1 | 3 | 2.9 | 3 | 4 | 2 | 2 | 0 | 16 | 12.4 |
| 1.5.25 | KENTUCKY | * | 36:27 | 5-16 | .313 | 5-13 | .385 | 2-2 | 1.000 | 1 | 1 | 2 | 2.8 | 4 | 2 | 2 | 0 | 1 | 17 | 12.7 |
| 1.9.25 | AT OLE MISS | * | 37:52 | 5-13 | .385 | 2-7 | .286 | 2-2 | 1.000 | 0 | 4 | 4 | 2.9 | 0 | 2 | 3 | 0 | 2 | 14 | 12.8 |
| 1.13.25 | AT LSU | * | 38:32 | 6-10 | .600 | 5-8 | .625 | 6-8 | .750 | 1 | 1 | 2 | 2.8 | 3 | 0 | 2 | 0 | 3 | 23 | 13.4 |
| 1.19.25 | TENNESSEE | * | 37:57 | 7-16 | .438 | 3-8 | .375 | 0-0 | .000 | 2 | 4 | 6 | 3.0 | 1 | 2 | 2 | 1 | 0 | 17 | 13.6 |
| 1.23.25 | ARKANSAS | * | 28:05 | 7-12 | .583 | 2-4 | .500 | 2-2 | 1.000 | 0 | 2 | 2 | 2.9 | 0 | 0 | 3 | 0 | 2 | 18 | 13.8 |
| 1.26.25 | AT ALABAMA | * | 38:53 | 3-12 | .250 | 0-5 | .000 | 2-2 | 1.000 | 0 | 0 | 0 | 2.8 | 2 | 2 | 2 | 0 | 1 | 8 | 13.6 |
| 1.30.25 | AT FLORIDA | * | 32:05 | 8-16 | .500 | 3-7 | .429 | 3-4 | .750 | 3 | 4 | 7 | 3.0 | 5 | 6 | 5 | 0 | 1 | 22 | 14.0 |
| 2.2.25 | OLE MISS | * | 39:06 | 3-13 | .231 | 1-4 | .250 | 3-3 | 1.000 | 2 | 2 | 4 | 3.0 | 2 | 1 | 3 | 0 | 1 | 10 | 13.8 |
| 2.6.25 | AT TEXAS | * | 33:21 | 2-8 | .250 | 1-4 | .250 | 2-2 | 1.000 | 1 | 2 | 3 | 3.0 | 5 | 1 | 4 | 0 | 1 | 7 | 13.5 |
| 2.13.25 | MISSISSIPPI STATE | * | 40:21 | 3-12 | .250 | 0-6 | .000 | 4-4 | 1.000 | 0 | 0 | 0 | 2.9 | 4 | 5 | 1 | 0 | 3 | 10 | 13.3 |
| 2.16.25 | AT AUBURN | | | | | | | | | | | | | | | | | | | |
| 2.20.25 | AT OKLAHOMA | | | | | | | | | | | | | | | | | | | |
| 2.23.25 | SOUTH CAROLINA | | | | | | | | | | | | | | | | | | | |
| 2.27.25 | TEXAS A&M | | | | | | | | | | | | | | | | | | | |
| 3.2.25 | AT MISSOURI | | | | | | | | | | | | | | | | | | | |
| TOTAL | | | 23 | 770:48:109-291 | .375 | 52-151 | .344 | 50-60 | .833 | 21 | 49 | 70 | 2.9 | 55 | 62 | 62 | 5 | 25 | 320 | 13.3 |

CAREER STATS

| YEAR | GP | GS | MIN | AVG | FG | FGA | PCT | 3FG | 3FGA | 3PCT | FT | FTA | PCT | OFF | DEF | TOT | AVG | PF | FO | AST | TO | BLK | STL | PTS | AVG |
|--------------|-----------------------------|-----------|-------------|-------------|------------|-------------|-------------|------------|------------|-------------|------------|------------|-------------|-----------|------------|------------|------------|------------|----------|------------|------------|-----------|------------|-------------|-------------|
| 2021-22 | 35 | 17 | 1136 | 32.5 | 148 | 396 | .374 | 79 | 207 | .382 | 69 | 86 | .802 | 32 | 71 | 103 | 2.9 | 67 | 1 | 89 | 99 | 6 | 55 | 444 | 12.7 |
| 2022-23 | MISSED SEASON DUE TO INJURY | | | | | | | | | | | | | | | | | | | | | | | | |
| 2023-24 | 33 | 33 | 1089 | 33.0 | 151 | 399 | .378 | 57 | 171 | .333 | 110 | 133 | .827 | 32 | 83 | 115 | 3.5 | 81 | 0 | 91 | 83 | 3 | 45 | 469 | 14.2 |
| 2024-25 | 24 | 23 | 771 | 32.1 | 109 | 291 | .375 | 52 | 151 | .344 | 50 | 60 | .833 | 21 | 49 | 70 | 2.9 | 55 | 2 | 62 | 62 | 5 | 25 | 320 | 13.3 |
| TOTAL | 92 | 73 | 2996 | 32.6 | 408 | 1086 | .376 | 188 | 529 | .355 | 229 | 279 | .821 | 85 | 203 | 288 | 3.1 | 203 | 3 | 242 | 244 | 14 | 125 | 1233 | 13.4 |



24 AGA MAKURAT

@a.makurat24

G // 6-3 // So. // Sierakowice, Poland (Sopocka Akademia Tenisowa)

SEASON HIGHS

Points // 10, App State (12/1/24)
 FG Made // 4, App State (12/1/24)
 FG Attempts // 8 (2x), Last: App State (12/1/24)
 3-Pt Made // 2 (3x), Last: Alabama A&M (12/29/24)
 3-Pt Attempt // 6, at South Florida (11/14/24)
 FT Made // 1, App State (12/1/24)
 FT Attempt // 1, App State (12/1/24)
 Rebounds // 5 (2x), Last: West Georgia (12/21/24)
 Assists // 3, App State (12/1/24)
 Steals // 1 (3x), Last: Alabama A&M (12/29/24)
 Blocks // 2 (2x), Last: Hampton (11/20/24)
 Minutes // 20, App State (12/1/24)

CAREER HIGHS

Points // 18 (2x), Last: at South Carolina (01/28/24)
 FG Made // 6, at South Carolina (01/28/24)
 FG Attempts // 9 (3x), Last: at South Carolina (01/28/24)
 3-Pt Made // 5, Western Kentucky (11/15/23)
 3-Pt Attempt // 7 (2x), Last: at South Carolina (01/28/24)
 FT Made // 3, Western Kentucky (11/15/23)
 FT Attempt // 4, Western Kentucky (11/15/23)
 Rebounds // 7, at South Carolina (01/28/24)
 Assists // 3 (3x), Last: App State (12/1/24)
 Steals // 2, Kennesaw State (11/06/23)
 Blocks // 3, Florida (01/07/24)
 Minutes // 24, at South Carolina (01/28/24)

- Scored a season-high 10 pts vs. App State (Dec. 1)
- Played in 11 games off the bench this season
- Appeared in 44 games and made three starts at Vanderbilt
- Shot 32.2% from behind the arc in '23-24
- Led the Commodores in scoring twice in '23-24

| | 24-25 CAREER | | 24-25 CAREER | |
|-----------------|--------------|----|------------------|----|
| 10+ POINTS | 1 | 4 | 3+ STEALS | -- |
| 15+ POINTS | -- | 2 | 2+ BLOCKS | 2 |
| 20+ POINTS | -- | -- | DOUBLE-DOUBLES | -- |
| 30+ POINTS | -- | -- | LED VANDY IN PTS | 2 |
| MADE 3+ 3-PT FG | -- | 3 | LED VANDY IN REB | 1 |
| 10+ REBS | -- | -- | LED VANDY IN AST | -- |
| 3+ ASSISTS | 1 | 3 | LED VANDY IN STL | -- |
| | | | LED VANDY IN BLK | 7 |

GAME-BY-GAME

| DATE | OPPONENT | GS | MIN | FGM/A | FG% | 3FG/A | 3P% | FTM/A | FG% | OFF | DEF | TOT | AVG | PF | AST | T/O | BLK | STL | PTS | AVG |
|--------------|-------------------|----------|---------------|--------------|-------------|-------------|-------------|------------|--------------|----------|-----------|-----------|------------|----------|-----------|----------|----------|----------|-----------|------------|
| 11.4.24 | LIPSCOMB | | 18:13 | 1-8 | .125 | 1-5 | .200 | 0-0 | .000 | 1 | 3 | 4 | 4.0 | 1 | 0 | 1 | 0 | 0 | 3 | 3.0 |
| 11.8.24 | AUSTIN PEAY | | 17:21 | 2-5 | .400 | 2-5 | .400 | 0-0 | .000 | 0 | 4 | 4 | 4.0 | 1 | 2 | 1 | 2 | 0 | 6 | 4.5 |
| 11.14.24 | AT SOUTH FLORIDA | | 14:16 | 1-7 | .143 | 0-6 | .000 | 0-0 | .000 | 1 | 1 | 2 | 3.3 | 0 | 0 | 0 | 0 | 0 | 2 | 3.7 |
| 11.17.24 | BUTLER | | 07:12 | 1-2 | .500 | 1-1 | 1.000 | 0-0 | .000 | 0 | 0 | 0 | 2.5 | 1 | 1 | 1 | 0 | 1 | 3 | 3.5 |
| 11.20.24 | HAMPTON | | 16:30 | 2-5 | .400 | 2-5 | .400 | 0-0 | .000 | 1 | 4 | 5 | 3.0 | 0 | 1 | 0 | 2 | 0 | 6 | 4.0 |
| 11.22.24 | SAMFORD | | 04:02 | 0-2 | .000 | 0-1 | .000 | 0-0 | .000 | 0 | 1 | 1 | 2.7 | 0 | 0 | 1 | 0 | 0 | 0 | 3.3 |
| 11.26.24 | VS. ARIZONA | | | | | | | | | | | | | | | | | | | |
| 11.27.24 | VS. MICHIGAN ST. | | | | | | | | | | | | | | | | | | | |
| 12.1.24 | APPALACHIAN ST. | | 19:47 | 4-8 | .500 | 1-4 | .250 | 1-1 | 1.000 | 1 | 3 | 4 | 2.9 | 0 | 3 | 1 | 0 | 1 | 10 | 4.3 |
| 12.4.24 | AT MIAMI | | | | | | | | | | | | | | | | | | | |
| 12.14.24 | EVANSVILLE | | 07:45 | 0-3 | .000 | 0-3 | .000 | 0-0 | .000 | 0 | 2 | 2 | 2.8 | 0 | 0 | 1 | 0 | 0 | 0 | 3.8 |
| 12.19.24 | AT DAYTON | | | | | | | | | | | | | | | | | | | |
| 12.21.24 | WEST GEORGIA | | 16:42 | 0-4 | .000 | 0-4 | .000 | 0-0 | .000 | 3 | 2 | 5 | 3.0 | 0 | 2 | 1 | 1 | 0 | 0 | 3.3 |
| 12.29.24 | ALABAMA A&M | | 07:14 | 3-4 | .750 | 2-3 | .667 | 0-0 | .000 | 0 | 0 | 0 | 2.7 | 0 | 0 | 0 | 0 | 1 | 8 | 3.8 |
| 1.2.25 | GEORGIA | | | | | | | | | | | | | | | | | | | |
| 1.5.25 | KENTUCKY | | | | | | | | | | | | | | | | | | | |
| 1.9.25 | AT OLE MISS | | | | | | | | | | | | | | | | | | | |
| 1.13.25 | AT LSU | | | | | | | | | | | | | | | | | | | |
| 1.19.25 | TENNESSEE | | | | | | | | | | | | | | | | | | | |
| 1.23.25 | ARKANSAS | | 02:55 | 0-1 | .000 | 0-1 | .000 | 0-0 | .000 | 0 | 0 | 0 | 2.5 | 0 | 1 | 0 | 0 | 0 | 0 | 3.5 |
| 1.26.25 | AT ALABAMA | | | | | | | | | | | | | | | | | | | |
| 1.30.25 | AT FLORIDA | | | | | | | | | | | | | | | | | | | |
| 2.2.25 | OLE MISS | | | | | | | | | | | | | | | | | | | |
| 2.6.25 | AT TEXAS | | | | | | | | | | | | | | | | | | | |
| 2.13.25 | MISSISSIPPI STATE | | | | | | | | | | | | | | | | | | | |
| 2.16.25 | AT AUBURN | | | | | | | | | | | | | | | | | | | |
| 2.20.25 | AT OKLAHOMA | | | | | | | | | | | | | | | | | | | |
| 2.23.25 | SOUTH CAROLINA | | | | | | | | | | | | | | | | | | | |
| 2.27.25 | TEXAS A&M | | | | | | | | | | | | | | | | | | | |
| 3.2.25 | AT MISSOURI | | | | | | | | | | | | | | | | | | | |
| TOTAL | | 0 | 131:58 | 14-49 | .286 | 9-38 | .237 | 1-1 | 1.000 | 7 | 20 | 27 | 2.5 | 3 | 10 | 7 | 5 | 3 | 38 | 3.5 |

CAREER STATS

| YEAR | GP | GS | MIN | AVG | FG | FGA | PCT | 3FG | 3FGA | 3PCT | FT | FTA | PCT | OFF | DEF | TOT | AVG | PF | FO | AST | TO | BLK | STL | PTS | AVG |
|---------------|-----------|----------|------------|-------------|-----------|------------|-------------|-----------|------------|-------------|-----------|-----------|-------------|-----------|-----------|-----------|------------|-----------|----------|-----------|-----------|-----------|-----------|------------|------------|
| 2023-24 | 33 | 3 | 469 | 14.2 | 44 | 129 | .341 | 29 | 90 | .322 | 11 | 14 | .786 | 12 | 37 | 49 | 1.5 | 29 | 0 | 19 | 32 | 13 | 10 | 128 | 3.9 |
| 2024-25 | 11 | 0 | 132 | 12.0 | 14 | 49 | .286 | 9 | 38 | .237 | 1 | 1 | 1.000 | 7 | 20 | 27 | 2.5 | 3 | 0 | 10 | 7 | 5 | 3 | 38 | 3.5 |
| CAREER | 44 | 3 | 601 | 13.7 | 58 | 178 | .326 | 38 | 128 | .297 | 12 | 15 | .800 | 19 | 57 | 76 | 1.7 | 32 | 0 | 29 | 39 | 18 | 13 | 166 | 3.8 |



30 TRINITY WILSON

@trinityy.wilsonn
@trinitywilson_bts
@TrinityWilson30

F // 6-3 // Fr. // Lakeville, Minn. (Lakeville North HS)

SEASON HIGHS

Points // 6, West Georgia (12/21/24)
FG Made // 3, West Georgia (12/21/24)
FG Attempts // 5, West Georgia (12/21/24)
3-Pt Made // --
3-Pt Attempt // --
FT Made // 1, App State (12/1/24)
FT Attempt // 2, Austin Peay (11/8/24)
Rebounds // 5 (2x), Last: Austin Peay (11/8/24)
Assists // 1 (5x), Last: Alabama A&M (12/29/24)
Steals // --
Blocks // 1 (2x), Last: West Georgia (12/21/24)
Minutes // 11, Lipscomb (11/4/24)

CAREER HIGHS

Points // 6, West Georgia (12/21/24)
FG Made // 3, West Georgia (12/21/24)
FG Attempts // 5, West Georgia (12/21/24)
3-Pt Made // --
3-Pt Attempt // --
FT Made // 1, App State (12/1/24)
FT Attempt // 2, Austin Peay (11/8/24)
Rebounds // 5 (2x), Last: Austin Peay (11/8/24)
Assists // 1 (5x), Last: Alabama A&M (12/29/24)
Steals // --
Blocks // 1 (2x), Last: West Georgia (12/21/24)
Minutes // 11, Lipscomb (11/4/24)

- Played in 10 games this season
- Pulled down 5 reb and scored 2 pts in her debut vs. Lipscomb (11/4/24)
- Scored a career-high 6 points vs. West Georgia on 12.21
- Ranked the fifth-best player in Minnesota according to PrepGirlsHoops.com
- Collected over 1,000 pts and 1,000 reb during her prep career
- All-state honorable mention ('23)

| SUPERLATIVES | 24-25 CAREER | SUPERLATIVES | 24-25 CAREER |
|-----------------|--------------|------------------|--------------|
| 10+ POINTS | -- -- | 3+ STEALS | -- -- |
| 15+ POINTS | -- -- | 2+ BLOCKS | -- -- |
| 20+ POINTS | -- -- | DOUBLE-DOUBLES | -- -- |
| 30+ POINTS | -- -- | LED VANDY IN PTS | -- -- |
| MADE 3+ 3-PT FG | -- -- | LED VANDY IN REB | -- -- |
| 10+ REBS | -- -- | LED VANDY IN AST | -- -- |
| 3+ ASSISTS | -- -- | LED VANDY IN STL | -- -- |
| | | LED VANDY IN BLK | -- -- |

GAME-BY-GAME

| DATE | OPPONENT | GS | MIN | FGM/A | FG% | 3FG/A | 3P% | FTM/A | FG% | OFF | DEF | TOT | AVG | PF | AST | T/O | BLK | STL | PTS | AVG |
|--------------|-------------------|----------|--------------|-------------|-------------|------------|-------------|------------|-------------|----------|----------|-----------|------------|----------|----------|----------|----------|----------|-----------|------------|
| 11.4.24 | LIPSCOMB | | 10:31 | 1-4 | .250 | 0-0 | .000 | 0-0 | .000 | 2 | 3 | 5 | 5.0 | 1 | 1 | 1 | 0 | 0 | 2 | 2.0 |
| 11.8.24 | AUSTIN PEAY | | 05:09 | 2-4 | .500 | 0-0 | .000 | 0-2 | .000 | 2 | 3 | 5 | 5.0 | 1 | 0 | 0 | 0 | 0 | 4 | 3.0 |
| 11.14.24 | AT SOUTH FLORIDA | | | | | | | | | | | | | | | | | | | |
| 11.17.24 | BUTLER | | 02:31 | 0-0 | .000 | 0-0 | .000 | 0-0 | .000 | 0 | 0 | 0 | 3.3 | 0 | 0 | 0 | 0 | 0 | 0 | 2.0 |
| 11.20.24 | HAMPTON | | 03:57 | 0-1 | .000 | 0-0 | .000 | 0-0 | .000 | 0 | 0 | 0 | 2.5 | 0 | 1 | 0 | 1 | 0 | 0 | 1.5 |
| 11.22.24 | SAMFORD | | | | | | | | | | | | | | | | | | | |
| 11.26.24 | VS. ARIZONA | | | | | | | | | | | | | | | | | | | |
| 11.27.24 | VS. MICHIGAN ST. | | | | | | | | | | | | | | | | | | | |
| 12.1.24 | APPALACHIAN ST. | | 08:30 | 1-4 | .250 | 0-0 | .000 | 1-1 | 1.000 | 0 | 0 | 0 | 2.0 | 0 | 1 | 0 | 0 | 0 | 3 | 1.8 |
| 12.4.24 | AT MIAMI | | | | | | | | | | | | | | | | | | | |
| 12.14.24 | EVANSVILLE | | 02:48 | 1-3 | .333 | 0-0 | .000 | 0-0 | .000 | 1 | 1 | 2 | 2.0 | 0 | 0 | 0 | 0 | 0 | 2 | 1.8 |
| 12.19.24 | AT DAYTON | | | | | | | | | | | | | | | | | | | |
| 12.21.24 | WEST GEORGIA | | 06:43 | 3-5 | .600 | 0-0 | .000 | 0-0 | .000 | 0 | 2 | 2 | 2.0 | 0 | 1 | 1 | 1 | 0 | 6 | 2.4 |
| 12.29.24 | ALABAMA A&M | | 01:51 | 0-0 | .000 | 0-0 | .000 | 0-0 | .000 | 0 | 0 | 0 | 1.8 | 0 | 1 | 0 | 0 | 0 | 0 | 2.1 |
| 1.2.25 | GEORGIA | | | | | | | | | | | | | | | | | | | |
| 1.5.25 | KENTUCKY | | | | | | | | | | | | | | | | | | | |
| 1.9.25 | AT OLE MISS | | 02:40 | 0-0 | .000 | 0-0 | .000 | 0-0 | .000 | 0 | 0 | 0 | 1.6 | 1 | 0 | 1 | 0 | 0 | 0 | 1.9 |
| 1.13.25 | AT LSU | | | | | | | | | | | | | | | | | | | |
| 1.19.25 | TENNESSEE | | | | | | | | | | | | | | | | | | | |
| 1.23.25 | ARKANSAS | | 02:55 | 0-0 | .000 | 0-0 | .000 | 0-0 | .000 | 0 | 0 | 0 | 1.4 | 1 | 0 | 0 | 0 | 0 | 0 | 1.7 |
| 1.26.25 | AT ALABAMA | | | | | | | | | | | | | | | | | | | |
| 1.30.25 | AT FLORIDA | | | | | | | | | | | | | | | | | | | |
| 2.2.25 | OLE MISS | | | | | | | | | | | | | | | | | | | |
| 2.6.25 | AT TEXAS | | | | | | | | | | | | | | | | | | | |
| 2.13.25 | MISSISSIPPI STATE | | | | | | | | | | | | | | | | | | | |
| 2.16.25 | AT AUBURN | | | | | | | | | | | | | | | | | | | |
| 2.20.25 | AT OKLAHOMA | | | | | | | | | | | | | | | | | | | |
| 2.23.25 | SOUTH CAROLINA | | | | | | | | | | | | | | | | | | | |
| 2.27.25 | TEXAS A&M | | | | | | | | | | | | | | | | | | | |
| 3.2.25 | AT MISSOURI | | | | | | | | | | | | | | | | | | | |
| TOTAL | | 0 | 47:35 | 8-21 | .381 | 0-0 | .000 | 1-3 | .333 | 5 | 9 | 14 | 1.4 | 4 | 5 | 3 | 2 | 0 | 17 | 1.7 |

CAREER STATS

| YEAR | GP | GS | MIN | AVG | FG | FGA | PCT | 3FG | 3FGA | 3PCT | FT | FTA | PCT | OFF | DEF | TOT | AVG | PF | FO | AST | TO | BLK | STL | PTS | AVG |
|---------------|-----------|----------|-----------|------------|----------|-----------|-------------|----------|----------|-------------|----------|----------|-------------|----------|----------|-----------|------------|----------|----------|----------|----------|----------|----------|-----------|------------|
| 2024-25 | 10 | 0 | 48 | 4.8 | 8 | 21 | .381 | 0 | 0 | .000 | 1 | 3 | .333 | 5 | 9 | 14 | 1.4 | 4 | 0 | 5 | 3 | 2 | 0 | 17 | 1.7 |
| CAREER | 10 | 0 | 48 | 4.8 | 8 | 21 | .381 | 0 | 0 | .000 | 1 | 3 | .333 | 5 | 9 | 14 | 1.4 | 4 | 0 | 5 | 3 | 2 | 0 | 17 | 1.7 |



35 SACHA WASHINGTON

@sacha_washington

@sacha_washington

@sachaw33

F // 6-2 // Sr. // Lawrenceville, Ga. (Collins Hill HS)

SEASON HIGHS

Points // --
 FG Made // --
 FG Attempts // --
 3-Pt Made // --
 3-Pt Attempt // --
 FT Made // --
 FT Attempt // --
 Rebounds // --
 Assists // --
 Steals // --
 Blocks // --
 Minutes // --

CAREER HIGHS

Points // 33, Louisiana Tech (12/03/23)
 FG Made // 15, Louisiana Tech (12/03/23)
 FG Attempts // 20, Louisiana Tech (12/03/23)
 3-Pt Made // --
 3-Pt Attempt // 1, Lipscomb (12/18/22)
 FT Made // 10, Fairfield (11/12/23)
 FT Attempt // 16, Fairfield (11/12/23)
 Rebounds // 17, Fairfield (11/12/23)
 Assists // 7, Fairfield (11/12/23)
 Steals // 8, Louisiana Tech (12/03/23)
 Blocks // 6, Dayton (12/20/23)
 Minutes // 40, vs. Florida (03/07/24)

- Utilizing Medical Redshirt in '24-25
- Preseason Cheryl Miller Award Watch List ('25)
- Appeared in 99 games and made 72 starts in three seasons at Vanderbilt
- Averaged a career-best 12.1 ppg as a junior
- Led the team with 8 double-doubles in '23-24
- Led Vandy with 7.9 rpg in '23-24
- All-SEC freshman team ('22)

| SUPERLATIVES | 24-25 CAREER | SUPERLATIVES | 24-25 CAREER |
|-----------------|--------------|------------------|--------------|
| 10+ POINTS | -- 48 | 3+ STEALS | -- 9 |
| 15+ POINTS | -- 20 | 2+ BLOCKS | -- 28 |
| 20+ POINTS | -- 6 | DOUBLE-DOUBLES | -- 22 |
| 30+ POINTS | -- 1 | LED VANDY IN PTS | -- 13 |
| MADE 3+ 3-PT FG | -- -- | LED VANDY IN REB | -- 53 |
| 10+ REBS | -- 24 | LED VANDY IN AST | -- 5 |
| 3+ ASSISTS | -- 8 | LED VANDY IN STL | -- 5 |
| | | LED VANDY IN BLK | -- 54 |

GAME-BY-GAME

| DATE | OPPONENT | GS | MIN | FGM/A | FG% | 3FG/A | 3P% | FTM/A | FG% | OFF | DEF | TOT | AVG | PF | AST | T/O | BLK | STL | PTS | AVG | |
|--------------|-------------------|----------|--------------|------------|-------------|------------|-------------|------------|-------------|----------|----------|----------|------------|----------|----------|----------|----------|----------|----------|----------|------------|
| 11.4.24 | LIPSCOMB | | | | | | | | | | | | | | | | | | | | |
| 11.8.24 | AUSTIN PEAY | | | | | | | | | | | | | | | | | | | | |
| 11.14.24 | AT SOUTH FLORIDA | | | | | | | | | | | | | | | | | | | | |
| 11.17.24 | BUTLER | | | | | | | | | | | | | | | | | | | | |
| 11.20.24 | HAMPTON | | | | | | | | | | | | | | | | | | | | |
| 11.22.24 | SAMFORD | | | | | | | | | | | | | | | | | | | | |
| 11.26.24 | VS. ARIZONA | | | | | | | | | | | | | | | | | | | | |
| 11.27.24 | VS. MICHIGAN ST. | | | | | | | | | | | | | | | | | | | | |
| 12.1.24 | APPALACHIAN ST. | | | | | | | | | | | | | | | | | | | | |
| 12.4.24 | AT MIAMI | | | | | | | | | | | | | | | | | | | | |
| 12.14.24 | EVANSVILLE | | | | | | | | | | | | | | | | | | | | |
| 12.19.24 | AT DAYTON | | | | | | | | | | | | | | | | | | | | |
| 12.21.24 | WEST GEORGIA | | | | | | | | | | | | | | | | | | | | |
| 12.29.24 | ALABAMA A&M | | | | | | | | | | | | | | | | | | | | |
| 1.2.25 | GEORGIA | | | | | | | | | | | | | | | | | | | | |
| 1.5.25 | KENTUCKY | | | | | | | | | | | | | | | | | | | | |
| 1.9.25 | AT OLE MISS | | | | | | | | | | | | | | | | | | | | |
| 1.13.25 | AT LSU | | | | | | | | | | | | | | | | | | | | |
| 1.19.25 | TENNESSEE | | | | | | | | | | | | | | | | | | | | |
| 1.23.25 | ARKANSAS | | | | | | | | | | | | | | | | | | | | |
| 1.26.25 | AT ALABAMA | | | | | | | | | | | | | | | | | | | | |
| 1.30.25 | AT FLORIDA | | | | | | | | | | | | | | | | | | | | |
| 2.2.25 | OLE MISS | | | | | | | | | | | | | | | | | | | | |
| 2.6.25 | AT TEXAS | | | | | | | | | | | | | | | | | | | | |
| 2.13.25 | MISSISSIPPI STATE | | | | | | | | | | | | | | | | | | | | |
| 2.16.25 | AT AUBURN | | | | | | | | | | | | | | | | | | | | |
| 2.20.25 | AT OKLAHOMA | | | | | | | | | | | | | | | | | | | | |
| 2.23.25 | SOUTH CAROLINA | | | | | | | | | | | | | | | | | | | | |
| 2.27.25 | TEXAS A&M | | | | | | | | | | | | | | | | | | | | |
| 3.2.25 | AT MISSOURI | | | | | | | | | | | | | | | | | | | | |
| TOTAL | | 0 | 00.00 | 0-0 | .000 | 0-0 | .000 | 0-0 | .000 | 0 | 0 | 0 | 0.0 | 0 | 0 | 0 | 0 | 0 | 0 | 0 | 0.0 |

CAREER STATS

| YEAR | GP | GS | MIN | AVG | FG | FGA | PCT | 3FG | 3FGA | 3PCT | FT | FTA | PCT | OFF | DEF | TOT | AVG | PF | FO | AST | TO | BLK | STL | PTS | AVG |
|---------------|-----------|-----------|-------------|-------------|------------|------------|-------------|----------|----------|-------------|------------|------------|-------------|------------|------------|------------|------------|------------|-----------|------------|------------|------------|------------|-------------|-------------|
| 2021-22 | 35 | 8 | 708 | 20.2 | 104 | 224 | .464 | 0 | 0 | .000 | 58 | 85 | .682 | 113 | 117 | 230 | 6.6 | 87 | 2 | 26 | 57 | 19 | 26 | 266 | 7.6 |
| 2022-23 | 31 | 31 | 798 | 25.7 | 136 | 294 | .463 | 0 | 1 | .000 | 72 | 114 | .632 | 91 | 137 | 228 | 7.4 | 87 | 5 | 35 | 67 | 45 | 25 | 344 | 11.1 |
| 2023-24 | 33 | 33 | 959 | 29.1 | 163 | 310 | .526 | 0 | 0 | .000 | 72 | 117 | .615 | 118 | 144 | 262 | 7.9 | 91 | 4 | 44 | 90 | 44 | 52 | 398 | 12.1 |
| 2024-25 | -- | -- | -- | -- | -- | -- | -- | -- | -- | -- | -- | -- | -- | -- | -- | -- | -- | -- | -- | -- | -- | -- | -- | -- | -- |
| CAREER | 99 | 72 | 2465 | 24.9 | 403 | 828 | .487 | 0 | 1 | .000 | 202 | 316 | .639 | 322 | 398 | 720 | 7.3 | 265 | 11 | 105 | 214 | 108 | 103 | 1008 | 10.2 |



GAME 1 Vanderbilt vs. Lipscomb

GAME 1 Vanderbilt vs. Lipscomb

| | 1 | 2 | 3 | 4 | TOTAL |
|----------|----|----|----|----|------------|
| L | 15 | 10 | 14 | 11 | 50 |
| V | 31 | 22 | 28 | 21 | 102 |

DATE Nov. 4, 2024 **SITE** Memorial Gymnasium (Nashville, Tenn.)

TIPOFF 11:00 a.m. **END** 12:48 p.m. **ELAPSED** 1:48
ATTENDANCE 5,282

DORES DOMINATE BISONS

NASHVILLE, Tenn. – The Vanderbilt women's basketball team began the 2024-25 campaign in a big way, as the Commodores blitzed Lipscomb, 102-50, in Monday's season opener.

Vanderbilt scored 100-plus points for the first time under head coach Shea Ralph in the season-opening victory over the Bisons. The last time the Dores registered 100 or more points came on Nov. 25, 2019, when Vandy posted a 106-55 win at Tennessee State.

The Commodores move to 1-0 on the year, while Lipscomb falls to 0-1. With the win, Vanderbilt improves to 4-0 in season openers under Ralph. She becomes the first Vandy women's basketball coach to win four straight season openers to begin their career.

Sophomore Khamil Pierre registered her fifth career double-double in the season opener. The 6-2 forward scored a team-high 25 points and pulled down a team-best 14 rebounds in 24 minutes of action. The Phoenix, Arizona, native went 12-of-17 from the field and added five steals to her stat line. Pierre is the first Dore to record a double-double in the season opener since Koi Love's 19-point, 12-rebound effort against East Tennessee State in the first game of the 2020-21 campaign.

Pierre was one of four Vanderbilt players to register double-digit points against Lipscomb. Freshman Mikayla Blakes tallied 23 points in her Vanderbilt debut. Meanwhile, senior Iyana Moore added 15 points to extend her double-digit scoring streak to eight games, and sophomore Madison Greene collected 14 points off the bench in her first game with the Commodores since her season-ending knee injury against Lipscomb last year.

The Commodores used its size advantage against Lipscomb throughout the game, as Vandy scored 70 points in the paint, which allowed the Dores to shoot 53.1 percent from the field. Defensively, Vanderbilt held LU to 27.9 percent from the field and forced its Music City counterpart into 23 turnovers.

BOX SCORE

| Lipscomb - 50 | | Record: 0-1 | | | | | | | | | | Shooting By Period | | | |
|-----------------------|---------|-------------|-------|-------|----------|-------|----|----|----|----|--------|--------------------|----|-------|-------|
| NO. Name | Min | FG | 3P | FT | Rebounds | Fouls | TP | AS | TO | ST | Blocks | TS | SA | TS% | SA% |
| 11 Clara McGowan | G 20:55 | 3-8 | 0-2 | 2-4 | 3 | 1 | 4 | 2 | 5 | 8 | 1 | 2 | 2 | 0 | 24 |
| 9 Molly Heard | G 13:07 | 1-10 | 1-4 | 0-0 | 3 | 1 | 4 | 2 | 0 | 8 | 0 | 1 | 1 | 0 | 21 |
| 14 Anthoni Osa | G 20:46 | 1-3 | 0-1 | 1-2 | 1 | 3 | 1 | 2 | 3 | 1 | 6 | 0 | 0 | 0 | 31 |
| 21 Bella Vinson | G 21:38 | 1-7 | 1-5 | 0-0 | 2 | 1 | 3 | 1 | 0 | 2 | 2 | 0 | 0 | 0 | 37 |
| 23 Taylor Bowen | G 22:13 | 0-7 | 0-2 | 0-2 | 0 | 2 | 2 | 2 | 2 | 1 | 1 | 0 | 0 | 0 | 40 |
| 32 Taylor Bowen | 18:40 | 0-4 | 0-4 | 0-0 | 1 | 3 | 4 | 1 | 1 | 1 | 0 | 0 | 0 | 0 | 21 |
| 0 Olivia Vandgriff | 19:38 | 0-2 | 0-2 | 0-0 | 1 | 2 | 3 | 2 | 0 | 0 | 1 | 1 | 0 | 0 | 16 |
| 2 Elena Bertrand | 25:48 | 0-11 | 0-3 | 2-2 | 1 | 5 | 16 | 0 | 4 | 2 | 0 | 0 | 0 | 0 | 28 |
| 22 Adiana Melton | 21:52 | 2-9 | 2-7 | 2-2 | 1 | 2 | 1 | 8 | 0 | 1 | 1 | 0 | 0 | 0 | 27 |
| 31 Isabella Pitta | 15:50 | 0-0 | 0-0 | 1-2 | 1 | 2 | 1 | 1 | 1 | 0 | 1 | 0 | 1 | 0 | 14 |
| Team | | | | | 2 | 3 | 0 | 3 | 0 | 3 | 0 | 0 | 0 | 0 | 0 |
| Totals | 17:01 | 6-35 | 10-17 | 15-17 | 32 | 15 | 70 | 6 | 23 | 6 | 2 | 1 | 52 | 37.5% | 58.3% |
| Technical Fouls: NONE | | | | | | | | | | | | | | | |

BOX SCORE

| Vanderbilt - 102 | | Record: 1-0 | | | | | | | | | | Shooting By Period | | | |
|-----------------------|---------|-------------|-------|-------|----------|-------|----|-----|----|----|--------|--------------------|----|-------|-------|
| NO. Name | Min | FG | 3P | FT | Rebounds | Fouls | TP | AS | TO | ST | Blocks | TS | SA | TS% | SA% |
| 10 Jane Nwabia | F 22:39 | 3-4 | 0-0 | 1-5 | 6 | 2 | 0 | 6 | 3 | 1 | 0 | 0 | 0 | 0 | 28 |
| 12 Khamil Pierre | F 23:59 | 9-21 | 0-0 | 1-1 | 6 | 14 | 4 | 2 | 25 | 1 | 2 | 5 | 0 | 0 | 36 |
| 1 Mikayla Blakes | G 25:31 | 8-19 | 2-7 | 3-3 | 3 | 5 | 3 | 5 | 0 | 2 | 0 | 0 | 0 | 40 | |
| 11 Jordyn Oliver | G 19:02 | 1-2 | 0-0 | 3-4 | 1 | 1 | 0 | 1 | 0 | 2 | 2 | 0 | 0 | 0 | 22 |
| 23 Iyana Moore | G 27:18 | 6-12 | 2-4 | 1-1 | 3 | 6 | 1 | 2 | 15 | 1 | 1 | 0 | 0 | 0 | 34 |
| 4 Madison Greene | 26:25 | 6-10 | 0-1 | 2-2 | 0 | 5 | 2 | 14 | 4 | 6 | 0 | 0 | 0 | 0 | 38 |
| 14 Ayana Mitchell | 11:58 | 3-4 | 0-0 | 2-5 | 1 | 2 | 0 | 3 | 8 | 0 | 0 | 1 | 1 | 0 | 14 |
| 30 Trinity Wilson | 10:31 | 1-4 | 0-0 | 2-3 | 1 | 5 | 1 | 2 | 1 | 0 | 0 | 0 | 0 | 0 | 17 |
| 24 Aya Makurat | 18:13 | 1-6 | 1-5 | 0-0 | 1 | 3 | 4 | 1 | 0 | 3 | 0 | 0 | 0 | 0 | 20 |
| 2 Jada Brown | 12:44 | 1-2 | 0-0 | 2-2 | 1 | 0 | 1 | 3 | 1 | 4 | 0 | 0 | 0 | 0 | 13 |
| Team | | | | | 2 | 0 | 2 | 0 | 0 | 0 | 0 | 0 | 0 | 0 | 0 |
| Totals | 49:01 | 5-17 | 11-14 | 22-32 | 54 | 17 | 13 | 102 | 17 | 12 | 15 | 1 | 52 | 53.1% | 78.6% |
| Technical Fouls: NONE | | | | | | | | | | | | | | | |

INDIVIDUAL LEADERS

| BISONS | | VANDY | | Points from Turnovers | | BISONS/VANDY | | Period by Period Scoring | | |
|------------------|-------------|---------------|----|-----------------------|--------|--------------|-----|--------------------------|-----|-----|
| Biggest lead | 0 (11:00) | 52 (4:03) | 9 | 22 | 1st | 2nd | 3rd | 4th | TOT | |
| Best Scoring Run | 5 (11:7.53) | 10 (11:2.32) | 22 | 70 | BISONS | 15 | 10 | 14 | 11 | 50 |
| Lead Changes | 0 | Second Chance | 8 | 23 | VANDY | 31 | 22 | 28 | 21 | 102 |
| Times Tied | 1 | Fast Breaks | 3 | 27 | | | | | | |
| Time with Lead | 00:00 | Bench | 25 | 31 | | | | | | |

| Points | Khamil Pierre - 25 pts Mikayla Blakes - 23 pts | Elena Bertrand - 16 pts Molly Heard - 9 pts |
|----------|--|---|
| Rebounds | Khamil Pierre - 14 reb I. Moore/J. Nwabia - 6 reb | Three tied with 4 reb Three tied with 3 reb |
| Assists | Mikayla Blakes - 5 ast Madison Greene - 4 ast | Bella Vinson - 2 ast Four tied with 1 ast |
| Steals | Madison Greene - 6 stl Khamil Pierre - 5 stl | Elena Bertrand - 2 stl Clara McGowan - 2 stl |
| Blocks | Aiyana Mitchell - 1 blk | A. Melton/L. Pitta - 1 blk |

GAME 2 Vanderbilt vs. Austin Peay

| | 1 | 2 | 3 | 4 | TOTAL |
|----------|----|----|----|----|-----------|
| A | 16 | 10 | 4 | 7 | 37 |
| V | 24 | 28 | 26 | 15 | 93 |

DATE Nov. 8, 2024 **SITE** Memorial Gymnasium (Nashville, Tenn.)

TIPOFF 6:30 p.m. **END** 8:31 p.m. **ELAPSED** 2:01
ATTENDANCE 2,343

DORES RUN AWAY FROM GOVERNORS

NASHVILLE, Tenn. – The Vanderbilt women's basketball rolled to a second-straight victory over the 2024-25 season, as the Commodores collected a 93-37 win over Austin Peay Friday night at Memorial Gym.

Sophomore Khamil Pierre posted her second-consecutive double-double to begin her 2024-25 campaign, as she scored 13 points and pulled down 10 rebounds against the Governors. Pierre becomes the first Dore since Koi Love in 2020-21 to start a season with two-straight double-doubles. It was also Pierre's sixth career double-double at Vandy.

The win moves Vanderbilt to 2-0 on the year, while Austin Peay falls to 0-2. It marks the second-straight season that the Dores have won the first two games of a season. The Commodores also improve to 26-5 against nonconference foes at Memorial Gym under head coach Shea Ralph. Vandy moved to 18-1 all-time against APSU, as the Dores have won 18-straight games against the Govs.

Pierre led a quartet of double-digit scorers for the Commodores on Friday's victory. She was joined by senior Iyana Moore and freshman Mikayla Blakes, who each scored a game-high 16 points. Moore's 16-point effort extended her double-digit scoring streak to nine games dating back to last season. Sophomore Madison Greene registered a team-best 13 points off the bench in a career-high 30 minutes of action. Greene and Moore each dished out a game-best three assists, while Blakes paced the Vandy with three steals.

Vanderbilt used a 24-0 run that started at the 1:46 mark of the second quarter and ended with 6:27 left to play in the third to put the Govs away for good. The Commodores scored the final 11 points of the second quarter, then registered the first 13 points of the third stanza.

Vanderbilt's extended run turned a 15-point lead into a 39-point advantage for the Dores.

The Vandy defense locked up Austin Peay over the final two frames, as the Commodores allowed 11 points over the final 20 minutes of play. Vanderbilt held APSU to four points in the third quarter. That marks the lowest point total allowed by the Commodores in a stanza since last season's contest at Butler, where Vandy held the Bulldogs to four second-quarter points.

The Dores shot 45.1 percent from the floor Friday while holding the Governors to a 28.8 field goal percentage. Vanderbilt scored 42 points in the paint and forced Austin Peay into 25 turnovers that turned into 33 points.

BOX SCORE

| Austin Peay - 37 | | Record: 0-2 | | | | | | | | | | Shooting By Period | | | |
|-----------------------|---------|-------------|-----|-----|----------|-------|----|----|----|----|--------|--------------------|----|-----|-----|
| NO. Name | Min | FG | 3P | FT | Rebounds | Fouls | TP | AS | TO | ST | Blocks | TS | SA | TS% | SA% |
| 20 SaMya Wyatt | F 23:16 | 4-7 | 0-0 | 0-2 | 1 | 0 | 1 | 3 | 1 | 9 | 0 | 2 | 2 | 0 | 32 |
| 34 Jerry Nambere | F 16:21 | 0-3 | 0-0 | 1-2 | 2 | 1 | 3 | 2 | 1 | 0 | 0 | 0 | 0 | 0 | 28 |
| 2 Nayrah Simmons | G 18:17 | 2-4 | 1-1 | 0-0 | 0 | 0 | 2 | 1 | 5 | 1 | 0 | 0 | 0 | 0 | 30 |
| 5 Abby Carter | G 23:18 | 4-7 | 0-1 | 0-0 | 1 | 2 | 3 | 0 | 8 | 1 | 2 | 0 | 0 | 0 | 30 |
| 10 La'Nya Foster | G 21:47 | 1-4 | 1-2 | 0-0 | 0 | 1 | 4 | 2 | 3 | 0 | 1 | 2 | 0 | 0 | 25 |
| 3 Anela Nelson | 18:46 | 0-3 | 0-1 | 0-2 | 0 | 1 | 2 | 0 | 0 | 0 | 0 | 0 | 0 | 0 | 43 |
| 4 Anavia Sheals | 27:53 | 3-13 | 0-4 | 1-4 | 0 | 5 | 3 | 3 | 7 | 2 | 6 | 0 | 0 | 0 | 33 |
| 0 Niesha Bertell | 18:20 | 0-0 | 0-0 | 0-4 | 1 | 2 | 3 | 4 | 2 | 1 | 1 | 0 | 0 | 0 | 19 |
| 22 Aneera Bransma | 12:47 | 0-1 | 0-0 | 0-0 | 1 | 1 | 4 | 0 | 0 | 0 | 0 | 0 | 0 | 0 | 22 |
| 15 Briana Tomacka | 16:08 | 1-4 | 1-4 | 0-0 | 0 | 0 | 0 | 3 | 0 | 0 | 0 | 0 | 0 | 0 | 16 |
| 21 Rose Armoudeh | 02:45 | 0-1 | 0-1 | 0-0 | 0 | 0 | 0 | 0 | 0 | 0 | 0 | 0 | 0 | 0 | 2 |
| Team | | | | | 2 | 4 | 0 | 0 | 0 | 0 | 0 | 0 | 0 | 0 | 0 |
| Totals | 15:52 | 0-14 | 1-4 | 1-4 | 8 | 20 | 38 | 27 | 10 | 3 | 23 | 6 | 2 | 8 | 29 |
| Technical Fouls: NONE | | | | | | | | | | | | | | | |

BOX SCORE

| Vanderbilt - 93 | | Record: 2-0 | | | | | | | | | | Shooting By Period | | | |
|-----------------------|---------|-------------|-------|-------|----------|-------|----|----|----|----|--------|--------------------|-------|-------|-----|
| NO. Name | Min | FG | 3P | FT | Rebounds | Fouls | TP | AS | TO | ST | Blocks | TS | SA | TS% | SA% |
| 10 Jane Nwabia | F 20:50 | 4-10 | 0-2 | 1-1 | 3 | 7 | 3 | 1 | 2 | 9 | 0 | 2 | 2 | 1 | 20 |
| 12 Khamil Pierre | F 18:11 | 5-9 | 0-0 | 3-5 | 3 | 7 | 10 | 0 | 4 | 0 | 0 | 2 | 0 | 0 | 41 |
| 1 Mikayla Blakes | G 15:31 | 5-8 | 2-4 | 4-5 | 2 | 1 | 3 | 6 | 16 | 1 | 2 | 1 | 0 | 0 | 38 |
| 11 Jordyn Oliver | G 22:60 | 1-4 | 0-0 | 2-2 | 5 | 7 | 1 | 2 | 4 | 2 | 1 | 0 | 0 | 0 | 38 |
| 23 Iyana Moore | G 24:23 | 5-11 | 1-3 | 5-6 | 1 | 2 | 3 | 3 | 16 | 2 | 2 | 0 | 0 | 0 | 40 |
| 4 Madison Greene | 30:15 | 10-11 | 1-6 | 1-3 | 4 | 2 | 6 | 8 | 3 | 2 | 1 | 1 | 1 | 1 | 37 |
| 14 Ayana Mitchell | 16:19 | 2-4 | 0-0 | 1-2 | 2 | 2 | 2 | 2 | 2 | 2 | 0 | 0 | 0 | 0 | 13 |
| 24 Aya Makurat | 17:21 | 2-5 | 2-5 | 0-0 | 4 | 4 | 1 | 0 | 6 | 2 | 1 | 0 | 0 | 0 | 17 |
| 5 Lethia Kapiusa | 21:15 | 3-8 | 0-1 | 1-1 | 2 | 4 | 6 | 1 | 7 | 1 | 1 | 2 | 0 | 0 | 21 |
| 2 Jada Brown | 06:06 | 0-1 | 0-1 | 0-0 | 1 | 2 | 2 | 1 | 1 | 0 | 1 | 0 | 0 | 0 | 2 |
| 30 Trinity Wilson | 05:09 | 2-4 | 0-0 | 0-2 | 1 | 1 | 1 | 1 | 4 | 0 | 0 | 0 | 0 | 0 | 3 |
| Team | | | | | 2 | 2 | 4 | 0 | 0 | 0 | 0 | 0 | 0 | 0 | 0 |
| Totals | 32:71 | 6-17 | 23-30 | 21-34 | 55 | 15 | 27 | 10 | 8 | 2 | 59 | 45.1% | 37.7% | 78.6% | |
| Technical Fouls: NONE | | | | | | | | | | | | | | | |

INDIVIDUAL LEADERS

| APSU | | VANDY | | Points from Turnovers | | APSU/VANDY | | Period by Period Scoring | | |
|------------------|--------------|---------------|----|-----------------------|--------|------------|-----|--------------------------|-----|----|
| Biggest lead | 4 (11:30:00) | 56 (4:11:30) | 10 | 20 | 1st | 2nd | 3rd | 4th | TOT | |
| Best Scoring Run | 4 (11:9:00) | 24 (3:02:27) | 20 | 42 | BISONS | 16 | 10 | 4 | 7 | 37 |
| Lead Changes | 1 | Second Chance | 4 | 20 | VANDY | 24 | 28 | 26 | 15 | 93 |
| Times Tied | 0 | Fast Breaks | 12 | 35 | | | | | | |
| Time with Lead | 01:08 | Bench | 12 | 35 | | | | | | |

INDIVIDUAL LEADERS

| Points | M. Blakes/J. Moore - 16 pts K. Pierre/M. Greene - 13 pts | A. Carter/S. Wyatt - 8 pts Anovia Sheals - 7 pts |
|----------|---|---|
| Rebounds | Khamil Pierre - 10 reb Jordyn Oliver - 7 reb | Khamil Pierre - 10 reb La'Nya Foster - 4 reb |
| Assists | I. Moore/M. Greene - | |

GAME RECAPS

GAME 4 Vanderbilt vs. Butler

| | 1 | 2 | 3 | 4 | TOTAL |
|--|----|----|----|----|-----------|
| | 8 | 12 | 16 | 16 | 52 |
| | 17 | 20 | 22 | 22 | 81 |

DATE Nov. 17, 2024 SITE Memorial Gymnasium (Nashville, Tenn.)

TIPOFF 2:00 p.m. END 3:45 p.m. ELAPSED 1:45
ATTENDANCE 2,615

DORES CAGE BULLDOGS

NASHVILLE, Tenn. – The duo of freshman Mikayla Blakes and sophomore Khamil Pierre sparked the Vanderbilt women's basketball team to an 81-52 win over Butler on Sunday to kick off a three-game homestand at Memorial Gymnasium.

The Commodore underclassmen outscored Butler by a point, as they combined to register 53 points against the Bulldogs. Blakes registered a career-high 29 points in Sunday's win, while Pierre chipped in 24 points. They are the first set of Vandy women's basketball players to score 20 points in a game since Jan. 7, 2024, when Jordyn Cambridge (24 points) and Iyana Moore (20 points) accomplished the feat against Florida at Memorial Gym.

The win improves Vanderbilt to 4-0 on the year, as the Dores handed the Bulldogs, who are now 3-1, their first loss of the 2024-25 campaign.

Blakes' 29-point performance against Butler is tied for the fifth-most points scored by a Vanderbilt freshman in a game. She matches with Kady Schram (vs. LSU, Jan. 29, 2012), Barbara Brackman (vs. Duke, March 13, 1982), and Harriet Brumfield (at Delta State, Feb. 20, 1982, and vs. Northwestern, Nov. 27, 1981). Blakes also extends her double-digit scoring streak to four games to open her Vanderbilt career.

Pierre had a 24-point performance to extend her double-digit scoring streak to seven games dating back to last season. The 6-2 forward pulled down a game-high eight rebounds, bringing her three-game double-double streak to an end. It is the third time in Pierre's collegiate career that she has scored 20 or more points in a game. She also collected a game-best four steals against the Bulldogs.

The Commodores shot 50.9 percent from the field on Sunday while limiting Butler to a 38.3 percent success rate from the floor. The Dores hit a season-high eight 3-pointers in the win and held a 33-25 edge on the glass. Vandy forced Butler into 30 turnovers, which turned into 41 points for the Commodores.

BOX SCORE

| NO. Name | Min | FG | 3P | FT | Rebounds | | Fouls | | TP | AS | TO | ST | Blocks | PTS | PF | Shooting By Period |
|---------------------|-------|------|------|-----|----------|----|-------|----|----|----|----|----|--------|-----|----|--------------------|
| | | | | | OR | DR | OR | DR | | | | | | | | |
| 24 Cristian Carter | 17:34 | 2-4 | 0-0 | 1-2 | 2 | 1 | 3 | 2 | 0 | 0 | 1 | 0 | 0 | 11 | 0 | FG%: 50.00% |
| 1 Karyn Norman | 14:51 | 0-4 | 0-2 | 0-0 | 0 | 0 | 0 | 0 | 0 | 0 | 0 | 0 | 0 | 0 | 0 | FG%: 0.00% |
| 2 Riley Makulsky | 20:28 | 0-1 | 0-0 | 2-2 | 1 | 1 | 2 | 3 | 2 | 0 | 0 | 0 | 0 | 27 | 0 | FG%: 0.00% |
| 11 Kiyon McGill | 25:42 | 2-7 | 0-3 | 1-2 | 2 | 2 | 4 | 1 | 3 | 5 | 1 | 2 | 0 | 33 | 0 | FG%: 28.57% |
| 21 Caroline Strande | 12:23 | 0-1 | 0-0 | 0-0 | 0 | 0 | 0 | 0 | 0 | 0 | 0 | 0 | 0 | 0 | 0 | FG%: 0.00% |
| 12 Lily Carmody | 15:36 | 2-6 | 0-1 | 1-1 | 0 | 0 | 0 | 0 | 0 | 0 | 0 | 0 | 0 | 19 | 0 | FG%: 33.33% |
| 3 Ari Wiggins | 19:54 | 3-4 | 1-1 | 1-2 | 0 | 0 | 0 | 1 | 1 | 0 | 0 | 0 | 0 | 4 | 0 | FG%: 75.00% |
| 32 Sydney Jaynes | 13:17 | 0-1 | 0-0 | 0-0 | 1 | 1 | 2 | 0 | 0 | 0 | 0 | 0 | 0 | 0 | 0 | FG%: 0.00% |
| 14 Jocelyn Land | 14:12 | 0-4 | 0-2 | 2-2 | 1 | 0 | 1 | 0 | 2 | 2 | 1 | 0 | 0 | 0 | 0 | FG%: 0.00% |
| 10 Lily Zaitra | 17:34 | 1-3 | 1-2 | 0-0 | 0 | 0 | 2 | 1 | 3 | 0 | 1 | 0 | 1 | 0 | 0 | FG%: 33.33% |
| 21 Lily Steward | 09:09 | 0-0 | 0-0 | 0-0 | 0 | 0 | 0 | 0 | 0 | 0 | 0 | 0 | 0 | 0 | 0 | FG%: 0.00% |
| Team | | 2 | 5 | 7 | 0 | 0 | 0 | 0 | 0 | 0 | 0 | 0 | 0 | 2 | 0 | GM FG%: 19.47 |
| Totals | 18:47 | 8-18 | 0-11 | 1-9 | 25 | 16 | 16 | 32 | 12 | 30 | 12 | 0 | 2 | 20 | 0 | GM FT%: 88.89% |

| NO. Name | Min | FG | 3P | FT | Rebounds | | Fouls | | TP | AS | TO | ST | Blocks | PTS | PF | Shooting By Period |
|--------------------|-------|-------|-----|-------|----------|----|-------|----|----|----|----|----|--------|-----|----|--------------------|
| | | | | | OR | DR | OR | DR | | | | | | | | |
| 10 Janae Nwabia | 17:56 | 3-4 | 0-0 | 2-2 | 0 | 4 | 2 | 1 | 0 | 1 | 1 | 0 | 0 | 11 | 0 | FG%: 75.00% |
| 12 Khamil Pierre | 25:11 | 9-11 | 0-0 | 6-8 | 8 | 6 | 8 | 4 | 0 | 0 | 0 | 0 | 0 | 34 | 0 | FG%: 81.82% |
| 1 Mikayla Blakes | 35:34 | 8-19 | 4-9 | 7-8 | 1 | 2 | 3 | 6 | 29 | 2 | 3 | 0 | 0 | 22 | 0 | FG%: 42.11% |
| 4 Madison Greene | 20:20 | 0-2 | 0-0 | 0-0 | 2 | 2 | 3 | 1 | 0 | 1 | 5 | 3 | 0 | 0 | 0 | FG%: 0.00% |
| 11 Jordyn Oliver | 32:48 | 1-3 | 0-0 | 1-2 | 3 | 2 | 1 | 2 | 0 | 0 | 1 | 2 | 0 | 0 | 0 | FG%: 33.33% |
| 13 Justine Pissott | 14:22 | 1-4 | 0-2 | 2-2 | 4 | 6 | 2 | 2 | 4 | 0 | 0 | 0 | 0 | 0 | 0 | FG%: 25.00% |
| 14 Aiyana Mitchell | 14:11 | 0-5 | 0-0 | 1-1 | 4 | 1 | 5 | 0 | 0 | 0 | 1 | 3 | 0 | 0 | 0 | FG%: 0.00% |
| 5 Leilani Kapinus | 19:58 | 2-3 | 0-0 | 0-0 | 0 | 0 | 0 | 0 | 0 | 0 | 2 | 3 | 1 | 0 | 0 | FG%: 66.67% |
| 24 Aga Makurat | 07:12 | 1-1 | 0-0 | 0-0 | 0 | 0 | 0 | 0 | 0 | 0 | 1 | 1 | 0 | 0 | 0 | FG%: 100.00% |
| 2 Jada Brown | 03:55 | 0-1 | 0-0 | 0-0 | 0 | 0 | 0 | 0 | 0 | 0 | 0 | 0 | 0 | 0 | 0 | FG%: 0.00% |
| 30 Trinity Wilson | 02:31 | 0-0 | 0-0 | 0-0 | 0 | 0 | 0 | 0 | 0 | 0 | 0 | 0 | 0 | 0 | 0 | FG%: 0.00% |
| Team | | 2 | 2 | 2 | 0 | 2 | 0 | 0 | 0 | 0 | 0 | 0 | 0 | 0 | 0 | GM FG%: 29.57 |
| Totals | 19:57 | 18-31 | 0-0 | 13-19 | 13 | 25 | 16 | 13 | 11 | 17 | 2 | 0 | 0 | 20 | 0 | GM FT%: 78.95% |

| Biggest lead | BUTLER | | VANDY | | Points from Turnovers | BUTLER | VANDY | Period by Period Scoring |
|------------------|-----------------|----------------|-------|-----|-----------------------|--------|-------|--------------------------|
| | 1st | 2nd | 3rd | 4th | | | | |
| Best Scoring Run | 0 (11:00-11:00) | 15 (4:37-5:55) | 2 | 3 | 15 | 41 | 14 | 11 |
| Lead Changes | 0 | 12 (8:25) | 2 | 3 | 2 | 30 | 30 | 52 |
| Times Tied | 1 | 0 | 7 | 13 | 7 | 13 | 13 | 0 |
| Time with Lead | 00:00 | 37:08 | 7 | 14 | 18 | 17 | 17 | 81 |

INDIVIDUAL LEADERS

| Points | Rebounds | Assists | Steals | Blocks |
|------------------------------|-------------------------|-------------------------|------------------------|--------|
| Mikayla Blakes - 29 pts | Elena Bertrand - 16 pts | Khamil Pierre - 24 pts | Molly Heard - 9 pts | |
| Khamil Pierre - 8 reb | Three tied with 4 reb | Justine Pissott - 6 reb | Three tied with 3 reb | |
| Jordyn Oliver - 6 ast | Bella Vinson - 2 ast | Khamil Pierre - 3 ast | Four tied with 1 ast | |
| Khamil Pierre - 4 stl | Elena Bertrand - 2 stl | Three tied with 3 stl | Claire McGowan - 2 stl | |
| L. Kapinus/J. Nwabia - 1 blk | No Blocks | | | |

GAME 5 Vanderbilt vs. Hampton

| | 1 | 2 | 3 | 4 | TOTAL |
|--|----|----|----|----|-----------|
| | 21 | 7 | 4 | 13 | 45 |
| | 23 | 28 | 25 | 18 | 94 |

DATE Nov. 20, 2024 SITE Memorial Gymnasium (Nashville, Tenn.)

TIPOFF 6:30 p.m. END 8:11 p.m. ELAPSED 1:41
ATTENDANCE 2,353

DORES SINK LADY PIRATES

NASHVILLE, Tenn. – The Vanderbilt women's basketball team rolled to a 94-45 victory over Hampton Wednesday night at Memorial Gymnasium, as the Commodores remain perfect at 5-0 to open the 2024-25 season.

With the win, Vanderbilt improves to 5-0 for the third year in a row. It marks the first time in program history that the Dores have opened three consecutive seasons at 5-0. The loss drops Hampton to 1-3 overall this season.

The Commodores got off to a slow start but used a 5-17 run between the second and third quarters that broke a 23-23 tie and gave Vandy a 44-30 advantage. The Dores held the Lady Pirates scoreless for 7:05 of game time and rolled off 26 straight points during the stretch to post its longest-scoring run of the season. It is also the second time that Vanderbilt has scored 20-plus points in a row this season, as the Commodores put up 24 straight points against Austin Peay on Nov. 8.

Freshman Mikayla Blakes turned in another spectacular performance. She scored a game-high 22 points and dished out a career-best eight assists to go along with three steals. Blakes, who was named the SEC Freshman of the Week for the first time in her career earlier this week, is the only Commodore since at least 2009-10 to register at least 15-plus points and two or more steals in each of their first five games at Vanderbilt.

Sophomore Khamil Pierre collected her fourth double-double of the season with a 15-point, 12-rebound effort against the Lady Pirates. The 6-2 forward was one of four double-digit scorers for the Commodores in Wednesday's victory. Senior Iyana Moore returned from a one-game absence and scored 12 points, going 5-of-10 from the floor. Sophomore Madison Greene chipped in 11 points off the bench after starting in the last two games in Moore's place. Greene has now scored double-digit points in all three games she has come off the bench this season.

Vanderbilt shot 54.3 percent from the field. It is the third time that the Commodores have shot over 50 percent from the floor in 2024-25. The Dores held Hampton to 36.7 percent from the floor and allowed a season-low three 3-point field goals. Vandy forced HU into 24 turnovers, which the Commodores turned into 36 points.

BOX SCORE

| NO. Name | Min | FG | 3P | FT | Rebounds | | Fouls | | TP | AS | TO | ST | Blocks | PTS | PF | Shooting By Period |
|--------------------|-------|------|-----|-----|----------|----|-------|----|----|----|----|----|--------|-----|----|--------------------|
| | | | | | OR | DR | OR | DR | | | | | | | | |
| 24 Astia Dabo | 25:07 | 5-7 | 2-3 | 0-0 | 1 | 3 | 4 | 1 | 0 | 0 | 2 | 0 | 0 | 0 | 0 | FG%: 71.43% |
| 43 Atria Nikishina | 08:58 | 1-3 | 0-0 | 0-0 | 0 | 0 | 0 | 0 | 0 | 0 | 0 | 0 | 0 | 0 | 0 | FG%: 33.33% |
| 0 CeCe Thomas | 23:15 | 2-6 | 1-1 | 0-0 | 0 | 0 | 0 | 0 | 0 | 0 | 0 | 0 | 0 | 0 | 0 | FG%: 33.33% |
| 1 La'Asia Foreman | 02:27 | 2-6 | 0-0 | 0-0 | 1 | 4 | 6 | 2 | 4 | 0 | 0 | 0 | 0 | 0 | 0 | FG%: 33.33% |
| 22 Amayah Reeves | 33:10 | 1-5 | 0-2 | 2-4 | 1 | 3 | 4 | 5 | 4 | 3 | 2 | 0 | 0 | 0 | 0 | FG%: 20.00% |
| 10 Tyra Kennedy | 20:24 | 0-6 | 0-0 | 0-0 | 0 | 0 | 0 | 0 | 0 | 0 | 0 | 0 | 0 | 0 | 0 | FG%: 0.00% |
| 3 Jenee Dubin | 24:46 | 5-8 | 0-0 | 2-2 | 1 | 5 | 6 | 1 | 12 | 2 | 2 | 0 | 0 | 0 | 0 | FG%: 62.50% |
| 5 Diamond Wiggins | 08:26 | 1-3 | 0-0 | 0-0 | 0 | 0 | 0 | 0 | 0 | 0 | 0 | 0 | 0 | 0 | 0 | FG%: 33.33% |
| 25 Tiani Abrams | 09:48 | 0-4 | 0-0 | 0-0 | 0 | 0 | 0 | 0 | 0 | 0 | 0 | 0 | 0 | 0 | 0 | FG%: 0.00% |
| 2 Makala Cobb | 07:08 | 0-1 | 0-0 | 0-0 | 0 | 0 | 0 | 0 | 0 | 0 | 0 | 0 | 0 | 0 | 0 | FG%: 0.00% |
| 21 Casey Miller | 11:27 | 1-2 | 0-0 | 2-2 | 0 | 1 | 2 | 1 | 2 | 1 | 0 | 0 | 0 | 0 | 0 | FG%: 50.00% |
| Team | | 2 | 2 | 4 | 0 | 0 | 0 | 0 | 0 | 0 | 0 | 0 | 0 | 0 | 0 | GM FG%: 18.49 |
| Totals | 18:40 | 3-12 | 0-0 | 6-8 | 18 | 24 | 15 | 17 | 12 | 23 | 11 | 0 | 0 | 0 | 0 | GM FT%: 75.00% |

| NO. Name | Min | FG | 3P | FT | Rebounds | | Fouls | | TP | AS | TO | ST | Blocks | PTS | PF | Shooting By Period |
|--------------------|-------|------|-------|-------|----------|----|-------|----|----|----|----|----|--------|-----|----|--------------------|
| | | | | | OR | DR | OR | DR | | | | | | | | |
| 10 Janae Nwabia | 15:57 | 3-5 | 0-2 | 2-2 | 0 | 2 | 2 | 1 | 1 | 1 | 2 | 1 | 0 | 0 | 0 | FG%: 60.00% |
| 12 Khamil Pierre | 27:20 | 7-14 | 0-0 | 6-6 | 6 | 12 | 2 | 4 | 0 | 0 | 1 | 0 | 0 | 0 | 0 | FG%: 50.00% |
| 1 Mikayla Blakes | 39:14 | 9-14 | 1-5 | 3-5 | 1 | 3 | 2 | 4 | 22 | 8 | 3 | 0 | 0 | 47 | 0 | FG%: 64.30% |
| 11 Jordyn Oliver | 30:18 | 2-4 | 0-0 | 0-0 | 2 | 1 | 3 | 0 | 1 | 4 | 3 | 1 | 0 | 0 | 0 | FG%: 50.00% |
| 23 Iyana Moore | 32:16 | 5-10 | 2-7 | 0-0 | 0 | 3 | 0 | 1 | 12 | 1 | 1 | 0 | 0 | 0 | 0 | FG%: 50.00% |
| 4 Madison Greene | 22:50 | 4-8 | 1-2 | 2-2 | 0 | 2 | 3 | 2 | 11 | 1 | 1 | 0 | 0 | 0 | 0 | FG%: 50.00% |
| 5 Leilani Kapinus | 17:22 | 2-4 | 1-1 | 2-2 | 0 | 2 | 2 | 1 | 9 | 5 | 1 | 2 | 0 | 0 | 0 | FG%: 50.00% |
| 14 Aiyana Mitchell | 12:33 | 0-2 | 0-0 | 0-0 | 0 | 1 | 0 | 0 | 0 | 4 | 1 | 0 | 0 | 0 | 0 | FG%: 0.00% |
| 24 Aga Makurat | 16:30 | 2-5 | 2-5 | 0-0 | 1 | 4 | 5 | 0 | 1 | 6 | 1 | 0 | 0 | 0 | 0 | FG%: 40.00% |
| 11 Justine Pissott | 08:51 | 1-5 | 1-3 | 0-0 | 1 | 1 | 2 | 0 | 0 | 0 | 0 | 0 | 0 | 0 | 0 | FG%: 20.00% |
| 2 Jada Brown | 05:57 | 0-0 | 0-0 | 0-0 | 0 | 0 | 0 | 0 | 0 | 0 | 0 | 0 | 0 | 0 | 0 | FG%: 0.00% |
| 30 Trinity Wilson | 03:57 | 0-1 | 0-0 | 0-0 | 0 | 0 | 0 | 0 | 0 | 0 | 0 | 0 | 0 | 0 | 0 | FG%: 0.00% |
| Team | | 1 | 3 | 4 | 0 | 0 | 0 | 0 | 0 | 0 | 0 | 0 | 0 | 0 | 0 | GM FG%: 38.70 |
| Totals | 38:70 | 6-25 | 10-12 | 15-22 | 40 | 11 | 34 | 11 | 11 | 6 | | | | | | |

GAME RECAPS

GAME 7 Vanderbilt vs. Arizona

| | 1 | 2 | 3 | 4 | TOTAL |
|----------|----|----|----|----|-----------|
| V | 15 | 16 | 19 | 21 | 71 |
| A | 7 | 11 | 19 | 23 | 60 |

DATE Nov. 26, 2024 **SITE** Acrisure Arena (Palm Springs, Calif.)

TIPOFF 3:30 p.m. **END** 5:32 p.m. **ELAPSED** 2:03
ATTENDANCE 450

DORES HOLD ON AGAINST WILDCATS

PALM SPRINGS, Calif. – Sophomore Khamil Pierre and Mikayla Blakes each had a 20-plus point performance in the first game of the 2024 Acrisure Classic to lift the Vanderbilt women's basketball team past Arizona, 71-60, Tuesday afternoon.

Vandy's underclass duo registered a combined 48 points as Pierre scored 25 points and Blakes tallied 23 points in the win over the Wildcats. It is the third time this season that the duo registered 20-plus points in the same game. Earlier in the day the pair swept the SEC weekly awards, as Pierre was named SEC Player of the Week and Blakes earned her second-straight SEC Freshman of the Week honor.

With the win, the Commodores improve to 7-0 on the year, while Arizona falls to 6-2 overall. Vanderbilt has now opened back-to-back seasons by winning their first seven games. The last time that happened was during the 1991-92 and 1992-93 campaigns.

Pierre registered her sixth double-double of the year to move back into a tie for the most in NCAA Division I this season with LSU's Aneesa Morrow. The Phoenix, Arizona, native scored a game-high 25 points and matched her career-best performance on the glass with 15 rebounds against her home-state team. It is the third-straight double-double for the 6-2 forward and extends her double-digit scoring streak to a career-high 10 games. Pierre flirted with a triple-double against the Wildcats, as she added a career-best seven steals to her stat line.

Blakes scored 23 points and dished out four steals in the victory. She extended her double-digit scoring streak to seven games to begin her Vandy career. She is the first Commodore since at least the 2009-10 season to open their Vanderbilt career by scoring 14-plus points and collecting multiple steals in their first seven games.

The Commodores were held to a season-low 71 points as Vandy shot 38.9 percent from the field. Arizona held a 43.1 percent shooting percentage, though the Dores forced them into 26 turnovers that turned into 29 points for Vanderbilt. Coach Ralph's team has forced at least 20 turnovers in every game during the 2024-25 campaign.

BOX SCORE

| Vanderbilt - 71 | | | | | | | | | | | | | | | Arizona - 60 | | | | | | | | | | | | | | |
|-----------------------|-------|-------|-------|-------|----------|-------|----|----|----|-----|--------|------------|------------|------|-----------------------|----------|-------|----|----|----|-----|--------|------------|------------|-------|-------|-------|---|--|
| Record: 7-0 | | | | | | | | | | | | | | | Record: 6-2 | | | | | | | | | | | | | | |
| NO. Name | Min | FG | 3P | FT | Rebounds | Fouls | TP | AS | TO | ST | Blocks | PF | Shooting % | 3P % | FT % | Rebounds | Fouls | TP | AS | TO | ST | Blocks | PF | Shooting % | 3P % | FT % | | | |
| Min | FG | 3P | FT | Reb | Fouls | TP | AS | TO | ST | Blk | PF | Shooting % | 3P % | FT % | Reb | Fouls | TP | AS | TO | ST | Blk | PF | Shooting % | 3P % | FT % | | | | |
| 12 Khamil Pierre | 36:12 | 10:18 | 0:0 | 5:9 | 3 | 12 | 15 | 3 | 5 | 25 | 3 | 7 | 0 | 1 | 8 | 12 | 13 | 0 | 1 | 8 | 1 | 0 | 1 | 18 | 37.5% | 0.0% | 100% | | |
| 1 Mikayla Blakes | 34:31 | 8:14 | 5:8 | 6:6 | 0 | 2 | 2 | 4 | 8 | 23 | 4 | 1 | 4 | 0 | 14 | 4 | 1 | 4 | 0 | 14 | 1 | 0 | 0 | 14 | 37.5% | 50.0% | 50.0% | | |
| 4 Madison Greene | 16:04 | 1:4 | 0:2 | 1:2 | 2 | 1 | 3 | 2 | 1 | 3 | 4 | 0 | 0 | 4 | 4 | 0 | 0 | 0 | 0 | 4 | 0 | 0 | 0 | 4 | 0.0% | 0.0% | 0.0% | | |
| 11 Jordyn Oliver | 36:55 | 14 | 3 | 0 | 0 | 4 | 4 | 8 | 1 | 2 | 0 | 3 | 0 | 2 | 12 | 3 | 2 | 0 | 12 | 3 | 0 | 2 | 12 | 37.5% | 0.0% | 66.7% | | | |
| 23 Iyana Moore | 37:20 | 1:9 | 1:2 | 0 | 0 | 0 | 0 | 3 | 0 | 3 | 4 | 7 | 3 | 0 | 10 | 1 | 0 | 3 | 0 | 10 | 1 | 0 | 0 | 10 | 0.0% | 0.0% | 100% | | |
| 5 Leiani Kapinus | 25:22 | 1:3 | 0:1 | 5:6 | 1 | 2 | 3 | 2 | 3 | 7 | 1 | 0 | 3 | 2 | 14 | 1 | 0 | 3 | 2 | 14 | 1 | 0 | 0 | 14 | 0.0% | 0.0% | 100% | | |
| 14 Ayana Mitchell | 04:01 | 0 | 0 | 0 | 0 | 0 | 0 | 0 | 0 | 0 | 0 | 0 | 0 | 0 | 0 | 0 | 0 | 0 | 0 | 0 | 0 | 0 | 0 | 0 | 0 | 0 | 0 | | |
| 20 Jane Nwabia | 03:30 | 0:0 | 0:0 | 1:2 | 0 | 0 | 0 | 1 | 1 | 1 | 0 | 1 | 0 | 0 | 1 | 1 | 0 | 0 | 0 | 1 | 1 | 0 | 0 | 1 | 0 | 0 | 0 | 0 | |
| 13 Justine Pissott | 04:56 | 1:2 | 0:1 | 0:0 | 0 | 0 | 0 | 0 | 0 | 2 | 0 | 0 | 0 | 0 | 1 | 0 | 0 | 0 | 0 | 1 | 0 | 0 | 0 | 1 | 0 | 0 | 0 | 0 | |
| Team | | | | | | | | | | | | | 41.7% | | | | | | | | | | | 41.7% | | | | | |
| Totals | | 21:54 | 61:14 | 23:31 | 15 | 25 | 40 | 19 | 22 | 71 | 12 | 23 | 19 | 2 | 21 | 11 | 12 | 23 | 19 | 2 | 2 | 11 | 1 | 71 | 38.9% | | | | |
| Technical Fouls: NONE | | | | | | | | | | | | | | | Technical Fouls: NONE | | | | | | | | | | | | | | |

| Vanderbilt - 71 | | | | | | | | | | | | | | | Arizona - 60 | | | | | | | | | | | | | | |
|-----------------------|-------|-------|-------|------|----------|-------|----|----|----|-----|--------|------------|------------|------|-----------------------|----------|-------|----|----|----|-----|--------|------------|------------|-------|-------|------|--|--|
| Record: 7-0 | | | | | | | | | | | | | | | Record: 6-2 | | | | | | | | | | | | | | |
| NO. Name | Min | FG | 3P | FT | Rebounds | Fouls | TP | AS | TO | ST | Blocks | PF | Shooting % | 3P % | FT % | Rebounds | Fouls | TP | AS | TO | ST | Blocks | PF | Shooting % | 3P % | FT % | | | |
| Min | FG | 3P | FT | Reb | Fouls | TP | AS | TO | ST | Blk | PF | Shooting % | 3P % | FT % | Reb | Fouls | TP | AS | TO | ST | Blk | PF | Shooting % | 3P % | FT % | | | | |
| 25 Breyia Cunningham | 35:14 | 6:13 | 0:0 | 1:2 | 4 | 5 | 9 | 3 | 2 | 17 | 1 | 1 | 3 | 0 | 10 | 11 | 4 | 3 | 0 | 10 | 0 | 0 | 10 | 37.5% | 0.0% | 50.0% | | | |
| 30 Issa Beh | 27:52 | 1:2 | 0:0 | 0:0 | 2 | 3 | 2 | 1 | 2 | 1 | 1 | 3 | 0 | 0 | 17 | 1 | 6 | 0 | 0 | 17 | 1 | 0 | 0 | 17 | 0.0% | 0.0% | 0.0% | | |
| 2 Jada Williams | 26:39 | 0:13 | 5:6 | 4 | 4 | 8 | 20 | 1 | 7 | 6 | 0 | 0 | 0 | 0 | 9 | 0 | 0 | 0 | 0 | 9 | 0 | 0 | 0 | 9 | 0.0% | 0.0% | 0.0% | | |
| 4 Skylar Jones | 03:25 | 3:9 | 0:1 | 0:1 | 0 | 0 | 0 | 0 | 4 | 2 | 6 | 1 | 0 | 1 | 0 | 0 | 0 | 0 | 0 | 0 | 0 | 0 | 0 | 0 | 0 | 0 | 0 | | |
| 23 Paulina Paris | 31:33 | 4:10 | 1:2 | 0:2 | 3 | 2 | 4 | 3 | 9 | 3 | 1 | 1 | 0 | 1 | 13 | 1 | 0 | 0 | 13 | 1 | 0 | 0 | 13 | 37.5% | 0.0% | 0.0% | | | |
| 11 Laylun Owens | 24:08 | 0:3 | 0:2 | 0:0 | 2 | 2 | 1 | 0 | 0 | 2 | 0 | 0 | 0 | 1 | 11 | 0 | 0 | 0 | 11 | 0 | 0 | 0 | 11 | 0.0% | 0.0% | 0.0% | | | |
| 11 Sahnya Jah | 16:16 | 3:6 | 0:0 | 0 | 0 | 1 | 1 | 4 | 1 | 2 | 0 | 0 | 0 | 0 | 2 | 0 | 0 | 0 | 2 | 0 | 0 | 0 | 2 | 0.0% | 0.0% | 0.0% | | | |
| 12 Montaya Dew | 09:04 | 0:2 | 0:0 | 0:0 | 0 | 0 | 0 | 1 | 0 | 2 | 1 | 0 | 0 | 1 | 2 | 0 | 0 | 0 | 2 | 0 | 0 | 0 | 2 | 0.0% | 0.0% | 0.0% | | | |
| 13 Madison Roll | 01:20 | 0:0 | 0:0 | 0:0 | 0 | 0 | 0 | 0 | 1 | 0 | 0 | 0 | 0 | 0 | 1 | 0 | 0 | 0 | 1 | 0 | 0 | 0 | 1 | 0.0% | 0.0% | 0.0% | | | |
| Team | | | | | | | | | | | | | 41.7% | | | | | | | | | | | 41.7% | | | | | |
| Totals | | 25:58 | 41:16 | 6:11 | 11 | 22 | 33 | 22 | 19 | 60 | 12 | 26 | 11 | 2 | 21 | 11 | 2 | 2 | 11 | 2 | 2 | 11 | 1 | 60 | 43.1% | | | | |
| Technical Fouls: NONE | | | | | | | | | | | | | | | Technical Fouls: NONE | | | | | | | | | | | | | | |

| Vanderbilt - 71 | | | | | | | | | | | | | | | Arizona - 60 | | | | | | | | | | | | | | |
|-----------------------|-------|-------|-------|------|----------|-------|----|----|----|-----|--------|------------|------------|------|-----------------------|----------|-------|----|----|----|-----|--------|------------|------------|-------|------|--|--|--|
| Record: 7-0 | | | | | | | | | | | | | | | Record: 6-2 | | | | | | | | | | | | | | |
| NO. Name | Min | FG | 3P | FT | Rebounds | Fouls | TP | AS | TO | ST | Blocks | PF | Shooting % | 3P % | FT % | Rebounds | Fouls | TP | AS | TO | ST | Blocks | PF | Shooting % | 3P % | FT % | | | |
| Min | FG | 3P | FT | Reb | Fouls | TP | AS | TO | ST | Blk | PF | Shooting % | 3P % | FT % | Reb | Fouls | TP | AS | TO | ST | Blk | PF | Shooting % | 3P % | FT % | | | | |
| 11 Laylun Owens | 24:08 | 0:3 | 0:2 | 0:0 | 2 | 2 | 1 | 0 | 0 | 2 | 0 | 0 | 0 | 1 | 11 | 0 | 0 | 0 | 11 | 0 | 0 | 0 | 11 | 0.0% | 0.0% | 0.0% | | | |
| 11 Sahnya Jah | 16:16 | 3:6 | 0:0 | 0 | 0 | 1 | 1 | 4 | 1 | 2 | 0 | 0 | 0 | 0 | 2 | 0 | 0 | 0 | 2 | 0 | 0 | 0 | 2 | 0.0% | 0.0% | 0.0% | | | |
| 12 Montaya Dew | 09:04 | 0:2 | 0:0 | 0:0 | 0 | 0 | 0 | 1 | 0 | 2 | 1 | 0 | 0 | 1 | 2 | 0 | 0 | 0 | 2 | 0 | 0 | 0 | 2 | 0.0% | 0.0% | 0.0% | | | |
| 13 Madison Roll | 01:20 | 0:0 | 0:0 | 0:0 | 0 | 0 | 0 | 0 | 1 | 0 | 0 | 0 | 0 | 0 | 1 | 0 | 0 | 0 | 1 | 0 | 0 | 0 | 1 | 0.0% | 0.0% | 0.0% | | | |
| Team | | | | | | | | | | | | | 41.7% | | | | | | | | | | | 41.7% | | | | | |
| Totals | | 25:58 | 41:16 | 6:11 | 11 | 22 | 33 | 22 | 19 | 60 | 12 | 26 | 11 | 2 | 21 | 11 | 2 | 2 | 11 | 2 | 2 | 11 | 1 | 60 | 43.1% | | | | |
| Technical Fouls: NONE | | | | | | | | | | | | | | | Technical Fouls: NONE | | | | | | | | | | | | | | |

| Vanderbilt - 71 | | | | | | | | | | | | | | | Arizona - 60 | | | | | | | | | | | | | | |
|-----------------------|-------|-------|-------|------|----------|-------|----|----|----|-----|--------|------------|------------|------|-----------------------|----------|-------|----|----|----|-----|--------|------------|------------|-------|------|--|--|--|
| Record: 7-0 | | | | | | | | | | | | | | | Record: 6-2 | | | | | | | | | | | | | | |
| NO. Name | Min | FG | 3P | FT | Rebounds | Fouls | TP | AS | TO | ST | Blocks | PF | Shooting % | 3P % | FT % | Rebounds | Fouls | TP | AS | TO | ST | Blocks | PF | Shooting % | 3P % | FT % | | | |
| Min | FG | 3P | FT | Reb | Fouls | TP | AS | TO | ST | Blk | PF | Shooting % | 3P % | FT % | Reb | Fouls | TP | AS | TO | ST | Blk | PF | Shooting % | 3P % | FT % | | | | |
| 11 Sahnya Jah | 16:16 | 3:6 | 0:0 | 0 | 0 | 1 | 1 | 4 | 1 | 2 | 0 | 0 | 0 | 0 | 2 | 0 | 0 | 0 | 2 | 0 | 0 | 0 | 2 | 0.0% | 0.0% | 0.0% | | | |
| 12 Montaya Dew | 09:04 | 0:2 | 0:0 | 0:0 | 0 | 0 | 0 | 1 | 0 | 2 | 1 | 0 | 0 | 1 | 2 | 0 | 0 | 0 | 2 | 0 | 0 | 0 | 2 | 0.0% | 0.0% | 0.0% | | | |
| 13 Madison Roll | 01:20 | 0:0 | 0:0 | 0:0 | 0 | 0 | 0 | 0 | 1 | 0 | 0 | 0 | 0 | 0 | 1 | 0 | 0 | 0 | 1 | 0 | 0 | 0 | 1 | 0.0% | 0.0% | 0.0% | | | |
| Team | | | | | | | | | | | | | 41.7% | | | | | | | | | | | 41.7% | | | | | |
| Totals | | 25:58 | 41:16 | 6:11 | 11 | 22 | 33 | 22 | 19 | 60 | 12 | 26 | 11 | 2 | 21 | 11 | 2 | 2 | 11 | 2 | 2 | 11 | 1 | 60 | 43.1% | | | | |
| Technical Fouls: NONE | | | | | | | | | | | | | | | Technical Fouls: NONE | | | | | | | | | | | | | | |

| Vanderbilt - 71 | | | | | | | | | | | | | | | Arizona - 60 | | | | | | | | | | | | | | |
|-----------------------|-------|-------|-------|------|----------|-------|----|----|----|-----|--------|------------|------------|------|-----------------------|----------|-------|----|----|----|-----|--------|------------|------------|-------|------|--|--|--|
| Record: 7-0 | | | | | | | | | | | | | | | Record: 6-2 | | | | | | | | | | | | | | |
| NO. Name | Min | FG | 3P | FT | Rebounds | Fouls | TP | AS | TO | ST | Blocks | PF | Shooting % | 3P % | FT % | Rebounds | Fouls | TP | AS | TO | ST | Blocks | PF | Shooting % | 3P % | FT % | | | |
| Min | FG | 3P | FT | Reb | Fouls | TP | AS | TO | ST | Blk | PF | Shooting % | 3P % | FT % | Reb | Fouls | TP | AS | TO | ST | Blk | PF | Shooting % | 3P % | FT % | | | | |
| 11 Sahnya Jah | 16:16 | 3:6 | 0:0 | 0 | 0 | 1 | 1 | 4 | 1 | 2 | 0 | 0 | 0 | 0 | 2 | 0 | 0 | 0 | 2 | 0 | 0 | 0 | 2 | 0.0% | 0.0% | 0.0% | | | |
| 12 Montaya Dew | 09:04 | 0:2 | 0:0 | 0:0 | 0 | 0 | 0 | 1 | 0 | 2 | 1 | 0 | 0 | 1 | 2 | 0 | 0 | 0 | 2 | 0 | 0 | 0 | 2 | 0.0% | 0.0% | 0.0% | | | |
| 13 Madison Roll | 01:20 | 0:0 | 0:0 | 0:0 | 0 | 0 | 0 | 0 | 1 | 0 | 0 | 0 | 0 | 0 | 1 | 0 | 0 | 0 | 1 | 0 | 0 | 0 | 1 | 0.0% | 0.0% | 0.0% | | | |
| Team | | | | | | | | | | | | | 41.7% | | | | | | | | | | | 41.7% | | | | | |
| Totals | | 25:58 | 41:16 | 6:11 | 11 | 22 | 33 | 22 | 19 | 60 | 12 | 26 | 11 | 2 | 21 | 11 | 2 | 2 | 11 | 2 | 2 | 11 | 1 | 60 | 43.1% | | | | |
| Technical Fouls: NONE | | | | | | | | | | | | | | | Technical Fouls: NONE | | | | | | | | | | | | | | |

GAME RECAPS

GAME 10 Vanderbilt at Miami

| | 1 | 2 | 3 | 4 | TOTAL |
|--|----|----|----|----|-----------|
| | 23 | 23 | 23 | 19 | 88 |
| | 13 | 18 | 24 | 15 | 70 |

DATE Dec. 4, 2024 **SITE** Watsco Center (Coral Gables, Fla.)

TIPOFF 4:00 p.m. **END** 5:55 p.m. **ELAPSED** 1:55
ATTENDANCE 2,107

DORES BREAK UP HURRICANES

CORAL GABLES, Fla. - Freshman Mikayla Blakes recorded her second-straight 20-plus point performance, while sophomore Khamil Pierre recorded her seventh double-double of the season Wednesday night in an 88-70 win at Miami as part of the SEC/ACC Challenge.

The duo of Blakes and Pierre combined to score 54 points against the Hurricanes. Pierre matched her career-best with a 28-point performance, while Blakes registered 26 points. It is the fourth time this season that the duo has scored over 20 points apiece in a game.

With the win, Vanderbilt improves to 9-1 on the year. The Commodores hand the Hurricanes their first loss of the 2024-25 campaign, as Miami now stands at 7-1 overall.

Pierre equalled her career-best performance of 28 points, which she first registered at Georgia on Feb. 11, 2024, as a freshman. The 6-2 forward also pulled down a game-best 13 rebounds to post her seventh double-double of the season, which is the second-most in all of NCAA Division I. It was her sixth game of the year with 20 or more points, while she added a team-best four steals to her stat line.

Blakes registered 26 points in the victory. It is Blakes' sixth game with 20 or more points this season, as her 26-point performance marks the 12th-most points scored in a game by a Vanderbilt freshman.

Senior Iyana Moore, who scored her 1,000th career point at Vandy in her last contest, registered 13 points in the win. It is Moore's 50th career game, scoring double-digit points at Vanderbilt. She also handed out a season-high seven assists. Graduate student Jordyn Oliver pulled down a season-best nine rebounds as the Commodores outrebound Miami 36-24.

The Commodores hit nine 3-point field goals on Wednesday, led by Blakes' five makes behind the arc, which ties her career-best performance. Vanderbilt shot an even 50 percent from the field, while Miami posted a 52.8 percent success rate from the field. The Dores forced Miami into 21 turnovers, which turned into 27 Vandy points.

BOX SCORE

| Vanderbilt - 88 | Record: 9-1 | | | | | | | | | | | | |
|---|-----------------|-------|-------|-----|-----|-----|----------|-------|----|----|----|--------|----|
| | NO. | Name | Min | FG | 3P | FT | Rebounds | Fouls | TP | AS | TS | Blocks | ± |
| 10 | Jane Nwabia | 35:01 | 1-3 | 0-2 | 0-0 | 1-1 | 2-0 | 2 | 1 | 0 | 0 | 0 | 4 |
| 12 | Khamil Pierre | 35:45 | 11-17 | 6-9 | 6-8 | 8-5 | 13-3 | 5 | 28 | 0 | 0 | 0 | 19 |
| 1 | Mikayla Blakes | 37:14 | 10-25 | 1-4 | 1-2 | 9-1 | 1-2 | 5 | 28 | 3 | 0 | 0 | 11 |
| 11 | Jordyn Oliver | 37:26 | 1-3 | 0-0 | 3-6 | 9-0 | 0-0 | 2 | 4 | 2 | 0 | 0 | 19 |
| 23 | Iyana Moore | 35:21 | 4-11 | 3-6 | 2-2 | 1-3 | 2-3 | 3 | 13 | 7 | 0 | 0 | 19 |
| 5 | Lailani Kapinus | 22:32 | 3-7 | 2-3 | 3-1 | 4-4 | 3 | 2 | 0 | 1 | 0 | 1 | 10 |
| 4 | Madison Greene | 19:50 | 3-4 | 1-1 | 0-0 | 0-0 | 0-0 | 1 | 7 | 3 | 0 | 0 | 9 |
| 14 | Aiyana Mitchell | 02:11 | 1-1 | 0-0 | 0-0 | 0-0 | 2-0 | 2 | 0 | 1 | 0 | 0 | -3 |
| Team | | | | | | | | | | | | | |
| Totals 34-60 (58.3%) 11-15 (73.3%) 17-19 (89.5%) 20-15 (73.3%) 1-1 (100%) | | | | | | | | | | | | | |

| Miami (FL) - 70 | Record: 7-1 | | | | | | | | | | | | |
|--|-------------------|-------|------|-----|-----|-----|----------|-------|----|----|----|--------|----|
| | NO. | Name | Min | FG | 3P | FT | Rebounds | Fouls | TP | AS | TS | Blocks | ± |
| 21 | Natalija Marshall | 15:00 | 2-5 | 0-1 | 1-1 | 1-3 | 4-2 | 1 | 15 | 0 | 0 | 0 | 10 |
| 44 | Cameron Williams | 27:28 | 7-10 | 0-0 | 1-4 | 5-3 | 4 | 14 | 1 | 2 | 0 | 0 | 19 |
| 4 | Jasmyne Roberts | 30:40 | 9-14 | 1-4 | 2-3 | 3-4 | 4 | 10 | 3 | 5 | 4 | 1 | 12 |
| 14 | Haley Cavinder | 30:21 | 5-12 | 0-0 | 3-4 | 4-0 | 0 | 13 | 5 | 3 | 0 | 0 | 16 |
| 15 | Hanna Cavinder | 27:43 | 3-4 | 0-0 | 0-0 | 1-0 | 8 | 2 | 2 | 0 | 0 | 0 | 19 |
| 17 | Lemayah Hyton | 05:18 | 3-2 | 1-1 | 0-0 | 0-0 | 1-0 | 0 | 2 | 0 | 0 | 0 | 19 |
| 16 | Daniela Abies | 05:09 | 0-0 | 0-0 | 0-2 | 1-1 | 2 | 0 | 0 | 0 | 0 | 0 | 13 |
| 9 | Ahlay Adams | 17:33 | 0-1 | 0-0 | 1-1 | 2-5 | 0-0 | 1 | 2 | 1 | 0 | 0 | -5 |
| 8 | Carione Rogers | 14:05 | 1-3 | 1-3 | 2-2 | 0-1 | 0-2 | 5 | 1 | 2 | 0 | 0 | 10 |
| 42 | Lash Harrison | 18:42 | 1-2 | 1-1 | 0-0 | 0-0 | 1-0 | 3 | 1 | 1 | 0 | 0 | 10 |
| Team | | | | | | | | | | | | | |
| Totals 28-53 (52.8%) 8-11 (72.7%) 16-18 (88.9%) 14-12 (58.3%) 1-1 (100%) | | | | | | | | | | | | | |

| Biggest lead | VAN | | MIA | | Points from Turnovers | VAN | | MIA | | Period by Period Scoring |
|------------------|---------------------------|---------------------------|----------------------------|---------------------------|-----------------------|----------------------------|----------------------------|----------------------------|----|--------------------------|
| | 20 (4 th 1:30) | 0 (1 st 10:00) | 14 (2 nd 10:00) | 0 (1 st 10:00) | | 14 (2 nd 10:00) | 14 (2 nd 10:00) | 10 (3 rd 10:00) | | |
| Best Scoring Run | 9 (2 nd 1:46) | 6 (2 nd 9:07) | Paint | 46 | 40 | 2 | 23 | 23 | 19 | 88 |
| Lead Changes | 0 | 0 | Second Chance | 16 | 2 | 2 | 2 | 2 | 2 | 18 |
| Times Tied | 0 | 0 | Fast Breaks | 9 | 3 | 2 | 2 | 2 | 2 | 10 |
| Time with Lead | 38:33 | 00:00 | Bench | 17 | 11 | 11 | 13 | 18 | 24 | 15 |

INDIVIDUAL LEADERS

| Points | VAN | | MIA | |
|----------|------------------------|--------------------------|---------------------------|-----------------------------------|
| | Khamil Pierre - 28 pts | Jasmyne Roberts - 19 pts | Cameron Williams - 14 pts | Natalija Marshall - 10 pts |
| Rebounds | Khamil Pierre - 13 reb | Cameron Williams - 5 reb | Jordyn Oliver - 9 reb | N. Marshall/Hal. Cavinder - 4 reb |
| Assists | Iyana Moore - 7 ast | Haley Cavinder - 5 ast | Jasmyne Roberts - 4 ast | Jasmyne Roberts - 4 ast |
| Steals | Khamil Pierre - 4 stl | Jasmyne Roberts - 4 stl | Lemayah Hyton - 2 stl | Lemayah Hyton - 2 stl |
| Blocks | Iyana Moore - 1 blk | Daniela Abies - 1 blk | | |

GAME 11 Vanderbilt vs. Evansville

| | 1 | 2 | 3 | 4 | TOTAL |
|--|----|----|----|----|------------|
| | 12 | 8 | 11 | 9 | 40 |
| | 34 | 24 | 28 | 20 | 106 |

DATE Dec. 14, 2024 **SITE** Memorial Gymnasium (Nashville, Tenn.)

TIPOFF 2:00 p.m. **END** 3:55 p.m. **ELAPSED** 1:55
ATTENDANCE 2,599

PIERRE'S RECORD-SETTING EFFORT LIFTS DORES PAST EVANSVILLE

NASHVILLE, Tenn. - Sophomore Khamil Pierre set the Vanderbilt women's basketball single-game scoring record on Saturday, registering 42 points in a 106-40 win over Evansville, as the Commodores improve to 10-1 on the year.

Pierre put on one of the most memorable performances in Vanderbilt women's basketball history, as she posted 42 points, 18 rebounds, and eight steals in the win over the Purple Aces. Her 42-point performance set a new program record for most points scored in a single game, passing the previous mark of 41 points shared by Chantelle Anderson (Feb. 8, 2001) and Cijah Harbison (Jan. 29, 2023).

Vanderbilt improves to 10-1 overall on the year, as the 66-point win over Evansville is tied for the sixth-largest margin of victory in program history. The Dores have now won 18-straight home games against nonconference foes.

The 42 points and 18 rebounds against the Purple Aces establishes career highs for Pierre in each category. Pierre's combined 60 points and rebounds are the most collected by a Vanderbilt women's basketball player in a game in program history. Her 42-point performance on Saturday also extends the 6-2 forward's career-long double-digit scoring streak to 13 games dating back to last season. Pierre also registers her eighth double-double of the season, which is tied for the sixth-most in a season since 1999-00.

The Phoenix, Arizona, native got her day started with a bang, as she scored 20 points in the first quarter. Pierre's performance in the opening frame on Saturday marked the most points scored by a Commodore in the first quarter in program history. Additionally, Pierre ties Marnelle Garrau's program record for most points scored in any quarter, which was set on Jan. 16, 2023, in the fourth quarter at Arkansas.

For Pierre, her eight steals against Evansville established a new career-high mark, while it is tied for the sixth-most steals in a game in program history.

The Commodores broke the century mark for the third time this season, as the 106 points are the most scored in a game this season. It is also the most points Vanderbilt has scored in a game since Nov. 25, 2019, in a 106-55 win at Tennessee State. The 106 points are the most points registered by the Dores at Memorial Gym since Nov. 26, 2010, when Vandy posted a 111-53 victory over Quinnipiac.

Reigning SEC Freshman of the Week, Mikayla Blakes scored 20 or more points for the seventh time this season with a 22-point performance against Evansville. The three-time SEC Freshman of the Week extended her double-digit scoring streak to 11 games to begin her Vanderbilt career. Graduate student Lailani Kapinus also posted a double-double in the win, as she pulled down a season-high 11 rebounds to go along with 10 points off the bench. It is Kapinus' second double-double of the season, while it is the 13th of her career. Senior Iyana Moore's 10-point effort pushes her double-digit scoring streak to four games. Moore's 10 points moved into 38th place on Vanderbilt's all-time scoring list with 1,025 points.

BOX SCORE

| Vanderbilt - 106 | Record: 10-1 | | | | | | | | | | | | |
|--|------------------|-------|-------|-----|-----|------|----------|-------|----|----|----|--------|----|
| | NO. | Name | Min | FG | 3P | FT | Rebounds | Fouls | TP | AS | TS | Blocks | ± |
| 10 | Jane Nwabia | 15:30 | 1-5 | 0-3 | 0-0 | 1-0 | 1-0 | 0 | 2 | 2 | 0 | 0 | 17 |
| 12 | Khamil Pierre | 37:32 | 19-28 | 0-0 | 4-6 | 9-10 | 18 | 4 | 7 | 42 | 1 | 8 | 11 |
| 1 | Mikayla Blakes | 36:07 | 7-19 | 1-4 | 2-2 | 2-2 | 3 | 1 | 4 | 2 | 0 | 0 | 14 |
| 11 | Jordyn Oliver | 24:38 | 3-4 | 0-0 | 2-2 | 2-4 | 0 | 6 | 1 | 2 | 0 | 0 | 43 |
| 23 | Iyana Moore | 20:25 | 3-10 | 1-7 | 3-4 | 0 | 1 | 4 | 2 | 7 | 0 | 0 | 1 |
| 4 | Madison Greene | 21:51 | 1-6 | 0-2 | 2-2 | 3 | 1 | 4 | 1 | 1 | 0 | 0 | 4 |
| 5 | Lailani Kapinus | 22:19 | 5-9 | 0-1 | 0-0 | 6-5 | 11 | 2 | 10 | 2 | 2 | 0 | 41 |
| 14 | Aiyana Mitchell | 02:17 | 2-3 | 0-0 | 0-0 | 1-3 | 4 | 1 | 1 | 4 | 0 | 0 | 18 |
| 24 | Apa Mikauri | 07:45 | 0-3 | 0-3 | 0-0 | 2-2 | 0 | 0 | 0 | 0 | 0 | 0 | 6 |
| 3 | Justine Pissotti | 07:29 | 1-3 | 0-1 | 0-0 | 1-0 | 1 | 0 | 0 | 0 | 0 | 0 | 11 |
| 2 | Jack Brown | 06:19 | 1-1 | 0-0 | 0-0 | 0-0 | 0 | 0 | 2 | 0 | 0 | 0 | 4 |
| 30 | Troy Wilson | 02:48 | 1-3 | 0-1 | 0-0 | 1-1 | 0 | 0 | 2 | 0 | 0 | 0 | 21 |
| Team | | | | | | | | | | | | | |
| Totals 44-83 (53.1%) 12-19 (63.2%) 28-28 (100%) 15-18 (83.3%) 23-22 (100%) | | | | | | | | | | | | | |

| Biggest lead | VAN | | EVA | | Points from Turnovers | VAN | | EVA | | Period by Period Scoring |
|------------------|---------------------------|---------------------------|----------------------------|---------------------------|-----------------------|----------------------------|----------------------------|----------------------------|-----|--------------------------|
| | 31 (1 st 8:49) | 48 (4 th 1:45) | 12 (2 nd 10:00) | 0 (1 st 10:00) | | 20 (7 th 10:00) | 14 (2 nd 10:00) | 10 (3 rd 10:00) | | |
| Best Scoring Run | 13 (1 st 8:49) | 12 (4 th 3:47) | Paint | 20 | 76 | 2 | 2 | 2 | 2 | 10 |
| Lead Changes | 2 | 0 | Second Chance | 9 | 40 | 1 | 2 | 2 | 2 | 10 |
| Times Tied | 0 | 0 | Fast Breaks | 0 | 25 | 2 | 2 | 2 | 2 | 10 |
| Time with Lead | 02:02 | 0 | Bench | 9 | 24 | 24 | 28 | 20 | 106 | 106 |

| Points | VAN | | EVA | |
|----------|-----------------------------|------------------------------|--------------------------|--------------------------|
| | Khamil Pierre - 42 pts | Mikayla Blakes - 20 pts | Camryn Runner - 11 pts | Mikayla Blakes - 16 pts |
| Rebounds | Khamil Pierre - 18 reb | Maggie Hartwig - 10 reb | Lailani Kapinus - 11 reb | Lailani Kapinus - 11 reb |
| Assists | M. Blakes/I. Moore - 3 ast | L. Kapinus/J. Nwabia - 2 ast | Claudia Clement - 3 ast | Claudia Clement - 3 ast |
| Steals | Khamil Pierre - 8 stl | Lailani Kapinus - 5 stl | Aiyana Mitchell - 2 blk | Aiyana Mitchell - 2 blk |
| Blocks | I. Moore/L. Kapinus - 1 blk | Camryn Runner - 1 blk | | |

INDIVIDUAL LEADERS

| Points | VAN | | EVA | |
|----------|-----------------------------|------------------------------|--------------------------|--------------------------|
| | Khamil Pierre - 42 pts | Mikayla Blakes - 20 pts | Camryn Runner - 11 pts | Mikayla Blakes - 16 pts |
| Rebounds | Khamil Pierre - 18 reb | Maggie Hartwig - 10 reb | Lailani Kapinus - 11 reb | Lailani Kapinus - 11 reb |
| Assists | M. Blakes/I. Moore - 3 ast | L. Kapinus/J. Nwabia - 2 ast | Claudia Clement - 3 ast | Claudia Clement - 3 ast |
| Steals | Khamil Pierre - 8 stl | Lailani Kapinus - 5 stl | Aiyana Mitchell - 2 blk | Aiyana Mitchell - 2 blk |
| Blocks | I. Moore/L. Kapinus - 1 blk | Camryn Runner - 1 blk | | |

GAME 12 Vanderbilt at Dayton

| | 1 | 2 | 3 | 4 | TOTAL |
|--|----|----|----|----|-----------|
| | 33 | 13 | 13 | 21 | 80 |
| | 15 | 24 | 17 | 10 | 66 |

DATE Dec. 19, 2024 **SITE** UD Arena (Dayton, Ohio)

TIPOFF 6:02 p.m. **CT END** 7:43 p.m. **ELAPSED** 1:41
ATTENDANCE 1,632

DORES FLYOVER DAYTON

DAYTON, Ohio - Sophomore Madison Greene made the most of her return to her home state, as the guard registered a career-high 25 points off the bench in an 80-66 win at Dayton on Thursday night.

Greene, a native of Columbus, Ohio, recorded the first 20-plus point performance of her collegiate career in her return to the Buckeye State. Her 25 points off the bench marked the first time that a Dore scored at least 25 points in a reserve role since Erin Whalen's 25-point performance vs. No. 10-ranked South Carolina on Jan. 18, 2018. It is Greene's seventh game this season with double-digit points, while it is the sixth time she has scored 10-plus points off the bench this season.

With the win, Vanderbilt improves to 11-1 on the year, while Dayton falls 6-5. The Commodores collect their seventh-straight road win with the victory over the Flyers, a streak that dates back to last season.

Greene was one of four double-digit scorers for Vanderbilt on Thursday night. Freshman Mikayla Blakes tallied 16 points and collected a game-high five steals. Blakes' performance vs. the Flyers pushed her double-digit scoring streak to 12 games to open her Vanderbilt career.

Sophomore Khamil Pierre extended her double-digit scoring streak to 14 games with a 14-point, 10-rebound effort. It is Pierre's eighth double-double of the season, which is second in all of NCAA Division I. Senior Iyana Moore matched Pierre with 14 points of her own. Moore's 14-point performance gives her 1,039 career points, which puts her in a tie for 35th on Vanderbilt's all-time scoring list with Chelsie Hall.

As a team, the Commodores shot 38.2 percent from the field, while Dayton connected on 49.1 percent on its shots. Vanderbilt forced the Flyers into 26 turnovers and collected 16 steals, 10 of which came in the first quarter. Vandy hit nine 3-point field goals in the victory, with seven coming in the opening stanza. The Commodores outscored Dayton 32-7 in points off turnovers.

BOX SCORE

| Vanderbilt - 80 | Record: 11-1 | | | | | | | | | | | | |
|-----------------|----------------|-------|--------|-----|-----|-------|----------|-------|----|----|----|--------|----|
| | NO. | Name | Min | FG | 3P | FT | Rebounds | Fouls | TP | AS | TS | Blocks | ± |
| 10 | Jane Nwabia | 11:38 | 1-2 | 0-1 | 1-1 | 1-2 | 2-1 | 3 | 0 | 0 | 0 | 0 | 4 |
| 12 | Khamil Pierre | 35:21 | 7-19 | 0-0 | 5-5 | 10-10 | 2 | 14 | 5 | 0 | 0 | 0 | 19 |
| 1 | Mikayla Blakes | 35:50 | 6-17 | 2-8 | 2-2 | 1-0 | 4-4 | 2 | 16 | 1 | 0 | 0 | 11 |
| 11 | Jordyn Oliver | 38:20 | 2-4 | 0-0 | 2-2 | 3-5 | 2-1 | 6 | 7 | 1 | 3 | 0 | 18 |
| 23 | Iyana Moore | 38:36 | 5-16 | 4-9 | 0-0 | 3-3 | 2-0 | 14 | 4 | 3 | 1 | 0 | 8 |
| 4 | Madison Greene | 31:51 | 7-14</ | | | | | | | | | | |

GAME RECAPS

GAME 13 Vanderbilt vs. West Georgia

| | 1 | 2 | 3 | 4 | TOTAL |
|--|----|----|----|----|------------|
| | 14 | 13 | 25 | 16 | 68 |
| | 24 | 35 | 20 | 24 | 103 |

DATE Dec. 21, 2024 **SITE** Memorial Gymnasium (Nashville, Tenn.)

TIPOFF 11:00 a.m. **END** 12:43 p.m. **ELAPSED** 1:43
ATTENDANCE 2,634

DORES OUTRUN WOLVES

NASHVILLE, Tenn. – The Vanderbilt women's basketball team broke the 100-point plateau for the fourth time this season as the Commodores collected a 103-68 win over West Georgia on Saturday afternoon at Memorial Gymnasium.

The Commodores got a 20-plus point performance from freshman Mikayla Blakes and sophomore Khamil Pierre for the sixth time this season. Blakes registered a game-high 24 points to extend her double-digit scoring streak to 13 games to begin her Vanderbilt career. Meanwhile, Pierre registered her fourth-straight double-double, 10th overall this season. The 6-2 forward has collected a double-double in six of her last seven games, as her 10 double-doubles overall are the fifth-most collected by a Commodore in a single season in program history. Blakes and Pierre are the only pair of teammates in NCAA Division I, both on the men's side and women's side, to average over 20.0 points per game this season.

With the victory, Vanderbilt improves to 12-1 on the year, while West Georgia falls to 5-5. The Dores have now won 19-straight home games against nonconference teams dating back to the 2022-23 campaign. The Commodores led from start to finish against the Wolves, as Vandy collected its ninth-straight victory overall at Memorial Gymnasium. Additionally, it is Vanderbilt's sixth victory of 35 or more points during the 2024-25 campaign.

Senior Iyana Moore registered 16 points to extend her double-digit scoring streak to six games. Moore's performance against West Georgia moved her to No. 34 on Vanderbilt's all-time scoring list, as she now has 1,055 career points, one point away from moving into 33rd on the list. Graduate student Leilani Kapinus rounded out a quartet of double-digit scorers for the Commodores, scoring 10 points off the bench.

The Dores shot 48.8 percent from the field while limiting West Georgia to a 36.8 percent clip in field goal percentage. Vanderbilt forced 26 turnovers and collected 17 steals in the win, as the Commodores outscored UWG, 37-16, in points off turnovers. Vandy has now collected 16 or more steals in each of its last three contests.

BOX SCORE

| West Ga. - 68 | | | | | | | | | | | | |
|---------------------|-------|-------|------|-------|----------|----|----|----|----|----|--------|-----|
| NO. Name | Min | FG | 3P | FT | Rebounds | | PF | TP | AS | ST | Blocks | +/- |
| | | | | | OR | DR | | | | | | |
| 12 Destiny Jones | 28:19 | 2-6 | 0-0 | 4-4 | 0 | 4 | 1 | 2 | 3 | 0 | 1 | 23 |
| 14 Arianna Blake | 22:09 | 5-8 | 0-0 | 0-2 | 1 | 1 | 1 | 1 | 1 | 1 | 0 | 18 |
| 2 Zuriyah Davis | 24:51 | 3-14 | 2-6 | 0 | 1 | 1 | 1 | 1 | 1 | 1 | 1 | 12 |
| 3 Mikayla Anderson | 19:42 | 2-7 | 0-0 | 2-2 | 3 | 4 | 2 | 3 | 0 | 0 | 0 | 12 |
| 5 Grace O'Gara | 24:44 | 3-9 | 0-0 | 2 | 1 | 1 | 1 | 0 | 0 | 0 | 0 | 11 |
| 30 K'Nairi Holliday | 25:48 | 1-3 | 0-1 | 0-0 | 6 | 6 | 4 | 0 | 2 | 3 | 0 | 10 |
| 1 Sydney Tolbert | 29:02 | 6-14 | 1-4 | 2-2 | 3 | 3 | 2 | 1 | 1 | 1 | 1 | 10 |
| 13 Brecca Ledford | 18:14 | 3-6 | 0-0 | 2 | 1 | 1 | 1 | 1 | 0 | 0 | 0 | 9 |
| 15 Riley Black | 04:09 | 0-1 | 0-0 | 2 | 2 | 2 | 0 | 0 | 0 | 0 | 0 | 1 |
| 21 Hannah Hicks | 01:26 | 0-0 | 0-0 | 0 | 0 | 0 | 0 | 0 | 0 | 0 | 0 | 1 |
| 10 Caitie Trower | 01:18 | 0-0 | 0-0 | 0 | 0 | 0 | 0 | 0 | 0 | 0 | 0 | 1 |
| 11 Gaila-Tor | 01:18 | 0-0 | 0-0 | 0 | 0 | 0 | 0 | 0 | 0 | 0 | 0 | 1 |
| Team | | | | | 4 | 5 | 0 | 0 | 0 | 0 | 0 | |
| Totals | 25:08 | 10/29 | 8/12 | 18/23 | 41 | 14 | 10 | 13 | 25 | 18 | 3 | 33 |

| Vanderbilt - 103 | | | | | | | | | | | | |
|--------------------|-------|-------|-------|-------|----------|----|-----|-----|----|----|--------|-----|
| NO. Name | Min | FG | 3P | FT | Rebounds | | PF | TP | AS | ST | Blocks | +/- |
| | | | | | OR | DR | | | | | | |
| 10 J'ane Nwabia | 15:03 | 2-2 | 1-1 | 0-0 | 1 | 1 | 1 | 1 | 1 | 0 | 0 | 21 |
| 12 Khamil Pierre | 22:43 | 10-15 | 0-0 | 3-4 | 4 | 6 | 10 | 4 | 2 | 3 | 1 | 18 |
| 1 Mikayla Blakes | 27:09 | 12-20 | 0-0 | 2 | 4 | 0 | 24 | 6 | 2 | 3 | 0 | 17 |
| 11 Jordyn Oliver | 31:74 | 0-0 | 0-0 | 1 | 1 | 2 | 0 | 2 | 2 | 4 | 3 | 18 |
| 23 Iyana Moore | 21:29 | 5-16 | 3-9 | 3-4 | 1 | 1 | 2 | 0 | 1 | 0 | 0 | 16 |
| 4 Madison Greene | 11:26 | 0-0 | 0-0 | 2 | 2 | 1 | 1 | 1 | 0 | 1 | 0 | 13 |
| 14 Ayana Mitchell | 16:07 | 2-4 | 0-0 | 3 | 2 | 5 | 2 | 0 | 2 | 0 | 2 | 7 |
| 5 Leilani Kapinus | 22:40 | 4-7 | 1-3 | 1-1 | 1 | 1 | 1 | 1 | 1 | 0 | 1 | 11 |
| 24 Aga Makurat | 16:42 | 0-4 | 0-4 | 0 | 3 | 2 | 0 | 0 | 2 | 1 | 0 | 1 |
| 13 Justine Piscott | 11:13 | 1-2 | 1-2 | 0 | 4 | 5 | 1 | 1 | 1 | 0 | 0 | 4 |
| 23 Jastia Brown | 10:00 | 2-1 | 1-2 | 0 | 2 | 1 | 1 | 1 | 0 | 1 | 0 | 4 |
| 30 Trinity Wilson | 05:43 | 3-3 | 0-0 | 0-0 | 2 | 2 | 0 | 0 | 1 | 0 | 0 | 3 |
| Team | | | | | 6 | 2 | 8 | 0 | 0 | 0 | 0 | |
| Totals | 41:44 | 72/77 | 14/19 | 24/27 | 51 | 11 | 113 | 103 | 23 | 13 | 7 | 33 |

| Technical Fouls:Personnel 4*24.4 | | | | | | | | | | | | | |
|----------------------------------|--|------------|--|------------|--|-----------------------|--|--------------|--|--------------------------|--|----------------------|--|
| Biggest lead | | Wolves | | Vandy | | Points from Turnovers | | Wolves/Vandy | | Period by Period Scoring | | Technical Fouls:NONE | |
| 10 (11:10.00) | | 12 (4:44) | | 16 (3:37) | | 22 (9:25) | | 15 (3:22) | | 15 (3:22) | | 15 (3:22) | |
| Best Scoring Run | | 15 (11:15) | | 21 (11:21) | | 13 (3:29) | | 13 (3:29) | | 13 (3:29) | | 13 (3:29) | |
| Lead Changes | | 0 | | 0 | | 0 | | 0 | | 0 | | 0 | |
| Times Tied | | 0 | | 0 | | 0 | | 0 | | 0 | | 0 | |
| Time with Lead | | 00:00 | | 39:30 | | Bench | | 29 | | 35 | | 24 (10:30) | |

INDIVIDUAL LEADERS

| Points | Mikayla Blakes - 24 pts Khamil Pierre - 23 pts | Sydney Tolbert - 15 pts A. Blake/B. Ledford - 10 pts |
|----------|---|---|
| Rebounds | Khamil Pierre - 10 reb Three Tied w/ 5 reb | Destiny Jones - 9 reb Amanda Blake - 9 reb |
| Assists | Mikayla Blakes - 6 ast Leilani Kapinus - 4 ast | Grace O'Gara - 5 ast Mykah Anderson - 4 ast |
| Steals | Jordyn Oliver - 4 stl M.Blakes/K. Pierre - 3 stl | Mykah Anderson - 3 stl Four Tied w/ 1 stl |
| Blocks | Jordyn Oliver - 3 blk Ayana Mitchell - 2 blk | Destiny Jones - 2 blk Grace O'Gara - 1 blk |

GAME 14 Vanderbilt vs. Alabama A&M

| | 1 | 2 | 3 | 4 | TOTAL |
|--|----|----|----|----|-----------|
| | 16 | 11 | 19 | 18 | 64 |
| | 24 | 21 | 22 | 26 | 93 |

DATE Dec. 29, 2024 **SITE** Memorial Gymnasium (Nashville, Tenn.)

TIPOFF 11:00 a.m. **END** 12:53 p.m. **ELAPSED** 1:53
ATTENDANCE 3,061

DORES TAME BULLDOGS

NASHVILLE, Tenn. – The Commodores closed the 2024 calendar year with a resounding 93-64 victory over Alabama A&M at Memorial Gymnasium to end the nonconference portion of the 2024-25 season.

The win over the Bulldogs marked Vanderbilt's 20-straight home victory over a nonconference opponent, a streak that started during the 2022-23 season. The Commodores are now 33-3 against non-SEC teams at Memorial Gymnasium under head coach Shea Ralph.

The Commodores ended the nonconference portion of its schedule at 13-1 for the second-straight season. Vanderbilt heads into SEC play with a program record 13 wins for the second time in as many years. Additionally, the Dores have opened back-to-back campaigns at 13-1 or better for the first time in program history, as the 2023-24 team also opened at 16-1.

Sophomore Khamil Pierre extended her double-digit scoring streak to 16 games with a 29-point effort against the Bulldogs. Pierre's streak is the longest for a Commodore since 2013-14, when Christina Foggie registered double-digit points in 19-straight games. Pierre's 16-straight games with 10 or more points are tied for the seventh-longest double-digit scoring streak by a Dore since 1999-00. It is also Pierre's ninth game with 20-plus points this season.

Senior Iyana Moore extended her season-long double-digit scoring streak to seven games with a 16-point effort. Moore added a season-best seven assists to her stat line to Alabama A&M. She was one of two Commodores to collect seven or more assists on Sunday, as graduate student Jordyn Oliver dished out a season-high eight assists.

Sophomore Madison Greene registered 12 points in a reserve role. It is Greene's sixth game with 10 or more points off the bench this season, while it is her seventh double-digit scoring performance overall this year. Greene also added a career-high rebound in Sunday's victory.

The Commodores shot 56.3 percent from the field against Alabama A&M. It is the sixth time this season that the Dores have posted a field goal percentage higher than 50 percent. Vanderbilt collected 13 steals, marking the fourth-straight game Vandy has posted 10 or more steals.

BOX SCORE

| Alabama A&M - 64 | | | | | | | | | | | | |
|--------------------------|-------|------|-----|------|----------|----|----|----|----|----|--------|-----|
| NO. Name | Min | FG | 3P | FT | Rebounds | | PF | TP | AS | ST | Blocks | +/- |
| | | | | | OR | DR | | | | | | |
| 3 Alisa Wilson | 22:19 | 5-10 | 0-0 | 3-4 | 5 | 5 | 10 | 4 | 2 | 1 | 1 | 15 |
| 0 Daran Burgin | 04:49 | 1-2 | 0-0 | 0-0 | 0 | 0 | 0 | 0 | 0 | 0 | 0 | 1 |
| 2 Jayah Harris-Smith | 34:23 | 2-4 | 0-0 | 0-2 | 3 | 3 | 3 | 4 | 7 | 2 | 1 | 10 |
| 4 Kourtney Hittensberger | 23:46 | 7-14 | 1-1 | 0-0 | 3 | 3 | 1 | 0 | 1 | 0 | 0 | 10 |
| 24 Lauren Penderton | 32:46 | 5-12 | 0-1 | 2-3 | 1 | 1 | 2 | 3 | 1 | 0 | 0 | 9 |
| 12 Tai Harvey | 13:56 | 1-2 | 1-1 | 0-0 | 0 | 1 | 1 | 0 | 0 | 0 | 0 | 9 |
| 1 Malyni Wilkerson | 25:49 | 0-4 | 0-0 | 0-0 | 1 | 1 | 0 | 1 | 1 | 1 | 0 | 9 |
| 21 LaCambria Shakespeare | 04:59 | 0-0 | 0-0 | 0-0 | 1 | 1 | 0 | 0 | 0 | 0 | 0 | 1 |
| 11 Anya Palmer | 17:25 | 1-3 | 0-0 | 0-0 | 1 | 6 | 1 | 1 | 2 | 0 | 0 | 14 |
| 8 Nyia Allen | 05:37 | 0-0 | 0-0 | 0-0 | 0 | 0 | 0 | 0 | 0 | 0 | 0 | 1 |
| 22 Shatori Sanders | 04:22 | 1-3 | 0-1 | 0-0 | 1 | 1 | 0 | 2 | 0 | 0 | 0 | 1 |
| Team | | | | | 0 | 3 | 0 | 0 | 0 | 0 | 0 | |
| Totals | 27:44 | 5/16 | 2/9 | 9/21 | 30 | 14 | 9 | 64 | 13 | 19 | 2 | 29 |

| Vanderbilt - 93 | | | | | | | | | | | | |
|--------------------|-------|-------|------|-------|----------|----|----|----|----|----|--------|-----|
| NO. Name | Min | FG | 3P | FT | Rebounds | | PF | TP | AS | ST | Blocks | +/- |
| | | | | | OR | DR | | | | | | |
| 10 J'ane Nwabia | 18:21 | 3-4 | 0-1 | 3-3 | 1 | 2 | 2 | 3 | 2 | 1 | 0 | 14 |
| 12 Khamil Pierre | 29:22 | 13-19 | 0-0 | 3-5 | 5 | 2 | 7 | 2 | 4 | 2 | 4 | 11 |
| 1 Mikayla Blakes | 17:01 | 2-9 | 0-0 | 1-3 | 2 | 0 | 3 | 0 | 1 | 1 | 3 | 4 |
| 11 Jordyn Oliver | 31:59 | 2-5 | 0-0 | 0-0 | 1 | 6 | 7 | 2 | 0 | 0 | 0 | 35 |
| 23 Iyana Moore | 33:44 | 1-7 | 0-0 | 2-2 | 4 | 1 | 2 | 1 | 6 | 7 | 2 | 1 |
| 4 Madison Greene | 26:12 | 5-7 | 1-3 | 1-2 | 1 | 5 | 6 | 0 | 1 | 1 | 0 | 18 |
| 14 Ayana Mitchell | 10:24 | 3-4 | 0-0 | 0-1 | 0 | 4 | 1 | 1 | 0 | 0 | 0 | 9 |
| 5 Leilani Kapinus | 18:30 | 1-1 | 0-0 | 0-0 | 1 | 1 | 0 | 0 | 0 | 0 | 0 | 18 |
| 24 Aga Makurat | 07:14 | 3-4 | 2-3 | 0-0 | 0 | 0 | 0 | 0 | 0 | 0 | 0 | 1 |
| 2 Jastia Brown | 04:01 | 0-0 | 0-0 | 0-0 | 0 | 0 | 0 | 0 | 2 | 0 | 0 | 2 |
| 13 Justine Piscott | 04:01 | 1-1 | 0-0 | 0-0 | 0 | 0 | 0 | 0 | 2 | 0 | 0 | 2 |
| 30 Trinity Wilson | 01:51 | 0-0 | 0-0 | 0-0 | 0 | 0 | 0 | 0 | 0 | 0 | 0 | 2 |
| Team | | | | | 0 | 3 | 4 | 0 | 0 | 0 | 0 | |
| Totals | 40:71 | 51/81 | 8/14 | 13/24 | 41 | 21 | 44 | 93 | 23 | 13 | 2 | 29 |

| Technical Fouls:NONE | | | | | | | | | | | | | |
|----------------------|--|-------------|--|---------------|--|-----------------------|--|------------|--|--------------------------|--|----------------------|--|
| Biggest lead | | AAMU | | VANDY | | Points from Turnovers | | AAMU/VANDY | | Period by Period Scoring | | Technical Fouls:NONE | |
| 10 (11:10.00) | | 31 (4:15.7) | | 42 (6:00) | | 16 (3:29) | | 16 (3:29) | | 16 (3:29) | | 16 (3:29) | |
| Best Scoring Run | | 6 (4:29.30) | | 10 (11:24.24) | | 9 (3:19) | | 9 (3:19) | | 9 (3:19) | | 9 (3:19) | |
| Lead Changes | | 0 | | 0 | | 0 | | 0 | | 0 | | 0 | |
| Times Tied | | 0 | | 0 | | 0 | | 0 | | 0 | | 0 | |
| Time with Lead | | 00:00 | | 38:51 | | Bench | | 18 | | 30 | | 24 (10:30) | |

INDIVIDUAL LEADERS

| Points | Khamil Pierre - 29 pts Iyana Moore - 16 pts | Sydney Tolbert - 15 pts A. Blake/B. Ledford - 10 pts |
|----------|---|---|
| Rebounds | Jordyn Oliver - 7 reb Khamil Pierre - 7 reb | Destiny Jones - 9 reb Amanda Blake - 9 reb |
| Assists | Jordyn Oliver - 8 ast Iyana Moore - 7 ast | Grace O'Gara - 5 ast Mykah Anderson - 4 ast |
| Steals | Khamil Pierre - 4 stl M.Blakes/J. Oliver - 3 stl | Mykah Anderson - 3 stl Four Tied w/ 1 stl |
| Blocks | Mikayla Blakes - 1 blk Khamil Pierre - 1 blk | Destiny Jones - 2 blk Grace O'Gara - 1 blk |

GAME 15 Vanderbilt vs. Georgia

| | 1 | 2 | 3 | 4 | TOTAL |
|--|----|----|----|----|------------|
| | 13 | 16 | 28 | 25 | 82 |
| | 26 | 24 | 29 | 29 | 108 |

DATE Jan. 2, 2025 **SITE** Memorial Gymnasium (Nashville, Tenn.)

TIPOFF 6:30 p.m. **END** 8:30 p.m. **ELAPSED** 2:00
ATTENDANCE 3,120

GAME RECAPS

GAME 16 Vanderbilt vs. 16/16 Kentucky

| | 1 | 2 | 3 | 4 | TOTAL |
|--|----|----|----|----|-----------|
| | 23 | 23 | 23 | 19 | 88 |
| | 13 | 18 | 24 | 15 | 70 |

DATE Jan. 5, 2025 **SITE** Memorial Gymnasium (Nashville, Tenn.)

TIPOFF 2:00 p.m. **END** 3:47 p.m. **ELAPSED** 1:47
ATTENDANCE 8,501

DORES FALL TO WILDCATS

NASHVILLE, Tenn. - The Vanderbilt women's basketball team dropped its first SEC contest of the 2024-25 season Sunday afternoon, as the Commodores fell 96-78 to No. 16-ranked Kentucky at Memorial Gym.

Freshman Mikayla Blakes led the way for the Dores with a game-high 24 points. The guard recorded her 10th contest with 20 or more points this season, the most collected by a Vanderbilt freshman in program history. The Somerset, New Jersey, native hit three 3-point field goals and collected a team-best three steals against the Wildcats.

Sophomore Khamil Pierre posted a double-double for the 11th time this season, as the forward scored 19 points and pulled down 11 rebounds. Pierre matched her career high in assists with five. The forward's 19 points extend her double-digit scoring streak to 18 games. It is the sixth-longest double-figure scoring streak by a Commodore since 1999-00.

Senior Iyana Moore registered a season-high 17 points for the second time this season, which she first accomplished vs. Michigan State on Nov. 27. The guard drilled a team-best five 3-point field goals. Graduate Jordyn Oliver nearly pulled down double-digit rebounds for the second-straight contest with nine caroms on Sunday.

The loss snaps Vandy's 11-game home winning streak dating back to last season. The Commodores fall to 14-2 overall on the year and now stand at 1-1 in SEC play.

The Dores couldn't overcome a hot-shooting Wildcat team, as Kentucky posted a 54.1 percent success rate from the floor and hit 15 3-pointers. Vanderbilt shot 36.5 percent from the floor and forced double-digit turnovers for the 16th-straight game. Despite being outrebounded 41-39 overall, the Commodores were able to post a 19-9 edge over Kentucky on the offensive glass, which led to a 26-9 advantage in second change points for the Dores.

BOX SCORE

| NO. Name | Min | FG | 3P | FT | Rebounds | | Fouls | TP | AS | TO | ST | Blocks | +/- | Shooting By Period | | |
|-------------------|-------|-------|-------|-------|----------|-----|-------|----|----|----|----|--------|-----|--------------------|-----|-----|
| | | | | | off | tot | | | | | | | | 1st | 2nd | 3rd |
| 7 Teanna Key | 17:43 | 5-8 | 2-3 | 2-4 | 12 | 5 | 7 | 4 | 1 | 2 | 1 | 0 | 1 | 18 | 37% | 41% |
| 32 Amelia Hassetz | 30:38 | 7-11 | 6-10 | 2-2 | 9 | 4 | 4 | 0 | 20 | 5 | 0 | 0 | 0 | 10 | 63% | 77% |
| 13 Clara Strack | 37:45 | 6-19 | 1-2 | 4-6 | 11 | 15 | 3 | 5 | 17 | 3 | 3 | 0 | 0 | 18 | 31% | 50% |
| 3 Georgia Amoree | 38:58 | 9-18 | 5-10 | 5-5 | 0 | 2 | 3 | 5 | 24 | 4 | 0 | 0 | 0 | 18 | 50% | 50% |
| 10 Dacia Lawrence | 38:49 | 6-10 | 3-5 | 2-3 | 0 | 1 | 1 | 2 | 17 | 0 | 0 | 0 | 0 | 15 | 60% | 60% |
| 17 Clara Silva | 13:32 | 1-1 | 0-0 | 0-0 | 4 | 4 | 0 | 0 | 2 | 1 | 0 | 1 | 0 | 13 | 0% | 0% |
| 2 Sarah Tyler | 04:22 | 0-0 | 0-0 | 2-2 | 0 | 0 | 0 | 1 | 2 | 0 | 0 | 0 | 0 | 2 | 0% | 0% |
| 4 Lexi Blue | 03:06 | 0-1 | 0-0 | 0-0 | 0 | 0 | 0 | 0 | 0 | 0 | 0 | 0 | 0 | 0 | 0% | 0% |
| 5 Cassidy Rowe | 08:28 | 0-1 | 0-1 | 0-0 | 1 | 0 | 1 | 0 | 0 | 1 | 0 | 1 | 0 | 1 | 0% | 0% |
| Team | | 36-81 | 15-31 | 15-20 | 9 | 32 | 41 | 19 | 20 | 10 | 4 | 4 | 1 | 18 | 37% | 54% |
| Totals | | 36-81 | 15-31 | 15-20 | 9 | 32 | 41 | 19 | 20 | 10 | 4 | 4 | 1 | 18 | 37% | 54% |

| NO. Name | Min | FG | 3P | FT | Rebounds | | Fouls | TP | AS | TO | ST | Blocks | +/- | Shooting By Period | | |
|-------------------|-------|-------|------|-------|----------|-----|-------|----|----|----|----|--------|-----|--------------------|-----|-----|
| | | | | | off | tot | | | | | | | | 1st | 2nd | 3rd |
| 10 Jane Nwabia | 17:20 | 1-5 | 1-3 | 2-4 | 3 | 1 | 4 | 3 | 7 | 0 | 0 | 0 | 0 | 11 | 20% | 33% |
| 12 Khamil Pierre | 37:21 | 8-22 | 0-1 | 3-4 | 5 | 6 | 11 | 5 | 19 | 5 | 0 | 0 | 0 | 13 | 36% | 31% |
| 11 Jordyn Oliver | 35:34 | 9-22 | 3-11 | 3-4 | 1 | 5 | 4 | 4 | 24 | 0 | 4 | 1 | 1 | 13 | 41% | 25% |
| 23 Iyana Moore | 36:28 | 5-16 | 5-13 | 2-2 | 1 | 2 | 4 | 1 | 17 | 2 | 2 | 1 | 0 | 18 | 31% | 33% |
| 4 Madison Greene | 12:80 | 0-1 | 0-1 | 0-0 | 0 | 2 | 1 | 0 | 0 | 0 | 0 | 0 | 0 | 14 | 0% | 0% |
| 14 Ayana Mitchell | 09:04 | 1-1 | 0-0 | 2-4 | 1 | 0 | 0 | 2 | 4 | 0 | 0 | 0 | 0 | 10 | 0% | 0% |
| Team | | 27-74 | 9-30 | 15-20 | 19 | 30 | 20 | 18 | 78 | 11 | 7 | 1 | 1 | 41 | 37% | 48% |
| Totals | | 27-74 | 9-30 | 15-20 | 19 | 30 | 20 | 18 | 78 | 11 | 7 | 1 | 1 | 41 | 37% | 48% |

| Biggest lead | KENT VANDY | | Points from Turnovers | 1st | 2nd | 3rd | 4th | TOT |
|------------------|---------------------------|---------------------------|-----------------------|-----|-----|-----|-----|-----|
| | 21 (4 th 3:38) | 11 (1 st 9:04) | | | | | | |
| Best Scoring Run | 6 (1 st 7:30) | 8 (2 nd 8:46) | 16 | 7 | 0 | 0 | 0 | 7 |
| Lead Changes | 2 | 2 | Fast Breaks | 9 | 26 | 0 | 0 | 9 |
| Times Tied | 0 | 0 | Bench | 6 | 5 | 5 | 1 | 7 |
| Time with Lead | 39:04 | 0:21 | Bench | 4 | 7 | 0 | 0 | 7 |

INDIVIDUAL LEADERS

| Points | Mikayla Blakes - 24 pts Khamil Pierre - 19 pts | Georgia Amoree - 24 pts Amelia Hassetz - 20 pts |
|----------|--|--|
| Rebounds | Khamil Pierre - 11 reb Jordyn Oliver - 9 reb | Clara Strack - 15 reb Amelia Hassetz - 9 reb |
| Assists | Khamil Pierre - 5 ast Jordyn Oliver - 3 ast | Georgia Amoree - 9 ast Amelia Hassetz - 5 ast |
| Steals | Mikayla Blakes - 3 stl I. Moore/J. Oliver - 1 stl | Dazia Lawrence - 2 stl T. Key/C. Rowe - 1 stl |
| Blocks | Mikayla Blakes - 1 blk | Clara Strack - 2 blk T. Key/C. Silva - 1 blk |

GAME 17 Vanderbilt at Ole Miss

| | 1 | 2 | 3 | 4 | TOTAL |
|--|----|----|----|----|-----------|
| | 11 | 14 | 12 | 22 | 59 |
| | 17 | 27 | 27 | 16 | 87 |

DATE Jan. 9, 2025 **SITE** SJB Pavilion at Ole Miss (Oxford, Miss.)

TIPOFF 5:00 p.m. **END** 6:51 p.m. **ELAPSED** 1:51
ATTENDANCE 3,825

COLD NIGHT IN OXFORD

OXFORD, Miss. - The Vanderbilt women's basketball team fell at Ole Miss, 87-59, in its first road SEC contest of the 2024-25 season.

Senior Iyana Moore moved into a tie for ninth place on Vanderbilt's all-time 3-point field goals made list in the loss, as she has now made 173 career 3-pointers to equal Paige Redman's (1996-99) career total. Moore is six 3-pointers away from moving into a tie with Michelle Palmisano (1995-97) for eighth on the list. The senior had 14 points against the Rebels to also extend her double-digit scoring streak to 10 games.

Sophomore Khamil Pierre pushed her double-figure scoring streak to 19 games, as the 6-2 forward registered 11 points in the loss. Pierre's 19-game double-digit scoring streak is the longest by a Commodore since 2013-14 and is tied for the fourth-longest streak since 1999-00.

Freshman Mikayla Blakes registered double-digit points for the 16th game this season with a team-best 19 points at Ole Miss. Blakes has now scored double figures in each of her last three games, while she has tallied double-digit points in all but one game this season.

The Dores fall to 14-3 overall on the year, while Vandy now stands at 1-2 in SEC play. Ole Miss improves to 11-4 and 2-1 in league games. The loss snaps Vanderbilt's seven-game winning streak in true road games, which dates back to the 2023-24 campaign.

For the second-straight game, an opponent started hot from the floor against the Commodores, as Ole Miss hit 54.4 percent of its shots from the floor in the first half. Mississippi's hot shooting and defensive pressure allowed the Rebels to jump out to a double-digit early that they would never relinquish.

Vanderbilt shot 43.4 percent from the floor in the loss, while Ole Miss posted a 52.4 percent field goal percentage. The Rebels forced Vandy into a season-high 23 turnovers, while the Commodores turned over Mississippi a total of 18 times.

BOX SCORE

| NO. Name | Min | FG | 3P | FT | Rebounds | | Fouls | TP | AS | TO | ST | Blocks | +/- | Shooting By Period | | |
|-------------------|-------|-------|------|------|----------|-----|-------|----|----|----|----|--------|-----|--------------------|-----|-----|
| | | | | | off | tot | | | | | | | | 1st | 2nd | 3rd |
| 10 Jane Nwabia | 11:43 | 1-1 | 0-0 | 0-0 | 0 | 0 | 0 | 2 | 0 | 1 | 1 | 0 | 0 | 17 | 0% | 0% |
| 12 Khamil Pierre | 25:36 | 5-12 | 0-0 | 1-3 | 1 | 2 | 3 | 4 | 11 | 1 | 0 | 2 | 1 | 10 | 42% | 50% |
| 11 Mikayla Blakes | 36:11 | 9-16 | 2-7 | 1-2 | 1 | 4 | 3 | 18 | 2 | 5 | 1 | 0 | 1 | 25 | 56% | 50% |
| 11 Jordyn Oliver | 32:40 | 0-2 | 0-0 | 0-0 | 1 | 2 | 3 | 0 | 6 | 2 | 1 | 0 | 0 | 18 | 0% | 0% |
| 23 Iyana Moore | 37:52 | 5-13 | 2-7 | 2-2 | 0 | 4 | 0 | 3 | 14 | 2 | 3 | 2 | 0 | 27 | 38% | 44% |
| 5 Leiani Kapinus | 17:07 | 1-2 | 0-0 | 0-1 | 1 | 2 | 3 | 2 | 0 | 0 | 0 | 0 | 0 | 4 | 50% | 0% |
| 14 Ayana Mitchell | 12:10 | 1-1 | 0-0 | 0-0 | 0 | 2 | 1 | 0 | 1 | 1 | 0 | 0 | 0 | 13 | 0% | 0% |
| 4 Madison Greene | 20:22 | 0-5 | 0-2 | 5-6 | 1 | 3 | 1 | 9 | 4 | 3 | 2 | 0 | 0 | 16 | 0% | 0% |
| 13 Justine Pisset | 04:09 | 0-1 | 0-1 | 0-0 | 0 | 0 | 0 | 0 | 0 | 1 | 0 | 0 | 0 | 4 | 0% | 0% |
| 30 Trinity Wilson | 02:40 | 0-0 | 0-0 | 0-0 | 0 | 0 | 0 | 1 | 0 | 0 | 0 | 0 | 0 | 5 | 0% | 0% |
| Team | | 23-53 | 4-17 | 9-14 | 7 | 19 | 26 | 13 | 20 | 11 | 7 | 1 | 1 | 20 | 43% | 49% |
| Totals | | 23-53 | 4-17 | 9-14 | 7 | 19 | 26 | 13 | 20 | 11 | 7 | 1 | 1 | 20 | 43% | 49% |

| NO. Name | Min | FG | 3P | FT | Rebounds | | Fouls | TP | AS | TO | ST | Blocks | +/- | Shooting By Period | | |
|-------------------------|-------|-------|------|-------|----------|-----|-------|----|----|----|----|--------|-----|--------------------|-----|------|
| | | | | | off | tot | | | | | | | | 1st | 2nd | 3rd |
| 7 Star Jacobs | 19:47 | 4-6 | 0-0 | 2-2 | 2 | 4 | 3 | 1 | 10 | 0 | 2 | 1 | 0 | 8 | 67% | 20% |
| 24 Madison Scott | 17:21 | 5-8 | 0-0 | 2-3 | 5 | 5 | 1 | 0 | 10 | 7 | 5 | 1 | 0 | 30 | 62% | 100% |
| 0 Sira Thienou | 02:47 | 1-0 | 1-3 | 1-2 | 1 | 3 | 4 | 2 | 16 | 4 | 2 | 0 | 0 | 23 | 0% | 0% |
| 2 Tameiya Sadler | 08:03 | 3-7 | 2-5 | 2-2 | 0 | 4 | 4 | 2 | 10 | 7 | 2 | 0 | 0 | 23 | 43% | 50% |
| 3 Kennedy Todd Williams | 34:17 | 7-13 | 5-7 | 6-6 | 2 | 4 | 6 | 1 | 25 | 7 | 2 | 2 | 0 | 30 | 54% | 100% |
| 20 Ayana Thompson | 11:53 | 0-4 | 0-4 | 0-0 | 0 | 0 | 0 | 0 | 0 | 0 | 0 | 0 | 0 | 2 | 0% | 0% |
| 1 Kirstan Deans | 17:26 | 2-4 | 1-3 | 0-0 | 2 | 2 | 2 | 2 | 5 | 1 | 3 | 1 | 0 | 13 | 50% | 33% |
| 33 Kharissa Richardson | 14:46 | 3-6 | 0-0 | 1-1 | 2 | 2 | 4 | 3 | 1 | 7 | 0 | 0 | 0 | 13 | 50% | 100% |
| 12 Christeen Ievlala | 04:10 | 0-2 | 0-0 | 0-0 | 1 | 1 | 1 | 0 | 4 | 0 | 0 | 0 | 0 | 3 | 0% | 0% |
| 13 Marlyah Noel | 01:55 | 0-1 | 0-0 | 0-0 | 0 | 0 | 0 | 0 | 0 | 0 | 0 | 0 | 0 | 4 | 0% | 0% |
| 33 Rhena Collins | 01:55 | 0-1 | 0-0 | 0-0 | 0 | 0 | 0 | 0 | 0 | 0 | 0 | 0 | 0 | 4 | 0% | 0% |
| 11 Fabi Dijo | 01:42 | 0-0 | 0-0 | 0-0 | 0 | 0 | 0 | 0 | 0 | 0 | 0 | 0 | 0 | 3 | 0% | 0% |
| Team | | 33-63 | 9-22 | 12-13 | 11 | 25 | 36 | 13 | 27 | 22 | 12 | 3 | 1 | 20 | 52% | 62% |
| Totals | | 33-63 | 9-22 | 12-13 | 11 | 25 | 36 | 13 | 27 | 22 | 12 | 3 | 1 | 20 | 52% | 62% |

| Biggest lead | VU OM | | Points from Turnovers | 1st | 2nd | 3rd | 4th | TOT |
|------------------|---------------------------|---------------------------|-----------------------|-----|-----|-----|-----|-----|
| | 0 (1 st 10:00) | 35 (3 rd 3:06) | | | | | | |
| Best Scoring Run | 6 (4 th 8:11) | 8 (3 rd 3:45) | 16 | 38 | 38 | 0 | 0 | 74 |
| Lead Changes | 0 | 0 | Fast Breaks | 7 | 10 | 0 | 0 | 17 |
| Times Tied | 0 | 0 | Bench | 10 | 10 | 0 | 0 | 20 |
| Time with Lead | 00:00 | 39:24 | Bench | 10 | 10 | 0 | 0 | 20 |

INDIVIDUAL LEADERS

| Points | Mikayla Blakes - 19 pts Iyana Moore - 14 pts | Kennedy Todd Williams - 25 pts Sira Thienou - 16 pts |
|----------|---|---|
| Rebounds | Mikayla Blakes - 5 reb Iyana Moore - 4 reb | Kennedy Todd Williams - 6 reb Madison Scott - 4 reb |
| Assists | Jordyn Oliver - 6 ast Madison Greene - 4 ast | Three Tied w/ 7 ast Sira Thienou - 4 ast |
| Steals | Three Tied w/ 2 stl Three Tied w/ 1 stl | Tameiya Sadler - 2 stl Four Tied w/ 1 stl |
| Blocks | Khamil Pierre - 1 blk | Kennedy Todd Williams - 2 blk Madison Scott - 1 blk |

GAME 18 Vanderbilt at 5/4 LSU

| | 1 | 2 | 3 | 4 | TOTAL |
|--|----|----|----|----|-----------|
| | 21 | 16 | 20 | 20 | 77 |
| | 21 | 16 | 21 | 25 | 83 |

DATE Jan. 13, 2025 **SITE** Maravich Assembly Center (Baton Rouge, La.)



GAME RECAPS

GAME 25 Vanderbilt vs. Mississippi St.

| | 1 | 2 | 3 | 4 | OT | 2OT | TOTAL |
|--------------|----|----|----|----|----|-----|-----------|
| <i>State</i> | 9 | 20 | 21 | 15 | 7 | 13 | 85 |
| V | 19 | 12 | 17 | 17 | 7 | 5 | 77 |

DATE Feb. 13, 2025 **SITE** Memorial Gymnasium (Nashville, Tenn.)

TIPOFF 8:00 p.m. **END** 10:35 p.m. **ELAPSED** 2:35
ATTENDANCE 3,577

DORES FALL IN DOUBLE OVERTIME

NASHVILLE, Tenn. - The Vanderbilt women's basketball team dropped an 85-77 decision to Mississippi State on Thursday in the first double overtime game at Memorial Gymnasium in over 35 years.

In a tight battle featuring 13 lead changes and 12 ties, it was Mississippi State outscoring Vanderbilt, 13-5 in the second overtime period to finally pull away from the Commodores. It's the first double overtime contest for Vandy under head coach Shea Ralph, while it was the ninth double overtime game in program history. Additionally, it was the first double overtime game at Memorial Gym since the 1989-90 season, when the Dores dropped a 96-93 decision to Auburn on Jan. 20, 1990.

With the loss, Vanderbilt extends its losing streak to three games. The Commodores are now 18-7 overall and 5-6 in SEC play. Mississippi State improves to 18-8 and 5-7 in league games.

Sophomore Khamil Pierre registered her 13th double-double of the season with a 24-point, 12-rebound effort against the Bulldogs. Pierre has scored 20-plus points in three-straight contests. Her 24-point performance marks the 26th time over the last 27 games that the 6-2 forward score registered double-digit points.

Pierre led a quartet of double-digit scorers for the Commodores. Sophomore Madison Greene came off the bench and hit four 3-point field goals en route to a 17-point performance. It is the ninth time this season that Greene has scored 10-plus points in a reserve role.

Freshman Mikayla Blakes filled up the stat sheet against the Bulldogs. The six-time SEC Freshman of the Week registered 13 points, pulled down a career-high nine rebounds, collected five steals, and dished out four assists. Senior Iyana Moore tallied 10 points and handed out a season-best five assists.

The Commodores shot 37.2 percent from the floor against MSU, while the Bulldogs posted a 38.9 percent field goal percentage. Mississippi State outrebounded Vanderbilt, 65-43, led by Madina Okot's 23-rebound performance. MSU outscored Vandy 66-30 in the paint and held a 24-9 edge in second chance points.

BOX SCORE

| NO. | Name | Min | FG | | FT | | Rebounds | | Fouls | | PP | AS | TO | Blocks | | +/- | Shooting By Period | | |
|---------------|-------------------|-----|-------|-------|------|-------|----------|-----|-------|----|----|----|----|--------|-----|-----|---------------------|-------------------|-------------------------|
| | | | M/A | A/A | M/A | A/A | on | tot | per | ro | | | | off | def | | ast | blk | pts |
| 15 | Madina Okot | G | 33:31 | 10-12 | 0-1 | 2-2 | 3 | 21 | 2 | 2 | 4 | 2 | 0 | 2 | 0 | 17 | 1st FGM: 4-20 20.0% | 3PT%: 1-10 10.0% | |
| 0 | Denim DeShields | G | 43:26 | 3-13 | 0-3 | 3-3 | 2 | 2 | 4 | 2 | 4 | 0 | 4 | 5 | 3 | 1 | 18 | FT%: 0.0 0% | |
| 2 | Jerkaila Jordan | G | 29:24 | 9-24 | 0-6 | 3-5 | 1 | 3 | 4 | 4 | 4 | 21 | 0 | 1 | 1 | 0 | 0 | 3PT%: 8-20 40.0% | |
| 5 | Charodie Phair | G | 41:11 | 4-8 | 0-1 | 3-4 | 3 | 6 | 9 | 1 | 4 | 11 | 1 | 3 | 2 | 0 | 25 | 3PT%: 1-6 16.7% | |
| 21 | Debreasha Powe | G | 40:56 | 2-11 | 1-10 | 0-0 | 0 | 4 | 4 | 3 | 1 | 5 | 0 | 1 | 0 | 1 | 0 | FT%: 3-4 75% | |
| 1 | Destiney McPhaul | G | 10:38 | 1-3 | 1-2 | 0-0 | 1 | 0 | 1 | 1 | 1 | 3 | 0 | 4 | 0 | 0 | -12 | 3PT%: 10-23 43.5% | |
| 4 | Eryia Russel | G | 27:14 | 0-10 | 0-5 | 0-0 | 1 | 3 | 4 | 1 | 0 | 2 | 2 | 0 | 0 | 1 | -6 | 3PT%: 0-8 0.0% | |
| 24 | Quanirah Montague | G | 19:29 | 6-9 | 0-0 | 3-6 | 8 | 4 | 12 | 2 | 3 | 15 | 1 | 1 | 1 | 0 | 6 | FT%: 1-1 100% | |
| 14 | Kayla Thomas | G | 04:11 | 0-0 | 0-0 | 0-0 | 0 | 1 | 1 | 0 | 1 | 0 | 0 | 2 | 0 | 0 | -5 | 3PT%: 6-15 40.0% | |
| Totals | | | | 35-90 | 2-27 | 13-19 | 26 | 39 | 65 | 17 | 19 | 85 | 11 | 22 | 11 | 4 | 4 | 8 | 3PT%: 0-2 0.0% |
| | | | | | | | | | | | | | | | | | | | FT%: 9-7 42.9% |
| | | | | | | | | | | | | | | | | | | | OTFG%: 7-12 58.3% |
| | | | | | | | | | | | | | | | | | | | 3PT%: 0-1 0.0% |
| | | | | | | | | | | | | | | | | | | | FT%: 6-7 85.7% |
| | | | | | | | | | | | | | | | | | | | GMFG%: 35-90 38.9% |
| | | | | | | | | | | | | | | | | | | | 3PT%: 2-27 7.4% |
| | | | | | | | | | | | | | | | | | | | FT%: 13-19 68.4% |
| | | | | | | | | | | | | | | | | | | | Dead Ball Rebounds: 4-0 |

| NO. | Name | Min | FG | | FT | | Rebounds | | Fouls | | PP | AS | TO | Blocks | | +/- | Shooting By Period | | |
|---------------|-----------------|-----|-------|-------|------|-------|----------|-----|-------|----|----|----|----|--------|-----|-----|--------------------|------------------|-------------------------|
| | | | M/A | A/A | M/A | A/A | on | tot | per | ro | | | | off | def | | ast | blk | pts |
| 10 | Jana Nvasila | F | 05:37 | 0-1 | 0-1 | 0-0 | 1 | 2 | 0 | 0 | 0 | 1 | 0 | 0 | 0 | 0 | 0 | 0 | 3PT%: 8-17 47.1% |
| 12 | Khamil Pierre | F | 44:06 | 11-19 | 1-3 | 1-4 | 1 | 11 | 12 | 3 | 3 | 24 | 3 | 2 | 0 | 1 | -6 | 3PT%: 1-6 16.7% | |
| 1 | Mikayla Blakes | G | 43:59 | 4-19 | 1-6 | 4-4 | 2 | 7 | 9 | 5 | 7 | 13 | 4 | 5 | 0 | 2 | -12 | FT%: 2-2 100% | |
| 11 | Jordyn Oliver | G | 37:42 | 4-9 | 0-0 | 0-0 | 2 | 3 | 5 | 1 | 0 | 18 | 2 | 4 | 0 | 1 | -16 | 3PT%: 4-16 25.0% | |
| 23 | Iyana Moore | G | 40:21 | 3-12 | 0-6 | 4-4 | 0 | 0 | 0 | 4 | 4 | 10 | 5 | 1 | 3 | 0 | -5 | 3PT%: 3-7 42.9% | |
| 5 | Laiteni Kapinus | G | 09:06 | 0-1 | 0-0 | 2-2 | 0 | 2 | 2 | 1 | 1 | 2 | 0 | 2 | 1 | 0 | 7 | FT%: 1-4 25% | |
| 4 | Madison Greene | G | 41:08 | 6-11 | 4-7 | 1-2 | 1 | 2 | 1 | 2 | 1 | 7 | 0 | 1 | 0 | 0 | -1 | 3PT%: 7-17 41.2% | |
| 14 | Aiyana Mitchell | G | 18:12 | 0-4 | 0-0 | 0-0 | 1 | 3 | 4 | 2 | 0 | 2 | 1 | 3 | 2 | 0 | 2 | FT%: 1-4 25.0% | |
| 13 | Justine Pissot | G | 09:28 | 1-2 | 1-2 | 0-0 | 1 | 0 | 1 | 1 | 1 | 3 | 1 | 0 | 0 | 0 | -10 | FT%: 2-3 66.7% | |
| Totals | | | | 29-78 | 7-25 | 12-16 | 12 | 31 | 43 | 19 | 17 | 77 | 13 | 15 | 4 | 4 | 3 | 3 | 3PT%: 7-13 53.8% |
| | | | | | | | | | | | | | | | | | | | FT%: 1-3 33.3% |
| | | | | | | | | | | | | | | | | | | | OTFG%: 3-15 20.0% |
| | | | | | | | | | | | | | | | | | | | 3PT%: 1-5 20.0% |
| | | | | | | | | | | | | | | | | | | | FT%: 5-5 100% |
| | | | | | | | | | | | | | | | | | | | GMFG%: 29-78 37.2% |
| | | | | | | | | | | | | | | | | | | | 3PT%: 7-25 28.0% |
| | | | | | | | | | | | | | | | | | | | FT%: 12-16 75.0% |
| | | | | | | | | | | | | | | | | | | | Dead Ball Rebounds: 2-0 |

| | MS ST | VANDY | Points from | | Period by Period Scoring | | | | | | | | | | | |
|------------------|-------|---------------|-------------|---------------|--------------------------|-----|-----|-----|-----|----|-----|--|--|--|--|--|
| | | | MS ST | VANDY | 1st | 2nd | 3rd | 4th | OT1 | O2 | TOT | | | | | |
| Biggest lead | 9 | (2nd OT) 0-56 | 10 | (1st OT) 0-50 | 17 | 26 | | | | | | | | | | |
| Best Scoring Run | 11 | (2nd OT) 2-36 | 8 | (1st OT) 4-47 | 66 | 30 | | | | | | | | | | |
| Lead Changes | 12 | | 24 | 9 | | | | | | | | | | | | |
| Times Tied | 15 | | 8 | 18 | | | | | | | | | | | | |
| Time with Lead | 14:55 | 1:27:15 | 18 | 1:22 | | | | | | | | | | | | |

INDIVIDUAL LEADERS

| | MS ST | VANDY |
|-----------------|---|---|
| Points | Khamil Pierre - 24 pts Madison Greene - 17 pts | Madina Okot - 21 pts Jerkaila Jordan - 21 pts |
| Rebounds | Khamil Pierre - 12 reb Mikayla Blakes - 9 reb | Madina Okot - 23 reb Quanirah Montague - 12 reb |
| Assists | Iyana Moore - 5 ast Mikayla Blakes - 4 ast | Denim DeShields - 4 ast Madina Okot - 3 ast |
| Steals | Mikayla Blakes - 5 stl A. Mitchell/I. Moore - 3 stl | Madina Okot - 4 stl Denim DeShields - 3 stl |
| Blocks | Aiyana Mitchell - 2 blk L. Kapinus/J. Oliver - 1 blk | Madina Okot - 2 blk D. DeShields/D. Powe - 1 blk |