



Tennessee at Vanderbilt

01/18/25 Memorial Gymnasium (Vanderbilt), Nashville, Tenn.
Vanderbilt vs. No. 6 Tennessee

Game Time: 2:30 PM
Game Duration: 2:14
Attendance: 14,316

Officials: Don Daily, Chuck Jones, Michael Roberts

Tennessee - 75

Record: 16-2 (3-2)

NO.	Name	Min	FG			Rebounds			Fouls		TP	AS	TO	ST	Blocks		+/-
			M-A	M-A	M-A	OR	DR	TOT	PF	FD					BS	BA	
7	Igor Milicic Jr.	F 33:22	5-8	2-4	4-4	0	5	5	3	3	16	1	1	0	0	1	-8
34	Felix Okpara	C 27:16	7-7	0-0	2-3	2	2	4	3	2	16	1	0	0	4	0	9
2	Chaz Lanier	G 31:04	5-11	4-6	3-4	0	2	2	1	3	17	0	5	0	1	1	2
5	Zakai Zeigler	G 32:50	4-11	2-5	6-6	2	1	3	4	4	16	10	3	1	0	1	8
15	Jahmai Mashack	G 23:37	1-4	0-1	0-0	1	4	5	1	0	2	0	0	2	0	0	-10
11	Jordan Gainey	33:31	1-6	1-3	2-4	0	1	1	1	2	5	3	0	1	0	2	5
12	Cade Phillips	08:56	0-0	0-0	0-0	0	1	1	3	0	0	1	0	0	1	0	-3
8	Darlinstone Dubar	07:16	1-3	1-2	0-0	2	0	2	0	2	3	0	0	0	0	0	0
3	Bishop Boswell	02:08	0-0	0-0	0-0	0	0	0	0	0	0	0	0	0	0	0	-8
Team						1	1	2			0		2				
Totals			24-50	10-21	17-21	8	17	25	16	16	75	16	11	4	6	5	-1

Shooting By Period		
1 st FG%	11-26	42.3%
3PT%	7-14	50.0%
FT%	6-8	75%
2 nd FG%	13-24	54.2%
3PT%	3-7	42.9%
FT%	11-13	84.6%
GM FG%	24-50	48.0%
3PT%	10-21	47.6%
FT%	17-21	81.0%

Dead Ball Rebounds: 5, 0

Technical Fouls::NONE

Vanderbilt - 76

Record: 15-3 (3-2)

NO.	Name	Min	FG			Rebounds			Fouls		TP	AS	TO	ST	Blocks		+/-
			M-A	M-A	M-A	OR	DR	TOT	PF	FD					BS	BA	
5	Tyler Nickel	F 23:02	4-8	4-7	1-1	0	0	0	1	2	13	1	0	0	0	1	-1
99	Devin McGlockton	F 27:49	2-4	0-1	4-4	2	0	2	2	2	8	1	1	0	1	1	1
1	Jason Edwards	G 29:43	6-10	3-6	3-3	0	2	2	3	3	18	3	0	0	0	0	12
11	A.J. Hoggard	G 27:05	4-12	1-4	2-2	0	3	3	2	2	11	6	3	0	0	1	6
30	Chris Manon	G 12:46	2-5	0-1	2-2	1	0	1	4	2	6	0	0	1	2	0	11
2	MJ Collins	25:59	2-6	0-2	0-0	0	3	3	0	0	4	0	0	1	0	2	-5
4	Grant Huffman	12:42	0-1	0-0	0-0	0	2	2	2	0	0	0	2	0	0	1	-4
22	Jaylen Carey	22:55	5-6	0-0	4-6	5	5	10	0	4	14	1	3	1	1	0	-7
3	Tyler Tanner	17:59	1-4	0-0	0-1	0	0	0	2	1	2	0	0	1	1	0	-8
Team						4	2	6			0		2				
Totals			26-56	8-21	16-19	12	17	29	16	16	76	12	11	4	5	6	1

Shooting By Period		
1 st FG%	13-28	46.4%
3PT%	3-11	27.3%
FT%	12-14	85.7%
2 nd FG%	13-28	46.4%
3PT%	5-10	50.0%
FT%	4-5	80%
GM FG%	26-56	46.4%
3PT%	8-21	38.1%
FT%	16-19	84.2%

Dead Ball Rebounds: 4, 0

Technical Fouls::NONE

	UT	Vandy
Biggest lead	8 (1 st 12:21)	16 (2 nd 10:57)
Best Scoring Run	9(2 nd 0:02)	12(2 nd 16:39)
Lead Changes	2	
Times Tied	2	
Time with Lead	09:13	27:55

Points from	UT	Vandy
Turnovers	21	21
Paint	28	34
Second Chance	9	18
Fast Breaks	6	9
Bench	8	20

	Period by Period Scoring		
	1st	2nd	TOT
UT	35	40	75
Vandy	41	35	76



Officials: Don Daily, Chuck Jones, Michael Roberts

Period 1

Quarter Starters:

Vandy	1 Edwards J	5 Nickel T	11 Hoggard A	30 Manon C	99 McGlockton D
UT	2 Lanier C	5 Zeigler Z	7 Milicic Jr. I	15 Mashack J	34 Okpara F

Game Time	Vandy	Score	Diff	UT
20:00	99 MCGLOCKTON D jumpball won			34 OKPARA F jumpball lost
19:32	99 MCGLOCKTON D 3pt FG , jump shot missed			
19:28				defensive rebound (1)
19:06				2 LANIER C 3pt FG , jump shot missed
19:04				34 OKPARA F offensive rebound (1)
18:54				15 MASHACK J 2pt FG second chance in the paint, pull up jump shot missed
18:50	1 EDWARDS J defensive rebound (1)			
18:39	99 MCGLOCKTON D 2pt FG in the paint, pull up jump shot blocked			
18:39				34 OKPARA F block (1)
18:35	offensive rebound (2)			
18:25	1 EDWARDS J 3pt FG second chance, jump shot made (3)	3-0	3	
18:25	11 HOGGARD A assist (1)			
18:03	30 MANON C steal (1)			2 LANIER C turnover lost ball (1)
18:03				2 LANIER C substitution out
18:03				11 GAINEY J substitution in
17:54	11 HOGGARD A 2pt FG from turnover in the paint, jump shot made (2)	5-0	5	
17:37		5-3	2	5 ZEIGLER Z 3pt FG , jump shot made (3)
17:37				34 OKPARA F assist (1)
17:22	5 NICKEL T 3pt FG , jump shot made (3)	8-3	5	
17:22	1 EDWARDS J assist (1)			
16:50				11 GAINEY J 2pt FG outside the paint, pull up jump shot missed
16:46				5 ZEIGLER Z offensive rebound (1)
16:41		8-6	2	11 GAINEY J 3pt FG second chance, jump shot made (3)
16:41				5 ZEIGLER Z assist (1)
16:40	30 MANON C substitution out			
16:40	2 COLLINS M substitution in			
16:19	11 HOGGARD A 3pt FG , jump shot missed			
16:17				15 MASHACK J defensive rebound (1)
16:05		8-8	0	34 OKPARA F 2pt FG in the paint, alleyoop made (2)
16:05				5 ZEIGLER Z assist (2)
15:40	1 EDWARDS J foul drawn (1)			11 GAINEY J foul personal (1 - 1)
15:40	Timeout media			
15:40	11 HOGGARD A substitution out			
15:40	99 MCGLOCKTON D substitution out			
15:40	4 HUFFMAN G substitution in			
15:40	22 CAREY J substitution in			
15:40				11 GAINEY J substitution out
15:40				34 OKPARA F substitution out
15:40				2 LANIER C substitution in
15:40				12 PHILLIPS C substitution in
15:23	2 COLLINS M 2pt FG outside the paint, jump shot made (2)	10-8	2	



Officials: Don Daily, Chuck Jones, Michael Roberts

Game Time	Vandy	Score	Diff	UT
15:11		10-11	-1	7 MILICIC JR. I 3pt FG , jump shot made (3)
15:11				5 ZEIGLER Z assist (3)
14:54	2 COLLINS M 2pt FG in the paint, driving layup blocked			
14:54				12 PHILLIPS C block (1)
14:50	offensive rebound (3)			
14:47	22 CAREY J 2pt FG second chance in the paint, turnaround jump shot missed			
14:44				12 PHILLIPS C defensive rebound (1)
14:26				5 ZEIGLER Z 2pt FG outside the paint, pull up jump shot missed
14:23	2 COLLINS M defensive rebound (1)			
13:59	2 COLLINS M 3pt FG , jump shot missed			
13:57	22 CAREY J offensive rebound (1)			
13:57	22 CAREY J foul drawn (1)			12 PHILLIPS C foul personal (1 - 2)
13:57	1 EDWARDS J substitution out			
13:57	5 NICKEL T substitution out			
13:57	3 TANNER T substitution in			
13:57	99 MCGLOCKTON D substitution in			
13:57				7 MILICIC JR. I substitution out
13:57				8 DUBAR D substitution in
13:57				12 PHILLIPS C substitution out
13:57				11 GAINEY J substitution in
13:51	22 CAREY J turnover lost ball (1)			
13:51				15 MASHACK J substitution out
13:51				12 PHILLIPS C substitution in
13:37		10-14	-4	2 LANIER C 3pt FG from turnover, jump shot made (3)
13:37				11 GAINEY J assist (1)
13:07	3 TANNER T 2pt FG outside the paint, jump shot missed			
13:05	22 CAREY J offensive rebound (2)			
13:05	22 CAREY J foul drawn (2)			12 PHILLIPS C foul shooting (2 - 3)
13:05	22 CAREY J free throw 1 - 2 missed			
13:05	offensive dead ball rebound (1)			
13:05				12 PHILLIPS C substitution out
13:05				34 OKPARA F substitution in
13:05	22 CAREY J free throw 2 - 2 made (1)	11-14	-3	
12:53		11-16	-5	34 OKPARA F 2pt FG in the paint, alleyoop made (4)
12:53				5 ZEIGLER Z assist (4)
12:31	22 CAREY J turnover lost ball (2)			5 ZEIGLER Z steal (1)
12:21		11-19	-8	5 ZEIGLER Z 3pt FG from turnover, jump shot made (6)
12:21				11 GAINEY J assist (2)
12:17	Timeout 30 Sec			
12:17	Timeout media			
12:17	2 COLLINS M substitution out			
12:17	4 HUFFMAN G substitution out			
12:17	22 CAREY J substitution out			
12:17	5 NICKEL T substitution in			
12:17	11 HOGGARD A substitution in			
12:17	30 MANON C substitution in			
12:02	99 MCGLOCKTON D foul drawn (1)			34 OKPARA F foul shooting (1 - 4)
12:02	99 MCGLOCKTON D free throw 1 - 2 made (1)	12-19	-7	



Official Basketball Play by Play - First Half
Tennessee at Vanderbilt
 01/18/25 Memorial Gymnasium (Vanderbilt), Nashville, Tenn.
 Vanderbilt vs. No. 6 Tennessee

Game Time: 2:30 PM
Game Duration: 2:14
Attendance: 14,316

Officials: Don Daily, Chuck Jones, Michael Roberts

Game Time	Vandy	Score	Diff	UT
12:02	99 MCGLOCKTON D free throw 2 - 2 made (2)	13-19	-6	
11:36				2 LANIER C turnover bad pass (2)
11:24	5 NICKEL T 3pt FG from turnover, jump shot missed			
11:22	99 MCGLOCKTON D offensive rebound (1)			
11:21	99 MCGLOCKTON D turnover lost ball (1)			
11:21				2 LANIER C substitution out
11:21				15 MASHACK J substitution in
10:56				5 ZEIGLER Z 3pt FG from turnover, jump shot missed
10:54				15 MASHACK J offensive rebound (2)
10:51	30 MANON C foul personal (1 - 1)			8 DUBAR D foul drawn (1)
10:41		13-21	-8	15 MASHACK J 2pt FG from turnover second chance in the paint, pull up jump shot made (2)
10:26	30 MANON C 3pt FG , jump shot missed			
10:23	offensive rebound (8)			
10:23	3 TANNER T substitution out			
10:23	1 EDWARDS J substitution in			
10:23				34 OKPARA F substitution out
10:23				7 MILICIC JR. I substitution in
10:20	30 MANON C 2pt FG second chance in the paint, layup made (2)	15-21	-6	
10:20	11 HOGGARD A assist (2)			
09:59				7 MILICIC JR. I 2pt FG in the paint, driving layup blocked
09:59	30 MANON C block (1)			
09:54				8 DUBAR D offensive rebound (1)
09:53				8 DUBAR D 2pt FG second chance in the paint, layup missed
09:52				5 ZEIGLER Z offensive rebound (2)
09:51	30 MANON C foul personal (2 - 2)			7 MILICIC JR. I foul drawn (1)
09:51	30 MANON C substitution out			
09:51	2 COLLINS M substitution in			
09:47				11 GAINEY J 2pt FG second chance in the paint, driving layup blocked
09:47	99 MCGLOCKTON D block (1)			
09:44	2 COLLINS M defensive rebound (2)			
09:40	11 HOGGARD A 2pt FG in the paint, turnaround jump shot made (4)	17-21	-4	
09:32		17-23	-6	7 MILICIC JR. I 2pt FG fast break in the paint, layup made (5)
09:32				5 ZEIGLER Z assist (5)
09:09	99 MCGLOCKTON D foul drawn (2)			5 ZEIGLER Z foul shooting (1 - 5)
09:09	99 MCGLOCKTON D free throw 1 - 2 made (3)	18-23	-5	
09:09	5 NICKEL T substitution out			
09:09	22 CAREY J substitution in			
09:09	99 MCGLOCKTON D free throw 2 - 2 made (4)	19-23	-4	
08:46				8 DUBAR D 3pt FG , jump shot missed
08:43	11 HOGGARD A defensive rebound (1)			
08:42	99 MCGLOCKTON D 2pt FG fast break in the paint, dunk, made (6)	21-23	-2	
08:42	11 HOGGARD A assist (3)			
08:28		21-26	-5	8 DUBAR D 3pt FG , jump shot made (3)
08:28				5 ZEIGLER Z assist (6)
08:07	jump ball situation			
08:07	11 HOGGARD A turnover lost ball (1)			15 MASHACK J steal (1)



Tennessee at Vanderbilt

01/18/25 Memorial Gymnasium (Vanderbilt), Nashville, Tenn.
Vanderbilt vs. No. 6 Tennessee

Game Time: 2:30 PM
Game Duration: 2:14
Attendance: 14,316

Officials: Don Daily, Chuck Jones, Michael Roberts

Game Time	Vandy	Score	Diff	UT
08:07	11 HOGGARD A substitution out			
08:07	99 MCGLOCKTON D substitution out			
08:07	4 HUFFMAN G substitution in			
08:07	30 MANON C substitution in			
08:07				15 MASHACK J substitution out
08:07				2 LANIER C substitution in
07:35				5 ZEIGLER Z 3pt FG from turnover, jump shot missed
07:35				offensive dead ball rebound (1)
07:35				turnover shot clock (3)
07:35	Timeout media			
07:35				8 DUBAR D substitution out
07:35				34 OKPARA F substitution in
07:10	1 EDWARDS J foul drawn (2)			5 ZEIGLER Z foul shooting (2 - 6)
07:10	1 EDWARDS J free throw 1 - 3 made (4)	22-26	-4	
07:10	1 EDWARDS J free throw 2 - 3 made (5)	23-26	-3	
07:10				5 ZEIGLER Z substitution out
07:10				15 MASHACK J substitution in
07:10	1 EDWARDS J free throw 3 - 3 made (6)	24-26	-2	
06:57	4 HUFFMAN G foul shooting (1 - 3)			11 GAINEY J foul drawn (1)
06:57		24-27	-3	11 GAINEY J free throw 1 - 2 made (4)
06:57		24-28	-4	11 GAINEY J free throw 2 - 2 made (5)
06:45	4 HUFFMAN G 2pt FG in the paint, jump shot blocked			
06:45				2 LANIER C block (1)
06:41	22 CAREY J offensive rebound (3)			
06:32	30 MANON C 2pt FG second chance in the paint, driving layup missed			
06:30	30 MANON C offensive rebound (1)			
06:28	30 MANON C 2pt FG second chance in the paint, jump shot made (4)	26-28	-2	
06:04	2 COLLINS M steal (1)			2 LANIER C turnover lost ball (3)
05:59	1 EDWARDS J 3pt FG from turnover, jump shot missed			
05:58	22 CAREY J offensive rebound (4)			
05:58	30 MANON C foul drawn (1)			34 OKPARA F foul personal (2 - 7)
05:58				2 LANIER C substitution out
05:58				34 OKPARA F substitution out
05:58				3 BOSWELL B substitution in
05:58				8 DUBAR D substitution in
05:58	30 MANON C 1&1 free throw 1 made (5)	27-28	-1	
05:58	30 MANON C 1&1 free throw 2 made (6)	28-28	0	
05:45				11 GAINEY J 2pt FG outside the paint, step back jump shot missed
05:43				8 DUBAR D offensive rebound (2)
05:43	1 EDWARDS J foul personal (1 - 4)			8 DUBAR D foul drawn (2)
05:41				11 GAINEY J 3pt FG second chance, jump shot blocked
05:41	22 CAREY J block (1)			
05:36	1 EDWARDS J defensive rebound (2)			
05:23	22 CAREY J 2pt FG in the paint, layup made (3)	30-28	2	
05:04	30 MANON C foul shooting (3 - 5)			11 GAINEY J foul drawn (2)
05:04				11 GAINEY J free throw 1 - 2 missed
05:04				offensive dead ball rebound (2)



Official Basketball Play by Play - First Half
Tennessee at Vanderbilt
 01/18/25 Memorial Gymnasium (Vanderbilt), Nashville, Tenn.
 Vanderbilt vs. No. 6 Tennessee

Game Time: 2:30 PM
Game Duration: 2:14
Attendance: 14,316

Officials: Don Daily, Chuck Jones, Michael Roberts

Game Time	Vandy	Score	Diff	UT
05:04	2 COLLINS M substitution out			
05:04	4 HUFFMAN G substitution out			
05:04	30 MANON C substitution out			
05:04	3 TANNER T substitution in			
05:04	11 HOGGARD A substitution in			
05:04	99 MCGLOCKTON D substitution in			
05:04				8 DUBAR D substitution out
05:04				12 PHILLIPS C substitution in
05:04				11 GAINEY J free throw 2 - 2 missed
05:03	22 CAREY J defensive rebound (5)			
04:51	22 CAREY J foul drawn (3)			7 MILICIC JR. I foul shooting (1 - 8)
04:51	22 CAREY J free throw 1 - 2 missed			
04:51	offensive dead ball rebound (2)			
04:51				3 BOSWELL B substitution out
04:51				2 LANIER C substitution in
04:51	22 CAREY J free throw 2 - 2 made (4)	31-28	3	
04:51	22 CAREY J substitution out			
04:51	2 COLLINS M substitution in			
04:51	1 EDWARDS J substitution out			
04:51	22 CAREY J substitution in			
04:20				turnover shot clock (5)
04:08	11 HOGGARD A 2pt FG from turnover in the paint, layup missed			
04:06				15 MASHACK J defensive rebound (3)
03:43				15 MASHACK J 2pt FG outside the paint, step back jump shot missed
03:40	22 CAREY J defensive rebound (6)			
03:24	2 COLLINS M 3pt FG , jump shot missed			
03:21				2 LANIER C defensive rebound (1)
03:18				7 MILICIC JR. I 3pt FG , jump shot missed
03:13	defensive rebound (17)			
03:13	Timeout media			
03:13	2 COLLINS M substitution out			
03:13	1 EDWARDS J substitution in			
03:13				15 MASHACK J substitution out
03:13				3 BOSWELL B substitution in
03:00	1 EDWARDS J 2pt FG in the paint, jump shot made (8)	33-28	5	
02:37				7 MILICIC JR. I turnover travel (1)
02:21	1 EDWARDS J 2pt FG from turnover in the paint, jump shot made (10)	35-28	7	
02:12				Timeout 30 Sec
02:12				3 BOSWELL B substitution out
02:12				15 MASHACK J substitution in
01:54	11 HOGGARD A foul shooting (1 - 6)			2 LANIER C foul drawn (1)
01:54		35-29	6	2 LANIER C free throw 1 - 2 made (4)
01:54		35-30	5	2 LANIER C free throw 2 - 2 made (5)
01:39	22 CAREY J 2pt FG in the paint, layup made (6)	37-30	7	
01:36	11 HOGGARD A substitution out			
01:36	2 COLLINS M substitution in			
01:22		37-33	4	2 LANIER C 3pt FG , jump shot made (8)
01:22				12 PHILLIPS C assist (1)



Official Basketball Play by Play - First Half

Tennessee at Vanderbilt

01/18/25 Memorial Gymnasium (Vanderbilt), Nashville, Tenn.
Vanderbilt vs. No. 6 Tennessee

Game Time: 2:30 PM
Game Duration: 2:14
Attendance: 14,316

Officials: Don Daily, Chuck Jones, Michael Roberts

Game Time	Vandy	Score	Diff	UT
00:52	1 EDWARDS J 3pt FG , jump shot missed			
00:50				11 GAINEY J defensive rebound (1)
00:26	99 MCGLOCKTON D foul shooting (1 - 7)			7 MILICIC JR. I foul drawn (2)
00:26		37-34	3	7 MILICIC JR. I free throw 1 - 2 made (6)
00:26	2 COLLINS M substitution out			
00:26	22 CAREY J substitution out			
00:26	5 NICKEL T substitution in			
00:26	11 HOGGARD A substitution in			
00:26		37-35	2	7 MILICIC JR. I free throw 2 - 2 made (7)
00:03	5 NICKEL T 3pt FG , jump shot made (6)	40-35	5	
00:03	11 HOGGARD A assist (4)			
00:03	5 NICKEL T foul drawn (1)			15 MASHACK J foul shooting (1 - 9)
00:03	1 EDWARDS J substitution out			
00:03	11 HOGGARD A substitution out			
00:03	2 COLLINS M substitution in			
00:03	4 HUFFMAN G substitution in			
00:03	5 NICKEL T free throw 1 - 1 made (7)	41-35	6	
00:01				11 GAINEY J 3pt FG , jump shot missed
00:00				offensive dead ball rebound (3)
END OF PERIOD				
Vandy 41-35 UT				



Tennessee at Vanderbilt

01/18/25 Memorial Gymnasium (Vanderbilt), Nashville, Tenn.
Vanderbilt vs. No. 6 Tennessee

Game Time: 2:30 PM
Game Duration: 2:14
Attendance: 14,316

Officials: Don Daily, Chuck Jones, Michael Roberts

Tennessee - 35

NO.	Name	Min	FG	3P	FT	Rebounds			Fouls		TP	AS	TO	ST	Blocks		+/-
			M-A	M-A	M-A	OR	DR	TOT	PF	FD					BS	BA	
7	Igor Milicic Jr.	F 16:26	2-4	1-2	2-2	0	0	0	1	2	7	0	1	0	0	1	-13
34	Felix Okpara	C 08:39	2-2	0-0	0-0	1	0	1	2	0	4	1	0	0	1	0	1
2	Chaz Lanier	G 13:16	2-3	2-3	2-2	0	1	1	0	1	8	0	3	0	1	0	-4
5	Zakai Zeigler	G 12:50	2-5	2-4	0-0	2	0	2	2	0	6	6	0	1	0	0	3
15	Jahmai Mashack	G 15:32	1-3	0-0	0-0	1	2	3	1	0	2	0	0	1	0	0	-5
11	Jordan Gainey	16:20	1-6	1-3	2-4	0	1	1	1	2	5	2	0	0	0	2	-4
12	Cade Phillips	07:33	0-0	0-0	0-0	0	1	1	2	0	0	1	0	0	1	0	0
8	Darlinstone Dubar	07:16	1-3	1-2	0-0	2	0	2	0	2	3	0	0	0	0	0	0
3	Bishop Boswell	02:08	0-0	0-0	0-0	0	0	0	0	0	0	0	0	0	0	0	-8
Team						0	1	1			0		2				
Totals			11-26	7-14	6-8	6	6	12	9	7	35	10	6	2	3	3	-6

Shooting By Period		
1st FG%	11-26	42.3%
3PT%	7-14	50.0%
FT%	6-8	75%
GM FG%	11-26	42.3%
3PT%	7-14	50.0%
FT%	6-8	75.0%

Dead Ball Rebounds: 3, 0

Technical Fouls::NONE

Vanderbilt - 41

NO.	Name	Min	FG	3P	FT	Rebounds			Fouls		TP	AS	TO	ST	Blocks		+/-
			M-A	M-A	M-A	OR	DR	TOT	PF	FD					BS	BA	
5	Tyler Nickel	F 09:38	2-3	2-3	1-1	0	0	0	0	1	7	0	0	0	0	0	5
99	Devin McGlockton	F 15:14	1-3	0-1	4-4	1	0	1	1	2	6	0	1	0	1	1	0
1	Jason Edwards	G 14:44	3-5	1-3	3-3	0	2	2	1	2	10	1	0	0	0	0	12
11	A.J. Hoggard	G 12:21	2-4	0-1	0-0	0	1	1	1	0	4	4	1	0	0	0	10
30	Chris Manon	G 08:49	2-4	0-1	2-2	1	0	1	3	1	6	0	0	1	1	0	11
2	MJ Collins	12:01	1-4	0-2	0-0	0	2	2	0	0	2	0	0	1	0	1	-5
4	Grant Huffman	06:30	0-1	0-0	0-0	0	0	0	1	0	0	0	0	0	0	1	0
22	Jaylen Carey	12:05	2-3	0-0	2-4	4	2	6	0	3	6	0	2	0	1	0	0
3	Tyler Tanner	08:38	0-1	0-0	0-0	0	0	0	0	0	0	0	0	0	0	0	-3
Team						3	1	4			0		0				
Totals			13-28	3-11	12-14	9	8	17	7	9	41	5	4	2	3	3	6

Shooting By Period		
1st FG%	13-28	46.4%
3PT%	3-11	27.3%
FT%	12-14	85.7%
GM FG%	13-28	46.4%
3PT%	3-11	27.3%
FT%	12-14	85.7%

Dead Ball Rebounds: 2, 0

Technical Fouls::NONE

	UT	Vandy
Biggest lead	8 (1 st 12:21)	7 (1 st 2:21)
Best Scoring Run	6(1 st 13:37)	11(1 st 2:21)
Lead Changes	2	
Times Tied	2	
Time with Lead	09:13	07:55

Points from	UT	Vandy
Turnovers	8	9
Paint	8	18
Second Chance	5	10
Fast Breaks	2	2
Bench	8	8

	Period by Period Scoring		
	1st	2nd	TOT
UT	35	40	75
Vandy	41	35	76



Officials: Don Daily, Chuck Jones, Michael Roberts

Period 2

Quarter Starters:

Vandy	1 Edwards J	5 Nickel T	11 Hoggard A	30 Manon C	99 McGlockton D
UT	2 Lanier C	5 Zeigler Z	7 Milicic Jr. I	15 Mashack J	34 Okpara F

Game Time	Vandy	Score	Diff	UT
20:00	2 COLLINS M substitution out			
20:00	3 TANNER T substitution out			
20:00	4 HUFFMAN G substitution out			
20:00	1 EDWARDS J substitution in			
20:00	11 HOGGARD A substitution in			
20:00	30 MANON C substitution in			
20:00				11 GAINNEY J substitution out
20:00				12 PHILLIPS C substitution out
20:00				5 ZEIGLER Z substitution in
20:00				34 OKPARA F substitution in
19:45	30 MANON C 2pt FG in the paint, layup missed			
19:41				34 OKPARA F defensive rebound (2)
19:17	30 MANON C foul shooting (4 - 1)			7 MILICIC JR. I foul drawn (3)
19:17		41-36	5	7 MILICIC JR. I free throw 1 - 2 made (8)
19:17	30 MANON C substitution out			
19:17	2 COLLINS M substitution in			
19:17		41-37	4	7 MILICIC JR. I free throw 2 - 2 made (9)
18:57	11 HOGGARD A 2pt FG outside the paint, pull up jump shot missed			
18:52				15 MASHACK J defensive rebound (4)
18:39		41-40	1	7 MILICIC JR. I 3pt FG , jump shot made (12)
18:39				5 ZEIGLER Z assist (7)
18:15	5 NICKEL T 3pt FG , jump shot made (10)	44-40	4	
18:15	1 EDWARDS J assist (2)			
18:03				2 LANIER C turnover bad pass (4)
18:02	5 NICKEL T 2pt FG from turnover in the paint, layup blocked			
18:02				34 OKPARA F block (2)
17:59	offensive rebound (18)			
17:46	1 EDWARDS J 3pt FG from turnover second chance, jump shot made (13)	47-40	7	
17:46	5 NICKEL T assist (1)			
17:26				2 LANIER C 2pt FG outside the paint, jump shot missed
17:24	11 HOGGARD A defensive rebound (2)			
17:20	1 EDWARDS J 3pt FG fast break, jump shot made (16)	50-40	10	
17:20	11 HOGGARD A assist (5)			
17:11				Timeout 30 Sec
17:11				Timeout media
17:11				15 MASHACK J substitution out
17:11				11 GAINNEY J substitution in
16:50				5 ZEIGLER Z turnover lost ball (1)
16:39	5 NICKEL T 3pt FG from turnover, jump shot made (13)	53-40	13	
16:39	11 HOGGARD A assist (6)			
16:14		53-42	11	34 OKPARA F 2pt FG in the paint, turnaround jump shot made (6)



Official Basketball Play by Play - Second Half
Tennessee at Vanderbilt
 01/18/25 Memorial Gymnasium (Vanderbilt), Nashville, Tenn.
 Vanderbilt vs. No. 6 Tennessee

Game Time: 2:30 PM
Game Duration: 2:14
Attendance: 14,316

Officials: Don Daily, Chuck Jones, Michael Roberts

Game Time	Vandy	Score	Diff	UT
16:14	5 NICKEL T foul shooting (1 - 2)			34 OKPARA F foul drawn (1)
16:14				7 MILICIC JR. I substitution out
16:14				15 MASHACK J substitution in
16:14		53-43	10	34 OKPARA F free throw 1 - 1 made (7)
15:59	11 HOGGARD A 2pt FG in the paint, driving layup made (6)	55-43	12	
15:32		55-46	9	2 LANIER C 3pt FG , jump shot made (11)
15:17	1 EDWARDS J 2pt FG in the paint, driving layup made (18)	57-46	11	
15:00				2 LANIER C 2pt FG in the paint, jump shot missed
14:49				34 OKPARA F offensive rebound (3)
14:49		57-48	9	34 OKPARA F 2pt FG second chance in the paint, tip-in layup made (9)
14:47	11 HOGGARD A 2pt FG in the paint, layup blocked			
14:47				34 OKPARA F block (3)
14:43				15 MASHACK J defensive rebound (5)
14:35				2 LANIER C 3pt FG , jump shot missed
14:34	2 COLLINS M defensive rebound (3)			
14:24	11 HOGGARD A 3pt FG , jump shot missed			
14:22	99 MCGLOCKTON D offensive rebound (2)			
14:20	11 HOGGARD A 3pt FG second chance, jump shot made (9)	60-48	12	
14:20	99 MCGLOCKTON D assist (1)			
13:47		60-50	10	5 ZEIGLER Z 2pt FG in the paint, driving layup made (8)
13:46	Timeout media			
13:46	11 HOGGARD A substitution out			
13:46	99 MCGLOCKTON D substitution out			
13:46	4 HUFFMAN G substitution in			
13:46	22 CAREY J substitution in			
13:24	22 CAREY J 2pt FG in the paint, layup made (8)	62-50	12	
13:10	1 EDWARDS J foul shooting (2 - 3)			5 ZEIGLER Z foul drawn (1)
13:10		62-51	11	5 ZEIGLER Z free throw 1 - 2 made (9)
13:10				2 LANIER C substitution out
13:10				7 MILICIC JR. I substitution in
13:10		62-52	10	5 ZEIGLER Z free throw 2 - 2 made (10)
12:55	5 NICKEL T 3pt FG , jump shot missed			
12:53				5 ZEIGLER Z defensive rebound (3)
12:46				5 ZEIGLER Z 2pt FG in the paint, layup missed
12:43	22 CAREY J defensive rebound (7)			
12:35	1 EDWARDS J foul drawn (3)			34 OKPARA F foul personal (3 - 1)
12:35	5 NICKEL T substitution out			
12:35	30 MANON C substitution in			
12:35				34 OKPARA F substitution out
12:35				12 PHILLIPS C substitution in
12:23	22 CAREY J turnover lost ball (3)			15 MASHACK J steal (2)
12:16	22 CAREY J steal (1)			5 ZEIGLER Z turnover bad pass (2)
12:11	2 COLLINS M 2pt FG fast break from turnover in the paint, dunk, made (4)	64-52	12	
12:11	22 CAREY J assist (1)			
11:54	4 HUFFMAN G foul personal (2 - 4)			5 ZEIGLER Z foul drawn (2)
11:54	Timeout media			
11:54	1 EDWARDS J substitution out			
11:54	3 TANNER T substitution in			



Tennessee at Vanderbilt

01/18/25 Memorial Gymnasium (Vanderbilt), Nashville, Tenn.
Vanderbilt vs. No. 6 Tennessee

Game Time: 2:30 PM
Game Duration: 2:14
Attendance: 14,316

Officials: Don Daily, Chuck Jones, Michael Roberts

Game Time	Vandy	Score	Diff	UT
11:36				15 MASHACK J 3pt FG , jump shot missed
11:34	defensive rebound (23)			
11:32	Timeout 30 Sec			
11:32				15 MASHACK J substitution out
11:32				2 LANIER C substitution in
11:12	22 CAREY J foul drawn (4)			12 PHILLIPS C foul shooting (3 - 2)
11:12	22 CAREY J free throw 1 - 2 made (9)	65-52	13	
11:12	30 MANON C substitution out			
11:12	99 MCGLOCKTON D substitution in			
11:12				12 PHILLIPS C substitution out
11:12				34 OKPARA F substitution in
11:12	22 CAREY J free throw 2 - 2 made (10)	66-52	14	
11:02	3 TANNER T steal (1)			5 ZEIGLER Z turnover lost ball (3)
10:57	3 TANNER T 2pt FG fast break from turnover in the paint, driving layup made (2)	68-52	16	
10:43		68-54	14	34 OKPARA F 2pt FG in the paint, alleyoop made (11)
10:43				5 ZEIGLER Z assist (8)
10:17	2 COLLINS M 2pt FG in the paint, jump shot blocked			
10:17				34 OKPARA F block (4)
10:12				7 MILICIC JR. I defensive rebound (1)
10:09				5 ZEIGLER Z 3pt FG , jump shot missed
10:05	4 HUFFMAN G defensive rebound (1)			
09:51	4 HUFFMAN G turnover travel (1)			
09:39		68-57	11	2 LANIER C 3pt FG from turnover, jump shot made (14)
09:39				5 ZEIGLER Z assist (9)
09:23	2 COLLINS M substitution out			
09:23	4 HUFFMAN G substitution out			
09:23	1 EDWARDS J substitution in			
09:23	11 HOGGARD A substitution in			
09:05	3 TANNER T 2pt FG in the paint, driving layup missed			
09:02	22 CAREY J offensive rebound (8)			
09:02	22 CAREY J 2pt FG second chance in the paint, tip-in layup made (12)	70-57	13	
08:43	11 HOGGARD A foul personal (2 - 5)			2 LANIER C foul drawn (2)
08:35				2 LANIER C 2pt FG outside the paint, pull up jump shot missed
08:32	22 CAREY J defensive rebound (9)			
08:09	11 HOGGARD A 2pt FG outside the paint, pull up jump shot missed			
08:06				7 MILICIC JR. I defensive rebound (2)
07:50	99 MCGLOCKTON D foul shooting (2 - 6)			34 OKPARA F foul drawn (2)
07:50	Timeout media			
07:50	22 CAREY J substitution out			
07:50	5 NICKEL T substitution in			
07:50				34 OKPARA F free throw 1 - 2 missed
07:50				offensive dead ball rebound (4)
07:50		70-58	12	34 OKPARA F free throw 2 - 2 made (12)
07:23	3 TANNER T 2pt FG in the paint, pull up jump shot missed			
07:19				7 MILICIC JR. I defensive rebound (3)
07:19	jump ball situation			
06:56				2 LANIER C turnover travel (5)



Tennessee at Vanderbilt

01/18/25 Memorial Gymnasium (Vanderbilt), Nashville, Tenn.
Vanderbilt vs. No. 6 Tennessee

Game Time: 2:30 PM
Game Duration: 2:14
Attendance: 14,316

Officials: Don Daily, Chuck Jones, Michael Roberts

Game Time	Vandy	Score	Diff	UT
06:41	99 MCGLOCKTON D 2pt FG from turnover in the paint, layup made (8)	72-58	14	
06:41	1 EDWARDS J assist (3)			
06:13		72-60	12	5 ZEIGLER Z 2pt FG in the paint, driving layup made (12)
05:39	11 HOGGARD A 2pt FG in the paint, jump shot missed			
05:37	offensive dead ball rebound (3)			
05:37	turnover shot clock (7)			
05:37	1 EDWARDS J substitution out			
05:37	11 HOGGARD A substitution out			
05:37	99 MCGLOCKTON D substitution out			
05:37	2 COLLINS M substitution in			
05:37	4 HUFFMAN G substitution in			
05:37	22 CAREY J substitution in			
05:33		72-62	10	34 OKPARA F 2pt FG fast break from turnover in the paint, alleyoop made (14)
05:33				7 MILICIC JR. I assist (1)
05:01	5 NICKEL T 3pt FG , jump shot missed			
04:58	offensive dead ball rebound (4)			
04:58	turnover shot clock (8)			
04:58	5 NICKEL T substitution out			
04:58	30 MANON C substitution in			
04:58				Timeout 30 Sec
04:44	3 TANNER T foul personal (1 - 7)			5 ZEIGLER Z foul drawn (3)
04:44	3 TANNER T substitution out			
04:44	4 HUFFMAN G substitution out			
04:44	30 MANON C substitution out			
04:44	1 EDWARDS J substitution in			
04:44	5 NICKEL T substitution in			
04:44	11 HOGGARD A substitution in			
04:44		72-63	9	5 ZEIGLER Z 1&1 free throw 1 made (13)
04:44		72-64	8	5 ZEIGLER Z 1&1 free throw 2 made (14)
04:24	22 CAREY J 2pt FG in the paint, jump shot made (14)	74-64	10	
04:12		74-66	8	34 OKPARA F 2pt FG in the paint, alleyoop made (16)
04:12				5 ZEIGLER Z assist (10)
03:48	11 HOGGARD A foul drawn (1)			7 MILICIC JR. I foul shooting (2 - 3)
03:48				Timeout media
03:48	1 EDWARDS J substitution out			
03:48	5 NICKEL T substitution out			
03:48	3 TANNER T substitution in			
03:48	30 MANON C substitution in			
03:48	11 HOGGARD A free throw 1 - 2 made (10)	75-66	9	
03:48	11 HOGGARD A free throw 2 - 2 made (11)	76-66	10	
03:37				5 ZEIGLER Z 2pt FG in the paint, driving layup missed
03:34	22 CAREY J defensive rebound (10)			
03:09	11 HOGGARD A turnover bad pass (2)			
02:55				5 ZEIGLER Z 2pt FG from turnover in the paint, layup blocked
02:55	3 TANNER T block (1)			
02:51				offensive rebound (21)
02:46		76-68	8	7 MILICIC JR. I 2pt FG from turnover second chance in the paint, dunk, made (14)



Tennessee at Vanderbilt

01/18/25 Memorial Gymnasium (Vanderbilt), Nashville, Tenn.
Vanderbilt vs. No. 6 Tennessee

Game Time: 2:30 PM
Game Duration: 2:14
Attendance: 14,316

Officials: Don Daily, Chuck Jones, Michael Roberts

Game Time	Vandy	Score	Diff	UT
02:35	Timeout 30 Sec			
02:35	3 TANNER T substitution out			
02:35	30 MANON C substitution out			
02:35	1 EDWARDS J substitution in			
02:35	5 NICKEL T substitution in			
02:27	1 EDWARDS J 3pt FG , jump shot missed			
02:25				34 OKPARA F defensive rebound (4)
02:07				7 MILICIC JR. I 3pt FG , jump shot missed
02:05	11 HOGGARD A defensive rebound (3)			
01:53	11 HOGGARD A foul drawn (2)			2 LANIER C foul personal (1 - 4)
01:48	11 HOGGARD A turnover bad pass (3)			
01:48	1 EDWARDS J substitution out			
01:48	5 NICKEL T substitution out			
01:48	3 TANNER T substitution in			
01:48	30 MANON C substitution in			
01:39		76-70	6	7 MILICIC JR. I 2pt FG from turnover in the paint, driving layup made (16)
01:33	30 MANON C foul drawn (2)			7 MILICIC JR. I foul personal (3 - 5)
01:33	2 COLLINS M substitution out			
01:33	3 TANNER T substitution out			
01:33	30 MANON C substitution out			
01:33	1 EDWARDS J substitution in			
01:33	4 HUFFMAN G substitution in			
01:33	5 NICKEL T substitution in			
01:32	4 HUFFMAN G turnover bad pass (2)			11 GAINEY J steal (1)
01:29		76-72	4	2 LANIER C 2pt FG fast break from turnover in the paint, layup made (16)
01:29				11 GAINEY J assist (3)
01:01	1 EDWARDS J 2pt FG in the paint, layup missed			
00:57				7 MILICIC JR. I defensive rebound (4)
00:45	1 EDWARDS J foul shooting (3 - 8)			5 ZEIGLER Z foul drawn (4)
00:45		76-73	3	5 ZEIGLER Z free throw 1 - 2 made (15)
00:45	22 CAREY J substitution out			
00:45	99 MCGLOCKTON D substitution in			
00:45	4 HUFFMAN G substitution out			
00:45	3 TANNER T substitution in			
00:45		76-74	2	5 ZEIGLER Z free throw 2 - 2 made (16)
00:45				2 LANIER C substitution out
00:45				15 MASHACK J substitution in
00:38	5 NICKEL T foul drawn (2)			5 ZEIGLER Z foul personal (3 - 6)
00:21	11 HOGGARD A 3pt FG , jump shot missed			
00:18				7 MILICIC JR. I defensive rebound (5)
00:11				Timeout 60 Sec
00:11	1 EDWARDS J substitution out			
00:11	5 NICKEL T substitution out			
00:11	4 HUFFMAN G substitution in			
00:11	30 MANON C substitution in			
00:11				15 MASHACK J substitution out
00:11				2 LANIER C substitution in
00:05				2 LANIER C 2pt FG in the paint, layup blocked



Official Basketball Play by Play - Second Half

Tennessee at Vanderbilt

01/18/25 Memorial Gymnasium (Vanderbilt), Nashville, Tenn.

Vanderbilt vs. No. 6 Tennessee

Game Time: 2:30 PM

Game Duration: 2:14

Attendance: 14,316

Officials: Don Daily, Chuck Jones, Michael Roberts

Game Time	Vandy	Score	Diff	UT
00:05	30 MANON C block (2)			
00:05	4 HUFFMAN G defensive rebound (2)			
00:04	3 TANNER T foul drawn (1)			5 ZEIGLER Z foul personal (4 - 7)
00:04	3 TANNER T 1&1 free throw 1 missed			
00:02				2 LANIER C defensive rebound (2)
00:02	3 TANNER T foul personal (2 - 9)			2 LANIER C foul drawn (3)
00:02	3 TANNER T substitution out			
00:02	4 HUFFMAN G substitution out			
00:02	30 MANON C substitution out			
00:02	1 EDWARDS J substitution in			
00:02	5 NICKEL T substitution in			
00:02	22 CAREY J substitution in			
00:02		76-75	1	2 LANIER C 1&1 free throw 1 made (17)
00:02				2 LANIER C 1&1 free throw 2 missed
00:02				offensive dead ball rebound (5)
END OF GAME				
Vandy 76-75 UT				



Officials: Don Daily, Chuck Jones, Michael Roberts

Tennessee - 40

NO.	Name	Min	FG	3P	FT	Rebounds			Fouls		TP	AS	TO	ST	Blocks		+/-
			M-A	M-A	M-A	OR	DR	TOT	PF	FD					BS	BA	
7	Igor Milicic Jr.	F 16:56	3-4	1-2	2-2	0	5	5	2	1	9	1	0	0	0	0	5
34	Felix Okpara	C 18:37	5-5	0-0	2-3	1	2	3	1	2	12	0	0	0	3	0	8
2	Chaz Lanier	G 17:48	3-8	2-3	1-2	0	1	1	1	2	9	0	2	0	0	1	6
5	Zakai Zeigler	G 20:00	2-6	0-1	6-6	0	1	1	2	4	10	4	3	0	0	1	5
15	Jahmai Mashack	G 08:05	0-1	0-1	0-0	0	2	2	0	0	0	0	0	1	0	0	-5
11	Jordan Gainey	17:11	0-0	0-0	0-0	0	0	0	0	0	0	1	0	1	0	0	9
12	Cade Phillips	01:23	0-0	0-0	0-0	0	0	0	1	0	0	0	0	0	0	0	-3
Team						1	0	1			0		0				
Totals			13-24	3-7	11-13	2	11	13	7	9	40	6	5	2	3	2	5

Shooting By Period		
2 nd FG%	13-24	54.2%
3PT%	3-7	42.9%
FT%	11-13	84.6%
GM FG%	13-24	54.2%
3PT%	3-7	42.9%
FT%	11-13	84.6%

Dead Ball Rebounds: 2, 0

Technical Fouls::NONE

Vanderbilt - 35

NO.	Name	Min	FG	3P	FT	Rebounds			Fouls		TP	AS	TO	ST	Blocks		+/-
			M-A	M-A	M-A	OR	DR	TOT	PF	FD					BS	BA	
5	Tyler Nickel	F 13:24	2-5	2-4	0-0	0	0	0	1	1	6	1	0	0	0	1	-6
99	Devin McGlockton	F 12:35	1-1	0-0	0-0	1	0	1	1	0	2	1	0	0	0	0	1
1	Jason Edwards	G 14:59	3-5	2-3	0-0	0	0	0	2	1	8	2	0	0	0	0	0
11	A.J. Hoggard	G 14:44	2-8	1-3	2-2	0	2	2	1	2	7	2	2	0	0	1	-4
30	Chris Manon	G 03:57	0-1	0-0	0-0	0	0	0	1	1	0	0	0	0	1	0	0
2	MJ Collins	13:58	1-2	0-0	0-0	0	1	1	0	0	2	0	0	0	0	1	0
4	Grant Huffman	06:12	0-0	0-0	0-0	0	2	2	1	0	0	0	2	0	0	0	-4
22	Jaylen Carey	10:50	3-3	0-0	2-2	1	3	4	0	1	8	1	1	1	0	0	-7
3	Tyler Tanner	09:21	1-3	0-0	0-1	0	0	0	2	1	2	0	0	1	1	0	-5
Team						1	1	2			0		2				
Totals			13-28	5-10	4-5	3	9	12	9	7	35	7	7	2	2	3	-5

Shooting By Period		
2 nd FG%	13-28	46.4%
3PT%	5-10	50.0%
FT%	4-5	80%
GM FG%	13-28	46.4%
3PT%	5-10	50.0%
FT%	4-5	80.0%

Dead Ball Rebounds: 2, 0

Technical Fouls::NONE

	UT	Vandy
Biggest lead	0 (1 st 20:00)	16 (2 nd 10:57)
Best Scoring Run	9(2 nd 0:02)	12(2 nd 16:39)
Lead Changes	0	
Times Tied	0	
Time with Lead	00:00	19:45

Points from	UT	Vandy
Turnovers	13	12
Paint	20	16
Second Chance	4	8
Fast Breaks	4	7
Bench	0	12

	Period by Period Scoring		
	1st	2nd	TOT
UT	35	40	75
Vandy	41	35	76

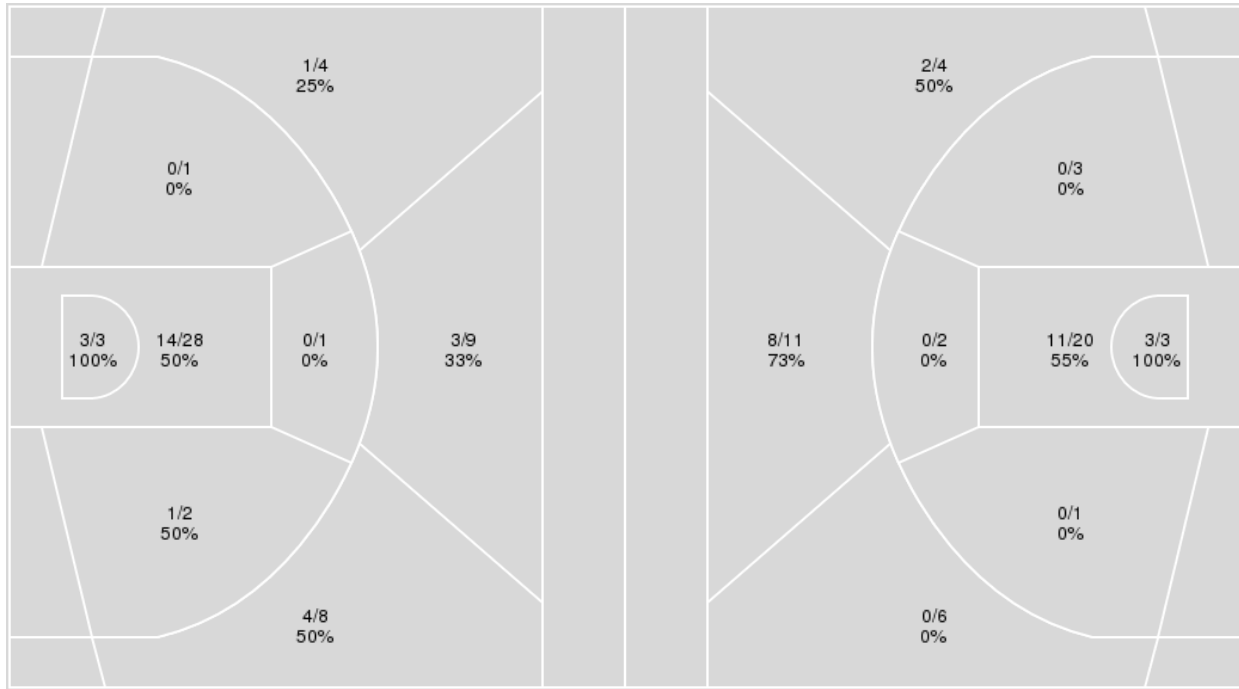


Officials: Don Daily, Chuck Jones, Michael Roberts

{ Players => 0, 1, 2, 3, 4, 5, 7, 10, 11, 12, 15, 21, 22, 24, 25, 30, 33, 99; } { Players => 2, 3, 5, 7, 8, 11, 12, 13, 15, 21, 23, 24, 34, 35, 43; } FG
 } FG Types => All; Results => All; } Types => All; Results => All;

Vanderbilt

Tennessee



Vanderbilt	M/A	%
Field Goals	26/56	46
2 Points	18/35	51
3 Points	8/21	38
Free Throws	16/19	84

Tennessee	M/A	%
Field Goals	24/50	48
2 Points	14/29	48
3 Points	10/21	48
Free Throws	17/21	81



Tennessee at Vanderbilt

01/18/25 Memorial Gymnasium (Vanderbilt), Nashville, Tenn.
Vanderbilt vs. No. 6 Tennessee

Officials: Don Daily, Chuck Jones, Michael Roberts

Tennessee

No	Name	Mins		Score		Points Diff		Points per Min		Assists		Rebounds		Steals		Turnovers	
		On	Off	On	Off	On	Off	On	Off	On	Off	On	Off	On	Off	On	Off
2	Chaz Lanier	31:04	08:56	59 - 57	16 - 19	2	-3	1.90	1.79	11	5	17	8	2	2	10	1
3	Bishop Boswell	02:08	37:52	0 - 8	75 - 68	-8	7	0.00	1.98	0	16	1	24	0	4	1	10
5	Zakai Zeigler	32:50	07:10	66 - 58	9 - 18	8	-9	2.01	1.26	15	1	21	4	4	0	8	3
7	Igor Milicic Jr.	33:22	06:38	56 - 64	19 - 12	-8	7	1.68	2.86	13	3	22	3	3	1	10	1
8	Darlinstone Dubar	07:16	32:44	15 - 15	60 - 61	0	-1	2.06	1.83	5	11	4	21	2	2	2	9
11	Jordan Gainey	33:31	06:29	67 - 62	8 - 14	5	-6	2.00	1.23	14	2	20	5	4	0	9	2
12	Cade Phillips	08:56	31:04	13 - 16	62 - 60	-3	2	1.46	2.00	3	13	4	21	1	3	3	8
15	Jahmai Mashack	23:37	16:23	42 - 52	33 - 24	-10	9	1.78	2.01	8	8	18	7	2	2	5	6
34	Felix Okpara	27:16	12:44	57 - 48	18 - 28	9	-10	2.09	1.41	11	5	18	7	2	2	7	4

Vanderbilt

No	Name	Mins		Score		Points Diff		Points per Min		Assists		Rebounds		Steals		Turnovers	
		On	Off	On	Off	On	Off	On	Off	On	Off	On	Off	On	Off	On	Off
1	Jason Edwards	29:43	10:17	66 - 54	10 - 21	12	-11	2.22	0.97	12	0	20	9	3	1	5	6
2	MJ Collins	25:59	14:01	50 - 55	26 - 20	-5	6	1.92	1.85	7	5	21	8	3	1	8	3
3	Tyler Tanner	17:59	22:01	24 - 32	52 - 43	-8	9	1.33	2.36	2	10	12	17	1	3	7	4
4	Grant Huffman	12:42	27:18	21 - 25	55 - 50	-4	5	1.65	2.01	1	11	12	17	3	1	6	5
5	Tyler Nickel	23:02	16:58	46 - 47	30 - 28	-1	2	2.00	1.77	10	2	14	15	1	3	5	6
11	A.J. Hoggard	27:05	12:55	55 - 49	21 - 26	6	-5	2.03	1.63	11	1	18	11	1	3	6	5
22	Jaylen Carey	22:55	17:05	36 - 43	40 - 32	-7	8	1.57	2.34	2	10	19	10	3	1	9	2
30	Chris Manon	12:46	27:14	26 - 15	50 - 60	11	-10	2.04	1.84	4	8	11	18	3	1	3	8
99	Devin McGlockton	27:49	12:11	56 - 55	20 - 20	1	0	2.01	1.64	11	1	18	11	2	2	6	5

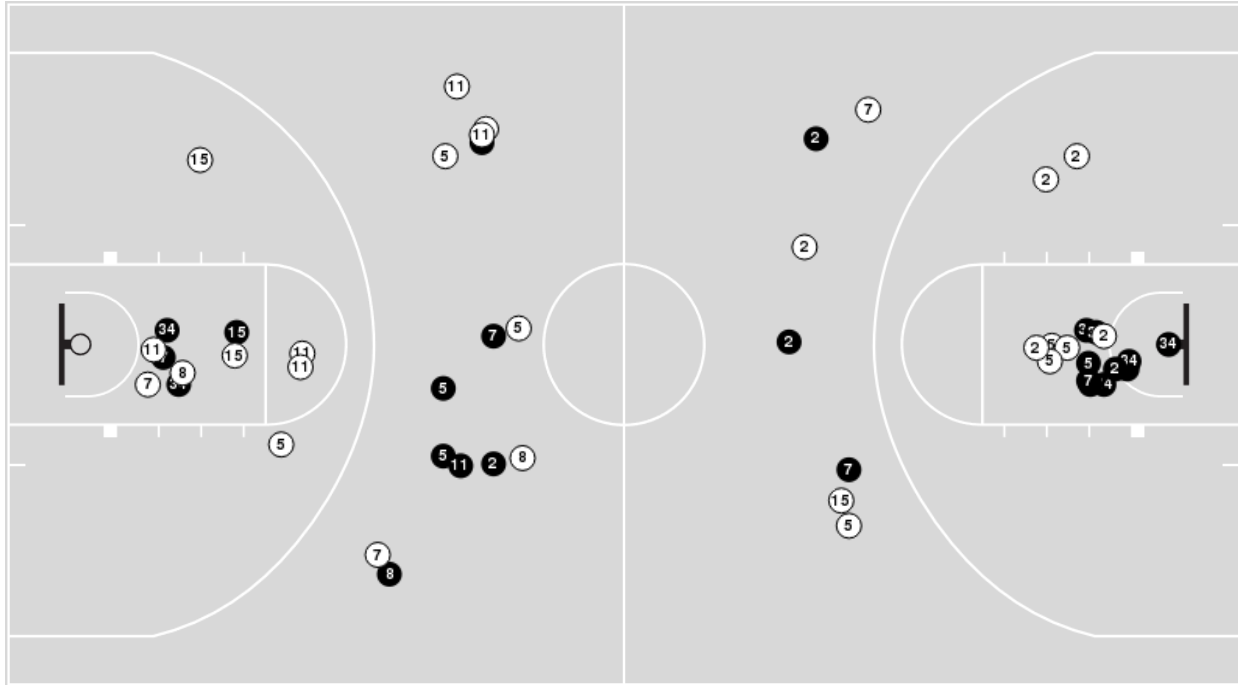


Officials: Don Daily, Chuck Jones, Michael Roberts

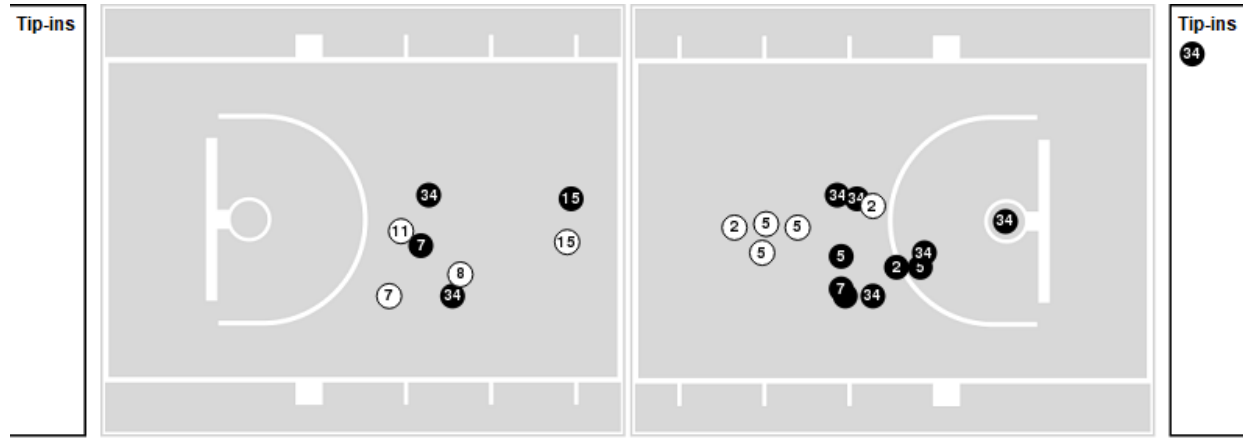
Players => 2, 3, 5, 7, 8, 11, 12, 13, 15, 21, 23, 24, 34, 35, 43FG Types=>AllResults=>All

Tennessee

All Field Goals



Blow Up Chart



● Made ○ Missed N - Player Number

Tennessee	M/A	%
Field Goals	24/50	48
2 Points	14/29	48
3 Points	10/21	48
Free Throws	17/21	81

Tennessee	M/A	%
Points in the Paint	28 (14 / 23)	61
Fast Break Points	6 (3/3)	100
Second Chance Points	9 (4/8)	50
Effective FG%	58	

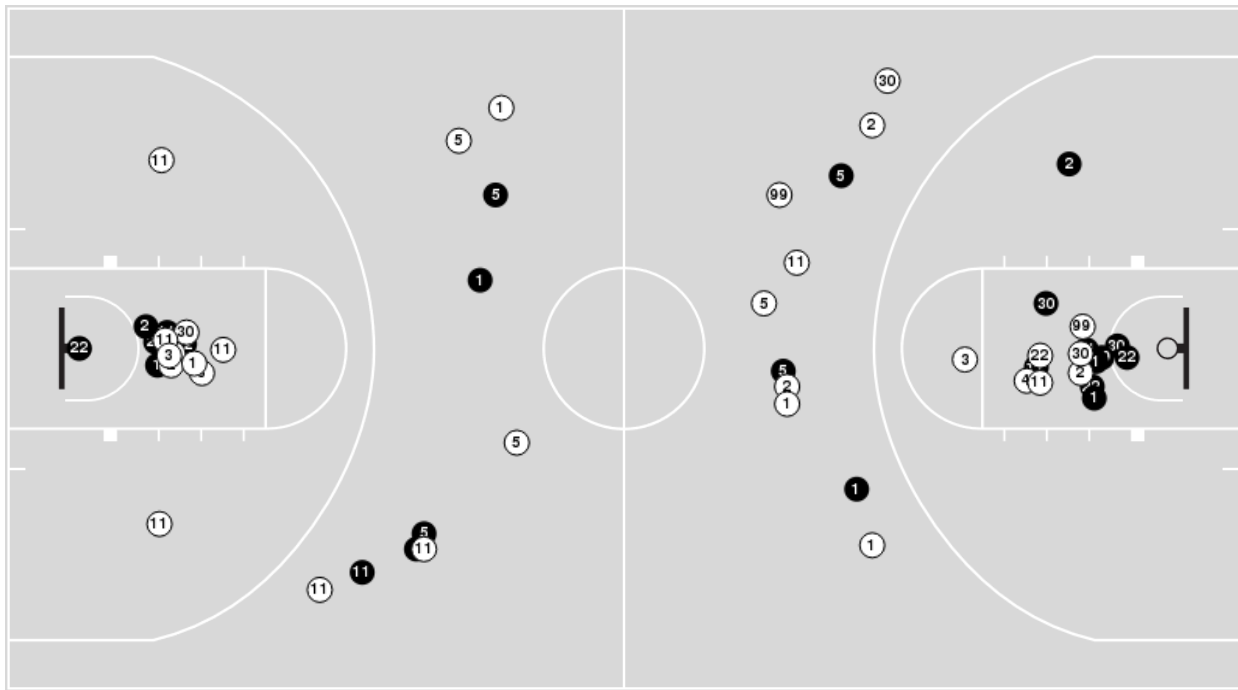


Officials: Don Daily, Chuck Jones, Michael Roberts

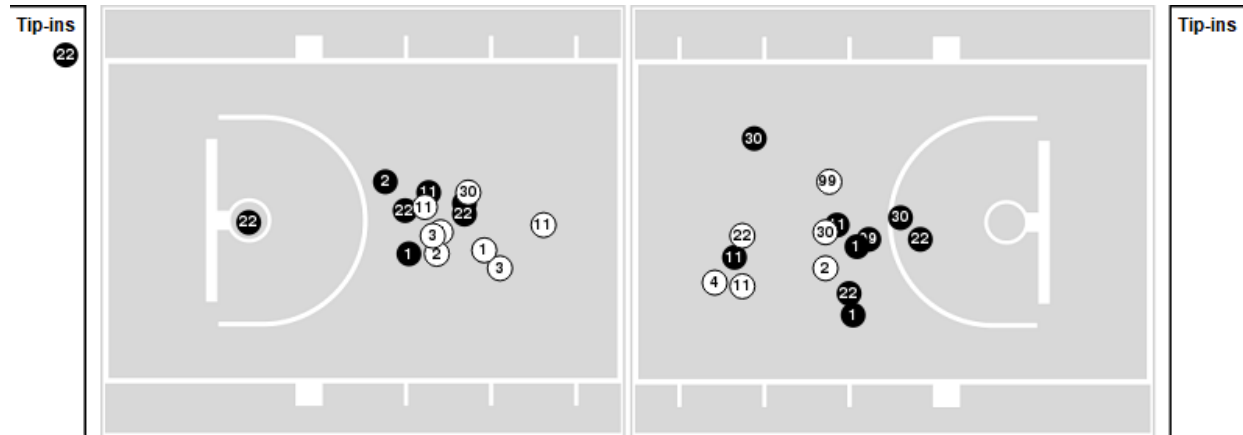
Players => 0, 1, 2, 3, 4, 5, 7, 10, 11, 12, 15, 21, 22, 24, 25, 30, 33, 99FG Types=>AllResults=>All

Vanderbilt

All Field Goals



Blow Up Chart



N Made **O** Missed **N** - Player Number

Vanderbilt	M/A	%
Field Goals	26/56	46
2 Points	18/35	51
3 Points	8/21	38
Free Throws	16/19	84

Vanderbilt	M/A	%
Points in the Paint	34 (17 / 31)	55
Fast Break Points	9 (4/4)	100
Second Chance Points	18 (9/12)	75
Effective FG%	54	



Tennessee at Vanderbilt

01/18/25 Memorial Gymnasium (Vanderbilt), Nashville, Tenn.
Vanderbilt vs. No. 6 Tennessee

Game Time: 2:30 PM
Game Duration: 2:14
Attendance: 14,316

Officials: Don Daily, Chuck Jones, Michael Roberts

Tennessee

Lineup	Quarter On	Time On	Quarter Off	Time Off	Time on Court	Score	Score Diff	Reb	Stl	Tov	Ass	PPP
2- Lanier C/ 5- Zeigler Z/ 7- Milicic Jr. I/ 15- Mashack J/ 34- Okpara F/	1	20:00	1	18:03	01:57	0-3	-3	2	0	1	0	0.0000
5- Zeigler Z/ 7- Milicic Jr. I/ 11- Gainey J/ 15- Mashack J/ 34- Okpara F/	1	18:03	1	15:40	02:23	8-5	3	2	0	0	3	2.6667
2- Lanier C/ 5- Zeigler Z/ 7- Milicic Jr. I/ 12- Phillips C/ 15- Mashack J/	1	15:40	1	13:57	01:43	3-2	1	1	0	0	1	1.5000
2- Lanier C/ 5- Zeigler Z/ 8- Dubar D/ 12- Phillips C/ 15- Mashack J/	1	13:57	1	13:57	00:00	0-0	0	0	0	0	0	0.0000
2- Lanier C/ 5- Zeigler Z/ 8- Dubar D/ 11- Gainey J/ 15- Mashack J/	1	13:57	1	13:51	00:06	0-0	0	0	0	0	0	0.0000
2- Lanier C/ 5- Zeigler Z/ 8- Dubar D/ 11- Gainey J/ 12- Phillips C/	1	13:51	1	13:05	00:46	3-0	3	0	0	0	1	3.0000
2- Lanier C/ 5- Zeigler Z/ 8- Dubar D/ 11- Gainey J/ 34- Okpara F/	1	13:05	1	11:21	01:44	5-3	2	0	1	1	2	1.6667
5- Zeigler Z/ 8- Dubar D/ 11- Gainey J/ 15- Mashack J/ 34- Okpara F/	1	11:21	1	10:23	00:58	2-0	2	1	0	0	0	2.0000
5- Zeigler Z/ 7- Milicic Jr. I/ 8- Dubar D/ 11- Gainey J/ 15- Mashack J/	1	10:23	1	08:07	02:16	5-8	-3	2	1	0	2	1.2500
2- Lanier C/ 5- Zeigler Z/ 7- Milicic Jr. I/ 8- Dubar D/ 11- Gainey J/	1	08:07	1	07:35	00:32	0-0	0	0	0	1	0	0.0000
2- Lanier C/ 5- Zeigler Z/ 7- Milicic Jr. I/ 11- Gainey J/ 34- Okpara F/	1	07:35	1	07:10	00:25	0-2	-2	0	0	0	0	0.0000
2- Lanier C/ 7- Milicic Jr. I/ 11- Gainey J/ 15- Mashack J/ 34- Okpara F/	1	07:10	1	05:58	01:12	2-3	-1	0	0	1	0	1.0638
3- Boswell B/ 7- Milicic Jr. I/ 8- Dubar D/ 11- Gainey J/ 15- Mashack J/	1	05:58	1	05:04	00:54	0-4	-4	1	0	0	0	0.0000
3- Boswell B/ 7- Milicic Jr. I/ 11- Gainey J/ 12- Phillips C/ 15- Mashack J/	1	05:04	1	04:51	00:13	0-0	0	0	0	0	0	0.0000
2- Lanier C/ 7- Milicic Jr. I/ 11- Gainey J/ 12- Phillips C/ 15- Mashack J/	1	04:51	1	03:13	01:38	0-1	-1	2	0	1	0	0.0000
2- Lanier C/ 3- Boswell B/ 7- Milicic Jr. I/ 11- Gainey J/ 12- Phillips C/	1	03:13	1	02:12	01:01	0-4	-4	0	0	1	0	0.0000
2- Lanier C/ 7- Milicic Jr. I/ 11- Gainey J/ 12- Phillips C/ 15- Mashack J/	1	02:12	2	20:00	02:12	7-6	1	1	0	0	1	1.8617
2- Lanier C/ 5- Zeigler Z/ 7- Milicic Jr. I/ 15- Mashack J/ 34- Okpara F/	2	20:00	2	17:11	02:49	5-9	-4	2	0	1	1	1.2887
2- Lanier C/ 5- Zeigler Z/ 7- Milicic Jr. I/ 11- Gainey J/ 34- Okpara F/	2	17:11	2	16:14	00:57	2-3	-1	0	0	1	0	1.0000
2- Lanier C/ 5- Zeigler Z/ 11- Gainey J/ 15- Mashack J/ 34- Okpara F/	2	16:14	2	13:10	03:04	9-9	0	2	0	0	0	1.8443
5- Zeigler Z/ 7- Milicic Jr. I/ 11- Gainey J/ 15- Mashack J/ 34- Okpara F/	2	13:10	2	12:35	00:35	1-0	1	1	0	0	0	0.6944
5- Zeigler Z/ 7- Milicic Jr. I/ 11- Gainey J/ 12- Phillips C/ 15- Mashack J/	2	12:35	2	11:32	01:03	0-2	-2	0	1	1	0	0.0000
2- Lanier C/ 5- Zeigler Z/ 7- Milicic Jr. I/ 11- Gainey J/ 12- Phillips C/	2	11:32	2	11:12	00:20	0-1	-1	0	0	0	0	0.0000
2- Lanier C/ 5- Zeigler Z/ 7- Milicic Jr. I/ 11- Gainey J/ 34- Okpara F/	2	11:12	2	00:45	10:26	22-11	11	6	1	2	5	1.3221
5- Zeigler Z/ 7- Milicic Jr. I/ 11- Gainey J/ 15- Mashack J/ 34- Okpara F/	2	00:45	2	00:11	00:34	0-0	0	1	0	0	0	0.0000
2- Lanier C/ 5- Zeigler Z/ 7- Milicic Jr. I/ 11- Gainey J/ 34- Okpara F/	2	00:11	2	00:00	00:11	1-0	1	1	0	0	0	0.5319



Officials: Don Daily, Chuck Jones, Michael Roberts

Vanderbilt

Lineup	Quarter On	Time On	Quarter Off	Time Off	Time on Court	Score	Score Diff	Reb	Stl	Tov	Ass	PPP
1- Edwards J/ 5- Nickel T/ 11- Hoggard A/ 30- Manon C/ 99- McGlockton D/	1	20:00	1	16:40	03:20	8-6	2	2	1	0	2	2.0000
1- Edwards J/ 2- Collins M/ 5- Nickel T/ 11- Hoggard A/ 99- McGlockton D/	1	16:40	1	15:40	01:00	0-2	-2	0	0	0	0	0.0000
1- Edwards J/ 2- Collins M/ 4- Huffman G/ 5- Nickel T/ 22- Carey J/	1	15:40	1	13:57	01:43	2-3	-1	3	0	0	0	1.0000
2- Collins M/ 3- Tanner T/ 4- Huffman G/ 22- Carey J/ 99- McGlockton D/	1	13:57	1	12:17	01:40	1-8	-7	1	0	2	0	0.3472
3- Tanner T/ 5- Nickel T/ 11- Hoggard A/ 30- Manon C/ 99- McGlockton D/	1	12:17	1	10:23	01:54	2-2	0	2	0	1	0	1.0638
1- Edwards J/ 5- Nickel T/ 11- Hoggard A/ 30- Manon C/ 99- McGlockton D/	1	10:23	1	09:51	00:32	2-0	2	0	0	0	1	2.0000
1- Edwards J/ 2- Collins M/ 5- Nickel T/ 11- Hoggard A/ 99- McGlockton D/	1	09:51	1	09:09	00:42	3-2	1	1	0	0	0	2.0833
1- Edwards J/ 2- Collins M/ 11- Hoggard A/ 22- Carey J/ 99- McGlockton D/	1	09:09	1	08:07	01:02	3-3	0	1	0	1	1	1.2295
1- Edwards J/ 2- Collins M/ 4- Huffman G/ 22- Carey J/ 30- Manon C/	1	08:07	1	05:04	03:03	9-2	7	4	1	0	0	2.1429
1- Edwards J/ 3- Tanner T/ 11- Hoggard A/ 22- Carey J/ 99- McGlockton D/	1	05:04	1	04:51	00:13	1-0	1	1	0	0	0	1.1364
1- Edwards J/ 2- Collins M/ 3- Tanner T/ 11- Hoggard A/ 99- McGlockton D/	1	04:51	1	04:51	00:00	0-0	0	0	0	0	0	0.0000
2- Collins M/ 3- Tanner T/ 11- Hoggard A/ 22- Carey J/ 99- McGlockton D/	1	04:51	1	03:13	01:38	0-0	0	2	0	0	0	0.0000
1- Edwards J/ 3- Tanner T/ 11- Hoggard A/ 22- Carey J/ 99- McGlockton D/	1	03:13	1	01:36	01:37	6-2	4	0	0	0	0	2.0000
1- Edwards J/ 2- Collins M/ 3- Tanner T/ 22- Carey J/ 99- McGlockton D/	1	01:36	1	00:26	01:09	0-4	-4	0	0	0	0	0.0000
1- Edwards J/ 3- Tanner T/ 5- Nickel T/ 11- Hoggard A/ 99- McGlockton D/	1	00:26	1	00:03	00:23	3-1	2	0	0	0	1	3.0000
2- Collins M/ 3- Tanner T/ 4- Huffman G/ 5- Nickel T/ 99- McGlockton D/	1	00:03	2	20:00	00:03	1-0	1	0	0	0	0	2.2727
1- Edwards J/ 5- Nickel T/ 11- Hoggard A/ 30- Manon C/ 99- McGlockton D/	2	20:00	2	19:17	00:43	0-1	-1	0	0	0	0	0.0000
1- Edwards J/ 2- Collins M/ 5- Nickel T/ 11- Hoggard A/ 99- McGlockton D/	2	19:17	2	13:46	05:31	19-14	5	4	0	0	5	2.1111
1- Edwards J/ 2- Collins M/ 4- Huffman G/ 5- Nickel T/ 22- Carey J/	2	13:46	2	12:35	01:11	2-2	0	1	0	0	0	1.0000
1- Edwards J/ 2- Collins M/ 4- Huffman G/ 22- Carey J/ 30- Manon C/	2	12:35	2	11:54	00:41	2-0	2	0	1	1	1	1.0000
2- Collins M/ 3- Tanner T/ 4- Huffman G/ 22- Carey J/ 30- Manon C/	2	11:54	2	11:12	00:42	1-0	1	1	0	0	0	2.2727
2- Collins M/ 3- Tanner T/ 4- Huffman G/ 22- Carey J/ 99- McGlockton D/	2	11:12	2	09:23	01:49	3-5	-2	1	1	1	0	0.8721
1- Edwards J/ 3- Tanner T/ 11- Hoggard A/ 22- Carey J/ 99- McGlockton D/	2	09:23	2	07:50	01:33	2-0	2	2	0	0	0	1.0000
1- Edwards J/ 3- Tanner T/ 5- Nickel T/ 11- Hoggard A/ 99- McGlockton D/	2	07:50	2	05:37	02:13	2-3	-1	0	0	1	1	0.5000
2- Collins M/ 3- Tanner T/ 4- Huffman G/ 5- Nickel T/ 22- Carey J/	2	05:37	2	04:58	00:39	0-2	-2	0	0	1	0	0.0000
2- Collins M/ 3- Tanner T/ 4- Huffman G/ 22- Carey J/ 30- Manon C/	2	04:58	2	04:44	00:14	0-0	0	0	0	0	0	0.0000
1- Edwards J/ 2- Collins M/ 5- Nickel T/ 11- Hoggard A/ 22- Carey J/	2	04:44	2	03:48	00:56	2-4	-2	0	0	0	0	2.0000
2- Collins M/ 3- Tanner T/ 11- Hoggard A/ 22- Carey J/ 30- Manon C/	2	03:48	2	02:35	01:13	2-2	0	1	0	1	0	1.0638
1- Edwards J/ 2- Collins M/ 5- Nickel T/ 11- Hoggard A/ 22- Carey J/	2	02:35	2	01:48	00:47	0-0	0	1	0	1	0	0.0000
2- Collins M/ 3- Tanner T/ 11- Hoggard A/ 22- Carey J/ 30- Manon C/	2	01:48	2	01:33	00:15	0-2	-2	0	0	0	0	0.0000
1- Edwards J/ 4- Huffman G/ 5- Nickel T/ 11- Hoggard A/ 22- Carey J/	2	01:33	2	00:45	00:47	0-3	-3	0	0	1	0	0.0000
1- Edwards J/ 4- Huffman G/ 5- Nickel T/ 11- Hoggard A/ 99- McGlockton D/	2	00:45	2	00:45	00:00	0-0	0	0	0	0	0	0.0000
1- Edwards J/ 3- Tanner T/ 5- Nickel T/ 11- Hoggard A/ 99- McGlockton D/	2	00:45	2	00:11	00:34	0-1	-1	0	0	0	0	0.0000
3- Tanner T/ 4- Huffman G/ 11- Hoggard A/ 30- Manon C/ 99- McGlockton D/	2	00:11	2	00:02	00:08	0-0	0	1	0	0	0	0.0000
1- Edwards J/ 5- Nickel T/ 11- Hoggard A/ 22- Carey J/ 99- McGlockton D/	2	00:02	2	00:00	00:02	0-1	-1	0	0	0	0	0.0000



Tennessee at Vanderbilt

01/18/25 Memorial Gymnasium (Vanderbilt), Nashville, Tenn.
Vanderbilt vs. No. 6 Tennessee

Game Time: 2:30 PM
Game Duration: 2:14
Attendance: 14,316

Officials: Don Daily, Chuck Jones, Michael Roberts

Tennessee

Lineup	Time	Score	Score Diff	Pts/Min	Reb	Stl	Tov	Ass	PPP
2- Lanier C/ 5- Zeigler Z/ 7- Milicic Jr. / 11- Gainey J/ 34- Okpara F/	12:00	25-16	9	2.0833	7	1	3	5	1.2183
2- Lanier C/ 5- Zeigler Z/ 7- Milicic Jr. / 15- Mashack J/ 34- Okpara F/	04:46	5-12	-7	1.0490	4	0	2	1	0.8503
2- Lanier C/ 7- Milicic Jr. / 11- Gainey J/ 12- Phillips C/ 15- Mashack J/	03:50	7-7	0	1.8261	3	0	1	1	1.0355
5- Zeigler Z/ 7- Milicic Jr. / 11- Gainey J/ 15- Mashack J/ 34- Okpara F/	03:32	9-5	4	2.5472	4	0	0	3	2.0270
2- Lanier C/ 5- Zeigler Z/ 11- Gainey J/ 15- Mashack J/ 34- Okpara F/	03:04	9-9	0	2.9348	2	0	0	0	1.8443
5- Zeigler Z/ 7- Milicic Jr. / 8- Dubar D/ 11- Gainey J/ 15- Mashack J/	02:16	5-8	-3	2.2059	2	1	0	2	1.2500
2- Lanier C/ 5- Zeigler Z/ 8- Dubar D/ 11- Gainey J/ 34- Okpara F/	01:44	5-3	2	2.8846	0	1	1	2	1.6667
2- Lanier C/ 5- Zeigler Z/ 7- Milicic Jr. / 12- Phillips C/ 15- Mashack J/	01:43	3-2	1	1.7476	1	0	0	1	1.5000
2- Lanier C/ 7- Milicic Jr. / 11- Gainey J/ 15- Mashack J/ 34- Okpara F/	01:12	2-3	-1	1.6667	0	0	1	0	1.0638
5- Zeigler Z/ 7- Milicic Jr. / 11- Gainey J/ 12- Phillips C/ 15- Mashack J/	01:03	0-2	-2	0.0000	0	1	1	0	0.0000
2- Lanier C/ 3- Boswell B/ 7- Milicic Jr. / 11- Gainey J/ 12- Phillips C/	01:01	0-4	-4	0.0000	0	0	1	0	0.0000
5- Zeigler Z/ 8- Dubar D/ 11- Gainey J/ 15- Mashack J/ 34- Okpara F/	00:58	2-0	2	2.0690	1	0	0	0	2.0000
3- Boswell B/ 7- Milicic Jr. / 8- Dubar D/ 11- Gainey J/ 15- Mashack J/	00:54	0-4	-4	0.0000	1	0	0	0	0.0000
2- Lanier C/ 5- Zeigler Z/ 8- Dubar D/ 11- Gainey J/ 12- Phillips C/	00:46	3-0	3	3.9130	0	0	0	1	3.0000
2- Lanier C/ 5- Zeigler Z/ 7- Milicic Jr. / 8- Dubar D/ 11- Gainey J/	00:32	0-0	0	0.0000	0	0	1	0	0.0000
2- Lanier C/ 5- Zeigler Z/ 7- Milicic Jr. / 11- Gainey J/ 12- Phillips C/	00:20	0-1	-1	0.0000	0	0	0	0	0.0000
3- Boswell B/ 7- Milicic Jr. / 11- Gainey J/ 12- Phillips C/ 15- Mashack J/	00:13	0-0	0	0.0000	0	0	0	0	0.0000
2- Lanier C/ 5- Zeigler Z/ 8- Dubar D/ 11- Gainey J/ 15- Mashack J/	00:06	0-0	0	0.0000	0	0	0	0	0.0000
2- Lanier C/ 5- Zeigler Z/ 8- Dubar D/ 12- Phillips C/ 15- Mashack J/	00:00	0-0	0	NaN	0	0	0	0	0.0000



Tennessee at Vanderbilt

01/18/25 Memorial Gymnasium (Vanderbilt), Nashville, Tenn.
Vanderbilt vs. No. 6 Tennessee

Game Time: 2:30 PM
Game Duration: 2:14
Attendance: 14,316

Officials: Don Daily, Chuck Jones, Michael Roberts

Vanderbilt

Lineup	Time	Score	Score Diff	Pts/Min	Reb	Stl	Tov	Ass	PPP
1- Edwards J/ 2- Collins M/ 5- Nickel T/ 11- Hoggard A/ 99- McGlockton D/	07:13	22-18	4	3.0485	5	0	0	5	1.9231
1- Edwards J/ 5- Nickel T/ 11- Hoggard A/ 30- Manon C/ 99- McGlockton D/	04:35	10-7	3	2.1818	2	1	0	3	1.6667
1- Edwards J/ 2- Collins M/ 4- Huffman G/ 22- Carey J/ 30- Manon C/	03:44	11-2	9	2.9464	4	2	1	1	1.7742
2- Collins M/ 3- Tanner T/ 4- Huffman G/ 22- Carey J/ 99- McGlockton D/	03:29	4-13	-9	1.1483	2	1	3	0	0.6329
1- Edwards J/ 3- Tanner T/ 11- Hoggard A/ 22- Carey J/ 99- McGlockton D/	03:23	9-2	7	2.6601	3	0	0	0	1.5306
1- Edwards J/ 3- Tanner T/ 5- Nickel T/ 11- Hoggard A/ 99- McGlockton D/	03:10	5-5	0	1.5781	0	0	1	2	0.8333
1- Edwards J/ 2- Collins M/ 4- Huffman G/ 5- Nickel T/ 22- Carey J/	02:54	4-5	-1	1.3793	4	0	0	0	1.0000
3- Tanner T/ 5- Nickel T/ 11- Hoggard A/ 30- Manon C/ 99- McGlockton D/	01:54	2-2	0	1.0526	2	0	1	0	1.0638
1- Edwards J/ 2- Collins M/ 5- Nickel T/ 11- Hoggard A/ 22- Carey J/	01:43	2-4	-2	1.1650	1	0	1	0	0.6667
2- Collins M/ 3- Tanner T/ 11- Hoggard A/ 22- Carey J/ 99- McGlockton D/	01:38	0-0	0	0.0000	2	0	0	0	0.0000
2- Collins M/ 3- Tanner T/ 11- Hoggard A/ 22- Carey J/ 30- Manon C/	01:28	2-4	-2	1.3636	1	0	1	0	1.0638
1- Edwards J/ 2- Collins M/ 3- Tanner T/ 22- Carey J/ 99- McGlockton D/	01:09	0-4	-4	0.0000	0	0	0	0	0.0000
1- Edwards J/ 2- Collins M/ 11- Hoggard A/ 22- Carey J/ 99- McGlockton D/	01:02	3-3	0	2.9032	1	0	1	1	1.2295
2- Collins M/ 3- Tanner T/ 4- Huffman G/ 22- Carey J/ 30- Manon C/	00:56	1-0	1	1.0714	1	0	0	0	2.2727
1- Edwards J/ 4- Huffman G/ 5- Nickel T/ 11- Hoggard A/ 22- Carey J/	00:47	0-3	-3	0.0000	0	0	1	0	0.0000
2- Collins M/ 3- Tanner T/ 4- Huffman G/ 5- Nickel T/ 22- Carey J/	00:39	0-2	-2	0.0000	0	0	1	0	0.0000
3- Tanner T/ 4- Huffman G/ 11- Hoggard A/ 30- Manon C/ 99- McGlockton D/	00:08	0-0	0	0.0000	1	0	0	0	0.0000
2- Collins M/ 3- Tanner T/ 4- Huffman G/ 5- Nickel T/ 99- McGlockton D/	00:03	1-0	1	16.2162	0	0	0	0	2.2727
1- Edwards J/ 5- Nickel T/ 11- Hoggard A/ 22- Carey J/ 99- McGlockton D/	00:02	0-1	-1	0.0000	0	0	0	0	0.0000
1- Edwards J/ 2- Collins M/ 3- Tanner T/ 11- Hoggard A/ 99- McGlockton D/	00:00	0-0	0	NaN	0	0	0	0	0.0000
1- Edwards J/ 4- Huffman G/ 5- Nickel T/ 11- Hoggard A/ 99- McGlockton D/	00:00	0-0	0	NaN	0	0	0	0	0.0000