



Kentucky at Vanderbilt

01/25/25 Memorial Gymnasium (Vanderbilt), Nashville, Tenn.
Vanderbilt vs. #9 Kentucky

Game Time: 1:30 PM
Game Duration: 2:07
Attendance: 14,316

Officials: KB Burdett, Mike Nance, Josue Nieves

Kentucky - 69

Record: 14-5 (3-3)

NO.	Name	F	Min	FG			3P			FT			Rebounds			Fouls		TP	AS	TO	ST	Blocks		+/-
				M-A	M-A	M-A	OR	DR	TOT	PF	FD	BS	BA											
15	Ansley Almonor	F	24:28	4-5	4-5	0-0	0	4	4	1	0	12	0	1	0	0	0	1	0	0	0	0	-3	
22	Amari Williams	F	22:59	2-4	0-0	2-4	3	2	5	0	2	6	4	1	0	2	0	5	0	2	0	0	5	
00	Otega Oweh	G	32:45	8-14	0-3	5-7	3	9	12	0	4	21	3	4	1	0	0	0	0	0	0	-7		
1	Lamont Butler	G	27:07	2-7	1-2	1-2	0	3	3	5	1	6	2	6	1	1	2	1	1	2	1	1		
2	Jaxson Robinson	G	31:04	4-8	3-5	0-0	0	3	3	0	1	11	1	0	0	0	1	0	0	1	0	-3		
11	Travis Perry		06:38	0-1	0-1	0-0	0	0	0	0	0	0	1	0	0	0	0	0	0	0	0	-8		
4	Koby Brea		21:58	1-5	1-4	0-0	0	4	4	1	1	3	0	0	1	0	0	1	0	0	0	4		
10	Brandon Garrison		18:17	4-7	0-1	0-0	1	4	5	1	0	8	0	4	0	1	0	0	1	0	0	-8		
5	Collin Chandler		02:53	0-1	0-1	0-0	0	0	0	0	0	0	0	1	0	0	0	0	0	0	0	-5		
9	Trent Noah		11:51	1-2	0-1	0-0	3	1	4	2	0	2	0	0	1	0	0	1	0	0	0	-1		
Team							0	3	3			0			0									
Totals				26-54	9-23	8-13	10	33	43	10	9	69	11	17	4	4	3	5						

Shooting By Period		
1 st FG%	11-29	37.9%
3PT%	4-14	28.6%
FT%	1-2	50%
2 nd FG%	15-25	60.0%
3PT%	5-9	55.6%
FT%	7-11	63.6%
GM FG%	26-54	48.1%
3PT%	9-23	39.1%
FT%	8-13	61.5%

Dead Ball Rebounds: 2, 0

Technical Fouls::NONE

Vanderbilt - 74

Record: 16-4 (4-3)

NO.	Name	F	Min	FG			3P			FT			Rebounds			Fouls		TP	AS	TO	ST	Blocks		+/-
				M-A	M-A	M-A	OR	DR	TOT	PF	FD	BS	BA											
5	Tyler Nickel	F	27:30	4-7	3-6	0-0	1	3	4	0	0	11	1	1	1	1	0	0	6	0	0	6		
99	Devin McGlockton	F	26:59	6-10	2-5	0-0	2	4	6	3	0	14	2	0	2	1	0	6	2	1	0	6		
1	Jason Edwards	G	26:44	6-11	2-4	4-6	0	0	0	1	5	18	4	1	0	0	1	3	0	1	3	3		
11	A.J. Hoggard	G	25:05	2-8	1-3	0-1	1	2	3	2	3	5	6	2	1	0	1	3	0	1	3	3		
30	Chris Manon	G	20:38	2-8	0-3	0-2	2	1	3	1	1	4	3	0	1	2	0	-4	2	0	0	-4		
2	MJ Collins		20:47	2-8	1-5	0-0	0	0	0	1	0	5	0	0	1	0	1	6	0	1	0	6		
4	Grant Huffman		13:15	0-1	0-1	0-0	0	3	3	0	0	0	1	0	1	0	0	-5	0	0	0	-5		
3	Tyler Tanner		22:29	3-6	1-2	0-0	0	2	2	0	0	7	4	0	2	0	1	10	2	0	1	10		
22	Jaylen Carey		16:33	4-7	2-4	0-2	1	5	6	1	1	10	0	1	1	0	0	0	0	0	0	0		
Team							2	1	3			0			0									
Totals				29-66	12-33	4-11	9	21	30	9	10	74	21	5	10	3	4	5						

Shooting By Period		
1 st FG%	17-38	44.7%
3PT%	7-18	38.9%
FT%	0-2	0%
2 nd FG%	12-28	42.9%
3PT%	5-15	33.3%
FT%	4-9	44.4%
GM FG%	29-66	43.9%
3PT%	12-33	36.4%
FT%	4-11	36.4%

Dead Ball Rebounds: 2, 0

Technical Fouls::NONE

	UK	Vandy
Biggest lead	7 (2 nd 8:39)	14 (1 st 0:24)
Best Scoring Run	11 (2 nd 17:30)	9 (1 st 2:02)
Lead Changes	17	
Times Tied	4	
Time with Lead	10:37	26:08

Points from	UK	Vandy
Turnovers	7	14
Paint	30	32
Second Chance	13	9
Fast Breaks	7	10
Bench	13	22

	Period by Period Scoring		
	1st	2nd	TOT
UK	27	42	69
Vandy	41	33	74



Officials: KB Burdett, Mike Nance, Josue Nieves

Period 1

Quarter Starters:

Vandy	1 Edwards J	5 Nickel T	11 Hoggard A	30 Manon C	99 McGlockton D
UK	00 Oweh O	1 Butler L	2 Robinson J	15 Almonor A	22 Williams A

Game Time	Vandy	Score	Diff	UK
20:00	99 MCGLOCKTON D jumpball won			22 WILLIAMS A jumpball lost
19:47	30 MANON C 3pt FG , jump shot missed			
19:44				1 BUTLER L defensive rebound (1)
19:33		0-2	-2	22 WILLIAMS A 2pt FG in the paint, dunk, made (2)
19:33				00 OWEH O assist (1)
19:17	1 EDWARDS J 3pt FG , jump shot made (3)	3-2	1	
19:17	30 MANON C assist (1)			
18:59		3-4	-1	00 OWEH O 2pt FG in the paint, driving layup made (2)
18:47	1 EDWARDS J 2pt FG in the paint, layup made (5)	5-4	1	
18:47	30 MANON C assist (2)			
18:34				1 BUTLER L 2pt FG in the paint, turnaround jump shot missed
18:32	99 MCGLOCKTON D defensive rebound (1)			
18:22	99 MCGLOCKTON D 3pt FG , jump shot missed			
18:21				00 OWEH O defensive rebound (1)
18:10				1 BUTLER L 2pt FG in the paint, layup missed
18:07	11 HOGGARD A defensive rebound (1)			
18:05	30 MANON C 2pt FG fast break in the paint, dunk, made (2)	7-4	3	
18:05	11 HOGGARD A assist (1)			
17:41		7-6	1	00 OWEH O 2pt FG in the paint, layup made (4)
17:15	30 MANON C 3pt FG , jump shot missed			
17:13				15 ALMONOR A defensive rebound (1)
16:53				00 OWEH O 3pt FG , jump shot missed
16:46				22 WILLIAMS A offensive rebound (1)
16:42	jump ball situation			
16:42	5 NICKEL T substitution out			
16:42	11 HOGGARD A substitution out			
16:42	2 COLLINS M substitution in			
16:42	4 HUFFMAN G substitution in			
16:42				1 BUTLER L substitution out
16:42				11 PERRY T substitution in
16:24				22 WILLIAMS A 2pt FG second chance in the paint, turnaround jump shot missed
16:21	99 MCGLOCKTON D defensive rebound (2)			
16:09	30 MANON C 2pt FG in the paint, layup missed			
16:06				15 ALMONOR A defensive rebound (2)
15:44		7-9	-2	15 ALMONOR A 3pt FG , jump shot made (3)
15:44				11 PERRY T assist (1)
15:30	1 EDWARDS J 3pt FG , jump shot made (8)	10-9	1	
15:30	99 MCGLOCKTON D assist (1)			
15:12		10-12	-2	2 ROBINSON J 3pt FG , jump shot made (3)
15:12				22 WILLIAMS A assist (1)
14:46	1 EDWARDS J 2pt FG in the paint, turnaround jump shot made (10)	12-12	0	
14:33				11 PERRY T 3pt FG , jump shot missed



Kentucky at Vanderbilt

01/25/25 Memorial Gymnasium (Vanderbilt), Nashville, Tenn.
Vanderbilt vs. #9 Kentucky

Game Time: 1:30 PM
Game Duration: 2:07
Attendance: 14,316

Officials: KB Burdett, Mike Nance, Josue Nieves

Game Time	Vandy	Score	Diff	UK
14:31	4 HUFFMAN G defensive rebound (1)			
14:20	99 MCGLOCKTON D 3pt FG , jump shot made (3)	15-12	3	
14:20	30 MANON C assist (3)			
14:12				Timeout 30 Sec
14:12	1 EDWARDS J substitution out			
14:12	30 MANON C substitution out			
14:12	99 MCGLOCKTON D substitution out			
14:12	3 TANNER T substitution in			
14:12	5 NICKEL T substitution in			
14:12	22 CAREY J substitution in			
14:12				2 ROBINSON J substitution out
14:12				11 PERRY T substitution out
14:12				22 WILLIAMS A substitution out
14:12				1 BUTLER L substitution in
14:12				4 BREA K substitution in
14:12				10 GARRISON B substitution in
14:05		15-14	1	10 GARRISON B 2pt FG in the paint, layup made (2)
14:05				1 BUTLER L assist (1)
13:42	2 COLLINS M 3pt FG , jump shot missed			
13:40				00 OWEH O defensive rebound (2)
13:36				00 OWEH O 2pt FG in the paint, layup missed
13:33	22 CAREY J defensive rebound (1)			
13:14	5 NICKEL T 3pt FG , jump shot missed			
13:12				00 OWEH O defensive rebound (3)
12:57	4 HUFFMAN G steal (1)			10 GARRISON B turnover bad pass (1)
12:45	3 TANNER T 2pt FG from turnover outside the paint, pull up jump shot missed			
12:43				1 BUTLER L defensive rebound (2)
12:37	5 NICKEL T steal (1)			1 BUTLER L turnover lost ball (1)
12:37				00 OWEH O substitution out
12:37				15 ALMONOR A substitution out
12:37				5 CHANDLER C substitution in
12:37				9 NOAH T substitution in
12:24	2 COLLINS M 2pt FG from turnover in the paint, layup missed			
12:21				10 GARRISON B defensive rebound (1)
12:16				4 BREA K 3pt FG , jump shot missed
12:13				9 NOAH T offensive rebound (1)
11:58				5 CHANDLER C 3pt FG second chance, jump shot missed
11:55	4 HUFFMAN G defensive rebound (2)			
11:49	22 CAREY J 3pt FG , jump shot made (3)	18-14	4	
11:49	4 HUFFMAN G assist (1)			
11:28				10 GARRISON B 3pt FG , jump shot missed
11:26	22 CAREY J defensive rebound (2)			
11:15	22 CAREY J 2pt FG in the paint, layup missed			
11:12				4 BREA K defensive rebound (1)
10:55		18-16	2	10 GARRISON B 2pt FG in the paint, layup made (4)
10:37	4 HUFFMAN G 3pt FG , jump shot missed			
10:33				defensive rebound (12)
10:33				Timeout media



Kentucky at Vanderbilt

01/25/25 Memorial Gymnasium (Vanderbilt), Nashville, Tenn.
Vanderbilt vs. #9 Kentucky

Game Time: 1:30 PM
Game Duration: 2:07
Attendance: 14,316

Officials: KB Burdett, Mike Nance, Josue Nieves

Game Time	Vandy	Score	Diff	UK
10:33	2 COLLINS M substitution out			
10:33	4 HUFFMAN G substitution out			
10:33	5 NICKEL T substitution out			
10:33	22 CAREY J substitution out			
10:33	1 EDWARDS J substitution in			
10:33	11 HOGGARD A substitution in			
10:33	30 MANON C substitution in			
10:33	99 MCGLOCKTON D substitution in			
10:33				5 CHANDLER C substitution out
10:33				10 GARRISON B substitution out
10:33				2 ROBINSON J substitution in
10:33				22 WILLIAMS A substitution in
10:18				1 BUTLER L 3pt FG , jump shot missed
10:13				9 NOAH T offensive rebound (2)
10:00		18-19	-1	4 BREA K 3pt FG second chance, jump shot made (3)
10:00				1 BUTLER L assist (2)
09:34	99 MCGLOCKTON D 2pt FG in the paint, turnaround jump shot missed			
09:32				9 NOAH T defensive rebound (3)
09:26				1 BUTLER L turnover bad pass (2)
09:26				1 BUTLER L substitution out
09:26				11 PERRY T substitution in
09:14	3 TANNER T 3pt FG from turnover, jump shot made (3)	21-19	2	
09:14	1 EDWARDS J assist (1)			
08:57		21-22	-1	2 ROBINSON J 3pt FG , jump shot made (6)
08:29	30 MANON C 2pt FG in the paint, driving layup missed			
08:25	30 MANON C offensive rebound (1)			
08:20	11 HOGGARD A 3pt FG second chance, jump shot missed			
08:18	30 MANON C offensive rebound (2)			
08:17	30 MANON C 2pt FG second chance in the paint, layup missed			
08:15	99 MCGLOCKTON D offensive rebound (3)			
08:10	99 MCGLOCKTON D 3pt FG second chance, jump shot missed			
08:08				4 BREA K defensive rebound (2)
07:49	99 MCGLOCKTON D foul shooting (1 - 1)			22 WILLIAMS A foul drawn (1)
07:49	Timeout media			
07:49	3 TANNER T substitution out			
07:49	5 NICKEL T substitution in			
07:49				4 BREA K substitution out
07:49				9 NOAH T substitution out
07:49				00 OWEH O substitution in
07:49				15 ALMONOR A substitution in
07:49				22 WILLIAMS A free throw 1 - 2 missed
07:49				offensive dead ball rebound (1)
07:49		21-23	-2	22 WILLIAMS A free throw 2 - 2 made (3)
07:49				22 WILLIAMS A substitution out
07:49				10 GARRISON B substitution in
07:33	5 NICKEL T 3pt FG , jump shot made (3)	24-23	1	
07:33	11 HOGGARD A assist (2)			
07:14				15 ALMONOR A 3pt FG , jump shot missed



Kentucky at Vanderbilt

01/25/25 Memorial Gymnasium (Vanderbilt), Nashville, Tenn.
Vanderbilt vs. #9 Kentucky

Game Time: 1:30 PM
Game Duration: 2:07
Attendance: 14,316

Officials: KB Burdett, Mike Nance, Josue Nieves

Game Time	Vandy	Score	Diff	UK
07:12	30 MANON C defensive rebound (3)			
07:05	99 MCGLOCKTON D 2pt FG in the paint, layup made (5)	26-23	3	
07:05	1 EDWARDS J assist (2)			
06:52				2 ROBINSON J 2pt FG in the paint, layup blocked
06:52	30 MANON C block (1)			
06:48	5 NICKEL T defensive rebound (1)			
06:44	1 EDWARDS J 2pt FG fast break in the paint, layup made (12)	28-23	5	
06:44	5 NICKEL T assist (1)			
06:24	1 EDWARDS J foul drawn (1)			15 ALMONOR A foul offensive (1 - 1)
06:24				15 ALMONOR A turnover offensive (1)
06:24				11 PERRY T substitution out
06:24				15 ALMONOR A substitution out
06:24				1 BUTLER L substitution in
06:24				9 NOAH T substitution in
06:07	5 NICKEL T turnover dribbling violation (1)			
06:07	1 EDWARDS J substitution out			
06:07	99 MCGLOCKTON D substitution out			
06:07	2 COLLINS M substitution in			
06:07	22 CAREY J substitution in			
05:39	11 HOGGARD A steal (1)			00 OWEH O turnover lost ball (1)
05:35	11 HOGGARD A turnover bad pass (1)			1 BUTLER L steal (1)
05:29				9 NOAH T 3pt FG from turnover, jump shot missed
05:25				9 NOAH T offensive rebound (4)
05:24		28-25	3	9 NOAH T 2pt FG fast break from turnover second chance in the paint, driving layup made (2)
04:59	22 CAREY J turnover lost ball (1)			9 NOAH T steal (1)
04:55	22 CAREY J steal (1)			10 GARRISON B turnover lost ball (2)
04:52	5 NICKEL T 3pt FG from turnover, jump shot missed			
04:49				10 GARRISON B defensive rebound (2)
04:47				2 ROBINSON J 3pt FG , jump shot missed
04:44	5 NICKEL T defensive rebound (2)			
04:35	22 CAREY J 3pt FG , jump shot missed			
04:32	11 HOGGARD A offensive rebound (2)			
04:30	30 MANON C 2pt FG second chance in the paint, layup made (4)	30-25	5	
04:30	11 HOGGARD A assist (3)			
04:11	2 COLLINS M steal (1)			10 GARRISON B turnover bad pass (3)
04:05	2 COLLINS M 2pt FG from turnover in the paint, layup blocked			
04:05				1 BUTLER L block (1)
04:05	offensive rebound (15)			
04:05	11 HOGGARD A substitution out			
04:05	30 MANON C substitution out			
04:05	1 EDWARDS J substitution in			
04:05	3 TANNER T substitution in			
04:05				1 BUTLER L substitution out
04:05				5 CHANDLER C substitution in
04:02	22 CAREY J 2pt FG from turnover second chance outside the paint, jump shot made (5)	32-25	7	
03:48	3 TANNER T steal (1)			5 CHANDLER C turnover lost ball (1)



Kentucky at Vanderbilt

01/25/25 Memorial Gymnasium (Vanderbilt), Nashville, Tenn.
Vanderbilt vs. #9 Kentucky

Game Time: 1:30 PM
Game Duration: 2:07
Attendance: 14,316

Officials: KB Burdett, Mike Nance, Josue Nieves

Game Time	Vandy	Score	Diff	UK
03:40	1 EDWARDS J 2pt FG from turnover in the paint, jump shot missed			
03:37				00 OWEH O defensive rebound (4)
03:36				00 OWEH O substitution out
03:36				10 GARRISON B substitution out
03:36				4 BREA K substitution in
03:36				22 WILLIAMS A substitution in
03:23				22 WILLIAMS A turnover lost ball (1)
03:19	22 CAREY J 2pt FG fast break from turnover in the paint, dunk, made (7)	34-25	9	
03:19	1 EDWARDS J assist (3)			
03:16				Timeout 30 Sec
03:16	Timeout media			
03:16	5 NICKEL T substitution out			
03:16	30 MANON C substitution in			
03:16				5 CHANDLER C substitution out
03:16				1 BUTLER L substitution in
02:58				4 BREA K 3pt FG , jump shot missed
02:56	22 CAREY J defensive rebound (3)			
02:47	1 EDWARDS J 2pt FG in the paint, layup blocked			
02:47				22 WILLIAMS A block (1)
02:44	22 CAREY J offensive rebound (4)			
02:44	22 CAREY J foul drawn (1)			9 NOAH T foul shooting (1 - 2)
02:44	22 CAREY J free throw 1 - 2 missed			
02:44	offensive dead ball rebound (1)			
02:44	1 EDWARDS J substitution out			
02:44	4 HUFFMAN G substitution in			
02:44				2 ROBINSON J substitution out
02:44				9 NOAH T substitution out
02:44				00 OWEH O substitution in
02:44				15 ALMONOR A substitution in
02:44	22 CAREY J free throw 2 - 2 missed			
02:43				22 WILLIAMS A defensive rebound (2)
02:27				1 BUTLER L 2pt FG in the paint, jump shot blocked
02:27	30 MANON C block (2)			
02:23	4 HUFFMAN G defensive rebound (3)			
02:16	22 CAREY J 3pt FG , jump shot missed			
02:12	offensive rebound (19)			
02:12	4 HUFFMAN G substitution out			
02:12	30 MANON C substitution out			
02:12	5 NICKEL T substitution in			
02:12	11 HOGGARD A substitution in			
02:12				22 WILLIAMS A substitution out
02:12				10 GARRISON B substitution in
02:02	2 COLLINS M 3pt FG second chance, jump shot made (3)	37-25	12	
02:02	11 HOGGARD A assist (4)			
01:41	2 COLLINS M foul personal (1 - 2)			4 BREA K foul drawn (1)
01:41	22 CAREY J substitution out			
01:41	99 MCGLOCKTON D substitution in			
01:31		37-27	10	10 GARRISON B 2pt FG in the paint, pull up jump shot made (6)



Official Basketball Play by Play - First Half

Kentucky at Vanderbilt

01/25/25 Memorial Gymnasium (Vanderbilt), Nashville, Tenn.
Vanderbilt vs. #9 Kentucky

Game Time: 1:30 PM

Game Duration: 2:07

Attendance: 14,316

Officials: KB Burdett, Mike Nance, Josue Nieves

Game Time	Vandy	Score	Diff	UK
01:04	99 MCGLOCKTON D 2pt FG in the paint, layup made (7)	39-27	12	
01:04	11 HOGGARD A assist (5)			
00:31				10 GARRISON B turnover lost ball (4)
00:24	2 COLLINS M 2pt FG fast break from turnover in the paint, layup made (5)	41-27	14	
00:24	3 TANNER T assist (1)			
00:04				10 GARRISON B 2pt FG in the paint, layup missed
00:01				00 OWEH O offensive rebound (5)
00:01				00 OWEH O 2pt FG second chance in the paint, tip-in layup missed
00:01				10 GARRISON B offensive rebound (3)
END OF PERIOD				
Vandy 41-27 UK				



Kentucky at Vanderbilt

01/25/25 Memorial Gymnasium (Vanderbilt), Nashville, Tenn.
Vanderbilt vs. #9 Kentucky

Game Time: 1:30 PM
Game Duration: 2:07
Attendance: 14,316

Officials: KB Burdett, Mike Nance, Josue Nieves

Kentucky - 27

NO.	Name	F	Min	FG			3P			FT			Rebounds			Fouls		TP	AS	TO	ST	Blocks		+/-
				M-A	M-A	M-A	OR	DR	TOT	PF	FD	BS	BA											
15	Ansley Almonor	F	11:32	1-2	1-2	0-0	0	2	2	1	0	3	0	1	0	0	0	1	0	0	0	0	-12	
22	Amari Williams	F	09:56	1-2	0-0	1-2	1	1	2	0	1	3	1	1	0	1	0	1	0	1	0	0	-1	
00	Otega Oweh	G	14:20	2-5	0-1	0-0	1	4	5	0	0	4	1	1	0	0	0	1	0	0	0	0	-14	
1	Lamont Butler	G	13:39	0-4	0-1	0-0	0	2	2	0	0	0	2	2	1	1	1	1	1	1	1	1	-2	
2	Jaxson Robinson	G	13:37	2-4	2-3	0-0	0	0	0	0	0	6	0	0	0	0	0	0	0	0	1	0	-10	
11	Travis Perry		05:32	0-1	0-1	0-0	0	0	0	0	0	0	1	0	0	0	0	0	0	0	0	0	-8	
4	Koby Brea		09:59	1-3	1-3	0-0	0	2	2	0	1	3	0	0	0	0	0	0	0	0	0	0	-3	
10	Brandon Garrison		10:04	3-5	0-1	0-0	1	2	3	0	0	6	0	4	0	0	0	0	0	0	0	0	-13	
5	Collin Chandler		02:53	0-1	0-1	0-0	0	0	0	0	0	0	0	1	0	0	0	0	0	0	0	0	-5	
9	Trent Noah		08:28	1-2	0-1	0-0	3	1	4	1	0	2	0	0	1	0	0	0	0	0	0	0	-2	
Team							0	1	1			0			0									
Totals				11-29	4-14	1-2	6	15	21	2	2	27	5	10	2	2	2	2	2	2	2	2	-14	

Shooting By Period		
1st FG%	11-29	37.9%
3PT%	4-14	28.6%
FT%	1-2	50%
GM FG%	11-29	37.9%
3PT%	4-14	28.6%
FT%	1-2	50.0%

Dead Ball Rebounds: 1, 0

Technical Fouls::NONE

Vanderbilt - 41

NO.	Name	F	Min	FG			3P			FT			Rebounds			Fouls		TP	AS	TO	ST	Blocks		+/-
				M-A	M-A	M-A	OR	DR	TOT	PF	FD	BS	BA											
5	Tyler Nickel	F	13:42	1-3	1-3	0-0	0	2	2	0	0	3	1	1	1	0	0	0	0	0	0	0	15	
99	Devin McGlockton	F	11:55	3-6	1-3	0-0	1	2	3	1	0	7	1	0	0	0	0	0	0	0	0	0	8	
1	Jason Edwards	G	11:35	5-7	2-2	0-0	0	0	0	0	1	12	3	0	0	0	1	10	0	0	1	10		
11	A.J. Hoggard	G	11:58	0-1	0-1	0-0	1	1	2	0	0	0	5	1	1	0	0	9	0	0	0	9		
30	Chris Manon	G	13:20	2-7	0-2	0-0	2	1	3	0	0	4	3	0	0	2	0	6	0	0	2	0	6	
2	MJ Collins		12:16	2-5	1-2	0-0	0	0	0	1	0	5	0	0	1	0	1	10	0	1	0	1	10	
4	Grant Huffman		06:41	0-1	0-1	0-0	0	3	3	0	0	0	1	0	1	0	0	1	0	0	0	1		
3	Tyler Tanner		10:28	1-2	1-1	0-0	0	0	0	0	0	3	1	0	1	0	0	5	0	0	0	5		
22	Jaylen Carey		08:05	3-6	1-3	0-2	1	3	4	0	1	7	0	1	1	1	0	6	0	0	0	6		
Team							2	0	2			0			0									
Totals				17-38	7-18	0-2	7	12	19	2	2	41	15	3	6	2	2	14						

Shooting By Period		
1st FG%	17-38	44.7%
3PT%	7-18	38.9%
FT%	0-2	0%
GM FG%	17-38	44.7%
3PT%	7-18	38.9%
FT%	0-2	0.0%

Dead Ball Rebounds: 1, 0

Technical Fouls::NONE

	UK	Vandy
Biggest lead	2 (1st 19:33)	14 (1st 0:24)
Best Scoring Run	5(1st 15:44)	9(1st 2:02)
Lead Changes	11	
Times Tied	1	
Time with Lead	03:18	15:49

Points from	UK	Vandy
Turnovers	2	9
Paint	14	18
Second Chance	5	7
Fast Breaks	2	8
Bench	11	15

	Period by Period Scoring		
	1st	2nd	TOT
UK	27	42	69
Vandy	41	33	74



Period 2

Quarter Starters:

Vandy	1 Edwards J	5 Nickel T	11 Hoggard A	30 Manon C	99 McGlockton D
UK	00 Oweh O	1 Butler L	2 Robinson J	15 Almonor A	22 Williams A

Game Time	Vandy	Score	Diff	UK
20:00	2 COLLINS M substitution out			
20:00	3 TANNER T substitution out			
20:00	1 EDWARDS J substitution in			
20:00	30 MANON C substitution in			
20:00				4 BREA K substitution out
20:00				10 GARRISON B substitution out
20:00				2 ROBINSON J substitution in
20:00				22 WILLIAMS A substitution in
19:47	11 HOGGARD A turnover lost ball (2)			00 OWEH O steal (1)
19:30				00 OWEH O 2pt FG from turnover outside the paint, pull up jump shot missed
19:28				22 WILLIAMS A offensive rebound (3)
19:24		41-30	11	1 BUTLER L 3pt FG from turnover second chance, jump shot made (3)
19:24				22 WILLIAMS A assist (2)
19:03	1 EDWARDS J foul drawn (2)			1 BUTLER L foul personal (1 - 1)
19:01	1 EDWARDS J 3pt FG , jump shot missed			
18:59				defensive rebound (23)
18:41	1 EDWARDS J foul shooting (1 - 1)			00 OWEH O foul drawn (1)
18:41		41-31	10	00 OWEH O free throw 1 - 2 made (5)
18:41		41-32	9	00 OWEH O free throw 2 - 2 made (6)
18:23	99 MCGLOCKTON D 3pt FG , jump shot missed			
18:20	5 NICKEL T offensive rebound (3)			
18:16	1 EDWARDS J 2pt FG second chance in the paint, driving layup missed			
18:14				00 OWEH O defensive rebound (6)
18:01		41-35	6	15 ALMONOR A 3pt FG , jump shot made (6)
18:01				22 WILLIAMS A assist (3)
17:58	Timeout 30 Sec			
17:58				Timeout media
17:58	1 EDWARDS J substitution out			
17:58	4 HUFFMAN G substitution in			
17:48	30 MANON C 3pt FG , jump shot missed			
17:46				22 WILLIAMS A defensive rebound (4)
17:30		41-37	4	00 OWEH O 2pt FG in the paint, driving layup made (8)
17:30	30 MANON C foul shooting (1 - 2)			00 OWEH O foul drawn (2)
17:30		41-38	3	00 OWEH O free throw 1 - 1 made (9)
17:16	11 HOGGARD A 3pt FG , jump shot made (3)	44-38	6	
17:03	30 MANON C steal (1)			1 BUTLER L turnover bad pass (3)
16:50	11 HOGGARD A 3pt FG from turnover, jump shot missed			
16:48				15 ALMONOR A defensive rebound (3)
16:25	99 MCGLOCKTON D foul shooting (2 - 3)			22 WILLIAMS A foul drawn (2)
16:25		44-39	5	22 WILLIAMS A free throw 1 - 2 made (4)
16:25	11 HOGGARD A substitution out			



Kentucky at Vanderbilt

01/25/25 Memorial Gymnasium (Vanderbilt), Nashville, Tenn.
Vanderbilt vs. #9 Kentucky

Game Time: 1:30 PM
Game Duration: 2:07
Attendance: 14,316

Officials: KB Burdett, Mike Nance, Josue Nieves

Game Time	Vandy	Score	Diff	UK
16:25	1 EDWARDS J substitution in			
16:25				1 BUTLER L substitution out
16:25				4 BREA K substitution in
16:25				22 WILLIAMS A free throw 2 - 2 missed
16:24	5 NICKEL T defensive rebound (4)			
16:03	5 NICKEL T 3pt FG , jump shot made (6)	47-39	8	
16:03	1 EDWARDS J assist (4)			
15:41		47-41	6	00 OWEH O 2pt FG outside the paint, pull up jump shot made (11)
15:21	1 EDWARDS J 2pt FG in the paint, driving layup made (14)	49-41	8	
15:15		49-44	5	15 ALMONOR A 3pt FG fast break, jump shot made (9)
15:15				2 ROBINSON J assist (1)
14:57	Timeout media			
14:57	30 MANON C substitution out			
14:57	99 MCGLOCKTON D substitution out			
14:57	2 COLLINS M substitution in			
14:57	22 CAREY J substitution in			
14:57				22 WILLIAMS A substitution out
14:57				10 GARRISON B substitution in
14:42	1 EDWARDS J 3pt FG , jump shot missed			
14:40				10 GARRISON B defensive rebound (4)
14:32		49-46	3	2 ROBINSON J 2pt FG outside the paint, pull up jump shot made (8)
14:17	5 NICKEL T 3pt FG , jump shot missed			
14:15				4 BREA K defensive rebound (3)
14:05				4 BREA K 2pt FG outside the paint, turnaround jump shot missed
14:03	22 CAREY J defensive rebound (5)			
13:45	2 COLLINS M 3pt FG , jump shot missed			
13:43				00 OWEH O defensive rebound (7)
13:35		49-48	1	10 GARRISON B 2pt FG in the paint, jump shot made (8)
13:35				00 OWEH O assist (2)
13:06	5 NICKEL T 2pt FG in the paint, driving layup made (8)	51-48	3	
12:48		51-51	0	2 ROBINSON J 3pt FG , jump shot made (11)
12:48				00 OWEH O assist (3)
12:17	2 COLLINS M 3pt FG , jump shot missed			
12:10				2 ROBINSON J defensive rebound (1)
12:07				4 BREA K 3pt FG , jump shot missed
12:03				00 OWEH O offensive rebound (8)
12:01				00 OWEH O turnover lost ball (2)
12:01	1 EDWARDS J substitution out			
12:01	4 HUFFMAN G substitution out			
12:01	5 NICKEL T substitution out			
12:01	3 TANNER T substitution in			
12:01	11 HOGGARD A substitution in			
12:01	30 MANON C substitution in			
12:01				00 OWEH O substitution out
12:01				15 ALMONOR A substitution out
12:01				1 BUTLER L substitution in
12:01				9 NOAH T substitution in



Official Basketball Play by Play - Second Half
Kentucky at Vanderbilt
 01/25/25 Memorial Gymnasium (Vanderbilt), Nashville, Tenn.
 Vanderbilt vs. #9 Kentucky

Game Time: 1:30 PM
Game Duration: 2:07
Attendance: 14,316

Officials: KB Burdett, Mike Nance, Josue Nieves

Game Time	Vandy	Score	Diff	UK
11:47	30 MANON C foul drawn (1)			10 GARRISON B foul shooting (1 - 2)
11:47	Timeout media			
11:47	30 MANON C free throw 1 - 2 missed			
11:47	offensive dead ball rebound (2)			
11:47	30 MANON C free throw 2 - 2 missed			
11:45				2 ROBINSON J defensive rebound (2)
11:29				10 GARRISON B 2pt FG in the paint, jump shot missed
11:27	22 CAREY J defensive rebound (6)			
11:17	11 HOGGARD A 2pt FG in the paint, layup missed			
11:15				1 BUTLER L defensive rebound (3)
11:10		51-53	-2	1 BUTLER L 2pt FG fast break in the paint, driving layup made (5)
10:37	3 TANNER T 3pt FG , jump shot missed			
10:34				4 BREA K defensive rebound (4)
10:26	22 CAREY J foul shooting (1 - 4)			1 BUTLER L foul drawn (1)
10:26				1 BUTLER L free throw 1 - 2 missed
10:26				offensive dead ball rebound (2)
10:26	2 COLLINS M substitution out			
10:26	30 MANON C substitution out			
10:26	1 EDWARDS J substitution in			
10:26	99 MCGLOCKTON D substitution in			
10:26				2 ROBINSON J substitution out
10:26				00 OWEH O substitution in
10:26		51-54	-3	1 BUTLER L free throw 2 - 2 made (6)
10:11	11 HOGGARD A 2pt FG in the paint, jump shot missed			
10:09				10 GARRISON B defensive rebound (5)
10:01				1 BUTLER L turnover bad pass (4)
09:45	11 HOGGARD A foul drawn (1)			1 BUTLER L foul personal (2 - 3)
09:34	jump ball situation			
09:34	1 EDWARDS J turnover lost ball (1)			4 BREA K steal (1)
09:34				9 NOAH T substitution out
09:34				22 WILLIAMS A substitution in
09:20		51-56	-5	00 OWEH O 2pt FG from turnover in the paint, driving layup made (13)
09:04	11 HOGGARD A 2pt FG in the paint, jump shot blocked			
09:04				10 GARRISON B block (1)
09:00				00 OWEH O defensive rebound (9)
08:58				00 OWEH O 3pt FG , jump shot missed
08:55				22 WILLIAMS A offensive rebound (5)
08:39		51-58	-7	22 WILLIAMS A 2pt FG second chance in the paint, layup made (6)
08:27	22 CAREY J 3pt FG ; jump shot made (10)	54-58	-4	
08:27	3 TANNER T assist (2)			
08:22	11 HOGGARD A substitution out			
08:22	2 COLLINS M substitution in			
07:54				1 BUTLER L 2pt FG in the paint, layup blocked
07:54	99 MCGLOCKTON D block (1)			
07:53	defensive rebound (24)			
07:53	Timeout media			



Officials: KB Burdett, Mike Nance, Josue Nieves

Game Time	Vandy	Score	Diff	UK
07:53				10 GARRISON B substitution out
07:53				2 ROBINSON J substitution in
07:40	99 MCGLOCKTON D 3pt FG , jump shot made (10)	57-58	-1	
07:40	3 TANNER T assist (3)			
07:18		57-60	-3	00 OWEH O 2pt FG in the paint, dunk, made (15)
06:53	1 EDWARDS J foul drawn (3)			4 BREA K foul shooting (1 - 4)
06:53	1 EDWARDS J free throw 1 - 2 made (15)	58-60	-2	
06:53				4 BREA K substitution out
06:53				11 PERRY T substitution in
06:53	1 EDWARDS J free throw 2 - 2 missed			
06:52				00 OWEH O defensive rebound (10)
06:38				2 ROBINSON J 2pt FG outside the paint, pull up jump shot missed
06:36	3 TANNER T defensive rebound (1)			
06:29	1 EDWARDS J foul drawn (4)			1 BUTLER L foul shooting (3 - 5)
06:29	1 EDWARDS J free throw 1 - 2 made (16)	59-60	-1	
06:29	22 CAREY J substitution out			
06:29	5 NICKEL T substitution in			
06:29	1 EDWARDS J free throw 2 - 2 made (17)	60-60	0	
06:15		60-62	-2	00 OWEH O 2pt FG in the paint, jump shot made (17)
05:55	2 COLLINS M 3pt FG , jump shot missed			
05:53				2 ROBINSON J defensive rebound (3)
05:53	99 MCGLOCKTON D foul personal (3 - 5)			2 ROBINSON J foul drawn (1)
05:53	1 EDWARDS J substitution out			
05:53	11 HOGGARD A substitution in			
05:53				11 PERRY T substitution out
05:53				15 ALMONOR A substitution in
05:31				22 WILLIAMS A 2pt FG in the paint, turnaround jump shot missed
05:29	99 MCGLOCKTON D defensive rebound (4)			
05:17	3 TANNER T 2pt FG in the paint, turnaround jump shot made (5)	62-62	0	
04:47	11 HOGGARD A foul shooting (1 - 6)			00 OWEH O foul drawn (3)
04:47		62-63	-1	00 OWEH O free throw 1 - 2 made (18)
04:47	2 COLLINS M substitution out			
04:47	1 EDWARDS J substitution in			
04:47				22 WILLIAMS A substitution out
04:47				10 GARRISON B substitution in
04:47				00 OWEH O free throw 2 - 2 missed
04:45	99 MCGLOCKTON D defensive rebound (5)			
04:27	99 MCGLOCKTON D 2pt FG in the paint, layup made (12)	64-63	1	
04:27	3 TANNER T assist (4)			
04:09	99 MCGLOCKTON D steal (1)			1 BUTLER L turnover lost ball (5)
04:05	3 TANNER T 2pt FG fast break from turnover in the paint, driving layup made (7)	66-63	3	
04:05	99 MCGLOCKTON D assist (2)			
03:38	11 HOGGARD A foul shooting (2 - 7)			00 OWEH O foul drawn (4)
03:38	Timeout media			
03:38				1 BUTLER L substitution out
03:38				10 GARRISON B substitution out
03:38				4 BREA K substitution in



Officials: KB Burdett, Mike Nance, Josue Nieves

Game Time	Vandy	Score	Diff	UK
03:38				22 WILLIAMS A substitution in
03:38		66-64	2	00 OWEH O free throw 1 - 2 made (19)
03:38				00 OWEH O free throw 2 - 2 missed
03:37				00 OWEH O offensive rebound (11)
03:33		66-67	-1	15 ALMONOR A 3pt FG second chance, jump shot made (12)
03:33				22 WILLIAMS A assist (4)
03:19	11 HOGGARD A 2pt FG in the paint, driving layup made (5)	68-67	1	
02:56		68-69	-1	00 OWEH O 2pt FG in the paint, driving layup made (21)
02:24	3 TANNER T 2pt FG in the paint, layup blocked			
02:24				22 WILLIAMS A block (2)
02:21				15 ALMONOR A defensive rebound (4)
02:01				00 OWEH O 3pt FG, jump shot missed
01:58	3 TANNER T defensive rebound (2)			
01:50	5 NICKEL T 3pt FG, jump shot made (11)	71-69	2	
01:50	11 HOGGARD A assist (6)			
01:36				Timeout 30 Sec
01:36	1 EDWARDS J substitution out			
01:36	5 NICKEL T substitution out			
01:36	4 HUFFMAN G substitution in			
01:36	30 MANON C substitution in			
01:36				4 BREA K substitution out
01:36				1 BUTLER L substitution in
01:30	99 MCGLOCKTON D steal (2)			1 BUTLER L turnover bad pass (6)
01:21	Timeout 30 Sec			
01:21	4 HUFFMAN G substitution out			
01:21	30 MANON C substitution out			
01:21	1 EDWARDS J substitution in			
01:21	5 NICKEL T substitution in			
01:21				15 ALMONOR A substitution out
01:21				9 NOAH T substitution in
01:06	11 HOGGARD A 2pt FG from turnover in the paint, driving layup missed			
01:03	99 MCGLOCKTON D offensive rebound (6)			
01:03	99 MCGLOCKTON D 2pt FG from turnover second chance in the paint, tip-in layup made (14)	73-69	4	
00:48				00 OWEH O turnover lost ball (3)
00:37	11 HOGGARD A foul drawn (2)			1 BUTLER L foul personal (4 - 6)
00:24	1 EDWARDS J foul drawn (5)			9 NOAH T foul personal (2 - 7)
00:24	5 NICKEL T substitution out			
00:24	30 MANON C substitution in			
00:24				9 NOAH T substitution out
00:24				22 WILLIAMS A substitution out
00:24				4 BREA K substitution in
00:24				15 ALMONOR A substitution in
00:24	1 EDWARDS J 1&1 free throw 1 made (18)	74-69	5	
00:24	99 MCGLOCKTON D substitution out			
00:24	2 COLLINS M substitution in			
00:24				Timeout 60 Sec
00:24	1 EDWARDS J 1&1 free throw 2 missed			
00:24				defensive rebound (42)



Official Basketball Play by Play - Second Half

Kentucky at Vanderbilt

01/25/25 Memorial Gymnasium (Vanderbilt), Nashville, Tenn.
Vanderbilt vs. #9 Kentucky

Game Time: 1:30 PM

Game Duration: 2:07

Attendance: 14,316

Officials: KB Burdett, Mike Nance, Josue Nieves

Game Time	Vandy	Score	Diff	UK
00:21	1 EDWARDS J substitution out			
00:21	4 HUFFMAN G substitution in			
00:12				2 ROBINSON J 3pt FG , jump shot missed
00:09	11 HOGGARD A defensive rebound (3)			
00:05	11 HOGGARD A foul drawn (3)			1 BUTLER L foul personal (5 - 8)
00:05				1 BUTLER L substitution out
00:05				11 PERRY T substitution in
00:05	11 HOGGARD A 1&1 free throw 1 missed			
00:05				00 OWEH O defensive rebound (12)
00:01	3 TANNER T steal (2)			00 OWEH O turnover lost ball (4)
END OF GAME				
Vandy 74-69 UK				



Officials: KB Burdett, Mike Nance, Josue Nieves

Kentucky - 42

NO.	Name	F	Min	FG			Rebounds			Fouls		TP	AS	TO	ST	Blocks		+/-
				M-A	M-A	M-A	OR	DR	TOT	PF	FD					BS	BA	
15	Ansley Almonor	F	12:56	3-3	3-3	0-0	0	2	2	0	0	9	0	0	0	0	0	9
22	Amari Williams	F	13:03	1-2	0-0	1-2	2	1	3	0	1	3	3	0	0	1	0	6
00	Otega Oweh	G	18:25	6-9	0-2	5-7	2	5	7	0	4	17	2	3	1	0	0	7
1	Lamont Butler	G	13:28	2-3	1-1	1-2	0	1	1	5	1	6	0	4	0	0	1	3
2	Jaxson Robinson	G	17:27	2-4	1-2	0-0	0	3	3	0	1	5	1	0	0	0	0	7
4	Koby Brea		11:59	0-2	0-1	0-0	0	2	2	1	0	0	0	0	1	0	0	7
10	Brandon Garrison		08:13	1-2	0-0	0-0	0	2	2	1	0	2	0	0	0	1	0	5
9	Trent Noah		03:23	0-0	0-0	0-0	0	0	0	1	0	0	0	0	0	0	0	1
11	Travis Perry		01:06	0-0	0-0	0-0	0	0	0	0	0	0	0	0	0	0	0	0
Team							0	2	2			0		0				
Totals				15-25	5-9	7-11	4	18	22	8	7	42	6	7	2	2	1	9

Shooting By Period		
2 nd FG%	15-25	60.0%
3PT%	5-9	55.6%
FT%	7-11	63.6%
GM FG%	15-25	60.0%
3PT%	5-9	55.6%
FT%	7-11	63.6%

Dead Ball Rebounds: 1, 0

Technical Fouls::NONE

Vanderbilt - 33

NO.	Name	F	Min	FG			Rebounds			Fouls		TP	AS	TO	ST	Blocks		+/-
				M-A	M-A	M-A	OR	DR	TOT	PF	FD					BS	BA	
5	Tyler Nickel	F	13:48	3-4	2-3	0-0	1	1	2	0	0	8	0	0	0	0	0	-9
99	Devin McGlockton	F	15:04	3-4	1-2	0-0	1	2	3	2	0	7	1	0	2	1	0	-2
1	Jason Edwards	G	15:09	1-4	0-2	4-6	0	0	0	1	4	6	1	1	0	0	0	-7
11	A.J. Hoggard	G	13:07	2-7	1-2	0-1	0	1	1	2	3	5	1	1	0	0	1	-6
30	Chris Manon	G	07:18	0-1	0-1	0-2	0	0	0	1	1	0	0	0	1	0	0	-10
4	Grant Huffman		06:34	0-0	0-0	0-0	0	0	0	0	0	0	0	0	0	0	0	-6
2	MJ Collins		08:31	0-3	0-3	0-0	0	0	0	0	0	0	0	0	0	0	0	-4
22	Jaylen Carey		08:28	1-1	1-1	0-0	0	2	2	1	0	3	0	0	0	0	0	-6
3	Tyler Tanner		12:01	2-4	0-1	0-0	0	2	2	0	0	4	3	0	1	0	1	5
Team							0	1	1			0		0				
Totals				12-28	5-15	4-9	2	9	11	7	8	33	6	2	4	1	2	-9

Shooting By Period		
2 nd FG%	12-28	42.9%
3PT%	5-15	33.3%
FT%	4-9	44.4%
GM FG%	12-28	42.9%
3PT%	5-15	33.3%
FT%	4-9	44.4%

Dead Ball Rebounds: 1, 0

Technical Fouls::NONE

	UK	Vandy
Biggest lead	7 (2 nd 8:39)	14 (2 nd 19:30)
Best Scoring Run	11 (2 nd 17:30)	6 (2 nd 7:40)
Lead Changes	6	
Times Tied	3	
Time with Lead	07:19	09:49

Points from	UK	Vandy
Turnovers	5	5
Paint	16	14
Second Chance	8	2
Fast Breaks	5	2
Bench	2	7

	Period by Period Scoring		
	1st	2nd	TOT
UK	27	42	69
Vandy	41	33	74



Kentucky at Vanderbilt

01/25/25 Memorial Gymnasium (Vanderbilt), Nashville, Tenn.
 Vanderbilt vs. #9 Kentucky

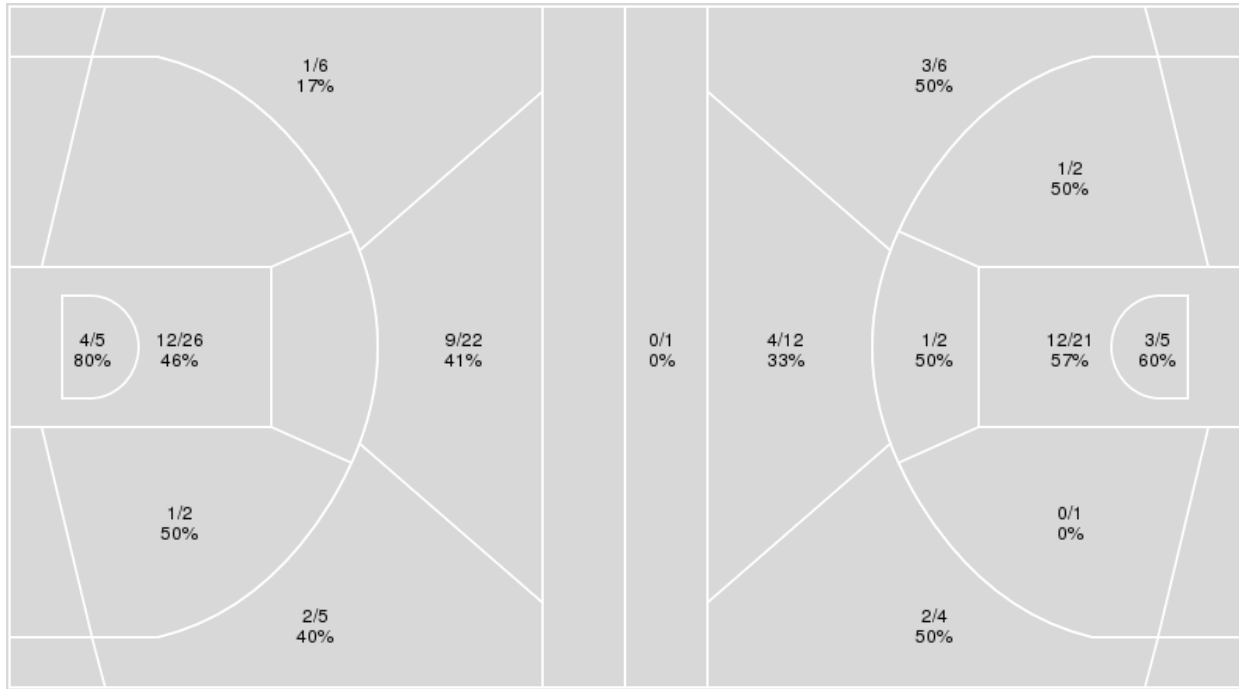
Game Time: 1:30 PM
Game Duration: 2:07
Attendance: 14,316

Officials: KB Burdett, Mike Nance, Josue Nieves

{ Players => 0, 1, 2, 3, 4, 5, 7, 10, 11, 12, 15, 21, 22, 24, 25, 30, 33, 99; } { Players => 00, 1, 2, 4, 5, 7, 9, 10, 11, 13, 15, 20, 21, 22, 77; } FG
 } FG Types => All; Results => All; } Types => All; Results => All;

Vanderbilt

Kentucky



Vanderbilt	M/A	%
Field Goals	29/66	44
2 Points	17/33	52
3 Points	12/33	36
Free Throws	4/11	36

Kentucky	M/A	%
Field Goals	26/54	48
2 Points	17/31	55
3 Points	9/23	39
Free Throws	8/13	62



Kentucky at Vanderbilt

01/25/25 Memorial Gymnasium (Vanderbilt), Nashville, Tenn.
Vanderbilt vs. #9 Kentucky

Game Time: 1:30 PM
Game Duration: 2:07
Attendance: 14,316

Officials: KB Burdett, Mike Nance, Josue Nieves

Kentucky

No	Name	Mins		Score		Points Diff		Points per Min		Assists		Rebounds		Steals		Turnovers	
		On	Off	On	Off	On	Off	On	Off	On	Off	On	Off	On	Off	On	Off
00	Otega Oweh	32:45	07:15	59 - 66	10 - 8	-7	2	1.80	1.38	10	1	33	10	4	0	15	2
1	Lamont Butler	27:07	12:53	41 - 40	28 - 34	1	-6	1.51	2.17	5	6	32	11	4	0	12	5
2	Jaxson Robinson	31:04	08:56	58 - 61	11 - 13	-3	-2	1.87	1.23	10	1	30	13	3	1	13	4
4	Koby Brea	21:58	18:02	39 - 35	30 - 39	4	-9	1.78	1.66	6	5	28	15	1	3	8	9
5	Collin Chandler	02:53	37:07	2 - 7	67 - 67	-5	0	0.69	1.81	0	11	5	38	0	4	2	15
9	Trent Noah	11:51	28:09	13 - 14	56 - 60	-1	-4	1.10	1.99	1	10	14	29	3	1	8	9
10	Brandon Garrison	18:17	21:43	22 - 30	47 - 44	-8	3	1.20	2.16	3	8	23	20	3	1	11	6
11	Travis Perry	06:38	33:22	12 - 20	57 - 54	-8	3	1.81	1.71	2	9	5	38	0	4	2	15
15	Ansley Almonor	24:28	15:32	48 - 51	21 - 23	-3	-2	1.96	1.35	10	1	25	18	1	3	9	8
22	Amari Williams	22:59	17:01	51 - 46	18 - 28	5	-10	2.22	1.06	8	3	20	23	1	3	5	12

Vanderbilt

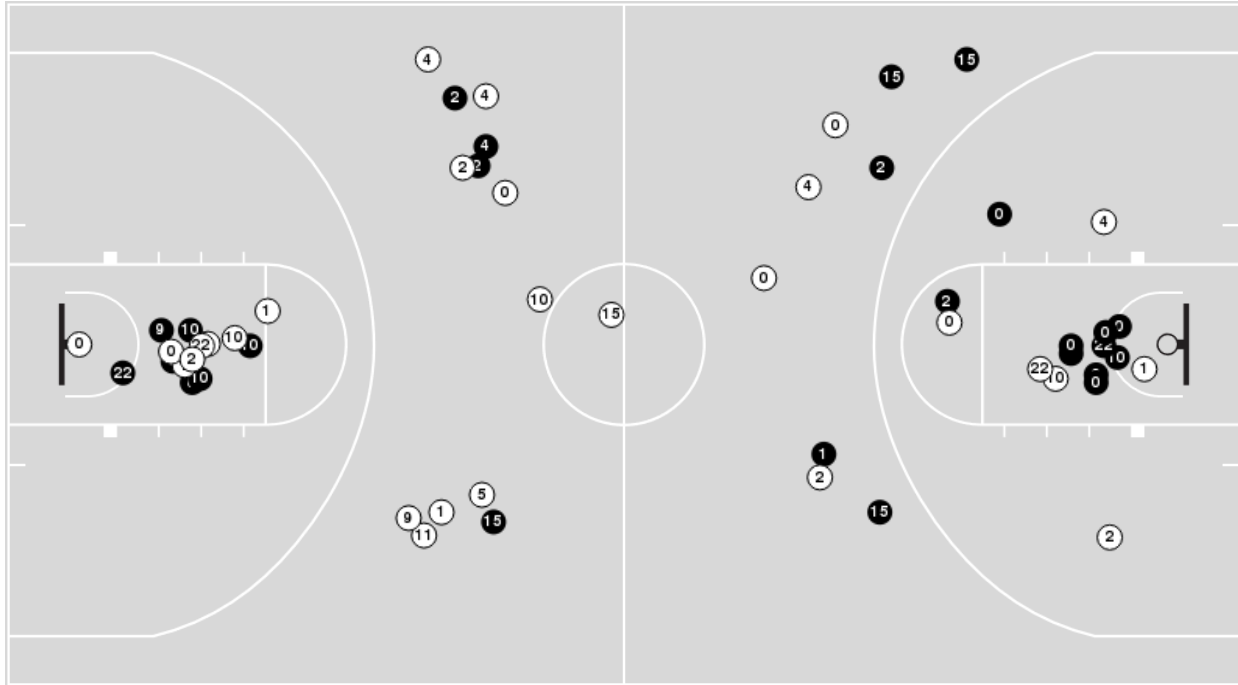
No	Name	Mins		Score		Points Diff		Points per Min		Assists		Rebounds		Steals		Turnovers	
		On	Off	On	Off	On	Off	On	Off	On	Off	On	Off	On	Off	On	Off
1	Jason Edwards	26:44	13:16	57 - 54	17 - 15	3	2	2.13	1.28	16	5	19	11	2	8	3	2
2	MJ Collins	20:47	19:13	34 - 28	40 - 41	6	-1	1.64	2.08	9	12	18	12	7	3	2	3
3	Tyler Tanner	22:29	17:31	40 - 30	34 - 39	10	-5	1.78	1.94	11	10	18	12	6	4	1	4
4	Grant Huffman	13:15	26:45	21 - 26	53 - 43	-5	10	1.59	1.98	4	17	10	20	5	5	0	5
5	Tyler Nickel	27:30	12:30	54 - 48	20 - 21	6	-1	1.96	1.60	16	5	17	13	8	2	4	1
11	A.J. Hoggard	25:05	14:55	46 - 43	28 - 26	3	2	1.83	1.88	15	6	17	13	7	3	5	0
22	Jaylen Carey	16:33	23:27	22 - 22	52 - 47	0	5	1.33	2.22	6	15	14	16	6	4	3	2
30	Chris Manon	20:38	19:22	36 - 40	38 - 29	-4	9	1.75	1.96	11	10	20	10	6	4	4	1
99	Devin McGlockton	26:59	13:01	60 - 54	14 - 15	6	-1	2.22	1.08	17	4	17	13	3	7	3	2



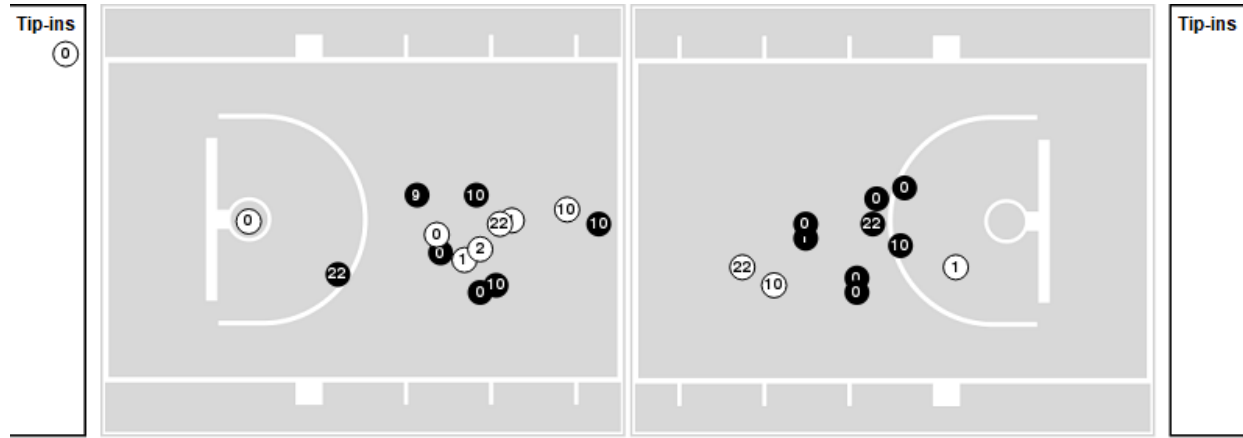
Players => 00, 1, 2, 4, 5, 7, 9, 10, 11, 13, 15, 20, 21, 22, 77FG Types=>AllResults=>All

Kentucky

All Field Goals



Blow Up Chart



● Made ○ Missed N - Player Number

Kentucky	M/A	%
Field Goals	26/54	48
2 Points	17/31	55
3 Points	9/23	39
Free Throws	8/13	62

Kentucky	M/A	%
Points in the Paint	30 (15 / 26)	58
Fast Break Points	7 (3/3)	100
Second Chance Points	13 (5/8)	62
Effective FG%	56	

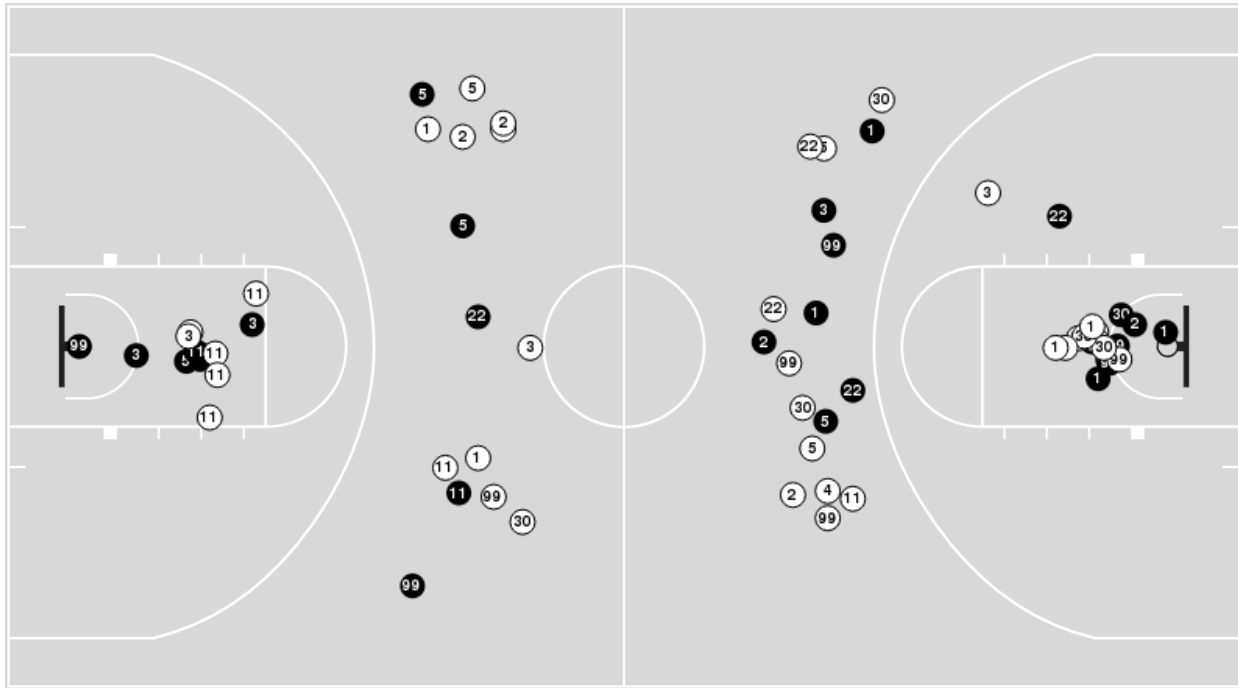


Officials: KB Burdett, Mike Nance, Josue Nieves

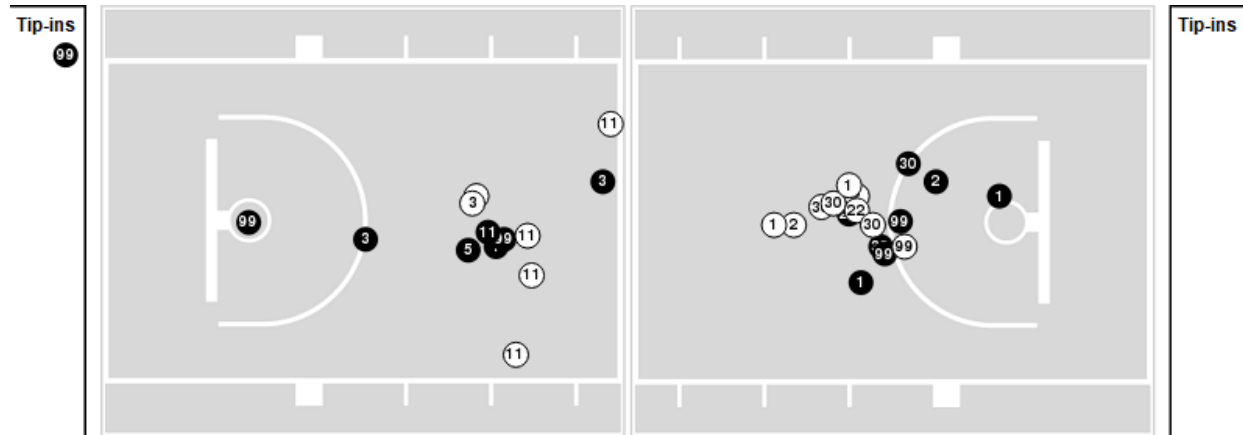
Players => 0, 1, 2, 3, 4, 5, 7, 10, 11, 12, 15, 21, 22, 24, 25, 30, 33, 99FG Types=>AllResults=>All

Vanderbilt

All Field Goals



Blow Up Chart



● Made ○ Missed N - Player Number

Vanderbilt	M/A	%
Field Goals	29/66	44
2 Points	17/33	52
3 Points	12/33	36
Free Throws	4/11	36

Vanderbilt	M/A	%
Points in the Paint	32 (16 / 31)	52
Fast Break Points	10 (5/5)	100
Second Chance Points	9 (4/10)	40
Effective FG%	53	



Kentucky at Vanderbilt

01/25/25 Memorial Gymnasium (Vanderbilt), Nashville, Tenn.
Vanderbilt vs. #9 Kentucky

Game Time: 1:30 PM
Game Duration: 2:07
Attendance: 14,316

Officials: KB Burdett, Mike Nance, Josue Nieves

Kentucky

Lineup	Quarter On	Time On	Quarter Off	Time Off	Time on Court	Score	Score Diff	Reb	Stl	Tov	Ass	PPP
00- Oweh O/ 1- Butler L/ 2- Robinson J/ 15- Almonor A/ 22- Williams A/	1	20:00	1	16:42	03:18	6-7	-1	4	0	0	1	1.2000
00- Oweh O/ 2- Robinson J/ 11- Perry T/ 15- Almonor A/ 22- Williams A/	1	16:42	1	14:12	02:30	6-8	-2	1	0	0	2	1.5000
00- Oweh O/ 1- Butler L/ 4- Brea K/ 10- Garrison B/ 15- Almonor A/	1	14:12	1	12:37	01:35	2-0	2	3	0	2	1	0.5000
1- Butler L/ 4- Brea K/ 5- Chandler C/ 9- Noah T/ 10- Garrison B/	1	12:37	1	10:33	02:04	2-3	-1	4	0	0	0	0.6667
1- Butler L/ 2- Robinson J/ 4- Brea K/ 9- Noah T/ 22- Williams A/	1	10:33	1	09:26	01:07	3-0	3	2	0	1	1	1.5000
2- Robinson J/ 4- Brea K/ 9- Noah T/ 11- Perry T/ 22- Williams A/	1	09:26	1	07:49	01:37	3-3	0	1	0	0	0	3.0000
00- Oweh O/ 2- Robinson J/ 11- Perry T/ 15- Almonor A/ 22- Williams A/	1	07:49	1	07:49	00:00	1-0	1	0	0	0	0	1.1364
00- Oweh O/ 2- Robinson J/ 10- Garrison B/ 11- Perry T/ 15- Almonor A/	1	07:49	1	06:24	01:25	0-7	-7	0	0	1	0	0.0000
00- Oweh O/ 1- Butler L/ 2- Robinson J/ 9- Noah T/ 10- Garrison B/	1	06:24	1	04:05	02:19	2-2	0	2	2	3	0	0.4000
00- Oweh O/ 2- Robinson J/ 5- Chandler C/ 9- Noah T/ 10- Garrison B/	1	04:05	1	03:36	00:29	0-2	-2	1	0	1	0	0.0000
2- Robinson J/ 4- Brea K/ 5- Chandler C/ 9- Noah T/ 22- Williams A/	1	03:36	1	03:16	00:20	0-2	-2	0	0	1	0	0.0000
1- Butler L/ 2- Robinson J/ 4- Brea K/ 9- Noah T/ 22- Williams A/	1	03:16	1	02:44	00:32	0-0	0	0	0	0	0	0.0000
00- Oweh O/ 1- Butler L/ 4- Brea K/ 15- Almonor A/ 22- Williams A/	1	02:44	1	02:12	00:32	0-0	0	1	0	0	0	0.0000
00- Oweh O/ 1- Butler L/ 4- Brea K/ 10- Garrison B/ 15- Almonor A/	1	02:12	2	20:00	02:12	2-7	-5	2	0	1	0	1.0000
00- Oweh O/ 1- Butler L/ 2- Robinson J/ 15- Almonor A/ 22- Williams A/	2	20:00	2	16:25	03:35	12-3	9	5	1	1	2	2.0833
00- Oweh O/ 2- Robinson J/ 4- Brea K/ 15- Almonor A/ 22- Williams A/	2	16:25	2	14:57	01:28	5-5	0	0	0	0	1	2.0492
00- Oweh O/ 2- Robinson J/ 4- Brea K/ 10- Garrison B/ 15- Almonor A/	2	14:57	2	12:01	02:56	7-2	5	5	0	1	2	1.4000
1- Butler L/ 2- Robinson J/ 4- Brea K/ 9- Noah T/ 10- Garrison B/	2	12:01	2	10:26	01:35	2-0	2	3	0	0	0	0.8197
00- Oweh O/ 1- Butler L/ 4- Brea K/ 9- Noah T/ 10- Garrison B/	2	10:26	2	09:34	00:52	1-0	1	1	1	1	0	0.6944
00- Oweh O/ 1- Butler L/ 4- Brea K/ 10- Garrison B/ 22- Williams A/	2	09:34	2	07:53	01:41	4-3	1	2	0	0	0	1.3333
00- Oweh O/ 1- Butler L/ 2- Robinson J/ 4- Brea K/ 22- Williams A/	2	07:53	2	06:53	01:00	2-4	-2	0	0	0	0	2.0000
00- Oweh O/ 1- Butler L/ 2- Robinson J/ 11- Perry T/ 22- Williams A/	2	06:53	2	05:53	01:00	2-2	0	2	0	0	0	1.0000
00- Oweh O/ 1- Butler L/ 2- Robinson J/ 15- Almonor A/ 22- Williams A/	2	05:53	2	04:47	01:06	1-2	-1	0	0	0	0	0.6944
00- Oweh O/ 1- Butler L/ 2- Robinson J/ 10- Garrison B/ 15- Almonor A/	2	04:47	2	03:38	01:09	0-4	-4	0	0	1	0	0.0000
00- Oweh O/ 2- Robinson J/ 4- Brea K/ 15- Almonor A/ 22- Williams A/	2	03:38	2	01:36	02:02	6-5	1	2	0	0	1	2.0833
00- Oweh O/ 1- Butler L/ 2- Robinson J/ 15- Almonor A/ 22- Williams A/	2	01:36	2	01:21	00:15	0-0	0	0	0	1	0	0.0000
00- Oweh O/ 1- Butler L/ 2- Robinson J/ 9- Noah T/ 22- Williams A/	2	01:21	2	00:24	00:56	0-2	-2	0	0	1	0	0.0000
00- Oweh O/ 1- Butler L/ 2- Robinson J/ 4- Brea K/ 15- Almonor A/	2	00:24	2	00:05	00:18	0-1	-1	1	0	0	0	0.0000
00- Oweh O/ 2- Robinson J/ 4- Brea K/ 11- Perry T/ 15- Almonor A/	2	00:05	2	00:00	00:05	0-0	0	1	0	1	0	0.0000



Kentucky at Vanderbilt

01/25/25 Memorial Gymnasium (Vanderbilt), Nashville, Tenn.
Vanderbilt vs. #9 Kentucky

Game Time: 1:30 PM
Game Duration: 2:07
Attendance: 14,316

Officials: KB Burdett, Mike Nance, Josue Nieves

Vanderbilt

Lineup	Quarter On	Time On	Quarter Off	Time Off	Time on Court	Score	Score Diff	Reb	Stl	Tov	Ass	PPP
1- Edwards J/ 5- Nickel T/ 11- Hoggard A/ 30- Manon C/ 99- McGlockton D/	1	20:00	1	16:42	03:18	7-6	1	2	0	0	3	1.1667
1- Edwards J/ 2- Collins M/ 4- Huffman G/ 30- Manon C/ 99- McGlockton D/	1	16:42	1	14:12	02:30	8-6	2	2	0	0	2	2.0000
2- Collins M/ 3- Tanner T/ 4- Huffman G/ 5- Nickel T/ 22- Carey J/	1	14:12	1	10:33	03:39	3-4	-1	3	2	0	1	0.4286
1- Edwards J/ 3- Tanner T/ 11- Hoggard A/ 30- Manon C/ 99- McGlockton D/	1	10:33	1	07:49	02:44	3-6	-3	3	0	0	1	1.0000
1- Edwards J/ 5- Nickel T/ 11- Hoggard A/ 30- Manon C/ 99- McGlockton D/	1	07:49	1	06:07	01:42	7-1	6	2	0	1	3	1.7500
2- Collins M/ 5- Nickel T/ 11- Hoggard A/ 22- Carey J/ 30- Manon C/	1	06:07	1	04:05	02:02	2-2	0	3	3	2	1	0.5000
1- Edwards J/ 2- Collins M/ 3- Tanner T/ 5- Nickel T/ 22- Carey J/	1	04:05	1	03:16	00:49	4-0	4	0	1	0	1	1.3333
1- Edwards J/ 2- Collins M/ 3- Tanner T/ 22- Carey J/ 30- Manon C/	1	03:16	1	02:44	00:32	0-0	0	2	0	0	0	0.0000
2- Collins M/ 3- Tanner T/ 4- Huffman G/ 22- Carey J/ 30- Manon C/	1	02:44	1	02:12	00:32	0-0	0	2	0	0	0	0.0000
2- Collins M/ 3- Tanner T/ 5- Nickel T/ 11- Hoggard A/ 22- Carey J/	1	02:12	1	01:41	00:31	3-0	3	0	0	0	1	3.0000
2- Collins M/ 3- Tanner T/ 5- Nickel T/ 11- Hoggard A/ 99- McGlockton D/	1	01:41	2	20:00	01:41	4-2	2	0	0	0	2	2.0000
1- Edwards J/ 5- Nickel T/ 11- Hoggard A/ 30- Manon C/ 99- McGlockton D/	2	20:00	2	17:58	02:02	0-8	-8	1	0	1	0	0.0000
4- Huffman G/ 5- Nickel T/ 11- Hoggard A/ 30- Manon C/ 99- McGlockton D/	2	17:58	2	16:25	01:33	3-4	-1	0	1	0	0	1.0000
1- Edwards J/ 4- Huffman G/ 5- Nickel T/ 30- Manon C/ 99- McGlockton D/	2	16:25	2	14:57	01:28	5-5	0	1	0	0	1	2.5000
1- Edwards J/ 2- Collins M/ 4- Huffman G/ 5- Nickel T/ 22- Carey J/	2	14:57	2	12:01	02:56	2-7	-5	1	0	0	0	0.4000
2- Collins M/ 3- Tanner T/ 11- Hoggard A/ 22- Carey J/ 30- Manon C/	2	12:01	2	10:26	01:35	0-2	-2	1	0	0	0	0.0000
1- Edwards J/ 3- Tanner T/ 11- Hoggard A/ 22- Carey J/ 99- McGlockton D/	2	10:26	2	08:22	02:04	3-5	-2	0	0	1	1	0.7500
1- Edwards J/ 2- Collins M/ 3- Tanner T/ 22- Carey J/ 99- McGlockton D/	2	08:22	2	06:29	01:53	5-2	3	2	0	0	1	2.1552
1- Edwards J/ 2- Collins M/ 3- Tanner T/ 5- Nickel T/ 99- McGlockton D/	2	06:29	2	05:53	00:36	1-2	-1	0	0	0	0	0.6944
2- Collins M/ 3- Tanner T/ 5- Nickel T/ 11- Hoggard A/ 99- McGlockton D/	2	05:53	2	04:47	01:06	2-1	1	1	0	0	0	2.0000
1- Edwards J/ 3- Tanner T/ 5- Nickel T/ 11- Hoggard A/ 99- McGlockton D/	2	04:47	2	01:36	03:11	9-6	3	2	1	0	3	1.8000
3- Tanner T/ 4- Huffman G/ 11- Hoggard A/ 30- Manon C/ 99- McGlockton D/	2	01:36	2	01:21	00:15	0-0	0	0	1	0	0	0.0000
1- Edwards J/ 3- Tanner T/ 5- Nickel T/ 11- Hoggard A/ 99- McGlockton D/	2	01:21	2	00:24	00:56	2-0	2	1	0	0	0	2.0000
1- Edwards J/ 3- Tanner T/ 11- Hoggard A/ 30- Manon C/ 99- McGlockton D/	2	00:24	2	00:24	00:00	1-0	1	0	0	0	0	2.2727
1- Edwards J/ 2- Collins M/ 3- Tanner T/ 11- Hoggard A/ 30- Manon C/	2	00:24	2	00:21	00:03	0-0	0	0	0	0	0	0.0000
2- Collins M/ 3- Tanner T/ 4- Huffman G/ 11- Hoggard A/ 30- Manon C/	2	00:21	2	00:00	00:21	0-0	0	1	1	0	0	0.0000



Kentucky at Vanderbilt

01/25/25 Memorial Gymnasium (Vanderbilt), Nashville, Tenn.
Vanderbilt vs. #9 Kentucky

Game Time: 1:30 PM
Game Duration: 2:07
Attendance: 14,316

Officials: KB Burdett, Mike Nance, Josue Nieves

Kentucky

Lineup	Time	Score	Score Diff	Pts/Min	Reb	Stl	Tov	Ass	PPP
00- Oweh O/ 1- Butler L/ 2- Robinson J/ 15- Almonor A/ 22- Williams A/	08:14	19-12	7	2.3077	9	1	2	3	1.4394
00- Oweh O/ 1- Butler L/ 4- Brea K/ 10- Garrison B/ 15- Almonor A/	03:47	4-7	-3	1.0573	5	0	3	1	0.6667
00- Oweh O/ 2- Robinson J/ 4- Brea K/ 15- Almonor A/ 22- Williams A/	03:30	11-10	1	3.1429	2	0	0	2	2.0677
00- Oweh O/ 2- Robinson J/ 4- Brea K/ 10- Garrison B/ 15- Almonor A/	02:56	7-2	5	2.3864	5	0	1	2	1.4000
00- Oweh O/ 2- Robinson J/ 11- Perry T/ 15- Almonor A/ 22- Williams A/	02:30	7-8	-1	2.8000	1	0	0	2	1.4344
00- Oweh O/ 1- Butler L/ 2- Robinson J/ 9- Noah T/ 10- Garrison B/	02:19	2-2	0	0.8633	2	2	3	0	0.4000
1- Butler L/ 4- Brea K/ 5- Chandler C/ 9- Noah T/ 10- Garrison B/	02:04	2-3	-1	0.9677	4	0	0	0	0.6667
00- Oweh O/ 1- Butler L/ 4- Brea K/ 10- Garrison B/ 22- Williams A/	01:41	4-3	1	2.3762	2	0	0	0	1.3333
1- Butler L/ 2- Robinson J/ 4- Brea K/ 9- Noah T/ 22- Williams A/	01:39	3-0	3	1.8182	2	0	1	1	1.0000
2- Robinson J/ 4- Brea K/ 9- Noah T/ 11- Perry T/ 22- Williams A/	01:37	3-3	0	1.8557	1	0	0	0	3.0000
1- Butler L/ 2- Robinson J/ 4- Brea K/ 9- Noah T/ 10- Garrison B/	01:35	2-0	2	1.2632	3	0	0	0	0.8197
00- Oweh O/ 2- Robinson J/ 10- Garrison B/ 11- Perry T/ 15- Almonor A/	01:25	0-7	-7	0.0000	0	0	1	0	0.0000
00- Oweh O/ 1- Butler L/ 2- Robinson J/ 10- Garrison B/ 15- Almonor A/	01:09	0-4	-4	0.0000	0	0	1	0	0.0000
00- Oweh O/ 1- Butler L/ 2- Robinson J/ 4- Brea K/ 22- Williams A/	01:00	2-4	-2	2.0000	0	0	0	0	2.0000
00- Oweh O/ 1- Butler L/ 2- Robinson J/ 11- Perry T/ 22- Williams A/	01:00	2-2	0	2.0000	2	0	0	0	1.0000
00- Oweh O/ 1- Butler L/ 2- Robinson J/ 9- Noah T/ 22- Williams A/	00:56	0-2	-2	0.0000	0	0	1	0	0.0000
00- Oweh O/ 1- Butler L/ 4- Brea K/ 9- Noah T/ 10- Garrison B/	00:52	1-0	1	1.1538	1	1	1	0	0.6944
00- Oweh O/ 1- Butler L/ 4- Brea K/ 15- Almonor A/ 22- Williams A/	00:32	0-0	0	0.0000	1	0	0	0	0.0000
00- Oweh O/ 2- Robinson J/ 5- Chandler C/ 9- Noah T/ 10- Garrison B/	00:29	0-2	-2	0.0000	1	0	1	0	0.0000
2- Robinson J/ 4- Brea K/ 5- Chandler C/ 9- Noah T/ 22- Williams A/	00:20	0-2	-2	0.0000	0	0	1	0	0.0000
00- Oweh O/ 1- Butler L/ 2- Robinson J/ 4- Brea K/ 15- Almonor A/	00:18	0-1	-1	0.0000	1	0	0	0	0.0000
00- Oweh O/ 2- Robinson J/ 4- Brea K/ 11- Perry T/ 15- Almonor A/	00:05	0-0	0	0.0000	1	0	1	0	0.0000



Kentucky at Vanderbilt

01/25/25 Memorial Gymnasium (Vanderbilt), Nashville, Tenn.
Vanderbilt vs. #9 Kentucky

Game Time: 1:30 PM
Game Duration: 2:07
Attendance: 14,316

Officials: KB Burdett, Mike Nance, Josue Nieves

Vanderbilt

Lineup	Time	Score	Score Diff	Pts/Min	Reb	Stl	Tov	Ass	PPP
1- Edwards J/ 5- Nickel T/ 11- Hoggard A/ 30- Manon C/ 99- McGlockton D/	07:02	14-15	-1	1.9905	5	0	2	6	1.0769
1- Edwards J/ 3- Tanner T/ 5- Nickel T/ 11- Hoggard A/ 99- McGlockton D/	04:07	11-6	5	2.6677	3	1	0	3	1.8333
2- Collins M/ 3- Tanner T/ 4- Huffman G/ 5- Nickel T/ 22- Carey J/	03:39	3-4	-1	0.8219	3	2	0	1	0.4286
1- Edwards J/ 2- Collins M/ 4- Huffman G/ 5- Nickel T/ 22- Carey J/	02:56	2-7	-5	0.6818	1	0	0	0	0.4000
2- Collins M/ 3- Tanner T/ 5- Nickel T/ 11- Hoggard A/ 99- McGlockton D/	02:47	6-3	3	2.1557	1	0	0	2	2.0000
1- Edwards J/ 3- Tanner T/ 11- Hoggard A/ 30- Manon C/ 99- McGlockton D/	02:44	4-6	-2	1.4634	3	0	0	1	1.1628
1- Edwards J/ 2- Collins M/ 4- Huffman G/ 30- Manon C/ 99- McGlockton D/	02:30	8-6	2	3.2000	2	0	0	2	2.0000
1- Edwards J/ 3- Tanner T/ 11- Hoggard A/ 22- Carey J/ 99- McGlockton D/	02:04	3-5	-2	1.4516	0	0	1	1	0.7500
2- Collins M/ 5- Nickel T/ 11- Hoggard A/ 22- Carey J/ 30- Manon C/	02:02	2-2	0	0.9836	3	3	2	1	0.5000
1- Edwards J/ 2- Collins M/ 3- Tanner T/ 22- Carey J/ 99- McGlockton D/	01:53	5-2	3	2.6549	2	0	0	1	2.1552
2- Collins M/ 3- Tanner T/ 11- Hoggard A/ 22- Carey J/ 30- Manon C/	01:35	0-2	-2	0.0000	1	0	0	0	0.0000
4- Huffman G/ 5- Nickel T/ 11- Hoggard A/ 30- Manon C/ 99- McGlockton D/	01:33	3-4	-1	1.9355	0	1	0	0	1.0000
1- Edwards J/ 4- Huffman G/ 5- Nickel T/ 30- Manon C/ 99- McGlockton D/	01:28	5-5	0	3.4091	1	0	0	1	2.5000
1- Edwards J/ 2- Collins M/ 3- Tanner T/ 5- Nickel T/ 22- Carey J/	00:49	4-0	4	4.8980	0	1	0	1	1.3333
1- Edwards J/ 2- Collins M/ 3- Tanner T/ 5- Nickel T/ 99- McGlockton D/	00:36	1-2	-1	1.6667	0	0	0	0	0.6944
1- Edwards J/ 2- Collins M/ 3- Tanner T/ 22- Carey J/ 30- Manon C/	00:32	0-0	0	0.0000	2	0	0	0	0.0000
2- Collins M/ 3- Tanner T/ 4- Huffman G/ 22- Carey J/ 30- Manon C/	00:32	0-0	0	0.0000	2	0	0	0	0.0000
2- Collins M/ 3- Tanner T/ 5- Nickel T/ 11- Hoggard A/ 22- Carey J/	00:31	3-0	3	5.8065	0	0	0	1	3.0000
2- Collins M/ 3- Tanner T/ 4- Huffman G/ 11- Hoggard A/ 30- Manon C/	00:21	0-0	0	0.0000	1	1	0	0	0.0000
3- Tanner T/ 4- Huffman G/ 11- Hoggard A/ 30- Manon C/ 99- McGlockton D/	00:15	0-0	0	0.0000	0	1	0	0	0.0000
1- Edwards J/ 2- Collins M/ 3- Tanner T/ 11- Hoggard A/ 30- Manon C/	00:03	0-0	0	0.0000	0	0	0	0	0.0000