



Officials: Doug Shows, Lucas Santos, Brian Dorsey

South Carolina - 63

Record: 10-7 (0-4)

NO.	Name	F	Min	FG			3P			FT			Rebounds			Fouls		TP	AS	TO	ST	Blocks		+/-
				M-A	M-A	M-A	OR	DR	TOT	PF	FD	OR	DR	TOT	BS	BA								
5	Nick Pringle	F	23:09	0-2	0-0	3-4	1	2	3	5	4	3	1	3	0	0	0	5						
30	Collin Murray-Boyles	F	34:42	6-10	0-0	2-4	3	6	9	3	3	14	0	5	2	2	2	1						
1	Jacobi Wright	G	33:10	1-6	0-2	6-6	2	8	10	5	4	8	2	3	1	0	1	-1						
2	Zachary Davis	G	28:26	1-5	1-2	0-0	0	6	6	0	0	3	2	5	0	0	2	-3						
15	Morris Ugusuk	G	27:32	6-8	3-4	5-6	1	1	2	2	3	20	2	4	3	0	0	-4						
21	Arden Conyers		25:56	3-8	2-6	2-2	0	1	1	0	1	10	1	1	0	0	0	-3						
31	Benjamin Bosmans-Verdonk		14:02	0-1	0-0	0-1	2	0	2	2	2	0	1	2	1	0	0	-9						
23	Cam Scott		13:03	2-5	1-2	0-0	0	3	3	1	0	5	1	1	0	0	0	-1						
Team							1	0	1			0		1										
<b>Totals</b>				19-45	7-16	18-23	10	27	37	18	17	63	10	25	7	2	5	-3						

Shooting By Period		
1 <sup>st</sup> FG%	8-20	40.0%
3PT%	2-7	28.6%
FT%	8-11	72.7%
2 <sup>nd</sup> FG%	11-25	44.0%
3PT%	5-9	55.6%
FT%	10-12	83.3%
GM FG%	19-45	42.2%
3PT%	7-16	43.8%
FT%	18-23	78.3%

Dead Ball Rebounds: 4, 0

Technical Fouls: Pringle 1<sup>st</sup>8:54

Vanderbilt - 66

Record: 14-3 (2-2)

NO.	Name	F	Min	FG			3P			FT			Rebounds			Fouls		TP	AS	TO	ST	Blocks		+/-
				M-A	M-A	M-A	OR	DR	TOT	PF	FD	OR	DR	TOT	BS	BA								
5	Tyler Nickel	F	26:26	2-8	0-4	2-2	1	0	1	1	1	6	2	1	0	1	0	-3						
99	Devin McGlockton	F	29:40	5-7	0-1	1-1	3	4	7	3	2	11	0	0	1	1	0	7						
1	Jason Edwards	G	25:12	3-8	2-3	5-6	0	0	0	2	4	13	1	3	1	0	3							
11	A.J. Hoggard	G	31:00	4-9	1-4	5-6	0	4	4	1	4	14	4	5	3	0	0	3						
30	Chris Manon	G	22:39	1-3	0-0	1-2	1	1	2	4	2	3	2	0	4	2	0	5						
2	MJ Collins		26:53	3-8	1-4	2-2	1	2	3	0	2	9	0	1	2	0	0	3						
22	Jaylen Carey		17:18	3-8	0-2	0-0	1	1	2	4	0	6	0	1	1	1	2	-6						
3	Tyler Tanner		20:52	2-5	0-3	0-2	1	1	2	3	2	4	3	1	3	0	0	3						
Team							0	4	4			0		0										
<b>Totals</b>				23-56	4-21	16-21	8	17	25	18	17	66	12	12	15	5	2	3						

Shooting By Period		
1 <sup>st</sup> FG%	11-30	36.7%
3PT%	4-14	28.6%
FT%	7-8	87.5%
2 <sup>nd</sup> FG%	12-26	46.2%
3PT%	0-7	0.0%
FT%	9-13	69.2%
GM FG%	23-56	41.1%
3PT%	4-21	19.0%
FT%	16-21	76.2%

Dead Ball Rebounds: 3, 0

Technical Fouls: Tanner 1<sup>st</sup>8:54

	SC	Vandy
Biggest lead	4 (1 <sup>st</sup> 16:20)	9 (2 <sup>nd</sup> 18:29)
Best Scoring Run	7 (2 <sup>nd</sup> 6:30)	9 (1 <sup>st</sup> 2:06)
Lead Changes	4	
Times Tied	10	
Time with Lead	08:02	23:45

Points from	SC	Vandy
Turnovers	17	22
Paint	20	34
Second Chance	8	11
Fast Breaks	2	5
Bench	15	19

	Period by Period Scoring		
	1st	2nd	TOT
SC	26	37	63
Vandy	33	33	66



**Officials:** Doug Shows, Lucas Santos, Brian Dorsey

**Period 1**

**Quarter Starters:**

<b>Vandy</b>	1 Edwards J	5 Nickel T	11 Hoggard A	30 Manon C	99 McGlockton D
<b>SC</b>	1 Wright J	2 Davis Z	5 Pringle N	15 Ugusuk M	30 Murray-Boyles C

Game Time	Vandy	Score	Diff	SC
20:00	99 MCGLOCKTON D jumpball won			5 PRINGLE N jumpball lost
19:41	11 HOGGARD A turnover bad pass (1)			
19:18				1 WRIGHT J 2pt FG from turnover in the paint, layup blocked
19:18	30 MANON C block (1)			
19:14	11 HOGGARD A defensive rebound (1)			
19:02	1 EDWARDS J 2pt FG in the paint, layup missed			
19:00				15 UGUSUK M defensive rebound (1)
18:40	30 MANON C steal (1)			2 DAVIS Z turnover bad pass (1)
18:31	5 NICKEL T 3pt FG from turnover, jump shot missed			
18:27				30 MURRAY-BOYLES C defensive rebound (1)
18:23				2 DAVIS Z 3pt FG , jump shot missed
18:21	11 HOGGARD A defensive rebound (2)			
18:09	99 MCGLOCKTON D 2pt FG in the paint, layup made (2)	<b>2-0</b>	<b>2</b>	
18:09	1 EDWARDS J assist (1)			
17:45				30 MURRAY-BOYLES C 2pt FG in the paint, layup missed
17:43				5 PRINGLE N offensive rebound (1)
17:43	99 MCGLOCKTON D foul personal (1 - 1)			5 PRINGLE N foul drawn (1)
17:41		<b>2-2</b>	<b>0</b>	15 UGUSUK M 2pt FG second chance outside the paint, jump shot made (2)
17:41				1 WRIGHT J assist (1)
17:25	5 NICKEL T turnover lost ball (1)			15 UGUSUK M steal (1)
17:21		<b>2-4</b>	<b>-2</b>	30 MURRAY-BOYLES C 2pt FG fast break from turnover in the paint, dunk, made (2)
17:21				1 WRIGHT J assist (2)
16:57	1 EDWARDS J 2pt FG outside the paint, pull up jump shot missed			
16:55				30 MURRAY-BOYLES C defensive rebound (2)
16:32	30 MANON C foul personal (1 - 2)			1 WRIGHT J foul drawn (1)
16:32	30 MANON C substitution out			
16:32	22 CAREY J substitution in			
16:32				1 WRIGHT J substitution out
16:32				21 CONYERS A substitution in
16:32	5 NICKEL T substitution out			
16:32	2 COLLINS M substitution in			
16:20		<b>2-6</b>	<b>-4</b>	30 MURRAY-BOYLES C 2pt FG in the paint, layup made (4)
16:20				15 UGUSUK M assist (1)
15:58	2 COLLINS M 2pt FG outside the paint, pull up jump shot made (2)	<b>4-6</b>	<b>-2</b>	
15:40				15 UGUSUK M turnover bad pass (1)
15:40	Timeout media			
15:30	11 HOGGARD A 2pt FG from turnover in the paint, driving layup made (2)	<b>6-6</b>	<b>0</b>	
15:15				15 UGUSUK M turnover travel (2)
15:04	11 HOGGARD A turnover bad pass (2)			
15:04	11 HOGGARD A substitution out			



Official Basketball Play by Play - First Half  
**South Carolina at Vanderbilt**  
 01/15/25 Memorial Gymnasium (Vanderbilt), Nashville, Tenn.  
 Vanderbilt vs. South Carolina

**Game Time:** 5:00 PM  
**Game Duration:** 2:20  
**Attendance:** 6,443

**Officials:** Doug Shows, Lucas Santos, Brian Dorsey

Game Time	Vandy	Score	Diff	SC
15:04	3 TANNER T substitution in			
15:04	99 MCGLOCKTON D substitution out			
15:04	5 NICKEL T substitution in			
14:56		<b>6-9</b>	<b>-3</b>	15 UGUSUK M 3pt FG from turnover, jump shot made (5)
14:56				2 DAVIS Z assist (1)
14:33	5 NICKEL T 2pt FG in the paint, driving layup made (2)	<b>8-9</b>	<b>-1</b>	
14:00	22 CAREY J foul shooting (1 - 3)			5 PRINGLE N foul drawn (2)
14:00				5 PRINGLE N free throw 1 - 2 missed
14:00				offensive dead ball rebound (1)
14:00				15 UGUSUK M substitution out
14:00				1 WRIGHT J substitution in
14:00		<b>8-10</b>	<b>-2</b>	5 PRINGLE N free throw 2 - 2 made (1)
14:00				5 PRINGLE N substitution out
14:00				31 BOSMANS-VERDONK B substitution in
13:44	3 TANNER T 3pt FG , step back jump shot missed			
13:42				1 WRIGHT J defensive rebound (1)
13:28	1 EDWARDS J steal (1)			2 DAVIS Z turnover bad pass (2)
13:16	2 COLLINS M 3pt FG from turnover, jump shot missed			
13:14				21 CONYERS A defensive rebound (1)
12:59	jump ball situation			
12:59	1 EDWARDS J substitution out			
12:59	30 MANON C substitution in			
12:55				21 CONYERS A 3pt FG , jump shot missed
12:53	2 COLLINS M defensive rebound (1)			
12:53	2 COLLINS M foul drawn (1)			31 BOSMANS-VERDONK B foul personal (1 - 1)
12:34	22 CAREY J turnover lost ball (1)			31 BOSMANS-VERDONK B steal (1)
12:34	30 MANON C foul personal (2 - 4)			31 BOSMANS-VERDONK B foul drawn (1)
12:07		<b>8-12</b>	<b>-4</b>	21 CONYERS A 2pt FG from turnover outside the paint, turnaround jump shot made (2)
11:52	22 CAREY J 3pt FG , jump shot missed			
11:50				2 DAVIS Z defensive rebound (1)
11:39	22 CAREY J steal (1)			30 MURRAY-BOYLES C turnover bad pass (1)
11:33	22 CAREY J 2pt FG from turnover in the paint, layup blocked			
11:33				30 MURRAY-BOYLES C block (1)
11:30	3 TANNER T offensive rebound (1)			
11:27	3 TANNER T 3pt FG from turnover second chance, jump shot missed			
11:23				2 DAVIS Z defensive rebound (2)
11:16				21 CONYERS A 3pt FG , jump shot missed
11:13	defensive rebound (5)			
11:13	Timeout media			
11:13	2 COLLINS M substitution out			
11:13	30 MANON C substitution out			
11:13	1 EDWARDS J substitution in			
11:13	99 MCGLOCKTON D substitution in			
11:13				30 MURRAY-BOYLES C substitution out
11:13				31 BOSMANS-VERDONK B substitution out
11:13				5 PRINGLE N substitution in
11:13				15 UGUSUK M substitution in
10:54	1 EDWARDS J substitution out			



Official Basketball Play by Play - First Half  
**South Carolina at Vanderbilt**  
 01/15/25 Memorial Gymnasium (Vanderbilt), Nashville, Tenn.  
 Vanderbilt vs. South Carolina

**Game Time:** 5:00 PM  
**Game Duration:** 2:20  
**Attendance:** 6,443

**Officials:** Doug Shows, Lucas Santos, Brian Dorsey

Game Time	Vandy	Score	Diff	SC
10:54	11 HOGGARD A substitution in			
10:52	11 HOGGARD A 2pt FG in the paint, jump shot missed			
10:47				5 PRINGLE N defensive rebound (2)
10:37	22 CAREY J foul personal (2 - 5)			5 PRINGLE N foul drawn (3)
10:37	22 CAREY J substitution out			
10:37	1 EDWARDS J substitution in			
10:25				15 UGUSUK M 2pt FG outside the paint, jump shot missed
10:23	99 MCGLOCKTON D defensive rebound (1)			
10:18	3 TANNER T 2pt FG in the paint, driving layup made (2)	<b>10-12</b>	<b>-2</b>	
10:18	5 NICKEL T assist (1)			
09:56	1 EDWARDS J foul shooting (1 - 6)			15 UGUSUK M foul drawn (1)
09:56				15 UGUSUK M free throw 1 - 2 missed
09:56				offensive dead ball rebound (2)
09:56		<b>10-13</b>	<b>-3</b>	15 UGUSUK M free throw 2 - 2 made (6)
09:40	1 EDWARDS J foul drawn (1)			5 PRINGLE N foul shooting (1 - 2)
09:40	1 EDWARDS J free throw 1 - 2 made (1)	<b>11-13</b>	<b>-2</b>	
09:40				2 DAVIS Z substitution out
09:40				23 SCOTT C substitution in
09:40	1 EDWARDS J free throw 2 - 2 made (2)	<b>12-13</b>	<b>-1</b>	
09:32	1 EDWARDS J foul drawn (2)			15 UGUSUK M foul offensive (1 - 3)
09:32				15 UGUSUK M turnover offensive (3)
09:23	11 HOGGARD A 3pt FG from turnover, jump shot missed			
09:21	99 MCGLOCKTON D offensive rebound (2)			
09:11	1 EDWARDS J 3pt FG from turnover second chance, jump shot made (5)	<b>15-13</b>	<b>2</b>	
09:11	3 TANNER T assist (1)			
08:54	99 MCGLOCKTON D foul drawn (1)			5 PRINGLE N foul offensive (2 - 4)
08:54				5 PRINGLE N turnover offensive (1)
08:54	3 TANNER T foul class A technical (1 - 7)			
08:54	3 TANNER T turnover offensive (1)			
08:54				5 PRINGLE N foul class A technical (3 - 5)
08:54				5 PRINGLE N turnover offensive (2)
08:54				5 PRINGLE N substitution out
08:54				30 MURRAY-BOYLES C substitution in
08:43	1 EDWARDS J turnover bad pass (1)			
08:20	5 NICKEL T foul shooting (1 - 8)			21 CONYERS A foul drawn (1)
08:20		<b>15-14</b>	<b>1</b>	21 CONYERS A free throw 1 - 2 made (3)
08:20		<b>15-15</b>	<b>0</b>	21 CONYERS A free throw 2 - 2 made (4)
08:07	5 NICKEL T foul drawn (1)			30 MURRAY-BOYLES C foul shooting (1 - 6)
08:07	5 NICKEL T free throw 1 - 2 made (3)	<b>16-15</b>	<b>1</b>	
08:07	3 TANNER T substitution out			
08:07	2 COLLINS M substitution in			
08:07	5 NICKEL T free throw 2 - 2 made (4)	<b>17-15</b>	<b>2</b>	
07:51				23 SCOTT C 2pt FG in the paint, jump shot missed
07:50	99 MCGLOCKTON D defensive rebound (3)			
07:50	jump ball situation			
07:50				Timeout media
07:38	1 EDWARDS J 2pt FG outside the paint, jump shot missed			
07:35				23 SCOTT C defensive rebound (1)



Official Basketball Play by Play - First Half  
**South Carolina at Vanderbilt**  
 01/15/25 Memorial Gymnasium (Vanderbilt), Nashville, Tenn.  
 Vanderbilt vs. South Carolina

**Game Time:** 5:00 PM  
**Game Duration:** 2:20  
**Attendance:** 6,443

**Officials:** Doug Shows, Lucas Santos, Brian Dorsey

Game Time	Vandy	Score	Diff	SC
07:23				21 CONYERS A 3pt FG , jump shot missed
07:21	2 COLLINS M defensive rebound (2)			
07:06	5 NICKEL T 3pt FG , jump shot missed			
07:04				1 WRIGHT J defensive rebound (2)
06:53				30 MURRAY-BOYLES C turnover travel (2)
06:53				21 CONYERS A substitution out
06:53				2 DAVIS Z substitution in
06:42	5 NICKEL T 2pt FG from turnover in the paint, layup missed			
06:39				23 SCOTT C defensive rebound (2)
06:23		<b>17-17</b>	<b>0</b>	30 MURRAY-BOYLES C 2pt FG in the paint, dunk, made (6)
06:23				2 DAVIS Z assist (2)
06:06	1 EDWARDS J foul drawn (3)			15 UGUSUK M foul personal (2 - 7)
06:06	5 NICKEL T substitution out			
06:06	99 MCGLOCKTON D substitution out			
06:06	22 CAREY J substitution in			
06:06	30 MANON C substitution in			
06:06				23 SCOTT C substitution out
06:06				31 BOSMANS-VERDONK B substitution in
06:06	1 EDWARDS J 1&1 free throw 1 made (6)	<b>18-17</b>	<b>1</b>	
06:06	1 EDWARDS J 1&1 free throw 2 made (7)	<b>19-17</b>	<b>2</b>	
05:52				1 WRIGHT J 2pt FG outside the paint, jump shot missed
05:51				offensive rebound (13)
05:51				15 UGUSUK M substitution out
05:51				23 SCOTT C substitution in
05:33				30 MURRAY-BOYLES C 2pt FG second chance in the paint, layup missed
05:29				30 MURRAY-BOYLES C offensive rebound (3)
05:29		<b>19-19</b>	<b>0</b>	30 MURRAY-BOYLES C 2pt FG second chance in the paint, tip-in layup made (8)
05:00	2 COLLINS M turnover lost ball (1)			30 MURRAY-BOYLES C steal (1)
04:59	22 CAREY J foul personal (3 - 9)			31 BOSMANS-VERDONK B foul drawn (2)
04:59	22 CAREY J substitution out			
04:59	99 MCGLOCKTON D substitution in			
04:59				31 BOSMANS-VERDONK B 1&1 free throw 1 missed
04:58	11 HOGGARD A defensive rebound (3)			
04:42	1 EDWARDS J 2pt FG in the paint, step back jump shot missed			
04:40				1 WRIGHT J defensive rebound (3)
04:24		<b>19-22</b>	<b>-3</b>	23 SCOTT C 3pt FG , jump shot made (3)
04:24				31 BOSMANS-VERDONK B assist (1)
03:58	11 HOGGARD A 3pt FG , jump shot made (5)	<b>22-22</b>	<b>0</b>	
03:58	30 MANON C assist (1)			
03:41	2 COLLINS M steal (1)			23 SCOTT C turnover bad pass (1)
03:35	2 COLLINS M 3pt FG fast break from turnover, jump shot made (5)	<b>25-22</b>	<b>3</b>	
03:20	11 HOGGARD A steal (1)			2 DAVIS Z turnover lost ball (3)
03:15	1 EDWARDS J 2pt FG fast break from turnover in the paint, driving layup made (9)	<b>27-22</b>	<b>5</b>	
03:15	30 MANON C assist (2)			
03:12				Timeout 30 Sec
03:12				Timeout media



Official Basketball Play by Play - First Half  
**South Carolina at Vanderbilt**  
 01/15/25 Memorial Gymnasium (Vanderbilt), Nashville, Tenn.  
 Vanderbilt vs. South Carolina

**Game Time:** 5:00 PM  
**Game Duration:** 2:20  
**Attendance:** 6,443

**Officials:** Doug Shows, Lucas Santos, Brian Dorsey

Game Time	Vandy	Score	Diff	SC
03:12	1 EDWARDS J substitution out			
03:12	3 TANNER T substitution in			
03:12				23 SCOTT C substitution out
03:12				21 CONYERS A substitution in
03:01	2 COLLINS M steal (2)			1 WRIGHT J turnover bad pass (1)
02:57	2 COLLINS M 2pt FG from turnover in the paint, dunk, missed			
02:55	99 MCGLOCKTON D offensive rebound (4)			
02:53	11 HOGGARD A 3pt FG from turnover second chance, jump shot missed			
02:49				1 WRIGHT J defensive rebound (4)
02:34				31 BOSMANS-VERDONK B 2pt FG in the paint, jump shot missed
02:30				31 BOSMANS-VERDONK B offensive rebound (1)
02:30	jump ball situation			
02:26				1 WRIGHT J 3pt FG second chance, jump shot missed
02:23				31 BOSMANS-VERDONK B offensive rebound (2)
02:23				31 BOSMANS-VERDONK B turnover out of bounds (1)
02:10	99 MCGLOCKTON D 2pt FG from turnover in the paint, driving layup missed			
02:06	30 MANON C offensive rebound (1)			
02:06	30 MANON C foul drawn (1)			31 BOSMANS-VERDONK B foul shooting (2 - 8)
02:06	30 MANON C free throw 1 - 2 missed			
02:06	offensive dead ball rebound (1)			
02:06	30 MANON C free throw 2 - 2 made (1)	<b>28-22</b>	<b>6</b>	
01:53	3 TANNER T steal (1)			21 CONYERS A turnover lost ball (1)
01:47	2 COLLINS M 3pt FG from turnover, jump shot missed			
01:45				2 DAVIS Z defensive rebound (3)
01:20	3 TANNER T foul shooting (2 - 10)			1 WRIGHT J foul drawn (2)
01:20		<b>28-23</b>	<b>5</b>	1 WRIGHT J free throw 1 - 2 made (1)
01:20	2 COLLINS M substitution out			
01:20	30 MANON C substitution out			
01:20	1 EDWARDS J substitution in			
01:20	5 NICKEL T substitution in			
01:20		<b>28-24</b>	<b>4</b>	1 WRIGHT J free throw 2 - 2 made (2)
01:01	99 MCGLOCKTON D 2pt FG in the paint, layup made (4)	<b>30-24</b>	<b>6</b>	
01:01	11 HOGGARD A assist (1)			
00:52	3 TANNER T foul shooting (3 - 11)			1 WRIGHT J foul drawn (3)
00:52		<b>30-25</b>	<b>5</b>	1 WRIGHT J free throw 1 - 2 made (3)
00:52	3 TANNER T substitution out			
00:52	2 COLLINS M substitution in			
00:52		<b>30-26</b>	<b>4</b>	1 WRIGHT J free throw 2 - 2 made (4)
00:45	5 NICKEL T 3pt FG, jump shot missed			
00:43				2 DAVIS Z defensive rebound (4)
00:37				2 DAVIS Z turnover travel (4)
00:37	Timeout 30 Sec			
00:12	1 EDWARDS J 3pt FG from turnover, jump shot made (12)	<b>33-26</b>	<b>7</b>	
00:12	11 HOGGARD A assist (2)			
00:02	jump ball situation			
00:02	11 HOGGARD A steal (2)			1 WRIGHT J turnover lost ball (2)
<b>END OF PERIOD</b>				



Official Basketball Play by Play - First Half  
**South Carolina at Vanderbilt**  
01/15/25 Memorial Gymnasium (Vanderbilt), Nashville, Tenn.  
Vanderbilt vs. South Carolina

**Game Time:** 5:00 PM  
**Game Duration:** 2:20  
**Attendance:** 6,443

**Officials:** Doug Shows, Lucas Santos, Brian Dorsey

Game Time	Vandy	Score	Diff	SC
Vandy 33-26 SC				



Officials: Doug Shows, Lucas Santos, Brian Dorsey

South Carolina - 26

NO.	Name	F	Min	FG	3P	FT	Rebounds			Fouls		TP	AS	TO	ST	Blocks		+/-
				M-A	M-A	M-A	OR	DR	TOT	PF	FD					BS	BA	
5	Nick Pringle	F	08:19	0-0	0-0	1-2	1	1	2	3	3	1	0	2	0	0	0	-4
30	Collin Murray-Boyles	F	17:41	4-6	0-0	0-0	1	2	3	1	0	8	0	2	1	1	0	-1
1	Jacobi Wright	G	17:28	0-3	0-1	4-4	0	4	4	0	3	4	2	2	0	0	1	-6
2	Zachary Davis	G	17:13	0-1	0-1	0-0	0	4	4	0	0	0	2	4	0	0	0	-3
15	Morris Ugusuk	G	11:22	2-3	1-1	1-2	0	1	1	2	1	6	1	3	1	0	0	-5
21	Arden Conyers		12:51	1-4	0-3	2-2	0	1	1	0	1	4	0	1	0	0	0	-6
31	Benjamin Bosmans-Verdonk		08:53	0-1	0-0	0-1	2	0	2	2	2	0	1	1	1	0	0	-5
23	Cam Scott		06:13	1-2	1-1	0-0	0	2	2	0	0	3	0	1	0	0	0	-5
Team							1	0	1			0		0				
<b>Totals</b>				8-20	2-7	8-11	5	15	20	8	10	26	6	16	3	1	1	-7

Shooting By Period		
1 <sup>st</sup> FG%	8-20	40.0%
3PT%	2-7	28.6%
FT%	8-11	72.7%
GM FG%	8-20	40.0%
3PT%	2-7	28.6%
FT%	8-11	72.7%

Dead Ball Rebounds: 2, 0

Technical Fouls: Pringle 1<sup>st</sup> 8:54

Vanderbilt - 33

NO.	Name	F	Min	FG	3P	FT	Rebounds			Fouls		TP	AS	TO	ST	Blocks		+/-
				M-A	M-A	M-A	OR	DR	TOT	PF	FD					BS	BA	
5	Tyler Nickel	F	13:46	1-5	0-3	2-2	0	0	0	1	1	4	1	1	0	0	0	0
99	Devin McGlockton	F	15:02	2-3	0-0	0-0	2	2	4	1	1	4	0	0	0	0	0	11
1	Jason Edwards	G	16:05	3-7	2-2	4-4	0	0	0	1	3	12	1	1	1	0	0	9
11	A.J. Hoggard	G	15:50	2-5	1-3	0-0	0	3	3	0	0	5	2	2	2	0	0	11
30	Chris Manon	G	10:00	0-0	0-0	1-2	1	0	1	2	1	1	2	0	1	1	0	1
2	MJ Collins		12:59	2-5	1-3	0-0	0	2	2	0	1	5	0	1	2	0	0	4
22	Jaylen Carey		07:02	0-2	0-1	0-0	0	0	0	3	0	0	0	1	1	0	1	-2
3	Tyler Tanner		09:16	1-3	0-2	0-0	1	0	1	3	0	2	1	1	1	0	0	1
Team							0	1	1			0		0				
<b>Totals</b>				11-30	4-14	7-8	4	8	12	11	7	33	7	7	8	1	1	7

Shooting By Period		
1 <sup>st</sup> FG%	11-30	36.7%
3PT%	4-14	28.6%
FT%	7-8	87.5%
GM FG%	11-30	36.7%
3PT%	4-14	28.6%
FT%	7-8	87.5%

Dead Ball Rebounds: 1, 0

Technical Fouls: Tanner 1<sup>st</sup> 8:54

	SC	Vandy
Biggest lead	4 (1 <sup>st</sup> 16:20)	7 (1 <sup>st</sup> 0:12)
Best Scoring Run	6 (1 <sup>st</sup> 16:20)	9 (1 <sup>st</sup> 2:06)
Lead Changes	4	
Times Tied	6	
Time with Lead	08:02	07:15

Points from	SC	Vandy
Turnovers	9	14
Paint	8	12
Second Chance	4	4
Fast Breaks	2	5
Bench	7	7

	Period by Period Scoring		
	1st	2nd	TOT
SC	26	37	63
Vandy	33	33	66





**Period 2**

**Quarter Starters:**

<b>Vandy</b>	1 Edwards J	5 Nickel T	11 Hoggard A	30 Manon C	99 McGlockton D
<b>SC</b>	1 Wright J	2 Davis Z	5 Pringle N	15 Ugusuk M	30 Murray-Boyles C

Game Time	Vandy	Score	Diff	SC
20:00	2 COLLINS M substitution out			
20:00	30 MANON C substitution in			
20:00				21 CONYERS A substitution out
20:00				31 BOSMANS-VERDONK B substitution out
20:00				5 PRINGLE N substitution in
20:00				15 UGUSUK M substitution in
19:49	1 EDWARDS J foul shooting (2 - 1)			15 UGUSUK M foul drawn (2)
19:49		<b>33-27</b>	<b>6</b>	15 UGUSUK M free throw 1 - 2 made (7)
19:49		<b>33-28</b>	<b>5</b>	15 UGUSUK M free throw 2 - 2 made (8)
19:37	30 MANON C 2pt FG in the paint, layup made (3)	<b>35-28</b>	<b>7</b>	
19:18	99 MCGLOCKTON D steal (1)			5 PRINGLE N turnover lost ball (3)
19:10	5 NICKEL T 2pt FG from turnover in the paint, jump shot missed			
19:09				5 PRINGLE N defensive rebound (3)
18:41				2 DAVIS Z 2pt FG in the paint, layup blocked
18:41	30 MANON C block (2)			
18:41	defensive rebound (13)			
18:29	11 HOGGARD A 2pt FG outside the paint, jump shot made (7)	<b>37-28</b>	<b>9</b>	
18:13		<b>37-31</b>	<b>6</b>	15 UGUSUK M 3pt FG , jump shot made (11)
17:58	11 HOGGARD A turnover bad pass (3)			15 UGUSUK M steal (2)
17:44		<b>37-33</b>	<b>4</b>	30 MURRAY-BOYLES C 2pt FG from turnover in the paint, driving layup made (10)
17:27	11 HOGGARD A 2pt FG in the paint, pull up jump shot made (9)	<b>39-33</b>	<b>6</b>	
17:27	5 NICKEL T assist (2)			
17:12				2 DAVIS Z 2pt FG outside the paint, turnaround jump shot missed
17:10	defensive rebound (14)			
17:00	30 MANON C 2pt FG in the paint, driving layup missed			
16:57				2 DAVIS Z defensive rebound (5)
16:48				2 DAVIS Z 2pt FG in the paint, jump shot blocked
16:48	5 NICKEL T block (1)			
16:45				15 UGUSUK M offensive rebound (2)
16:39				1 WRIGHT J 3pt FG second chance, jump shot missed
16:34				30 MURRAY-BOYLES C offensive rebound (4)
16:34		<b>39-35</b>	<b>4</b>	30 MURRAY-BOYLES C 2pt FG second chance in the paint, tip-in layup made (12)
16:15	99 MCGLOCKTON D 2pt FG in the paint, layup made (6)	<b>41-35</b>	<b>6</b>	
16:15	11 HOGGARD A assist (3)			
15:56				5 PRINGLE N 2pt FG in the paint, step back jump shot missed
15:53	defensive rebound (15)			
15:52	Timeout media			
15:52	5 NICKEL T substitution out			
15:52	30 MANON C substitution out			
15:52	2 COLLINS M substitution in			
15:52	22 CAREY J substitution in			



Official Basketball Play by Play - Second Half  
**South Carolina at Vanderbilt**  
 01/15/25 Memorial Gymnasium (Vanderbilt), Nashville, Tenn.  
 Vanderbilt vs. South Carolina

**Game Time:** 5:00 PM  
**Game Duration:** 2:20  
**Attendance:** 6,443

**Officials:** Doug Shows, Lucas Santos, Brian Dorsey

Game Time	Vandy	Score	Diff	SC
15:52				2 DAVIS Z substitution out
15:52				21 CONYERS A substitution in
15:31	22 CAREY J 2pt FG in the paint, layup made (2)	<b>43-35</b>	<b>8</b>	
15:04		<b>43-37</b>	<b>6</b>	15 UGUSUK M 2pt FG in the paint, layup made (13)
14:44	1 EDWARDS J 3pt FG , jump shot missed			
14:42				30 MURRAY-BOYLES C defensive rebound (5)
14:33				15 UGUSUK M turnover lost ball (4)
14:26	11 HOGGARD A turnover lost ball (4)			1 WRIGHT J steal (1)
14:15		<b>43-39</b>	<b>4</b>	1 WRIGHT J 2pt FG from turnover in the paint, jump shot made (6)
14:00	1 EDWARDS J turnover lost ball (2)			15 UGUSUK M steal (3)
13:34		<b>43-41</b>	<b>2</b>	15 UGUSUK M 2pt FG from turnover in the paint, driving layup made (15)
13:08	1 EDWARDS J foul drawn (4)			5 PRINGLE N foul shooting (4 - 1)
13:08	1 EDWARDS J free throw 1 - 2 made (13)	<b>44-41</b>	<b>3</b>	
13:08				5 PRINGLE N substitution out
13:08				31 BOSMANS-VERDONK B substitution in
13:08	1 EDWARDS J free throw 2 - 2 missed			
13:03				1 WRIGHT J defensive rebound (5)
13:01	11 HOGGARD A substitution out			
13:01	30 MANON C substitution in			
12:51	30 MANON C steal (2)			30 MURRAY-BOYLES C turnover lost ball (3)
12:51	1 EDWARDS J substitution out			
12:51	3 TANNER T substitution in			
12:40	22 CAREY J 2pt FG from turnover in the paint, layup blocked			
12:40				30 MURRAY-BOYLES C block (2)
12:37				30 MURRAY-BOYLES C defensive rebound (6)
12:32	30 MANON C steal (3)			30 MURRAY-BOYLES C turnover lost ball (4)
12:24	2 COLLINS M foul drawn (2)			1 WRIGHT J foul shooting (1 - 2)
12:24	2 COLLINS M free throw 1 - 2 made (6)	<b>45-41</b>	<b>4</b>	
12:24	99 MCGLOCKTON D substitution out			
12:24	5 NICKEL T substitution in			
12:24	2 COLLINS M free throw 2 - 2 made (7)	<b>46-41</b>	<b>5</b>	
12:02				1 WRIGHT J substitution out
12:02				30 MURRAY-BOYLES C substitution out
12:02				2 DAVIS Z substitution in
12:02				23 SCOTT C substitution in
11:58	30 MANON C foul shooting (3 - 2)			15 UGUSUK M foul drawn (3)
11:58	Timeout media			
11:58		<b>46-42</b>	<b>4</b>	15 UGUSUK M free throw 1 - 2 made (16)
11:58		<b>46-43</b>	<b>3</b>	15 UGUSUK M free throw 2 - 2 made (17)
11:43	2 COLLINS M 2pt FG in the paint, layup made (9)	<b>48-43</b>	<b>5</b>	
11:43	3 TANNER T assist (2)			
11:24				21 CONYERS A 2pt FG in the paint, layup missed
11:22	30 MANON C defensive rebound (2)			
11:16	30 MANON C 2pt FG in the paint, driving layup missed			
11:12	22 CAREY J offensive rebound (1)			
11:12	22 CAREY J 2pt FG second chance in the paint, tip-in layup made (4)	<b>50-43</b>	<b>7</b>	
10:52		<b>50-46</b>	<b>4</b>	2 DAVIS Z 3pt FG , pull up jump shot made (3)



**Officials:** Doug Shows, Lucas Santos, Brian Dorsey

Game Time	Vandy	Score	Diff	SC
10:52				23 SCOTT C assist (1)
10:19	5 NICKEL T 2pt FG in the paint, pull up jump shot made (6)	<b>52-46</b>	<b>6</b>	
09:56				23 SCOTT C 2pt FG outside the paint, pull up jump shot missed
09:54	3 TANNER T defensive rebound (2)			
09:41	22 CAREY J 3pt FG , jump shot missed			
09:39				2 DAVIS Z defensive rebound (6)
09:24		<b>52-49</b>	<b>3</b>	21 CONYERS A 3pt FG , jump shot made (7)
09:24				15 UGUSUK M assist (2)
09:03	30 MANON C foul drawn (2)			23 SCOTT C foul personal (1 - 3)
09:03	22 CAREY J substitution out			
09:03	99 MCGLOCKTON D substitution in			
09:03				15 UGUSUK M substitution out
09:03				30 MURRAY-BOYLES C substitution in
09:03				2 DAVIS Z substitution out
09:03				1 WRIGHT J substitution in
08:57	3 TANNER T 2pt FG in the paint, turnaround jump shot made (4)	<b>54-49</b>	<b>5</b>	
08:40	3 TANNER T steal (2)			31 BOSMANS-VERDONK B turnover bad pass (2)
08:35	99 MCGLOCKTON D 2pt FG from turnover in the paint, layup made (8)	<b>56-49</b>	<b>7</b>	
08:35	3 TANNER T assist (3)			
08:11	30 MANON C foul personal (4 - 3)			30 MURRAY-BOYLES C foul drawn (1)
08:11	30 MANON C substitution out			
08:11	11 HOGGARD A substitution in			
08:02				21 CONYERS A 3pt FG , jump shot missed
07:59				1 WRIGHT J offensive rebound (6)
07:59	99 MCGLOCKTON D foul shooting (2 - 4)			1 WRIGHT J foul drawn (4)
07:59				Timeout media
07:59				31 BOSMANS-VERDONK B substitution out
07:59				5 PRINGLE N substitution in
07:59		<b>56-50</b>	<b>6</b>	1 WRIGHT J free throw 1 - 2 made (7)
07:59		<b>56-51</b>	<b>5</b>	1 WRIGHT J free throw 2 - 2 made (8)
07:36	99 MCGLOCKTON D 3pt FG , jump shot missed			
07:33				23 SCOTT C defensive rebound (3)
07:15		<b>56-54</b>	<b>2</b>	21 CONYERS A 3pt FG , jump shot made (10)
07:15				5 PRINGLE N assist (1)
06:50	2 COLLINS M 3pt FG , jump shot missed			
06:48				30 MURRAY-BOYLES C defensive rebound (7)
06:45	3 TANNER T steal (3)			1 WRIGHT J turnover bad pass (3)
06:39	3 TANNER T foul drawn (1)			30 MURRAY-BOYLES C foul shooting (2 - 4)
06:39	3 TANNER T free throw fast break 1 - 2 missed			
06:39	offensive dead ball rebound (2)			
06:39	2 COLLINS M substitution out			
06:39	5 NICKEL T substitution out			
06:39	1 EDWARDS J substitution in			
06:39	22 CAREY J substitution in			
06:39	3 TANNER T free throw fast break 2 - 2 missed			
06:38				30 MURRAY-BOYLES C defensive rebound (8)
06:30		<b>56-56</b>	<b>0</b>	23 SCOTT C 2pt FG in the paint, driving layup made (5)
06:06	1 EDWARDS J turnover lost ball (3)			



Official Basketball Play by Play - Second Half  
**South Carolina at Vanderbilt**  
 01/15/25 Memorial Gymnasium (Vanderbilt), Nashville, Tenn.  
 Vanderbilt vs. South Carolina

**Game Time:** 5:00 PM  
**Game Duration:** 2:20  
**Attendance:** 6,443

**Officials:** Doug Shows, Lucas Santos, Brian Dorsey

Game Time	Vandy	Score	Diff	SC
06:06	1 EDWARDS J substitution out			
06:06	2 COLLINS M substitution in			
05:46				5 PRINGLE N 2pt FG from turnover in the paint, dunk, missed
05:42	99 MCGLOCKTON D defensive rebound (5)			
05:39	3 TANNER T 3pt FG , jump shot missed			
05:32	2 COLLINS M offensive rebound (3)			
05:29	11 HOGGARD A 3pt FG second chance, jump shot missed			
05:26				1 WRIGHT J defensive rebound (7)
05:18				23 SCOTT C 3pt FG , jump shot missed
05:16	11 HOGGARD A defensive rebound (4)			
05:13	3 TANNER T foul drawn (2)			30 MURRAY-BOYLES C foul personal (3 - 5)
05:13	99 MCGLOCKTON D substitution out			
05:13	5 NICKEL T substitution in			
05:13				21 CONYERS A substitution out
05:13				23 SCOTT C substitution out
05:13				2 DAVIS Z substitution in
05:13				15 UGUSUK M substitution in
05:04	2 COLLINS M 2pt FG outside the paint, pull up jump shot missed			
05:02	5 NICKEL T offensive rebound (1)			
04:52	11 HOGGARD A foul drawn (1)			1 WRIGHT J foul personal (2 - 6)
04:50	22 CAREY J 2pt FG second chance in the paint, layup made (6)	<b>58-56</b>	<b>2</b>	
04:50	11 HOGGARD A assist (4)			
04:21				15 UGUSUK M 3pt FG , jump shot missed
04:17				1 WRIGHT J offensive rebound (8)
04:09				1 WRIGHT J 2pt FG second chance in the paint, step back jump shot missed
04:07				30 MURRAY-BOYLES C offensive rebound (9)
04:05				30 MURRAY-BOYLES C 2pt FG second chance in the paint, layup blocked
04:05	22 CAREY J block (1)			
04:05	22 CAREY J defensive rebound (2)			
03:41	Timeout media			
03:41	2 COLLINS M substitution out			
03:41	3 TANNER T substitution out			
03:41	1 EDWARDS J substitution in			
03:41	30 MANON C substitution in			
03:35	22 CAREY J 2pt FG in the paint, layup missed			
03:31				1 WRIGHT J defensive rebound (9)
03:12	22 CAREY J foul shooting (4 - 5)			5 PRINGLE N foul drawn (4)
03:12		<b>58-57</b>	<b>1</b>	5 PRINGLE N free throw 1 - 2 made (2)
03:12	22 CAREY J substitution out			
03:12	99 MCGLOCKTON D substitution in			
03:12		<b>58-58</b>	<b>0</b>	5 PRINGLE N free throw 2 - 2 made (3)
03:00	5 NICKEL T 3pt FG , jump shot missed			
02:58				1 WRIGHT J defensive rebound (10)
02:43	11 HOGGARD A steal (3)			2 DAVIS Z turnover lost ball (5)
02:26	11 HOGGARD A foul drawn (2)			1 WRIGHT J foul shooting (3 - 7)
02:26	11 HOGGARD A free throw 1 - 2 missed			
02:26	offensive dead ball rebound (3)			



Official Basketball Play by Play - Second Half  
**South Carolina at Vanderbilt**  
 01/15/25 Memorial Gymnasium (Vanderbilt), Nashville, Tenn.  
 Vanderbilt vs. South Carolina

**Game Time:** 5:00 PM  
**Game Duration:** 2:20  
**Attendance:** 6,443

**Officials:** Doug Shows, Lucas Santos, Brian Dorsey

Game Time	Vandy	Score	Diff	SC
02:26	1 EDWARDS J substitution out			
02:26	5 NICKEL T substitution out			
02:26	2 COLLINS M substitution in			
02:26	3 TANNER T substitution in			
02:26				2 DAVIS Z substitution out
02:26				21 CONYERS A substitution in
02:26	11 HOGGARD A free throw 2 - 2 made (10)	<b>59-58</b>	<b>1</b>	
02:09	99 MCGLOCKTON D foul shooting (3 - 6)			30 MURRAY-BOYLES C foul drawn (2)
02:09				30 MURRAY-BOYLES C free throw 1 - 2 missed
02:09				offensive dead ball rebound (3)
02:09				30 MURRAY-BOYLES C free throw 2 - 2 missed
02:08	99 MCGLOCKTON D defensive rebound (6)			
01:57	11 HOGGARD A foul drawn (3)			1 WRIGHT J foul personal (4 - 8)
01:57	11 HOGGARD A 1&1 free throw 1 made (11)	<b>60-58</b>	<b>2</b>	
01:57	11 HOGGARD A 1&1 free throw 2 made (12)	<b>61-58</b>	<b>3</b>	
01:42		<b>61-61</b>	<b>0</b>	15 UGUSUK M 3pt FG , jump shot made (20)
01:42				21 CONYERS A assist (1)
01:19	11 HOGGARD A foul drawn (4)			1 WRIGHT J foul shooting (5 - 9)
01:19				1 WRIGHT J substitution out
01:19				2 DAVIS Z substitution in
01:19	11 HOGGARD A free throw 1 - 2 made (13)	<b>62-61</b>	<b>1</b>	
01:19	11 HOGGARD A free throw 2 - 2 made (14)	<b>63-61</b>	<b>2</b>	
00:57	30 MANON C steal (4)			30 MURRAY-BOYLES C turnover lost ball (5)
00:49	Timeout 30 Sec			
00:49	Timeout media			
00:41	11 HOGGARD A turnover lost ball (5)			30 MURRAY-BOYLES C steal (2)
00:41	11 HOGGARD A foul flagrant 1 (1 - 7)			30 MURRAY-BOYLES C foul drawn (3)
00:41		<b>63-62</b>	<b>1</b>	30 MURRAY-BOYLES C free throw 1 - 2 made (13)
00:41		<b>63-63</b>	<b>0</b>	30 MURRAY-BOYLES C free throw 2 - 2 made (14)
00:20				Timeout 30 Sec
00:10				30 MURRAY-BOYLES C 2pt FG in the paint, layup blocked
00:10	99 MCGLOCKTON D block (1)			
00:10				offensive dead ball rebound (4)
00:10				turnover shot clock (25)
00:10	Timeout 30 Sec			
00:10	2 COLLINS M substitution out			
00:10	1 EDWARDS J substitution in			
00:02	11 HOGGARD A 2pt FG from turnover outside the paint, jump shot missed			
00:00	99 MCGLOCKTON D offensive rebound (7)			
00:00	99 MCGLOCKTON D 2pt FG from turnover second chance in the paint, tip-in layup made (10)	<b>65-63</b>	<b>2</b>	
00:00	99 MCGLOCKTON D foul drawn (2)			5 PRINGLE N foul shooting (5 - 10)
00:00				5 PRINGLE N substitution out
00:00				23 SCOTT C substitution in
00:00	1 EDWARDS J substitution out			
00:00	2 COLLINS M substitution in			
00:00	99 MCGLOCKTON D free throw 1 - 1 made (11)	<b>66-63</b>	<b>3</b>	
00:00	Timeout 60 Sec			
00:00				Timeout 30 Sec



Official Basketball Play by Play - Second Half  
**South Carolina at Vanderbilt**  
01/15/25 Memorial Gymnasium (Vanderbilt), Nashville, Tenn.  
Vanderbilt vs. South Carolina

**Game Time:** 5:00 PM  
**Game Duration:** 2:20  
**Attendance:** 6,443

**Officials:** Doug Shows, Lucas Santos, Brian Dorsey

Game Time	Vandy	Score	Diff	SC
END OF GAME				
Vandy 66-63 SC				



Officials: Doug Shows, Lucas Santos, Brian Dorsey

South Carolina - 37

NO.	Name	F	Min	FG	3P	FT	Rebounds			Fouls		TP	AS	TO	ST	Blocks		+/-
				M-A	M-A	M-A	OR	DR	TOT	PF	FD					BS	BA	
5	Nick Pringle	F	14:50	0-2	0-0	2-2	0	1	1	2	1	2	1	1	0	0	0	9
30	Collin Murray-Boyles	F	17:01	2-4	0-0	2-4	2	4	6	2	3	6	0	3	1	1	2	2
1	Jacobi Wright	G	15:42	1-3	0-1	2-2	2	4	6	5	1	4	0	1	1	0	0	5
2	Zachary Davis	G	11:13	1-4	1-1	0-0	0	2	2	0	0	3	0	1	0	0	2	0
15	Morris Ugusuk	G	16:10	4-5	2-3	4-4	1	0	1	0	2	14	1	1	2	0	0	1
21	Arden Conyers		13:05	2-4	2-3	0-0	0	0	0	0	0	6	1	0	0	0	0	3
31	Benjamin Bosmans-Verdonk		05:09	0-0	0-0	0-0	0	0	0	0	0	0	0	1	0	0	0	-4
23	Cam Scott		06:50	1-3	0-1	0-0	0	1	1	1	0	2	1	0	0	0	0	4
Team							0	0	0			0		1				
<b>Totals</b>				11-25	5-9	10-12	5	12	17	10	7	37	4	9	4	1	4	4

Shooting By Period		
2 <sup>nd</sup> FG%	11-25	44.0%
3PT%	5-9	55.6%
FT%	10-12	83.3%
GM FG%	11-25	44.0%
3PT%	5-9	55.6%
FT%	10-12	83.3%

Dead Ball Rebounds: 2, 0

Technical Fouls: NONE

Vanderbilt - 33

NO.	Name	F	Min	FG	3P	FT	Rebounds			Fouls		TP	AS	TO	ST	Blocks		+/-
				M-A	M-A	M-A	OR	DR	TOT	PF	FD					BS	BA	
5	Tyler Nickel	F	12:40	1-3	0-1	0-0	1	0	1	0	0	2	1	0	0	1	0	-3
99	Devin McGlockton	F	14:38	3-4	0-1	1-1	1	2	3	2	1	7	0	0	1	1	0	-4
1	Jason Edwards	G	09:07	0-1	0-1	1-2	0	0	0	1	1	1	0	2	0	0	0	-6
11	A.J. Hoggard	G	15:10	2-4	0-1	5-6	0	1	1	1	4	9	2	3	1	0	0	-8
30	Chris Manon	G	12:39	1-3	0-0	0-0	0	1	1	2	1	2	0	0	3	1	0	4
2	MJ Collins		13:54	1-3	0-1	2-2	1	0	1	0	1	4	0	0	0	0	0	-1
22	Jaylen Carey		10:16	3-6	0-1	0-0	1	1	2	1	0	6	0	0	0	1	1	-4
3	Tyler Tanner		11:36	1-2	0-1	0-2	0	1	1	0	2	2	2	0	2	0	0	2
Team							0	3	3			0		0				
<b>Totals</b>				12-26	0-7	9-13	4	9	13	7	10	33	5	5	7	4	1	-4

Shooting By Period		
2 <sup>nd</sup> FG%	12-26	46.2%
3PT%	0-7	0.0%
FT%	9-13	69.2%
GM FG%	12-26	46.2%
3PT%	0-7	0.0%
FT%	9-13	69.2%

Dead Ball Rebounds: 2, 0

Technical Fouls: NONE

	SC	Vandy
Biggest lead	0 (1 <sup>st</sup> 20:00)	9 (2 <sup>nd</sup> 18:29)
Best Scoring Run	7 (2 <sup>nd</sup> 6:30)	4 (2 <sup>nd</sup> 18:29)
Lead Changes	0	
Times Tied	4	
Time with Lead	00:00	16:19

	SC	Vandy
Points from		
Turnovers	8	8
Paint	12	22
Second Chance	4	7
Fast Breaks	0	0
Bench	8	12

	Period by Period Scoring		
	1st	2nd	TOT
SC	26	37	63
Vandy	33	33	66

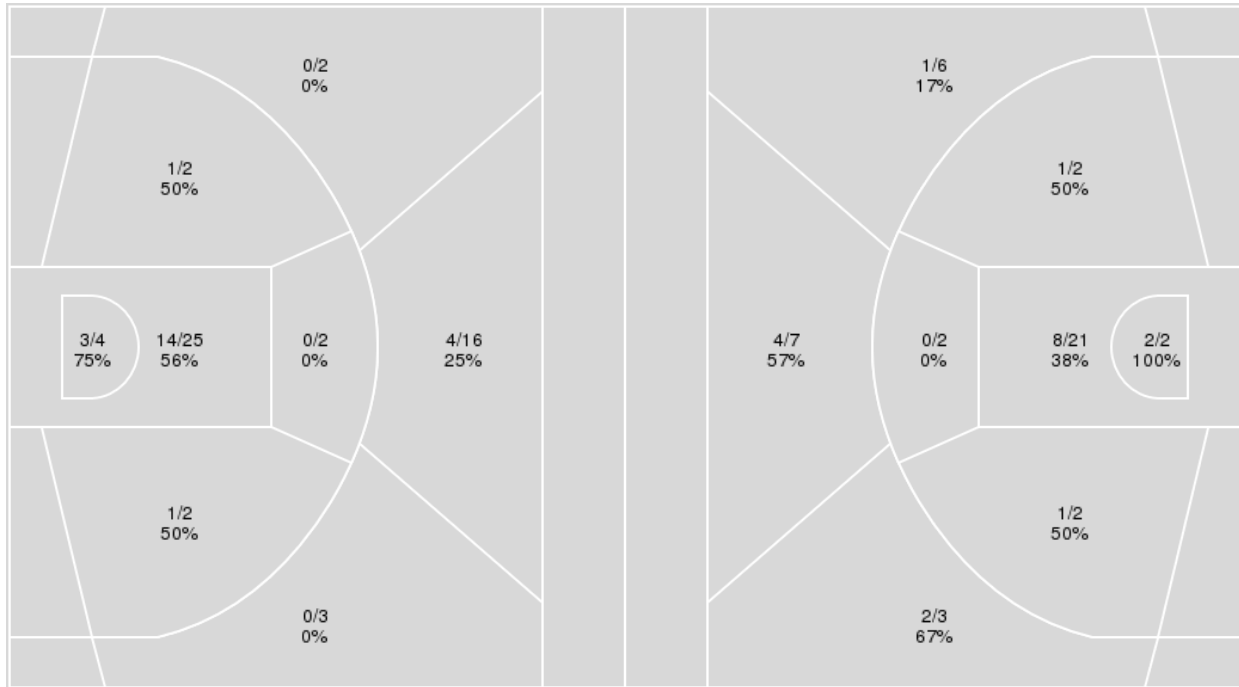


**Officials:** Doug Shows, Lucas Santos, Brian Dorsey

{ Players => 0, 1, 2, 3, 4, 5, 7, 10, 11, 12, 15, 21, 22, 24, 25, 30, 33, 99; } { Players => 0, 1, 2, 4, 5, 6, 10, 13, 14, 15, 21, 23, 30, 31; } FG Types  
 } FG Types => All; Results => All; } => All; Results => All;

**Vanderbilt**

**South Carolina**



Vanderbilt	M/A	%
Field Goals	23/56	41
2 Points	19/35	54
3 Points	4/21	19
Free Throws	16/21	76

South Carolina	M/A	%
Field Goals	19/45	42
2 Points	12/29	41
3 Points	7/16	44
Free Throws	18/23	78





**Officials:** Doug Shows, Lucas Santos, Brian Dorsey

**South Carolina**

No	Name	Mins		Score		Points Diff		Points per Min		Assists		Rebounds		Steals		Turnovers	
		On	Off	On	Off	On	Off	On	Off	On	Off	On	Off	On	Off	On	Off
1	Jacobi Wright	33:10	06:50	48 - 49	15 - 17	-1	-2	1.45	2.20	6	4	36	1	6	1	21	4
2	Zachary Davis	28:26	11:34	45 - 48	18 - 18	-3	0	1.58	1.56	8	2	27	10	5	2	16	9
5	Nick Pringle	23:09	16:51	40 - 35	23 - 31	5	-8	1.73	1.37	6	4	18	19	5	2	12	13
15	Morris Ugusuk	27:32	12:28	44 - 48	19 - 18	-4	1	1.60	1.52	8	2	21	16	5	2	14	11
21	Arden Conyers	25:56	14:04	41 - 44	22 - 22	-3	0	1.58	1.56	6	4	21	16	4	3	20	5
23	Cam Scott	13:03	26:57	24 - 25	39 - 41	-1	-2	1.84	1.45	5	5	11	26	1	6	8	17
30	Collin Murray-Boyles	34:42	05:18	54 - 53	9 - 13	1	-4	1.56	1.70	8	2	35	2	7	0	22	3
31	Benjamin Bosmans-Verdonk	14:02	25:58	19 - 28	44 - 38	-9	6	1.35	1.69	3	7	16	21	2	5	12	13

**Vanderbilt**

No	Name	Mins		Score		Points Diff		Points per Min		Assists		Rebounds		Steals		Turnovers	
		On	Off	On	Off	On	Off	On	Off	On	Off	On	Off	On	Off	On	Off
1	Jason Edwards	25:12	14:48	45 - 42	21 - 21	3	0	1.79	1.42	9	3	11	14	8	7	10	2
2	MJ Collins	26:53	13:07	44 - 41	22 - 22	3	0	1.64	1.68	6	6	17	8	12	3	6	6
3	Tyler Tanner	20:52	19:08	35 - 32	31 - 31	3	0	1.68	1.62	6	6	17	8	8	7	5	7
5	Tyler Nickel	26:26	13:34	39 - 42	27 - 21	-3	6	1.48	1.99	10	2	17	8	8	7	6	6
11	A.J. Hoggard	31:00	09:00	52 - 49	14 - 14	3	0	1.68	1.56	10	2	19	6	10	5	11	1
22	Jaylen Carey	17:18	22:42	21 - 27	45 - 36	-6	9	1.21	1.98	2	10	11	14	4	11	6	6
30	Chris Manon	22:39	17:21	41 - 36	25 - 27	5	-2	1.81	1.44	7	5	16	9	12	3	6	6
99	Devin McGlockton	29:40	10:20	53 - 46	13 - 17	7	-4	1.79	1.26	10	2	17	8	13	2	10	2

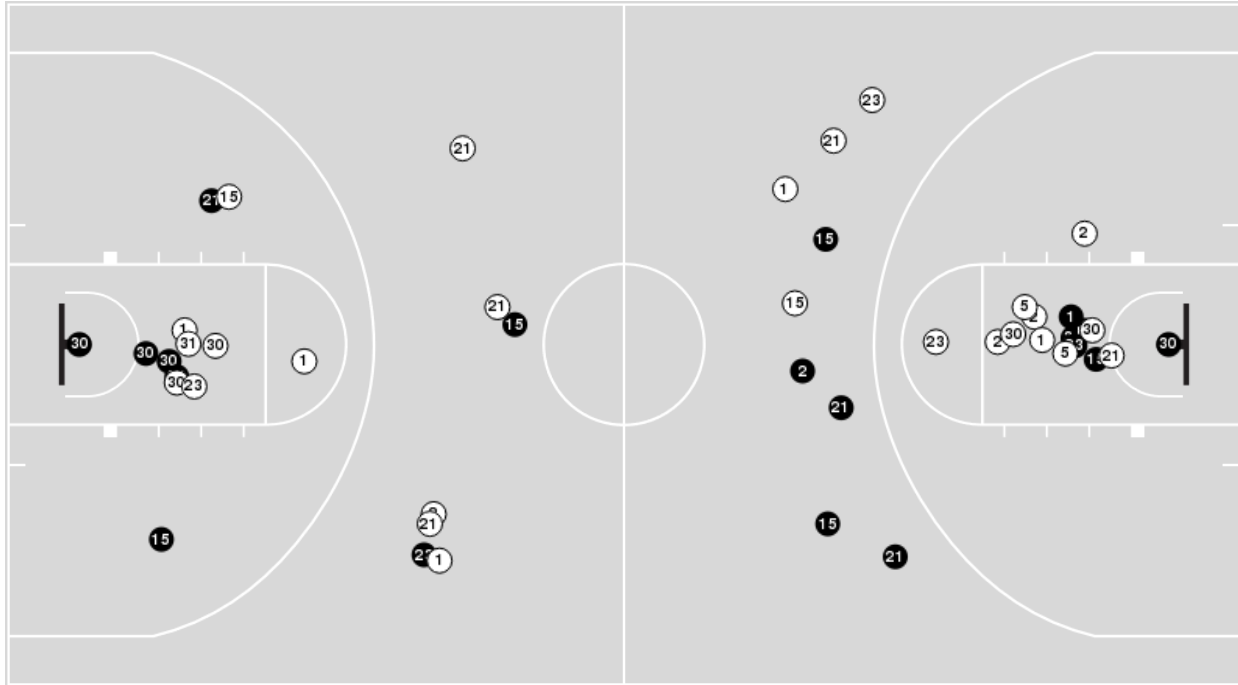


**Officials:** Doug Shows, Lucas Santos, Brian Dorsey

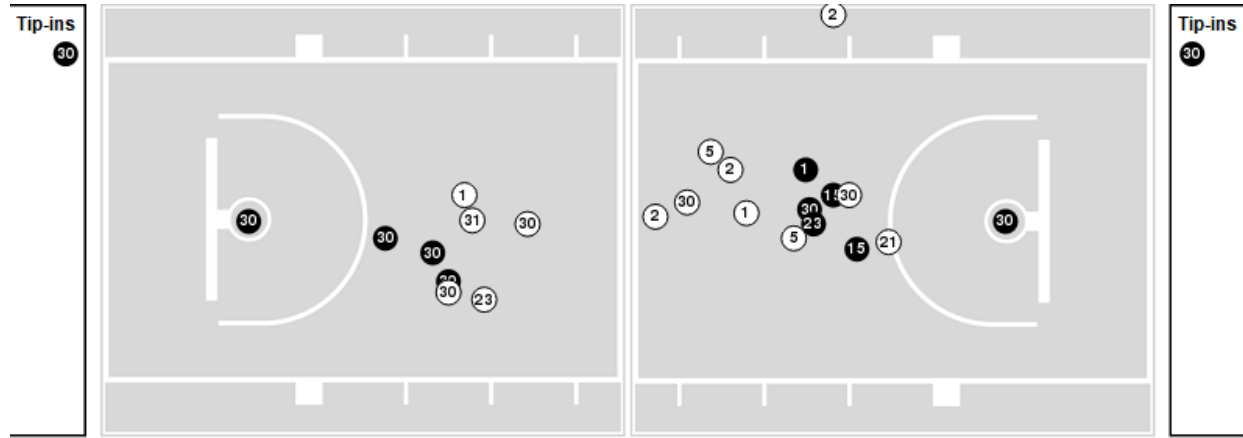
Players => 0, 1, 2, 4, 5, 6, 10, 13, 14, 15, 21, 23, 30, 31 FG Types=>All Results=>All

**South Carolina**

**All Field Goals**



**Blow Up Chart**



● Made    ○ Missed    N - Player Number

South Carolina	M/A	%
Field Goals	19/45	42
2 Points	12/29	41
3 Points	7/16	44
Free Throws	18/23	78

South Carolina	M/A	%
Points in the Paint	20 (10 / 23)	43
Fast Break Points	2 (1/1)	100
Second Chance Points	8 (5/10)	50
Effective FG%	50	

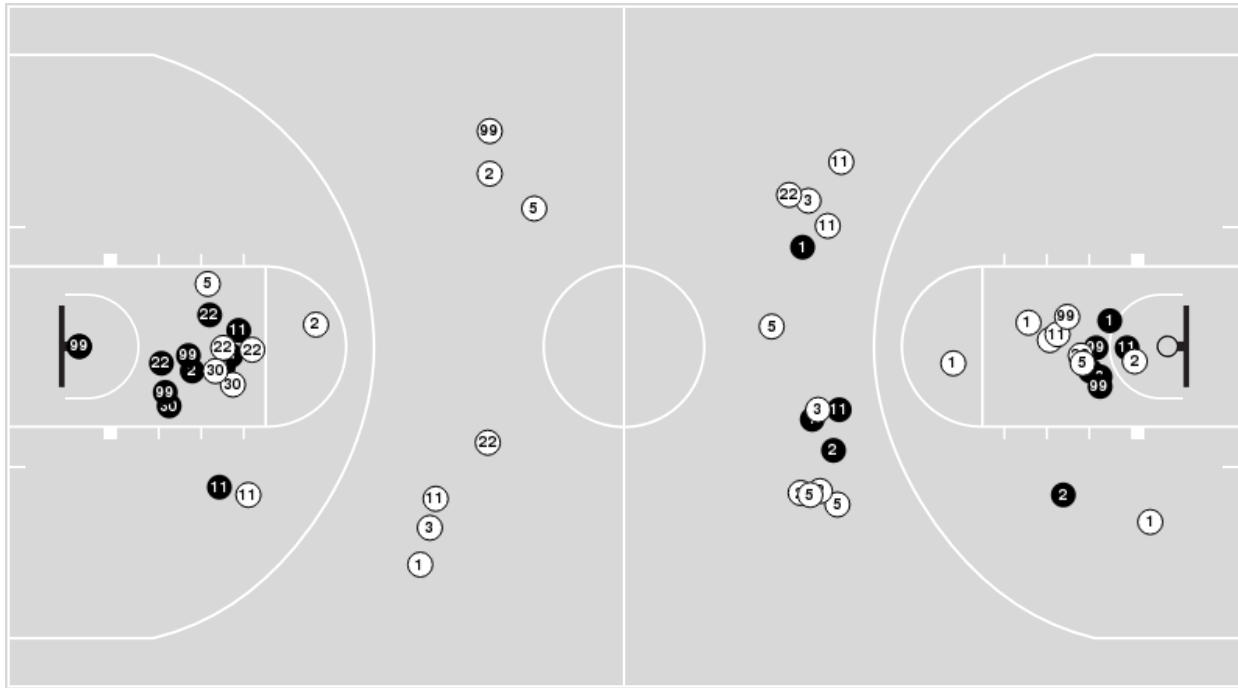


**Officials:** Doug Shows, Lucas Santos, Brian Dorsey

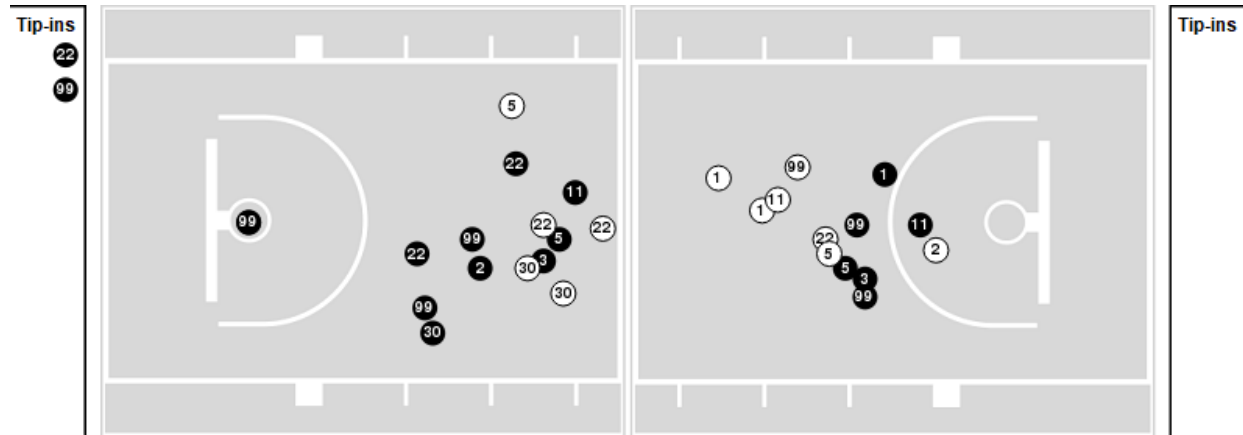
Players => 0, 1, 2, 3, 4, 5, 7, 10, 11, 12, 15, 21, 22, 24, 25, 30, 33, 99FG Types=>AllResults=>All

**Vanderbilt**

**All Field Goals**



**Blow Up Chart**



● Made ○ Missed N - Player Number

Vanderbilt	M/A	%
Field Goals	23/56	41
2 Points	19/35	54
3 Points	4/21	19
Free Throws	16/21	76

Vanderbilt	M/A	%
Points in the Paint	34 (17 / 29)	59
Fast Break Points	5 (2/4)	50
Second Chance Points	11 (6/10)	60
Effective FG%	45	



**Officials:** Doug Shows, Lucas Santos, Brian Dorsey

**South Carolina**

Lineup	Quarter On	Time On	Quarter Off	Time Off	Time on Court	Score	Score Diff	Reb	Stl	Tov	Ass	PPP
1- Wright J/ 2- Davis Z/ 5- Pringle N/ 15- Ugusuk M/ 30- Murray-Boyles C/	1	20:00	1	16:32	03:28	4-2	2	4	1	1	2	0.8000
2- Davis Z/ 5- Pringle N/ 15- Ugusuk M/ 21- Conyers A/ 30- Murray-Boyles C/	1	16:32	1	14:00	02:32	5-6	-1	0	0	2	2	1.1261
1- Wright J/ 2- Davis Z/ 5- Pringle N/ 21- Conyers A/ 30- Murray-Boyles C/	1	14:00	1	14:00	00:00	1-0	1	0	0	0	0	2.2727
1- Wright J/ 2- Davis Z/ 21- Conyers A/ 30- Murray-Boyles C/ 31- Bosmans-Verdonk B/	1	14:00	1	11:13	02:47	2-0	2	4	1	2	0	0.4000
1- Wright J/ 2- Davis Z/ 5- Pringle N/ 15- Ugusuk M/ 21- Conyers A/	1	11:13	1	09:40	01:33	1-3	-2	1	0	0	0	0.5319
1- Wright J/ 5- Pringle N/ 15- Ugusuk M/ 21- Conyers A/ 23- Scott C/	1	09:40	1	08:54	00:46	0-4	-4	0	0	3	0	0.0000
1- Wright J/ 15- Ugusuk M/ 21- Conyers A/ 23- Scott C/ 30- Murray-Boyles C/	1	08:54	1	06:53	02:01	2-2	0	2	0	1	0	0.5155
1- Wright J/ 2- Davis Z/ 15- Ugusuk M/ 23- Scott C/ 30- Murray-Boyles C/	1	06:53	1	06:06	00:47	2-0	2	1	0	0	1	2.0000
1- Wright J/ 2- Davis Z/ 15- Ugusuk M/ 30- Murray-Boyles C/ 31- Bosmans-Verdonk B/	1	06:06	1	05:51	00:15	0-2	-2	1	0	0	0	0.0000
1- Wright J/ 2- Davis Z/ 23- Scott C/ 30- Murray-Boyles C/ 31- Bosmans-Verdonk B/	1	05:51	1	03:12	02:39	5-8	-3	2	1	2	1	1.1261
1- Wright J/ 2- Davis Z/ 21- Conyers A/ 30- Murray-Boyles C/ 31- Bosmans-Verdonk B/	1	03:12	2	20:00	03:12	4-6	-2	5	0	5	0	0.5917
1- Wright J/ 2- Davis Z/ 5- Pringle N/ 15- Ugusuk M/ 30- Murray-Boyles C/	2	20:00	2	15:52	04:08	9-8	1	4	1	1	0	1.1421
1- Wright J/ 5- Pringle N/ 15- Ugusuk M/ 21- Conyers A/ 30- Murray-Boyles C/	2	15:52	2	13:08	02:44	6-3	3	1	2	1	0	1.5000
1- Wright J/ 15- Ugusuk M/ 21- Conyers A/ 30- Murray-Boyles C/ 31- Bosmans-Verdonk B/	2	13:08	2	12:02	01:06	0-2	-2	2	0	2	0	0.0000
2- Davis Z/ 15- Ugusuk M/ 21- Conyers A/ 23- Scott C/ 31- Bosmans-Verdonk B/	2	12:02	2	09:03	02:59	8-6	2	1	0	0	2	1.6393
2- Davis Z/ 21- Conyers A/ 23- Scott C/ 30- Murray-Boyles C/ 31- Bosmans-Verdonk B/	2	09:03	2	09:03	00:00	0-0	0	0	0	0	0	0.0000
1- Wright J/ 21- Conyers A/ 23- Scott C/ 30- Murray-Boyles C/ 31- Bosmans-Verdonk B/	2	09:03	2	07:59	01:04	0-4	-4	1	0	1	0	0.0000
1- Wright J/ 5- Pringle N/ 21- Conyers A/ 23- Scott C/ 30- Murray-Boyles C/	2	07:59	2	05:13	02:46	7-0	7	4	0	1	1	1.1905
1- Wright J/ 2- Davis Z/ 5- Pringle N/ 15- Ugusuk M/ 30- Murray-Boyles C/	2	05:13	2	02:26	02:47	2-2	0	4	0	1	0	0.6944
1- Wright J/ 5- Pringle N/ 15- Ugusuk M/ 21- Conyers A/ 30- Murray-Boyles C/	2	02:26	2	01:19	01:07	3-3	0	0	0	0	1	1.5957
2- Davis Z/ 5- Pringle N/ 15- Ugusuk M/ 21- Conyers A/ 30- Murray-Boyles C/	2	01:19	2	00:00	01:18	2-4	-2	0	1	2	0	0.5155
2- Davis Z/ 15- Ugusuk M/ 21- Conyers A/ 23- Scott C/ 30- Murray-Boyles C/	2	00:00	2	00:00	00:00	0-1	-1	0	0	0	0	0.0000



**Officials:** Doug Shows, Lucas Santos, Brian Dorsey

**Vanderbilt**

Lineup	Quarter On	Time On	Quarter Off	Time Off	Time on Court	Score	Score Diff	Reb	Stl	Tov	Ass	PPP
1- Edwards J/ 5- Nickel T/ 11- Hoggard A/ 30- Manon C/ 99- McGlockton D/	1	20:00	1	16:32	03:28	2-4	-2	2	1	2	1	0.3333
1- Edwards J/ 5- Nickel T/ 11- Hoggard A/ 22- Carey J/ 99- McGlockton D/	1	16:32	1	16:32	00:00	0-0	0	0	0	0	0	0.0000
1- Edwards J/ 2- Collins M/ 11- Hoggard A/ 22- Carey J/ 99- McGlockton D/	1	16:32	1	15:04	01:28	4-2	2	0	0	1	0	1.3333
1- Edwards J/ 2- Collins M/ 3- Tanner T/ 22- Carey J/ 99- McGlockton D/	1	15:04	1	15:04	00:00	0-0	0	0	0	0	0	0.0000
1- Edwards J/ 2- Collins M/ 3- Tanner T/ 5- Nickel T/ 22- Carey J/	1	15:04	1	12:59	02:05	2-4	-2	0	1	0	0	0.6667
2- Collins M/ 3- Tanner T/ 5- Nickel T/ 22- Carey J/ 30- Manon C/	1	12:59	1	11:13	01:46	0-2	-2	3	1	1	0	0.0000
1- Edwards J/ 3- Tanner T/ 5- Nickel T/ 22- Carey J/ 99- McGlockton D/	1	11:13	1	10:54	00:19	0-0	0	0	0	0	0	0.0000
3- Tanner T/ 5- Nickel T/ 11- Hoggard A/ 22- Carey J/ 99- McGlockton D/	1	10:54	1	10:37	00:17	0-0	0	0	0	0	0	0.0000
1- Edwards J/ 3- Tanner T/ 5- Nickel T/ 11- Hoggard A/ 99- McGlockton D/	1	10:37	1	08:07	02:30	8-3	5	2	0	2	2	1.5038
1- Edwards J/ 2- Collins M/ 5- Nickel T/ 11- Hoggard A/ 99- McGlockton D/	1	08:07	1	06:06	02:01	1-2	-1	2	0	0	0	0.2907
1- Edwards J/ 2- Collins M/ 11- Hoggard A/ 22- Carey J/ 30- Manon C/	1	06:06	1	04:59	01:07	2-2	0	0	0	1	0	1.0638
1- Edwards J/ 2- Collins M/ 11- Hoggard A/ 30- Manon C/ 99- McGlockton D/	1	04:59	1	03:12	01:47	8-3	5	1	2	0	2	2.0000
2- Collins M/ 3- Tanner T/ 11- Hoggard A/ 30- Manon C/ 99- McGlockton D/	1	03:12	1	01:20	01:52	1-1	0	2	2	0	0	0.3472
1- Edwards J/ 3- Tanner T/ 5- Nickel T/ 11- Hoggard A/ 99- McGlockton D/	1	01:20	1	00:52	00:27	2-2	0	0	0	0	1	2.0000
1- Edwards J/ 2- Collins M/ 5- Nickel T/ 11- Hoggard A/ 99- McGlockton D/	1	00:52	2	20:00	00:52	3-1	2	0	1	0	1	1.5000
1- Edwards J/ 5- Nickel T/ 11- Hoggard A/ 30- Manon C/ 99- McGlockton D/	2	20:00	2	15:52	04:08	8-9	-1	3	1	1	2	1.1429
1- Edwards J/ 2- Collins M/ 11- Hoggard A/ 22- Carey J/ 99- McGlockton D/	2	15:52	2	13:01	02:51	3-6	-3	0	0	2	0	0.6148
1- Edwards J/ 2- Collins M/ 22- Carey J/ 30- Manon C/ 99- McGlockton D/	2	13:01	2	12:51	00:10	0-0	0	0	1	0	0	0.0000
2- Collins M/ 3- Tanner T/ 22- Carey J/ 30- Manon C/ 99- McGlockton D/	2	12:51	2	12:24	00:27	1-0	1	0	1	0	0	0.6944
2- Collins M/ 3- Tanner T/ 5- Nickel T/ 22- Carey J/ 30- Manon C/	2	12:24	2	09:03	03:21	7-8	-1	3	0	0	1	1.5766
2- Collins M/ 3- Tanner T/ 5- Nickel T/ 30- Manon C/ 99- McGlockton D/	2	09:03	2	08:11	00:52	4-0	4	0	1	0	1	2.0000
2- Collins M/ 3- Tanner T/ 5- Nickel T/ 11- Hoggard A/ 99- McGlockton D/	2	08:11	2	06:39	01:32	0-5	-5	0	1	0	0	0.0000
1- Edwards J/ 3- Tanner T/ 11- Hoggard A/ 22- Carey J/ 99- McGlockton D/	2	06:39	2	06:06	00:33	0-2	-2	0	0	1	0	0.0000
2- Collins M/ 3- Tanner T/ 11- Hoggard A/ 22- Carey J/ 99- McGlockton D/	2	06:06	2	05:13	00:53	0-0	0	3	0	0	0	0.0000
2- Collins M/ 3- Tanner T/ 5- Nickel T/ 11- Hoggard A/ 22- Carey J/	2	05:13	2	03:41	01:32	2-0	2	2	0	0	1	2.0000
1- Edwards J/ 5- Nickel T/ 11- Hoggard A/ 22- Carey J/ 30- Manon C/	2	03:41	2	03:12	00:29	0-1	-1	0	0	0	0	0.0000
1- Edwards J/ 5- Nickel T/ 11- Hoggard A/ 30- Manon C/ 99- McGlockton D/	2	03:12	2	02:26	00:46	0-1	-1	0	1	0	0	0.0000
2- Collins M/ 3- Tanner T/ 11- Hoggard A/ 30- Manon C/ 99- McGlockton D/	2	02:26	2	00:10	02:15	5-5	0	1	1	1	0	1.5625
1- Edwards J/ 3- Tanner T/ 11- Hoggard A/ 30- Manon C/ 99- McGlockton D/	2	00:10	2	00:00	00:09	2-0	2	1	0	0	0	2.0000
2- Collins M/ 3- Tanner T/ 11- Hoggard A/ 30- Manon C/ 99- McGlockton D/	2	00:00	2	00:00	00:00	1-0	1	0	0	0	0	2.2727



**Officials:** Doug Shows, Lucas Santos, Brian Dorsey

**South Carolina**

Lineup	Time	Score	Score Diff	Pts/Min	Reb	Stl	Tov	Ass	PPP
1- Wright J/ 2- Davis Z/ 5- Pringle N/ 15- Ugusuk M/ 30- Murray-Boyles C/	10:23	15-12	3	1.4446	12	2	3	2	0.9518
1- Wright J/ 2- Davis Z/ 21- Conyers A/ 30- Murray-Boyles C/ 31- Bosmans-Verdonk B/	05:59	6-6	0	1.0028	9	1	7	0	0.5102
1- Wright J/ 5- Pringle N/ 15- Ugusuk M/ 21- Conyers A/ 30- Murray-Boyles C/	03:51	9-6	3	2.3377	1	2	1	1	1.5306
2- Davis Z/ 5- Pringle N/ 15- Ugusuk M/ 21- Conyers A/ 30- Murray-Boyles C/	03:50	7-10	-3	1.8253	0	1	4	2	0.8413
2- Davis Z/ 15- Ugusuk M/ 21- Conyers A/ 23- Scott C/ 31- Bosmans-Verdonk B/	02:59	8-6	2	2.6816	1	0	0	2	1.6393
1- Wright J/ 5- Pringle N/ 21- Conyers A/ 23- Scott C/ 30- Murray-Boyles C/	02:46	7-0	7	2.5301	4	0	1	1	1.1905
1- Wright J/ 2- Davis Z/ 23- Scott C/ 30- Murray-Boyles C/ 31- Bosmans-Verdonk B/	02:39	5-8	-3	1.8868	2	1	2	1	1.1261
1- Wright J/ 15- Ugusuk M/ 21- Conyers A/ 23- Scott C/ 30- Murray-Boyles C/	02:01	2-2	0	0.9917	2	0	1	0	0.5155
1- Wright J/ 2- Davis Z/ 5- Pringle N/ 15- Ugusuk M/ 21- Conyers A/	01:33	1-3	-2	0.6452	1	0	0	0	0.5319
1- Wright J/ 15- Ugusuk M/ 21- Conyers A/ 30- Murray-Boyles C/ 31- Bosmans-Verdonk B/	01:06	0-2	-2	0.0000	2	0	2	0	0.0000
1- Wright J/ 21- Conyers A/ 23- Scott C/ 30- Murray-Boyles C/ 31- Bosmans-Verdonk B/	01:04	0-4	-4	0.0000	1	0	1	0	0.0000
1- Wright J/ 2- Davis Z/ 15- Ugusuk M/ 23- Scott C/ 30- Murray-Boyles C/	00:47	2-0	2	2.5532	1	0	0	1	2.0000
1- Wright J/ 5- Pringle N/ 15- Ugusuk M/ 21- Conyers A/ 23- Scott C/	00:46	0-4	-4	0.0000	0	0	3	0	0.0000
1- Wright J/ 2- Davis Z/ 15- Ugusuk M/ 30- Murray-Boyles C/ 31- Bosmans-Verdonk B/	00:15	0-2	-2	0.0000	1	0	0	0	0.0000
2- Davis Z/ 15- Ugusuk M/ 21- Conyers A/ 23- Scott C/ 30- Murray-Boyles C/	00:00	0-1	-1	0.0000	0	0	0	0	0.0000
1- Wright J/ 2- Davis Z/ 5- Pringle N/ 21- Conyers A/ 30- Murray-Boyles C/	00:00	1-0	1	∞	0	0	0	0	2.2727
2- Davis Z/ 21- Conyers A/ 23- Scott C/ 30- Murray-Boyles C/ 31- Bosmans-Verdonk B/	00:00	0-0	0	NaN	0	0	0	0	0.0000



**Officials:** Doug Shows, Lucas Santos, Brian Dorsey

**Vanderbilt**

Lineup	Time	Score	Score Diff	Pts/Min	Reb	Stl	Tov	Ass	PPP
1- Edwards J/ 5- Nickel T/ 11- Hoggard A/ 30- Manon C/ 99- McGlockton D/	08:22	10-14	-4	1.1952	5	3	3	3	0.6925
2- Collins M/ 3- Tanner T/ 5- Nickel T/ 22- Carey J/ 30- Manon C/	05:07	7-10	-3	1.3681	6	1	1	1	0.9409
1- Edwards J/ 2- Collins M/ 11- Hoggard A/ 22- Carey J/ 99- McGlockton D/	04:19	7-8	-1	1.6216	0	0	3	0	0.8883
2- Collins M/ 3- Tanner T/ 11- Hoggard A/ 30- Manon C/ 99- McGlockton D/	04:08	7-6	1	1.6915	3	3	1	0	1.0736
1- Edwards J/ 3- Tanner T/ 5- Nickel T/ 11- Hoggard A/ 99- McGlockton D/	02:57	10-5	5	3.3879	2	0	2	3	1.5823
1- Edwards J/ 2- Collins M/ 5- Nickel T/ 11- Hoggard A/ 99- McGlockton D/	02:53	4-3	1	1.3801	2	1	0	1	0.7353
1- Edwards J/ 2- Collins M/ 3- Tanner T/ 5- Nickel T/ 22- Carey J/	02:05	2-4	-2	0.9600	0	1	0	0	0.6667
1- Edwards J/ 2- Collins M/ 11- Hoggard A/ 30- Manon C/ 99- McGlockton D/	01:47	8-3	5	4.4860	1	2	0	2	2.0000
2- Collins M/ 3- Tanner T/ 5- Nickel T/ 11- Hoggard A/ 99- McGlockton D/	01:32	0-5	-5	0.0000	0	1	0	0	0.0000
2- Collins M/ 3- Tanner T/ 5- Nickel T/ 11- Hoggard A/ 22- Carey J/	01:32	2-0	2	1.3043	2	0	0	1	2.0000
1- Edwards J/ 2- Collins M/ 11- Hoggard A/ 22- Carey J/ 30- Manon C/	01:07	2-2	0	1.7910	0	0	1	0	1.0638
2- Collins M/ 3- Tanner T/ 11- Hoggard A/ 22- Carey J/ 99- McGlockton D/	00:53	0-0	0	0.0000	3	0	0	0	0.0000
2- Collins M/ 3- Tanner T/ 5- Nickel T/ 30- Manon C/ 99- McGlockton D/	00:52	4-0	4	4.6154	0	1	0	1	2.0000
1- Edwards J/ 3- Tanner T/ 11- Hoggard A/ 22- Carey J/ 99- McGlockton D/	00:33	0-2	-2	0.0000	0	0	1	0	0.0000
1- Edwards J/ 5- Nickel T/ 11- Hoggard A/ 22- Carey J/ 30- Manon C/	00:29	0-1	-1	0.0000	0	0	0	0	0.0000
2- Collins M/ 3- Tanner T/ 22- Carey J/ 30- Manon C/ 99- McGlockton D/	00:27	1-0	1	2.2222	0	1	0	0	0.6944
1- Edwards J/ 3- Tanner T/ 5- Nickel T/ 22- Carey J/ 99- McGlockton D/	00:19	0-0	0	0.0000	0	0	0	0	0.0000
3- Tanner T/ 5- Nickel T/ 11- Hoggard A/ 22- Carey J/ 99- McGlockton D/	00:17	0-0	0	0.0000	0	0	0	0	0.0000
1- Edwards J/ 2- Collins M/ 22- Carey J/ 30- Manon C/ 99- McGlockton D/	00:10	0-0	0	0.0000	0	1	0	0	0.0000
1- Edwards J/ 3- Tanner T/ 11- Hoggard A/ 30- Manon C/ 99- McGlockton D/	00:09	2-0	2	12.3711	1	0	0	0	2.0000
1- Edwards J/ 5- Nickel T/ 11- Hoggard A/ 22- Carey J/ 99- McGlockton D/	00:00	0-0	0	NaN	0	0	0	0	0.0000
1- Edwards J/ 2- Collins M/ 3- Tanner T/ 22- Carey J/ 99- McGlockton D/	00:00	0-0	0	NaN	0	0	0	0	0.0000