



Officials: Pat Adams, James Breeding, Matt Potter

Mississippi St. - 76

Record: 14-1 (2-0)

NO.	Name	Min	FG			Rebounds			Fouls		TP	AS	TO	ST	Blocks		+/-
			M-A	M-A	M-A	OR	DR	TOT	PF	FD					BS	BA	
4	Cameron Matthews	F 29:21	6-11	0-0	4-4	2	3	5	4	2	16	3	3	1	3	3	16
22	RJ Melendez	F 31:40	8-14	1-2	2-2	2	5	7	2	3	19	0	2	2	1	4	12
23	Michael Nwoko	C 17:39	4-7	0-0	0-0	2	3	5	4	0	8	1	0	0	1	0	-1
0	Claudell Harris Jr.	G 31:00	3-8	3-7	4-4	1	6	7	1	2	13	0	1	1	0	0	1
12	Josh Hubbard	G 33:19	3-9	1-5	2-4	0	0	0	2	4	9	5	0	0	0	0	10
3	KeShawn Murphy	27:48	2-4	0-1	0-1	0	6	6	1	3	4	2	1	1	1	0	11
5	Shawn Jones Jr.	20:21	1-1	1-1	4-4	0	2	2	1	3	7	1	0	1	0	0	13
2	Riley Kugel	08:52	0-3	0-0	0-0	0	1	1	1	0	0	0	3	1	0	0	-2
Team						3	0	3			0		1				
<b>Totals</b>			27-57	6-16	16-19	10	26	36	16	17	76	12	11	7	6	7	12

Shooting By Period		
1st FG%	14-29	48.3%
3PT%	3-10	30.0%
FT%	8-8	100%
2nd FG%	13-28	46.4%
3PT%	3-6	50.0%
FT%	8-11	72.7%
GM FG%	27-57	47.4%
3PT%	6-16	37.5%
FT%	16-19	84.2%

Dead Ball Rebounds: 1, 0

Technical Fouls::NONE

Vanderbilt - 64

Record: 13-2 (1-1)

NO.	Name	Min	FG			Rebounds			Fouls		TP	AS	TO	ST	Blocks		+/-
			M-A	M-A	M-A	OR	DR	TOT	PF	FD					BS	BA	
5	Tyler Nickel	F 26:22	2-8	2-8	4-4	0	3	3	1	2	10	1	0	0	1	0	2
99	Devin McGlockton	F 24:09	2-5	0-2	2-2	3	3	6	1	1	6	1	1	1	3	2	-11
4	Grant Huffman	G 28:12	4-5	2-2	2-4	0	4	4	5	3	12	1	1	1	0	1	-9
11	A.J. Hoggard	G 29:28	7-15	0-3	4-5	0	1	1	2	5	18	3	5	2	1	1	-6
30	Chris Manon	G 13:58	0-0	0-0	0-0	2	2	4	3	0	0	1	0	0	1	0	-11
1	Jason Edwards	10:55	0-8	0-5	0-0	0	1	1	1	0	0	0	3	0	0	0	-9
2	MJ Collins	15:54	0-5	0-3	2-3	1	0	1	1	2	2	0	1	0	0	1	-6
22	Jaylen Carey	25:11	3-9	1-1	0-0	2	4	6	2	1	7	2	1	1	1	1	-5
3	Tyler Tanner	25:51	4-7	0-2	1-2	1	4	5	1	2	9	2	0	2	0	0	-5
Team						7	0	7			0		1				
<b>Totals</b>			22-62	5-26	15-20	16	22	38	17	16	64	11	13	7	7	6	-12

Shooting By Period		
1st FG%	10-28	35.7%
3PT%	3-13	23.1%
FT%	5-7	71.4%
2nd FG%	12-34	35.3%
3PT%	2-13	15.4%
FT%	10-13	76.9%
GM FG%	22-62	35.5%
3PT%	5-26	19.2%
FT%	15-20	75.0%

Dead Ball Rebounds: 3, 0

Technical Fouls::NONE

	MSU	Vandy
Biggest lead	22 (2 <sup>nd</sup> 14:40)	5 (1 <sup>st</sup> 17:21)
Best Scoring Run	10 (1 <sup>st</sup> 0:30)	9 (2 <sup>nd</sup> 10:54)
Lead Changes	3	
Times Tied	3	
Time with Lead	33:41	04:16

Points from	MSU	Vandy
Turnovers	12	11
Paint	42	30
Second Chance	12	13
Fast Breaks	9	4
Bench	11	18

	Period by Period Scoring		
	1st	2nd	TOT
MSU	39	37	76
Vandy	28	36	64



**Period 1**

**Quarter Starters:**

<b>Vandy</b>	4 Huffman G	5 Nickel T	11 Hoggard A	30 Manon C	99 McGlockton D
<b>MSU</b>	0 Harris Jr. C	4 Matthews C	12 Hubbard J	22 Melendez R	23 Nwoko M

Game Time	Vandy	Score	Diff	MSU
20:00	99 MCGLOCKTON D jumpball lost			23 NWOKO M jumpball won
19:40				12 HUBBARD J 3pt FG , jump shot missed
19:37				4 MATTHEWS C offensive rebound (1)
19:30	4 HUFFMAN G steal (1)			22 MELENDEZ R turnover bad pass (1)
19:18	99 MCGLOCKTON D 2pt FG from turnover in the paint, pull up jump shot made (2)	<b>2-0</b>	<b>2</b>	
18:50	30 MANON C foul personal (1 - 1)			12 HUBBARD J foul drawn (1)
18:33				4 MATTHEWS C 2pt FG in the paint, jump shot missed
18:29				4 MATTHEWS C offensive rebound (2)
18:29		<b>2-2</b>	<b>0</b>	4 MATTHEWS C 2pt FG second chance in the paint, tip-in layup made (2)
18:09	4 HUFFMAN G 2pt FG in the paint, layup made (2)	<b>4-2</b>	<b>2</b>	
18:09	11 HOGGARD A assist (1)			
17:57				0 HARRIS JR. C 3pt FG , jump shot missed
17:53				23 NWOKO M offensive rebound (1)
17:50				23 NWOKO M 2pt FG second chance outside the paint, jump shot missed
17:48	30 MANON C defensive rebound (1)			
17:40	11 HOGGARD A 2pt FG in the paint, pull up jump shot missed			
17:36	30 MANON C offensive rebound (2)			
17:21	4 HUFFMAN G 3pt FG second chance, jump shot made (5)	<b>7-2</b>	<b>5</b>	
17:21	11 HOGGARD A assist (2)			
17:02				4 MATTHEWS C 2pt FG in the paint, jump shot blocked
17:02	99 MCGLOCKTON D block (1)			
16:52	4 HUFFMAN G defensive rebound (1)			
16:51	5 NICKEL T 3pt FG , jump shot missed			
16:49				0 HARRIS JR. C defensive rebound (1)
16:46		<b>7-4</b>	<b>3</b>	23 NWOKO M 2pt FG fast break in the paint, dunk, made (2)
16:21	5 NICKEL T 3pt FG , jump shot missed			
16:19				0 HARRIS JR. C defensive rebound (2)
16:13		<b>7-7</b>	<b>0</b>	22 MELENDEZ R 3pt FG fast break, jump shot made (3)
16:13				4 MATTHEWS C assist (1)
15:51	11 HOGGARD A 2pt FG in the paint, step back jump shot made (2)	<b>9-7</b>	<b>2</b>	
15:23		<b>9-10</b>	<b>-1</b>	12 HUBBARD J 3pt FG , jump shot made (3)
15:23				23 NWOKO M assist (1)
15:07	11 HOGGARD A 2pt FG in the paint, driving layup made (4)	<b>11-10</b>	<b>1</b>	
14:51				22 MELENDEZ R 2pt FG in the paint, layup blocked
14:51	30 MANON C block (1)			
14:47	5 NICKEL T defensive rebound (1)			
14:34	11 HOGGARD A foul drawn (1)			0 HARRIS JR. C foul shooting (1 - 1)
14:34	Timeout media			
14:34	4 HUFFMAN G substitution out			
14:34	5 NICKEL T substitution out			



Official Basketball Play by Play - First Half  
**Mississippi St. at Vanderbilt**  
 01/07/25 Memorial Gymnasium (Vanderbilt), Nashville, Tenn.  
 Vanderbilt vs. #14 Mississippi State

**Game Time:** 8:00 PM  
**Game Duration:** 2:15  
**Attendance:** 8,688

**Officials:** Pat Adams, James Breeding, Matt Potter

Game Time	Vandy	Score	Diff	MSU
14:34	30 MANON C substitution out			
14:34	1 EDWARDS J substitution in			
14:34	2 COLLINS M substitution in			
14:34	22 CAREY J substitution in			
14:34				0 HARRIS JR. C substitution out
14:34				23 NWOKO M substitution out
14:34				3 MURPHY K substitution in
14:34				5 JONES JR. S substitution in
14:34	11 HOGGARD A free throw 1 - 2 missed			
14:34	offensive dead ball rebound (1)			
14:34	11 HOGGARD A free throw 2 - 2 made (5)	<b>12-10</b>	<b>2</b>	
14:04	11 HOGGARD A foul shooting (1 - 2)			22 MELENDEZ R foul drawn (1)
14:04		<b>12-11</b>	<b>1</b>	22 MELENDEZ R free throw 1 - 2 made (4)
14:04		<b>12-12</b>	<b>0</b>	22 MELENDEZ R free throw 2 - 2 made (5)
13:43	22 CAREY J turnover travel (1)			
13:25		<b>12-14</b>	<b>-2</b>	4 MATTHEWS C 2pt FG from turnover in the paint, driving layup made (4)
13:11	2 COLLINS M turnover lost ball (1)			4 MATTHEWS C steal (1)
13:11	2 COLLINS M substitution out			
13:11	3 TANNER T substitution in			
13:11				12 HUBBARD J substitution out
13:11				22 MELENDEZ R substitution out
13:11				0 HARRIS JR. C substitution in
13:11				2 KUGEL R substitution in
13:00				2 KUGEL R 2pt FG from turnover in the paint, jump shot missed
12:58	3 TANNER T defensive rebound (1)			
12:51	22 CAREY J 2pt FG in the paint, layup blocked			
12:51				4 MATTHEWS C block (1)
12:45				2 KUGEL R defensive rebound (1)
12:41	22 CAREY J foul shooting (1 - 3)			4 MATTHEWS C foul drawn (1)
12:41		<b>12-15</b>	<b>-3</b>	4 MATTHEWS C free throw 1 - 2 made (5)
12:41		<b>12-16</b>	<b>-4</b>	4 MATTHEWS C free throw 2 - 2 made (6)
12:41				4 MATTHEWS C substitution out
12:41				23 NWOKO M substitution in
12:27	11 HOGGARD A foul drawn (2)			5 JONES JR. S foul personal (1 - 2)
12:18	1 EDWARDS J turnover bad pass (1)			2 KUGEL R steal (1)
12:13				2 KUGEL R 2pt FG from turnover in the paint, driving layup missed
12:11	1 EDWARDS J defensive rebound (1)			
12:09	1 EDWARDS J turnover bad pass (2)			5 JONES JR. S steal (1)
12:02	3 TANNER T steal (1)			2 KUGEL R turnover bad pass (1)
11:54	1 EDWARDS J 3pt FG from turnover, jump shot missed			
11:51				23 NWOKO M defensive rebound (2)
11:42		<b>12-19</b>	<b>-7</b>	0 HARRIS JR. C 3pt FG , jump shot made (3)
11:42				5 JONES JR. S assist (1)
11:07	99 MCGLOCKTON D 2pt FG in the paint, driving layup made (4)	<b>14-19</b>	<b>-5</b>	
10:52	22 CAREY J steal (1)			2 KUGEL R turnover bad pass (2)
10:45	11 HOGGARD A turnover bad pass (1)			
10:45				Timeout media
10:45	11 HOGGARD A substitution out			



Official Basketball Play by Play - First Half  
**Mississippi St. at Vanderbilt**  
 01/07/25 Memorial Gymnasium (Vanderbilt), Nashville, Tenn.  
 Vanderbilt vs. #14 Mississippi State

**Game Time:** 8:00 PM  
**Game Duration:** 2:15  
**Attendance:** 8,688

**Officials:** Pat Adams, James Breeding, Matt Potter

Game Time	Vandy	Score	Diff	MSU
10:45	99 MCGLOCKTON D substitution out			
10:45	4 HUFFMAN G substitution in			
10:45	30 MANON C substitution in			
10:45				2 KUGEL R substitution out
10:45				12 HUBBARD J substitution in
10:23		<b>14-21</b>	<b>-7</b>	23 NWOKO M 2pt FG from turnover in the paint, turnaround jump shot made (4)
10:19	1 EDWARDS J foul offensive (1 - 4)			5 JONES JR. S foul drawn (1)
10:19	1 EDWARDS J turnover offensive (3)			
10:14				12 HUBBARD J 3pt FG from turnover, jump shot missed
10:12	30 MANON C defensive rebound (3)			
10:06	1 EDWARDS J 3pt FG , jump shot missed			
10:03				0 HARRIS JR. C defensive rebound (3)
09:50	30 MANON C foul shooting (2 - 5)			0 HARRIS JR. C foul drawn (1)
09:50		<b>14-22</b>	<b>-8</b>	0 HARRIS JR. C free throw 1 - 2 made (4)
09:50	1 EDWARDS J substitution out			
09:50	30 MANON C substitution out			
09:50	2 COLLINS M substitution in			
09:50	5 NICKEL T substitution in			
09:50				5 JONES JR. S substitution out
09:50				22 MELENDEZ R substitution in
09:50		<b>14-23</b>	<b>-9</b>	0 HARRIS JR. C free throw 2 - 2 made (5)
09:24	3 TANNER T 3pt FG , jump shot missed			
09:21				0 HARRIS JR. C defensive rebound (4)
09:03				0 HARRIS JR. C turnover bad pass (1)
08:59	3 TANNER T 2pt FG fast break from turnover in the paint, driving layup made (2)	<b>16-23</b>	<b>-7</b>	
08:59	4 HUFFMAN G assist (1)			
08:50		<b>16-25</b>	<b>-9</b>	23 NWOKO M 2pt FG in the paint, alleyoop made (6)
08:50				12 HUBBARD J assist (1)
08:32	5 NICKEL T 3pt FG , jump shot made (3)	<b>19-25</b>	<b>-6</b>	
08:32	22 CAREY J assist (1)			
08:23				12 HUBBARD J 3pt FG , jump shot missed
08:21	4 HUFFMAN G defensive rebound (2)			
08:21	4 HUFFMAN G foul drawn (1)			23 NWOKO M foul personal (1 - 3)
08:21	3 TANNER T substitution out			
08:21	11 HOGGARD A substitution in			
08:21				23 NWOKO M substitution out
08:21				4 MATTHEWS C substitution in
08:06	4 HUFFMAN G 3pt FG , jump shot made (8)	<b>22-25</b>	<b>-3</b>	
08:06	5 NICKEL T assist (1)			
07:40				0 HARRIS JR. C 3pt FG , jump shot missed
07:37				22 MELENDEZ R offensive rebound (1)
07:37	4 HUFFMAN G foul personal (1 - 6)			22 MELENDEZ R foul drawn (2)
07:37	Timeout media			
07:37				4 MATTHEWS C substitution out
07:37				5 JONES JR. S substitution in
07:25				5 JONES JR. S substitution out
07:25				4 MATTHEWS C substitution in



Official Basketball Play by Play - First Half  
**Mississippi St. at Vanderbilt**  
 01/07/25 Memorial Gymnasium (Vanderbilt), Nashville, Tenn.  
 Vanderbilt vs. #14 Mississippi State

**Game Time:** 8:00 PM  
**Game Duration:** 2:15  
**Attendance:** 8,688

**Officials:** Pat Adams, James Breeding, Matt Potter

Game Time	Vandy	Score	Diff	MSU
07:24		<b>22-27</b>	<b>-5</b>	4 MATTHEWS C 2pt FG second chance in the paint, driving layup made (8)
06:56	2 COLLINS M foul drawn (1)			22 MELENDEZ R foul shooting (1 - 4)
06:56	2 COLLINS M free throw 1 - 3 made (1)	<b>23-27</b>	<b>-4</b>	
06:56	2 COLLINS M free throw 2 - 3 missed			
06:56	offensive dead ball rebound (2)			
06:56	22 CAREY J substitution out			
06:56	99 MCGLOCKTON D substitution in			
06:56	2 COLLINS M free throw 3 - 3 made (2)	<b>24-27</b>	<b>-3</b>	
06:42				3 MURPHY K 3pt FG , jump shot missed
06:39	99 MCGLOCKTON D defensive rebound (1)			
06:29	5 NICKEL T 3pt FG , jump shot missed			
06:26	99 MCGLOCKTON D offensive rebound (2)			
06:17	99 MCGLOCKTON D turnover bad pass (1)			0 HARRIS JR. C steal (1)
06:09				4 MATTHEWS C 2pt FG from turnover in the paint, layup blocked
06:09	99 MCGLOCKTON D block (2)			
06:05	99 MCGLOCKTON D defensive rebound (3)			
05:57	11 HOGGARD A foul offensive (2 - 7)			22 MELENDEZ R foul drawn (3)
05:57	11 HOGGARD A turnover offensive (2)			
05:57	11 HOGGARD A substitution out			
05:57	3 TANNER T substitution in			
05:57				0 HARRIS JR. C substitution out
05:57				5 JONES JR. S substitution in
05:40		<b>24-29</b>	<b>-5</b>	12 HUBBARD J 2pt FG from turnover in the paint, jump shot made (5)
05:16	5 NICKEL T foul drawn (1)			4 MATTHEWS C foul shooting (1 - 5)
05:16	5 NICKEL T free throw 1 - 2 made (4)	<b>25-29</b>	<b>-4</b>	
05:16	5 NICKEL T free throw 2 - 2 made (5)	<b>26-29</b>	<b>-3</b>	
05:16	4 HUFFMAN G substitution out			
05:16	1 EDWARDS J substitution in			
05:16				3 MURPHY K substitution out
05:16				12 HUBBARD J substitution out
05:16				2 KUGEL R substitution in
05:16				23 NWOKO M substitution in
05:09				turnover 10 sec back court (5)
05:00	1 EDWARDS J 2pt FG from turnover outside the paint, pull up jump shot missed			
04:57				22 MELENDEZ R defensive rebound (2)
04:42				4 MATTHEWS C 2pt FG in the paint, layup blocked
04:42	99 MCGLOCKTON D block (3)			
04:42				22 MELENDEZ R offensive rebound (3)
04:39				22 MELENDEZ R 3pt FG second chance, jump shot missed
04:37	3 TANNER T defensive rebound (2)			
04:27	3 TANNER T 2pt FG in the paint, jump shot missed			
04:22	offensive rebound (13)			
04:22	3 TANNER T substitution out			
04:22	11 HOGGARD A substitution in			
04:21	11 HOGGARD A turnover bad pass (3)			22 MELENDEZ R steal (1)
04:18		<b>26-31</b>	<b>-5</b>	22 MELENDEZ R 2pt FG fast break from turnover in the paint, driving layup made (7)



Official Basketball Play by Play - First Half  
**Mississippi St. at Vanderbilt**  
 01/07/25 Memorial Gymnasium (Vanderbilt), Nashville, Tenn.  
 Vanderbilt vs. #14 Mississippi State

**Game Time:** 8:00 PM  
**Game Duration:** 2:15  
**Attendance:** 8,688

**Officials:** Pat Adams, James Breeding, Matt Potter

Game Time	Vandy	Score	Diff	MSU
03:55	99 MCGLOCKTON D 2pt FG in the paint, layup blocked			
03:55				23 NWOKO M block (1)
03:55	offensive rebound (14)			
03:55	jump ball situation			
03:55	Timeout media			
03:55	11 HOGGARD A substitution out			
03:55	3 TANNER T substitution in			
03:53	2 COLLINS M 2pt FG second chance in the paint, layup blocked			
03:53				4 MATTHEWS C block (2)
03:53	offensive rebound (15)			
03:53	Timeout 30 Sec			
03:53	2 COLLINS M substitution out			
03:53	11 HOGGARD A substitution in			
03:45	3 TANNER T foul drawn (1)			2 KUGEL R foul personal (1 - 6)
03:31	99 MCGLOCKTON D 3pt FG second chance, jump shot missed			
03:28				23 NWOKO M defensive rebound (3)
03:13				4 MATTHEWS C turnover bad pass (1)
03:13				2 KUGEL R substitution out
03:13				23 NWOKO M substitution out
03:13				3 MURPHY K substitution in
03:13				12 HUBBARD J substitution in
02:58	1 EDWARDS J 3pt FG from turnover, jump shot missed			
02:57	99 MCGLOCKTON D offensive rebound (4)			
02:52	1 EDWARDS J 2pt FG from turnover second chance in the paint, driving layup missed			
02:50				5 JONES JR. S defensive rebound (1)
02:50	99 MCGLOCKTON D foul personal (1 - 8)			5 JONES JR. S foul drawn (2)
02:50	1 EDWARDS J substitution out			
02:50	99 MCGLOCKTON D substitution out			
02:50	4 HUFFMAN G substitution in			
02:50	22 CAREY J substitution in			
02:50		<b>26-32</b>	<b>-6</b>	5 JONES JR. S 1&1 free throw 1 made (1)
02:50		<b>26-33</b>	<b>-7</b>	5 JONES JR. S 1&1 free throw 2 made (2)
02:18	turnover shot clock (10)			
02:18	11 HOGGARD A substitution out			
02:18	2 COLLINS M substitution in			
02:02		<b>26-35</b>	<b>-9</b>	3 MURPHY K 2pt FG from turnover in the paint, pull up jump shot made (2)
02:02				12 HUBBARD J assist (2)
01:39	2 COLLINS M 3pt FG , jump shot missed			
01:36				22 MELENDEZ R defensive rebound (4)
01:25		<b>26-37</b>	<b>-11</b>	22 MELENDEZ R 2pt FG in the paint, layup made (9)
01:25				4 MATTHEWS C assist (2)
01:04	22 CAREY J 2pt FG in the paint, layup missed			
01:01				3 MURPHY K defensive rebound (1)
00:48	3 TANNER T steal (2)			4 MATTHEWS C turnover lost ball (2)
00:40	2 COLLINS M 3pt FG from turnover, jump shot missed			
00:38				22 MELENDEZ R defensive rebound (5)
00:30		<b>26-39</b>	<b>-13</b>	4 MATTHEWS C 2pt FG in the paint, jump shot made (10)



Official Basketball Play by Play - First Half  
**Mississippi St. at Vanderbilt**  
01/07/25 Memorial Gymnasium (Vanderbilt), Nashville, Tenn.  
Vanderbilt vs. #14 Mississippi State

**Game Time:** 8:00 PM  
**Game Duration:** 2:15  
**Attendance:** 8,688

**Officials:** Pat Adams, James Breeding, Matt Potter

Game Time	Vandy	Score	Diff	MSU
00:30				12 HUBBARD J assist (3)
00:01	4 HUFFMAN G 2pt FG outside the paint, jump shot made (10)	<b>28-39</b>	<b>-11</b>	
<b>END OF PERIOD</b>				
<b>Vandy 28-39 MSU</b>				



Officials: Pat Adams, James Breeding, Matt Potter

**Mississippi St. - 39**

NO.	Name	Min	FG			Rebounds			Fouls		TP	AS	TO	ST	Blocks		+/-
			M-A	M-A	M-A	OR	DR	TOT	PF	FD					BS	BA	
4	Cameron Matthews	F 15:28	4-8	0-0	2-2	2	0	2	1	1	10	2	2	1	2	3	9
22	RJ Melendez	F 16:39	3-5	1-2	2-2	2	3	5	1	3	9	0	1	1	0	1	5
23	Michael Nwoko	C 11:49	3-4	0-0	0-0	1	2	3	1	0	6	1	0	0	1	0	3
0	Claudell Harris Jr.	G 12:40	1-3	1-3	2-2	0	4	4	1	1	5	0	1	1	0	0	0
12	Josh Hubbard	G 15:31	2-5	1-4	0-0	0	0	0	0	1	5	3	0	0	0	0	6
3	KeShawn Murphy	12:31	1-2	0-1	0-0	0	1	1	0	0	2	0	0	0	0	0	10
5	Shawn Jones Jr.	10:53	0-0	0-0	2-2	0	1	1	1	2	2	1	0	1	0	0	17
2	Riley Kugel	04:29	0-2	0-0	0-0	0	1	1	1	0	0	0	2	1	0	0	5
Team						0	0	0			0		1				
<b>Totals</b>			14-29	3-10	8-8	5	12	17	6	8	39	7	7	5	3	4	11

Shooting By Period		
1st FG%	14-29	48.3%
3PT%	3-10	30.0%
FT%	8-8	100%
GM FG%	14-29	48.3%
3PT%	3-10	30.0%
FT%	8-8	100.0%

Dead Ball Rebounds: 0, 0

Technical Fouls::NONE

**Vanderbilt - 28**

NO.	Name	Min	FG			Rebounds			Fouls		TP	AS	TO	ST	Blocks		+/-
			M-A	M-A	M-A	OR	DR	TOT	PF	FD					BS	BA	
5	Tyler Nickel	F 15:16	1-4	1-4	2-2	0	1	1	0	1	5	1	0	0	0	0	-2
99	Devin McGlockton	F 13:21	2-4	0-1	0-0	2	2	4	1	0	4	0	1	0	3	1	-6
4	Grant Huffman	G 13:45	4-4	2-2	0-0	0	2	2	1	1	10	1	0	1	0	0	-3
11	A.J. Hoggard	G 13:41	2-3	0-0	1-2	0	0	0	2	2	5	2	3	0	0	0	-6
30	Chris Manon	G 06:21	0-0	0-0	0-0	1	2	3	2	0	0	0	0	0	1	0	-2
1	Jason Edwards	07:10	0-5	0-3	0-0	0	1	1	1	0	0	0	3	0	0	0	-11
2	MJ Collins	09:38	0-3	0-2	2-3	0	0	0	0	1	2	0	1	0	0	1	-4
22	Jaylen Carey	10:28	0-2	0-0	0-0	0	0	0	1	0	0	1	1	1	0	1	-11
3	Tyler Tanner	10:20	1-3	0-1	0-0	0	2	2	0	1	2	0	0	2	0	0	-10
Team						3	0	3			0		1				
<b>Totals</b>			10-28	3-13	5-7	6	10	16	8	6	28	5	10	4	4	3	-11

Shooting By Period		
1st FG%	10-28	35.7%
3PT%	3-13	23.1%
FT%	5-7	71.4%
GM FG%	10-28	35.7%
3PT%	3-13	23.1%
FT%	5-7	71.4%

Dead Ball Rebounds: 2, 0

Technical Fouls::NONE

	MSU	Vandy
Biggest lead	13 (1 <sup>st</sup> 0:30)	5 (1 <sup>st</sup> 17:21)
Best Scoring Run	10(1 <sup>st</sup> 0:30)	6(1 <sup>st</sup> 8:06)
Lead Changes	3	
Times Tied	3	
Time with Lead	13:41	04:16

Points from	MSU	Vandy
Turnovers	10	4
Paint	22	12
Second Chance	4	3
Fast Breaks	7	2
Bench	4	4

	Period by Period Scoring		
	1st	2nd	TOT
MSU	39	37	76
Vandy	28	36	64





**Period 2**

**Quarter Starters:**

<b>Vandy</b>	4 Huffman G	5 Nickel T	11 Hoggard A	30 Manon C	99 McGlockton D
<b>MSU</b>	0 Harris Jr. C	4 Matthews C	12 Hubbard J	22 Melendez R	23 Nwoko M

Game Time	Vandy	Score	Diff	MSU
20:00	2 COLLINS M substitution out			
20:00	3 TANNER T substitution out			
20:00	22 CAREY J substitution out			
20:00	11 HOGGARD A substitution in			
20:00	30 MANON C substitution in			
20:00	99 MCGLOCKTON D substitution in			
20:00				3 MURPHY K substitution out
20:00				5 JONES JR. S substitution out
20:00				0 HARRIS JR. C substitution in
20:00				23 NWOKO M substitution in
19:43				22 MELENDEZ R 2pt FG in the paint, jump shot blocked
19:43	5 NICKEL T block (1)			
19:43				offensive rebound (18)
19:36		<b>28-42</b>	<b>-14</b>	0 HARRIS JR. C 3pt FG second chance, jump shot made (8)
19:15	5 NICKEL T 3pt FG , pull up jump shot missed			
19:13				0 HARRIS JR. C defensive rebound (5)
19:03		<b>28-44</b>	<b>-16</b>	4 MATTHEWS C 2pt FG in the paint, driving layup made (12)
18:41	4 HUFFMAN G foul drawn (2)			4 MATTHEWS C foul shooting (2 - 1)
18:41	4 HUFFMAN G free throw 1 - 2 missed			
18:41	offensive dead ball rebound (3)			
18:41	4 HUFFMAN G free throw 2 - 2 made (11)	<b>29-44</b>	<b>-15</b>	
18:15		<b>29-46</b>	<b>-17</b>	23 NWOKO M 2pt FG in the paint, jump shot made (8)
17:52	11 HOGGARD A foul drawn (3)			23 NWOKO M foul personal (2 - 2)
17:38	11 HOGGARD A 3pt FG , jump shot missed			
17:35	30 MANON C offensive rebound (4)			
17:34	5 NICKEL T 3pt FG second chance, jump shot missed			
17:31				23 NWOKO M defensive rebound (4)
17:26	4 HUFFMAN G foul shooting (2 - 1)			0 HARRIS JR. C foul drawn (2)
17:26		<b>29-47</b>	<b>-18</b>	0 HARRIS JR. C free throw fast break 1 - 2 made (9)
17:26		<b>29-48</b>	<b>-19</b>	0 HARRIS JR. C free throw fast break 2 - 2 made (10)
17:11	11 HOGGARD A 2pt FG in the paint, pull up jump shot missed			
17:08	offensive rebound (18)			
16:58	4 HUFFMAN G foul drawn (3)			12 HUBBARD J foul shooting (1 - 3)
16:58	4 HUFFMAN G free throw 1 - 2 made (12)	<b>30-48</b>	<b>-18</b>	
16:58	5 NICKEL T substitution out			
16:58	2 COLLINS M substitution in			
16:58	4 HUFFMAN G free throw 2 - 2 missed			
16:56	99 MCGLOCKTON D offensive rebound (5)			
16:51	11 HOGGARD A 2pt FG second chance outside the paint, turnaround jump shot made (7)	<b>32-48</b>	<b>-16</b>	
16:30				23 NWOKO M 2pt FG in the paint, layup missed
16:27	99 MCGLOCKTON D defensive rebound (6)			
16:19	11 HOGGARD A 3pt FG , step back jump shot missed			



Official Basketball Play by Play - Second Half  
**Mississippi St. at Vanderbilt**  
 01/07/25 Memorial Gymnasium (Vanderbilt), Nashville, Tenn.  
 Vanderbilt vs. #14 Mississippi State

**Game Time:** 8:00 PM  
**Game Duration:** 2:15  
**Attendance:** 8,688

**Officials:** Pat Adams, James Breeding, Matt Potter

Game Time	Vandy	Score	Diff	MSU
16:16				22 MELENDEZ R defensive rebound (6)
16:13				22 MELENDEZ R 2pt FG in the paint, driving layup missed
16:09				23 NWOKO M offensive rebound (5)
16:09				23 NWOKO M 2pt FG second chance in the paint, tip-in layup missed
16:07				offensive rebound (23)
16:07	11 HOGGARD A substitution out			
16:07	99 MCGLOCKTON D substitution out			
16:07	3 TANNER T substitution in			
16:07	22 CAREY J substitution in			
16:07				23 NWOKO M substitution out
16:07				3 MURPHY K substitution in
16:00		<b>32-50</b>	<b>-18</b>	3 MURPHY K 2pt FG second chance in the paint, jump shot made (4)
16:00				12 HUBBARD J assist (4)
15:42	22 CAREY J 2pt FG in the paint, layup missed			
15:37	22 CAREY J offensive rebound (1)			
15:37	22 CAREY J 2pt FG second chance in the paint, tip-in layup missed			
15:35				22 MELENDEZ R defensive rebound (7)
15:31		<b>32-52</b>	<b>-20</b>	22 MELENDEZ R 2pt FG in the paint, dunk, made (11)
15:20	4 HUFFMAN G 2pt FG in the paint, driving layup blocked			
15:20				22 MELENDEZ R block (1)
15:20	2 COLLINS M offensive rebound (1)			
15:15	2 COLLINS M foul drawn (2)			4 MATTHEWS C foul personal (3 - 4)
15:15	Timeout media			
15:15	4 HUFFMAN G substitution out			
15:15	1 EDWARDS J substitution in			
15:15				0 HARRIS JR. C substitution out
15:15				4 MATTHEWS C substitution out
15:15				2 KUGEL R substitution in
15:15				5 JONES JR. S substitution in
15:01	22 CAREY J 2pt FG second chance in the paint, jump shot missed			
14:59	offensive rebound (23)			
14:53	2 COLLINS M 3pt FG second chance, jump shot missed			
14:51				5 JONES JR. S defensive rebound (2)
14:40	30 MANON C foul shooting (3 - 2)			5 JONES JR. S foul drawn (3)
14:40		<b>32-53</b>	<b>-21</b>	5 JONES JR. S free throw 1 - 2 made (3)
14:40		<b>32-54</b>	<b>-22</b>	5 JONES JR. S free throw 2 - 2 made (4)
14:28	22 CAREY J 2pt FG in the paint, driving layup made (2)	<b>34-54</b>	<b>-20</b>	
14:08		<b>34-56</b>	<b>-22</b>	22 MELENDEZ R 2pt FG in the paint, layup made (13)
14:08				3 MURPHY K assist (1)
13:54	3 TANNER T 2pt FG in the paint, driving layup made (4)	<b>36-56</b>	<b>-20</b>	
13:54	30 MANON C assist (1)			
13:43				2 KUGEL R 2pt FG in the paint, driving layup missed
13:39	22 CAREY J defensive rebound (2)			
13:35	22 CAREY J foul drawn (1)			3 MURPHY K foul personal (1 - 5)
13:35				22 MELENDEZ R substitution out
13:35				0 HARRIS JR. C substitution in



Official Basketball Play by Play - Second Half  
**Mississippi St. at Vanderbilt**  
 01/07/25 Memorial Gymnasium (Vanderbilt), Nashville, Tenn.  
 Vanderbilt vs. #14 Mississippi State

**Game Time:** 8:00 PM  
**Game Duration:** 2:15  
**Attendance:** 8,688

**Officials:** Pat Adams, James Breeding, Matt Potter

Game Time	Vandy	Score	Diff	MSU
13:27	3 TANNER T 3pt FG , jump shot missed			
13:24	3 TANNER T offensive rebound (3)			
13:22	3 TANNER T 2pt FG second chance in the paint, driving layup made (6)	<b>38-56</b>	<b>-18</b>	
13:15				12 HUBBARD J 2pt FG in the paint, driving layup missed
13:15	22 CAREY J defensive rebound (3)			
13:04	1 EDWARDS J 3pt FG , jump shot missed			
13:04	offensive rebound (27)			
13:04	30 MANON C substitution out			
13:04	5 NICKEL T substitution in			
13:01	1 EDWARDS J 3pt FG second chance, jump shot missed			
12:59				3 MURPHY K defensive rebound (2)
12:40				12 HUBBARD J 2pt FG in the paint, turnaround jump shot missed
12:36	5 NICKEL T defensive rebound (2)			
12:32	2 COLLINS M 2pt FG in the paint, driving layup missed			
12:30				3 MURPHY K defensive rebound (3)
12:14				0 HARRIS JR. C 2pt FG outside the paint, pull up jump shot missed
12:12	22 CAREY J defensive rebound (4)			
11:59	3 TANNER T foul drawn (2)			12 HUBBARD J foul shooting (2 - 6)
11:59	3 TANNER T free throw 1 - 2 made (7)	<b>39-56</b>	<b>-17</b>	
11:59	3 TANNER T free throw 2 - 2 missed			
11:59				3 MURPHY K defensive rebound (4)
11:59	Timeout media			
11:59	1 EDWARDS J substitution out			
11:59	2 COLLINS M substitution out			
11:59	11 HOGGARD A substitution in			
11:59	99 MCGLOCKTON D substitution in			
11:59				12 HUBBARD J substitution out
11:59				23 NWOKO M substitution in
11:32				3 MURPHY K 2pt FG outside the paint, pull up jump shot missed
11:30	22 CAREY J defensive rebound (5)			
11:12	11 HOGGARD A foul drawn (4)			23 NWOKO M foul personal (3 - 7)
11:12	11 HOGGARD A 1&1 free throw 1 made (8)	<b>40-56</b>	<b>-16</b>	
11:12	11 HOGGARD A 1&1 free throw 2 made (9)	<b>41-56</b>	<b>-15</b>	
10:58	11 HOGGARD A steal (1)			2 KUGEL R turnover bad pass (3)
10:54	3 TANNER T 2pt FG fast break from turnover in the paint, driving layup made (9)	<b>43-56</b>	<b>-13</b>	
10:54	11 HOGGARD A assist (3)			
10:52				Timeout 30 Sec
10:52	Timeout media			
10:52	5 NICKEL T substitution out			
10:52	4 HUFFMAN G substitution in			
10:52				2 KUGEL R substitution out
10:52				23 NWOKO M substitution out
10:52				12 HUBBARD J substitution in
10:52				22 MELENDEZ R substitution in
10:37		<b>43-58</b>	<b>-15</b>	12 HUBBARD J 2pt FG in the paint, driving layup made (7)
10:26	99 MCGLOCKTON D foul drawn (1)			22 MELENDEZ R foul personal (2 - 8)



Official Basketball Play by Play - Second Half  
**Mississippi St. at Vanderbilt**  
 01/07/25 Memorial Gymnasium (Vanderbilt), Nashville, Tenn.  
 Vanderbilt vs. #14 Mississippi State

**Game Time:** 8:00 PM  
**Game Duration:** 2:15  
**Attendance:** 8,688

**Officials:** Pat Adams, James Breeding, Matt Potter

Game Time	Vandy	Score	Diff	MSU
10:26	99 MCGLOCKTON D 1&1 free throw 1 made (5)	<b>44-58</b>	<b>-14</b>	
10:26	99 MCGLOCKTON D 1&1 free throw 2 made (6)	<b>45-58</b>	<b>-13</b>	
10:09		<b>45-61</b>	<b>-16</b>	5 JONES JR. S 3pt FG , jump shot made (7)
10:09				12 HUBBARD J assist (5)
09:48	22 CAREY J 2pt FG in the paint, layup made (4)	<b>47-61</b>	<b>-14</b>	
09:31	3 TANNER T foul personal (1 - 3)			12 HUBBARD J foul drawn (2)
09:16				22 MELENDEZ R 2pt FG in the paint, layup blocked
09:16	22 CAREY J block (1)			
09:10	3 TANNER T defensive rebound (4)			
09:08	11 HOGGARD A turnover lost ball (4)			
09:08				5 JONES JR. S substitution out
09:08				4 MATTHEWS C substitution in
08:51	22 CAREY J foul personal (2 - 4)			3 MURPHY K foul drawn (1)
08:42	4 HUFFMAN G foul shooting (3 - 5)			12 HUBBARD J foul drawn (3)
08:42				12 HUBBARD J free throw 1 - 2 missed
08:42				offensive dead ball rebound (1)
08:42				12 HUBBARD J free throw 2 - 2 missed
08:40	11 HOGGARD A defensive rebound (1)			
08:29	4 HUFFMAN G turnover lost ball (1)			22 MELENDEZ R steal (2)
08:21	99 MCGLOCKTON D steal (1)			4 MATTHEWS C turnover lost ball (3)
08:16	11 HOGGARD A 2pt FG from turnover in the paint, layup made (11)	<b>49-61</b>	<b>-12</b>	
08:16	99 MCGLOCKTON D assist (1)			
08:01		<b>49-63</b>	<b>-14</b>	22 MELENDEZ R 2pt FG in the paint, layup made (15)
07:38	11 HOGGARD A 2pt FG in the paint, layup blocked			
07:38				3 MURPHY K block (1)
07:38	offensive rebound (33)			
07:38	Timeout media			
07:38	99 MCGLOCKTON D substitution out			
07:38	5 NICKEL T substitution in			
07:38				3 MURPHY K substitution out
07:38				23 NWOKO M substitution in
07:22	22 CAREY J 3pt FG second chance, jump shot made (7)	<b>52-63</b>	<b>-11</b>	
07:22	3 TANNER T assist (1)			
07:01	jump ball situation			
07:01	11 HOGGARD A steal (2)			22 MELENDEZ R turnover lost ball (2)
06:48	11 HOGGARD A 2pt FG from turnover in the paint, layup made (13)	<b>54-63</b>	<b>-9</b>	
06:48	11 HOGGARD A foul drawn (5)			23 NWOKO M foul shooting (4 - 9)
06:48				23 NWOKO M substitution out
06:48				3 MURPHY K substitution in
06:48	11 HOGGARD A free throw 1 - 1 made (14)	<b>55-63</b>	<b>-8</b>	
06:21				3 MURPHY K turnover travel (1)
06:06	11 HOGGARD A 2pt FG from turnover in the paint, jump shot missed			
06:04				3 MURPHY K defensive rebound (5)
05:49				4 MATTHEWS C 2pt FG in the paint, layup missed
05:46	4 HUFFMAN G defensive rebound (3)			
05:38	22 CAREY J 2pt FG in the paint, layup missed			
05:35				4 MATTHEWS C defensive rebound (3)



Official Basketball Play by Play - Second Half  
**Mississippi St. at Vanderbilt**  
 01/07/25 Memorial Gymnasium (Vanderbilt), Nashville, Tenn.  
 Vanderbilt vs. #14 Mississippi State

**Game Time:** 8:00 PM  
**Game Duration:** 2:15  
**Attendance:** 8,688

**Officials:** Pat Adams, James Breeding, Matt Potter

Game Time	Vandy	Score	Diff	MSU
05:29				0 HARRIS JR. C 3pt FG , jump shot missed
05:26	3 TANNER T defensive rebound (5)			
05:07	5 NICKEL T 3pt FG , jump shot made (8)	<b>58-63</b>	<b>-5</b>	
05:07	3 TANNER T assist (2)			
04:48		<b>58-65</b>	<b>-7</b>	22 MELENDEZ R 2pt FG in the paint, driving layup made (17)
04:24	5 NICKEL T 3pt FG , jump shot missed			
04:22	22 CAREY J offensive rebound (6)			
04:19	11 HOGGARD A 2pt FG second chance in the paint, layup made (16)	<b>60-65</b>	<b>-5</b>	
04:19	22 CAREY J assist (2)			
04:00				22 MELENDEZ R 2pt FG in the paint, layup blocked
04:00	11 HOGGARD A block (1)			
04:00				offensive rebound (31)
04:00	Timeout media			
03:59		<b>60-68</b>	<b>-8</b>	0 HARRIS JR. C 3pt FG second chance, jump shot made (13)
03:57	22 CAREY J substitution out			
03:57	99 MCGLOCKTON D substitution in			
03:57				22 MELENDEZ R substitution out
03:57				5 JONES JR. S substitution in
03:40	11 HOGGARD A 2pt FG in the paint, layup missed			
03:36				4 MATTHEWS C defensive rebound (4)
03:09	jump ball situation			
03:09	5 NICKEL T substitution out			
03:09	22 CAREY J substitution in			
03:02				12 HUBBARD J 3pt FG , jump shot missed
03:00				0 HARRIS JR. C offensive rebound (6)
02:43				0 HARRIS JR. C 3pt FG second chance, jump shot missed
02:40	4 HUFFMAN G defensive rebound (4)			
02:17	11 HOGGARD A turnover lost ball (5)			3 MURPHY K steal (1)
02:07		<b>60-70</b>	<b>-10</b>	4 MATTHEWS C 2pt FG from turnover in the paint, dunk, made (14)
02:07				3 MURPHY K assist (2)
02:04	Timeout 30 Sec			
02:04	99 MCGLOCKTON D substitution out			
02:04	5 NICKEL T substitution in			
01:47	11 HOGGARD A 2pt FG in the paint, driving layup made (18)	<b>62-70</b>	<b>-8</b>	
01:46	Timeout 30 Sec			
01:46	5 NICKEL T substitution out			
01:46	22 CAREY J substitution out			
01:46	2 COLLINS M substitution in			
01:46	30 MANON C substitution in			
01:46				5 JONES JR. S substitution out
01:46				22 MELENDEZ R substitution in
01:37		<b>62-72</b>	<b>-10</b>	22 MELENDEZ R 2pt FG in the paint, layup made (19)
01:37				4 MATTHEWS C assist (3)
01:20	11 HOGGARD A 3pt FG , jump shot missed			
01:18				3 MURPHY K defensive rebound (6)
01:17	4 HUFFMAN G foul personal (4 - 6)			3 MURPHY K foul drawn (2)
01:10	4 HUFFMAN G foul personal (5 - 7)			3 MURPHY K foul drawn (3)
01:10	2 COLLINS M substitution out			



Official Basketball Play by Play - Second Half  
**Mississippi St. at Vanderbilt**  
 01/07/25 Memorial Gymnasium (Vanderbilt), Nashville, Tenn.  
 Vanderbilt vs. #14 Mississippi State

**Game Time:** 8:00 PM  
**Game Duration:** 2:15  
**Attendance:** 8,688

**Officials:** Pat Adams, James Breeding, Matt Potter

Game Time	Vandy	Score	Diff	MSU
01:10	4 HUFFMAN G substitution out			
01:10	5 NICKEL T substitution in			
01:10	22 CAREY J substitution in			
01:10				12 HUBBARD J substitution out
01:10				5 JONES JR. S substitution in
01:10	30 MANON C substitution out			
01:10	1 EDWARDS J substitution in			
01:10				3 MURPHY K 1&1 free throw 1 missed
01:09	5 NICKEL T defensive rebound (3)			
01:04	1 EDWARDS J 2pt FG in the paint, driving layup missed			
01:01				0 HARRIS JR. C defensive rebound (7)
00:55	5 NICKEL T foul personal (1 - 8)			4 MATTHEWS C foul drawn (2)
00:55		<b>62-73</b>	<b>-11</b>	4 MATTHEWS C 1&1 free throw 1 made (15)
00:55		<b>62-74</b>	<b>-12</b>	4 MATTHEWS C 1&1 free throw 2 made (16)
00:41	5 NICKEL T foul drawn (2)			4 MATTHEWS C foul personal (4 - 10)
00:41	5 NICKEL T free throw 1 - 2 made (9)	<b>63-74</b>	<b>-11</b>	
00:41	1 EDWARDS J substitution out			
00:41	2 COLLINS M substitution in			
00:41				22 MELENDEZ R substitution out
00:41				12 HUBBARD J substitution in
00:41	11 HOGGARD A substitution out			
00:41	99 MCGLOCKTON D substitution in			
00:41	5 NICKEL T free throw 2 - 2 made (10)	<b>64-74</b>	<b>-10</b>	
00:41	5 NICKEL T substitution out			
00:41	30 MANON C substitution in			
00:41				Timeout 30 Sec
00:36	2 COLLINS M foul personal (1 - 9)			12 HUBBARD J foul drawn (4)
00:36	30 MANON C substitution out			
00:36	5 NICKEL T substitution in			
00:36		<b>64-75</b>	<b>-11</b>	12 HUBBARD J 1&1 free throw 1 made (8)
00:36	3 TANNER T substitution out			
00:36	11 HOGGARD A substitution in			
00:36		<b>64-76</b>	<b>-12</b>	12 HUBBARD J 1&1 free throw 2 made (9)
00:36				12 HUBBARD J substitution out
00:36				22 MELENDEZ R substitution in
00:21	99 MCGLOCKTON D 3pt FG , jump shot blocked			
00:21				4 MATTHEWS C block (3)
00:18				4 MATTHEWS C defensive rebound (5)
<b>END OF GAME</b>				
<b>Vandy 64-76 MSU</b>				



Officials: Pat Adams, James Breeding, Matt Potter

Mississippi St. - 37

NO.	Name	Min	FG			Rebounds			Fouls		TP	AS	TO	ST	Blocks		+/-
			M-A	M-A	M-A	OR	DR	TOT	PF	FD					BS	BA	
4	Cameron Matthews	F 13:53	2-3	0-0	2-2	0	3	3	3	1	6	1	1	0	1	0	7
22	RJ Melendez	F 15:01	5-9	0-0	0-0	0	2	2	1	0	10	0	1	1	1	3	7
23	Michael Nwoko	C 05:50	1-3	0-0	0-0	1	1	2	3	0	2	0	0	0	0	0	-4
0	Claudell Harris Jr.	G 18:20	2-5	2-4	2-2	1	2	3	0	1	8	0	0	0	0	0	1
12	Josh Hubbard	G 17:48	1-4	0-1	2-4	0	0	0	2	3	4	2	0	0	0	0	4
3	KeShawn Murphy	15:17	1-2	0-0	0-1	0	5	5	1	3	2	2	1	1	1	0	1
2	Riley Kugel	04:23	0-1	0-0	0-0	0	0	0	0	0	0	0	1	0	0	0	-7
5	Shawn Jones Jr.	09:28	1-1	1-1	2-2	0	1	1	0	1	5	0	0	0	0	0	-4
Team						3	0	3			0		0				
<b>Totals</b>			13-28	3-6	8-11	5	14	19	10	9	37	5	4	2	3	3	1

Shooting By Period		
2 <sup>nd</sup> FG%	13-28	46.4%
3PT%	3-6	50.0%
FT%	8-11	72.7%
GM FG%	13-28	46.4%
3PT%	3-6	50.0%
FT%	8-11	72.7%

Dead Ball Rebounds: 1, 0

Technical Fouls::NONE

Vanderbilt - 36

NO.	Name	Min	FG			Rebounds			Fouls		TP	AS	TO	ST	Blocks		+/-
			M-A	M-A	M-A	OR	DR	TOT	PF	FD					BS	BA	
5	Tyler Nickel	F 11:06	1-4	1-4	2-2	0	2	2	1	1	5	0	0	0	1	0	4
99	Devin McGlockton	F 10:48	0-1	0-1	2-2	1	1	2	0	1	2	1	0	1	0	1	-5
4	Grant Huffman	G 14:27	0-1	0-0	2-4	0	2	2	4	2	2	0	1	0	0	1	-6
11	A.J. Hoggard	G 15:47	5-12	0-3	3-3	0	1	1	0	3	13	1	2	2	1	1	0
30	Chris Manon	G 07:37	0-0	0-0	0-0	1	0	1	1	0	0	1	0	0	0	0	-9
2	MJ Collins	06:16	0-2	0-1	0-0	1	0	1	1	1	0	0	0	0	0	0	-2
3	Tyler Tanner	15:31	3-4	0-1	1-2	1	2	3	1	1	7	2	0	0	0	0	5
22	Jaylen Carey	14:43	3-7	1-1	0-0	2	4	6	1	1	7	1	0	0	1	0	6
1	Jason Edwards	03:45	0-3	0-2	0-0	0	0	0	0	0	0	0	0	0	0	0	2
Team						4	0	4			0		0				
<b>Totals</b>			12-34	2-13	10-13	10	12	22	9	10	36	6	3	3	3	3	-1

Shooting By Period		
2 <sup>nd</sup> FG%	12-34	35.3%
3PT%	2-13	15.4%
FT%	10-13	76.9%
GM FG%	12-34	35.3%
3PT%	2-13	15.4%
FT%	10-13	76.9%

Dead Ball Rebounds: 1, 0

Technical Fouls::NONE

	MSU	Vandy
Biggest lead	22 (2 <sup>nd</sup> 14:40)	0 (1 <sup>st</sup> 20:00)
Best Scoring Run	6(2 <sup>nd</sup> 14:40)	9(2 <sup>nd</sup> 10:54)
Lead Changes	0	
Times Tied	0	
Time with Lead	19:43	00:00

Points from	MSU	Vandy
Turnovers	2	7
Paint	20	18
Second Chance	8	10
Fast Breaks	2	2
Bench	7	14

	Period by Period Scoring		
	1st	2nd	TOT
MSU	39	37	76
Vandy	28	36	64



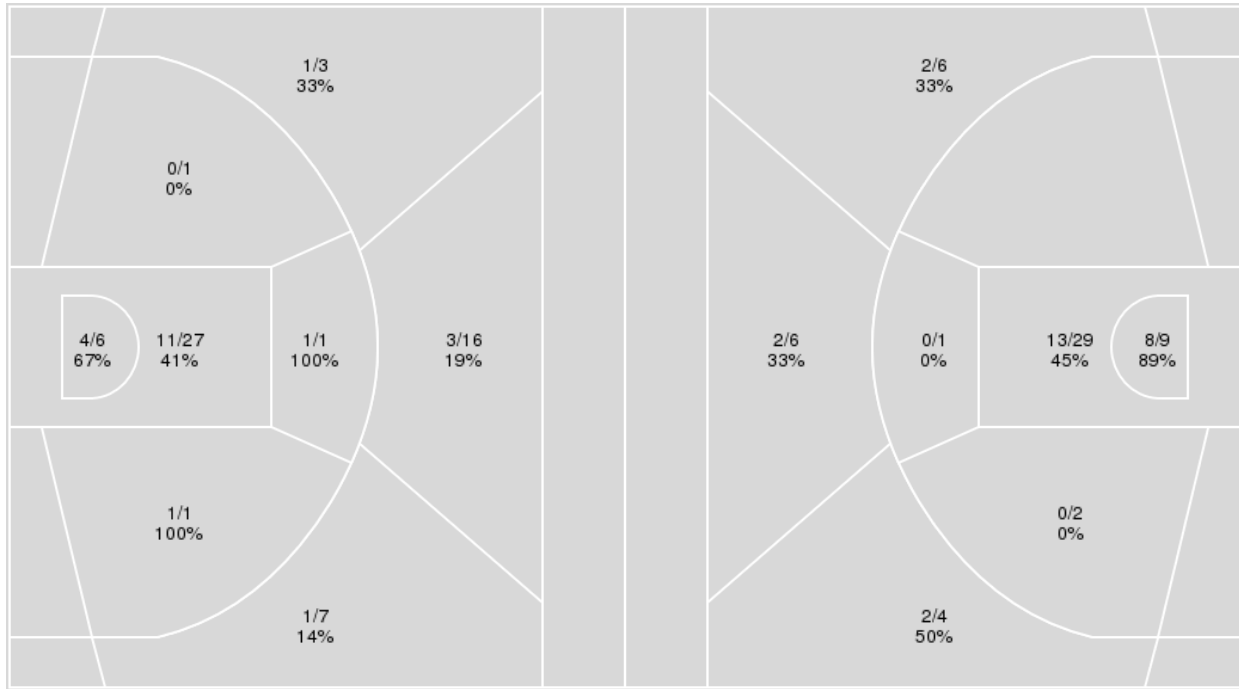
**Officials:** Pat Adams, James Breeding, Matt Potter

{ Players => 0, 1, 2, 3, 4, 5, 7, 10, 11, 12, 15, 21, 22, 24, 25, 30, 33, 99;  
 } FG Types => All; Results => All;

{ Players => 0, 1, 2, 3, 4, 5, 6, 7, 8, 9, 11, 12, 21, 22, 23, 34, 40; } FG  
 Types => All; Results => All;

**Vanderbilt**

**Mississippi St.**



Vanderbilt	M/A	%
Field Goals	22/62	35
2 Points	17/36	47
3 Points	5/26	19
Free Throws	15/20	75

Mississippi St.	M/A	%
Field Goals	27/57	47
2 Points	21/41	51
3 Points	6/16	38
Free Throws	16/19	84





**Mississippi St. at Vanderbilt**

01/07/25 Memorial Gymnasium (Vanderbilt), Nashville, Tenn.  
Vanderbilt vs. #14 Mississippi State

Officials: Pat Adams, James Breeding, Matt Potter

**Mississippi St.**

No	Name	Mins		Score		Points Diff		Points per Min		Assists		Rebounds		Steals		Turnovers	
		On	Off	On	Off	On	Off	On	Off	On	Off	On	Off	On	Off	On	Off
0	Claudell Harris Jr.	31:00	09:00	56 - 55	20 - 9	1	11	1.81	2.22	8	4	28	8	5	2	8	3
2	Riley Kugel	08:52	31:08	11 - 13	65 - 51	-2	14	1.24	2.09	2	10	9	27	3	4	5	6
3	KeShawn Murphy	27:48	12:12	55 - 44	21 - 20	11	1	1.98	1.72	10	2	22	14	6	1	7	4
4	Cameron Matthews	29:21	10:39	58 - 42	18 - 22	16	-4	1.98	1.69	8	4	29	7	5	2	7	4
5	Shawn Jones Jr.	20:21	19:39	39 - 26	37 - 38	13	-1	1.92	1.88	7	5	18	18	5	2	6	5
12	Josh Hubbard	33:19	06:41	67 - 57	9 - 7	10	2	2.01	1.35	11	1	29	7	4	3	6	5
22	RJ Melendez	31:40	08:20	64 - 52	12 - 12	12	0	2.02	1.44	10	2	28	8	4	3	8	3
23	Michael Nwoko	17:39	22:21	30 - 31	46 - 33	-1	13	1.70	2.06	4	8	17	19	3	4	8	3

**Vanderbilt**

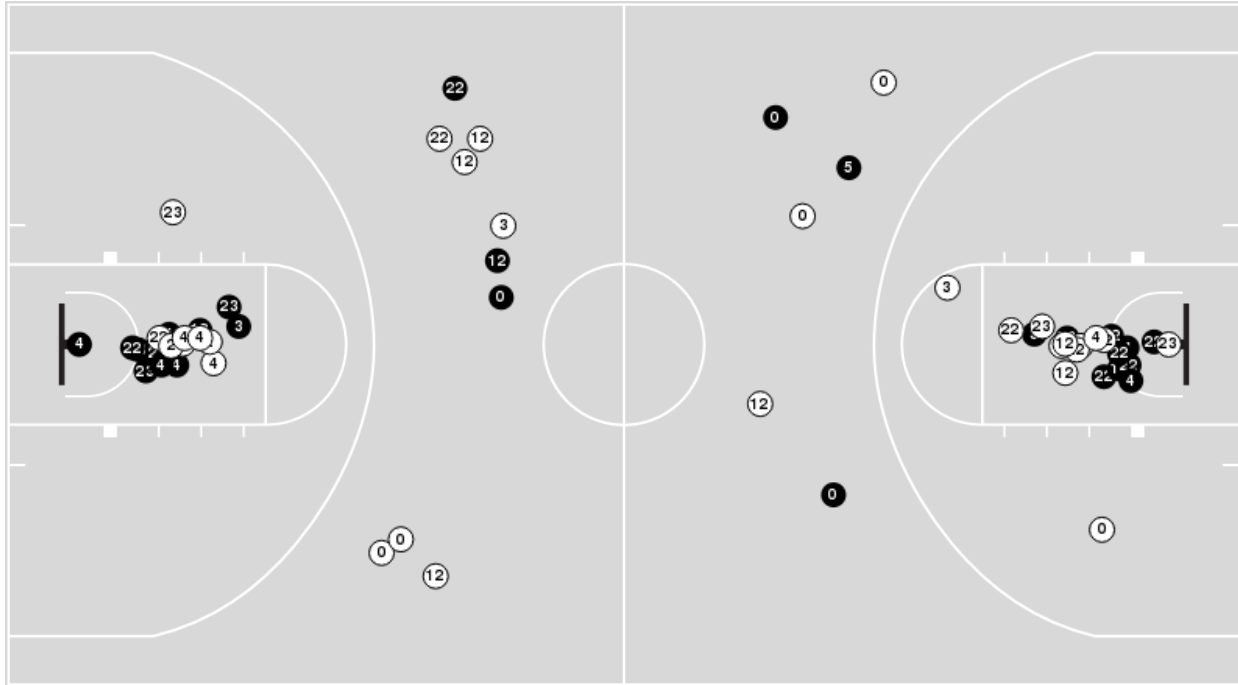
No	Name	Mins		Score		Points Diff		Points per Min		Assists		Rebounds		Steals		Turnovers	
		On	Off	On	Off	On	Off	On	Off	On	Off	On	Off	On	Off	On	Off
1	Jason Edwards	10:55	29:05	11 - 20	53 - 56	-9	-3	1.01	1.82	1	10	16	22	2	5	7	6
2	MJ Collins	15:54	24:06	25 - 31	39 - 45	-6	-6	1.57	1.62	4	7	19	19	1	6	5	8
3	Tyler Tanner	25:51	14:09	43 - 48	21 - 28	-5	-7	1.66	1.48	8	3	26	12	6	1	8	5
4	Grant Huffman	28:12	11:48	48 - 57	16 - 19	-9	-3	1.70	1.36	9	2	22	16	4	3	7	6
5	Tyler Nickel	26:22	13:38	47 - 45	17 - 31	2	-14	1.78	1.25	9	2	22	16	4	3	4	9
11	A.J. Hoggard	29:28	10:32	47 - 53	17 - 23	-6	-6	1.59	1.61	8	3	24	14	6	1	12	1
22	Jaylen Carey	25:11	14:49	46 - 51	18 - 25	-5	-7	1.83	1.21	9	2	22	16	6	1	10	3
30	Chris Manon	13:58	26:02	21 - 32	43 - 44	-11	-1	1.50	1.65	3	8	16	22	1	6	1	12
99	Devin McGlockton	24:09	15:51	32 - 43	32 - 33	-11	-1	1.33	2.02	4	7	23	15	5	2	11	2



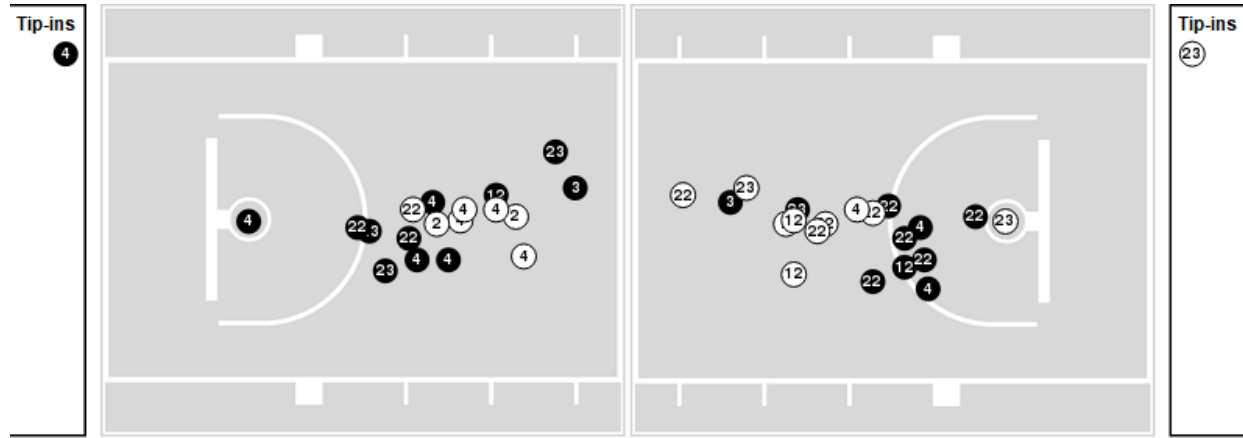
Players => 0, 1, 2, 3, 4, 5, 6, 7, 8, 9, 11, 12, 21, 22, 23, 34, 40FG Types=>AllResults=>All

**Mississippi St.**

**All Field Goals**



**Blow Up Chart**



● Made    ○ Missed    N - Player Number

Mississippi St.	M/A	%
Field Goals	27/57	47
2 Points	21/41	51
3 Points	6/16	38
Free Throws	16/19	84

Mississippi St.	M/A	%
Points in the Paint	42 (21 / 38)	55
Fast Break Points	9 (5/5)	100
Second Chance Points	12 (5/9)	56
Effective FG%	53	

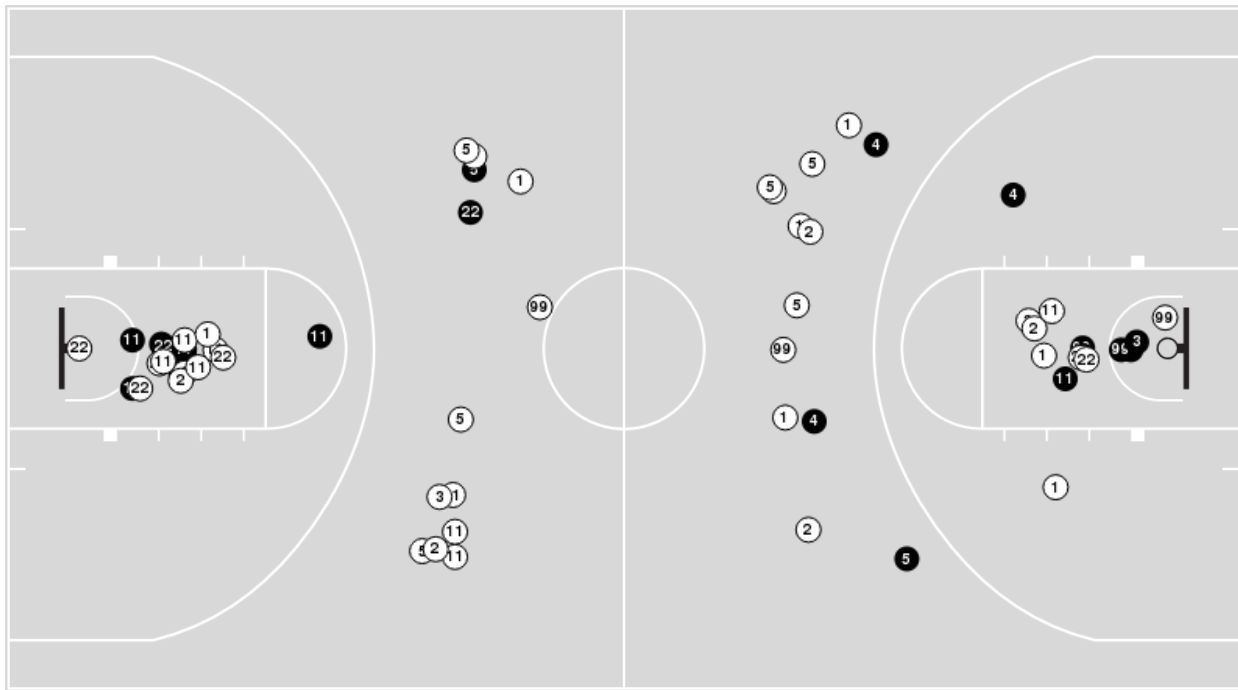


**Officials:** Pat Adams, James Breeding, Matt Potter

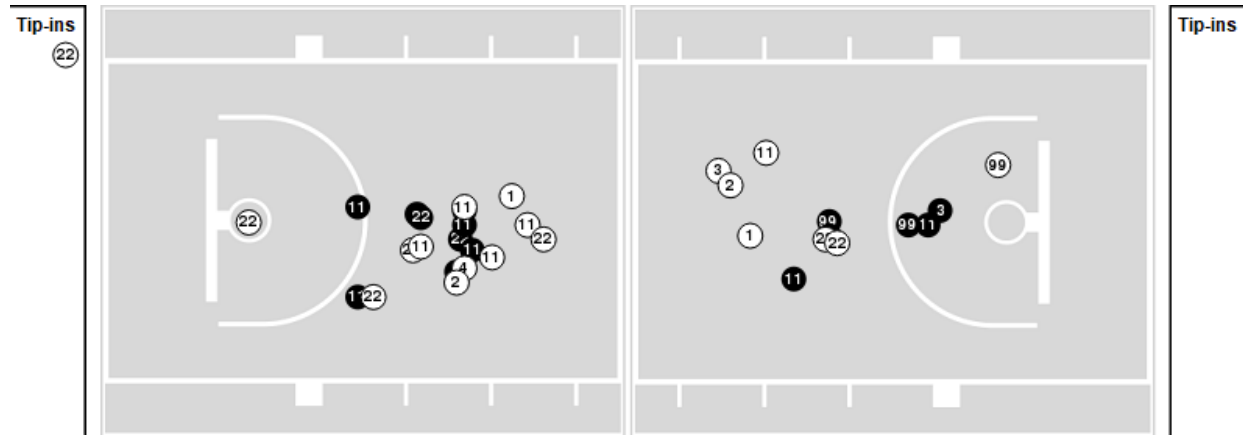
Players => 0, 1, 2, 3, 4, 5, 7, 10, 11, 12, 15, 21, 22, 24, 25, 30, 33, 99FG Types=>AllResults=>All

**Vanderbilt**

**All Field Goals**



**Blow Up Chart**



● Made    ○ Missed    N - Player Number

Vanderbilt	M/A	%
Field Goals	22/62	35
2 Points	17/36	47
3 Points	5/26	19
Free Throws	15/20	75

Vanderbilt	M/A	%
Points in the Paint	30 (15 / 33)	45
Fast Break Points	4 (2/2)	100
Second Chance Points	13 (6/15)	40
Effective FG%	40	



**Officials:** Pat Adams, James Breeding, Matt Potter

**Mississippi St.**

Lineup	Quarter On	Time On	Quarter Off	Time Off	Time on Court	Score	Score Diff	Reb	Stl	Tov	Ass	PPP
0- Harris Jr. C/ 4- Matthews C/ 12- Hubbard J/ 22- Melendez R/ 23- Nwoko M/	1	20:00	1	14:34	05:26	10-11	-1	5	0	1	2	1.2500
3- Murphy K/ 4- Matthews C/ 5- Jones Jr. S/ 12- Hubbard J/ 22- Melendez R/	1	14:34	1	13:11	01:23	4-1	3	0	1	0	0	2.1277
0- Harris Jr. C/ 2- Kugel R/ 3- Murphy K/ 4- Matthews C/ 5- Jones Jr. S/	1	13:11	1	12:41	00:30	2-0	2	1	0	0	0	1.0638
0- Harris Jr. C/ 2- Kugel R/ 3- Murphy K/ 5- Jones Jr. S/ 23- Nwoko M/	1	12:41	1	10:45	01:56	3-2	1	1	2	2	1	0.7500
0- Harris Jr. C/ 3- Murphy K/ 5- Jones Jr. S/ 12- Hubbard J/ 23- Nwoko M/	1	10:45	1	09:50	00:55	3-0	3	1	0	0	0	1.2295
0- Harris Jr. C/ 3- Murphy K/ 12- Hubbard J/ 22- Melendez R/ 23- Nwoko M/	1	09:50	1	08:21	01:29	3-5	-2	1	0	1	1	0.8721
0- Harris Jr. C/ 3- Murphy K/ 4- Matthews C/ 12- Hubbard J/ 22- Melendez R/	1	08:21	1	07:37	00:44	0-3	-3	1	0	0	0	0.0000
0- Harris Jr. C/ 3- Murphy K/ 5- Jones Jr. S/ 12- Hubbard J/ 22- Melendez R/	1	07:37	1	07:25	00:12	0-0	0	0	0	0	0	0.0000
0- Harris Jr. C/ 3- Murphy K/ 4- Matthews C/ 12- Hubbard J/ 22- Melendez R/	1	07:25	1	05:57	01:28	2-2	0	0	1	0	0	0.6667
3- Murphy K/ 4- Matthews C/ 5- Jones Jr. S/ 12- Hubbard J/ 22- Melendez R/	1	05:57	1	05:16	00:41	2-2	0	0	0	0	0	2.0000
2- Kugel R/ 4- Matthews C/ 5- Jones Jr. S/ 22- Melendez R/ 23- Nwoko M/	1	05:16	1	03:13	02:03	2-0	2	3	1	2	0	0.5000
3- Murphy K/ 4- Matthews C/ 5- Jones Jr. S/ 12- Hubbard J/ 22- Melendez R/	1	03:13	2	20:00	03:13	8-2	6	4	0	1	3	1.6393
0- Harris Jr. C/ 4- Matthews C/ 12- Hubbard J/ 22- Melendez R/ 23- Nwoko M/	2	20:00	2	16:07	03:53	9-4	5	6	0	0	0	1.8443
0- Harris Jr. C/ 3- Murphy K/ 4- Matthews C/ 12- Hubbard J/ 22- Melendez R/	2	16:07	2	15:15	00:52	4-0	4	1	0	0	1	2.0000
2- Kugel R/ 3- Murphy K/ 5- Jones Jr. S/ 12- Hubbard J/ 22- Melendez R/	2	15:15	2	13:35	01:40	4-4	0	1	0	0	1	1.3889
0- Harris Jr. C/ 2- Kugel R/ 3- Murphy K/ 5- Jones Jr. S/ 12- Hubbard J/	2	13:35	2	11:59	01:36	0-3	-3	3	0	0	0	0.0000
0- Harris Jr. C/ 2- Kugel R/ 3- Murphy K/ 5- Jones Jr. S/ 23- Nwoko M/	2	11:59	2	10:52	01:07	0-4	-4	0	0	1	0	0.0000
0- Harris Jr. C/ 3- Murphy K/ 5- Jones Jr. S/ 12- Hubbard J/ 22- Melendez R/	2	10:52	2	09:08	01:44	5-4	1	0	0	0	1	1.6667
0- Harris Jr. C/ 3- Murphy K/ 4- Matthews C/ 12- Hubbard J/ 22- Melendez R/	2	09:08	2	07:38	01:30	2-2	0	0	1	1	0	0.6944
0- Harris Jr. C/ 4- Matthews C/ 12- Hubbard J/ 22- Melendez R/ 23- Nwoko M/	2	07:38	2	06:48	00:50	0-5	-5	0	0	1	0	0.0000
0- Harris Jr. C/ 3- Murphy K/ 4- Matthews C/ 12- Hubbard J/ 22- Melendez R/	2	06:48	2	03:57	02:51	5-6	-1	3	0	1	0	1.0000
0- Harris Jr. C/ 3- Murphy K/ 4- Matthews C/ 5- Jones Jr. S/ 12- Hubbard J/	2	03:57	2	01:46	02:11	2-2	0	2	1	0	1	1.0000
0- Harris Jr. C/ 3- Murphy K/ 4- Matthews C/ 12- Hubbard J/ 22- Melendez R/	2	01:46	2	01:10	00:36	2-0	2	1	0	0	1	2.0000
0- Harris Jr. C/ 3- Murphy K/ 4- Matthews C/ 5- Jones Jr. S/ 22- Melendez R/	2	01:10	2	00:41	00:29	2-1	1	1	0	0	0	1.5152
0- Harris Jr. C/ 3- Murphy K/ 4- Matthews C/ 5- Jones Jr. S/ 12- Hubbard J/	2	00:41	2	00:36	00:04	2-1	1	0	0	0	0	2.2727
0- Harris Jr. C/ 3- Murphy K/ 4- Matthews C/ 5- Jones Jr. S/ 22- Melendez R/	2	00:36	2	00:00	00:36	0-0	0	1	0	0	0	0.0000



**Officials:** Pat Adams, James Breeding, Matt Potter

**Vanderbilt**

Lineup	Quarter On	Time On	Quarter Off	Time Off	Time on Court	Score	Score Diff	Reb	Stl	Tov	Ass	PPP
4- Huffman G/ 5- Nickel T/ 11- Hoggard A/ 30- Manon C/ 99- McGlockton D/	1	20:00	1	14:34	05:26	11-10	1	4	1	0	2	1.5714
1- Edwards J/ 2- Collins M/ 11- Hoggard A/ 22- Carey J/ 99- McGlockton D/	1	14:34	1	13:11	01:23	1-4	-3	0	0	2	0	0.3472
1- Edwards J/ 3- Tanner T/ 11- Hoggard A/ 22- Carey J/ 99- McGlockton D/	1	13:11	1	10:45	02:26	2-5	-3	2	2	3	0	0.3333
1- Edwards J/ 3- Tanner T/ 4- Huffman G/ 22- Carey J/ 30- Manon C/	1	10:45	1	09:50	00:55	0-3	-3	1	0	1	0	0.0000
2- Collins M/ 3- Tanner T/ 4- Huffman G/ 5- Nickel T/ 22- Carey J/	1	09:50	1	08:21	01:29	5-3	2	1	0	0	2	1.6667
2- Collins M/ 4- Huffman G/ 5- Nickel T/ 11- Hoggard A/ 22- Carey J/	1	08:21	1	06:56	01:25	4-2	2	0	0	0	1	2.1277
2- Collins M/ 4- Huffman G/ 5- Nickel T/ 11- Hoggard A/ 99- McGlockton D/	1	06:56	1	05:57	00:59	1-0	1	3	0	2	0	0.4098
2- Collins M/ 3- Tanner T/ 4- Huffman G/ 5- Nickel T/ 99- McGlockton D/	1	05:57	1	05:16	00:41	2-2	0	0	0	0	0	2.2727
1- Edwards J/ 2- Collins M/ 3- Tanner T/ 5- Nickel T/ 99- McGlockton D/	1	05:16	1	04:22	00:54	0-0	0	2	0	0	0	0.0000
1- Edwards J/ 2- Collins M/ 5- Nickel T/ 11- Hoggard A/ 99- McGlockton D/	1	04:22	1	03:55	00:27	0-2	-2	1	0	1	0	0.0000
1- Edwards J/ 2- Collins M/ 3- Tanner T/ 5- Nickel T/ 99- McGlockton D/	1	03:55	1	03:53	00:02	0-0	0	1	0	0	0	0.0000
1- Edwards J/ 3- Tanner T/ 5- Nickel T/ 11- Hoggard A/ 99- McGlockton D/	1	03:53	1	02:50	01:03	0-0	0	1	0	0	0	0.0000
3- Tanner T/ 4- Huffman G/ 5- Nickel T/ 11- Hoggard A/ 22- Carey J/	1	02:50	1	02:18	00:32	0-2	-2	0	0	1	0	0.0000
2- Collins M/ 3- Tanner T/ 4- Huffman G/ 5- Nickel T/ 22- Carey J/	1	02:18	2	20:00	02:18	2-6	-4	0	1	0	0	0.5000
4- Huffman G/ 5- Nickel T/ 11- Hoggard A/ 30- Manon C/ 99- McGlockton D/	2	20:00	2	16:58	03:02	2-9	-7	2	0	0	0	0.6024
2- Collins M/ 4- Huffman G/ 11- Hoggard A/ 30- Manon C/ 99- McGlockton D/	2	16:58	2	16:07	00:51	2-0	2	2	0	0	0	1.3889
2- Collins M/ 3- Tanner T/ 4- Huffman G/ 22- Carey J/ 30- Manon C/	2	16:07	2	15:15	00:52	0-4	-4	2	0	0	0	0.0000
1- Edwards J/ 2- Collins M/ 3- Tanner T/ 22- Carey J/ 30- Manon C/	2	15:15	2	13:04	02:11	6-4	2	5	0	0	1	1.5000
1- Edwards J/ 2- Collins M/ 3- Tanner T/ 5- Nickel T/ 22- Carey J/	2	13:04	2	11:59	01:05	1-0	1	2	0	0	0	0.3472
3- Tanner T/ 5- Nickel T/ 11- Hoggard A/ 22- Carey J/ 99- McGlockton D/	2	11:59	2	10:52	01:07	4-0	4	1	1	0	1	2.1277
3- Tanner T/ 4- Huffman G/ 11- Hoggard A/ 22- Carey J/ 99- McGlockton D/	2	10:52	2	07:38	03:14	6-7	-1	3	1	2	1	1.2295
3- Tanner T/ 4- Huffman G/ 5- Nickel T/ 11- Hoggard A/ 22- Carey J/	2	07:38	2	03:57	03:41	11-5	6	3	1	0	3	1.7081
3- Tanner T/ 4- Huffman G/ 5- Nickel T/ 11- Hoggard A/ 99- McGlockton D/	2	03:57	2	03:09	00:48	0-0	0	0	0	0	0	0.0000
3- Tanner T/ 4- Huffman G/ 11- Hoggard A/ 22- Carey J/ 99- McGlockton D/	2	03:09	2	02:04	01:05	0-2	-2	1	0	1	0	0.0000
3- Tanner T/ 4- Huffman G/ 5- Nickel T/ 11- Hoggard A/ 22- Carey J/	2	02:04	2	01:46	00:18	2-0	2	0	0	0	0	2.0000
2- Collins M/ 3- Tanner T/ 4- Huffman G/ 11- Hoggard A/ 30- Manon C/	2	01:46	2	01:10	00:36	0-2	-2	0	0	0	0	0.0000
3- Tanner T/ 5- Nickel T/ 11- Hoggard A/ 22- Carey J/ 30- Manon C/	2	01:10	2	01:10	00:00	0-0	0	0	0	0	0	0.0000
1- Edwards J/ 3- Tanner T/ 5- Nickel T/ 11- Hoggard A/ 22- Carey J/	2	01:10	2	00:41	00:29	1-2	-1	1	0	0	0	0.6944
2- Collins M/ 3- Tanner T/ 5- Nickel T/ 11- Hoggard A/ 22- Carey J/	2	00:41	2	00:41	00:00	0-0	0	0	0	0	0	0.0000
2- Collins M/ 3- Tanner T/ 5- Nickel T/ 22- Carey J/ 99- McGlockton D/	2	00:41	2	00:41	00:00	1-0	1	0	0	0	0	2.2727
2- Collins M/ 3- Tanner T/ 22- Carey J/ 30- Manon C/ 99- McGlockton D/	2	00:41	2	00:36	00:04	0-0	0	0	0	0	0	0.0000
2- Collins M/ 3- Tanner T/ 5- Nickel T/ 22- Carey J/ 99- McGlockton D/	2	00:36	2	00:36	00:00	0-1	-1	0	0	0	0	0.0000
2- Collins M/ 5- Nickel T/ 11- Hoggard A/ 22- Carey J/ 99- McGlockton D/	2	00:36	2	00:00	00:36	0-1	-1	0	0	0	0	0.0000



**Officials:** Pat Adams, James Breeding, Matt Potter

**Mississippi St.**

Lineup	Time	Score	Score Diff	Pts/Min	Reb	Stl	Tov	Ass	PPP
0- Harris Jr. C/ 4- Matthews C/ 12- Hubbard J/ 22- Melendez R/ 23- Nwoko M/	10:09	19-20	-1	1.8719	11	0	2	2	1.3689
0- Harris Jr. C/ 3- Murphy K/ 4- Matthews C/ 12- Hubbard J/ 22- Melendez R/	08:01	15-13	2	1.8711	6	2	2	2	1.0807
3- Murphy K/ 4- Matthews C/ 5- Jones Jr. S/ 12- Hubbard J/ 22- Melendez R/	05:17	14-5	9	2.6498	4	1	1	3	1.8041
0- Harris Jr. C/ 2- Kugel R/ 3- Murphy K/ 5- Jones Jr. S/ 23- Nwoko M/	03:03	3-6	-3	0.9836	1	2	3	1	0.5000
0- Harris Jr. C/ 3- Murphy K/ 4- Matthews C/ 5- Jones Jr. S/ 12- Hubbard J/	02:15	4-3	1	1.7673	2	1	0	1	1.3889
2- Kugel R/ 4- Matthews C/ 5- Jones Jr. S/ 22- Melendez R/ 23- Nwoko M/	02:03	2-0	2	0.9756	3	1	2	0	0.5000
0- Harris Jr. C/ 3- Murphy K/ 5- Jones Jr. S/ 12- Hubbard J/ 22- Melendez R/	01:56	5-4	1	2.5862	0	0	0	1	1.6667
2- Kugel R/ 3- Murphy K/ 5- Jones Jr. S/ 12- Hubbard J/ 22- Melendez R/	01:40	4-4	0	2.4000	1	0	0	1	1.3889
0- Harris Jr. C/ 2- Kugel R/ 3- Murphy K/ 5- Jones Jr. S/ 12- Hubbard J/	01:36	0-3	-3	0.0000	3	0	0	0	0.0000
0- Harris Jr. C/ 3- Murphy K/ 12- Hubbard J/ 22- Melendez R/ 23- Nwoko M/	01:29	3-5	-2	2.0225	1	0	1	1	0.8721
0- Harris Jr. C/ 3- Murphy K/ 4- Matthews C/ 5- Jones Jr. S/ 22- Melendez R/	01:05	2-1	1	1.8405	2	0	0	0	1.5152
0- Harris Jr. C/ 3- Murphy K/ 5- Jones Jr. S/ 12- Hubbard J/ 23- Nwoko M/	00:55	3-0	3	3.2727	1	0	0	0	1.2295
0- Harris Jr. C/ 2- Kugel R/ 3- Murphy K/ 4- Matthews C/ 5- Jones Jr. S/	00:30	2-0	2	4.0000	1	0	0	0	1.0638



**Officials:** Pat Adams, James Breeding, Matt Potter

**Vanderbilt**

Lineup	Time	Score	Score Diff	Pts/Min	Reb	Stl	Tov	Ass	PPP
4- Huffman G/ 5- Nickel T/ 11- Hoggard A/ 30- Manon C/ 99- McGlockton D/	08:28	13-19	-6	1.5354	6	1	0	2	1.2597
3- Tanner T/ 4- Huffman G/ 5- Nickel T/ 11- Hoggard A/ 22- Carey J/	04:31	13-7	6	2.8782	3	1	1	3	1.5403
3- Tanner T/ 4- Huffman G/ 11- Hoggard A/ 22- Carey J/ 99- McGlockton D/	04:19	6-9	-3	1.3900	4	1	3	1	1.0204
2- Collins M/ 3- Tanner T/ 4- Huffman G/ 5- Nickel T/ 22- Carey J/	03:47	7-9	-2	1.8502	1	1	0	2	1.0000
1- Edwards J/ 3- Tanner T/ 11- Hoggard A/ 22- Carey J/ 99- McGlockton D/	02:26	2-5	-3	0.8219	2	2	3	0	0.3333
1- Edwards J/ 2- Collins M/ 3- Tanner T/ 22- Carey J/ 30- Manon C/	02:11	6-4	2	2.7481	5	0	0	1	1.5000
2- Collins M/ 4- Huffman G/ 5- Nickel T/ 11- Hoggard A/ 22- Carey J/	01:25	4-2	2	2.8235	0	0	0	1	2.1277
1- Edwards J/ 2- Collins M/ 11- Hoggard A/ 22- Carey J/ 99- McGlockton D/	01:23	1-4	-3	0.7229	0	0	2	0	0.3472
3- Tanner T/ 5- Nickel T/ 11- Hoggard A/ 22- Carey J/ 99- McGlockton D/	01:07	4-0	4	3.5821	1	1	0	1	2.1277
1- Edwards J/ 2- Collins M/ 3- Tanner T/ 5- Nickel T/ 22- Carey J/	01:05	1-0	1	0.9231	2	0	0	0	0.3472
1- Edwards J/ 3- Tanner T/ 5- Nickel T/ 11- Hoggard A/ 99- McGlockton D/	01:03	0-0	0	0.0000	1	0	0	0	0.0000
2- Collins M/ 4- Huffman G/ 5- Nickel T/ 11- Hoggard A/ 99- McGlockton D/	00:59	1-0	1	1.0169	3	0	2	0	0.4098
1- Edwards J/ 2- Collins M/ 3- Tanner T/ 5- Nickel T/ 99- McGlockton D/	00:56	0-0	0	0.0000	3	0	0	0	0.0000
1- Edwards J/ 3- Tanner T/ 4- Huffman G/ 22- Carey J/ 30- Manon C/	00:55	0-3	-3	0.0000	1	0	1	0	0.0000
2- Collins M/ 3- Tanner T/ 4- Huffman G/ 22- Carey J/ 30- Manon C/	00:52	0-4	-4	0.0000	2	0	0	0	0.0000
2- Collins M/ 4- Huffman G/ 11- Hoggard A/ 30- Manon C/ 99- McGlockton D/	00:51	2-0	2	2.3529	2	0	0	0	1.3889
3- Tanner T/ 4- Huffman G/ 5- Nickel T/ 11- Hoggard A/ 99- McGlockton D/	00:48	0-0	0	0.0000	0	0	0	0	0.0000
2- Collins M/ 3- Tanner T/ 4- Huffman G/ 5- Nickel T/ 99- McGlockton D/	00:41	2-2	0	2.9268	0	0	0	0	2.2727
2- Collins M/ 5- Nickel T/ 11- Hoggard A/ 22- Carey J/ 99- McGlockton D/	00:36	0-1	-1	0.0000	0	0	0	0	0.0000
2- Collins M/ 3- Tanner T/ 4- Huffman G/ 11- Hoggard A/ 30- Manon C/	00:36	0-2	-2	0.0000	0	0	0	0	0.0000
1- Edwards J/ 3- Tanner T/ 5- Nickel T/ 11- Hoggard A/ 22- Carey J/	00:29	1-2	-1	2.0690	1	0	0	0	0.6944
1- Edwards J/ 2- Collins M/ 5- Nickel T/ 11- Hoggard A/ 99- McGlockton D/	00:27	0-2	-2	0.0000	1	0	1	0	0.0000
2- Collins M/ 3- Tanner T/ 22- Carey J/ 30- Manon C/ 99- McGlockton D/	00:04	0-0	0	0.0000	0	0	0	0	0.0000
3- Tanner T/ 5- Nickel T/ 11- Hoggard A/ 22- Carey J/ 30- Manon C/	00:00	0-0	0	NaN	0	0	0	0	0.0000
2- Collins M/ 3- Tanner T/ 5- Nickel T/ 11- Hoggard A/ 22- Carey J/	00:00	0-0	0	NaN	0	0	0	0	0.0000
2- Collins M/ 3- Tanner T/ 5- Nickel T/ 22- Carey J/ 99- McGlockton D/	00:00	1-1	0	∞	0	0	0	0	2.2727