



Vanderbilt at LSU

01/04/25 Maravich Assembly Center, Baton Rouge  
2024-25 Men's Basketball

Game Time: 3:30 PM  
Game Duration: 2:18  
Attendance: 8,479

Officials: Joe Lindsay, Olandis Poole, Garrick Shannon

Vanderbilt - 80

Record: 13-1 (1-0)

NO.	Name	F	Min	FG	3P	FT	Rebounds			Fouls		TP	AS	TO	ST	Blocks		+/-
				M-A	M-A	M-A	OR	DR	TOT	PF	FD					BS	BA	
5	Tyler Nickel	F	23:02	4-8	3-6	0-0	1	1	2	2	1	11	1	0	1	1	0	-2
99	Devin McGlockton	F	21:05	3-6	1-3	0-0	5	5	10	4	1	7	2	1	0	1	0	2
4	Grant Huffman	G	24:10	2-3	0-1	0-0	1	0	1	4	0	4	1	2	3	0	0	12
11	A.J. Hoggard	G	31:01	6-14	2-5	3-5	1	0	1	3	3	17	4	1	1	0	1	15
30	Chris Manon	G	14:35	0-2	0-1	1-2	2	3	5	4	1	1	1	1	0	0	0	-1
1	Jason Edwards		17:34	2-9	1-3	7-7	0	2	2	0	6	12	0	0	0	0	0	-1
2	MJ Collins		25:36	5-6	1-2	3-5	1	3	4	0	3	14	0	0	2	0	0	11
22	Jaylen Carey		28:11	6-12	0-2	2-5	3	5	8	1	4	14	2	3	2	1	2	13
3	Tyler Tanner		14:48	0-4	0-3	0-0	0	1	1	3	0	0	0	0	1	0	0	-9
Team							3	0	3			0		1				
<b>Totals</b>				28-64	8-26	16-24	17	20	37	21	19	80	11	9	10	3	3	8

Shooting By Period		
1st FG%	15-34	44.1%
3PT%	2-14	14.3%
FT%	2-6	33.3%
2nd FG%	13-30	43.3%
3PT%	6-12	50.0%
FT%	14-18	77.8%
GM FG%	28-64	43.8%
3PT%	8-26	30.8%
FT%	16-24	66.7%

Dead Ball Rebounds: 4, 0

Technical Fouls::NONE

LSU - 72

Record: 11-3 (0-1)

NO.	Name	F	Min	FG	3P	FT	Rebounds			Fouls		TP	AS	TO	ST	Blocks		+/-
				M-A	M-A	M-A	OR	DR	TOT	PF	FD					BS	BA	
10	Daimion Collins	F	19:01	2-4	0-0	0-2	2	2	4	3	3	4	0	1	0	1	0	-11
11	Corey Chest	F	28:41	4-6	0-0	4-5	1	4	5	3	4	12	2	0	2	1	1	-7
1	Jordan Sears	G	30:26	4-11	1-5	8-8	0	2	2	5	4	17	2	3	1	0	0	-7
4	Dji Bailey	G	36:36	4-5	0-0	1-2	0	5	5	2	3	9	0	2	0	0	0	-5
5	Cam Carter	G	37:10	8-17	4-11	2-2	0	3	3	1	2	22	1	4	3	0	1	-6
0	Vyctorius Miller		12:33	0-1	0-1	0-0	0	4	4	1	1	0	0	3	0	0	0	-6
6	Robert Miller III		19:07	1-1	0-0	0-0	1	0	1	4	0	2	0	1	0	1	0	5
3	Curtis Givens III		14:49	1-3	0-1	4-4	0	2	2	0	4	6	0	0	0	0	1	-1
20	Derek Fountain		01:37	0-0	0-0	0-0	0	0	0	0	0	0	0	0	0	0	0	-2
Team							1	0	1			0		1				
<b>Totals</b>				24-48	5-18	19-23	5	22	27	19	21	72	5	15	6	3	3	-8

Shooting By Period		
1st FG%	9-19	47.4%
3PT%	1-4	25.0%
FT%	8-10	80%
2nd FG%	15-29	51.7%
3PT%	4-14	28.6%
FT%	11-13	84.6%
GM FG%	24-48	50.0%
3PT%	5-18	27.8%
FT%	19-23	82.6%

Dead Ball Rebounds: 3, 1

Technical Fouls::NONE

	VAN	LSU
Biggest lead	13 (1 <sup>st</sup> 3:16)	4 (1 <sup>st</sup> 17:57)
Best Scoring Run	9(1 <sup>st</sup> 3:16)	7(2 <sup>nd</sup> 6:34)
Lead Changes	3	
Times Tied	5	
Time with Lead	33:29	02:50

	VAN	LSU
Points from		
Turnovers	18	9
Paint	36	36
Second Chance	18	4
Fast Breaks	11	8
Bench	40	8

	Period by Period Scoring		
	1st	2nd	TOT
VAN	34	46	80
LSU	27	45	72



**Officials:** Joe Lindsay, Olandis Poole, Garrick Shannon

**Period 1**

**Quarter Starters:**

<b>LSU</b>	1 Sears J	4 Bailey D	5 Carter C	10 Collins D	11 Chest C
<b>VAN</b>	4 Huffman G	5 Nickel T	11 Hoggard A	30 Manon C	99 McGlockton D

Game Time	LSU	Score	Diff	VAN
20:00	10 COLLINS D jumpball won			99 MCGLOCKTON D jumpball lost
19:35	10 COLLINS D 2pt FG outside the paint, jump shot made (2)	<b>2-0</b>	<b>2</b>	
19:35	11 CHEST C assist (1)			
19:14				99 MCGLOCKTON D 3pt FG , jump shot missed
19:11	5 CARTER C defensive rebound (1)			
19:01	4 BAILEY D foul drawn (1)			30 MANON C foul personal (1 - 1)
18:45	5 CARTER C 2pt FG outside the paint, jump shot missed			
18:42				30 MANON C defensive rebound (1)
18:31				5 NICKEL T 3pt FG , jump shot missed
18:27				11 HOGGARD A offensive rebound (1)
18:20				30 MANON C turnover out of bounds (1)
17:57	1 SEARS J 2pt FG from turnover in the paint, layup made (2)	<b>4-0</b>	<b>4</b>	
17:26		<b>4-2</b>	<b>2</b>	11 HOGGARD A 2pt FG in the paint, jump shot made (2)
17:12	5 CARTER C turnover lost ball (1)			4 HUFFMAN G steal (1)
17:08		<b>4-4</b>	<b>0</b>	4 HUFFMAN G 2pt FG fast break from turnover in the paint, layup made (2)
16:47	11 CHEST C foul drawn (1)			5 NICKEL T foul shooting (1 - 2)
16:47	11 CHEST C free throw 1 - 2 made (1)	<b>5-4</b>	<b>1</b>	
16:47				30 MANON C substitution out
16:47				1 EDWARDS J substitution in
16:47	11 CHEST C free throw 2 - 2 made (2)	<b>6-4</b>	<b>2</b>	
16:35				11 HOGGARD A 2pt FG outside the paint, jump shot missed
16:33				99 MCGLOCKTON D offensive rebound (1)
16:32		<b>6-6</b>	<b>0</b>	99 MCGLOCKTON D 2pt FG second chance in the paint, layup made (2)
16:24	1 SEARS J turnover lost ball (1)			
16:08		<b>6-8</b>	<b>-2</b>	5 NICKEL T 2pt FG from turnover in the paint, layup made (2)
15:54	11 CHEST C 2pt FG in the paint, dunk, made (4)	<b>8-8</b>	<b>0</b>	
15:32				1 EDWARDS J 2pt FG in the paint, layup missed
15:28	11 CHEST C defensive rebound (1)			
15:25	5 CARTER C 3pt FG , jump shot missed			
15:22				99 MCGLOCKTON D defensive rebound (2)
15:17		<b>8-10</b>	<b>-2</b>	1 EDWARDS J 2pt FG fast break in the paint, layup made (2)
15:17	1 SEARS J foul shooting (1 - 1)			1 EDWARDS J foul drawn (1)
15:17	Timeout media			
15:17	10 COLLINS D substitution out			
15:17	11 CHEST C substitution out			
15:17	0 MILLER V substitution in			
15:17	6 MILLER III R substitution in			
15:17				5 NICKEL T substitution out
15:17				11 HOGGARD A substitution out
15:17				99 MCGLOCKTON D substitution out
15:17				2 COLLINS M substitution in
15:17				22 CAREY J substitution in



**Officials:** Joe Lindsay, Olandis Poole, Garrick Shannon

Game Time	LSU	Score	Diff	VAN
15:17				30 MANON C substitution in
15:17		<b>8-11</b>	<b>-3</b>	1 EDWARDS J free throw fast break 1 - 1 made (3)
14:48	4 BAILEY D 2pt FG in the paint, layup made (2)	<b>10-11</b>	<b>-1</b>	
14:26		<b>10-13</b>	<b>-3</b>	22 CAREY J 2pt FG in the paint, layup made (2)
14:13	4 BAILEY D turnover bad pass (1)			4 HUFFMAN G steal (2)
14:06				22 CAREY J 3pt FG from turnover, jump shot missed
14:04	0 MILLER V defensive rebound (1)			
14:03	0 MILLER V foul drawn (1)			30 MANON C foul personal (2 - 3)
14:03				4 HUFFMAN G substitution out
14:03				30 MANON C substitution out
14:03				3 TANNER T substitution in
14:03				99 MCGLOCKTON D substitution in
13:40	4 BAILEY D 2pt FG in the paint, layup made (4)	<b>12-13</b>	<b>-1</b>	
13:19	jump ball situation			
13:19	1 SEARS J substitution out			
13:19	3 GIVENS III C substitution in			
13:19	4 BAILEY D substitution out			
13:19	20 FOUNTAIN D substitution in			
13:10		<b>12-16</b>	<b>-4</b>	2 COLLINS M 3pt FG , jump shot made (3)
12:47	5 CARTER C 3pt FG , jump shot made (3)	<b>15-16</b>	<b>-1</b>	
12:28				3 TANNER T 3pt FG , jump shot missed
12:26	0 MILLER V defensive rebound (2)			
12:01	5 CARTER C 2pt FG in the paint, layup blocked			
12:01				22 CAREY J block (1)
11:58				1 EDWARDS J defensive rebound (1)
11:51		<b>15-18</b>	<b>-3</b>	99 MCGLOCKTON D 2pt FG in the paint, layup made (4)
11:51				22 CAREY J assist (1)
11:42	6 MILLER III R foul offensive (1 - 2)			1 EDWARDS J foul drawn (2)
11:42	6 MILLER III R turnover offensive (1)			
11:42	Timeout media			
11:42	5 CARTER C substitution out			
11:42	6 MILLER III R substitution out			
11:42	20 FOUNTAIN D substitution out			
11:42	4 BAILEY D substitution in			
11:42	10 COLLINS D substitution in			
11:42	11 CHEST C substitution in			
11:42				1 EDWARDS J substitution out
11:42				11 HOGGARD A substitution in
11:33		<b>15-20</b>	<b>-5</b>	11 HOGGARD A 2pt FG from turnover in the paint, layup made (4)
11:08	4 BAILEY D 2pt FG in the paint, layup made (6)	<b>17-20</b>	<b>-3</b>	
10:41	10 COLLINS D foul shooting (1 - 3)			22 CAREY J foul drawn (1)
10:41				22 CAREY J free throw 1 - 2 missed
10:41				offensive dead ball rebound (1)
10:41				99 MCGLOCKTON D substitution out
10:41				5 NICKEL T substitution in
10:41				22 CAREY J free throw 2 - 2 missed
10:40	11 CHEST C defensive rebound (2)			
10:17	0 MILLER V turnover bad pass (1)			



**Officials:** Joe Lindsay, Olandis Poole, Garrick Shannon

Game Time	LSU	Score	Diff	VAN
10:02		<b>17-22</b>	<b>-5</b>	22 CAREY J 2pt FG from turnover in the paint, layup made (4)
09:49	3 GIVENS III C foul drawn (1)			3 TANNER T foul personal (1 - 4)
09:49	0 MILLER V substitution out			
09:49	1 SEARS J substitution in			
09:49				2 COLLINS M substitution out
09:49				4 HUFFMAN G substitution in
09:29	1 SEARS J 3pt FG , jump shot missed			
09:24				3 TANNER T defensive rebound (1)
09:21				11 HOGGARD A 2pt FG in the paint, layup blocked
09:21	10 COLLINS D block (1)			
09:17	3 GIVENS III C defensive rebound (1)			
09:13	3 GIVENS III C 2pt FG in the paint, layup blocked			
09:13				5 NICKEL T block (1)
09:13	offensive rebound (7)			
09:13	3 GIVENS III C substitution out			
09:13	5 CARTER C substitution in			
09:11	5 CARTER C foul drawn (1)			4 HUFFMAN G foul personal (1 - 5)
08:44	1 SEARS J 2pt FG second chance outside the paint, jump shot missed			
08:44	offensive dead ball rebound (1)			
08:44	turnover shot clock (6)			
08:44				22 CAREY J substitution out
08:44				99 MCGLOCKTON D substitution in
08:30				11 HOGGARD A 3pt FG from turnover, jump shot missed
08:26				99 MCGLOCKTON D offensive rebound (3)
08:22	5 CARTER C foul personal (1 - 4)			5 NICKEL T foul drawn (1)
08:22				3 TANNER T substitution out
08:22				2 COLLINS M substitution in
08:12	4 BAILEY D foul shooting (1 - 5)			2 COLLINS M foul drawn (1)
08:12				2 COLLINS M free throw 1 - 3 missed
08:12				offensive dead ball rebound (2)
08:12		<b>17-23</b>	<b>-6</b>	2 COLLINS M free throw 2 - 3 made (4)
08:12				2 COLLINS M free throw 3 - 3 missed
08:11	11 CHEST C defensive rebound (3)			
07:53	10 COLLINS D 2pt FG in the paint, layup missed			
07:49				2 COLLINS M defensive rebound (1)
07:38				99 MCGLOCKTON D 3pt FG , jump shot missed
07:36	5 CARTER C defensive rebound (2)			
07:24	11 CHEST C 2pt FG in the paint, layup blocked			
07:24				99 MCGLOCKTON D block (1)
07:21				99 MCGLOCKTON D defensive rebound (4)
07:11				11 HOGGARD A 2pt FG in the paint, jump shot missed
07:10	4 BAILEY D defensive rebound (1)			
07:10	4 BAILEY D foul drawn (2)			99 MCGLOCKTON D foul personal (1 - 6)
07:10				Timeout media
07:10	11 CHEST C substitution out			
07:10	0 MILLER V substitution in			
06:58	10 COLLINS D 2pt FG in the paint, jump shot made (4)	<b>19-23</b>	<b>-4</b>	
06:58	1 SEARS J assist (1)			



Official Basketball Play by Play - First Half  
**Vanderbilt at LSU**  
 01/04/25 Maravich Assembly Center, Baton Rouge  
 2024-25 Men's Basketball

**Game Time:** 3:30 PM  
**Game Duration:** 2:18  
**Attendance:** 8,479

**Officials:** Joe Lindsay, Olandis Poole, Garrick Shannon

Game Time	LSU	Score	Diff	VAN
06:28				5 NICKEL T 3pt FG , jump shot missed
06:25				offensive rebound (10)
06:25				99 MCGLOCKTON D substitution out
06:25				22 CAREY J substitution in
06:14				22 CAREY J 3pt FG second chance, jump shot missed
06:11	4 BAILEY D defensive rebound (2)			
06:05	10 COLLINS D turnover lost ball (1)			2 COLLINS M steal (1)
05:59	0 MILLER V foul personal (1 - 6)			2 COLLINS M foul drawn (2)
05:59				5 NICKEL T substitution out
05:59				30 MANON C substitution in
05:41				2 COLLINS M 3pt FG from turnover, jump shot missed
05:38	10 COLLINS D defensive rebound (1)			
05:29	5 CARTER C turnover lost ball (2)			11 HOGGARD A steal (1)
05:25		<b>19-25</b>	<b>-6</b>	4 HUFFMAN G 2pt FG fast break from turnover in the paint, layup made (4)
05:15	1 SEARS J turnover lost ball (2)			4 HUFFMAN G steal (3)
05:11		<b>19-27</b>	<b>-8</b>	2 COLLINS M 2pt FG fast break from turnover in the paint, layup made (6)
05:11				4 HUFFMAN G assist (1)
05:11	Timeout 30 Sec			
05:11				11 HOGGARD A substitution out
05:11				30 MANON C substitution out
05:11				3 TANNER T substitution in
05:11				99 MCGLOCKTON D substitution in
04:54	4 BAILEY D 2pt FG in the paint, layup missed			
04:52				99 MCGLOCKTON D defensive rebound (5)
04:32				Timeout 30 Sec
04:23				22 CAREY J 2pt FG in the paint, layup missed
04:20				2 COLLINS M offensive rebound (2)
04:20		<b>19-29</b>	<b>-10</b>	2 COLLINS M 2pt FG second chance in the paint, tip-in layup made (8)
04:02	10 COLLINS D foul drawn (1)			99 MCGLOCKTON D foul personal (2 - 7)
04:02	0 MILLER V substitution out			
04:02	11 CHEST C substitution in			
04:02				99 MCGLOCKTON D substitution out
04:02				5 NICKEL T substitution in
04:02	10 COLLINS D 1&1 free throw 1 missed			
04:01				22 CAREY J defensive rebound (1)
03:47	11 CHEST C steal (1)			4 HUFFMAN G turnover bad pass (1)
03:39	5 CARTER C 3pt FG from turnover, jump shot missed			
03:38	offensive dead ball rebound (2)			
03:37	10 COLLINS D foul drawn (2)			22 CAREY J foul personal (1 - 8)
03:37				Timeout media
03:37				4 HUFFMAN G substitution out
03:37				11 HOGGARD A substitution in
03:37	10 COLLINS D 1&1 free throw 1 missed			
03:37				22 CAREY J defensive rebound (2)
03:16		<b>19-32</b>	<b>-13</b>	5 NICKEL T 3pt FG , jump shot made (5)
03:16				11 HOGGARD A assist (1)
02:49	5 CARTER C foul drawn (2)			11 HOGGARD A foul shooting (1 - 9)



Official Basketball Play by Play - First Half  
**Vanderbilt at LSU**  
 01/04/25 Maravich Assembly Center, Baton Rouge  
 2024-25 Men's Basketball

**Game Time:** 3:30 PM  
**Game Duration:** 2:18  
**Attendance:** 8,479

**Officials:** Joe Lindsay, Olandis Poole, Garrick Shannon

Game Time	LSU	Score	Diff	VAN
02:49	5 CARTER C free throw 1 - 2 made (4)	<b>20-32</b>	<b>-12</b>	
02:49	10 COLLINS D substitution out			
02:49	11 CHEST C substitution out			
02:49	0 MILLER V substitution in			
02:49	6 MILLER III R substitution in			
02:49				2 COLLINS M substitution out
02:49				1 EDWARDS J substitution in
02:49	5 CARTER C free throw 2 - 2 made (5)	<b>21-32</b>	<b>-11</b>	
02:30				11 HOGGARD A 2pt FG in the paint, jump shot missed
02:28	1 SEARS J defensive rebound (1)			
02:18	5 CARTER C 2pt FG in the paint, layup made (7)	<b>23-32</b>	<b>-9</b>	
02:04				3 TANNER T 3pt FG , jump shot missed
02:00	5 CARTER C defensive rebound (3)			
01:55	5 CARTER C turnover lost ball (3)			3 TANNER T steal (1)
01:28				3 TANNER T 2pt FG from turnover in the paint, layup missed
01:26				22 CAREY J offensive rebound (3)
01:25	1 SEARS J steal (1)			22 CAREY J turnover lost ball (1)
01:11	0 MILLER V turnover bad pass (2)			22 CAREY J steal (1)
00:54		<b>23-34</b>	<b>-11</b>	22 CAREY J 2pt FG from turnover in the paint, jump shot made (6)
00:39	1 SEARS J foul drawn (1)			3 TANNER T foul shooting (2 - 10)
00:39	1 SEARS J free throw 1 - 2 made (3)	<b>24-34</b>	<b>-10</b>	
00:39	0 MILLER V substitution out			
00:39	3 GIVENS III C substitution in			
00:39	1 SEARS J free throw 2 - 2 made (4)	<b>25-34</b>	<b>-9</b>	
00:15				5 NICKEL T 3pt FG , jump shot missed
00:12	4 BAILEY D defensive rebound (3)			
00:03	1 SEARS J foul drawn (2)			5 NICKEL T foul personal (2 - 11)
00:03	1 SEARS J free throw 1 - 2 made (5)	<b>26-34</b>	<b>-8</b>	
00:03	1 SEARS J free throw 2 - 2 made (6)	<b>27-34</b>	<b>-7</b>	
00:01				11 HOGGARD A 3pt FG , jump shot missed
00:01	defensive dead ball rebound (3)			
<b>END OF PERIOD</b>				
<b>LSU 27-34 VAN</b>				



Vanderbilt at LSU

01/04/25 Maravich Assembly Center, Baton Rouge  
2024-25 Men's Basketball

Game Time: 3:30 PM  
Game Duration: 2:18  
Attendance: 8,479

Officials: Joe Lindsay, Olandis Poole, Garrick Shannon

Vanderbilt - 34

NO.	Name	F	Min	FG	3P	FT	Rebounds			Fouls		TP	AS	TO	ST	Blocks		+/-
				M-A	M-A	M-A	OR	DR	TOT	PF	FD					BS	BA	
5	Tyler Nickel	F	13:27	2-5	1-4	0-0	0	0	0	2	1	5	0	0	0	1	0	0
99	Devin McGlockton	F	11:33	2-4	0-2	0-0	2	3	5	2	0	4	0	0	0	1	0	3
4	Grant Huffman	G	12:09	2-2	0-0	0-0	0	0	0	1	0	4	1	1	3	0	0	8
11	A.J. Hoggard	G	14:51	2-8	0-2	0-0	1	0	1	1	0	4	1	0	1	0	1	4
30	Chris Manon	G	05:15	0-0	0-0	0-0	0	1	1	2	0	0	0	1	0	0	0	4
1	Jason Edwards		07:54	1-2	0-0	1-1	0	1	1	0	2	3	0	0	0	0	0	-1
2	MJ Collins		11:01	3-4	1-2	1-3	1	1	2	0	2	8	0	0	1	0	0	10
22	Jaylen Carey		12:58	3-6	0-2	0-2	1	2	3	1	1	6	1	1	1	1	0	6
3	Tyler Tanner		10:52	0-3	0-2	0-0	0	1	1	2	0	0	0	0	1	0	0	1
Team							1	0	1			0		0				
<b>Totals</b>				15-34	2-14	2-6	6	9	15	11	6	34	3	3	7	3	1	7

Shooting By Period			
1st	FG%	15-34	44.1%
	3PT%	2-14	14.3%
	FT%	2-6	33.3%
GM	FG%	15-34	44.1%
	3PT%	2-14	14.3%
	FT%	2-6	33.3%

Dead Ball Rebounds: 2, 0

Technical Fouls::NONE

LSU - 27

NO.	Name	F	Min	FG	3P	FT	Rebounds			Fouls		TP	AS	TO	ST	Blocks		+/-
				M-A	M-A	M-A	OR	DR	TOT	PF	FD					BS	BA	
10	Daimion Collins	F	13:36	2-3	0-0	0-2	0	1	1	1	2	4	0	1	0	1	0	-11
11	Corey Chest	F	10:28	1-2	0-0	2-2	0	3	3	0	1	4	1	0	1	0	1	-7
1	Jordan Sears	G	16:30	1-3	0-1	4-4	0	1	1	1	2	6	1	2	1	0	0	-3
4	Dji Bailey	G	18:23	3-4	0-0	0-0	0	3	3	1	2	6	0	1	0	0	0	-5
5	Cam Carter	G	17:31	2-6	1-3	2-2	0	3	3	1	2	7	0	3	0	0	1	-5
0	Vyctorius Miller		10:46	0-0	0-0	0-0	0	2	2	1	1	0	0	2	0	0	0	-5
6	Robert Miller III		06:24	0-0	0-0	0-0	0	0	0	1	0	0	0	1	0	0	0	4
3	Curtis Givens III		04:45	0-1	0-0	0-0	0	1	1	0	1	0	0	0	0	0	1	-1
20	Derek Fountain		01:37	0-0	0-0	0-0	0	0	0	0	0	0	0	0	0	0	0	-2
Team							1	0	1			0		1				
<b>Totals</b>				9-19	1-4	8-10	1	14	15	6	11	27	2	11	2	1	3	-7

Shooting By Period			
1st	FG%	9-19	47.4%
	3PT%	1-4	25.0%
	FT%	8-10	80%
GM	FG%	9-19	47.4%
	3PT%	1-4	25.0%
	FT%	8-10	80.0%

Dead Ball Rebounds: 2, 1

Technical Fouls::NONE

	VAN	LSU
Biggest lead	13 (1 <sup>st</sup> 3:16)	4 (1 <sup>st</sup> 17:57)
Best Scoring Run	9 (1 <sup>st</sup> 3:16)	4 (1 <sup>st</sup> 17:57)
Lead Changes	1	
Times Tied	3	
Time with Lead	15:31	02:42

Points from	VAN	LSU
Turnovers	15	2
Paint	26	14
Second Chance	5	0
Fast Breaks	9	0
Bench	17	0

	Period by Period Scoring		
	1st	2nd	TOT
VAN	34	46	80
LSU	27	45	72



**Vanderbilt at LSU**

**Period 2**

**Quarter Starters:**

<b>LSU</b>	1 Sears J	4 Bailey D	5 Carter C	10 Collins D	11 Chest C
<b>VAN</b>	4 Huffman G	5 Nickel T	11 Hoggard A	30 Manon C	99 McGlockton D

Game Time	LSU	Score	Diff	VAN
20:00	3 GIVENS III C substitution out			
20:00	6 MILLER III R substitution out			
20:00	10 COLLINS D substitution in			
20:00	11 CHEST C substitution in			
20:00				1 EDWARDS J substitution out
20:00				3 TANNER T substitution out
20:00				22 CAREY J substitution out
20:00				4 HUFFMAN G substitution in
20:00				30 MANON C substitution in
20:00				99 MCGLOCKTON D substitution in
19:40	5 CARTER C 2pt FG in the paint, layup made (9)	<b>29-34</b>	<b>-5</b>	
19:14		<b>29-37</b>	<b>-8</b>	99 MCGLOCKTON D 3pt FG , jump shot made (7)
19:14				5 NICKEL T assist (1)
19:01	1 SEARS J foul drawn (3)			4 HUFFMAN G foul shooting (2 - 1)
19:01	1 SEARS J free throw 1 - 2 made (7)	<b>30-37</b>	<b>-7</b>	
19:01	1 SEARS J free throw 2 - 2 made (8)	<b>31-37</b>	<b>-6</b>	
18:41				11 HOGGARD A 2pt FG in the paint, jump shot missed
18:38				99 MCGLOCKTON D offensive rebound (6)
18:36		<b>31-40</b>	<b>-9</b>	5 NICKEL T 3pt FG second chance, jump shot made (8)
18:36				99 MCGLOCKTON D assist (1)
18:17	5 CARTER C 3pt FG , jump shot missed			
18:14	10 COLLINS D offensive rebound (2)			
17:59	1 SEARS J turnover lost ball (3)			5 NICKEL T steal (1)
17:44	10 COLLINS D foul personal (2 - 1)			99 MCGLOCKTON D foul drawn (1)
17:32				4 HUFFMAN G 3pt FG from turnover, jump shot missed
17:31	10 COLLINS D defensive rebound (3)			
17:31	10 COLLINS D foul drawn (3)			99 MCGLOCKTON D foul personal (3 - 2)
17:31				11 HOGGARD A substitution out
17:31				99 MCGLOCKTON D substitution out
17:31				1 EDWARDS J substitution in
17:31				22 CAREY J substitution in
17:20	1 SEARS J 2pt FG in the paint, layup made (10)	<b>33-40</b>	<b>-7</b>	
17:01	5 CARTER C steal (1)			4 HUFFMAN G turnover bad pass (2)
16:56	5 CARTER C 2pt FG fast break from turnover in the paint, layup made (11)	<b>35-40</b>	<b>-5</b>	
16:43	1 SEARS J foul shooting (2 - 2)			1 EDWARDS J foul drawn (3)
16:43		<b>35-41</b>	<b>-6</b>	1 EDWARDS J free throw 1 - 2 made (4)
16:43	10 COLLINS D substitution out			
16:43	6 MILLER III R substitution in			
16:43				5 NICKEL T substitution out
16:43				2 COLLINS M substitution in
16:43		<b>35-42</b>	<b>-7</b>	1 EDWARDS J free throw 2 - 2 made (5)
16:22	1 SEARS J 2pt FG in the paint, layup made (12)	<b>37-42</b>	<b>-5</b>	





**Vanderbilt at LSU**

Game Time	LSU	Score	Diff	VAN
15:58	Timeout media			
15:39				30 MANON C 3pt FG , jump shot missed
15:34	11 CHEST C defensive rebound (4)			
15:30	1 SEARS J 3pt FG , jump shot missed			
15:29	offensive dead ball rebound (4)			
15:29	11 CHEST C foul drawn (2)			30 MANON C foul personal (3 - 3)
15:29				4 HUFFMAN G substitution out
15:29				11 HOGGARD A substitution in
15:25	1 SEARS J 3pt FG second chance, jump shot missed			
15:22				30 MANON C defensive rebound (2)
15:15	5 CARTER C steal (2)			22 CAREY J turnover bad pass (2)
15:08	5 CARTER C turnover lost ball (4)			2 COLLINS M steal (2)
15:03				1 EDWARDS J 3pt FG from turnover, jump shot missed
15:00	1 SEARS J defensive rebound (2)			
14:57	5 CARTER C 3pt FG fast break, jump shot made (14)	<b>40-42</b>	<b>-2</b>	
14:57	1 SEARS J assist (2)			
14:42	6 MILLER III R foul personal (2 - 3)			1 EDWARDS J foul drawn (4)
14:42	1 SEARS J substitution out			
14:42	3 GIVENS III C substitution in			
14:39		<b>40-45</b>	<b>-5</b>	1 EDWARDS J 3pt FG , jump shot made (8)
14:39				11 HOGGARD A assist (2)
14:22	5 CARTER C 3pt FG , jump shot missed			
14:20				30 MANON C defensive rebound (3)
14:11		<b>40-47</b>	<b>-7</b>	22 CAREY J 2pt FG in the paint, layup made (8)
14:11				11 HOGGARD A assist (3)
13:41	5 CARTER C 3pt FG , jump shot made (17)	<b>43-47</b>	<b>-4</b>	
13:41	11 CHEST C assist (2)			
13:12				22 CAREY J 2pt FG outside the paint, jump shot blocked
13:12	11 CHEST C block (1)			
13:12				offensive rebound (19)
13:12	4 BAILEY D substitution out			
13:12	6 MILLER III R substitution out			
13:12	0 MILLER V substitution in			
13:12	10 COLLINS D substitution in			
13:12	11 CHEST C substitution out			
13:12	1 SEARS J substitution in			
13:12				2 COLLINS M substitution out
13:12				5 NICKEL T substitution in
13:08				5 NICKEL T 2pt FG second chance outside the paint, jump shot missed
13:06	3 GIVENS III C defensive rebound (2)			
12:57	3 GIVENS III C 2pt FG in the paint, layup made (2)	<b>45-47</b>	<b>-2</b>	
12:36				1 EDWARDS J 3pt FG , jump shot missed
12:33				30 MANON C offensive rebound (4)
12:31				30 MANON C 2pt FG second chance in the paint, layup missed
12:29	0 MILLER V defensive rebound (3)			
12:19	1 SEARS J 2pt FG in the paint, layup missed			
12:16	10 COLLINS D offensive rebound (4)			
12:16	10 COLLINS D 2pt FG second chance in the paint, tip-in layup missed			



**Vanderbilt at LSU**

**Officials:** Joe Lindsay, Olandis Poole, Garrick Shannon

Game Time	LSU	Score	Diff	VAN
12:14				1 EDWARDS J defensive rebound (2)
12:12				1 EDWARDS J 2pt FG in the paint, layup missed
12:09				30 MANON C offensive rebound (5)
12:08		<b>45-50</b>	<b>-5</b>	5 NICKEL T 3pt FG second chance, jump shot made (11)
12:08				30 MANON C assist (1)
11:55	0 MILLER V 3pt FG , jump shot missed			
11:52				5 NICKEL T defensive rebound (1)
11:40				1 EDWARDS J 2pt FG in the paint, layup missed
11:38	0 MILLER V defensive rebound (4)			
11:25	0 MILLER V turnover bad pass (3)			
11:25	Timeout media			
11:25	5 CARTER C substitution out			
11:25	0 MILLER V substitution out			
11:25	4 BAILEY D substitution in			
11:25	11 CHEST C substitution in			
11:25				1 EDWARDS J substitution out
11:25				30 MANON C substitution out
11:25				3 TANNER T substitution in
11:25				99 MCGLOCKTON D substitution in
11:13	10 COLLINS D foul personal (3 - 4)			22 CAREY J foul drawn (2)
11:04	1 SEARS J foul shooting (3 - 5)			11 HOGGARD A foul drawn (1)
11:04				11 HOGGARD A free throw 1 - 2 missed
11:04				offensive dead ball rebound (3)
11:04	1 SEARS J substitution out			
11:04	10 COLLINS D substitution out			
11:04	5 CARTER C substitution in			
11:04	6 MILLER III R substitution in			
11:04				5 NICKEL T substitution out
11:04				2 COLLINS M substitution in
11:04		<b>45-51</b>	<b>-6</b>	11 HOGGARD A free throw 2 - 2 made (5)
10:52	4 BAILEY D turnover bad pass (2)			22 CAREY J steal (2)
10:48		<b>45-53</b>	<b>-8</b>	22 CAREY J 2pt FG from turnover in the paint, layup made (10)
10:34	5 CARTER C 3pt FG , jump shot missed			
10:30				99 MCGLOCKTON D defensive rebound (7)
10:14	5 CARTER C steal (3)			22 CAREY J turnover bad pass (3)
10:06	11 CHEST C 2pt FG from turnover in the paint, layup missed			
10:03	11 CHEST C offensive rebound (5)			
10:03	11 CHEST C 2pt FG from turnover second chance in the paint, tip-in layup made (6)	<b>47-53</b>	<b>-6</b>	
09:40	6 MILLER III R foul shooting (3 - 6)			22 CAREY J foul drawn (3)
09:40				22 CAREY J free throw 1 - 2 missed
09:40				offensive dead ball rebound (4)
09:40				11 HOGGARD A substitution out
09:40				4 HUFFMAN G substitution in
09:40		<b>47-54</b>	<b>-7</b>	22 CAREY J free throw 2 - 2 made (11)
09:40				22 CAREY J substitution out
09:40				30 MANON C substitution in
09:20	3 GIVENS III C foul drawn (2)			3 TANNER T foul shooting (3 - 4)
09:20	3 GIVENS III C free throw 1 - 2 made (3)	<b>48-54</b>	<b>-6</b>	



**Vanderbilt at LSU**

**Officials:** Joe Lindsay, Olandis Poole, Garrick Shannon

Game Time	LSU	Score	Diff	VAN
09:20	3 GIVENS III C free throw 2 - 2 made (4)	<b>49-54</b>	<b>-5</b>	
09:02	11 CHEST C foul personal (1 - 7)			30 MANON C foul drawn (1)
09:02		<b>49-55</b>	<b>-6</b>	30 MANON C 1&1 free throw 1 made (1)
09:02				30 MANON C 1&1 free throw 2 missed
09:00	4 BAILEY D defensive rebound (4)			
08:55	11 CHEST C 2pt FG fast break in the paint, layup made (8)	<b>51-55</b>	<b>-4</b>	
08:55	11 CHEST C foul drawn (3)			30 MANON C foul shooting (4 - 5)
08:55				4 HUFFMAN G substitution out
08:55				30 MANON C substitution out
08:55				1 EDWARDS J substitution in
08:55				5 NICKEL T substitution in
08:55	11 CHEST C free throw fast break 1 - 1 made (9)	<b>52-55</b>	<b>-3</b>	
08:35				3 TANNER T 3pt FG , jump shot missed
08:32	4 BAILEY D defensive rebound (5)			
08:24	5 CARTER C 3pt FG , jump shot made (20)	<b>55-55</b>	<b>0</b>	
08:13				Timeout 30 Sec
08:13				3 TANNER T substitution out
08:13				11 HOGGARD A substitution in
07:58	Timeout media			
07:52				1 EDWARDS J 2pt FG in the paint, layup missed
07:51				99 MCGLOCKTON D offensive rebound (8)
07:51				99 MCGLOCKTON D turnover out of bounds (1)
07:51				5 NICKEL T substitution out
07:51				22 CAREY J substitution in
07:43	3 GIVENS III C foul drawn (3)			11 HOGGARD A foul personal (2 - 6)
07:18	3 GIVENS III C 3pt FG from turnover, jump shot missed			
07:15				22 CAREY J defensive rebound (4)
06:59				99 MCGLOCKTON D 2pt FG in the paint, layup missed
06:56				22 CAREY J offensive rebound (5)
06:56				22 CAREY J 2pt FG second chance in the paint, tip-in layup blocked
06:56	6 MILLER III R block (1)			
06:56				offensive rebound (28)
06:45				turnover shot clock (8)
06:45	3 GIVENS III C substitution out			
06:45	1 SEARS J substitution in			
06:45				1 EDWARDS J substitution out
06:45				4 HUFFMAN G substitution in
06:34	4 BAILEY D foul drawn (3)			11 HOGGARD A foul shooting (3 - 7)
06:34	4 BAILEY D free throw 1 - 2 made (7)	<b>56-55</b>	<b>1</b>	
06:34	4 BAILEY D free throw 2 - 2 missed			
06:33				99 MCGLOCKTON D defensive rebound (9)
06:26	4 BAILEY D foul personal (2 - 8)			11 HOGGARD A foul drawn (2)
06:26		<b>56-56</b>	<b>0</b>	11 HOGGARD A 1&1 free throw 1 made (6)
06:26				11 HOGGARD A 1&1 free throw 2 missed
06:25				99 MCGLOCKTON D offensive rebound (10)
06:22		<b>56-59</b>	<b>-3</b>	11 HOGGARD A 3pt FG second chance, jump shot made (9)
06:22				99 MCGLOCKTON D assist (2)
06:08	1 SEARS J 2pt FG in the paint, layup missed			



**Vanderbilt at LSU**

**Officials:** Joe Lindsay, Olandis Poole, Garrick Shannon

Game Time	LSU	Score	Diff	VAN
06:04				2 COLLINS M defensive rebound (3)
06:03	11 CHEST C foul personal (2 - 9)			2 COLLINS M foul drawn (3)
06:03		<b>56-60</b>	<b>-4</b>	2 COLLINS M 1&1 free throw 1 made (9)
06:03		<b>56-61</b>	<b>-5</b>	2 COLLINS M 1&1 free throw 2 made (10)
05:48	11 CHEST C foul drawn (4)			99 MCGLOCKTON D foul personal (4 - 8)
05:48				99 MCGLOCKTON D substitution out
05:48				5 NICKEL T substitution in
05:48	11 CHEST C 1&1 free throw 1 made (10)	<b>57-61</b>	<b>-4</b>	
05:48	11 CHEST C 1&1 free throw 2 missed			
05:46				2 COLLINS M defensive rebound (4)
05:23		<b>57-64</b>	<b>-7</b>	11 HOGGARD A 3pt FG , jump shot made (12)
04:53	11 CHEST C 2pt FG in the paint, layup made (12)	<b>59-64</b>	<b>-5</b>	
04:37				11 HOGGARD A 3pt FG , jump shot missed
04:33				5 NICKEL T offensive rebound (2)
04:28		<b>59-66</b>	<b>-7</b>	11 HOGGARD A 2pt FG second chance outside the paint, jump shot made (14)
04:05	5 CARTER C 3pt FG , jump shot missed			
04:02	6 MILLER III R offensive rebound (1)			
04:01	6 MILLER III R 2pt FG second chance in the paint, layup made (2)	<b>61-66</b>	<b>-5</b>	
03:33	11 CHEST C steal (2)			11 HOGGARD A turnover bad pass (1)
03:20	4 BAILEY D 2pt FG from turnover in the paint, layup made (9)	<b>63-66</b>	<b>-3</b>	
03:20	5 CARTER C assist (1)			
02:49		<b>63-68</b>	<b>-5</b>	22 CAREY J 2pt FG in the paint, layup made (13)
02:49	6 MILLER III R foul shooting (4 - 10)			22 CAREY J foul drawn (4)
02:49	Timeout media			
02:49	6 MILLER III R substitution out			
02:49	3 GIVENS III C substitution in			
02:49				5 NICKEL T substitution out
02:49				11 HOGGARD A substitution out
02:49				3 TANNER T substitution in
02:49				99 MCGLOCKTON D substitution in
02:49		<b>63-69</b>	<b>-6</b>	22 CAREY J free throw 1 - 1 made (14)
02:28	3 GIVENS III C foul drawn (4)			4 HUFFMAN G foul personal (3 - 9)
02:28	3 GIVENS III C 1&1 free throw 1 made (5)	<b>64-69</b>	<b>-5</b>	
02:28				3 TANNER T substitution out
02:28				11 HOGGARD A substitution in
02:28	3 GIVENS III C 1&1 free throw 2 made (6)	<b>65-69</b>	<b>-4</b>	
02:28	3 GIVENS III C substitution out			
02:28	6 MILLER III R substitution in			
02:02		<b>65-71</b>	<b>-6</b>	11 HOGGARD A 2pt FG outside the paint, jump shot made (16)
02:01	11 CHEST C foul shooting (3 - 11)			11 HOGGARD A foul drawn (3)
02:01		<b>65-72</b>	<b>-7</b>	11 HOGGARD A free throw 1 - 1 made (17)
01:48	1 SEARS J foul drawn (4)			4 HUFFMAN G foul personal (4 - 10)
01:48	1 SEARS J free throw 1 - 2 made (13)	<b>66-72</b>	<b>-6</b>	
01:48	1 SEARS J free throw 2 - 2 made (14)	<b>67-72</b>	<b>-5</b>	
01:46	jump ball situation			
01:46				99 MCGLOCKTON D substitution out
01:46				1 EDWARDS J substitution in
01:46	6 MILLER III R substitution out			



**Vanderbilt at LSU**

**Officials:** Joe Lindsay, Olandis Poole, Garrick Shannon

Game Time	LSU	Score	Diff	VAN
01:46	3 GIVENS III C substitution in			
01:40		<b>67-74</b>	<b>-7</b>	2 COLLINS M 2pt FG in the paint, dunk, made (12)
01:40				22 CAREY J assist (2)
01:25	5 CARTER C 3pt FG , jump shot missed			
01:22				22 CAREY J defensive rebound (6)
01:09		<b>67-76</b>	<b>-9</b>	2 COLLINS M 2pt FG in the paint, dunk, made (14)
01:09				11 HOGGARD A assist (4)
01:00	1 SEARS J 3pt FG , jump shot missed			
00:56				22 CAREY J defensive rebound (7)
00:33				1 EDWARDS J 2pt FG in the paint, layup missed
00:29				22 CAREY J offensive rebound (8)
00:29				22 CAREY J 2pt FG second chance in the paint, tip-in layup missed
00:29				4 HUFFMAN G offensive rebound (1)
00:29				Timeout 30 Sec
00:29				22 CAREY J substitution out
00:29				5 NICKEL T substitution in
00:27	1 SEARS J foul personal (4 - 12)			1 EDWARDS J foul drawn (5)
00:27		<b>67-77</b>	<b>-10</b>	1 EDWARDS J free throw 1 - 2 made (9)
00:27				5 NICKEL T substitution out
00:27				99 MCGLOCKTON D substitution in
00:27		<b>67-78</b>	<b>-11</b>	1 EDWARDS J free throw 2 - 2 made (10)
00:27				1 EDWARDS J substitution out
00:27				3 TANNER T substitution in
00:20	1 SEARS J 3pt FG , jump shot made (17)	<b>70-78</b>	<b>-8</b>	
00:20	Timeout 30 Sec			
00:20				3 TANNER T substitution out
00:20				99 MCGLOCKTON D substitution out
00:20				1 EDWARDS J substitution in
00:20				5 NICKEL T substitution in
00:15	1 SEARS J foul personal (5 - 13)			1 EDWARDS J foul drawn (6)
00:15	1 SEARS J substitution out			
00:15	6 MILLER III R substitution in			
00:15		<b>70-79</b>	<b>-9</b>	1 EDWARDS J free throw 1 - 2 made (11)
00:15				5 NICKEL T substitution out
00:15				99 MCGLOCKTON D substitution in
00:15		<b>70-80</b>	<b>-10</b>	1 EDWARDS J free throw 2 - 2 made (12)
00:15				1 EDWARDS J substitution out
00:15				3 TANNER T substitution in
00:06	5 CARTER C 2pt FG in the paint, layup made (22)	<b>72-80</b>	<b>-8</b>	
<b>END OF GAME</b>				
<b>LSU 72-80 VAN</b>				



Vanderbilt at LSU

01/04/25 Maravich Assembly Center, Baton Rouge  
2024-25 Men's Basketball

Game Time: 3:30 PM  
Game Duration: 2:18  
Attendance: 8,479

Officials: Joe Lindsay, Olandis Poole, Garrick Shannon

Vanderbilt - 46

NO.	Name	Min	FG	3P	FT	Rebounds			Fouls		TP	AS	TO	ST	Blocks		+/-
			M-A	M-A	M-A	OR	DR	TOT	PF	FD					BS	BA	
5	Tyler Nickel	F 09:35	2-3	2-2	0-0	1	1	2	0	0	6	1	0	1	0	0	-2
99	Devin McGlockton	F 09:32	1-2	1-1	0-0	3	2	5	2	1	3	2	1	0	0	0	-1
4	Grant Huffman	G 12:01	0-1	0-1	0-0	1	0	1	3	0	0	0	1	0	0	4	
11	A.J. Hoggard	G 16:10	4-6	2-3	3-5	0	0	0	2	3	13	3	1	0	0	11	
30	Chris Manon	G 09:20	0-2	0-1	1-2	2	2	4	2	1	1	1	0	0	0	-5	
1	Jason Edwards	09:40	1-7	1-3	6-6	0	1	1	0	4	9	0	0	0	0	0	
22	Jaylen Carey	15:13	3-6	0-0	2-3	2	3	5	0	3	8	1	2	1	0	7	
2	MJ Collins	14:35	2-2	0-0	2-2	0	2	2	0	1	6	0	0	1	0	1	
3	Tyler Tanner	03:56	0-1	0-1	0-0	0	0	0	1	0	0	0	0	0	0	-10	
Team						2	0	2			0		1				
<b>Totals</b>			13-30	6-12	14-18	11	11	22	10	13	46	8	6	3	0	2	1

Shooting By Period		
2 <sup>nd</sup> FG%	13-30	43.3%
3PT%	6-12	50.0%
FT%	14-18	77.8%
GM FG%	13-30	43.3%
3PT%	6-12	50.0%
FT%	14-18	77.8%

Dead Ball Rebounds: 2, 0

Technical Fouls::NONE

LSU - 45

NO.	Name	Min	FG	3P	FT	Rebounds			Fouls		TP	AS	TO	ST	Blocks		+/-
			M-A	M-A	M-A	OR	DR	TOT	PF	FD					BS	BA	
10	Daimion Collins	F 05:25	0-1	0-0	0-0	2	1	3	2	1	0	0	0	0	0	0	0
11	Corey Chest	F 18:13	3-4	0-0	2-3	1	1	2	3	3	8	1	0	1	1	0	0
1	Jordan Sears	G 13:56	3-8	1-4	4-4	0	1	1	4	2	11	1	1	0	0	0	-4
4	Dji Bailey	G 18:13	1-1	0-0	1-2	0	2	2	1	1	3	0	1	0	0	0	0
5	Cam Carter	G 19:39	6-11	3-8	0-0	0	0	0	0	0	15	1	1	3	0	0	-1
6	Robert Miller III	12:43	1-1	0-0	0-0	1	0	1	3	0	2	0	0	0	1	0	1
3	Curtis Givens III	10:04	1-2	0-1	4-4	0	1	1	0	3	6	0	0	0	0	0	0
0	Vyctorius Miller	01:47	0-1	0-1	0-0	0	2	2	0	0	0	0	1	0	0	0	-1
Team						0	0	0			0		0				
<b>Totals</b>			15-29	4-14	11-13	4	8	12	13	10	45	3	4	4	2	0	-1

Shooting By Period		
2 <sup>nd</sup> FG%	15-29	51.7%
3PT%	4-14	28.6%
FT%	11-13	84.6%
GM FG%	15-29	51.7%
3PT%	4-14	28.6%
FT%	11-13	84.6%

Dead Ball Rebounds: 1, 0

Technical Fouls::NONE

	VAN	LSU
Biggest lead	11 (2 <sup>nd</sup> 0:27)	1 (2 <sup>nd</sup> 6:34)
Best Scoring Run	6(2 <sup>nd</sup> 10:48)	7(2 <sup>nd</sup> 6:34)
Lead Changes	2	
Times Tied	2	
Time with Lead	17:38	00:08

Points from	VAN	LSU
Turnovers	3	7
Paint	10	22
Second Chance	13	4
Fast Breaks	2	8
Bench	23	8

	Period by Period Scoring		
	1st	2nd	TOT
VAN	34	46	80
LSU	27	45	72



**Vanderbilt at LSU**

01/04/25 Maravich Assembly Center, Baton Rouge  
2024-25 Men's Basketball

**Game Time:** 3:30 PM  
**Game Duration:** 2:18  
**Attendance:** 8,479

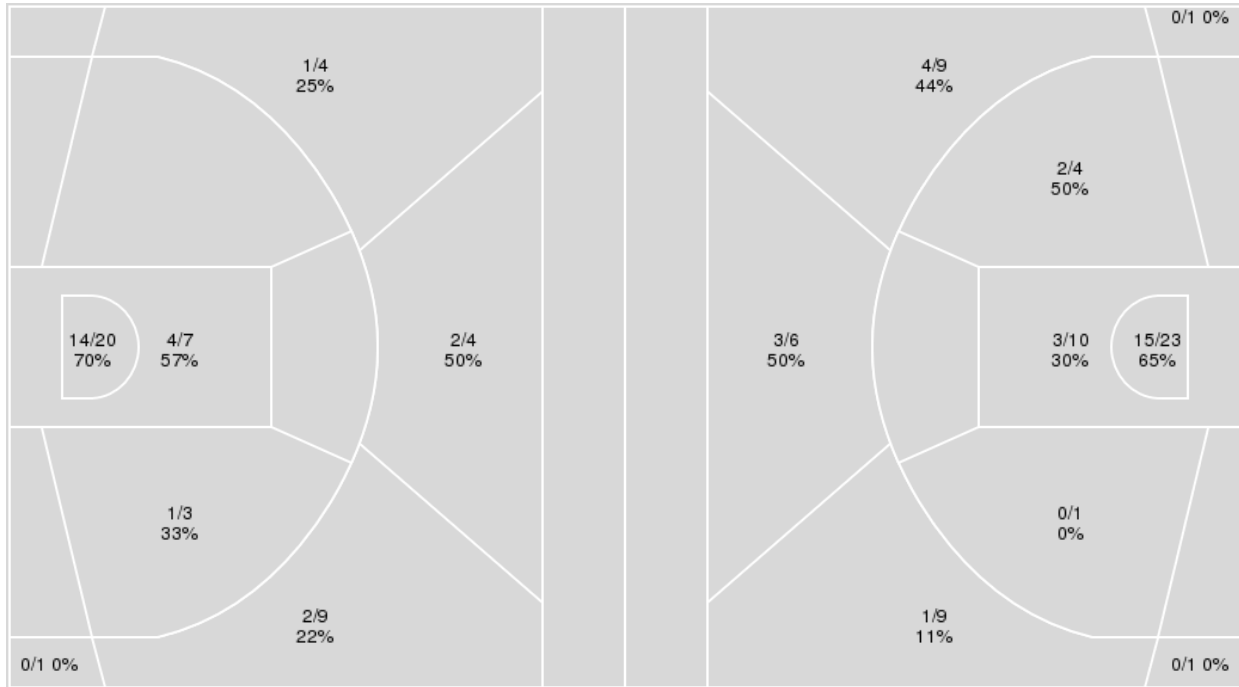
**Officials:** Joe Lindsay, Olandis Poole, Garrick Shannon

{ Players => 0, 1, 2, 3, 4, 5, 6, 7, 8, 9, 10, 11, 14, 15, 20, 25; } FG Types => All; Results => All;

{ Players => 0, 1, 2, 3, 4, 5, 7, 10, 11, 12, 15, 21, 22, 24, 25, 30, 33, 99; } FG Types => All; Results => All;

**LSU**

**Vanderbilt**



LSU	M/A	%
Field Goals	24/48	50
2 Points	19/30	63
3 Points	5/18	28
Free Throws	19/23	83

Vanderbilt	M/A	%
Field Goals	28/64	44
2 Points	20/38	53
3 Points	8/26	31
Free Throws	16/24	67



**Vanderbilt at LSU**

01/04/25 Maravich Assembly Center, Baton Rouge  
2024-25 Men's Basketball

**Game Time:** 3:30 PM  
**Game Duration:** 2:18  
**Attendance:** 8,479

**Officials:** Joe Lindsay, Olandis Poole, Garrick Shannon

**Vanderbilt**

No	Name	Mins		Score		Points Diff		Points per Min		Assists		Rebounds		Steals		Turnovers	
		On	Off	On	Off	On	Off	On	Off	On	Off	On	Off	On	Off	On	Off
1	Jason Edwards	17:34	22:27	34 - 35	46 - 37	-1	9	1.94	2.05	6	5	19	18	4	6	5	4
2	MJ Collins	25:36	14:24	58 - 47	22 - 25	11	-3	2.27	1.53	8	3	25	12	6	4	6	3
3	Tyler Tanner	14:48	25:13	22 - 31	58 - 41	-9	17	1.49	2.30	2	9	9	28	3	7	3	6
4	Grant Huffman	24:10	15:50	55 - 43	25 - 29	12	-4	2.28	1.58	6	5	22	15	6	4	4	5
5	Tyler Nickel	23:02	16:59	37 - 39	43 - 33	-2	10	1.61	2.53	4	7	20	17	5	5	6	3
11	A.J. Hoggard	31:01	08:59	65 - 50	15 - 22	15	-7	2.10	1.67	10	1	33	4	9	1	7	2
22	Jaylen Carey	28:11	11:49	58 - 45	22 - 27	13	-5	2.06	1.86	9	2	27	10	8	2	7	2
30	Chris Manon	14:35	25:25	28 - 29	52 - 43	-1	9	1.92	2.05	6	5	10	27	6	4	3	6
99	Devin McGlockton	21:05	18:56	43 - 41	37 - 31	2	6	2.04	1.96	4	7	20	17	3	7	4	5

**LSU**

No	Name	Mins		Score		Points Diff		Points per Min		Assists		Rebounds		Steals		Turnovers	
		On	Off	On	Off	On	Off	On	Off	On	Off	On	Off	On	Off	On	Off
0	Vyctorius Miller	12:33	27:27	17 - 23	55 - 57	-6	-2	1.35	2.00	1	4	11	16	1	5	9	6
1	Jordan Sears	30:26	09:34	52 - 59	20 - 21	-7	-1	1.71	2.09	4	1	22	5	5	1	12	3
3	Curtis Givens III	14:49	25:11	30 - 31	42 - 49	-1	-7	2.02	1.67	1	4	12	15	1	5	4	11
4	Dji Bailey	36:36	03:24	67 - 72	5 - 8	-5	-3	1.83	1.47	5	0	22	5	6	0	13	2
5	Cam Carter	37:10	02:50	70 - 76	2 - 4	-6	-2	1.88	0.71	5	0	24	3	6	0	14	1
6	Robert Miller III	19:07	20:53	44 - 39	28 - 41	5	-13	2.30	1.34	3	2	11	16	4	2	6	9
10	Daimion Collins	19:01	20:59	23 - 34	49 - 46	-11	3	1.21	2.34	2	3	16	11	2	4	9	6
11	Corey Chest	28:41	11:19	54 - 61	18 - 19	-7	-1	1.88	1.59	4	1	16	11	5	1	7	8
20	Derek Fountain	01:37	38:23	3 - 5	69 - 75	-2	-6	1.86	1.80	0	5	1	26	0	6	1	14



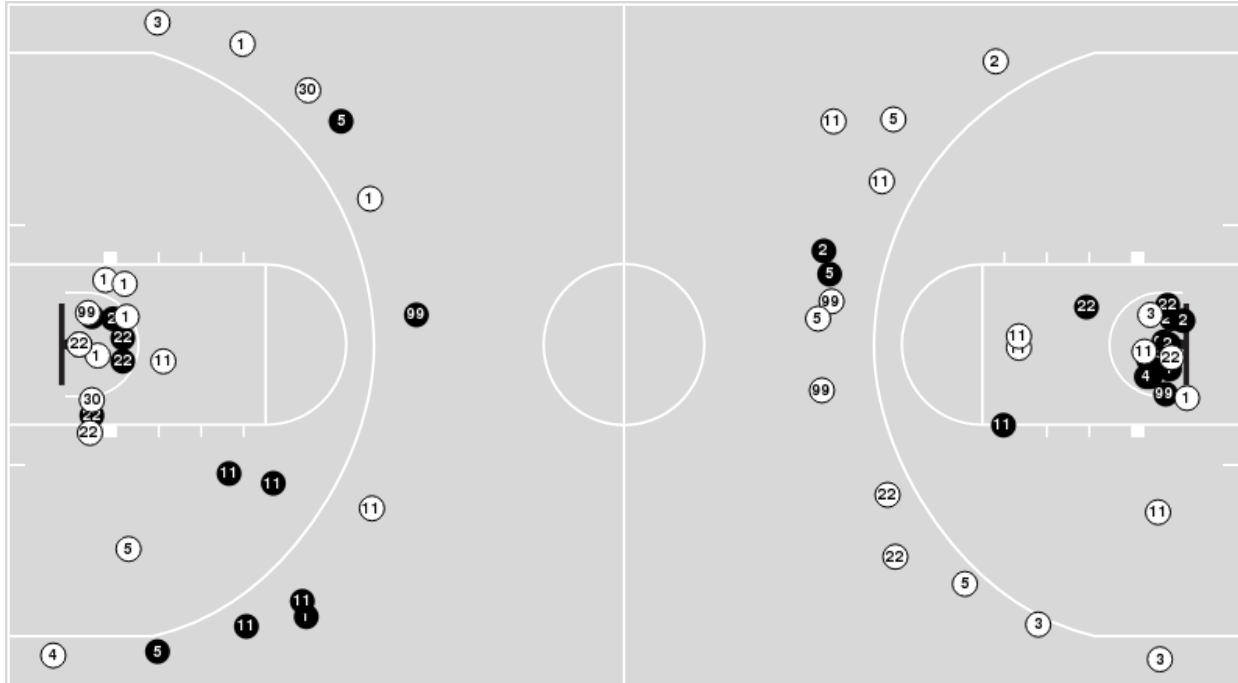


**Officials:** Joe Lindsay, Olandis Poole, Garrick Shannon

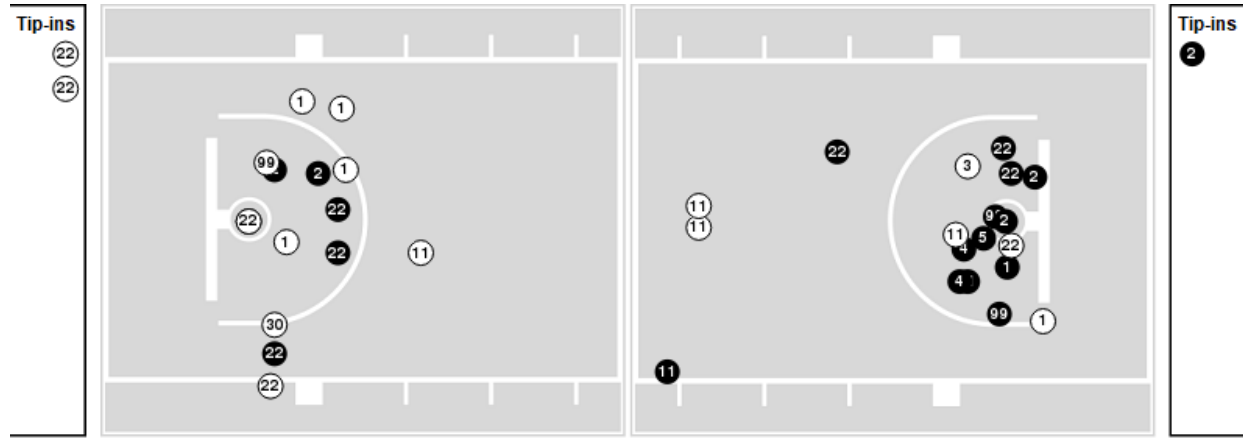
Players => 0, 1, 2, 3, 4, 5, 7, 10, 11, 12, 15, 21, 22, 24, 25, 30, 33, 99FG Types=>AllResults=>All

**Vanderbilt**

**All Field Goals**



**Blow Up Chart**



● Made    ○ Missed    N - Player Number

Vanderbilt	M/A	%
Field Goals	28/64	44
2 Points	20/38	53
3 Points	8/26	31
Free Throws	16/24	67

Vanderbilt	M/A	%
Points in the Paint	36 (18 / 33)	55
Fast Break Points	11 (7/7)	100
Second Chance Points	18 (9/16)	56
Effective FG%	50	



**Vanderbilt at LSU**

01/04/25 Maravich Assembly Center, Baton Rouge  
2024-25 Men's Basketball

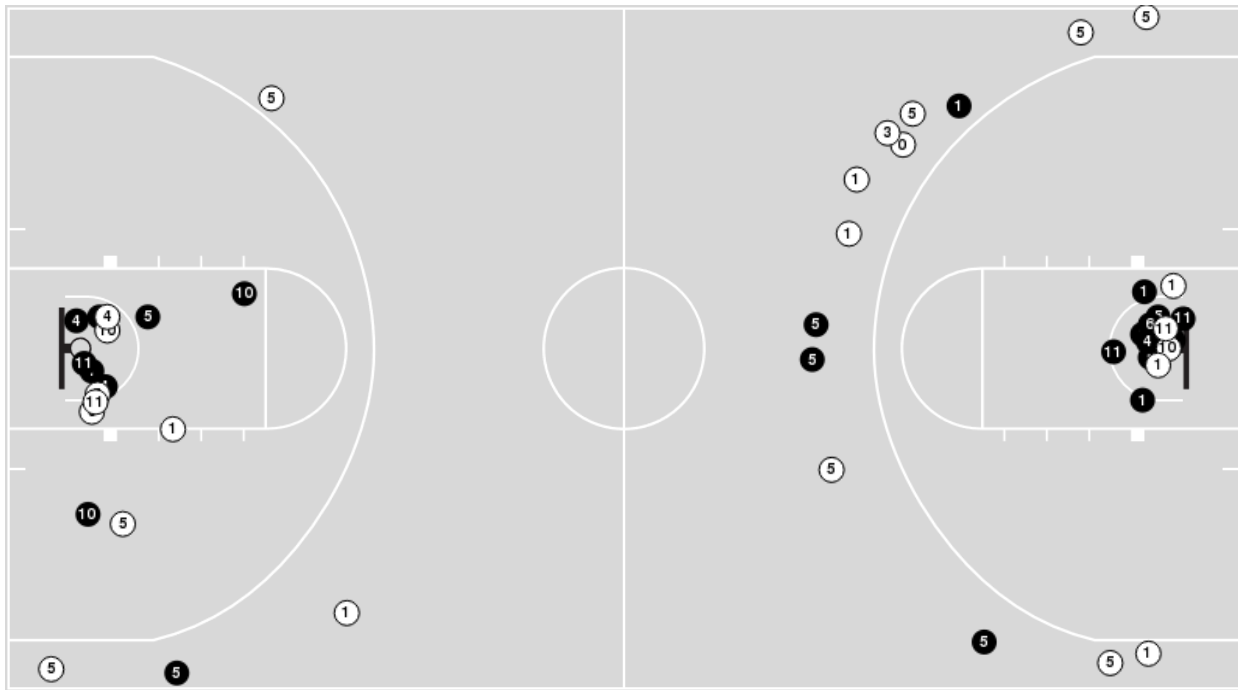
**Game Time:** 3:30 PM  
**Game Duration:** 2:18  
**Attendance:** 8,479

**Officials:** Joe Lindsay, Olandis Poole, Garrick Shannon

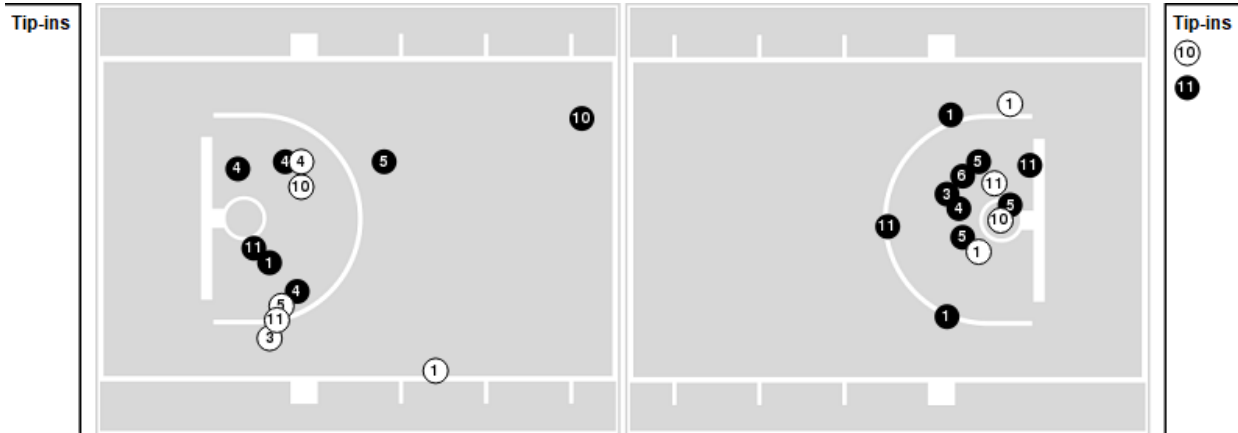
Players => 0, 1, 2, 3, 4, 5, 6, 7, 8, 9, 10, 11, 14, 15, 20, 25FG Types=>AllResults=>All

**LSU**

**All Field Goals**



**Blow Up Chart**



● Made    ○ Missed    N - Player Number

LSU	M/A	%
Field Goals	24/48	50
2 Points	19/30	63
3 Points	5/18	28
Free Throws	19/23	83

LSU	M/A	%
Points in the Paint	36 (18 / 27)	67
Fast Break Points	8 (4/4)	100
Second Chance Points	4 (2/6)	33
Effective FG%	55	



**Vanderbilt at LSU**

**Vanderbilt**

Lineup	Quarter On	Time On	Quarter Off	Time Off	Time on Court	Score	Score Diff	Reb	Stl	Tov	Ass	PPP
4- Huffman G/ 5- Nickel T/ 11- Hoggard A/ 30- Manon C/ 99- McGlockton D/	1	20:00	1	16:47	03:13	4-5	-1	2	1	1	0	1.0000
1- Edwards J/ 4- Huffman G/ 5- Nickel T/ 11- Hoggard A/ 99- McGlockton D/	1	16:47	1	15:17	01:30	6-3	3	2	0	0	0	1.5000
1- Edwards J/ 2- Collins M/ 4- Huffman G/ 22- Carey J/ 30- Manon C/	1	15:17	1	14:03	01:14	3-2	1	0	1	0	0	1.2295
1- Edwards J/ 2- Collins M/ 3- Tanner T/ 22- Carey J/ 99- McGlockton D/	1	14:03	1	11:42	02:21	5-5	0	1	0	0	1	1.6667
2- Collins M/ 3- Tanner T/ 11- Hoggard A/ 22- Carey J/ 99- McGlockton D/	1	11:42	1	10:41	01:01	2-2	0	0	0	0	0	1.3889
2- Collins M/ 3- Tanner T/ 5- Nickel T/ 11- Hoggard A/ 22- Carey J/	1	10:41	1	09:49	00:52	2-0	2	0	0	0	0	1.3889
3- Tanner T/ 4- Huffman G/ 5- Nickel T/ 11- Hoggard A/ 22- Carey J/	1	09:49	1	08:44	01:05	0-0	0	1	0	0	0	0.0000
3- Tanner T/ 4- Huffman G/ 5- Nickel T/ 11- Hoggard A/ 99- McGlockton D/	1	08:44	1	08:22	00:22	0-0	0	1	0	0	0	0.0000
2- Collins M/ 4- Huffman G/ 5- Nickel T/ 11- Hoggard A/ 99- McGlockton D/	1	08:22	1	06:25	01:57	1-2	-1	3	0	0	0	0.3012
2- Collins M/ 4- Huffman G/ 5- Nickel T/ 11- Hoggard A/ 22- Carey J/	1	06:25	1	05:59	00:26	0-0	0	0	1	0	0	0.0000
2- Collins M/ 4- Huffman G/ 11- Hoggard A/ 22- Carey J/ 30- Manon C/	1	05:59	1	05:11	00:48	4-0	4	0	2	0	1	1.3333
2- Collins M/ 3- Tanner T/ 4- Huffman G/ 22- Carey J/ 99- McGlockton D/	1	05:11	1	04:02	01:09	2-0	2	2	0	0	0	2.0000
2- Collins M/ 3- Tanner T/ 4- Huffman G/ 5- Nickel T/ 22- Carey J/	1	04:02	1	03:37	00:25	0-0	0	1	0	1	0	0.0000
2- Collins M/ 3- Tanner T/ 5- Nickel T/ 11- Hoggard A/ 22- Carey J/	1	03:37	1	02:49	00:48	3-1	2	1	0	0	1	3.0000
1- Edwards J/ 3- Tanner T/ 5- Nickel T/ 11- Hoggard A/ 22- Carey J/	1	02:49	2	20:00	02:49	2-7	-5	1	2	1	0	0.3333
4- Huffman G/ 5- Nickel T/ 11- Hoggard A/ 30- Manon C/ 99- McGlockton D/	2	20:00	2	17:31	02:29	6-4	2	1	1	0	2	2.0000
1- Edwards J/ 4- Huffman G/ 5- Nickel T/ 22- Carey J/ 30- Manon C/	2	17:31	2	16:43	00:48	1-4	-3	0	0	1	0	0.6944
1- Edwards J/ 2- Collins M/ 4- Huffman G/ 22- Carey J/ 30- Manon C/	2	16:43	2	15:29	01:14	1-2	-1	0	0	0	0	0.6944
1- Edwards J/ 2- Collins M/ 11- Hoggard A/ 22- Carey J/ 30- Manon C/	2	15:29	2	13:12	02:17	5-6	-1	3	1	1	2	1.2500
1- Edwards J/ 5- Nickel T/ 11- Hoggard A/ 22- Carey J/ 30- Manon C/	2	13:12	2	11:25	01:47	3-2	1	4	0	0	1	0.7500
3- Tanner T/ 5- Nickel T/ 11- Hoggard A/ 22- Carey J/ 99- McGlockton D/	2	11:25	2	11:04	00:21	0-0	0	0	0	0	0	0.0000
2- Collins M/ 3- Tanner T/ 11- Hoggard A/ 22- Carey J/ 99- McGlockton D/	2	11:04	2	09:40	01:24	3-2	1	1	1	1	0	1.0417
2- Collins M/ 3- Tanner T/ 4- Huffman G/ 22- Carey J/ 99- McGlockton D/	2	09:40	2	09:40	00:00	1-0	1	0	0	0	0	2.2727
2- Collins M/ 3- Tanner T/ 4- Huffman G/ 30- Manon C/ 99- McGlockton D/	2	09:40	2	08:55	00:45	1-4	-3	0	0	0	0	1.1364
1- Edwards J/ 2- Collins M/ 3- Tanner T/ 5- Nickel T/ 99- McGlockton D/	2	08:55	2	08:13	00:42	0-4	-4	0	0	0	0	0.0000
1- Edwards J/ 2- Collins M/ 5- Nickel T/ 11- Hoggard A/ 99- McGlockton D/	2	08:13	2	07:51	00:22	0-0	0	1	0	1	0	0.0000
1- Edwards J/ 2- Collins M/ 11- Hoggard A/ 22- Carey J/ 99- McGlockton D/	2	07:51	2	06:45	01:06	0-0	0	3	0	1	0	0.0000
2- Collins M/ 4- Huffman G/ 11- Hoggard A/ 22- Carey J/ 99- McGlockton D/	2	06:45	2	05:48	00:57	6-1	5	3	0	0	1	3.4091
2- Collins M/ 4- Huffman G/ 5- Nickel T/ 11- Hoggard A/ 22- Carey J/	2	05:48	2	02:49	02:59	7-7	0	2	0	1	0	1.7500
2- Collins M/ 3- Tanner T/ 4- Huffman G/ 22- Carey J/ 99- McGlockton D/	2	02:49	2	02:28	00:21	1-1	0	0	0	0	0	2.2727
2- Collins M/ 4- Huffman G/ 11- Hoggard A/ 22- Carey J/ 99- McGlockton D/	2	02:28	2	01:46	00:42	3-3	0	0	0	0	0	2.0833
1- Edwards J/ 2- Collins M/ 4- Huffman G/ 11- Hoggard A/ 22- Carey J/	2	01:46	2	00:29	01:17	4-0	4	4	0	0	2	2.0000
1- Edwards J/ 2- Collins M/ 4- Huffman G/ 5- Nickel T/ 11- Hoggard A/	2	00:29	2	00:27	00:01	1-0	1	0	0	0	0	2.2727
1- Edwards J/ 2- Collins M/ 4- Huffman G/ 11- Hoggard A/ 99- McGlockton D/	2	00:27	2	00:27	00:00	1-0	1	0	0	0	0	2.2727
2- Collins M/ 3- Tanner T/ 4- Huffman G/ 11- Hoggard A/ 99- McGlockton D/	2	00:27	2	00:20	00:07	0-3	-3	0	0	0	0	0.0000
1- Edwards J/ 2- Collins M/ 4- Huffman G/ 5- Nickel T/ 11- Hoggard A/	2	00:20	2	00:15	00:04	1-0	1	0	0	0	0	2.2727
1- Edwards J/ 2- Collins M/ 4- Huffman G/ 11- Hoggard A/ 99- McGlockton D/	2	00:15	2	00:15	00:00	1-0	1	0	0	0	0	2.2727
2- Collins M/ 3- Tanner T/ 4- Huffman G/ 11- Hoggard A/ 99- McGlockton D/	2	00:15	2	00:00	00:15	0-2	-2	0	0	0	0	0.0000



**Vanderbilt at LSU**

01/04/25 Maravich Assembly Center, Baton Rouge  
2024-25 Men's Basketball

Officials: Joe Lindsay, Olandis Poole, Garrick Shannon

**LSU**

Lineup	Quarter On	Time On	Quarter Off	Time Off	Time on Court	Score	Score Diff	Reb	Stl	Tov	Ass	PPP
1- Sears J/ 4- Bailey D/ 5- Carter C/ 10- Collins D/ 11- Chest C/	1	20:00	1	15:17	04:43	8-10	-2	2	0	2	1	1.0152
0- Miller V/ 1- Sears J/ 4- Bailey D/ 5- Carter C/ 6- Miller III R/	1	15:17	1	13:19	01:58	4-3	1	1	0	1	0	1.3333
0- Miller V/ 3- Givens III C/ 5- Carter C/ 6- Miller III R/ 20- Fountain D/	1	13:19	1	11:42	01:37	3-5	-2	1	0	1	0	1.0000
0- Miller V/ 3- Givens III C/ 4- Bailey D/ 10- Collins D/ 11- Chest C/	1	11:42	1	09:49	01:53	2-4	-2	1	0	1	0	1.0000
1- Sears J/ 3- Givens III C/ 4- Bailey D/ 10- Collins D/ 11- Chest C/	1	09:49	1	09:13	00:36	0-0	0	2	0	0	0	0.0000
1- Sears J/ 4- Bailey D/ 5- Carter C/ 10- Collins D/ 11- Chest C/	1	09:13	1	07:10	02:03	0-1	-1	3	0	1	0	0.0000
0- Miller V/ 1- Sears J/ 4- Bailey D/ 5- Carter C/ 10- Collins D/	1	07:10	1	04:02	03:08	2-6	-4	2	0	3	1	0.4000
1- Sears J/ 4- Bailey D/ 5- Carter C/ 10- Collins D/ 11- Chest C/	1	04:02	1	02:49	01:13	1-3	-2	0	1	0	0	0.4310
0- Miller V/ 1- Sears J/ 4- Bailey D/ 5- Carter C/ 6- Miller III R/	1	02:49	1	00:39	02:09	4-2	2	2	1	2	0	1.0309
1- Sears J/ 3- Givens III C/ 4- Bailey D/ 5- Carter C/ 6- Miller III R/	1	00:39	2	20:00	00:39	3-0	3	1	0	0	0	2.2727
1- Sears J/ 4- Bailey D/ 5- Carter C/ 10- Collins D/ 11- Chest C/	2	20:00	2	16:43	03:17	8-7	1	2	1	1	0	1.6393
1- Sears J/ 4- Bailey D/ 5- Carter C/ 6- Miller III R/ 11- Chest C/	2	16:43	2	14:42	02:01	5-1	4	2	1	1	1	1.0000
3- Givens III C/ 4- Bailey D/ 5- Carter C/ 6- Miller III R/ 11- Chest C/	2	14:42	2	13:12	01:30	3-5	-2	0	0	0	1	1.5000
0- Miller V/ 1- Sears J/ 3- Givens III C/ 5- Carter C/ 10- Collins D/	2	13:12	2	11:25	01:47	2-3	-1	4	0	1	0	0.5000
1- Sears J/ 3- Givens III C/ 4- Bailey D/ 10- Collins D/ 11- Chest C/	2	11:25	2	11:04	00:21	0-0	0	0	0	0	0	0.0000
3- Givens III C/ 4- Bailey D/ 5- Carter C/ 6- Miller III R/ 11- Chest C/	2	11:04	2	06:45	04:19	10-5	5	3	1	1	0	1.3661
1- Sears J/ 4- Bailey D/ 5- Carter C/ 6- Miller III R/ 11- Chest C/	2	06:45	2	02:49	03:56	8-13	-5	1	1	0	1	1.3889
1- Sears J/ 3- Givens III C/ 4- Bailey D/ 5- Carter C/ 11- Chest C/	2	02:49	2	02:28	00:21	2-1	1	0	0	0	0	2.2727
1- Sears J/ 4- Bailey D/ 5- Carter C/ 6- Miller III R/ 11- Chest C/	2	02:28	2	01:46	00:42	2-3	-1	0	0	0	0	2.2727
1- Sears J/ 3- Givens III C/ 4- Bailey D/ 5- Carter C/ 11- Chest C/	2	01:46	2	00:15	01:30	3-6	-3	0	0	0	0	1.0000
3- Givens III C/ 4- Bailey D/ 5- Carter C/ 6- Miller III R/ 11- Chest C/	2	00:15	2	00:00	00:15	2-2	0	0	0	0	0	2.0000



**Officials:** Joe Lindsay, Olandis Poole, Garrick Shannon

**Vanderbilt**

Lineup	Time	Score	Score Diff	Pts/Min	Reb	Stl	Tov	Ass	PPP
4- Huffman G/ 5- Nickel T/ 11- Hoggard A/ 30- Manon C/ 99- McGlockton D/	05:42	10-9	1	1.7544	3	2	1	2	1.4286
2- Collins M/ 4- Huffman G/ 5- Nickel T/ 11- Hoggard A/ 22- Carey J/	03:25	7-7	0	2.0488	2	1	1	0	1.4000
1- Edwards J/ 3- Tanner T/ 5- Nickel T/ 11- Hoggard A/ 22- Carey J/	02:49	2-7	-5	0.7101	1	2	1	0	0.3333
1- Edwards J/ 2- Collins M/ 4- Huffman G/ 22- Carey J/ 30- Manon C/	02:28	4-4	0	1.6216	0	1	0	0	1.0309
2- Collins M/ 3- Tanner T/ 11- Hoggard A/ 22- Carey J/ 99- McGlockton D/	02:25	5-4	1	2.0690	1	1	1	0	1.1574
1- Edwards J/ 2- Collins M/ 3- Tanner T/ 22- Carey J/ 99- McGlockton D/	02:21	5-5	0	2.1277	1	0	0	1	1.6667
1- Edwards J/ 2- Collins M/ 11- Hoggard A/ 22- Carey J/ 30- Manon C/	02:17	5-6	-1	2.1898	3	1	1	2	1.2500
2- Collins M/ 4- Huffman G/ 5- Nickel T/ 11- Hoggard A/ 99- McGlockton D/	01:57	1-2	-1	0.5128	3	0	0	0	0.3012
1- Edwards J/ 5- Nickel T/ 11- Hoggard A/ 22- Carey J/ 30- Manon C/	01:47	3-2	1	1.6822	4	0	0	1	0.7500
2- Collins M/ 3- Tanner T/ 5- Nickel T/ 11- Hoggard A/ 22- Carey J/	01:40	5-1	4	3.0000	1	0	0	1	2.0492
2- Collins M/ 4- Huffman G/ 11- Hoggard A/ 22- Carey J/ 99- McGlockton D/	01:39	9-4	5	5.4545	3	0	0	1	2.8125
1- Edwards J/ 4- Huffman G/ 5- Nickel T/ 11- Hoggard A/ 99- McGlockton D/	01:30	6-3	3	4.0000	2	0	0	0	1.5000
2- Collins M/ 3- Tanner T/ 4- Huffman G/ 22- Carey J/ 99- McGlockton D/	01:30	4-1	3	2.6667	2	0	0	0	2.1277
1- Edwards J/ 2- Collins M/ 4- Huffman G/ 11- Hoggard A/ 22- Carey J/	01:17	4-0	4	3.1169	4	0	0	2	2.0000
1- Edwards J/ 2- Collins M/ 11- Hoggard A/ 22- Carey J/ 99- McGlockton D/	01:06	0-0	0	0.0000	3	0	1	0	0.0000
3- Tanner T/ 4- Huffman G/ 5- Nickel T/ 11- Hoggard A/ 22- Carey J/	01:05	0-0	0	0.0000	1	0	0	0	0.0000
2- Collins M/ 4- Huffman G/ 11- Hoggard A/ 22- Carey J/ 30- Manon C/	00:48	4-0	4	5.0000	0	2	0	1	1.3333
1- Edwards J/ 4- Huffman G/ 5- Nickel T/ 22- Carey J/ 30- Manon C/	00:48	1-4	-3	1.2500	0	0	1	0	0.6944
2- Collins M/ 3- Tanner T/ 4- Huffman G/ 30- Manon C/ 99- McGlockton D/	00:45	1-4	-3	1.3333	0	0	0	0	1.1364
1- Edwards J/ 2- Collins M/ 3- Tanner T/ 5- Nickel T/ 99- McGlockton D/	00:42	0-4	-4	0.0000	0	0	0	0	0.0000
2- Collins M/ 3- Tanner T/ 4- Huffman G/ 5- Nickel T/ 22- Carey J/	00:25	0-0	0	0.0000	1	0	1	0	0.0000
2- Collins M/ 3- Tanner T/ 4- Huffman G/ 11- Hoggard A/ 99- McGlockton D/	00:22	0-5	-5	0.0000	0	0	0	0	0.0000
3- Tanner T/ 4- Huffman G/ 5- Nickel T/ 11- Hoggard A/ 99- McGlockton D/	00:22	0-0	0	0.0000	1	0	0	0	0.0000
1- Edwards J/ 2- Collins M/ 5- Nickel T/ 11- Hoggard A/ 99- McGlockton D/	00:22	0-0	0	0.0000	1	0	1	0	0.0000
3- Tanner T/ 5- Nickel T/ 11- Hoggard A/ 22- Carey J/ 99- McGlockton D/	00:21	0-0	0	0.0000	0	0	0	0	0.0000
1- Edwards J/ 2- Collins M/ 4- Huffman G/ 5- Nickel T/ 11- Hoggard A/	00:06	2-0	2	18.4615	0	0	0	0	2.2727
1- Edwards J/ 2- Collins M/ 4- Huffman G/ 11- Hoggard A/ 99- McGlockton D/	00:00	2-0	2	∞	0	0	0	0	2.2727



**Officials:** Joe Lindsay, Olandis Poole, Garrick Shannon

**LSU**

Lineup	Time	Score	Score Diff	Pts/Min	Reb	Stl	Tov	Ass	PPP
1- Sears J/ 4- Bailey D/ 5- Carter C/ 10- Collins D/ 11- Chest C/	11:16	17-21	-4	1.5089	7	2	4	1	0.8910
1- Sears J/ 4- Bailey D/ 5- Carter C/ 6- Miller III R/ 11- Chest C/	06:39	15-17	-2	2.2556	3	2	1	2	1.2887
3- Givens III C/ 4- Bailey D/ 5- Carter C/ 6- Miller III R/ 11- Chest C/	06:04	15-12	3	2.4705	3	1	1	1	1.4535
0- Miller V/ 1- Sears J/ 4- Bailey D/ 5- Carter C/ 6- Miller III R/	04:07	8-5	3	1.9363	3	1	3	0	1.1628
0- Miller V/ 1- Sears J/ 4- Bailey D/ 5- Carter C/ 10- Collins D/	03:08	2-6	-4	0.6383	2	0	3	1	0.4000
0- Miller V/ 3- Givens III C/ 4- Bailey D/ 10- Collins D/ 11- Chest C/	01:53	2-4	-2	1.0619	1	0	1	0	1.0000
1- Sears J/ 3- Givens III C/ 4- Bailey D/ 5- Carter C/ 11- Chest C/	01:51	5-7	-2	2.6858	0	0	0	0	1.2887
0- Miller V/ 1- Sears J/ 3- Givens III C/ 5- Carter C/ 10- Collins D/	01:47	2-3	-1	1.1215	4	0	1	0	0.5000
0- Miller V/ 3- Givens III C/ 5- Carter C/ 6- Miller III R/ 20- Fountain D/	01:37	3-5	-2	1.8557	1	0	1	0	1.0000
1- Sears J/ 3- Givens III C/ 4- Bailey D/ 10- Collins D/ 11- Chest C/	00:57	0-0	0	0.0000	2	0	0	0	0.0000
1- Sears J/ 3- Givens III C/ 4- Bailey D/ 5- Carter C/ 6- Miller III R/	00:39	3-0	3	4.6036	1	0	0	0	2.2727