



#23/23

## VANDERBILT

WOMEN'S BASKETBALL

2024-25 GAME NOTES • GAME 22 • at FLORIDA

## 2024-25 SCHEDULE

Overall: 17-4 | SEC: 4-3

Home: 12-1 | Away: 4-2 | Neutral: 1-1

NET Ranking: 18 | Streak: W-3

## NOVEMBER (7-1)

4	Lipscomb	Win	102-50
8	Austin Peay	Win	93-37
14	at South Florida	Win	62-49
17	Butler	Win	81-52
20	Hampton	Win	94-45
22	Samford	Win	104-59
26	vs. Arizona <sup>^</sup>	Win	71-60
27	vs. (RV/RV) Michigan State <sup>^</sup>	Loss	70-78

## DECEMBER (6-0)

1	Appalachian State	Win	94-40
4	at Miami <sup>#</sup>	Win	88-70
14	Evansville	Win	106-40
19	at Dayton	Win	80-66
21	West Georgia	Win	103-68
29	Alabama A&M	Win	93-64

## JANUARY (4-3)

2	Georgia*	Win	108-82
5	#16/16 Kentucky*	Loss	78-96
9	at (RV/RV) Ole Miss*	Loss	59-87
11	at #5/4 LSU*	Loss	77-83
19	#15/15 Tennessee*	Win	71-70
23	Arkansas*	Win	101-60
26	at #19/19 Alabama*	Win	66-64
30	at Florida*	6 p.m.	SEC Network+

## FEBRUARY (0-0)

2	Ole Miss*	2 p.m.	SEC Network+
6	at Texas*	8 p.m.	SEC Network
13	Mississippi State*	8 p.m.	SEC Network
16	at Auburn*	3 p.m.	SEC Network
20	at Oklahoma*	6 p.m.	SEC Network+
23	South Carolina*	2 p.m.	SEC Network+
27	Texas A&M*	6:30 p.m.	SEC Network+

## MARCH (0-0)

2	at Missouri*	2 p.m.	SEC Network+
6-9	SEC Tournament	TBD	TBD

All times Central • Home games in bold • Neutral games in italics

\*SEC game • ^Acricure Classic (Palm Springs, Calif.) • #SEC/ACC Challenge • %SEC Tournament

Rankings: AP/Coaches • All games times and dates are subject to change

## GAME 22

#23/23 VANDERBILT (14-3, 1-2 SEC)  
at FLORIDA (18-0, 3-0 SEC)THURSDAY, JAN. 30  
6 p.m. CT

GAINESVILLE, FLA.

Exactech Arena at Stephen O'Connell Center (10,500)



SEC NETWORK+

Kyle Crooks (Play-By-Play) • Brittany Davis (Analyst)



94.9 THE FAN

Vanderbilt Athletics App • Jake Lyman

## STARTING FIVE

>> The Dores head to Florida ranked in both major women's college basketball polls for the first time in over a decade. Vanderbilt broke into the Associated Press Top 25 for the first time since the 2013-14 season, coming in at No. 23 this week. The Commodores also checked in at No. 23 in the USA Today/WBCA Coaches Poll, marking the second-straight season the Dores have been featured in the Coaches Poll. This week's rankings mark the first time Vanderbilt has been in both polls since Feb. 18, 2014.

>> Vandy is riding a three-game winning streak coming into Exactech Arena. It is the first time that the Commodores have rolled off three-consecutive SEC wins since ending the 2023-24 regular season with three conference wins in a row. Overall, the Dores are 17-4 on the year and 4-3 in SEC play.

>> The No. 23-ranked Commodores are 4-2 in true road games this season. Vandy is coming off a 66-64 win at No. 19 Alabama. It was Vanderbilt's first win over a ranked team since Feb. 28, 2016, when the Dores won at No. 24 Missouri, 71-69. Mikayla Blakes scored a team-high 33 points in the victory over the Crimson Tide to set the Vanderbilt freshman record for most points scored in a road game.

>> Vanderbilt and Florida will meet for the 65th time on Thursday. The Commodores hold the 35-29 edge in the all-time series. The two split a pair of matchups last season, with Vandy claiming a 63-57 win in Memorial Gym during the regular season before Florida upset the Commodores, 62-59, in the second round of the 2024 SEC Women's Basketball Tournament. Vanderbilt is 2-3 against the Gators under head coach Shea Ralph.

>> Vanderbilt is 13-14 vs. Florida in Gainesville. The last time the Commodores posted a victory over the Gators at the Exactech Arena came on Feb. 19, 2015, with a 76-75 win in overtime.



## TEAM COMPARISON

17-4	Overall Record	11-10
4-3	SEC Record	2-5
85.8	Points Per Game	76.6
62.9	Opp. Per Game	67.3
45.8	Field Goal Pct.	47.2
41.3	Opp. Field Goal Pct.	39.7
32.5	3-Point Pct.	33.5
29.6	Opp. 3-Point Pct.	30.5
77.6	Free Throw Pct.	71.5
40.6	Rebounds Per Game	40.2
+5.1	Rebounding Margin	+7.0
17.4	Assists Per Game	14.7
13.5	Turnovers Per Game	17.1
12.8	Steals Per Game	7.8
3.0	Blocks Per Game	4.1

## SERIES HISTORY

Games:	64
Vanderbilt Series Record:	35-29
Games in Nashville:	18-10
Games in Gainesville:	13-14
Neutral Site Games:	4-5
First Meeting:	Jan. 4, 1979 in Starkville, Miss., Vanderbilt, 76-66
Last Meeting:	March 7, 2024 in Greenville, S.C., Florida, 59-62
Last Vandy Win:	Jan. 7, 2024 in Nashville, 63-57
Last Vandy Loss:	March 7, 2024 in Greenville, S.C., 59-62
Last Home Win:	Jan. 7, 2024, 63-57
Last Road Win:	Feb. 19, 2015, 76-75 (OT)
Last Neutral Win:	March 2, 2007 in Duluth, Ga., 105-77
Last Home Loss:	March 3, 2019, 66-78
Last Road Loss:	Jan. 22, 2023, 55-73
Last Neutral Loss:	March 7, 2024 in Greenville, S.C., 59-62
vs. Alabama under Ralph:	2-3
Current Vanderbilt Streak:	L-1

## LAST FIVE GAMES

Date	Location	Vandy Result	Score
03.07.24	Greenville, S.C.	Loss	59-62
01.07.24	Nashville	Win	63-57
01.22.23	Gainesville	Loss	55-73
03.03.22	Bridgestone Arena	Loss	43-52
02.24.22	Nashville	Win	63-59

## PROJECTED STARTERS



1

MIKAYLA BLAKES

G • 5-8 • Fr.  
Somerset, N.J.  
Rutgers Prep HSPoints • 21.0  
FG% • 45.5  
3PPFG% • 32.2  
Boards • 3.1  
Assists • 3.1  
Steals • 2.4

10

JANE NWABA

G • 5-10 • Gr.  
Carlson, Calif.  
PepperdinePoints • 5.7  
FG% • 49.4  
3PPFG% • 40.6  
Boards • 2.5  
Assists • 1.0  
Ast/TO • 1.5

11

JORDYN OLIVER

G • 5-10 • Gr.  
Prosper, Texas  
Duke • BaylorPoints • 3.8  
FG% • 45.6  
FT% • 88.9  
Boards • 5.3  
Assists • 3.9  
Ast/TO • 2.9

12

KHAMIL PIERRE

F • 6-2 • So.  
Phoenix, Ariz.  
Perry HSPoints • 21.7  
FG% • 53.9  
FT% • 69.6  
Boards • 10.3  
Assists • 2.2  
Steals • 3.2

23

IYANA MOORE

G • 5-8 • Sr.  
Milwaukee, Wis.  
Blackman HSPoints • 13.6  
FG% • 38.4  
FT% • 80.9  
3PPFG% • 36.2  
3PPFG PG • 2.5  
Assists • 2.5



# ROSTER BREAKDOWN

## CLASS

**GRADUATE (3):** Leilani Kapinus, Jane Nwaba, Jordyn Oliver

**SENIOR (2):** Iyana Moore, Sacha Washington

**JUNIOR (2):** Jada Brown, Justine Pissott

**SOPHOMORE (4):** Madison Greene, Aga Makurat, Aiyana Mitchell, Khamil Pierre

**FRESHMAN (2):** Mikayla Blakes, Trinity Wilson, Monique Williams\*

## POSITION

**FORWARD (6):** Aiyana Mitchell, Jane Nwaba, Khamil Pierre, Justine Pissott, Sacha Washington, Trinity Wilson, Monique Williams\*

**GUARD (8):** Mikayla Blakes, Jada Brown, Madison Greene, Leilani Kapinus, Aga Makurat, Iyana Moore, Jordyn Oliver, Justine Pissott

## HOME STATE/COUNTRY

**NEW JERSEY (2):** Mikayla Blakes, Justine Pissott

**WISCONSIN (2):** Leilani Kapinus, Iyana Moore

**CALIFORNIA (1):** Jane Nwaba

**GEORGIA (1):** Sacha Washington

**ARIZONA (1):** Khamil Pierre

**ARKANSAS (1):** Jada Brown

**AUSTRALIA (1):** Monique Williams\*

**COLORADO (1):** Aiyana Mitchell

**MINNESOTA (1):** Trinity Wilson

**OHIO (1):** Madison Greene

**POLAND (1):** Aga Makurat

**TEXAS (1):** Jordyn Oliver

\*Early enrollee, will begin collegiate career in '25-26

## COACHES & STAFF

**HEAD COACH:** SHEA RALPH • 4TH SEASON

**ASSOCIATE HEAD COACH:** TOM GARRICK • 4TH SEASON

**ASSISTANT COACH:** ASHLEY EARLEY • 4TH SEASON

**ASSISTANT COACH:** KEVIN DEMILLE • 4TH SEASON

**AST. COACH/AST. DIR. OF OPS:** ERIC MUNDINGER • 3RD SEASON

**CHIEF OF STAFF/EXECUTIVE DIR. OF OPS:** CHRIS BRANN • 4TH SEASON

**DIR. OF INTERNAL OPS./ON-CAMPUS RECRUITING COORD.:** KOKO NELSON • 4TH SEASON

**DIR. OF STRENGTH & CONDITIONING:** JENA READY • 1ST SEASON

**SENIOR ASSO. ATHLETIC TRAINER:** ALLISON SHEPHERD • 4TH SEASON

**DIR. OF CREATIVE CONTENT:** LEAH DUSTERHOFT • 4TH SEASON

**DIR. OF SPECIAL PROJECTS & ATHLETIC CULTURE:** YVONNE HAWKINS • 1ST SEASON

**DIR. OF PLAYER ENGAGEMENT & INFLUENCE:** AUDREY MONTGOMERY • 1ST SEASON

**VIDEO COORDINATOR:** JT OREM • 1ST SEASON

**SPORTS INFORMATION DIRECTOR:** CHRIS CASKEY • 2ND SEASON



FRONT ROW (L-R) MADISON GREENE, LEILANI KAPINUS, JORDYN OLIVER, IYANA MOORE, JADA BROWN, MIKAYLA BLAKES  
BACK ROW (L-R) SACHA WASHINGTON, KHAMIL PIERRE, AGA MAKURAT, AIYANA MITCHELL, JUSTINE PISSOTT, TRINITY WILSON, JANE NWABA

## 2024-25 ROSTER

No.	Name	POS	HT	YR	EXP	Hometown (Previous School)
1	Mikayla Blakes	G	5-8	Fr.	HS	Somerset, N.J. (Rutgers Prep)
2	Jada Brown	G	5-8	Jr.	2V	Bentonville, Ark. (Bentonville HS)
4	Madison Greene	G	5-6	So.	1V	Columbus, Ohio (Pickerington Central HS)
5	Leilani Kapinus	G	5-10	Gr.	TR	Madison, Wis. (Penn State)
10	Jane Nwaba	F	5-10	Gr.	TR	Carson, Calif. (Pepperdine)
11	Jordyn Oliver	G	5-10	Gr.	1V	Prosper, Texas (Duke)
12	Khamil Pierre	F	6-2	So.	1V	Phoenix, Ariz. (Perry HS)
13	Justine Pissott	G/F	6-4	Jr.	1V	Toms River, N.J. (Tennessee)
14	Aiyana Mitchell	F	6-4	So.	1V	Colorado Springs, Colo. (Fountain-Fort Carson HS)
23	Iyana Moore	G	5-8	Sr.	2V	Milwaukee, Wis. (Blackman HS)
24	Aga Makurat	G	6-2	So.	1V	Sierakowice, Poland (Sopocka Akademia Tenisowa)
30	Trinity Wilson	F	6-3	Fr.	HS	Lakeville, Minn. (Lakeville North HS)
35	Sacha Washington	F	6-2	Sr.	3V	Lawrenceville, Ga. (Collins Hill HS)
- -	Monique Williams*	F	6-3	Fr.	HS	Perth, Australia (Willeton Senior HS)

\*Early enrollee, will begin collegiate career in '25-26

## COACHING STAFF

**HEAD COACH:** Shea Ralph - 4th Season - UConn '01

**ASSOCIATE HEAD COACH:** Tom Garrick - 4th Season - Rhode Island '88

**ASSISTANT COACH:** Ashley Earley - 4th Season - Vanderbilt '05

**ASSISTANT COACH:** Kevin DeMille - 4th Season - UConn '13

**ASSISTANT COACH/AST. DIRECTOR OF OPERATIONS:** Eric Munding - 3rd Season - Memphis '20

## PRONUNCIATION

**JADA BROWN:** (Jay-Duh)

**LEILANI KAPINUS:** (LAY-lawn-EE, Cap-n-IS)

**AGA MAKURAT:** (Ah-gah, Mock-ew-Rah)

**AIYANA MITCHELL:** (Eye-on-Uh)

**IYANA MOORE:** (Eye-on-Uh)

**JANE NWABA:** (Wah-Buh)

**KHAMIL PIERRE:** (KAH-Meel, Pea-Air)

**JUSTINE PISSOTT:** (Jus-TEEN, Pih-SOT)

**SACHA WASHINGTON:** (Sah-SHUH)

**MONIQUE WILLIAMS:** (Moh-NEEK)

## SEC STANDINGS (AS OF JAN. 28, 2025)

Team	SEC	Record	Streak
2/2 South Carolina	8-0	20-1	W-15
7/4 LSU	6-1	21-1	W-1
5/7 Texas	6-1	20-2	W-4
12/11 Kentucky	6-1	17-2	W-1
<b>23/23 Vanderbilt</b>	<b>4-3</b>	<b>17-4</b>	<b>W-3</b>
22/19 Alabama	4-3	17-4	L-1
Ole Miss	4-3	13-6	L-1
13/15 Oklahoma	4-3	16-4	W-1
Texas A&M	3-4	10-9	L-1
18/17 Tennessee	3-5	15-5	L-3
Mississippi State	3-5	16-6	L-1
Florida	2-5	11-10	L-3
Auburn	2-6	11-10	W-1
Georgia	1-6	9-12	L-4
Missouri	1-6	12-10	W-1
Arkansas	1-6	8-14	L-4

## POLLS

### Associated Press Top 25 as of Jan. 27

- |                        |                       |
|------------------------|-----------------------|
| 1) UCLA (31)           | 14) Maryland          |
| 2) South Carolina* (1) | 15) North Carolina    |
| 3) Notre Dame          | 16) Michigan State    |
| 4) Southern Cal        | 17) NC State          |
| 5) Texas*              | 18) Tennessee*        |
| 6) UConn               | 19) California        |
| 7) LSU*                | 20) Georgia Tech      |
| 8) Ohio State          | 21) West Virginia     |
| 9) TCU                 | 22) Alabama*          |
| 10) Duke               | 23) <b>VANDERBILT</b> |
| 11) Kansas State       | 24) Oklahoma State    |
| 12) Kentucky*          | 25) Florida State     |
| 13) Oklahoma*          | *Vanderbilt Opponent  |

**Received Votes:** Michigan, Nebraska, Minnesota, Creighton, Baylor, Utah, OleMiss\*, Harvard, South Dakota State

### USA Today/WBCA Coaches Top 25 as of Jan. 28

- |                        |                       |
|------------------------|-----------------------|
| 1) UCLA (30)           | 14) Maryland          |
| 2) South Carolina* (1) | 15) North Carolina    |
| 3) Notre Dame          | 16) NC State          |
| 4) Southern Cal        | 17) Michigan State*   |
| 5) LSU*                | 18) California        |
| 6) UConn               | 19) Tennessee*        |
| 7) Texas*              | 20) West Virginia     |
| 8) Ohio State          | 21) Georgia Tech      |
| 9) TCU                 | 22) Alabama*          |
| 10) Duke               | 23) <b>VANDERBILT</b> |
| 11) Kansas State       | 24) Florida State     |
| 12) Oklahoma*          | 25) Oklahoma State    |
| 13) Kentucky*          | *Vanderbilt Opponent  |

**Received Votes:** South Dakota State, Baylor, Creighton, Minnesota, Nebraska, Utah, Louisville, Michigan, Virginia Tech, Richmond, FGCU, George Mason, Norfolk State



## TV/RADIO ROSTER



**1 Mikayla Blakes**  
G // 5-8 // Fr.  
Somerset, N.J.  
Rutgers Prep HS



**2 Jada Brown**  
G // 5-8 // Jr.  
Bentonville, Ark.  
Bentonville HS



**4 Madison Greene**  
G // 5-6 // So.  
Columbus, Ohio  
Pickerington Central HS



**5 Leilani Kapinus**  
G // 5-10 // Gr.  
Madison, Wis.  
Penn State  
James Madison Memorial HS



**10 Jane Nwaba**  
F // 5-10 // Gr.  
Carson, Calif.  
Pepperdine  
Palisades Charter HS



**11 Jordyn Oliver**  
G // 5-10 // Gr.  
Prosper, Texas  
Duke // Baylor  
Prosper HS




**12 Khamil Pierre**  
F // 6-2 // So.  
Phoenix, Ariz.  
Perry HS



**13 Justine Pissott**  
G/F // 6-4 // Jr.  
Toms River, N.J.  
Tennessee  
Red Bank Catholic HS



**14 Aiyana Mitchell**  
F // 6-4 // So.  
Colorado Springs, Colo.  
Fountain-Fort Carson HS



**23 Iyana Moore**  
G // 5-8 // Sr.  
Milwaukee, Wis.  
Blackman HS



**24 Aga Makurat**  
G // 6-2 // So.  
Sierakowice, Poland  
Sopocka Akademia  
Tenisowa



**30 Trinity Wilson**  
F // 6-3 // Fr.  
Lakeville, Minn.  
Lakeville North HS



**35 Sacha Washington**  
F // 6-2 // Sr.  
Lawrenceville, Ga.  
Lawrenceville HS



**— Monique Williams**  
F // 6-3 // Fr.  
Perth, Australia  
Willeton Senior HS

## COACHING STAFF




**Shea Ralph**  
Head Coach  
4th Season




**Tom Garrick**  
Associate  
Head Coach  
4th Season



**Ashley Earley**  
Assistant Coach  
4th Season



**Kevin DeMille**  
Assistant Coach  
4th Season



**Eric Munding**  
Assistant Coach  
3rd Season





## VANDERBILT WBB QUICK FACTS

HOME ARENA: MEMORIAL GYMNASIUM (14,316)  
2023-24 RECORD: 23-10  
2023-24 SEC RECORD: 9-7  
POSTSEASON: 1-1 (NCAA FIRST ROUND)  
LETTERWINNERS RETURNING/LOST: 9/4  
STARTERS RETURNING/LOST: 5/1  
NEWCOMERS: 4

## THE UNIVERSITY

LOCATION: NASHVILLE, TENN.  
AFFILIATION: NCAA DIVISION I  
CONFERENCE: SOUTHEASTERN (SEC)  
MASCOT: COMMODORES  
COLORS: BLACK & GOLD  
CHANCELLOR: DANIEL DIERMEIER  
DIRECTOR OF ATHLETICS: CANDICE STOREY LEE  
FACULTY ATHLETICS REP: TRACE WILGUS

## PROGRAM HISTORY

ALL-TIME RECORD: 902-548 (.622)  
ALL-TIME SEC RECORD: 267-276 (.492)  
ALL-TIME SEC TOURNAMENT RECORD: 49-38 (.563)  
SEC TOURNAMENT TITLES: 6 ('93, '95, '02, '04, '07, '09)  
NCAA TOURNAMENT APPEARANCES: 28  
NCAA TOURNAMENT RECORD: 40-28 (.588)  
LAST NCAA TOURNAMENT APPEARANCE: 2024  
LAST POSTSEASON APPEARANCE: 2024 (NCAA)

## SOCIAL MEDIA

FACEBOOK: /VANDYWBB  
INSTAGRAM: @VANDYWBB  
X/TWITTER: @VANDYWBB  
WEBSITE: VUCOMMODORES.COM

## ATHLETIC COMMUNICATIONS

VANDERBILT WOMEN'S BASKETBALL SID: CHRIS CASKEY, 2ND SEASON  
EMAIL: CHRIS.CASKEY@VANDERBILT.EDU  
PHONE NUMBER: 606-207-7481  
ASSOCIATE ATHLETIC DIRECTOR: BRIAN FREMUND



## DORE NOTES

### GAME COVERAGE

Thursday's contest at Florida airs live on SEC Network+ with Kyle Crooks and Brittany Davis calling the action. Fans can listen to Jake Lyman locally on 94.9 The Fan and the Vanderbilt Commodores app outside of Nashville. Fans can also follow along via live stats.

### NET RANKING

Vanderbilt enters Thursday holding a NET ranking of 18. The Commodores came in at No. 7 in the first NET ranking of the 2024-25 season, the highest NET ranking in program history. The NET is an evaluation tool the NCAA Tournament Selection Committee uses to determine seeding and at-large bids.

### NCAA TEAM OF THE WEEK

Vanderbilt was selected as the NCAA Team of the Week after breaking into the Associated Press Women's College Basketball Top 25 Poll for the first time in over a decade. Vandy went 2-0 last week in a pair of SEC games that put them back over .500 in league play at 4-3. The Dores collected a 101-60 win over Arkansas last Thursday to set the school record for most 100-point games in a season with six. The Dores then went on the road to knock off No. 19-ranked Alabama on the road, 66-64, to post their first road win over a ranked team since the 2015-16 season.

### MIKAYLA WINS NATIONAL FRESHMAN OF THE WEEK...AGAIN!?!?

Vanderbilt's first-year standout guard Mikayla Blakes was named the USBWA Tamika Catchings National Freshman of the Week for the second-straight time. She is the first player to win the award twice this season.

Blakes averaged 28.5 points, 3.5 rebounds, 2.0 assists, and 2.0 steals to help Vanderbilt collect wins over Arkansas (101-61) and No. 19 Alabama (66-64). The guard registered back-to-back games with 20 or more points, extending her scoring streak to seven games. The guard also was named National Freshman of the Week by the USBWA on Jan. 21, where she shared the honor with Nebraska's Britt Prince.

### BLAKES WINS FOURTH SEC FRESHMAN OF THE WEEK AWARD

Mikayla Blakes was named SEC Co-Freshman of the Week for the fourth time this season on Jan. 28, sharing the honors with South Carolina's Joyce Edwards. It is a league-high fourth SEC Freshman of the Week selection for Blakes. It is her first SEC weekly award since Dec. 10, when she shared SEC Freshman of the Week with Auburn's Syriah Daniels. Blakes' four SEC frosh award selections are second-most in school history, as Khamil Pierre captured the weekly honor program-best five times last season.

### SCORING STREAKS

Two Dores enter Thursday's contest on elongated double-digit scoring streaks. Sophomore Khamil Pierre has registered 10-plus points in 23-straight games, while freshman Mikayla Blakes has tallied double-figure points in seven-straight contests.

Pierre's 23-game streak is the longest for a Commodore since 2006-07 when Carla Thomas registered double-digit points in 29-straight games. Pierre's streak is also the fourth-longest double-digit scoring streak by a Dore since 1999-00.

### PIERRE'S ELITE NUMBERS

Sophomore Khamil Pierre currently ranks third all in NCAA Division I in field goals made with 181 and fourth in double-doubles with 12. The 6-2 forward ranks in the top 15 nationally in seven categories. She is the only NCAA Division I player placed in the top 10 in scoring (8th: 21.7 ppg) and steals per game (10th; 3.20) and she is the lone player in the country to average over 21.0 points and 10.0 rebounds per game this season.

### BLAKES' CASE FOR NATIONAL FRESHMAN OF THE YEAR

Freshman guard Mikayla Blakes is making a strong case for national freshman of the year consideration. The 5-8 guard leads all NCAA Division I freshmen in scoring (21.0 ppg), points scored (440), and field goals made (151).

Blakes ranks in the top five among freshmen nationally in steals (3rd; 51), steals per game (4th, 2.47), free throw percentage (4th, 85.7%), and made 3-point field goals (5th, 48). She has scored 20-plus points in 13 games this season which leads all NCAA freshmen, and she is the only frosh nationally to score 33-plus points in multiple games this season.

Blakes' school freshman record of 36 points vs. Georgia are the most points scored by an NCAA freshman this season, while her 33 points at Alabama is tied for the second-most by a frosh in the nation.





## DORE NOTES

### STEPPING UP IN SEC PLAY

Similar to last season, senior Iyana Moore has elevated her level of play against SEC foes. In league games, Moore is averaging 16.1 points per game, an increase of 2.3 points compared to her season-scoring average of 13.6 points. The guard has scored registered double-digit points in all but one SEC game Vanderbilt has played this season, which includes a season-best 23-point performance at LSU on Jan. 13.

### PICKING UP MULTIPLE RANKED WINS

Vanderbilt picked up its second win over a ranked team this season in a 66-64 win at No. 19 Alabama on Jan. 26. The Commodores previously knocked off No. 15/15-ranked Tennessee, 71-70, at Memorial Gym on Jan. 21.

The last time the Commodores knocked off multiple top-25 teams in the same season came during the 2015-16 campaign. Vanderbilt won at No. 12/12 Kentucky, 71-69, and at No. 24/24 Missouri, 56-52, that season. The win at No. 24-ranked Missouri on Feb. 28, 2016 was also the last time Vanderbilt collected a win over a ranked team on the road.

### BREAKING THE CENTURY MARK

Vanderbilt scored 100-plus points for the sixth time this season in the 101-60 win over Arkansas on Jan. 23. The six games scoring 100 or more points sets the program record for most 100-point games collected in a single season. It is also the first time in school history that the Commodores have scored 100-plus points in two SEC games in the same season.

Vandy has previously registered a 102-50 win over Lipscomb in the season opener on Nov. 4 and on Nov. 22 in a 104-59 win over Samford. More recently, the Dores scored a 106-40 win over Evansville on Dec. 14 and a 108-82 win over Georgia on Jan. 2.

### WINNING BIG

Vanderbilt holds the 14th-best margin of victory in the nation coming into the week. The Commodores are beating teams by an average of 22.9 points per game this season. Vandy has posted seven wins of 40-plus points during the 2024-25 season.

## 2024-25 GAME-BY-GAME STARTERS

Team	G	G	G	F	F	Result
Lipscomb	Blakes	Moore	Oliver	Nwaba	Pierre	W, 102-50
Austin Peay	Blakes	Moore	Oliver	Nwaba	Pierre	W, 93-37
at South Florida	Blakes	Greene	Oliver	Nwaba	Pierre	W, 62-49
Butler	Blakes	Greene	Oliver	Nwaba	Pierre	W, 81-52
Hampton	Blakes	Moore	Oliver	Nwaba	Pierre	W, 94-46
Samford	Blakes	Moore	Oliver	Nwaba	Pierre	W, 104-59
vs. Arizona	Blakes	Greene	Moore	Oliver	Pierre	W, 71-60
vs. Michigan State	Blakes	Greene	Moore	Oliver	Pierre	L, 78-70
Appalachian State	Blakes	Moore	Oliver	Nwaba	Mitchell	W, 94-40
at Miami	Blakes	Moore	Oliver	Nwaba	Pierre	W, 88-70
Evansville	Blakes	Moore	Oliver	Nwaba	Pierre	W, 106-40
at Dayton	Blakes	Moore	Oliver	Nwaba	Pierre	W, 80-66
West Georgia	Blakes	Moore	Oliver	Nwaba	Pierre	W, 103-68
Alabama A&M	Blakes	Moore	Oliver	Nwaba	Pierre	W, 93-64
Georgia	Blakes	Moore	Oliver	Nwaba	Pierre	W, 108-82
Kentucky	Blakes	Moore	Oliver	Nwaba	Pierre	L, 78-96
at Ole Miss	Blakes	Moore	Oliver	Nwaba	Pierre	L, 59-87
at LSU	Blakes	Moore	Oliver	Nwaba	Pierre	L, 77-83
Tennessee	Blakes	Moore	Oliver	Nwaba	Pierre	W, 71-70
Arkansas	Blakes	Moore	Oliver	Nwaba	Pierre	W, 101-60
at Alabama	Blakes	Moore	Oliver	Nwaba	Pierre	W, 66-64

### LINEUP RECORDS

Blakes/Moore/Oliver/Nwaba/Pierre	12-3
Blakes/Greene/Oliver/Nwaba/Pierre	2-0
Blakes/Moore/Oliver/Nwaba/Pierre	1-0
Blakes/Moore/Oliver/Nwaba/Mitchell	1-0
Blakes/Greene/Moore/Oliver/Pierre	1-1

## STAT SUPERLATIVES

### MOST GAMES PLAYED

134, JORDYN OLIVER\*

### MOST GAMES PLAYED AT VANDY

99, SACHA WASHINGTON

### MOST GAMES STARTED

94, LEILANI KAPINUS\*

### MOST GAMES STARTED AT VANDY

76, SACHA WASHINGTON

### MOST CONSECUTIVE GAMES PLAYED

40, JORDYN OLIVER

### MOST CONSECUTIVE GAMES STARTED

21, MIKAYLA BLAKES/JORDYN OLIVER

### GAMES W/ DOUBLE-DIGIT POINTS

	2024-25 CAREER	
KHAMIL PIERRE	20	34
MIKAYLA BLAKES	20	20
IYANA MOORE	16	60
MADISON GREENE	9	12
LEILANI KAPINUS*	3	62
JANE NWABA*	3	39
AIYANA MITCHELL	2	2
JORDYN OLIVER*	1	11
AGA MAKURAT	1	4
SACHA WASHINGTON	--	50
JUSTINE PISSOTT*	--	8
JADA BROWN	--	2

### 20-PLUS POINT GAMES

	2024-25 CAREER	
MIKAYLA BLAKES	13	13
KHAMIL PIERRE	12	13
IYANA MOORE	1	14
MADISON GREENE	1	1
SACHA WASHINGTON	--	6
LEILANI KAPINUS*	--	6
JANE NWABA*	--	1

### 30-PLUS POINT GAMES

	2024-25 CAREER	
MIKAYLA BLAKES	2	2
KHAMIL PIERRE	1	1
IYANA MOORE	--	2
SACHA WASHINGTON	--	1

### 40-PLUS POINT GAMES

	2024-25 CAREER	
KHAMIL PIERRE	1	1

### GAMES W/ DOUBLE-DIGIT REBOUNDS

	2024-25 CAREER	
KHAMIL PIERRE	12	16
LEILANI KAPINUS*	2	16
JORDYN OLIVER*	1	4
SACHA WASHINGTON	--	27
JANE NWABA*	--	14

### DOUBLE-DOUBLES

	2024-25 CAREER	
KHAMIL PIERRE	12	16
LEILANI KAPINUS*	2	14
JORDYN OLIVER*	1	4
SACHA WASHINGTON	--	22
JANE NWABA*	--	11

### CURRENT DOUBLE-DIGIT SCORING STREAK

23, KHAMIL PIERRE

### CONSECUTIVE GAMES W/ MADE 3-POINTER

3, MIKAYLA BLAKES

### CONSECUTIVE GAMES W/ AN ASSIST

21, MIKAYLA BLAKES

### CONSECUTIVE GAMES W/ A STEAL

5, JANE NWABA

### CONSECUTIVE GAMES W/ A BLOCK

3, LEILANI KAPINUS

\* STARTED COLLEGIATE CAREER AT ANOTHER SCHOOL





## PLAYER QUICK NOTES



### 24 • AGA MAKURAT

G • 6-2 • So. • Sierakowice, Poland (Sopocka Akademia Tenisowa)  
Human & Organizational Development • (AH-Gah MOCK-ew-RAH)

	GP-GS	MIN/G	FG%	3FG%	FT%	R/G	A/G	STL	BLK	PTS/G
24-25	11-0	12.0	28.6	23.7	1.000	2.5	0.9	0.3	0.5	3.5
CAREER	44-3	13.7	32.6	29.7	80.0	1.7	0.7	0.3	0.4	3.8

- Scored a season-high 10 pts vs. App State
- Appeared in 44 games and made three starts at Vanderbilt
- Shot 32.2% from behind the arc in '23-24
- Led the Commodores in scoring twice in '23-24

#### TOP GAMES

24-25 SEASON	CAREER
PTS 10, Appalachian St. (12/1/24)	PTS 18 (2x), Last: at South Carolina (1/28/24)
REB 5 (2x), Last: West Ga. (12/21/24)	REB 7, at South Carolina (1/28/24)
AST 3, Appalachian St. (12/1/24)	AST 3 (3x), Last: App State (12/1/24)



### 30 • TRINITY WILSON

F • 6-3 • Fr. • Lakeville, Minn. (Lakeville North HS)  
Undeclared

	GP-GS	MIN/G	FG%	3FG%	FT%	R/G	A/G	STL	BLK	PTS/G
24-25	10-0	4.8	38.1	---	33.3	1.4	0.5	0.0	0.2	1.7
CAREER	10-0	4.8	38.1	---	33.3	1.4	0.5	0.0	0.2	1.7

- Scored career-best 6 pts vs. West Ga. on 12.21
- Pulled down 5 reb and scored 2 pts in her debut vs. Lipscomb (11/4/24)
- Ranked the fifth-best player in Minnesota according to PrepGirlsHoops.com
- Collected over 1,000 pts and 1,000 reb during her prep career

#### TOP GAMES

24-25 SEASON	CAREER
PTS 6, West Georgia (12/21/24)	PTS 6, West Georgia (12/21/24)
REB 5 (2x), Last: APSU (11/8/24)	REB 5 (2x), Last: APSU (11/8/24)
AST 1 (5x), Last: AAMU (12/29/24)	AST 1 (4x), Last: West Ga. (12/21/24)



### 35 • SACHA WASHINGTON

F • 6-2 • Sr. • Lawrenceville, Ga. (Collins Hill HS)  
Human & Organizational Development • (Sah-SHUH)

	GP-GS	MIN/G	FG%	3FG%	FT%	R/G	A/G	STL	BLK	PTS/G
24-25	---	---	---	---	---	---	---	---	---	---
CAREER	99-72	24.9	.487	.000	.639	7.3	1.1	1.0	1.1	10.2

- Redshirting during the '24-25
- Cheryl Miller Award Preseason Watchlist
- Appeared in 99 games and made 72 starts in three seasons at Vanderbilt
- Led the team with 8 double-doubles in '23-24
- Led Vandy with 7.9 rpg in '23-24

#### TOP GAMES

24-25 SEASON	CAREER
PTS --	PTS 33, vs. La. Tech (12/03/22)
REB --	REB 17, Fairfield (11/12/23)
AST --	AST 7, Fairfield (11/12/23)



### -- • MONIQUE WILLIAMS

F • 6-3 • Fr. • Perth, Australia (Willeton Senior HS)  
Undeclared • (Moh-NEEK)

	GP-GS	MIN/G	FG%	3FG%	FT%	R/G	A/G	STL	BLK	PTS/G
24-25	---	---	---	---	---	---	---	---	---	---
CAREER	---	---	---	---	---	---	---	---	---	---

- Enrolled after the 2024 Fall semester & will sit out for the rest of '24-25 then begin her Commodore career in '25-26 with four years of eligibility
- Helped Australia win Gold at the FIBA U18 Women's Asia Cup
- Averaged 7.0 pts & 4.0 reb in five games at the FIBA U18 Women's Asia Cup

#### TOP GAMES

24-25 SEASON	CAREER
PTS --	PTS --
REB --	REB --
AST --	AST --



### HC • SHEA RALPH

Fourth Season • UConn '01  
7-Time NCAA National Champion • 2000 NCAA Tournament MOP

- 68-52 overall record through three seasons at Vanderbilt
- Guided Vanderbilt to its first NCAA Tournament bid since the 2014 NCAA Tournament in 2023-24 and posted the Dores' first NCAA Tournament victory since 2013
- Posted the largest win improvement from one season to next in school history during the 2023-24 season, as Vandy's 23 victories marked an 11-win improvement from 2022-23
- Guided Vandy to a school record six SEC road wins in '23-'24
- Five players have earned All-SEC honors under Ralph

#### RALPH COACHING CAREER AT VANDERBILT

SEASON	OVERALL	SEC	SEC FINISH	POSTSEASON
2021-22	16-19	4-12	T-12th	WNIT Sweet 16
2022-23	12-19	3-13	12th	--
2023-24	23-10	9-7	6th	NCAA 1st Rd
2024-25	17-4	4-3	--	--
<b>TOTAL</b>	<b>68-52</b>	<b>20-35</b>		<b>1 NCAA, 1 WNIT</b>

## DORE NOTES

### ANOTHER 20-POINT OUTING FOR BLAKES AND PIERRE

Freshman Mikayla Blakes (24 points) and sophomore Khamil Pierre (20 points) each scored 20-plus points in the Jan. 23 win over Arkansas, marking the ninth time this season the duo has registered 20 or more points each in the same game.

The Vanderbilt underclassmen are the only set of teammates in the nation to average over 20 points each this season. Pierre leads the team at 21.7 points per game and Blakes chips in 21.0 points per contest. Blakes has had a total of 13 games this season with 20-plus points, while Pierre has score 20 or more points in 12 games.

### LENDING A HAND

The Commodores rank 26th nationally in assists per game at 17.4. Vanderbilt handed out a season-best 30 assists against Alabama A&M on Dec. 29. The Dores have dished out 20 or more assists in eight games this season.

The Dores are also 19th in the NCAA in assist/turnover ratio at 1.29, which is fourth-best in the SEC. Graduate Jordyn Oliver is 10th in the nation in assist/turnover ratio at 2.89, while her 3.9 assists per game ranks 11th in the SEC.

### DYNAMIC DUO

Sophomore Khamil Pierre and freshman Mikayla Blakes are the only pair of teammates in all of NCAA Division I to average over 20.0 points per game. Pierre enters the weekend ranked eighth nationally at 21.7 points per contest, while Blakes' 21.0 points per contest is 14th in the nation and is the highest scoring average by a freshman in NCAA Division I this season. Combined, Pierre and Blakes are averaging a combined 42.7 points per game this season make them the highest scoring tandem in the SEC.

### MOORE MOVING UP

Senior Iyana Moore is moving up rapidly on Vanderbilt's 1,000-point and all-time 3-pointers made list. The guard comes into today's game in eighth place on Vandy's all-time 3-point made field goal list with 183. She is 20 trifectas away from 3-pointers from moving into seventh place, which is currently held by Julie Powell (1991-94).

Additionally, Moore's 1,184 career points rank 26th all-time in Commodore women's basketball history. She is eight points away from moving into 25th, which is currently occupied by Hannah Tuomi (1,192; 2008-11), and 56 points shy from passing Carolyn Pech (1,240; 1985-88) for 24th on the list.





# 12 KHAMIL PIERRE

@khamil.Pierre  
@KhamilPierre

ALL-AMERICAN CANDIDATE & WOODEN AWARD MIDSEASON TOP 25

## BY THE NUMBERS

**42** SCORED **42 POINTS** TO SET VANDERBILT'S SINGLE-GAME SCORING RECORD VS. EVANSVILLE • DEC. 14

**25** IS **1 OF 25 PLAYERS** NAMED TO THE JOHN R. WOODEN AWARD MIDSEASON WATCH LIST

**23** CURRENTLY RIDING A **23-GAME** DOUBLE-DIGIT SCORING STREAK LONGEST BY A DORE SINCE 2006-07

**12** SCORED **20-PLUS POINTS** IN **12 GAMES** THIS SEASON HAD ONE CAREER GAME WITH 20-PLUS POINTS ENTERING 2024-25 SEASON

**12** RANKS **4th** IN NCAA WITH **12 DOUBLE-DOUBLES** SECOND-MOST IN A SEASON BY A DORE SINCE 1999-00

**7** RANKS IN THE TOP 15 IN NCAA IN **7 CATAGORIES**  
FG Made (3rd; 181) • Double-Doubles (4th; 12)  
Pts Per Game (8th; 21.7) • Pts Scored (10th; 434)  
Steals (7th; 64) • FG Attempts (15th; 336)  
Steals Per Game (10th; 3.20)

**2** NAMED SEC PLAYER OF THE WEEK **2 TIMES** THIS SEASON  
1-OF-2 PLAYERS TO WIN THE AWARD TWICE

**1** ONLY PLAYER IN NCAA TO AVERAGE OVER **21.0 PTS** AND **10.3 REB** PER GAME AND BE IN THE TOP 10 NATIONALLY IN SCORING AND STEALS





# 1 MIKAYLA BLAKES

@mikaylablakes  
@mikaylablakes  
@mikaylablakes

NATIONAL FRESHMAN OF THE YEAR CANDIDATE

## BY THE NUMBERS

36

SCORED 36 POINTS TO SET VANDERBILT'S FRESHMAN SINGLE-GAME SCORING RECORD THE MOST POINTS SCORED BY A FRESHMAN IN NCAA DIVISION I THIS SEASON

21.0

ONLY NCAA DIVISION FRESHMEN TO AVERAGE OVER 20.0 POINTS PER GAME

13

BEGAN HER VANDY CAREER ON A 13-GAME DOUBLE-DIGIT SCORING STREAK LONGEST SCORING STREAK BY A DORE TO OPEN THEIR CAREER SINCE 1999-00

13

SCORED 20-PLUS POINTS IN 13 GAMES THIS SEASON MOST BY AN NCAA FRESHMAN IN 2024-25

12

RANKS IN THE TOP 10 AMONG NCAA FRESHMEN IN 12 CATAGORIES  
Scoring (1st; 21.0) • Points Scored (1st; 440)  
3-Pt FG Attempts (1st; 149) • FG Made (t-1st; 151)  
FT Made (2nd; 90) • FG Attempts (2nd; 332)  
Steals (3rd; 51) • Steals/Game (3rd; 2.43)  
FT Percentage (4th; 85.7%) • 3-Pt FG Made (5th; 48)  
FT Attempts (5th; 105) • FG Percentage (7th; 45.5%)

4

NAMED SEC FRESHMAN OF THE WEEK 4 TIMES THIS SEASON  
1-OF-4 POWER 4 PLAYERS TO THEIR CONFERENCE'S FRESHMAN OF THE WEEK AWARD THREE OR MORE TIMES

1

ONLY PLAYER TO RANK IN THE TOP 10 AMONG FRESHMEN NATIONALLY IN POINTS SCORED, STEALS, AND 3-POINTERS MADE



## DORE NOTES

### **BLAKES LEADING THE FRESHMEN**

Mikayla Blakes ranks in the top 10 among all NCAA freshmen in 12 categories. Blakes is the only player to rank in the top five freshmen nationally in scoring (1st; 21.0), points scored (1st; 440), field goals made (t-1st; 151), steals (3rd; 51), and 3-point field goals made (5th; 48).

The Somerset, New Jersey, native has won SEC Freshman of the Week a league-high four times. Blakes is one of four Power 4 players to win their conference's weekly freshman award three or more times this season.

### **DOUBLE-DOUBLE MACHINE**

Khamil Pierre is fourth in NCAA Division I with 12 double-doubles entering the week. She is one of seven players nationally to collect 12 or more double-doubles during the 2024-25 season.

Pierre's 12 double-doubles are the second-most in a single-season in program history. The school record is 14 double-doubles collected by current assistant coach Ashley Earley in the 2004-05 season.

### **KHAMIL'S AMONG SEC'S BEST**

Pierre currently leads the SEC in field goals made (181), steals (64), and steals per game (3.20). She ranks in the top three in the conference in double-doubles (2nd; 12), points per game (2nd; 21.7), and rebounds per game (2nd; 10.3).

### **BRINGING THE DEFENSE**

Vandy has been one of the best defensive teams in the nation through the two months of the season. The Commodores rank inside the top 20 in all of NCAA Division I in steals per game (10th; 12.8), turnover margin (10th; 8.81), turnovers forced per game (18th; 22.29).

Vanderbilt has forced teams into 20 or more turnovers in 16 games this season. Vandy's season-high 36 turnovers forced vs. Evansville on Dec. 14 is tied for the seventh-most in a game in program history.

### **SETTING QUARTER RECORDS**

Vanderbilt outscored Appalachian State 33-2 in the first quarter en route to a 94-40 win on Dec. 1. The two points scored against the Commodores were the fewest points the program has allowed in any quarter in school history. The plus-31-point advantage at the end of the quarter marked the largest scoring margin in a single quarter in program history. The NCAA moved women's basketball from two halves to four quarters prior to the start of the 2015-16 season.

### **BLAKES HAULING IN THE HONORS**

First-year Vanderbilt guard Mikayla Blakes won a pair of weekly national awards on Jan. 21 after her 23-point performance, which included a game-winning tip-in vs. No. 15 Tennessee. Blakes was named the USBWA Tamika Catchings National Freshman of the Week, sharing the honor with Nebraska's Britt Prince.

Additionally, the NCAA's Autumn Johnson named Blakes the NCAA Player of the Week after her 23-point effort against the Lady Volunteers.

### **GREENE GETS A MEDICAL WAIVER**

Vanderbilt guard Madison Greene was granted a medical waiver for the 2023-24 season, which will give her an additional year of eligibility. Last season, Greene sustained a season-ending injury on Dec. 17 vs. Lipscomb. She will now be considered a redshirt freshman in terms of athletic eligibility.

### **OLIVER'S RARE DOUBLE-DOUBLE**

Graduate Jordyn Oliver collected a double-double in the win over Georgia with a career-best 11 assists and 10 rebounds on Jan. 2.

It marked the first time a Commodore has posted a double-double via assists and rebounds since 1999-00. She is also the sixth SEC player to accomplish the feat since the turn of the century.

### **PIERRE'S FOUR-GAME DOUBLE-DOUBLE STREAK COMES TO AN END**

Sophomore Khamil Pierre had her four-game double-double streak come to an end against Alabama A&M on Dec. 29. It is tied for the second-longest double-double streak at Vanderbilt since 1999-00 with Mariella Fasoula, who had four in a row in 2019-20. Current Vanderbilt assistant coach Ashley Earley's six-straight double-doubles in 2004-05 is the longest streak since 1999-00.

### **BLAKES' RECORD NIGHT**

Mikayla Blakes' 36-point performance in the 108-82 win over Georgia in the 2025 SEC opener set Vanderbilt's record for most points scored by a freshman in a game. Blakes broke a program record that stood since 1981-82, the first season the NCAA sponsored women's basketball, when Barbara Brackman's 42 points against Tennessee on Feb. 26, 1982.

Blakes shot 45 percent from the floor and matched her career-high of five made 3-pointers in the win over the Lady Bulldogs. The Somerset, New Jersey, native dished out five assists and did not commit a turnover in 33 minutes of action during her SEC debut. The guard went 13-of-14 from the free throw line, as the 13 made charity tosses are the most by a Dore in a game this season. It was Blakes' ninth game with 20 or more points this season, which leads all NCAA freshmen and sets a record for the most 20-point games in a season by a Vandy freshman.

The 36 points are the most points scored by a freshman in the country this season and the most points scored by an NCAA Division I freshman since Audi Crooks' 40-point performance against Maryland in the 2024 NCAA Tournament. It is also the most points registered by an SEC frosh since Mikaylah Williams' 42 points vs. Kent State on Nov. 14, 2013.

### **MADDIE'S HOMECOMING**

Sophomore Madison Greene had a memorable return trip to her home state of Ohio, as she scored a career-high 25 points off the bench against at Dayton on Dec. 19. Greene is the first Dore to score at least 25 points in a reserve role since Erin Whalen's 25-point performance vs. No. 10-ranked South Carolina on Jan. 18, 2018.

### **PIERRE'S 42-POINT PERFORMANCE**

Khamil Pierre put on one of the most memorable performances in Vanderbilt women's basketball history in the 106-40 win over Evansville on Dec. 14. She posted 42 points, 18 rebounds, and eight steals in the win over the Purple Aces. Her 42-point performance set a new program record for most points scored in a single game, passing the previous mark of 41 points shared by Chantelle Anderson (Feb. 8, 2001) and Cija Harbison (Jan. 29, 2023).

The 6-2 forward started her day with a bang against the Purple Aces, scoring 20 points in the first quarter. Pierre's performance in the opening frame on Saturday marked the most points scored by a Commodore in the first quarter in program history. Additionally, Pierre ties Marnelle Garraud's program record for most points scored in any quarter, which was set on Jan. 16, 2023, in the fourth quarter at Arkansas.

Her 19 made field goals tie the program record for more field goals made in a game in Vanderbilt history, tying Anderson's 19 made field goals in her 40-point performance vs. Portland State. The 19 made field goals are also the sixth-most in SEC history.

The 42 points scored are the most in an NCAA Division I game this season. It is also tied for the most points scored by an SEC player since the 2020-21 season.

### **KHAMIL COMING UP ACES AGAINST EVANSVILLE**

The 42 points, 18 rebounds, and eight steals for Khamil Pierre against Evansville establish new career highs in each category. Her combined 60 points and rebounds are the most collected by a Vanderbilt women's basketball player in a game in program history. Her 42-point performance last Saturday also extended her career-long double-digit scoring streak to 13 games dating back to last season. She also collected her eighth double-double of the season, which is tied for the sixth-most in a season since 1999-00.

Pierre is the fifth NCAA Division I women's basketball player since 1999-00 to have a game stat line of 40-plus points, 15-plus rebounds, and 5-plus steals, and she is the first player to accomplish the feat since the 2013-14 season. Pierre is the fifth Commodore since 1999-00 to have a game with 30-plus points and 10-plus rebounds.



## DORE NOTES

### **HISTORIC START FOR BLAKES**

Freshman Mikayla Blakes scored 10-plus points in each of her first 13 games to begin her Vanderbilt career, ending on Dec. 29 vs. Alabama A&M. She is the first Dore since at least 1999-00 to open their Vandy career with 13-straight games with 10-plus points. Additionally, it is the fourth-longest double-digit scoring streak to begin a season in school history.

### **MIXING AND MATCHING**

Vanderbilt used its fourth different starting lineup in the Dec. 1 win over Appalachian State, as graduate student Jane Nwaba returned to the starting five and sophomore Aiyana Mitchell made her first career start. Mitchell makes the seventh different Commodore to record a start through the season's first 10 games.

### **DOUBLE-DOUBLE DUO**

Sophomore Khamil Pierre and graduate student Leilani Kapinus became the first set of Commodore teammates to record a double-double in the same game this season the win over Samford on Nov. 22. Pierre registered 21 points and 12 rebounds to post her fifth double-double of the season, while Kapinus collected 11 points and 10 rebounds to record her first at Vanderbilt. It is the first time since March 7, 2024, that two Vanderbilt players posted a double-double in the same game, as Pierre and Sacha Washington accomplished the feat against Florida in the second round of the 2024 SEC Tournament.

### **PIERRE'S SEASON-OPENING DOUBLE-DOUBLE STREAK**

Khamil Pierre opened the 2024-25 season posting a double-double in three-straight games. She became the first Commodore since Koi Love in 2020-21 to open a season collecting three-straight double-doubles.

### **GREENE MAKING THE MOST OF HER FIRST START**

Sophomore Madison Greene shined in her first career start at Vanderbilt in the 62-49 win at South Florida on Nov. 14. The guard was inserted into the lineup with senior Iyana Moore battling back spasms and turned in a season-high 15 points. Greene hit a career-best five 3-point field goals against the Bulldogs. She is the first Commodore to hit five 3-pointers in a game since Justine Pissott against Dayton on Dec. 20, 2023.

### **SEASON-OPENING DOUBLE-DOUBLE FOR KHAMIL**

Khamil Pierre got her sophomore campaign started in a big way, as the 6-2 forward scored 25 points and pulled down 14 rebounds in the season-opening win over Lipscomb. It was the first time that a Commodore posted a double-double in a season opener since Koi Love's 24-point, 10-rebound performance at Little Rock in the first game of the 2020-21 season. It is Pierre's fifth career double-double, while she extended her double-digit scoring streak to four games dating back to last season.

### **A REMARKABLE DEBUT**

Freshman Mikayla Blakes put on a spectacular showing in her Vanderbilt debut this past Monday, as she recorded 23 points, five assists, and five rebounds to go along with a pair of steals. She is the first Commodore to score 23 or more points in their debut game since Rebekah Dahlman's 23-point outing in her debut on Nov. 11, 2013, against Appalachian State.

### **GREENE'S RETURN**

Madison Greene had a standout return to the court after missing the final 22 games last season. Greene recorded 14 points in 28 minutes off the bench in the season opener vs. Lipscomb on Nov. 4. She also established new career highs in steals (6), assists (4), and field goals made (6) in her return against the Bisons.

### **100-POINT BREAKOUT IN THE SEASON OPENER**

Vanderbilt scored 100-plus points in a game for the first time since putting up 106 points in a 106-55 win at Tennessee State on Nov. 25, 2019. It was the first time under head coach Shea Ralph that the Commodores have tallied 100 or more points in a game. It was also the first time that Vandy scored 100-plus points at Memorial Gym since they knocked off Quinnipiac, 111-53, on Nov. 26, 2010. It is also the 47th time that Vanderbilt women's basketball has scored 100 or more points in a game in program history.

### **RETURNING FIRE POWER**

Vanderbilt returns 78.4 percent of its scoring from last season as the Commodores bring back nine players from the 2023-24 roster. The group of returnees includes five players who started 10 or more games for the Dore a year ago, four of which started for Vandy during last year's NCAA Tournament run.

### **EXPERIENCED ROSTER**

Vanderbilt is one of the most experienced teams in the SEC this season, as they have four players who have played in 90-plus games during their college career. That list includes Jordyn Oliver (114), Jane Nwaba (106), Sacha Washington (99), and Leilani KAPINUS (95). The Commodores are one of four SEC teams that have four or more players who have played in 90 more collegiate games.

### **ONE OF THE SEC'S BEST**

Senior Sacha Washington, 2024-25 season, is one of two SEC players who have collected over 1,000 points, 700 rebounds, and 100 blocks in their career, joined by Ole Miss' Madison Scott. Washington became the 41st Commodore to score 1,000 career points during Vanderbilt's NCAA Tournament run last season. She comes into the year having amassed 1,008 points, 720 rebounds, 108 blocks, and 105 assists in 99 career games.

### **A TANGIBLE IMPROVEMENT**

Vanderbilt's 23 wins this season marks an 11-win improvement from last year's win total of 12. It was tied for the largest improvement in win total from year-to-year in program history, matching the 1983-84 team.

### **SEC PROJECTIONS**

Vanderbilt will be out to prove the preseason prognosticators wrong this year once again. The Commodores were selected to finish 10th in the SEC Preseason Media Poll and 12th in the SEC Coaches Poll. Vandy has finished better than projected in the preseason polls each year under head coach Shea Ralph. Last season, the Dore were picked to finish 13th in the preseason coaches poll and 14th in the preseason media poll, then went 9-7 in SEC games last season to finish in sixth place.





## STATISTICAL RANKINGS

Statistic	RANKING (as of 01.27)		
	NCAA	SEC	Value
Assist/Turnover Ratio (353 ranked)	19	4	1.29
Assists Per Game (353 ranked)	26	4	17.4
Bench Points Per Game (353 ranked)	131	11	20.3
Blocks Per Game (353 ranked)	174	14	3.0
Field Goal Percentage (353 ranked)	37	9	45.8
Field Goal Percentage Defense (353 ranked)	237	12	41.3
Fouls Per Game (353 ranked)	69	3	15.0
Free Throw Attempts Per Game (353 ranked)	70	8	18.71
Free Throw Percentage (353 ranked)	22	2	77.6
Free Throws Made Per Game (353 ranked)	31	4	14.52
Rebound Margin (353 ranked)	65	11	5.1
Rebounds (Defensive) Per Game (353 ranked)	225	13	24.2
Rebounds (Offensive) Per Game (353 ranked)	8	4	16.4
Rebounds Per Game (349 ranked)	40	8	40.57
Scoring Defense (353 ranked)	145	9	62.9
Scoring Margin (349 ranked)	14	5	22.9
Scoring Offense (353 ranked)	8	5	85.8
Steals Per Game (353 ranked)	10	2	12.8
Three Point Attempts Per Game (353 ranked)	104	6	21.7
Three Point Percentage (353 ranked)	124	11	32.5
Three Point Percentage Defense (353 ranked)	127	10	29.6
Three Pointers Per Game (353 ranked)	101	7	7.0
Turnover Margin (353 ranked)	10	4	8.81
Turnovers Forced Per Game (353 ranked)	18	4	22.29
Turnovers Per Game (353 ranked)	37	5	13.5
Winning Percentage (353 ranked)	31	5	81.0

Individual	RANKING (as of 01.27)		
	NCAA	SEC	Value
<b>Mikayla Blakes</b>			
Assists/Turnover Ratio	247	20	1.16
Assists Per Game	144	11	3.9
Field Goal Attempts	15	4	332
Field Goal Percentage	146	18	45.5
Field Goals Made	17	6	151
Free Throw Attempts	53	5	105
Free Throw Percentage	51	4	85.7
Free Throw Made	29	3	90
Points Scored	18	2	440
Points Per Game	14	4	21.0
Steals	33	6	51
Steals Per Game	54	6	2.43
Three Point Attempts	16	2	149
Three Point Percentage	155	13	32.2
Three Pointers Made	53	4	48
Three Pointers Per Game	80	9	2.29

Khamil Pierre	RANKING (as of 01.27)		
	NCAA	SEC	Value
Double Doubles	4	2	12
Field Goal Attempts	12	3	336
Field Goal Percentage	44	5	53.9
Field Goals	3	1	181
Free Throw Attempts	61	6	102
Free Throw Made	94	8	71
Points Scored	10	3	434
Points Per Game	8	2	21.7
Rebounds	16	2	206
Offensive Rebounds Per Game	30	3	3.8
Rebounds Per Game	20	2	10.3
Steals	7	1	64
Steals Per Game	10	1	3.20

Ilyana Moore	RANKING (as of 01.27)		
	NCAA	SEC	Value
Three Pointers Attempts	58	5	130
Three Point Percentage	105	10	36.2
Three Pointers Made	63	7	47
Three Pointers Per Game	69	7	2.35

Jordyn Oliver	RANKING (as of 01.27)		
	NCAA	SEC	Value
Assists/Turnover Ratio	10	3	2.89
Assists	104	10	81
Assists Per Game	144	11	3.9

## SEC PLAYER OF THE WEEK

Week	Player	Week	Player
11-12	Raegen Beers, Okla.	12-31	Aaliyah Nye, Alabama
11-19	Talaysia Cooper, Tenn.	01-07	Georgia Amoore, UK
11-26	Khamil Pierre, Vandy	01-14	Aneasha Morrow, LSU
12-03	Aneasha Morrow, LSU	01-22	Madison Booker, Texas
	Payton Verhulst, Okla.	01-28	Taylor Jones, Texas
12-10	Izzy Higginbottom, Ark.		
	Mikaylah Williams, Tenn.		
12-17	Khamil Pierre, Vandy		
12-23	DeYona Gaston, Auburn		
	Aneeshah Morrow, LSU		

## SEC FRESHMAN OF THE WEEK

Week	Player	Week	Player
11-12	Clara Silva, UK	12-31	Miyah Verse, Georgia
11-19	Mikayla Blakes, Vandy		Kaniya Boyd, Tenn.
11-26	Mikayla Blakes, Vandy	01-07	Jordan Lee, Texas
	Sira Thienou, Ole Miss	01-14	Liv McGill, Florida
12-03	Joyce Edwards, SC	01-22	Joyce Edwards, SC
	Justice Carlton, Texas	01-28	Mikayla Blakes, Vandy
12-10	Mikayla Blakes, Vandy		Joyce Edwards, SC
	Syriah Daniels, Auburn		
12-17	Sira Thienou, Ole Miss		
12-23	Justice Carlton, Texas		

## LEADERS & MISCELLANEOUS STATS

**Leading Scorer - Season**  
Khamil Pierre - 21.7 ppg

**Leader in FG% - Season**  
Khamil Pierre - 53.9% (181-336)

**Leader in FT% - Season**  
Mikayla Blakes - 85.7% (90-105)

**Leader in 3-PFG% - Season**  
Ilyana Moore - 36.2% (47-130)

**Leader in 3-PFGM - Season**  
Mikayla Blakes - 48 3PPGM

**Leading Rebounder - Season**  
Khamil Pierre - 10.3 rpg

**Leader in Assists - Season**  
Jordyn Oliver - 3.9 apg

**Leader in Steals - Season**  
Khamil Pierre - 3.2 spg

**Leader in Blocks - Season**  
Leilani Kapinus - 0.5 bpg

**20-Pt Scoring Games**  
Mikayla Blakes - 13  
Khamil Pierre - 12  
Madison Greene - 1  
Ilyana Moore - 1

**30-Pt Scoring Games**  
Mikayla Blakes - 2

**40-Pt Scoring Games**  
Khamil Pierre - 1

**Ind. High Points - Game**  
42 pts - Khamil Pierre  
vs. Evansville (12/14/24)

**Ind. High Rebounds - Game**  
18 reb - Khamil Pierre  
vs. Evansville (12/14/24)

**Ind. High FTM - Game**  
13 FTM - Mikayla Blakes  
vs. Georgia (01/02/25)

**Ind. High 3-Pt FGM - Game**  
5 3PM - Madison Greene  
at South Florida (11/14/24)

**Ind. High 3-PM - Last:** Georgia (01/02/25)

**Ind. High 3-PM - Last:** at LSU (01/14/25)

**Ind. High Assists - Game**  
11 - Jordyn Oliver  
vs. Georgia (01/02/25)

**Ind. High Blocks - Game**  
3 - Jane Nwaba  
vs. Hampton (11/20/24)

**Ind. High Steals - Game**  
8 - Khamil Pierre  
vs. Evansville (12/14/24)

**Largest Margin of Victory**  
66 pts - 106-40  
vs. Evansville (12/14/24)

**Largest Halftime Lead**  
38 pts - 58-20  
vs. Evansville (12/14/24)

**Largest Halftime Deficit**  
19 pts - 25-44  
at Ole Miss (01/09/25)

**Largest Halftime Deficit in a Win**  
7 pts - 27-34  
at Alabama (01/26/25)

**Largest Vandy Lead**  
68 pts - 106-38  
vs. Evansville (12/14/24)

**Largest Vandy Deficit**  
35 pts - 31-66  
at Ole Miss (01/09/25)

**Longest Scoring Run**  
26-0 vs. Hampton (11/20/24)

**Longest Opp. Scoring Run**  
12-0 - vs. Georgia (01/02/25)

**Largest 1st Half Deficit in a Win**  
7 pts - 7-0  
at Dayton (12/19/24)

**Largest 2nd Half Deficit in a Win**  
9 pts - 32-41  
at Alabama (01/26/25)

## SCORING HIGH-LOW QUARTERS

Most 1st Quarter Points Scored	Most 1st Quarter Points Allowed
34, vs. Evansville - 12.14.24	31, vs. Kentucky - 01.05.25
Most 1st Quarter Points Scored (SEC Games)	Most 1st Quarter Points Allowed (SEC Games)
26 (2x), Last: vs. Arkansas - 01.23.25	31, vs. Kentucky - 01.05.25
Fewest 1st Quarter Points Scored	Fewest 1st Quarter Points Allowed
11, at Ole Miss - 01.09.25	2, vs. Appalachian State - 12.1.24
Fewest 1st Quarter Points Scored (SEC Games)	Fewest 1st Quarter Points Allowed (SEC Games)
11, at Ole Miss - 01.09.25	10, vs. Arkansas - 01.23.25
Most 2nd Quarter Points Scored	Most 2nd Quarter Points Allowed
35, vs. West Georgia - 12.21.24	27, at Ole Miss - 01.09.25
Most 2nd Quarter Points Scored (SEC Games)	Most 2nd Quarter Points Allowed (SEC Games)
27, vs. vs. Arkansas - 01.23.25	27, at Ole Miss - 01.09.25
Fewest 2nd Quarter Points Scored	Fewest 2nd Quarter Points Allowed
8, vs. Michigan State - 11.27.24	5, vs. Tennessee - 01.19.25
Fewest 2nd Quarter Points Scored (SEC Games)	Fewest 2nd Quarter Points Allowed (SEC Games)
12, at Alabama - 01.23.25	5, vs. Tennessee - 01.19.25
Most 3rd Quarter Points Scored	Most 3rd Quarter Points Allowed
28 (2x), vs. Evansville - 12.14.24	28, vs. Georgia - 01.02.25
Most 3rd Quarter Points Scored (SEC Games)	Most 3rd Quarter Points Allowed (SEC Games)
29, vs. Georgia - 01.02.25	28, vs. Georgia - 01.02.25
Fewest 3rd Quarter Points Scored	Fewest 3rd Quarter Points Allowed
12, at Ole Miss - 01.09.25	4 (2x), vs. Hampton - 11.20.24
Fewest 3rd Quarter Points Scored (SEC Games)	Fewest 3rd Quarter Points Allowed (SEC Games)
12, at Ole Miss - 01.09.25	7, at Alabama - 01.23.25
Most 4th Quarter Points Scored	Most 4th Quarter Points Allowed
38, vs. Samford - 11.22.24	33, vs. Michigan State - 11.27.24
Most 4th Quarter Points Scored (SEC Games)	Most 4th Quarter Points Allowed (SEC Games)
29 (2x), Last: vs. Arkansas - 01.23.25	26, vs. Kentucky - 01.05.25
Fewest 4th Quarter Points Scored	Fewest 4th Quarter Points Allowed
8, at South Florida - 11.14.24	7, vs. Austin Peay - 11.8.24
Fewest 4th Quarter Points Scored (SEC Games)	Fewest 4th Quarter Points Allowed (SEC Games)
17, vs. Tennessee - 01.19.25	13, vs. Arkansas - 01.23.25



## 2024-25 OVERALL STATS

### Game Records

Record	Overall	Home	Away	Neutral
ALL GAMES	17-4	12-1	4-2	1-1
CONFERENCE	4-3	3-1	1-2	0-0
NON-CONFERENCE	13-1	9-0	3-0	1-1

### Score by Periods

Team	1st	2nd	3rd	4th	OT	TOT
Vanderbilt	475	425	438	463	0	1801
Opponents	325	283	353	359	0	1320

### Team Box Score

No.	Player				Total			3-Point			F-Throw		Rebounds									
		GP-GS	MIN	AVG	FG-FGA	FG%	3FG-3FGA	3FG%	FT-FTA	FT%	OFF	DEF	TOT	AVG	PF	DQ	A	TO	BLK	STL	PTS	AVG
12	PIERRE, Khamil	20-20	591:52	29.6	181-336	.539	1-7	.143	71-102	.696	76	130	206	10.3	57	2	44	31	6	64	434	21.7
1	BLAKES, Mikayla	21-21	618:36	29.5	151-332	.455	48-149	.322	90-105	.857	31	34	65	3.1	47	0	66	57	7	51	440	21.0
23	MOORE, Iyana	20-19	625:55	31.3	93-242	.384	47-130	.362	38-47	.809	15	41	56	2.8	39	0	49	49	5	19	271	13.6
4	GREENE, Madison	21-4	462:31	22.0	58-134	.433	16-48	.333	38-43	.884	14	40	54	2.6	41	0	36	40	1	28	170	8.1
10	NWABA, Jane	21-19	340:56	16.2	44-89	.494	13-32	.406	19-24	.792	24	29	53	2.5	25	0	22	15	7	18	120	5.7
5	KAPINUS, Leilani	20-0	364:05	18.2	36-82	.439	6-24	.250	16-22	.727	35	38	73	3.7	34	0	38	23	10	36	94	4.7
14	MITCHELL, Aiyana	21-1	229:51	10.9	36-63	.571	0-0	.000	18-29	.621	33	32	65	3.1	30	0	6	15	9	11	90	4.3
11	OLIVER, Jordyn	21-21	625:41	29.8	36-79	.456	0-1	.000	8-9	.889	43	68	111	5.3	23	0	81	28	10	29	80	3.8
24	MAKURAT, Aga	11-0	131:58	12.0	14-49	.286	9-38	.237	1-1	1.000	7	20	27	2.5	3	0	10	7	5	3	38	3.5
13	PISSOTT, Justine	12-0	96:41	8.1	11-33	.333	6-22	.273	2-4	.500	8	18	26	2.2	6	0	4	3	1	3	30	2.5
30	WILSON, Trinity	10-0	47:35	4.8	8-21	.381	0-0	.000	1-3	.333	5	9	14	1.4	4	0	5	3	2	0	17	1.7
2	BROWN, Jada	11-0	64:20	5.8	6-11	.545	2-5	.400	3-4	.750	4	8	12	1.1	7	0	5	6	0	6	17	1.5
Team											49	41	90									
<b>Total</b>		<b>21</b>	<b>4200</b>		<b>674-1471</b>	<b>.458</b>	<b>148-456</b>	<b>.325</b>	<b>305-393</b>	<b>.776</b>	<b>344</b>	<b>508</b>	<b>852</b>	<b>40.6</b>	<b>316</b>	<b>2</b>	<b>366</b>	<b>283</b>	<b>63</b>	<b>268</b>	<b>1801</b>	<b>85.8</b>
<b>Opponents</b>		<b>21</b>	<b>4200</b>		<b>510-1235</b>	<b>.413</b>	<b>124-419</b>	<b>.296</b>	<b>176-257</b>	<b>.685</b>	<b>247</b>	<b>498</b>	<b>745</b>	<b>35.5</b>	<b>368</b>	<b>3</b>	<b>277</b>	<b>468</b>	<b>59</b>	<b>142</b>	<b>1320</b>	<b>62.9</b>

### Team Statistics

	VU	OPP
<b>Scoring</b>	<b>1801</b>	<b>1320</b>
Points per game	85.8	62.9
Scoring margin	+22.9	-
<b>Field goals-att</b>	<b>674-1471</b>	<b>510-1235</b>
Field goal pct	.458	.413
<b>3 point fg-att</b>	<b>148-456</b>	<b>124-419</b>
3-point FG pct	.325	.296
3-pt FG made per game	7.0	5.9
<b>Free throws-att</b>	<b>305-393</b>	<b>176-257</b>
Free throw pct	.776	.685
F-Throws made per game	14.5	8.4
<b>Rebounds</b>	<b>852</b>	<b>745</b>
Rebounds per game	40.6	35.5
Rebounding margin	+5.1	-
<b>Assists</b>	<b>366</b>	<b>277</b>
Assists per game	17.4	13.2
<b>Turnovers</b>	<b>283</b>	<b>468</b>
Turnovers per game	13.5	22.3
Turnover margin	+8.8	-
Assist/turnover ratio	1.3	0.6
<b>Steals</b>	<b>268</b>	<b>142</b>
Steals per game	12.8	6.8
<b>Blocks</b>	<b>63</b>	<b>59</b>
Blocks per game	3.0	2.8
<b>Winning streak</b>	<b>3</b>	<b>-</b>
Home win streak	2	-
<b>Attendance</b>	<b>49452</b>	<b>23083</b>
Home games-Avg/Game	13-3804	6-3847
Neutral site-Avg/Game	-	2-533

### Team Results

Date	Opponent		Score	Att.
11/04/2024	Lipscomb	W	102-50	5282
11/08/2024	Austin Peay	W	93-37	2343
11/14/2024	at South Fla.	W	62-49	2606
11/17/2024	Butler	W	81-52	2615
11/20/2024	Hampton	W	94-45	2353
11/22/2024	Samford	W	104-59	2524
11/26/2024	vs Arizona	W	71-60	450
11/27/2024	vs Michigan St.	L	70-78	615
12/01/2024	App State	W	94-40	2621
12/04/2024	at Miami (FL)	W	88-70	2107
12/14/2024	Evansville	W	106-40	2599
12/19/2024	at Dayton	W	80-66	1632
12/21/2024	West Ga.	W	103-68	2634
12/29/2024	Alabama A&M	W	93-64	3061
01/02/2025	Georgia	W	108-82	3120
01/05/2025	Kentucky	L	78-96	8501
01/09/2025	at Ole Miss	L	59-87	3825
01/13/2025	at LSU	L	77-83	10201
01/19/2025	Tennessee	W	71-70	8299
01/23/2025	Arkansas	W	101-60	3500
01/26/2025	at Alabama	W	66-64	2712



## 2024-25 SEC STATS

### Game Records

Record	Overall	Home	Away	Neutral
ALL GAMES	4-3	3-1	1-2	0-0
CONFERENCE	4-3	3-1	1-2	0-0
NON-CONFERENCE	0-0	0-0	0-0	0-0

### Score by Periods

Team	1st	2nd	3rd	4th	OT	TOT
Vanderbilt	137	130	133	160	0	560
Opponents	132	116	141	153	0	542

### Team Box Score

No.	Player	Total			3-Point			F-Throw		Rebounds				Other Stats								
		GP-GS	MIN	AVG	FG-FGA	FG%	3FG-3FGA	3FG%	FT-FTA	FT%	OFF	DEF	TOT	AVG	PF	DQ	A	TO	BLK	STL	PTS	AVG
1	BLAKES, Mikayla	7-7	234:08	33.4	55-122	.451	19-51	.373	42-48	.875	14	14	28	4.0	18	0	17	25	4	11	171	24.4
12	PIERRE, Khamil	7-7	232:38	33.2	52-119	.437	1-5	.200	34-45	.756	15	46	61	8.7	22	1	19	10	3	13	139	19.9
23	MOORE, Iyana	7-7	253:08	36.2	38-89	.427	20-51	.392	17-19	.895	6	13	19	2.7	13	0	12	16	3	9	113	16.1
10	NWABA, Jane	7-7	121:07	17.3	14-33	.424	7-13	.538	7-10	.700	9	10	19	2.7	11	0	7	5	0	7	42	6.0
4	GREENE, Madison	7-0	124:50	17.8	12-32	.375	3-11	.273	11-12	.917	1	9	10	1.4	16	0	10	11	0	4	38	5.4
11	OLIVER, Jordyn	7-7	235:40	33.7	9-18	.500	0-1	.000	1-1	1.000	10	26	36	5.1	8	0	32	8	3	8	19	2.7
5	KAPINUS, Leilani	7-0	106:53	15.3	8-21	.381	1-7	.143	2-3	.667	11	13	24	3.4	11	0	8	8	2	10	19	2.7
2	BROWN, Jada	1-0	04:48	4.8	1-2	.500	0-1	.000	0-0	.000	0	1	1	1.0	0	0	0	2	0	0	2	2.0
14	MITCHELL, Aiyana	7-0	59:49	8.5	5-11	.455	0-0	.000	2-4	.500	8	8	16	2.3	11	0	2	5	2	3	12	1.7
13	PISSOTT, Justine	3-0	18:28	6.2	2-6	.333	1-5	.200	0-0	.000	1	3	4	1.3	1	0	1	1	1	0	5	1.7
24	MAKURAT, Aga	1-0	02:55	2.9	0-1	.000	0-1	.000	0-0	.000	0	0	0	0.0	0	0	1	0	0	0	0	0.0
30	WILSON, Trinity	2-0	05:35	2.8	0-0	.000	0-0	.000	0-0	.000	0	0	0	0.0	2	0	0	1	0	0	0	0.0
Team											13	8	21					2				
<b>Total</b>		<b>7</b>	<b>1400</b>		<b>196-454</b>	<b>.432</b>	<b>52-146</b>	<b>.356</b>	<b>116-142</b>	<b>.817</b>	<b>88</b>	<b>151</b>	<b>239</b>	<b>34.1</b>	<b>113</b>	<b>1</b>	<b>109</b>	<b>94</b>	<b>18</b>	<b>65</b>	<b>560</b>	<b>80.0</b>
<b>Opponents</b>		<b>7</b>	<b>1400</b>		<b>209-444</b>	<b>.471</b>	<b>50-146</b>	<b>.342</b>	<b>74-99</b>	<b>.747</b>	<b>93</b>	<b>184</b>	<b>277</b>	<b>39.6</b>	<b>127</b>	<b>1</b>	<b>110</b>	<b>122</b>	<b>20</b>	<b>40</b>	<b>542</b>	<b>77.4</b>

### Team Statistics

	VU	OPP
<b>Scoring</b>	<b>560</b>	<b>542</b>
Points per game	80.0	77.4
Scoring margin	+2.6	-
<b>Field goals-att</b>	<b>196-454</b>	<b>209-444</b>
Field goal pct	.432	.471
<b>3 point fg-att</b>	<b>52-146</b>	<b>50-146</b>
3-point FG pct	.356	.342
3-pt FG made per game	7.4	7.1
<b>Free throws-att</b>	<b>116-142</b>	<b>74-99</b>
Free throw pct	.817	.747
F-Throws made per game	16.6	10.6
<b>Rebounds</b>	<b>239</b>	<b>277</b>
Rebounds per game	34.1	39.6
Rebounding margin	-5.4	-
<b>Assists</b>	<b>109</b>	<b>110</b>
Assists per game	15.6	15.7
<b>Turnovers</b>	<b>94</b>	<b>122</b>
Turnovers per game	13.4	17.4
Turnover margin	+4.0	-
Assist/turnover ratio	1.2	0.9
<b>Steals</b>	<b>65</b>	<b>40</b>
Steals per game	9.3	5.7
<b>Blocks</b>	<b>18</b>	<b>20</b>
Blocks per game	2.6	2.9
<b>Winning streak</b>	<b>3</b>	<b>-</b>
Home win streak	2	-
<b>Attendance</b>	<b>23420</b>	<b>16738</b>
Home games-Avg/Game	4-5855	3-5579
Neutral site-Avg/Game	-	0-0

### Team Results

Date	Opponent		Score	Att.
01/02/2025	Georgia	W	108-82	3120
01/05/2025	Kentucky	L	78-96	8501
01/09/2025	at Ole Miss	L	59-87	3825
01/13/2025	at LSU	L	77-83	10201
01/19/2025	Tennessee	W	71-70	8299
01/23/2025	Arkansas	W	101-60	3500
01/26/2025	at Alabama	W	66-64	2712



## HONORS & AWARDS

### VANDERBILT COMMODORES

- NCAA.com Team of the Week (Jan. 28)

### MIKAYLA BLAKES • Fr. • 5-8 • G • Somerset, N. J.

- USBWA Tamika Catchings National Co-Freshman of the Week (Jan. 21)
- USBWA Tamika Catchings National Freshman of the Week (Jan. 28)
- NCAA.com Player of the Week (Jan. 21)
- AP National Player of the Week Runner-Up (Jan. 28)
- SEC Freshman of the Week (Nov. 19)
- SEC Co-Freshman of the Week (Nov. 26)
- SEC Co-Freshman of the Week (Dec. 10)
- SEC Co-Freshman of the Week (Jan. 28)
- TSWA Player of the Week (Jan. 7)
- TSWA Player of the Week (Jan. 28)

### KHAMIL PIERRE • So. • 6-2 • F • Phoenix, Ariz.

- John R. Wooden Award Midseason Top 25 Watch List
- USBWA Ann Meyers Drysdale National Players of the Week (Dec. 17)
- AP National Player of the Week Runner-Up (Dec. 17)
- SEC Player of the Week (Nov. 26)
- SEC Player of the Week (Dec. 17)
- TSWA Player of the Week (Dec. 17)
- TSWA Player of the Week (Dec. 31)

### SACHA WASHINGTON • Sr. • 6-2 • F • Lawrenceville, Ga.

- Cheryl Miller Award Preseason Watch List (Nov. 1)



### BLAKES SELECTED AS NATIONAL FRESHMAN OF THE WEEK - JAN. 21

First-year Vanderbilt guard Mikayla Blakes won a pair of weekly national awards after her 23-point performance vs. No. 15-ranked Tennessee, which included a game-winning tip-in. Blakes was named the USBWA Tamika Catchings National Freshman of the Week, sharing the honor with Nebraska's Britt Prince.

Additionally, the NCAA's Autumn Johnson named Blakes the NCAA Player of the Week after her 23-point effort against the Lady Volunteers.

### BLAKES NAMED TSWA PLAYER OF THE WEEK - JAN. 7

Freshman Mikayla Blakes averaged 30.0 points, 4.0 rebounds, 2.5 assists, and 2.0 steals to help Vanderbilt go 1-1 in its first week of SEC play to earn Tennessee Sports Writers Association Player of the Week honors. It is Blakes' first TSWA Player of the Week selection and Vanderbilt's third this season, as Khamil Pierre has been a two-time honoree.

The highlight of Blakes' week came in her first-ever SEC contest, as she scored a Vanderbilt freshman-record 36 points in a 108-82 win over Georgia on Jan. 2. She followed that up with a 24-point effort against No. 16-ranked Kentucky.

### KHAMIL EARNS HER SECOND SEC PLAYER OF THE WEEK HONOR - DEC. 17

Sophomore Khamil Pierre was named SEC Player of the Week for the second time this season on Dec. 17. The 6-2 forward averaged an SEC-best 42.0 points, 18.0 points, and 8.0 steals this week, as Pierre set the Vanderbilt women's basketball single-game scoring record with a 42-point performance against Evansville in a 106-40 win on Dec. 14.

It is Pierre's second SEC Player of the Week selection of her career, as she previously earned the distinction on Nov. 26 of this season. She is the first player since Cijaja Harbison in 2022-23 to be named SEC Player of the Week multiple times in a season. Pierre also becomes the fifth Commodore to earn multiple SEC Player of the Week honors. Overall, it is Pierre's seventh SEC weekly honor, as she was named SEC Freshman of the Week a program-record five times during the 2023-24 campaign.

### PIERRE HAULING IN THE NATIONAL AWARDS - DEC. 17

The U.S. Basketball Writers Association (USBWA) named Vanderbilt women's basketball sophomore Khamil Pierre as one of five USBWA Ann Meyers Drysdale National Players of the Week on Dec. 17

It is the first USBWA Ann Meyers Drysdale National Players of the Week selection for Pierre. Additionally, she was also selected as this week's runner-up for the Associate Press National Player of the Week and was named the Tennessee Sports Writers Association (TSWA) Women's Basketball Player of the Week.



## HONORS &amp; AWARDS

**BLAKES WINS THIRD SEC FRESHMAN OF THE WEEK - DEC. 10**

The SEC announced on Dec. 10 that Vanderbilt women's basketball guard Mikayla Blakes has been named the SEC Freshman of the Week for the third time this season. The guard scored 26 points at Miami on Dec. 4 to help the Dores register an 88-70 win in their only game last week. Her 26 points against the Hurricanes were the most points scored by an SEC freshman that week. Additionally, her 26-point outing against the Canes marked the third-most points scored by a Vanderbilt freshman in a true road contest in program history and ranks as the 12th-most scored in a contest by a Commodore frosh.

**PIERRE NAMED SEC PLAYER OF THE WEEK - NOV. 26**

Sophomore Khamil Pierre was named SEC Player of the Week for the first time in her career on Nov. 26. She averaged 18.0 points, 12.0 rebounds, and 3.5 steals in a pair of home wins over Hampton (Nov. 20) and Samford (Nov. 22). The two double-doubles pushed her season total to an NCAA-best five. Her 17 made field goals were the second-most during the week, as she shot 56.7 percent from the field. Pierre's 12.0 rebounds per game average was second-highest in the SEC last week. She scored double-digit points in both contests this week to extend her career-best double-digit scoring average to nine games dating back to last season. The sophomore is one of four NCAA Division I players who have posted a double-double in all but one game their team has played this season, while she is one of seven players in the nation averaging at least 19.0 points and 11.0 rebounds.

**BLAKES PICKS UP HER SECOND SEC FRESHMAN OF THE WEEK - NOV. 26**


Mikayla Blakes was named SEC Freshman of the Week for the second-straight week on Nov. 26. Blakes averaged 18.0 points and led all SEC freshmen at 6.5 assists per game last week. The guard contributed 33.0 points per game between points and assists in a pair of Vandy wins. Her career-high eight assists against Hampton on Nov. 20 were the most by an SEC player this week and the second-most by an SEC freshman this season. The guard was extremely efficient from the field, shooting 53.8 percent (14-of-26). She leads all SEC freshmen in scoring at 20.0 points per game. Blakes is the first Vanderbilt freshman since 2009-10 to score 14 or more points and have two or more steals in each of their first six games.

**BLAKES EARNS HER FIRST SEC FRESHMAN OF THE WEEK - NOV. 19**

Mikayla Blakes earned the first SEC weekly honor of her career, as she was named the SEC Freshman of the Week on Nov. 19. The Somerset, New Jersey, native led all SEC freshmen in scoring during the week, putting up 22.5 points per game in a pair of Commodore wins. She is the first Commodore to be named SEC Freshman of the Week since Khamil Pierre, who captured the award a school-record five times during the 2023-24 campaign. Blakes becomes the fifth player to win the conference's weekly freshman honor under head coach Shea Ralph, joining Pierre, Ryanne Allen, Iyana Moore, and Sacha Washington.

**WATCH OUT FOR WASHINGTON - OCT. 30**

Senior Sacha Washington was among 20 players named to the 2025 Cheryl Miller Award preseason watchlist, which goes to the nation's top small forward. Washington is the first Commodore to be considered for the Miller Award. The Lawrenceville, Georgia, native had a career year in 2023-24, as she averaged a personal-best 12.1 points and 7.9 rebounds per game. She shot 52.6 percent from the floor, had a team-best 44 blocks, and started in all 33 contests. The 6-2 forward scored double-digits in 18 games, which included a career-high 33 points against Louisiana Tech. She pulled down 10 or more rebounds in 10 contests and had nine double-doubles last season.







# MEMORIAL GYMNASIUM



Memorial Gymnasium, the Southeastern Conference's most historic venue for college basketball, serves as the home court for the Vanderbilt Commodores. Dedicated in 1952 as a memorial to all Vanderbilt men and women who served in World War II, the arena was built as a combination gymnasium and concert hall by the late master architect Edwin Keeble.

Decades later, the unique style of Memorial Gym—with its benches on the baselines, a playing court that sits above portions of the crowd and deafening acoustics—continues to make the Commodores' home a dreaded stop for opponents. "Memorial Magic," with its capacity crowds, overflowing student section and lively pep band, have assisted in numerous Commodore victories. In the stands, fans across Middle Tennessee have helped Memorial Gymnasium rank among the NCAA's Top 30 attendance leaders on numerous occasions.

Connected to the facility sits a practice gym that includes three cross-court playing floors, coaches offices, a donor room, private suites and a Hall of Champions.

In all, Memorial Gym has been expanded three times. Constructed with a seating capacity of 6,583, the University saw its first need to increase seating in 1965 with the addition of two north-side balconies. Two years later, a pair of balancing balconies were erected on the south side of the gym and dubbed "The Balconies That Clyde Lee Built."

Capacity has fluctuated throughout the history of the building. It reached its highest number of 15,646 in 1969 when 4,000 seats were added in the east and west ends. When chairback seats in the end zones and suites on the north side were installed in the late 1990s capacity lowered to 14,168. Shortly thereafter, university officials removed portions of media press row on the south side in an effort to expand the student section by nearly 150 seats. Official capacity is now 14,326.

## YEAR-BY-YEAR HOME RECORD

Year	W-L
2024-25	12-1
2023-24	12-5
2022-23	9-7
2021-22	12-5
2020-21*	3-2
2019-20	10-6
2018-19	5-9
2017-18	4-11
2016-17	10-5
2015-16	10-6
2014-15	9-6
2013-14	12-5
2012-13	12-2
2011-12	18-2
2010-11	12-3
2009-10	12-4
2008-09	15-1
2007-08	13-3
2006-07	15-1
2005-06	13-3
2004-05	11-3
2003-04	11-3
2002-03	11-2
2001-02	18-1
2000-01	16-2
1999-00	11-3
1998-99	9-5
1997-98	12-2
1996-97	13-1
1995-96	13-2
1994-95	16-1
1993-94	14-2
1992-93	15-1
1991-92	13-2
1990-91	11-3
1989-90	15-2
1988-89	10-1
1987-88	12-2
1986-87	15-2
1985-86	11-3
1984-85	6-4
1983-84	9-3
1982-83	5-6
1981-82	10-4
1980-81	6-5
1979-80	6-5
1978-79	7-5
1977-78	10-2
Total.....	533-164 (.765)

Vanderbilt has ranked among the top attendance draws in women's basketball over the years. Here is a year-by-year look at VU's home attendance figures, including where the team has ranked nationally in total attendance since the 1999-00 season:

Year	Games	Total	Average	National Rank (Total)
2024-25	13	49,452	3,803	25th
2023-24	17	47,479	2,793	53rd
2022-23	16	38,640	2,415	57th
2021-22	18	31,211	1,734	51st
2020-21*	5	209	42	—
2019-20	16	37,391	2,369	54th
2018-19	14	33,129	2,366	64th
2017-18	15	42,705	2,847	45th
2016-17	15	42,685	2,846	40th
2015-16	16	46,496	2,906	37th
2014-15	15	53,280	3,552	30th
2013-14	17	66,338	3,902	25th
2012-13	14	56,309	4,022	24th
2011-12	20	82,261	4,113	23rd
2010-11	15	68,828	4,589	20th
2009-10	16	69,521	4,345	21st
2008-09	16	76,150	4,759	18th
2007-08	17	91,279	5,369	17th
2006-07	16	72,215	4,513	23rd
2005-06	16	65,693	4,106	23rd
2004-05	14	51,682	3,692	31st
2003-04	14	44,352	3,168	33rd
2002-03	13	57,709	4,439	21st
2001-02	19	90,800	4,779	16th
2000-01	18	50,650	2,814	36th
1999-00	14	44,982	3,213	30th
1998-99	14	65,046	4,646	--
1997-98	14	91,056	6,504	--
1996-97	14	67,967	4,854	--
1995-96	15	88,151	5,877	--
1994-95	17	69,788	4,105	--
1993-94	14	73,686	5,253	--
1992-93	14	67,871	4,848	--
1991-92	15	36,266	2,418	--
1990-91	14	20,205	1,443	--
1989-90	17	25,887	1,522	--
1988-89	11	14,265	1,297	--
1987-88	13	7,324	563	--
1986-87	17	12,248	721	--
1985-86	14	5,750	411	--
1984-85	10	4,450	445	--
1983-84	12	8,664	722	--
1982-83	11	6,950	632	--
1981-82	14	6,310	451	--
1980-81	10	2,525	253	--

\*Vanderbilt discontinued its 2020-21 season due to the COVID-19 pandemic

## Memorial Gym Women's Basketball Crowds Over 10,000

Rank	Attendance	Opponent	Date
1.	15,317	Tennessee	1/30/1993
2.	15,311	Tennessee	2/7/1999
3.	15,187	Tennessee	2/25/1996
4.	14,848	Tennessee	2/16/1998
5.	14,316	Tennessee	2/17/2008
6.	14,168	Tennessee	2/16/2002
7.	13,227	Tennessee	12/31/1994
8.	13,127	Tennessee	1/19/2006
9.	12,645	Tennessee	1/31/1994
10.	12,417	Tennessee	1/19/1997
11.	12,131	Ohio State	1/6/1993
12.	12,034	Tennessee	2/9/2012
13.	12,009	Tennessee	1/25/2007
14.	11,401	Tennessee	2/2/2003
15.	11,386	Tennessee	2/14/2011
16.	10,561	Tennessee	2/15/2004
17.	10,154	Tennessee	1/24/2013
18.	10,149	Tennessee	2/24/2000





## RECORDS AT A GLANCE

### Points

Game	1.	42 • Khamil Pierre vs. Evansville, 12.14.24
	2.	41 • CJaja Harbison vs. Texas A&M, 1.29.23
	.	Chantelle Anderson at Mississippi State, 2.8.01
	7.	37 • Iyana Moore at Kentucky, 1.11.24
	8.	36 • Mikayla Blakes vs. Georgia, 1.2.25
	.	36 • Wendy Scholtens vs. Lipscomb, 1.9.90
	2024-25	42 • Khamil Pierre vs. Evansville, 12.14.24
Season	1.	855 • Wendy Scholtens, 1989-90
	10.	612 • Sheri Sam, 1995-96
	2024-25	440 • Mikayla Blakes
Career	1.	2,604 • Chantelle Anderson, 2000-03
	10.	1,618 • Jasmine Lister, 2011-14
	Active	1,184 • Iyana Moore, 2022-present

### Field Goals Made

Game	1.	19 • Khamil Pierre vs. Evansville, 12.14.24
	.	Chantelle Anderson at Portland State, 12.23.00
	8.	15 • 8 Times, Last: Sacha Washington vs. La. Tech, 12.3.23
	2024-25	19 • Khamil Pierre vs. Evansville, 12.14.24
Season	1.	309 • Wendy Scholtens, 1989-90
	10.	241 • Aljeanette Bramlett, 1981-82
	2024-25	181 • Khamil Pierre
Career	1.	1,020 • Chantelle Anderson, 2000-03
	10.	625 • Sheri Sam, 1992-96
	Active	403 • Sacha Washington, 2022-present

### Field Goals Attempted

Game	1.	31 • Eva Lemeh at Georgia, 2.16.81
	5.	28 • Khamil Pierre vs. Evansville, 12.14.24
		Gayle Kinzer at Belmont, 1.19.81
	8.	25 • Three times, Last: Tiffany Clarke vs. Texas A&M, 2.24.13
	2024-25	28 • Khamil Pierre vs. Evansville, 12.14.24
Season	1.	571 • Barbara Brackman, 1981-82
	10.	463 • Donna Atkinson, 1983-84
	2024-25	336 • Khamil Pierre
Career	1.	1,655 • Wendy Scholtens, 1988-91
	10.	1,301 • Carla Thomas, 2004-2007
	Active	1,037 • Iyana Moore, 2022-present

### Field Goal Percentage

Game	1.	1.000 • 4 Times, Last: Hannah Tuomi, 10-10 vs. UF, 2.24.10
(Min. 10 FGM)	9.	.917 • 3 Times, Last: Ashley Earley, 11-12 at Tenn., 2.13.05
	2024-25	.706 (12-17) • Khamil Pierre vs. Lipscomb, 11.4.24
Season	1.	.723 (292-404) • Chantelle Anderson, 2000-01
(Min. 150 FGM)	10.	.602 (103-171) • Nicole Jules, 2005-06
	2024-25	.539 (181-336) • Khamil Pierre
Career	1.	.651 (1,020-1,568) • Chantelle Anderson, 2000-03
(Min. 400 FGM)	10.	.543 (706-1,301) • Carla Thomas, 2004-07
	Active	.487 (403-824) • Sacha Washington, 2022-present

### 3-Pointers Made

Game	1.	9 • Iyana Moore, vs. Alabama State, 12.28.21
	5.	7 • 11 Times, Last: Marnelle Garraud at Arkansas, 1.16.23
	2024-25	5 • Six Times, Last: Iyana Moore at LSU, 01.13.25
Season	1.	95 • Caroline Williams, 2005-06
	10.	80 • Christina Wirth, 2008-09
	2024-25	47 • Iyana Moore
Career	1.	276 • Christina Foggie, 2011-14
	8.	179 • Michelle Palmisano, 1995-97
	9.	183 • Iyana Moore, 2022-present

### 3-Pointers Attempted

Game	1.	17 • Christina Foggie vs. Virginia, 11.23.12
		17 • Christina Foggie vs. Maryland, 3.28.09
	10.	13 • 12 Times, Last: Marnelle Garraud, vs. Georgia, 2.5.23
	2024-25	13 • Iyana Moore vs. Kentucky, 01.05.25
	1.	225 • Merideth Marsh, 2009-10
	10.	241 • Aljeanette Bramlett, 1981-82
	2024-25	149 • Mikayla Blakes
Career	1.	735 • Christina Foggie, 2011-14
	6.	512 • Caroline Williams, 2004-07
	7.	508 • Iyana Moore, 2022-present

### 3-Point Percentage

Game	1.	1.000 • Seven Times, Last: Erin Whalen (5-5) at Ala. 1.21.18
(Min. 5 3PM)	2024-25	.625 (5-8) • Three Times, Last: Iyana Moore at LSU, 1.13.25
Season	1.	.505 (48-95) • Caroline Williams, 2004-05
(Min. 40 3PA)	10.	.446 (37-83) • Christa Reed, 2016-17
	2024-25	.362 (47-130) • Iyana Moore
Career	1.	.465 (238-512) • Caroline Williams, 2004-07
(Min. 100 3PM)	10.	.394 (145-368) • Donna Harris, 1990-94
	Active	.360 (183-508) • Iyana Moore, 2022-present

### Free Throws Made

Game	1.	18 • Ashley McElhiney vs. LSU, 2.15.01
	.	18 • Wendy Scholtens at Tenn. Tech, 1.11.89
	6.	14 • 5 Times, Last: Chantelle Anderson vs. North Carolina, 3.23.02
	2024-25	13 • Mikayla Blakes vs. Georgia, 01.02.25
Season	1.	236 • Wendy Scholtens, 1989-90
	10.	133 • Tiffany Clarke, 2012-13
	.	133 • Harriet Brumfield, 1981-82
	2024-25	90 • Mikayla Blakes
Career	1.	681 • Wendy Scholtens, 1988-91
	10.	298 • Ashley McElhiney, 2000-03
	Active	217 • Iyana Moore, 2022-present

### Free Throws Attempted

Game	1.	19 • Ashley McElhiney vs. LSU, 2.15.01
	6.	16 • 6 Times, Last: Sacha Washington vs. Fairfield, 11.12.23
	2024-25	14 • Mikayla Blakes, Twice: Last: vs. Tennessee, 01.19.25
Season	1.	264 • Wendy Scholtens, 1989-90
	10.	190 • Christina Foggie, 2013-14
	2024-25	105 • Mikayla Blakes
Career	1.	785 • Wendy Scholtens, 1988-91
	10.	413 • Dee Davis, 2004-07
	Active	316 • Sacha Washington, 2022-present

### Free Throw Percentage

Game	1.	1.000 • 19 Times, Last: Iyana Moore (10-10) vs. Ga., 3.3.24
(Min. 10 FTM)	2024-25	.929 (13-14) • Mikayla Blakes vs. Georgia, 01.02.25
Season	1.	.938 (61-65) • Christa Reed, 2017-18
	10.	.870 (47-54) • Bella LaChance, 2022-23
	2024-25	.860 (90-105) • Mikayla Blakes
Career	1.	.868 (681-785) • Wendy Scholtens, 1988-91
(Min. 160 FTM)	5.	.813 (213-262) • Iyana Moore, 2022-present
	10.	.789 (195-247) • Julie Powell, 1991-94
	Active	.816 (217-266) • Iyana Moore, 2022-present

### Rebounds

Game	1.	22 • Wendy Scholtens vs. Lipscomb, 1.9.90
		22 • Wendy Scholtens vs. Wright State, 12.9.89
		22 • Barbara Brackman vs. Union, 1.4.83
	10.	19 • 6 Times, Last: Jennifer Holmes vs. Florida, 2.25.99
	2024-25	18 • Khamil Pierre vs. Evansville, 12.14.24
Season	1.	389 • Wendy Scholtens, 1989-90
	10.	283 • Barbara Brackman, 1981-82
	2024-25	206 • Khamil Pierre
Career	1.	1,272 • Wendy Scholtens, 1988-91
	10.	822 • Chantelle Anderson, 2000-03
	Active	720 • Sacha Washington, 2022-present

### Assists

Game	1.	17 • Ashley McElhiney at Louisville, 1.2.03
	7.	13 • 5 Times, Last: Jasmine Lister vs. Tenn., 2.9.12
	2024-25	11 • Jordyn Oliver vs. Georgia, 01.02.25
Season	1.	262 • Cathy Bender, 1981-82
	10.	168 • Jasmine Lister, 2012-13
	2024-25	81 • Jordyn Oliver
Career	1.	730 • Dee Davis, 2004-07
	10.	438 • Jordyn Cambridge, 2018-24
	Active	229 • Iyana Moore, 2022-present

### Steals

Game	1.	11 • Eva Lemeh vs. Murray State, 12.14.80
	6.	8 • 8 Times, Last: Khamil Pierre vs. Evansville, 12.14.24
	2024-25	8 • Khamil Pierre vs. Evansville, 12.14.24
Season	1.	129 • Jordyn Cambridge, 2021-22
	10.	87 • Karen Booker, 1989-90
	.	87 • Jade Huntington, 1989-90
	2024-25	64 • Khamil Pierre
Career	1.	351 • Jordyn Cambridge, 2018-24
	10.	221 • Jennifer Risper, 2006-09
	Active	119 • Iyana Moore, 2022-present

### Blocked Shots

Game	1.	10 • Angela Gorsica vs. Wingate, 12.28.95
	.	10 • Heidi Gillingham vs. Middle Tennessee, 1.30.92
	4.	8 • 15 Times, Last: Angela Gorsica vs. DePaul, 2.19.97
	2024-25	3 • Three Times, Last: Jordyn Oliver, West Georgia, 12.21.24
Season	1.	309 • Wendy Scholtens, 1989-90
	10.	241 • Aljeanette Bramlett, 1981-82
	2024-25	10 • Leilani Kapinus/Jordyn Oliver
Career	1.	413 • Heidi Gillingham, 1991-94
	10.	112 • Harriet Brumfield, 1982-85
	Active	108 • Sacha Washington, 2022-present

### Points Per Game

Season	1.	25.2 (855 pts) • Wendy Scholtens, 1989-90
	10.	19.7 (671 pts) • Harriet Brumfield, 1981-82
	2024-25	21.7 (434 pts) • Khamil Pierre
Career	1.	21.3 (122 GP) • Wendy Scholtens, 1988-91
(Min. 100 GP)	10.	12.8 (119 GP) • Karen Booker, 1984-87
	Active	13.5 (88 GP) • Iyana Moore, 2022-present

### Games Played

Career	1.	137 • Jessica Mooney, 2007-10
		137 • Chantelle Anderson, 2000-03
	10.	132 • Six times, Last: Tiffany Clarke, 2010-13
	Active	99 • Sacha Washington, 2022-present

### Minutes Played

Game	1.	50 • Karen McGinn vs. Auburn, 12.13.78
		50 • Ann Morrow vs. Auburn, 12.13.78
	9.	46 • Chavonne Hammond vs. Kansas, 3.18.00
		46 • Ashley Smith vs. George Washington, 12.22.98
	2024-25	40 • Mikayla Blakes vs. Michigan State, 11.27.24
Season	1.	1,298 • Ashley McElhiney, 2001-02
	10.	1,179 • Zuzi Klimesova, 2000-01
	2024-25	626 • Jordyn Oliver
Career	1.	4,626 • Jasmine Lister, 2011-14
	10.	3,779 • Christina Werth, 2006-09
	Active	2,851 • Iyana Moore, 2022-present





## THE LAST TIME WHEN...

### SCORING

Less than 40 pts	31 • East Tennessee St. • Johnson City, Tenn. • 12.01.22
40-49 pts	49 • Texas A&M • College Station, Texas • 02.15.24
Less than 50 pts & Won	49 • Texas A&M • College Station, Texas • 02.15.24
90-99 pts	93 • Alabama A&M • Nashville, Tenn. • 12.29.24
100+ pts (regulation)	101 • Arkansas • Nashville, Tenn. • 01.23.25
100+ pts	108 • Georgia • Nashville, Tenn. • 01.02.25

### OPPONENT SCORING

Less than 40 pts	37 • Austin Peay • Nashville, Tenn. • 11.08.24
40-49 pts	40 • Evansville • Nashville, Tenn. • 12.14.24
Less than 50 pts & Won	44 • East Tennessee St. • Johnson City, Tenn. • 12.01.22
90-99 pts	96 • Kentucky • Nashville, Tenn. • 01.05.25
100+ pts (regulation)	106 • South Carolina • Nashville, Tenn. • 01.14.21
100+ pts	106 • South Carolina • Nashville, Tenn. • 01.14.21

### FIELD GOAL PERCENTAGE

20.0%-29.9%	27.9% (19-68) • Florida • Gainesville, Fla. • 1.22.23
30.0%-39.9%	33.8% (23-68) • Alabama • Tuscaloosa, Ala. • 01.26.25
30.0%-39.9% & Won	33.8% (23-68) • Alabama • Tuscaloosa, Ala. • 01.26.25
50.0%-59.9%	56.5% (39-69) • Arkansas • Nashville, Tenn. • 01.23.25
50.0%-59.9% & lost	51.9% (27-52) • Alabama • Tuscaloosa, Ala. • 01.26.25
60.0% or higher	69.2% (36-52) • Air Force • Nashville, Tenn. • 11.30.15

### OPPONENT FIELD GOAL PERCENTAGE

20.0%-29.9%	27.8% (15-54) • Evansville • Nashville, Tenn. • 12.14.24
20.0%-29.9% & won	27.4% (17-62) • East Tenn. St. • Johnson City, Tenn. • 12.1.22
30.0%-39.9%	38.2% (26-68) • Tennessee • Nashville, Tenn. • 01.19.25
30.0%-39.9% & won	39.0% (23-59) • NC State • Raleigh, N.C. • 11.29.23
50.0%-59.9%	51.9% (27-52) • Alabama • Tuscaloosa, Ala. • 01.26.25
50.0%-59.9% & lost	51.9% (27-52) • Alabama • Tuscaloosa, Ala. • 01.26.25
60.0% or higher	66.7% (28-42) • Georgia • Nashville, Tenn. • 2.5.23

### FREE THROW PERCENTAGE

Less than 50.0%	37.5% (3-8) • South Florida • Tampa, Fla. • 11.14.24
90.0%-99.9%	93.5% (29-31) • Georgia • Nashville, Tenn. • 01.02.25
1.000%	15-15 • Appalachian State • Nashville, Tenn. • 12.1.24
1.000% w/ 10 or more makes	15-15 • Appalachian State • Nashville, Tenn. • 12.1.24

### OPPONENT FREE THROW PERCENTAGE

Less than 50.0%	28.6% (4-14) • Austin Peay • Nashville, Tenn. • 11.08.24
90.0%-99.9%	92.3% (12-13) • Ole Miss • Oxford, Miss. • 01.09.25
1.000%	3-3 • South Florida • Tampa, Fla. • 11.14.24
1.000% w/ 10 or more makes	12-12 • Texas A&M • College Station, Texas • 2.10.22

### BASKETS MADE

40+ field goals made	40 • Alabama A&M • Nashville, Tenn. • 12.29.24
10-14 3-point field goals made	13 • Arkansas • Nashville, Tenn. • 01.23.25
15+ 3-point field goals made	17 • Alabama State • Nashville, Tenn. • 12.28.21
Did not make a 3-pointer	0-9 • Butler • Indianapolis • 12.7.23
Made 20+ free throws	29 (29-31) • Georgia • Nashville, Tenn. • 01.02.25
Made less than five free throws	3 (3-8) • South Florida • Tampa, Fla. • 11.14.24
Made 5-10 free throws	9 (9-14) • Ole Miss • Oxford, Miss. • 01.09.25

### OPPONENT BASKETS MADE

40+ field goals made	42 • South Carolina • Nashville, Tenn. • 1.14.21
10-14 3-point field goals made	10 • West Georgia • Nashville, Tenn. • 12.21.24
15+ 3-point field goals made	15 • Kentucky • Nashville, Tenn. • 01.05.25
Did not make a 3-pointer	0-8 • Ole Miss • Nashville, Tenn. • 2.20.22
Made 20+ free throws	20 (20-24) • Ole Miss • Nashville, Tenn. • 2.1.24
Made less than five free throws	4 (4-7) • Arkansas • Nashville, Tenn. • 01.23.25
Made 5-10 free throws	5 (5-6) • Alabama • Tuscaloosa, Ala. • 01.26.25

### REBOUNDS

10-20 rebounds	20 • Georgia • Nashville, Tenn. • 2.5.23
21-29 rebounds	25 • LSU • Baton Rouge, La. • 01.13.25
40-44 rebounds	40 • Tennessee • Nashville, Tenn. • 01.19.25
45-49 rebounds	48 • Appalachian State • Nashville, Tenn. • 12.1.24
50+ rebounds	51 • West Georgia • Nashville, Tenn. • 12.21.24
20+ rebound margin	+27 • Austin Peay • Nashville, Tenn. • 11.08.24
30+ rebound margin	+30 • Samford • Nashville, Tenn. • 11.22.24

### OPPONENT REBOUNDS

20-24 rebounds	24 • Miami • Coral Gables, Fla. • 12.04.24
25-29 rebounds	26 • Samford • Nashville, Tenn. • 11.22.24
40-44 rebounds	42 • Tennessee • Nashville, Tenn. • 01.19.25
45-49 rebounds	48 • Michigan State • Palm Springs, Calif. • 11.27.24
50+ rebounds	50 • NC State • Raleigh, N.C. • 11.29.23
20+ rebound margin	+20 • LSU • Baton Rouge, La. • 01.13.25

### STEALS

0-5 steals	3 • Tennessee • Nashville, Tenn. • 01.19.25
10-15 steals	13 • Alabama A&M • Nashville, Tenn. • 12.29.24
16-19 steals	17 • Alabama • Tuscaloosa, Ala. • 01.26.25
20+ steals	24 • Evansville • Nashville, Tenn. • 12.14.24

### OPPONENT STEALS

0-5 steals	5 • Arkansas • Nashville, Tenn. • 01.23.25
10-15 steals	12 • Michigan State • Palm Springs, Calif. • 11.27.24
15-19 steals	17 • Florida • Nashville, Tenn. • 1.7.24
20+ steals	22 • UCLA • Boston, Mass. • 11.26.95

### ASSISTS

0-9 assists	6 • South Florida • Tampa, Fla. • 11.14.24
15-19 assists	12 • Tennessee • Nashville, Tenn. • 01.19.25
20-25 assists	21 • Arkansas • Nashville, Tenn. • 01.23.25
25-29 assists	27 • Georgia • Nashville, Tenn. • 01.02.25
30-plus assists	30 • Alabama A&M • Nashville, Tenn. • 12.29.24

### OPPONENT ASSISTS

0-9 assists	8 • Arkansas • Nashville, Tenn. • 01.23.25
15-19 assists	12 • Tennessee • Nashville, Tenn. • 01.19.25
20-25 assists	26 • Ole Miss • Oxford, Miss. • 01.09.25

### TURNOVERS

5-10 turnovers	7 • Kentucky • Nashville, Tenn. • 01.05.25
20-24 turnovers	21 • Michigan State • Palm Springs, Calif. • 11.27.24
25-29 turnovers	25 • Ole Miss • Oxford, Miss. • 01.09.25
30-40 turnovers	37 • UCLA • Boston, Mass. • 11.26.95

### OPPONENT TURNOVERS

5-10 turnovers	10 • Tennessee • Nashville, Tenn. • 01.19.25
20-24 turnovers	23 • Alabama • Tuscaloosa, Ala. • 01.26.25
25-29 turnovers	26 • Arkansas • Nashville, Tenn. • 01.23.25
30-40 turnovers	36 • Evansville • Nashville, Tenn. • 12.14.24

### BLOCKED SHOTS

0 Blocks	0 • South Florida • Tampa, Fla. • 11.14.24
5-9 blocked shots	6 • Georgia • Nashville, Tenn. • 01.02.25

### OPPONENT BLOCKED SHOTS

0 Blocks	0 • Butler • Nashville, Tenn. • 11.17.24
5-9 blocked shots	5 • LSU • Baton Rouge, La. • 01.13.25
10+ blocked shots	14 • South Carolina • Nashville, Tenn. • 1.19.23

### MARGIN OF VICTORY

1 point	vs. Tennessee (71-7) • Nashville, Tenn. • 01.19.25
2 points	at Arkansas (66-64) • Tuscaloosa, Ala. • 01.26.25
10-19 points	19 • Alabama A&M (93-64) • Nashville, Tenn. • 12.29.24
20-30 points	26 • Georgia (108-82) • Georgia • Nashville, Tenn. • 01.02.25
Back-to-back 20+ points	49 • Hampton (94-45) • Nashville, Tenn. • 11.20.24 45 • Samford (104-59) • Nashville, Tenn. • 11.22.24
30-39 points	35 • West Georgia (103-68) • Nashville, Tenn. • 12.21.24
Back-to-back 30+ points	49 • Hampton (94-45) • Nashville, Tenn. • 11.20.24 45 • Samford (104-59) • Nashville, Tenn. • 11.22.24
40-49 points	41 • Arkansas (101-60) • Nashville, Tenn. • 01.23.25
Back-to-back 40+ points	49 • Hampton (94-45) • Nashville, Tenn. • 11.20.24 45 • Samford (104-59) • Nashville, Tenn. • 11.22.24
50-59 points	54 • Appalachian State (94-40) • Nashville, Tenn. • 12.01.24
Back-to-back 50+ points	52 • Lipscomb (102-50) • Memorial Gym • 11.04.24 56 • Austin Peay (93-37) • Nashville, Tenn. • 11.08.24
60-69 points	66 • Evansville (106-40) • Nashville, Tenn. • 12.14.24
70+ points	70 • Hampton (116-46) • Nashville, Tenn. • 11.29.98
Single-overtime win	vs. Lipscomb (72-71) • Nashville, Tenn. • 12.18.22
Double-overtime win	at Florida (106-98) • Gainesville, Fla. • 2.6.11
Triple-overtime win	NEVER OCCURRED

### OPPONENT MARGIN OF VICTORY

1 point	vs. Florida (53-52) • Greenville, S.C. • 3.3.22
2 points	vs. Missouri (65-63) • Nashville, Tenn. • 1.14.24
10-19 points	18 • Kentucky (96-78) • Nashville, Tenn. • 01.05.25
20-30 points	28 (87-59) • Ole Miss • Oxford, Miss. • 01.09.25
Back-to-back 20+ points	25 • LSU (88-63) • Baton Rouge, La. • 11.23 21 • Ole Miss (74-53) • Oxford, Miss. • 1.5.23
30-39 points	37 • Alabama (98-61) • Tuscaloosa, Ala. • 1.26.20
40-49 points	48 • South Carolina (96-48) • Nashville, Tenn. • 1.19.23
50-59 points	55 • South Carolina (85-30) • Columbia, S.C. • 01.24.22
60-69 points	63 • South Carolina (106-43) • Nashville, Tenn. • 01.14.21
70+ points	NEVER OCCURRED
Single-overtime win	Alabama (77-71) • Nashville, Tenn. • 2.6.22
Double-overtime win	Auburn (96-93) • Auburn, Ala. • 1.20.90
Triple-overtime win	NEVER OCCURRED

**LAST TIME...**

<b>A DORE SCORED 20 OR MORE PTS</b> Mikayla Blakes • 33 Pts at Alabama • 01.26.25
<b>TWO DORES SCORED 20 OR MORE PTS</b> Mikayla Blakes • 24 Pts vs. Arkansas • 01.23.25 Khamil Pierre • 20 Pts vs. Arkansas • 01.23.25
<b>AN OPPONENT SCORED 20 OR MORE PTS</b> Sarah Ashlee Barker, Alabama • 36 Pts • 01.26.25
<b>TWO OPPONENTS SCORED 20 OR MORE PTS</b> FlauJae Johnson, LSU • 25 Pts • 01.13.25 Aneesah Morrow, LSU • 23 Pts • 01.13.25 Mikaylah Williams, LSU • 20 Pts • 01.13.25
<b>A DORE SCORED 30 OR MORE PTS</b> Mikayla Blakes • 33 Pts at Alabama • 01.26.25
<b>AN OPP. SCORED 30 OR MORE PTS</b> Sarah Ashlee Barker, Alabama • 36 Pts • 01.26.25
<b>A DORE SCORED 40 OR MORE PTS</b> Khamil Pierre • 42 Pts vs. Evansville • 12.14.24
<b>A DORE COLLECTED 15 OR MORE REBS</b> Khamil Pierre • 18 Reb vs. Evansville • 12.14.24
<b>AN OPP. COLLECTED 15 OR MORE REBS</b> Aneesah Morrow, LSU • 15 Reb • 01.13.25
<b>A DORE COLLECTED 10 OR MORE AST</b> Jordyn Oliver • 11 Ast vs. Georgia • 01.02.24
<b>AN OPP. COLLECTED 10 OR MORE AST</b> Alexis Morris, LSU • 12 Ast • 01.01.23
<b>A DORE HAD FIVE OR MORE STL</b> Khamil Pierre • 5 Stl at Alabama • 01.26.25
<b>AN OPP. COLLECTED FIVE OR MORE STL</b> Grace VanSlooten, Michigan State • 5 Stl • 11.27.24
<b>A DORE HAD FIVE OR MORE BLK</b> Sacha Washington • 6 Blk vs. Dayton • 12.20.23
<b>AN OPP. COLLECTED FIVE OR MORE BLK</b> L'or Mputu, South Florida • 6 Blk • 11.14.24
<b>A DORE MADE 10-PLUS FG</b> Mikayla Blakes • 10 FGM at Alabama • 01.26.25
<b>A DORE MADE 10-PLUS FG IN BACK-TO-BACK GAMES</b> Khamil Pierre (3) • 10 FGM vs. West Georgia • 12.21.24 13 FGM vs. Alabama A&M • 12.29.24 11 FGM vs. Georgia • 01.02.25
<b>AN OPP. MADE 10 OR MORE FG</b> Sarah Ashlee Barker, Alabama • 15 FGM • 01.26.25
<b>A DORE ATTEMPTED 20 OR MORE FG</b> Mikayla Blakes • 21 FGA at Alabama • 01.26.25
<b>AN OPP. ATTEMPTED 20 OR MORE FG</b> Sarah Ashlee Barker, Alabama • 21 FGA • 01.26.25
<b>A DORE MADE 10 OR MORE FREE THROWS</b> Mikayla Blakes • 10 FTM at Alabama • 01.26.25
<b>AN OPP. MADE 10 OR MORE FREE THROWS</b> Diamond Battles, Georgia • 10 FTM • 2.5.23
<b>A DORE MADE 5 OR MORE 3-PT FG</b> Iyana Moore • 5 3PT FGM at LSU • 01.13.25
<b>AN OPP. MADE 5 OR MORE 3-PT FG</b> Kennedy Todd-Williams, Ole Miss • 5 3PT FGM • 01.09.25
<b>VANDY HAD 5 OR PLAYERS IN DBL FIGURES</b> Five Players • vs. Arkansas • 01.23.25
<b>AN OPP. HAD 5 OR PLAYERS IN DBL FIGURES</b> Ole Miss • Five Players • 01.09.25
<b>VANDY PLAYER HAD A DOUBLE-DOUBLE</b> Khamil Pierre • 12 pts, 14 reb at Alabama • 01.26.25
<b>A DORE HAD CONSECUTIVE DOUBLE-DOUBLES</b> Khamil Pierre (4) • 14 pts, 10 reb at Dayton • 12.19.24 23 pts, 10 reb vs. West Georgia • 12.21.24 42 pts, 18 reb vs. Evansville • 12.14.24 28 pts, 13 reb at Miami • 12.04.24
<b>AN OPP. HAD A DOUBLE-DOUBLE</b> Zee Spearman, Tennessee • 11 pts, 11 reb • 01.19.25
<b>VANDY HAD 2 PLAYERS POST A DOUBLE-DOUBLE</b> vs. Evansville • 12.14.24 Khamil Pierre • 42 pts, 18 reb Leilani Kapinus • 11 reb, 10 pts
<b>AN OPP. HAD 2 PLAYERS POST A DOUBLE-DOUBLE</b> Ivy Wolf, Dayton • 23 pts, 10 reb • 12.19.24 Arianna Smith, Dayton • 16 pts, 12 reb • 12.19.24
<b>VANDY HAD 3 PLAYERS POST A DBL-DBL</b> vs. Western Kentucky • 11.15.23 Sacha Washington • 18 pts, 10 reb Jordyn Oliver • 15 pts, 10 reb Jordyn Cambridge • 11 pts, 13 reb
<b>VANDY PLAYER HAD A TRIPLE-DOUBLE</b> Jordyn Cambridge • vs. Texas A&M • 3.2.23 15 reb, 13 pts, 10 ast
<b>ALL VANDY PLAYERS THAT PLAYED SCORED</b> 9 players vs. Arizona • 11.26.24

**RECORD WHEN...**

<b>2024-25 OVERALL</b>	<b>17-4</b>
AT HOME	12-1
ON THE ROAD	4-2
NEUTRAL GAMES	1-1
IN OVERTIME	0-0
IN DOUBLE OVERTIME	0-0
AFTER A WIN	14-3
AFTER A LOSS	2-1
LEADING AT HALFTIME	16-0
TRAILING AT HALFTIME	1-3
TIED AT HALFTIME	0-1
LEADING AFTER 1ST QUARTER	15-3
TRAILING AFTER 1ST QUARTER	2-0
TIED SCORE AFTER 1ST QUARTER	0-1
OUTSCORING OPP. IN 2ND HALF	15-0
OUTSCORED BY OPP. IN 2ND HALF	2-4
SCORING SAME PTS IN 2ND HALF	0-0
LEADING WITH 5 MIN. REMAINING	16-1
TRAILING WITH 5 MIN. REMAINING	1-3
TIED WITH 5 MIN. REMAINING	0-0
SCORING FEWER THAN 50 POINTS	0-0
SCORING 50-59 POINTS	0-1
SCORING 60-69 POINTS	2-0
SCORING 70-79 POINTS	2-3
SCORING 80-89 POINTS	3-0
SCORING 90-99 POINTS	4-0
SCORING 100+ POINTS	6-0
ALLOWING 39-OR-FEWER POINTS	1-0
ALLOWING 40-49 POINTS	4-0
ALLOWING 50-59 POINTS	3-0
ALLOWING 60-69 POINTS	6-0
ALLOWING 70-79 POINTS	2-1
ALLOWING 80-89 POINTS	1-2
ALLOWING 90-OR-MORE POINTS	0-1
GAME DECIDED BY 1-POINT	1-0
GAME DECIDED BY 2-3 POINTS	1-0
GAME DECIDED BY 4-5 POINTS	0-0
GAME DECIDED BY 6-9 POINTS	0-2
GAME DECIDED BY 10-19 POINTS	5-1
GAME DECIDED BY 20-29 POINTS	2-1
GAME DECIDED BY 30-39 POINTS	1-0
GAME DECIDED BY 40-49 POINTS	3-0
GAME DECIDED BY 50-59 POINTS	3-0
GAME DECIDED BY 60+ POINTS	1-0
HIGHER FIELD GOAL PERCENTAGE	12-0
LOWER FIELD GOAL PERCENTAGE	5-4
SAME FIELD GOAL PERCENTAGE	0-0
SHOOTING LESS THAN 30%	0-0
SHOOTING 30-39%	5-2
SHOOTING 40-49%	5-2
SHOOTING 50+%	7-0
OPP. SHOOTING LESS 30%	5-0
OPP. SHOOTING 30-39%	6-0
OPP. SHOOTING 40-49%	4-2
OPP. SHOOTING 50+%	2-2
MORE MADE 3-PT THAN OPP.	9-1
FEWER MADE 3-PT THAN OPP.	5-3
SAME 3-PT MAKES AS OPP.	3-0
MAKING FEWER THAN FIVE 3-PT FG	3-2
MAKING BETWEEN 5-9 3-PT FG	11-2
MAKING 10+ 3-PT FG	3-0
ALLOWING FEWER THAN 5 3-PT FG	9-2
ALLOWING BETWEEN 5-9 3-PT FG	6-1
ALLOWING 10+ 3-PT FG	2-1

MAKING MORE FREE THROWS	16-1
MAKING FEWER FREE THROWS	0-2
MAKING SAME FREE THROWS	1-1
MAKING FEWER THEN 10 FREE THROWS	2-1
MAKING 10-19 FREE THROWS	12-2
MAKINGS 20+ FREE THROWS	3-0
OPP. MAKES 0-10 FREE THROWS	12-0
OPP. MAKES 10-19 FREE THROWS	5-4
OPP. MAKES 20+ FREE THROWS	0-0
OUTREBOUNDING OPP.	13-0
OUTREBOUNDED BY OPP.	4-4
SAME TOTAL OF REBOUNDS	0-0
FEWER THAN 10 ASSISTS	1-0
10-19 ASSISTS	8-4
20+ ASSISTS	8-0
NO BLOCKS	0-0
1-4 BLOCKS	12-4
5+ BLOCKS	5-0
COMMITTING FEWER TURNOVERS	16-2
COMMITTING MORE TURNOVERS	1-2
COMMITTING SAME TURNOVERS	0-0
FORCING FEWER THAN 10 TURNOVERS	0-0
FORCING 10-19 TURNOVERS	3-3
FORCING 20-29 TURNOVERS	12-1
FORCING 30+ TURNOVERS	2-0
IN DAY GAMES	9-3
IN NIGHT GAMES	8-1
ON SUNDAY	5-1
ON MONDAY	1-1
ON TUESDAY	1-0
ON WEDNESDAY	2-1
ON THURSDAY	4-1
ON FRIDAY	2-0
ON SATURDAY	2-0
IN NOVEMBER	7-1
IN DECEMBER	6-0
IN JANUARY	4-3
IN FEBRUARY	0-0
IN MARCH	0-0
VS. SEC	4-3
VS. SEC AT MEMORIAL GYM	3-1
VS. SEC ON THE ROAD	1-2
VS. RANKED OPPONENTS	2-2
WINNING THE OPENING TIP	14-1
LOSING THE OPENING TIP	3-3
WEARING WHITE	8-1
WEARING VANDY SCRIPT WHITE	2-1
WEARING GOLD	1-0
WEARING BLACK	4-2
WEARING V BLACK	1-0
WEARING GRAY	1-0
WEARING PLAY4KAY JERSEY	0-0





## 2024-25 GAME LEADERS

OPPONENT	DATE	SCORE	W/L	POINTS	REBOUNDS	ASSISTS	STEALS	BLOCKS
Lipscomb	11-04-24	102-50	W	Pierre (25)	Pierre (14)	Blakes (5)	Greene (6)	Mitchell (1)
Austin Peay	11-08-24	93-37	W	Blakes/Moore (16)	Pierre (10)	Greene/Moore (3)	Blakes (3)	Kapinus/Makurat/Nwaba (2)
at South Florida	11-14-24	62-49	W	Pierre (17)	Pierre (10)	Oliver (3)	Blakes/Oliver (2)	--
Butler	11-17-24	81-52	W	Blakes (29)	Pierre (8)	Oliver (6)	Pierre (4)	Kapinus/Nwaba (1)
Hampton	11-20-24	94-45	W	Blakes (22)	Pierre (12)	Blakes (8)	Blakes/Pierre (3)	Nwaba (3)
Samford	11-22-24	104-59	W	Pierre (21)	Pierre (12)	Greene/Kapinus (6)	Kapinus/Pierre (4)	Blakes/Kapinus/Mitchell (1)
vs. Arizona	11-26-24	71-60	W	Pierre (25)	Pierre (15)	Blakes/Moore (4)	Pierre (7)	Kapinus (2)
vs. Michigan State	11-27-24	70-78	L	Pierre (19)	Mitchell/Oliver/Pierre (6)	Oliver/Pierre (4)	Pierre (4)	Kapinus/Mitchell/Oliver (1)
Appalachian State	12-01-24	94-40	W	Blakes (20)	Kapinus/Pissott (7)	Blakes (6)	Blakes (7)	Nwaba (1)
at Miami (Fla.)	12-04-24	88-70	W	Pierre (28)	Pierre (13)	Moore (7)	Pierre (4)	Moore (1)
Evansville	12-14-24	106-40	W	Pierre (42)	Pierre (18)	Blakes/Moore (3)	Pierre (8)	Mitchell (2)
at Dayton	12-19-24	80-66	W	Greene (25)	Pierre (10)	Oliver (7)	Blakes (5)	Oliver (3)
West Georgia	12-21-24	103-68	W	Blakes (24)	Pierre (10)	Blakes (6)	Oliver (4)	Oliver (3)
Alabama A&M	12-29-24	93-64	W	Pierre (29)	Oliver/Pierre (7)	Oliver (8)	Pierre (4)	Blakes/Pierre (1)
Georgia	01-02-25	108-82	W	Blakes (36)	Oliver (10)	Oliver (11)	Mitchell (2)	Moore (2)
Kentucky	01-05-25	78-96	L	Blakes (24)	Pierre (11)	Pierre (5)	Blakes (3)	Blakes (1)
at Ole Miss	01-09-25	59-87	L	Blakes (19)	Blakes (5)	Oliver (6)	Greene/Moore/Pierre (2)	Pierre (1)
at LSU	01-13-25	77-83	L	Pierre (28)	Pierre (8)	Blakes (4)	I. Moore/J. Nwaba (3)	Blakes (2)
Tennessee	01-19-25	71-70	W	Blakes (23)	Pierre (8)	5 Tied w/ 2	Greene/Nwaba/Oliver (1)	Kapinus/Moore/Oliver (1)
Arkansas	01-23-25	101-60	W	Blakes (24)	Pierre (9)	Oliver (6)	Kapinus (6)	Kapinus/Pierre/Pissott/Mitchell (1)
at Alabama	01-26-25	66-64	W	Blakes (33)	Pierre (14)	Pierre (3)	Pierre (5)	Oliver (1)
at Florida	01-30-25							
Ole Miss	02-02-25							
at Texas	02-06-25							
Mississippi State	02-13-25							
at Auburn	02-16-25							
at Oklahoma	02-20-25							
South Carolina	02-23-25							
Texas A&M	02-27-25							
at Missouri	03-02-25							

POINTS	REBOUNDS	ASSISTS	STEALS	BLOCKS
Mikayla Blakes 11 (9-2)	Khamil Pierre 18 (15-3)	Jordyn Oliver 9 (7-2)	Khamil Pierre 10 (8-2)	Lelilani Kapinus 7 (6-1)
Khamil Pierre 9 (7-2)	Jordyn Oliver 3 (2-1)	Mikayla Blakes 8 (7-1)	Mikayla Blakes 6 (5-1)	Aiyana Mitchell 5 (4-1)
Madison Greene 1 (1-0)	Leilani Kapinus 1 (1-0)	Iyana Moore 5 (5-0)	Jordyn Oliver 3 (3-0)	Jane Nwaba 4 (4-0)
Iyana Moore 1 (1-0)	Justine Pissott 1 (1-0)	Khamil Pierre 4 (2-2)	Madison Greene 3 (2-1)	Mikayla Blakes 4 (2-2)
	Aiyana Mitchell 1 (0-1)	Madison Greene 2 (2-0)	Leilani Kapinus 2 (2-0)	Jordyn Oliver 5 (4-1)
	Mikayla Blakes 1 (0-1)	Leilani Kapinus 2 (2-0)	Iyana Moore 2 (0-2)	Iyana Moore 3 (3-0)
			Aiyana Mitchell 1 (1-0)	Khamil Pierre 3 (2-1)
			Jane Nwaba 1 (1-0)	Aga Makurat 1 (1-0)
			Iyana Moore 1 (0-1)	Justine Pissott 1 (1-0)

## 2024-25 GAME HIGHS & LOWS

### HIGHS

Points	108	vs. Georgia (01/02/25)
FG Made	44	vs. Evansville (12/14/24)
FG Attempts	93	vs. Evansville (12/14/24)
3-Pt FG Made	13	vs. Appalachian St. (12/1/24) vs. Arkansas (01/23/25)
3-PT FG Attempts	38	vs. Appalachian St. (12/1/24)
FT Made	29	vs. Georgia (01/02/25)
FT Attempts	31	vs. Arizona (11/26/24) vs. Georgia (01/02/25)
Rebounds	56	vs. Samford (11/22/24)
Assists	30	vs. Alabama A&M (12/29/24)
Steals	24	vs. Evansville (12/14/24)
Blocks	9	vs. West Georgia (12/21/24)
Turnovers	23	vs. Arizona (11/26/24) at Ole Miss (01/09/25)
Fouls	22	vs. Michigan State (11/27/24)

### LOWS

Points	59	at Ole Miss (01/09/25)
FG Made	21	vs. Arizona (11/26/24)
FG Attempts	53	at Ole Miss (01/09/25)
3-Pt FG Made	2	vs. Evansville (12/14/24)
3-PT FG Attempts	14	vs. Arizona (11/26/24) vs. Michigan State (11/27/24) at LSU (01/13/25)
FT Made	3	at South Florida (11/14/24)
FT Attempts	8	at South Florida (11/14/24)
Rebounds	25	at LSU (01/14/25)
Assists	6	at South Florida (11/14/24)
Steals	3	vs. Tennessee (01/19/25)
Blocks	0	at South Florida (11/14/24)
Turnovers	5	vs. Georgia (01/02/25)
Fouls	9	vs. Alabama A&M (12/29/24)





## VANDERBILT STATS

## BENCH PRODUCTION

Game	VU-OPP	Diff.	Top Bench Scorer
Lipscomb	31-25	+6	Madison Greene, 14
Austin Peay	35-12	+23	Madison Greene, 13
at South Fla.	6-32	-26	Makurat/Mitchell/Moore, 2
Butler	17-18	-1	Aiyana Mitchell, 6
Hampton	33-18	+15	Madison Greene, 11
Samford	43-18	+25	Madison Greene, 16
vs. Arizona	15-6	+9	Leilani Kapinus, 7
vs. Michigan St.	7-9	-2	Aiyana Mitchell, 6
Appalachian St.	31-24	+7	Aga Makurat, 7
at Miami	17-11	+6	Leilani Kapinus, 8
Evansville	24-9	+15	Leilani Kapinus, 10
at Dayton	27-18	+9	Madison Greene, 25
West Georgia	35-29	+6	Leilani Kapinus, 10
Alabama A&M	30-18	+12	Madison Greene, 12
Georgia	14-34	-20	Madison Greene, 10
Kentucky	7-4	+3	Madison Greene, 3
at Ole Miss	13-16	-3	Madison Greene, 9
at LSU	4-9	-5	L. Kapinus/M. Greene, 2
Tennessee	6-9	-3	Madison Greene, 4
Arkansas	24-34	-10	Madison Greene, 10
at Alabama	8-8	--	Leilani Kapinus, 8
<b>Total</b>	<b>427-361</b>	<b>+66</b>	<b>Madison Greene, 148</b>
<b>AVG.</b>	<b>20.3-17.2</b>	<b>+3.1</b>	<b>Madison Greene, 8.8 ppg</b>

## SPECIALTY STATS

Game	Off TO	Paint	2nd Chance	Fastbreak
Lipscomb	22-8	70-22	23-8	27-3
Austin Peay	33-10	42-20	20-4	24-1
at South Fla.	19-12	28-24	12-7	3-4
Butler	41-13	30-20	10-7	14-7
Hampton	36-12	46-28	19-4	13-6
Samford	24-3	60-22	28-9	26-9
vs. Arizona	29-19	20-40	17-13	9-8
vs. Michigan St.	23-20	42-48	14-16	15-6
Appalachian St.	33-7	38-22	21-7	21-2
at Miami	27-14	46-40	16-2	8-3
Evansville	54-3	76-20	40-9	25-4
at Dayton	32-7	28-42	14-8	14-6
West Georgia	37-16	62-22	29-13	30-16
Alabama A&M	24-11	60-42	19-9	23-14
Georgia	26-8	34-48	15-13	15-12
Kentucky	7-16	26-26	26-9	5-6
at Ole Miss	19-22	34-38	9-10	7-10
at LSU	17-21	32-44	6-17	17-13
Tennessee	13-10	24-32	10-8	15-14
Arkansas	40-13	40-24	9-12	22-13
at Alabama	30-15	30-44	11-9	16-15
<b>Total</b>	<b>586-260</b>	<b>868-668</b>	<b>368-194</b>	<b>349-172</b>
<b>AVG.</b>	<b>27.9-12.4</b>	<b>41.3-31.8</b>	<b>17.5-9.2</b>	<b>16.6-8.2</b>





# SHEA RALPH

HEAD COACH  
FOURTH SEASON  
UConn - '01



## THE SHEA RALPH FILE

### Head Coach Vanderbilt (2021-Current)

- 68-52 overall record in four seasons at Vanderbilt
- Guided Vanderbilt to its first NCAA Tournament bid since the 2014 NCAA Tournament in 2023-24 and posted the Dores' first NCAA Tournament victory since 2013
- Posted the largest win improvement from one season to next in school history during the 2023-24 season, as Vandy's 23 victories marked an 11-win improvement from 2022-23
- Led Vanderbilt to its first postseason bid since the 2013-14 campaign with an appearance in the 2022 WNIT in her debut season in 2021-22
- Guided Vandy to a school record six SEC road wins in '23-'24
- Five players have earned All-SEC honors under Ralph

### Assistant Coach UConn (2008-2021)

- 462-22 in 13 seasons as an assistant coach at UConn
- Won Six NCAA National Championships
- 12 Final Four Appearances
- 16 Conference Titles
- Coached 21 WNBA Draft Picks, 9 top-5 picks, three No. 1 picks

### Assistant Coach Pittsburgh (2003-2008)

- 86-66 in five seasons as an assistant coach at Pittsburgh
- 2008 Sweet 16 Appearance
- Two NCAA Tournament Appearances (2007 & 08)
- 2006 WNIT Final Four

### Player UConn (1996-2001)

- Drafted by Utah Starzz in 2001 WNBA Draft
- Scored 1,678 career points, Ranks 8th in UConn history
- Won 2000 NCAA National Championship
- 2000 NCAA Women's Final Four MVP
- 2000 Big East Player of the Year
- 2000 All-American
- 2000 Sports Illustrated Women's College Player of the Year
- Honda Award Winner

Shea Ralph was named the sixth head coach in Vanderbilt women's basketball history on April 13, 2021. The 2024-25 campaign marks her fourth season leading the Commodores.

Ralph orchestrated one of the biggest turn-arounds in program history during the 2023-24 season, as the Commodores went from being projected last in the SEC preseason polls to earning the program's first bid into the NCAA Tournament in 10 seasons.

Vanderbilt went 23-10 in Year 3 under Ralph's direction, as the Commodores made their first appearance in the NCAA Tournament since the 2013-14 campaign. The 23 wins marked an 11-win improvement from a season ago, which is the second-largest win improvement from one season to the next in program history.

The Commodores went out and proved the preseason prognosticators wrong in 2023-24, as Vandy finished sixth in the SEC after being picked 13th in the Preseason SEC Coaches Poll and 14th in the Preseason SEC Media Poll. The Dores went 9-7 in SEC play and won a program-record six road SEC games. The nine SEC wins were the most for Vanderbilt since the 2012-13 campaign. The Commodores earned the No. 6 seed in the 2024 SEC Women's Basketball Tournament, which was the program's highest seed at the SEC Tournament since 2011.

Vanderbilt's at-large bid into the 2024 NCAA



Tournament marked the second time in her three seasons that Ralph has led the Commodores to the postseason.

A total of three Commodores earned All-SEC honors in Year 3 under Ralph. Iyana Moore made her first appearance on the All-SEC second team, while Jordyn Cambridge was named to the All-SEC defensive team for a school-record third time. Khamil Pierre was named to the All-SEC freshman team, making her the third Commodore to earn a spot on the team under Ralph, joining Moore and Sacha Washington. Pierre also was named SEC Freshman of the Week a program record five times during the season.

Vanderbilt's hard-nosed and gritty approach helped the Commodores become one of the elite defensive teams in the SEC, as Vandy ranked third in steals per game at 10.2 steals. The Dores' 315 steals during the 2023-24 campaign are the third-most in a season in program history.

Vanderbilt was hit hard with a plethora of pre-season injuries to begin the 2022-23 campaign. Coach Ralph was able to rally the Commodores and record a second-straight double-digit win season, marking the first time in six years that Vandy has posted back-to-back double-digit win campaigns.

During the 2022-23 campaign, Ralph guided Vanderbilt to a winning record inside Memorial Gymnasium for the 38th time in the last 40 seasons. The Commodores won nine games at Memorial Gym, which included victories over Texas A&M, Arkansas, and Kentucky.

Ralph was key in the development of Cijia Harbison, who transferred into the program for her graduate season and become one of the most prolific scorers in the SEC. Harbison earned second team All-SEC honors after averaging 19.6 points per game and shot 40.6% from the field. The only player in the SEC to score 40 points in a game this season, Harbison had three outings with 30-plus points among the 23 times she has scored in double figures while recording the





highest scoring average of her collegiate career. Harbison has led the Commodores in scoring 16 times, assists on 20 occasions and steals in 15 games. Harbison tied a school record with 41 points and added five steals in a January win over Texas A&M

In her inaugural season, Ralph led Vanderbilt to its first postseason appearance since 2014. The Commodores reached the third round of the Women's National Invitation Tournament, their longest postseason run since 2013. Vanderbilt also recorded its first SEC Tournament victory in six years when it defeated Texas A&M 85-69 on March 2, 2022.



In all, Ralph accrued the third-most wins of any women's basketball coach in a debut season. That included a 63-59 victory against No. 15 Florida in Memorial Gymnasium on Feb. 24, 2022, the program's first win against a ranked opponent since 2020.

Ralph wasted no time helping individual student-athletes realize their full potential. Jordyn Cambridge, Iyana Moore and Sacha Washington earned All-SEC accolades during the 2021-22 campaign. Cambridge recorded the program's first postseason triple-double during the SEC Tournament, while she and Moore contributed to a program-record 17 3-pointers against Alabama State on Dec. 28, 2021.

A seven-time national champion as a student-athlete or coach, Ralph arrived at Vanderbilt after spending the previous 13 seasons as an assistant coach alongside Geno Auriemma at the University of Connecticut. While serving as a coach at her alma mater, Ralph helped guide the Huskies to 12 Final Four appearances and six national championships, including a record four consecutive titles from 2013-16.

Ralph was an instrumental figure in recruiting and player development with the Huskies. She mentored standouts like Paige Bueckers, who in 2020-21 became the first freshman to sweep the major national player-of-the-year awards:

## RALPH'S CAREER RECORD

SEASON	TEAM	OVERALL	CONF.	CONF. FINISH	POSTSEASON
1996-97	UConn (Player)	33-1	18-0	1st	Elite Eight
1997-98	UConn (Player)	34-3	17-1	1st	Elite Eight
1998-99	UConn (Player)	29-5	17-1	T-1st	Sweet 16
1999-00	UConn (Player)	36-1	18-0	T-1st	NCAA Champions
2000-01	UConn (Player)	32-3	17-1	1st	Final Four
2003-04	Pittsburgh (AC)	6-20	2-14	13th	--
2004-05	Pittsburgh (AC)	13-15	5-11	10th	--
2005-06	Pittsburgh (AC)	22-11	9-7	T-6th	WNIT Final Four
2006-07	Pittsburgh (AC)	24-9	10-6	T-5th	NCAA 2nd Rd
2007-08	Pittsburgh (AC)	24-11	10-6	T-5th	Sweet 16
2008-09	UConn (AC)	39-0	16-0	1st	NCAA Champions
2009-10	UConn (AC)	39-0	16-0	1st	NCAA Champions
2010-11	UConn (AC)	36-2	16-0	1st	Final Four
2011-12	UConn (AC)	33-5	13-3	T-2nd	Final Four
2012-13	UConn (AC)	35-4	14-2	2nd	NCAA Champions
2013-14	UConn (AC)	40-0	18-0	1st	NCAA Champions
2014-15	UConn (AC)	38-1	18-0	1st	NCAA Champions
2015-16	UConn (AC)	38-0	18-0	1st	NCAA Champions
2016-17	UConn (AC)	36-1	16-0	1st	Final Four
2017-18	UConn (AC)	36-1	16-0	1st	Final Four
2018-19	UConn (AC)	35-3	16-0	1st	Final Four
2019-20	UConn (AC)	29-3	16-0	1st	Tournament Canceled
2020-21	UConn (AC)	28-2	18-0	1st	Final Four
2021-22	Vanderbilt (HC)	16-19	4-12	T-12th	WNIT Sweet 16
2022-23	Vanderbilt (HC)	12-19	3-13	12th	--
2023-24	Vanderbilt (HC)	23-10	9-7	6th	NCAA 1st Rd
2024-25	Vanderbilt (HC)	17-4	4-3	--	--

AT VANDERBILT: 68-52 (.567) - Four Seasons

TOTAL: 782-153 (.836) - 27 Seasons

7- NCAA National Titles ('00, '09, '10, '13, '14, '15, '16)

14 - NCAA Final Fours ('00, '01, '09, '10, '11, '12, '13, '14, '15, '16, '17, '18, '19)

16 - NCAA Elite Eights ('97, '98, '00, '01, '09, '10, '11, '12, '13, '14, '15, '16, '17, '18, '19)

18 - NCAA Sweet 16 Appearances | 16 - Conference Regular Season Championships

the Naismith Trophy, Associated Press Player of the Year, USBWA National Player of the Year, Lieberman Award and Wooden Award.

In all, Ralph worked with 21 WNBA draft picks at UConn, including nine top-five picks and three No. 1 overall selections: Tina Charles, Maya Moore and Breanna Stewart.

Prior to returning to UConn as an assistant, Ralph spent five seasons at the University of Pittsburgh from 2003-08. She was instrumental in a period of unprecedented success, helping the Panthers improve from single-digit victories to at least 22 victories in each of her final three seasons. Pitt also reached the Sweet 16 for the first time in program history in 2008.

As one of the most celebrated student-athletes in women's basketball history, Ralph ranks eighth in UConn's storied record book with 1,678 points. She also ranks among the program's all-time top 10 in career assists (456), steals (252) and field goal percentage (57.9). Ralph graduated from Connecticut in 2001 with a degree in exercise physiology.

In leading UConn to a national championship in 2000, Ralph was named an All-American and Big East Player of the Year. She was selected at the most valuable player in the 2000 NCAA Women's Final Four. She also won the Honda Award, presented to the premier female student-athlete in 12 collegiate sports, and the "Sports Illustrated for Women" Player of the Year.

Ralph was selected by the Utah Starzz in the 2001 WNBA Draft, but was unable to pursue a professional career due to a knee injury.

Ralph and her husband, Tom Garrick, have one daughter, Maysen. Currently a member of the Vanderbilt coaching staff, Garrick served as head coach of the UMass-Lowell women's basketball program from 2018-21 and previously served as a Vanderbilt assistant from 2009-15.





# 1 MIKAYLA BLAKES

@mikaylablakes  
@mikaylablakes  
@mikaylablakes

G // 5-8 // Fr. // Somerset, N.J. (Rutgers Prep HS)

## SEASON HIGHS

Points // 36, Georgia (01/02/25)  
 FG Made // 12, West Georgia (12/21/24)  
 FG Attempts // 22 (2x), Last: Kentucky (01/05/25)  
 3-Pt Made // 5 (3x), Last: Georgia (01/02/25)  
 3-Pt Attempt // 14, at Miami (12/04/24)  
 FT Made // 13, Georgia (01/02/25)  
 FT Attempt // 14, Georgia (01/02/25)  
 Rebounds // 6, at LSU (01/13/25)  
 Assists // 8, Hampton (11/20/24)  
 Steals // 7, vs. Appalachian State (12/1/24)  
 Blocks // 2, at LSU (01/13/25)  
 Minutes // 37 (3x), Last: at Alabama (01/26/25)

## CAREER HIGHS

Points // 36, Georgia (01/02/25)  
 FG Made // 12, West Georgia (12/21/24)  
 FG Attempts // 22 (2x), Last: Kentucky (01/05/25)  
 3-Pt Made // 5 (3x), Last: Georgia (01/02/25)  
 3-Pt Attempt // 14, at Miami (12/04/24)  
 FT Made // 13, Georgia (01/02/25)  
 FT Attempt // 14, Georgia (01/02/25)  
 Rebounds // 6, at LSU (01/13/25)  
 Assists // 8, Hampton (11/20/24)  
 Steals // 7, vs. Appalachian State (12/1/24)  
 Blocks // 2, at LSU (01/13/25)  
 Minutes // 37 (3x), Last: at Alabama (01/26/25)

- Two-time reigning USBWA Tamika Catchings National Freshman of the Week (Jan. 21 & Jan. 28)
- Four-Time SEC Freshman of the Week (Nov. 19, Nov. 26, Dec. 10, Jan. 28)
- NCAA.com Player of the Week (Jan. 21)
- Leads all NCAA Division I freshmen in scoring (21.0 ppg)
- First NCAA Division I freshman to score over 400 pts this season
- Set the Vanderbilt Freshman Single-Game Scoring Record w/ 36 pts vs. Georgia in her first-ever SEC contest (Jan. 2)

	SUPERLATIVES	24-25 CAREER	SUPERLATIVES	24-25 CAREER
10+ POINTS	20	20	3+ STEALS	10 10
15+ POINTS	17	17	2+ BLOCKS	1 1
20+ POINTS	13	13	DOUBLE-DOUBLES	-- --
30+ POINTS	2	2	LED VANDY IN PTS	10 10
MADE 3+ 3-PT FG	6	6	LED VANDY IN REB	1 1
10+ REBS	--	--	LED VANDY IN AST	8 8
3+ ASSISTS	12	12	LED VANDY IN STL	4 4
			LED VANDY IN BLK	4 4

## GAME-BY-GAME

DATE	OPPONENT	GS	MIN	FGM/A	FG%	3FG/A	3P%	FTM/A	FG%	OFF	DEF	TOT	AVG	PF	AST	T/O	BLK	STL	PTS	AVG	
11.4.24	LIPSCOMB	*	25:31	9-18	.500	2-7	.286	3-3	1.000	2	3	5	5.0	2	5	0	0	2	23	23.0	
11.8.24	AUSTIN PEAY	*	15:31	5-8	.625	2-4	.500	4-5	.800	2	1	3	4.0	1	1	2	1	3	16	19.5	
11.14.24	AT SOUTH FLORIDA	*	31:24	6-14	.429	2-8	.250	2-4	.500	0	2	2	3.3	1	1	5	0	2	16	18.3	
11.17.24	BUTLER	*	35:34	9-18	.500	4-9	.444	7-8	.875	1	1	2	3.0	3	2	3	0	3	29	21.0	
11.20.24	HAMPTON	*	29:14	9-14	.643	1-5	.200	3-5	.600	1	2	3	3.0	2	8	3	0	3	22	21.2	
11.22.24	SAMFORD	*	23:12	5-12	.417	2-5	.400	2-2	1.000	1	2	3	3.0	2	5	3	1	2	14	20.0	
11.26.24	VS. ARIZONA	*	34:31	6-14	.429	5-8	.625	6-6	1.000	0	2	2	2.9	4	4	1	0	4	23	20.4	
11.27.24	VS. MICHIGAN ST.	*	26:36	3-10	.300	1-4	.250	6-6	1.000	1	0	1	2.6	3	3	3	0	2	13	19.5	
12.1.24	APPALACHIAN ST.	*	28:35	7-15	.467	2-8	.250	4-4	1.000	2	1	3	2.7	2	6	2	0	7	20	19.6	
12.4.24	AT MIAMI	*	37:14	10-22	.455	5-14	.357	1-2	.500	0	1	1	2.5	2	3	3	0	0	26	20.2	
12.14.24	EVANSVILLE	*	26:07	7-19	.368	1-7	.143	7-7	1.000	3	1	4	2.6	2	3	1	0	1	22	20.4	
12.19.24	AT DAYTON	*	26:50	6-17	.353	2-8	.250	2-2	1.000	1	0	1	2.5	4	1	3	0	5	16	20.0	
12.21.24	WEST GEORGIA	*	27:09	12-20	.600	0-6	.000	0-0	.000	2	2	4	2.6	1	6	2	0	3	24	20.3	
12.29.24	ALABAMA A&M	*	17:01	2-9	.222	0-5	.000	1-3	.333	1	2	3	2.6	0	1	1	1	3	5	19.2	
1.2.25	GEORGIA	*	32:42	9-20	.450	5-9	.556	13-14	.929	2	1	3	2.7	3	5	0	1	1	36	20.3	
1.5.25	KENTUCKY	*	35:34	9-22	.409	3-11	.273	3-4	.750	4	1	5	2.8	4	0	4	1	3	24	20.6	
1.9.25	AT OLE MISS	*	36:11	8-16	.500	2-7	.286	1-2	.500	1	4	5	2.9	3	2	5	0	1	19	20.5	
1.13.25	AT LSU	*	37:28	4-13	.308	0-4	.000	4-4	1.000	2	4	6	3.1	1	4	9	2	2	12	20.0	
1.19.25	TENNESSEE	*	28:18	7-17	.412	2-6	.333	7-8	.875	2	0	2	3.1	4	2	3	0	0	23	20.2	
1.23.25	ARKANSAS	*	26:49	8-13	.615	4-6	.667	4-4	1.000	2	0	2	3.0	1	3	1	0	1	24	20.4	
1.26.25	AT ALABAMA	*	37:06	10-21	.476	3-8	.375	10-12	.833	1	4	5	3.1	2	1	3	0	3	33	21.0	
1.30.25	AT FLORIDA																				
2.2.25	OLE MISS																				
2.6.25	AT TEXAS																				
2.13.25	MISSISSIPPI ST.																				
2.16.25	AT AUBURN																				
2.20.25	AT OKLAHOMA																				
2.23.25	SOUTH CAROLINA																				
2.27.25	TEXAS A&M																				
3.2.25	AT MISSOURI																				
<b>TOTAL</b>			<b>21</b>	<b>618:36</b>	<b>151-332</b>	<b>.455</b>	<b>48-149</b>	<b>.322</b>	<b>90-105</b>	<b>.857</b>	<b>31</b>	<b>34</b>	<b>65</b>	<b>3.1</b>	<b>47</b>	<b>66</b>	<b>57</b>	<b>7</b>	<b>51</b>	<b>440</b>	<b>21.0</b>

## CAREER STATS

YEAR	GP	GS	MIN	AVG	FG	FGA	PCT	3FG	3FGA	3PCT	FT	FTA	PCT	OFF	DEF	TOT	AVG	PF	FO	AST	TO	BLK	STL	PTS	AVG
2024-25	21	21	619	29.5	151	332	.455	48	149	.322	90	105	.857	31	34	65	3.1	47	0	66	57	7	51	440	21.0
<b>CAREER</b>	<b>21</b>	<b>21</b>	<b>619</b>	<b>29.5</b>	<b>151</b>	<b>332</b>	<b>.455</b>	<b>48</b>	<b>149</b>	<b>.322</b>	<b>90</b>	<b>105</b>	<b>.857</b>	<b>31</b>	<b>34</b>	<b>65</b>	<b>3.1</b>	<b>47</b>	<b>0</b>	<b>66</b>	<b>57</b>	<b>7</b>	<b>51</b>	<b>440</b>	<b>21.0</b>



# 2 JADA BROWN

@\_jadabrown  
 @brownjadaa  
 @jadabrown\_

**G // 5-8 // Jr. // Bentonville, Ark. (Bentonville HS)****SEASON HIGHS**

Points // 6, West Georgia (12/21/24)  
 FG Made // 2, West Georgia (12/21/24)  
 FG Attempts // 3, West Georgia (12/21/24)  
 3-Pt Made // 1 (2x), Last: West Georgia (12/21/24)  
 3-Pt Attempt // 2, West Georgia (12/21/24)  
 FT Made // 2, Lipscomb (11/4/24)  
 FT Attempt // 2 (2x), Last: West Georgia (12/21/24)  
 Rebounds // 2 (4x), Last: West Georgia (12/21/24)  
 Assists // 2, Alabama A&M (12/29/24)  
 Steals // 2 (2x), Last: West Georgia (12/21/24)  
 Blocks // --  
 Minutes // 13, Lipscomb (11/4/24)

**CAREER HIGHS**

Points // 12, vs. NC State (11/24/22)  
 FG Made // 4, vs. NC State (11/24/22)  
 FG Attempts // 12, Samford (11/10/22)  
 3-Pt Made // 4, vs. NC State (11/24/22)  
 3-Pt Attempt // 8, at LSU (01/01/23)  
 FT Made // 2 (7x), Last: Lipscomb (11/4/24)  
 FT Attempt // 2 (12x), Last: West Georgia (12/21/24)  
 Rebounds // 4 (4x), Last Radford (12/31/23)  
 Assists // 5, Tarleton State (11/15/22)  
 Steals // 2 (5x), Last: West Georgia (12/21/24)  
 Blocks // 1 (2x), Last: Florida (01/22/23)  
 Minutes // 42, Lipscomb (12/18/22)

- Appeared in 11 games off the bench in '24-25
- Shooting 54.5% from the field (6-of-11)
- Scored a season-high 6 pts in 10 min. vs. West Georgia
- Played in 59 career games with 22 starts at Vanderbilt
- Scored career-best 12 pts vs. NC State (11.24.22)
- SEC Winter Academic Honor Roll ('24)
- Majoring in Human & Organizational Development

SUPERLATIVES	24-25 CAREER	SUPERLATIVES	24-25 CAREER
10+ POINTS	-- 2	3+ STEALS	-- --
15+ POINTS	-- --	2+ BLOCKS	-- --
20+ POINTS	-- --	DOUBLE-DOUBLES	-- --
30+ POINTS	-- --	LED VANDY IN PTS	-- --
MADE 3+ 3-PT FG	-- 3	LED VANDY IN REB	-- --
10+ REBS	-- --	LED VANDY IN AST	-- 1
3+ ASSISTS	-- 1	LED VANDY IN STL	-- --
		LED VANDY IN BLK	-- --

**GAME-BY-GAME**

DATE	OPPONENT	GS	MIN	FGM/A	FG%	3FG/A	3P%	FTM/A	FG%	OFF	DEF	TOT	AVG	PF	AST	T/O	BLK	STL	PTS	AVG
11.4.24	LIPSCOMB		12:44	1-2	.500	0-0	.000	2-2	1.000	1	0	1	1.0	3	0	0	0	0	4	4.0
11.8.24	AUSTIN PEAY		08:06	0-1	.000	0-1	.000	0-0	.000	1	1	2	1.5	2	1	0	0	2	0	2.0
11.14.24	AT SOUTH FLORIDA		01:49	0-0	.000	0-0	.000	0-0	.000	0	0	0	1.0	0	0	0	0	0	0	1.3
11.17.24	BUTLER		03:55	0-1	.000	0-0	.000	0-0	.000	1	0	1	1.0	0	1	0	0	0	0	1.0
11.20.24	HAMPTON		03:57	0-0	.000	0-0	.000	0-0	.000	1	1	2	1.2	0	0	1	0	0	0	0.8
11.22.24	SAMFORD		02:55	0-0	.000	0-0	.000	0-0	.000	0	0	0	1.0	1	0	0	0	0	0	0.7
11.26.24	VS. ARIZONA																			
11.27.24	VS. MICHIGAN ST.																			
12.1.24	APPALACHIAN ST.		05:46	1-1	1.000	1-1	1.000	0-0	.000	0	2	2	1.1	0	1	0	0	1	3	1.0
12.4.24	AT MIAMI																			
12.14.24	EVANSVILLE		06:19	1-1	1.000	0-0	.000	0-0	.000	0	0	0	1.0	0	0	1	0	1	2	1.1
12.19.24	AT DAYTON																			
12.21.24	WEST GEORGIA		10:00	2-3	.667	1-2	.500	1-2	.500	0	2	2	1.1	1	0	0	0	2	6	1.7
12.29.24	ALABAMA A&M		04:01	0-0	.000	0-0	.000	0-0	.000	0	1	1	1.1	0	2	2	0	0	0	1.5
1.2.25	GEORGIA																			
1.5.25	KENTUCKY																			
1.9.25	AT OLE MISS																			
1.13.25	AT LSU																			
1.19.25	TENNESSEE																			
1.23.25	ARKANSAS		04:48	1-2	.500	0-1	.000	0-0	.000	0	1	1	1.1	0	0	2	0	0	2	1.5
1.26.25	AT ALABAMA																			
1.30.25	AT FLORIDA																			
2.2.25	OLE MISS																			
2.6.25	AT TEXAS																			
2.13.25	MISSISSIPPI STATE																			
2.16.25	AT AUBURN																			
2.20.25	AT OKLAHOMA																			
2.23.25	SOUTH CAROLINA																			
2.27.25	TEXAS A&M																			
3.2.25	AT MISSOURI																			
<b>TOTAL</b>		<b>0</b>	<b>64:20</b>	<b>6-11</b>	<b>.545</b>	<b>2-5</b>	<b>.400</b>	<b>3-4</b>	<b>.750</b>	<b>4</b>	<b>8</b>	<b>12</b>	<b>1.1</b>	<b>7</b>	<b>5</b>	<b>6</b>	<b>0</b>	<b>6</b>	<b>17</b>	<b>1.5</b>

**CAREER STATS**

YEAR	GP	GS	MIN	AVG	FG	FGA	PCT	3FG	3FGA	3PCT	FT	FTA	PCT	OFF	DEF	TOT	AVG	PF	FO	AST	TO	BLK	STL	PTS	AVG
2022-23	30	22	637	21.3	44	150	.293	32	105	.305	12	14	.857	13	19	32	1.1	35	0	24	44	1	14	132	4.4
2023-24	18	0	123	6.8	3	19	.158	2	15	.133	4	6	.667	2	9	11	0.6	12	0	7	6	0	2	12	0.7
2024-25	11	0	64	5.8	6	11	.545	2	5	.400	3	4	.750	4	8	12	1.1	7	0	5	6	0	6	17	1.5
<b>CAREER</b>	<b>60</b>	<b>22</b>	<b>829</b>	<b>13.8</b>	<b>53</b>	<b>181</b>	<b>.293</b>	<b>36</b>	<b>126</b>	<b>.286</b>	<b>19</b>	<b>24</b>	<b>.792</b>	<b>19</b>	<b>36</b>	<b>55</b>	<b>0.9</b>	<b>54</b>	<b>0</b>	<b>36</b>	<b>56</b>	<b>1</b>	<b>22</b>	<b>161</b>	<b>2.7</b>





# 4 MADISON GREENE

@mad1son\_O4  
@Mad1son\_O4

G // 5-6 // So. // Columbus, Ohio (Pickerington Central HS)

## SEASON HIGHS

Points // 25, at Dayton (12/19/24)  
 FG Made // 7 (2x), Last: at Dayton (12/19/24)  
 FG Attempts // 14, at Dayton (12/19/24)  
 3-Pt Made // 5, at South Florida (11/14/24)  
 3-Pt Attempt // 8, at South Florida (11/14/24)  
 FT Made // 8, at Dayton (12/19/24)  
 FT Attempt // 10, at Dayton (12/19/24)  
 Rebounds // 6, Alabama A&M (12/29/24)  
 Assists // 6, Samford (11/22/24)  
 Steals // 6, Lipscomb (11/4/24)  
 Blocks // 1, Austin Peay (11/8/24)  
 Minutes // 37, at South Florida (11/14/24)

## CAREER HIGHS

Points // 25, at Dayton (12/19/24)  
 FG Made // 7 (2x), Last: at Dayton (12/19/24)  
 FG Attempts // 14, at Dayton (12/19/24)  
 3-Pt Made // 5, at South Florida (11/14/24)  
 3-Pt Attempt // 8, at South Florida (11/14/24)  
 FT Made // 8, at Dayton (12/19/24)  
 FT Attempt // 10, at Dayton (12/19/24)  
 Rebounds // 6, Alabama A&M (12/29/24)  
 Assists // 6, Samford (11/22/24)  
 Steals // 6, Lipscomb (11/4/24)  
 Blocks // 1, Austin Peay (11/8/24)  
 Minutes // 37, at South Florida (11/14/24)

- Leads the team in points off the bench at 8.8 ppg
- Scored a career-high 25 pts in a reserve role at Dayton (Dec. 19)
- Made her first career start at South Fla. (Nov. 14) and scored 15 pts with a career-best five 3-pt FG made
- Tallied double-digit pts off the bench in eight games
- First Dore since 2018 to score 25 pts off the bench (at Dayton - 12.19)
- Led the Dores in points off the bench in 12 games this season

	SUPERLATIVES	24-25 CAREER		SUPERLATIVES	24-25 CAREER	
10+ POINTS	9	12	3+ STEALS	4	5	
15+ POINTS	3	4	2+ BLOCKS	--	--	
20+ POINTS	1	1	DOUBLE-DOUBLES	--	--	
30+ POINTS	--	--	LED VANDY IN PTS	1	1	
MADE 3+ 3-PT FG	2	3	LED VANDY IN REB	--	--	
10+ REBS	--	--	LED VANDY IN AST	1	2	
3+ ASSISTS	5	6	LED VANDY IN STL	3	4	
			LED VANDY IN BLK	--	--	

## GAME-BY-GAME

DATE	OPPONENT	GS	MIN	FGM/A	FG%	3FG/A	3P%	FTM/A	FG%	OFF	DEF	TOT	AVG	PF	AST	T/O	BLK	STL	PTS	AVG
11.4.24	LIPSCOMB		28:25	6-10	.600	0-1	.000	2-2	1.000	0	5	5	5.0	2	4	4	0	6	14	14.0
11.8.24	AUSTIN PEAY		30:15	3-10	.300	1-1	1.000	6-6	1.000	1	3	4	4.5	2	3	2	1	2	13	13.5
11.14.24	AT SOUTH FLORIDA *		37:10	5-9	.556	5-8	.625	0-0	.000	2	2	4	4.3	1	1	3	0	1	15	14.0
11.17.24	BUTLER	*	20:20	0-2	.000	0-2	.000	0-0	.000	0	2	2	3.8	3	1	5	0	3	0	10.5
11.20.24	HAMPTON		22:50	4-6	.667	1-2	.500	2-2	1.000	0	2	2	3.4	3	1	1	0	1	11	10.6
11.22.24	SAMFORD		27:01	7-9	.778	0-0	.000	2-2	1.000	1	3	4	3.5	3	6	2	0	1	16	11.5
11.26.24	VS. ARIZONA	*	18:04	1-4	.250	0-2	.000	1-2	.500	2	1	3	3.4	2	0	4	0	0	3	10.3
11.27.24	VS. MICHIGAN ST.	*	28:38	2-8	.250	0-2	.000	0-0	.000	0	1	1	3.1	3	1	2	0	2	4	9.5
12.1.24	APPALACHIAN ST.		16:07	2-8	.250	1-5	.200	1-1	1.000	0	2	2	3.0	2	1	2	0	0	6	9.1
12.4.24	AT MIAMI		19:50	3-4	.750	1-1	1.000	0-0	.000	0	0	0	2.7	1	3	1	0	0	7	8.9
12.14.24	EVANSVILLE		21:51	1-5	.200	0-2	.000	2-2	1.000	1	2	3	2.7	1	1	0	0	3	4	8.5
12.19.24	AT DAYTON		31:31	7-14	.500	3-7	.429	8-10	.800	3	2	5	2.9	2	1	0	0	3	25	9.8
12.21.24	WEST GEORGIA		11:26	0-6	.000	0-1	.000	2-2	1.000	2	1	3	2.9	0	1	0	0	1	2	9.2
12.29.24	ALABAMA A&M		24:12	5-7	.714	1-3	.333	1-2	.500	1	5	6	3.1	0	2	3	0	1	12	9.4
1.2.25	GEORGIA		19:24	2-6	.333	1-2	.500	5-5	1.000	0	1	1	3.0	0	1	2	0	0	10	9.5
1.5.25	KENTUCKY		18:51	1-4	.250	0-1	.000	1-1	1.000	0	1	1	2.9	2	1	0	0	0	3	9.1
1.9.25	AT OLE MISS		20:22	2-5	.400	0-2	.000	5-6	.833	1	2	3	2.9	1	4	5	0	2	9	9.1
1.13.25	AT LSU		18:32	1-4	.250	0-2	.000	0-0	.000	0	2	2	2.8	4	1	1	0	0	2	8.7
1.19.25	TENNESSEE		22:04	2-6	.333	0-1	.000	0-0	.000	0	2	2	2.8	3	1	1	0	1	4	8.4
1.23.25	ARKANSAS		19:15	4-6	.667	2-2	1.000	0-0	.000	0	1	1	2.7	4	2	0	0	1	10	8.5
1.26.25	AT ALABAMA		06:23	0-1	.000	0-1	.000	0-0	.000	0	0	0	2.6	2	0	2	0	0	0	8.1
1.30.25	AT FLORIDA																			
2.2.25	OLE MISS																			
2.6.25	AT TEXAS																			
2.13.25	MISSISSIPPI STATE																			
2.16.25	AT AUBURN																			
2.20.25	AT OKLAHOMA																			
2.23.25	SOUTH CAROLINA																			
2.27.25	TEXAS A&M																			
3.2.25	AT MISSOURI																			
<b>TOTAL</b>		<b>4</b>	<b>462:31</b>	<b>58-134</b>	<b>.433</b>	<b>16-48</b>	<b>.333</b>	<b>38-43</b>	<b>.884</b>	<b>14</b>	<b>40</b>	<b>54</b>	<b>2.6</b>	<b>41</b>	<b>36</b>	<b>40</b>	<b>1</b>	<b>28</b>	<b>170</b>	<b>8.1</b>

## CAREER STATS

YEAR	GP	GS	MIN	AVG	FG	FGA	PCT	3FG	3FGA	3PCT	FT	FTA	PCT	OFF	DEF	TOT	AVG	PF	FO	AST	TO	BLK	STL	PTS	AVG
2023-24	11	0	217	19.7	31	73	.425	10	28	.357	4	6	.667	5	11	16	1.5	22	0	13	14	0	15	76	6.9
2024-25	21	4	463	22.0	58	134	.433	16	48	.333	38	43	.884	14	40	54	2.6	41	0	36	40	1	28	170	8.1
<b>CAREER</b>	<b>32</b>	<b>4</b>	<b>680</b>	<b>21.2</b>	<b>89</b>	<b>207</b>	<b>.430</b>	<b>26</b>	<b>76</b>	<b>.342</b>	<b>42</b>	<b>49</b>	<b>.857</b>	<b>19</b>	<b>51</b>	<b>70</b>	<b>2.2</b>	<b>63</b>	<b>0</b>	<b>49</b>	<b>54</b>	<b>1</b>	<b>43</b>	<b>246</b>	<b>7.7</b>



# 5 LEILANI KAPINUS

@leilani\_kapinus  
 @leilani\_kapinus  
 @leilani\_kapinus

G // 5-10 // Gr. // Madison, Wis. (Penn State)

## SEASON HIGHS

Points // 11, Samford (11/22/24)  
FG Made // 5, Evansville (12/14/24)  
FG Attempts // 9 (3x), Last: at Alabama (01/26/25)  
3-Pt Made // 2, Appalachian State (12/1/24)  
3-Pt Attempt // 4, Samford (11/22/24)  
FT Made // 5, vs. Arizona (11/26/24)  
FT Attempt // 6, vs. Arizona (11/26/24)  
Rebounds // 11, Evansville (12/14/24)  
Assists // 6, Samford (11/22/24)  
Steals // 6, Arkansas (01/23/25)  
Blocks // 2 (2x), vs. Arizona (11/26/24)  
Minutes // 26, Samford (11/22/24)

## CAREER HIGHS

Points // 25, vs. Saint Francis (Pa.) (12/17/23)  
FG Made // 10, Navy (11/10/23)  
FG Attempts // 18, at Rutgers (02/13/22)  
3-Pt Made // 3 (2x), Last: vs. Iowa (03/08/24)  
3-Pt Attempt // 6, vs. Iowa (03/08/24)  
FT Made // 9, vs. Rutgers (03/02/22)  
FT Attempt // 12, at Iowa (01/14/23)  
Rebounds // 15, George Mason (03/21/24)  
Assists // 6 (2x), Last: Samford (11/22/24)  
Steals // 9, Fairfield (11/11/22)  
Blocks // 5, vs. Mississippi State (03/28/24)  
Minutes // 41, at Rutgers (01/26/23)

- Scored 1,123 career collegiate points over 115 games
- Collected two double-doubles this season  
11 pts, 10 reb vs. Samford (Nov. 22) & 10 pts, 11 reb vs. Evansville (Dec. 14)
- Comes to Vanderbilt after a being a three-year starter at Penn State
- Scored 1,029 points, pulled down 610 rebounds, and dished out 210 assists in three seasons with the Nittany Lions
- Ranks ninth in Penn State history in steals per game (2.4) and blocks per game (1.1)

	SUPERLATIVES	24-25 CAREER	SUPERLATIVES	24-25 CAREER
10+ POINTS	3	62	3+ STEALS	7 44
15+ POINTS	--	24	2+ BLOCKS	2 29
20+ POINTS	--	6	DOUBLE-DOUBLES	2 14
30+ POINTS	--	--	LED VANDY IN PTS	-- --
MADE 3+ 3-PT FG	--	2	LED VANDY IN REB	1 1
10+ REBS	2	16	LED VANDY IN AST	2 2
3+ ASSISTS	4	45	LED VANDY IN STL	2 2
			LED VANDY IN BLK	6 6

## GAME-BY-GAME

DATE	OPPONENT	GS	MIN	FGM/A	FG%	3FG/A	3P%	FTM/A	FG%	OFF	DEF	TOT	AVG	PF	AST	T/O	BLK	STL	PTS	AVG	
11.4.24	LIPSCOMB																				
DNP - INJURY																					
11.8.24	AUSTIN PEAY		21:15	3-8	.375	0-1	.000	1-1	1.000	2	4	6	6.0	1	1	2	2	1	7	7.0	
11.14.24	AT SOUTH FLORIDA		10:59	0-2	.000	0-1	.000	0-0	.000	0	0	0	3.0	2	0	1	0	0	0	3.5	
11.17.24	BUTLER		19:58	2-3	.667	0-0	.000	0-0	.000	0	0	0	2.0	1	2	2	1	3	4	3.7	
11.20.24	HAMPTON		17:23	3-4	.750	1-1	1.000	2-2	1.000	2	0	2	2.0	2	5	1	0	2	9	5.0	
11.22.24	SAMFORD		25:43	4-9	.444	1-4	.250	2-4	.500	7	3	10	3.6	2	6	1	1	4	11	6.2	
11.26.24	VS. ARIZONA		25:22	1-3	.333	0-1	.000	5-6	.833	1	2	3	3.5	2	1	0	2	3	7	6.3	
11.27.24	VS. MICHIGAN ST.		19:53	0-1	.000	0-0	.000	1-2	.500	0	3	3	3.4	1	1	1	1	2	1	5.6	
12.1.24	APPALACHIAN ST.		17:12	2-4	.500	2-3	.667	0-0	.000	2	5	7	3.9	2	3	0	0	3	6	5.6	
12.4.24	AT MIAMI		23:32	3-7	.429	0-1	.000	2-3	.667	3	1	4	3.9	4	2	0	0	1	8	5.9	
12.14.24	EVANSVILLE		22:19	5-9	.556	0-1	.000	0-0	.000	6	5	11	4.6	1	2	2	0	5	10	6.3	
12.19.24	AT DAYTON		11:25	0-3	.000	0-1	.000	0-0	.000	0	0	0	4.2	1	0	1	0	1	0	5.7	
12.21.24	WEST GEORGIA		23:40	4-7	.571	1-3	.333	1-1	1.000	0	1	1	3.9	3	4	2	1	1	10	6.1	
12.29.24	ALABAMA A&M		18:30	1-1	1.000	0-0	.000	0-0	.000	1	1	2	3.8	1	3	2	0	0	2	5.8	
1.2.25	GEORGIA		05:33	0-2	.000	0-2	.000	0-0	.000	1	0	1	3.6	0	0	1	0	0	0	5.4	
1.5.25	KENTUCKY		12:60	0-1	.000	0-1	.000	0-0	.000	0	2	2	3.5	1	0	1	0	0	0	5.0	
1.9.25	AT OLE MISS		17:37	1-2	.500	0-0	.000	0-1	.000	1	2	3	3.4	3	0	3	0	0	2	4.8	
1.13.25	AT LSU		11:12	0-0	.000	0-0	.000	2-2	1.000	1	1	2	3.4	4	1	1	0	0	2	4.6	
1.19.25	TENNESSEE		19:36	1-3	.333	0-1	.000	0-0	.000	2	3	5	3.4	1	2	0	1	0	2	4.5	
1.23.25	ARKANSAS		18:56	2-4	.500	1-2	.500	0-0	.000	2	4	6	3.6	1	3	2	1	6	5	4.5	
1.26.25	AT ALABAMA		20:59	4-9	.444	0-1	.000	0-0	.000	4	1	5	3.7	1	2	0	0	4	8	4.7	
1.30.25	AT FLORIDA																				
2.2.25	OLE MISS																				
2.6.25	AT TEXAS																				
2.13.25	MISSISSIPPI STATE																				
2.16.25	AT AUBURN																				
2.20.25	AT OKLAHOMA																				
2.23.25	SOUTH CAROLINA																				
2.27.25	TEXAS A&M																				
3.2.25	AT MISSOURI																				
<b>TOTAL</b>		<b>0</b>	<b>364:05</b>	<b>36-82</b>	<b>.439</b>	<b>6-24</b>	<b>.250</b>	<b>16-22</b>	<b>.727</b>	<b>35</b>	<b>38</b>	<b>73</b>	<b>3.7</b>	<b>34</b>	<b>38</b>	<b>23</b>	<b>10</b>	<b>36</b>	<b>94</b>	<b>4.7</b>	

## CAREER STATS

YEAR	GP	GS	MIN	AVG	FG	FGA	PCT	3FG	3FGA	3PCT	FT	FTA	PCT	OFF	DEF	TOT	AVG	PF	FO	AST	TO	BLK	STL	PTS	AVG
2020-21*														MISSED SEASON DUE TO INJURY											
2021-22*	29	29	746	25.7	104	242	.430	13	56	.232	57	85	.671	45	120	165	5.7	85	2	46	74	33	59	278	9.6
2022-22*	31	31	930	30.0	126	288	.438	10	54	.185	86	129	.667	53	155	208	6.7	98	7	90	111	31	97	348	11.2
2023-24*	35	34	921	26.3	156	269	.580	25	61	.410	66	103	.641	43	194	237	6.8	105	6	74	89	45	72	403	11.5
2024-25	20	0	364	18.2	36	82	.439	6	24	.250	16	22	.727	35	38	73	3.7	34	0	38	23	10	36	94	4.7
<b>VANDY</b>	<b>115</b>	<b>94</b>	<b>364</b>	<b>18.2</b>	<b>36</b>	<b>82</b>	<b>.439</b>	<b>6</b>	<b>24</b>	<b>.250</b>	<b>16</b>	<b>22</b>	<b>.727</b>	<b>35</b>	<b>38</b>	<b>73</b>	<b>3.7</b>	<b>34</b>	<b>0</b>	<b>38</b>	<b>23</b>	<b>10</b>	<b>36</b>	<b>94</b>	<b>4.7</b>
<b>CAREER</b>	<b>215</b>	<b>94</b>	<b>2962</b>	<b>25.8</b>	<b>422</b>	<b>881</b>	<b>.479</b>	<b>54</b>	<b>195</b>	<b>.277</b>	<b>225</b>	<b>339</b>	<b>.664</b>	<b>176</b>	<b>507</b>	<b>683</b>	<b>5.9</b>	<b>322</b>	<b>15</b>	<b>248</b>	<b>297</b>	<b>119</b>	<b>264</b>	<b>1123</b>	<b>9.8</b>

\* at Penn State



# 10 JANE NWABA

@jane11nwaba  
@jane11nwaba  
@janenwaba

G // 5-10 // Gr. // Carson, Calif. (Pepperdine)

### SEASON HIGHS

Points // 13, Arkansas (01/23/25)  
FG Made // 5, Arkansas (01/23/25)  
FG Attempts // 10, Austin Peay (11/8/24)  
3-Pt Made // 3 (2x), Last: Arkansas (01/23/25)  
3-Pt Attempt // 4 (2x), Last: Arkansas (01/23/25)  
FT Made // 3 (2x), Last: Kentucky (01/05/25)  
FT Attempt // 4, Kentucky (01/05/25)  
Rebounds // 6 (2x), Last: Tennessee (01/19/25)  
Assists // 3, Lipscomb (11/4/24)  
Steals // 3, at LSU (01/13/25)  
Blocks // 3, Hampton (11/20/24)  
Minutes // 27, Georgia (01/02/25)

### CAREER HIGHS

Points // 22, San Francisco (02/01/24)  
FG Made // 8, San Francisco (02/01/24)  
FG Attempts // 18, Pacific (02/22/24)  
3-Pt Made // 3 (2x), Last: Butler (11/17/24)  
3-Pt Attempt // 7, at Saint Mary's (01/07/23)  
FT Made // 8, Gonzaga (12/29/22)  
FT Attempt // 12, Cal State LA (12/29/23)  
Rebounds // 12 (3x), Last: at LMU (01/27/24)  
Assists // 8, at San Francisco (02/01/24)  
Steals // 4, Cal State LA (12/29/23)  
Blocks // 3, Hampton (11/20/24)  
Minutes // 40 (2x), Last: Gonzaga (02/24/24)

- Made 19 starts for the Commodores this season
- Scored a season-high 13 pts vs. Arkansas (Jan. 23)
- Played four seasons at Pepperdine
- Collected 11 career double-doubles, with nine coming during '23-24
- Averaged 10.0 pts, 6.9 reb, 2.6 ast her the last 2 seasons at Pepperdine
- Appeared in 126 games with 83 starts in her collegiate career

SUPERLATIVES	24-25 CAREER	SUPERLATIVES	24-25 CAREER
10+ POINTS	3	3+ STEALS	1
15+ POINTS	--	2+ BLOCKS	2
20+ POINTS	--	DOUBLE-DOUBLES	--
30+ POINTS	--	LED VANDY IN PTS	--
MADE 3+ 3-PT FG	2	LED VANDY IN REB	--
10+ REBS	--	LED VANDY IN AST	--
3+ ASSISTS	2	LED VANDY IN STL	2
	32	LED VANDY IN BLK	3

### GAME-BY-GAME

DATE	OPPONENT	GS	MIN	FGM/A	FG%	3FG/A	3P%	FTM/A	FG%	OFF	DEF	TOT	AVG	PF	AST	T/O	BLK	STL	PTS	AVG	
11.4.24	LIPSCOMB	*	22:39	3-4	.750	0-0	.000	0-0	.000	1	5	6	6.0	2	3	1	0	1	6	6.0	
11.8.24	AUSTIN PEAY	*	20:30	4-10	.400	0-2	.000	1-1	1.000	3	0	3	4.5	1	2	0	2	2	9	7.5	
11.14.24	AT SOUTH FLORIDA	*	22:54	2-7	.286	0-2	.000	0-0	.000	0	3	3	4.0	1	1	1	0	1	4	6.3	
11.17.24	BUTLER	*	25:51	3-4	.750	3-3	1.000	0-0	.000	2	2	4	4.0	2	1	2	1	1	9	7.0	
11.20.24	HAMPTON	*	15:51	3-5	.600	0-2	.000	2-2	1.000	0	1	1	3.4	0	1	2	3	1	8	7.2	
11.22.24	SAMFORD	*	13:59	3-5	.600	0-0	.000	2-3	.667	2	1	3	3.3	1	0	0	0	1	8	7.3	
11.26.24	VS. ARIZONA		03:30	0-0	.000	0-0	.000	1-2	.500	0	0	0	2.9	1	0	1	0	0	1	6.4	
11.27.24	VS. MICHIGAN ST.		02:41	0-0	.000	0-0	.000	0-0	.000	0	0	0	2.5	0	0	1	0	0	0	5.6	
12.4.24	APPALACHIAN ST.	*	22:12	4-5	.800	2-2	1.000	2-2	1.000	2	3	5	2.8	1	1	0	1	2	12	6.3	
12.1.24	AT MIAMI	*	09:01	1-3	.333	0-2	.000	0-0	.000	1	0	1	2.6	2	1	0	0	0	2	5.9	
12.14.24	EVANSVILLE	*	15:30	1-5	.200	0-3	.000	0-0	.000	1	0	1	2.5	0	2	0	0	1	2	5.5	
12.19.24	AT DAYTON	*	11:38	1-2	.500	0-1	.000	1-1	1.000	1	1	2	2.4	0	0	0	0	0	3	5.3	
12.21.24	WEST GEORGIA	*	15:03	2-2	1.000	1-1	1.000	0-0	.000	1	1	2	2.4	1	1	1	0	1	5	5.3	
12.29.24	ALABAMA A&M	*	18:31	3-4	.750	0-1	.000	3-3	1.000	1	2	3	2.4	2	2	1	0	0	9	5.6	
1.2.25	GEORGIA	*	26:49	3-8	.375	2-4	.500	2-2	1.000	1	3	4	2.5	2	4	2	0	0	10	5.9	
1.5.25	KENTUCKY	*	16:29	1-5	.200	1-3	.333	3-4	.750	3	1	4	2.6	3	0	0	0	0	6	5.9	
1.9.25	AT OLE MISS	*	10:43	1-1	1.000	0-0	.000	0-0	.000	0	0	0	2.5	0	0	1	0	1	2	5.6	
1.13.25	AT LSU	*	17:47	1-3	.333	0-0	.000	2-2	1.000	0	1	1	2.4	3	2	1	0	3	4	5.6	
1.19.25	TENNESSEE	*	14:11	1-5	.200	0-1	.000	0-0	.000	2	4	6	2.6	2	1	1	0	1	2	5.4	
1.23.25	ARKANSAS	*	18:29	5-8	.625	3-4	.750	0-0	.000	1	1	2	2.6	1	0	0	0	2	13	5.8	
1.26.25	AT ALABAMA	*	16:40	2-3	.667	1-1	1.000	0-2	.000	2	0	2	2.5	0	0	0	0	0	5	5.7	
1.30.25	AT FLORIDA																				
2.2.25	OLE MISS																				
2.6.25	AT TEXAS																				
2.13.25	MISSISSIPPI STATE																				
2.16.25	AT AUBURN																				
2.20.25	AT OKLAHOMA																				
2.23.25	SOUTH CAROLINA																				
2.27.25	TEXAS A&M																				
3.2.25	AT MISSOURI																				
<b>TOTAL</b>			<b>19</b>	<b>340:56</b>	<b>44-89</b>	<b>.494</b>	<b>13-32</b>	<b>.406</b>	<b>19-24</b>	<b>.792</b>	<b>24</b>	<b>29</b>	<b>53</b>	<b>2.5</b>	<b>25</b>	<b>22</b>	<b>15</b>	<b>7</b>	<b>18</b>	<b>120</b>	<b>5.7</b>

### CAREER STATS

YEAR	GP	GS	MIN	AVG	FG	FGA	PCT	3FG	3FGA	3PCT	FT	FTA	PCT	OFF	DEF	TOT	AVG	PF	FO	AST	TO	BLK	STL	PTS	AVG
2020-21*	23	1	335	14.6	35	76	.461	0	3	.000	10	25	.400	35	42	77	3.3	27	0	12	24	5	19	80	3.5
2021-22*	23	4	364	15.8	45	100	.450	5	24	.208	17	23	.739	26	51	77	3.3	51	4	21	27	10	16	112	4.9
2022-22*	29	29	920	31.7	95	244	.389	18	69	.261	61	94	.649	79	98	177	6.1	76	2	70	65	10	28	269	9.3
2023-24*	30	30	930	31.0	131	314	.417	12	54	.222	47	84	.560	79	149	228	7.6	74	1	84	122	19	39	321	10.7
2024-25	21	19	341	16.2	44	89	.494	13	32	.406	19	24	.792	24	29	53	2.5	25	0	22	15	7	18	120	5.7
<b>VANDY</b>	<b>21</b>	<b>19</b>	<b>341</b>	<b>16.2</b>	<b>44</b>	<b>89</b>	<b>.494</b>	<b>13</b>	<b>32</b>	<b>.406</b>	<b>19</b>	<b>24</b>	<b>.792</b>	<b>24</b>	<b>29</b>	<b>53</b>	<b>2.5</b>	<b>25</b>	<b>0</b>	<b>22</b>	<b>15</b>	<b>7</b>	<b>18</b>	<b>120</b>	<b>5.7</b>
<b>CAREER</b>	<b>126</b>	<b>83</b>	<b>2890</b>	<b>22.9</b>	<b>350</b>	<b>823</b>	<b>.425</b>	<b>48</b>	<b>182</b>	<b>.264</b>	<b>154</b>	<b>250</b>	<b>.616</b>	<b>243</b>	<b>369</b>	<b>612</b>	<b>4.9</b>	<b>253</b>	<b>7</b>	<b>209</b>	<b>253</b>	<b>51</b>	<b>120</b>	<b>902</b>	<b>7.2</b>

\* at Pepperdine



# 11 JORDYN OLIVER

@jordynoliver11  
@jordynoliver11  
@jordynoliver11

G // 5-10 // Gr. // Prosper, Texas (Baylor • Duke)

## SEASON HIGHS

Points // 10, vs. Michigan St. (11/27/24)  
 FG Made // 5, vs. Michigan St. (11/27/24)  
 FG Attempts // 10, Samford (11/22/24)  
 3-Pt Made // --  
 3-Pt Attempt // --  
 FT Made // 2 (2x), Last: App State (12/1/24)  
 FT Attempt // 2 (3x), Last: App State (12/1/24)  
 Rebounds // 10, Georgia (01/02/24)  
 Assists // 11, Georgia (01/02/24)  
 Steals // 4 (2x), Last: at Alabama (01/26/25)  
 Blocks // 3 (2x), Last: West Georgia (12/21/24)  
 Minutes // 38, (3x), Last: at Alabama (01/26/25)

## CAREER HIGHS

Points // 15 (2x), Last: Western Kentucky (11/15/23)  
 FG Made // 7, Western Kentucky (11/15/23)  
 FG Attempts // 11, vs. Jackson State (03/21/21)  
 3-Pt Made // 1 (3x), Last: Northern Iowa (11/25/23)  
 3-Pt Attempt // 2 (2x), Last: at Kansas (01/15/20)  
 FT Made // 4, Grambling State (11/08/19)  
 FT Attempt // 6, Grambling State (11/08/19)  
 Rebounds // 11 (2x), Last: Northern Iowa (11/25/23)  
 Assists // 11, Georgia (01/02/24)  
 Steals // 4 (3x), Last: at Alabama (01/26/25)  
 Blocks // 3 (3x), Last: West Georgia (12/21/24)  
 Minutes // 38, (3x), Last: at Alabama (01/26/25)

- Ranks 10th in NCAA in assist-to-turnover ratio at 2.89
- Collected a double-double w/ 11 ast & 10 reb vs. Georgia (Jan. 2)
- First Dore to post a double-double via ast & reb since 1999-00
- One of two players to start every game this season - M. Blakes
- Started in 44 of the 53 games she has played in at Vanderbilt
- Spent two seasons at Baylor ('19-21) then two years at Duke ('21-23)
- ESPN 5-Star Recruit & McDonald's All-American ('19)

SUPERLATIVES		24-25 CAREER		SUPERLATIVES		24-25 CAREER	
10+ POINTS	1	11		3+ STEALS	5	11	
15+ POINTS	--	2		2+ BLOCKS	2	5	
20+ POINTS	--	--		DOUBLE-DOUBLES	--	3	
30+ POINTS	--	--		LED VANDY IN PTS	--	1	
MADE 3+ 3-PT FG	--	--		LED VANDY IN REB	3	7	
10+ REBS	1	4		LED VANDY IN AST	9	19	
3+ ASSISTS	13	54		LED VANDY IN STL	2	7	
				LED VANDY IN BLK	5	10	

## GAME-BY-GAME

DATE	OPPONENT	GS	MIN	FGM/A	FG%	3FG/A	3P%	FTM/A	FG%	OFF	DEF	TOT	AVG	PF	AST	T/O	BLK	STL	PTS	AVG	
11.4.24	LIPSCOMB	*	19:02	1-2	.500	0-0	.000	0-0	.000	3	1	4	4.0	1	2	2	0	0	2	2.0	
11.8.24	AUSTIN PEAY	*	23:00	1-4	.250	0-0	.000	2-2	1.000	2	5	7	5.5	1	2	1	0	0	4	3.0	
11.14.24	AT SOUTH FLORIDA	*	29:24	2-7	.286	0-0	.000	0-0	.000	4	3	7	6.0	1	3	1	0	2	4	3.3	
11.17.24	BUTLER	*	32:48	1-3	.333	0-0	.000	0-0	.000	1	2	3	5.3	2	6	1	0	2	2	3.0	
11.20.24	HAMPTON	*	18:18	2-4	.500	0-0	.000	0-0	.000	2	1	3	4.8	0	3	1	0	0	4	3.2	
11.22.24	SAMFORD	*	24:30	3-10	.300	0-0	.000	1-2	.500	3	4	7	5.2	1	3	0	0	1	7	3.8	
11.26.24	VS. ARIZONA	*	36:55	1-4	.250	0-0	.000	0-0	.000	4	4	8	5.6	1	0	3	0	2	2	3.6	
11.27.24	VS. MICHIGAN ST.	*	37:19	5-7	.714	0-0	.000	0-0	.000	2	4	6	5.6	2	4	3	1	3	10	4.4	
12.1.24	APPALACHIAN ST.	*	19:48	3-4	.750	0-0	.000	2-2	1.000	2	1	3	5.3	0	4	0	0	0	8	4.8	
12.4.24	AT MIAMI	*	37:06	1-3	.333	0-0	.000	0-0	.000	3	6	9	5.7	0	4	2	0	0	2	4.5	
12.14.24	EVANSVILLE	*	24:38	3-4	.750	0-0	.000	0-0	.000	2	2	4	5.5	2	1	2	0	3	6	4.6	
12.19.24	AT DAYTON	*	38:20	2-4	.500	0-0	.000	2-2	1.000	3	2	5	5.5	2	7	1	3	1	6	4.8	
12.21.24	WEST GEORGIA	*	17:45	0-0	.000	0-0	.000	0-0	.000	1	1	2	5.2	0	2	2	3	4	0	4.4	
12.29.24	ALABAMA A&M	*	31:09	2-5	.400	0-0	.000	0-0	.000	1	6	7	5.4	2	8	1	0	3	4	4.4	
1.2.25	GEORGIA	*	38:13	2-2	1.000	0-0	.000	0-0	.000	3	7	10	5.7	2	11	1	1	1	4	4.3	
1.5.25	KENTUCKY	*	33:16	2-3	.667	0-0	.000	1-1	1.000	3	6	9	5.9	2	3	0	0	1	5	4.4	
1.9.25	AT OLE MISS	*	32:40	0-2	.000	0-0	.000	0-0	.000	1	2	3	5.7	0	6	2	0	1	0	4.1	
1.13.25	AT LSU	*	33:55	3-3	1.000	0-0	.000	0-0	.000	1	2	3	5.6	1	2	1	0	0	6	4.2	
1.19.25	TENNESSEE	*	34:01	1-4	.250	0-1	.000	0-0	.000	0	4	4	5.5	1	2	2	1	1	2	4.1	
1.23.25	ARKANSAS	*	26:01	1-3	.333	0-0	.000	0-0	.000	0	4	4	5.4	0	6	2	0	0	2	4.0	
1.26.25	AT ALABAMA	*	37:34	0-1	.000	0-0	.000	0-0	.000	2	1	3	5.3	2	2	0	1	4	0	3.8	
1.30.25	AT FLORIDA																				
2.2.25	OLE MISS																				
2.6.25	AT TEXAS																				
2.13.25	MISSISSIPPI STATE																				
2.16.25	AT AUBURN																				
2.20.25	AT OKLAHOMA																				
2.23.25	SOUTH CAROLINA																				
2.27.25	TEXAS A&M																				
3.2.25	AT MISSOURI																				
<b>TOTAL</b>			<b>21</b>	<b>625:41</b>	<b>36-79</b>	<b>.456</b>	<b>0-1</b>	<b>.000</b>	<b>8-9</b>	<b>.889</b>	<b>43</b>	<b>68</b>	<b>111</b>	<b>5.3</b>	<b>23</b>	<b>81</b>	<b>28</b>	<b>10</b>	<b>29</b>	<b>80</b>	<b>3.8</b>

## CAREER STATS

YEAR	GP	GS	MIN	AVG	FG	FGA	PCT	3FG	3FGA	3PCT	FT	FTA	PCT	OFF	DEF	TOT	AVG	PF	FO	AST	TO	BLK	STL	PTS	AVG	
2019-20*	23	0	220	9.6	25	62	.403	2	9	.222	13	31	.419	5	33	38	1.7	19	0	54	26	9	9	65	2.8	
2020-21*	25	3	279	11.2	42	80	.525	0	0	.000	16	27	.593	25	37	62	2.5	19	0	50	19	8	19	100	4.0	
2021-22^																										
MISSED SEASON DUE TO INJURY																										
2022-23^	33	7	571	17.3	56	121	.463	0	2	.000	12	32	.375	27	89	116	3.5	28	0	63	38	9	31	124	3.8	
2023-24	32	23	852	26.6	76	131	.580	1	2	.500	16	26	.615	58	100	158	4.9	42	0	92	47	9	33	169	5.3	
2024-25	21	21	626	29.8	36	79	.456	0	1	.000	8	9	.889	43	68	111	5.3	23	0	81	28	10	29	80	3.8	
<b>VANDY</b>	<b>53</b>	<b>44</b>	<b>1478</b>	<b>27.9</b>	<b>112</b>	<b>210</b>	<b>.533</b>	<b>1</b>	<b>3</b>	<b>.333</b>	<b>24</b>	<b>35</b>	<b>.686</b>	<b>101</b>	<b>168</b>	<b>269</b>	<b>5.1</b>	<b>65</b>	<b>0</b>	<b>173</b>	<b>75</b>	<b>19</b>	<b>62</b>	<b>249</b>	<b>4.7</b>	
<b>CAREER</b>	<b>134</b>	<b>54</b>	<b>2548</b>	<b>19.0</b>	<b>235</b>	<b>473</b>	<b>.497</b>	<b>3</b>	<b>14</b>	<b>.214</b>	<b>65</b>	<b>125</b>	<b>.520</b>	<b>158</b>	<b>327</b>	<b>485</b>	<b>3.6</b>	<b>131</b>	<b>0</b>	<b>340</b>	<b>158</b>	<b>45</b>	<b>121</b>	<b>538</b>	<b>4.0</b>	

\*at Baylor ^at Duke



# 12 KHAMIL PIERRE

@khamil.Pierre  
@KhamilPierre

F // 6-2 // So. // Phoenix, Ariz. (Perry HS)

### SEASON HIGHS

Points // 42, Evansville (12/14/24)  
FG Made // 19, Evansville (12/14/24)  
FG Attempts // 28, Evansville (12/14/24)  
3-Pt Made // --  
3-Pt Attempt // 2, Georgia (01/02/25)  
FT Made // 12, Tennessee (01/19/25)  
FT Attempt // 14, Tennessee (01/19/25)  
Rebounds // 18, Evansville (12/14/24)  
Assists // 5 (2x), Last: Kentucky (01/05/25)  
Steals // 8, Evansville (12/14/24)  
Blocks // 1 (6x), Last: Arkansas (01/23/25)  
Minutes // 37 Kentucky (01/05/25)

### CAREER HIGHS

Points // 42, Evansville (12/14/24)  
FG Made // 19, Evansville (12/14/24)  
FG Attempts // 28, Evansville (12/14/24)  
3-Pt Made // 1 (2x), Last: at Texas A&M (02/15/24)  
3-Pt Attempt // 2, Georgia (01/02/25)  
FT Made // 12, Tennessee (01/19/25)  
FT Attempt // 14, Tennessee (01/19/25)  
Rebounds // 18, Evansville (12/14/24)  
Assists // 5 (2x), Last: Kentucky (01/05/25)  
Steals // 8, Evansville (12/14/24)  
Blocks // 2 (4x), Last: vs. Florida (03/07/24)  
Minutes // 37 Kentucky (01/05/25)

- Wooden Award Midseason Top 25 Watch List
- Third in NCAA Division I in field goals made (181)
- Comes into Thursday on a 23-game double-digit scoring streak
- Collected 12 double-doubles which is the fourth-most in NCAA DI
- Scored a school-record 42 pts vs. Evansville (Dec. 14)
- USBWA National Players of the Week Team (Dec. 17)
- Two-time SEC Player of the Week (Nov. 26 & Dec. 17)

SUPERLATIVES		24-25 CAREER		SUPERLATIVES		24-25 CAREER	
10+ POINTS	20	34	3+ STEALS	13	16		
15+ POINTS	16	22	2+ BLOCKS	--	4		
20+ POINTS	12	13	DOUBLE-DOUBLES	12	16		
30+ POINTS	1	1	LED VANDY IN PTS	9	13		
40+ POINTS	1	1	LED VANDY IN REB	18	26		
10+ REBS	12	16	LED VANDY IN AST	4	4		
3+ ASSISTS	9	11	LED VANDY IN STL	10	13		
			LED VANDY IN BLK	3	10		

### GAME-BY-GAME

DATE	OPPONENT	GS	MIN	FGM/A	FG%	3FG/A	3P%	FTM/A	FG%	OFF	DEF	TOT	AVG	PF	AST	T/O	BLK	STL	PTS	AVG	
11.4.24	LIPSCOMB	*	23:39	12-17	.706	0-0	.000	1-1	1.000	6	8	14	14.0	4	1	2	0	5	25	25.0	
11.8.24	AUSTIN PEAY	*	18:11	5-9	.556	0-0	.000	3-5	.600	3	7	10	12.0	0	0	2	0	0	13	19.0	
11.14.24	AT SOUTH FLORIDA	*	27:40	8-16	.500	0-1	.000	1-2	.500	2	8	10	11.3	2	0	1	0	1	17	18.3	
11.17.24	BUTLER	*	23:18	9-15	.600	0-1	.000	6-8	.750	2	6	8	10.5	2	3	1	0	4	24	19.8	
11.20.24	HAMPTON	*	27:20	7-14	.500	0-0	.000	1-1	1.000	6	6	12	10.8	2	0	1	0	3	15	18.8	
11.22.24	SAMFORD	*	23:46	10-16	.625	0-0	.000	1-3	.333	4	8	12	11.0	2	1	2	0	4	21	19.2	
11.26.24	VS. ARIZONA	*	36:12	10-18	.556	0-0	.000	5-9	.556	3	12	15	11.6	3	3	5	0	7	25	20.0	
11.27.24	VS. MICHIGAN ST.	*	29:15	8-14	.571	0-0	.000	3-5	.600	4	2	6	10.9	5	4	1	0	4	19	19.9	
12.1.24	APPALACHIAN ST.																				
12.4.24	AT MIAMI	*	35:45	11-17	.647	0-0	.000	6-8	.750	8	5	13	11.1	3	0	3	0	4	28	20.8	
12.14.24	EVANSVILLE	*	32:32	19-28	.679	0-0	.000	4-6	.667	9	9	18	11.8	4	1	1	1	8	42	22.9	
12.19.24	AT DAYTON	*	29:31	7-19	.368	0-0	.000	0-0	.000	5	5	10	11.6	2	5	0	0	4	14	22.1	
12.21.24	WEST GEORGIA	*	22:43	10-15	.667	0-0	.000	3-4	.750	4	6	10	11.5	4	3	1	1	3	23	22.2	
12.29.24	ALABAMA A&M	*	29:22	13-19	.684	0-0	.000	3-5	.600	5	2	7	11.2	2	4	1	1	4	29	22.7	
1.2.25	GEORGIA	*	29:55	11-20	.550	0-2	.000	6-7	.857	1	7	8	10.9	4	2	0	1	1	28	23.1	
1.5.25	KENTUCKY	*	37:21	8-22	.364	0-1	.000	3-4	.750	5	6	11	10.9	4	5	0	0	0	19	22.8	
1.9.25	AT OLE MISS	*	25:36	5-12	.417	0-0	.000	1-3	.333	1	2	3	10.4	4	1	0	1	2	11	22.1	
1.13.25	AT LSU	*	39:39	12-24	.500	0-0	.000	4-6	.667	1	7	8	10.3	1	2	1	0	1	28	22.4	
1.19.25	TENNESSEE	*	34:40	4-10	.400	1-1	1.000	12-14	.857	0	8	8	10.2	2	2	2	0	0	21	22.3	
1.23.25	ARKANSAS	*	28:51	8-12	.667	0-1	.000	4-6	.667	1	8	9	10.1	2	4	2	1	4	20	22.2	
1.26.25	AT ALABAMA	*	36:36	4-19	.211	0-0	.000	4-5	.800	6	8	14	10.3	5	3	5	0	5	12	21.7	
1.30.25	AT FLORIDA																				
2.2.25	OLE MISS																				
2.6.25	AT TEXAS																				
2.13.25	MISSISSIPPI STATE																				
2.16.25	AT AUBURN																				
2.20.25	AT OKLAHOMA																				
2.23.25	SOUTH CAROLINA																				
2.27.25	TEXAS A&M																				
3.2.25	AT MISSOURI																				
<b>TOTAL</b>			<b>20</b>	<b>591:52</b>	<b>181-336</b>	<b>.539</b>	<b>1-7</b>	<b>.143</b>	<b>71-102</b>	<b>.696</b>	<b>76</b>	<b>130</b>	<b>206</b>	<b>10.3</b>	<b>57</b>	<b>44</b>	<b>31</b>	<b>6</b>	<b>64</b>	<b>434</b>	<b>21.7</b>

### CAREER STATS

YEAR	GP	GS	MIN	AVG	FG	FGA	PCT	3FG	3FGA	3PCT	FT	FTA	PCT	OFF	DEF	TOT	AVG	PF	FO	AST	TO	BLK	STL	PTS	AVG
2023-24	33	11	634	19.2	112	267	.419	2	9	.222	68	102	.667	63	112	175	5.3	86	2	22	55	15	33	294	8.9
2024-25	20	20	592	29.6	181	336	.539	1	7	.143	71	102	.696	76	130	206	10.3	57	2	44	31	6	64	434	21.7
<b>CAREER</b>	<b>53</b>	<b>31</b>	<b>1226</b>	<b>23.1</b>	<b>293</b>	<b>603</b>	<b>.486</b>	<b>3</b>	<b>16</b>	<b>.188</b>	<b>139</b>	<b>204</b>	<b>.681</b>	<b>139</b>	<b>242</b>	<b>381</b>	<b>7.2</b>	<b>143</b>	<b>4</b>	<b>66</b>	<b>86</b>	<b>21</b>	<b>97</b>	<b>728</b>	<b>13.7</b>





# 13 JUSTINE PISSOTT

@justinepissott  
 @j.usssssyyy  
 @justinepissott

**G/F // 6-4 // Jr. // Toms River, N.J. (Tennessee)****SEASON HIGHS**

**Points // 6**, Samford (11/22/24)  
**FG Made // 2 (2x)**, Last: Arkansas (01/23/25)  
**FG Attempts // 5 (2x)**, Last: Arkansas (01/23/25)  
**3-Pt Made // 2**, Samford (11/22/24)  
**3-Pt Attempt // 4**, Arkansas (01/23/25)  
**FT Made // 2**, Butler (11/17/24)  
**FT Attempt // 2 (2x)**, Last: West Georgia (12/21/24)  
**Rebounds // 7**, Appalachian State (12/1/24)  
**Assists // 1 (4x)**, Last: Arkansas (01/23/25)  
**Steals // 1 (3x)**, Last: West Georgia (12/21/24)  
**Blocks // --**  
**Minutes // 14**, Butler (11/17/24)

**CAREER HIGHS**

**Points // 17**, Dayton (12/20/23)  
**FG Made // 6**, Dayton (12/20/23)  
**FG Attempts // 13**, Radford (12/31/23)  
**3-Pt Made // 5**, Dayton (12/20/23)  
**3-Pt Attempt // 8**, Georgia (03/03/24)  
**FT Made // 3**, vs. Alabama State (11/20/23)  
**FT Attempt // 3**, vs. Alabama State (11/20/23)  
**Rebounds // 7**, Appalachian State (12/1/24)  
**Assists // 4 (2x)**, Last: at UT Martin (11/09/23)  
**Steals // 2 (2x)**, Last: at Missouri (02/29/24)  
**Blocks // 3**, at UT Martin (11/09/23)  
**Minutes // 33 (2x)**, Last: Georgia (03/03/24)

- Played in 12 games this season
- Pulled down a career-high 7 reb. vs. App State (Dec. 1)
- Scored a season-high six points vs. Samford (Dec. 22)
- Appeared in 45 games and made 28 starts at Vanderbilt
- Averages 1.3 3-pt FGM per game in her Vandy career
- Transferred to Vanderbilt after one season at Tennessee
- ESPN 5-Star Recruit & McDonald's All-American ('22)

SUPERLATIVES	24-25 CAREER	SUPERLATIVES	24-25 CAREER
10+ POINTS	-- 8	3+ STEALS	-- --
15+ POINTS	-- 2	2+ BLOCKS	-- 2
20+ POINTS	-- --	DOUBLE-DOUBLES	-- --
30+ POINTS	-- --	LED VANDY IN PTS	-- --
MADE 3+ 3-PT FG	-- 10	LED VANDY IN REB	1 1
10+ REBS	-- --	LED VANDY IN AST	-- --
3+ ASSISTS	-- 3	LED VANDY IN STL	-- --
		LED VANDY IN BLK	-- 9

**GAME-BY-GAME**

DATE	OPPONENT	GS	MIN	FGM/A	FG%	3FG/A	3P%	FTM/A	FG%	OFF	DEF	TOT	AVG	PF	AST	T/O	BLK	STL	PTS	AVG	
11.4.24	LIPSCOMB																				
11.8.24	AUSTIN PEAY																				
11.14.24	AT SOUTH FLORIDA																				
11.17.24	BUTLER		14:22	1-4	.250	0-2	.000	2-2	1.000	2	4	6	6.0	2	0	1	0	0	4	4.0	
11.20.24	HAMPTON		09:51	1-5	.200	1-3	.333	0-0	.000	1	1	2	4.0	2	0	0	0	1	3	3.5	
11.22.24	SAMFORD		05:59	2-2	1.000	2-2	1.000	0-0	.000	0	0	0	2.7	0	0	0	0	0	6	4.3	
11.26.24	VS. ARIZONA		04:06	1-2	.500	0-1	.000	0-0	.000	0	0	0	2.0	0	0	0	0	0	2	3.8	
11.27.24	VS. MICHIGAN ST.		04:53	0-1	.000	0-1	.000	0-0	.000	0	1	1	1.8	0	1	0	0	1	0	3.0	
12.1.24	APPALACHIAN ST.		16:19	1-7	.143	1-6	.167	0-0	.000	2	5	7	2.7	0	1	0	0	0	3	3.0	
12.4.24	AT MIAMI																				
12.14.24	EVANSVILLE		07:29	1-3	.333	0-1	.000	0-0	.000	1	0	1	2.4	0	0	0	0	0	2	2.9	
12.19.24	AT DAYTON																				
12.21.24	WEST GEORGIA		11:13	1-2	.500	1-1	1.000	0-2	.000	1	4	5	2.8	1	1	1	0	1	3	2.9	
12.29.24	ALABAMA A&M		04:01	1-1	1.000	0-0	.000	0-0	.000	0	0	0	2.4	0	0	0	0	0	2	2.8	
1.2.25	GEORGIA																				
1.5.25	KENTUCKY																				
1.9.25	AT OLE MISS		04:09	0-1	.000	0-1	.000	0-0	.000	0	0	0	2.2	0	0	1	0	0	0	2.5	
1.13.25	AT LSU																				
1.19.25	TENNESSEE		03:24	0-0	.000	0-0	.000	0-0	.000	0	0	0	2.0	0	0	0	0	0	0	2.3	
1.23.25	ARKANSAS		10:55	2-5	.400	1-4	.250	0-0	.000	1	3	4	2.2	1	1	0	1	0	5	2.5	
1.26.25	AT ALABAMA																				
1.30.25	AT FLORIDA																				
2.2.25	OLE MISS																				
2.6.25	AT TEXAS																				
2.13.25	MISSISSIPPI STATE																				
2.16.25	AT AUBURN																				
2.20.25	AT OKLAHOMA																				
2.23.25	SOUTH CAROLINA																				
2.27.25	TEXAS A&M																				
3.2.25	AT MISSOURI																				
<b>TOTAL</b>		<b>0</b>	<b>96:41</b>	<b>11-33</b>	<b>.333</b>	<b>6-22</b>	<b>.273</b>	<b>2-4</b>	<b>.500</b>	<b>8</b>	<b>18</b>	<b>26</b>	<b>2.2</b>	<b>6</b>	<b>4</b>	<b>3</b>	<b>1</b>	<b>3</b>	<b>30</b>	<b>2.5</b>	

**CAREER STATS**

YEAR	GP	GS	MIN	AVG	FG	FGA	PCT	3FG	3FGA	3PCT	FT	FTA	PCT	OFF	DEF	TOT	AVG	PF	FO	AST	TO	BLK	STL	PTS	AVG
2022-23*	27	0	189	7.0	20	60	.333	12	46	.261	2	2	1.000	6	20	26	1.0	20	0	10	12	4	1	54	2.0
2023-24	33	28	698	21.2	80	225	.356	52	141	.369	12	16	.750	14	57	71	2.2	54	1	25	40	17	10	224	6.8
2024-25	12	0	97	8.1	11	33	.333	6	22	.273	2	4	.500	8	18	26	2.2	6	0	4	3	1	3	30	2.5
<b>VANDY</b>	<b>45</b>	<b>28</b>	<b>795</b>	<b>17.7</b>	<b>91</b>	<b>258</b>	<b>.353</b>	<b>58</b>	<b>163</b>	<b>.356</b>	<b>14</b>	<b>20</b>	<b>.700</b>	<b>22</b>	<b>75</b>	<b>97</b>	<b>2.2</b>	<b>60</b>	<b>1</b>	<b>29</b>	<b>43</b>	<b>18</b>	<b>13</b>	<b>254</b>	<b>5.6</b>
<b>CAREER</b>	<b>72</b>	<b>28</b>	<b>984</b>	<b>13.7</b>	<b>111</b>	<b>318</b>	<b>.349</b>	<b>70</b>	<b>209</b>	<b>.335</b>	<b>16</b>	<b>22</b>	<b>.727</b>	<b>28</b>	<b>95</b>	<b>123</b>	<b>1.7</b>	<b>80</b>	<b>1</b>	<b>39</b>	<b>55</b>	<b>22</b>	<b>14</b>	<b>308</b>	<b>4.3</b>

\*at Tennessee





# 14 AIYANA MITCHELL

@AiyanaMitchell17  
@aiyanamitchell12  
@aiyanajm22

F // 6-4 // So. // Colorado Springs, Colo. (Fountain-Fort Carson HS)

## SEASON HIGHS

Points // 10 (2x), Last: Appalachian St. (12/1/24)  
 FG Made // 4 (2x), Last: Appalachian St. (12/1/24)  
 FG Attempts // 10, Appalachian St. (12/1/24)  
 3-Pt Made // --  
 3-Pt Attempt // --  
 FT Made // 5, vs. Arizona (11/26/24)  
 FT Attempt // 6, vs. Arizona (11/26/24)  
 Rebounds // 6 (2x), Last: Appalachian St. (12/1/24)  
 Assists // 2, West Georgia (12/21/24)  
 Steals // 3, Samford (11/22/24)  
 Blocks // 2 (2x), Last: West Georgia (12/21/24)  
 Minutes // 20, Appalachian St. (12/1/24)

## CAREER HIGHS

Points // 10 (2x), Last: Appalachian St. (12/1/24)  
 FG Made // 4 (2x), Last: Appalachian St. (12/1/24)  
 FG Attempts // 10, Appalachian St. (12/1/24)  
 3-Pt Made // --  
 3-Pt Attempt // --  
 FT Made // 5, vs. Arizona (11/26/24)  
 FT Attempt // 6, vs. Arizona (11/26/24)  
 Rebounds // 6 (2x), Last: Appalachian St. (12/1/24)  
 Assists // 2, West Georgia (12/21/24)  
 Steals // 3, Samford (11/22/24)  
 Blocks // 2 (2x), Last: West Georgia (12/21/24)  
 Minutes // 20, Appalachian St. (12/1/24)

- Scored a career-high 10 points vs. Samford (Nov. 22) & App State (Dec. 1)
- Made her first career start vs. App State on Dec. 1 and matched her career-high in points scored with 10 pts
- Recorded a career-best 6 reb vs. Mich. State (Nov. 27) & App State (Dec. 1)
- Averaging a career-high 4.5 ppg and 3.1 rpg in 20 games in '24-25
- Scored in all but three games she has played in this season
- Appeared in 15 games as a true freshman

	SUPERLATIVES	24-25 CAREER	SUPERLATIVES	24-25 CAREER
10+ POINTS	2	2	3+ STEALS	--
15+ POINTS	--	--	2+ BLOCKS	2
20+ POINTS	--	--	DOUBLE-DOUBLES	--
30+ POINTS	--	--	LED VANDY IN PTS	--
MADE 3+ 3-PT FG	--	--	LED VANDY IN REB	1
10+ REBS	--	--	LED VANDY IN AST	--
3+ ASSISTS	--	--	LED VANDY IN STL	1
			LED VANDY IN BLK	5

## GAME-BY-GAME

DATE	OPPONENT	GS	MIN	FGM/A	FG%	3FG/A	3P%	FTM/A	FG%	OFF	DEF	TOT	AVG	PF	AST	T/O	BLK	STL	PTS	AVG
11.4.24	LIPSCOMB		11:58	3-4	.750	0-0	.000	2-5	.400	1	1	2	2.0	0	0	0	1	0	8	8.0
11.8.24	AUSTIN PEAY		16:19	2-4	.500	0-0	.000	1-2	.500	2	2	4	3.0	2	0	0	0	0	5	6.5
11.14.24	AT SOUTH FLORIDA		12:20	1-3	.333	0-0	.000	0-0	.000	3	2	5	3.7	1	0	0	0	1	2	5.0
11.17.24	BUTLER		14:11	3-5	.600	0-0	.000	0-1	.000	4	1	5	4.0	0	1	3	0	0	6	5.3
11.20.24	HAMPTON		12:33	2-2	1.000	0-0	.000	0-0	.000	0	1	1	3.4	0	1	0	0	0	4	5.0
11.22.24	SAMFORD		14:45	4-8	.500	0-0	.000	2-4	.500	2	0	2	3.2	2	0	1	1	3	10	5.8
11.26.24	VS. ARIZONA		04:01	0-0	.000	0-0	.000	5-6	.833	2	0	2	3.0	3	0	1	0	0	5	5.7
11.27.24	VS. MICHIGAN ST.		10:45	3-3	1.000	0-0	.000	0-0	.000	2	4	6	3.4	4	0	2	1	1	6	5.8
12.1.24	APPALACHIAN ST. *		20:01	4-10	.400	0-0	.000	2-2	1.000	4	2	6	3.7	2	0	0	0	0	10	6.2
12.4.24	AT MIAMI		02:11	1-1	1.000	0-0	.000	0-0	.000	0	0	0	3.3	2	0	1	0	0	2	5.8
12.14.24	EVANSVILLE		12:17	2-3	.667	0-0	.000	0-0	.000	1	3	4	3.4	1	0	0	2	2	4	5.6
12.19.24	AT DAYTON		12:09	1-1	1.000	0-0	.000	0-0	.000	1	2	3	3.3	1	0	0	0	1	2	5.3
12.21.24	WEST GEORGIA		16:07	2-4	.500	0-0	.000	4-4	1.000	3	2	5	3.5	0	2	0	2	0	8	5.5
12.29.24	ALABAMA A&M		10:24	3-4	.750	0-0	.000	0-1	.000	0	4	4	3.5	1	0	2	0	0	6	5.6
1.2.25	GEORGIA		12:02	2-3	.667	0-0	.000	0-0	.000	0	4	4	3.5	4	0	0	1	2	4	5.5
1.5.25	KENTUCKY		09:03	1-1	1.000	0-0	.000	2-4	.500	1	0	1	3.4	0	0	0	0	0	4	5.4
1.9.25	AT OLE MISS		12:10	1-1	1.000	0-0	.000	0-0	.000	0	3	3	3.4	1	1	1	0	0	2	5.2
1.13.25	AT LSU		02:55	0-0	.000	0-0	.000	0-0	.000	1	0	1	3.2	2	0	0	0	0	0	4.9
1.19.25	TENNESSEE		05:48	0-1	.000	0-0	.000	0-0	.000	2	0	2	3.2	2	0	1	0	0	0	4.6
1.23.25	ARKANSAS		12:01	1-3	.333	0-0	.000	0-0	.000	2	0	2	3.1	1	1	2	1	1	2	4.5
1.26.25	AT ALABAMA		05:49	0-2	.000	0-0	.000	0-0	.000	2	1	3	3.1	1	0	1	0	0	0	4.3
1.30.25	AT FLORIDA																			
2.2.25	OLE MISS																			
2.6.25	AT TEXAS																			
2.13.25	MISSISSIPPI STATE																			
2.16.25	AT AUBURN																			
2.20.25	AT OKLAHOMA																			
2.23.25	SOUTH CAROLINA																			
2.27.25	TEXAS A&M																			
3.2.25	AT MISSOURI																			
<b>TOTAL</b>		<b>1</b>	<b>229:51</b>	<b>36-63</b>	<b>.571</b>	<b>0-0</b>	<b>.000</b>	<b>18-29</b>	<b>.621</b>	<b>33</b>	<b>32</b>	<b>65</b>	<b>3.1</b>	<b>30</b>	<b>6</b>	<b>15</b>	<b>9</b>	<b>11</b>	<b>90</b>	<b>4.3</b>

## CAREER STATS

YEAR	GP	GS	MIN	AVG	FG	FGA	PCT	3FG	3FGA	3PCT	FT	FTA	PCT	OFF	DEF	TOT	AVG	PF	FO	AST	TO	BLK	STL	PTS	AVG
2023-24	15	0	58	3.9	6	11	.545	0	0	.000	2	4	.500	4	7	11	0.7	10	0	0	3	4	0	14	0.9
2024-25	21	1	230	10.9	36	63	.571	0	0	.000	18	29	.621	33	32	65	3.1	30	0	6	15	9	11	90	4.3
<b>CAREER</b>	<b>36</b>	<b>1</b>	<b>288</b>	<b>8.0</b>	<b>42</b>	<b>74</b>	<b>.568</b>	<b>0</b>	<b>0</b>	<b>.000</b>	<b>20</b>	<b>33</b>	<b>.606</b>	<b>37</b>	<b>39</b>	<b>76</b>	<b>2.1</b>	<b>40</b>	<b>0</b>	<b>6</b>	<b>18</b>	<b>13</b>	<b>11</b>	<b>104</b>	<b>2.9</b>



# 23 IYANA MOORE

@iyanamoore\_  
 @yanam23  
 @imoore\_23

**G // 5-8 // Sr. // Milwaukee, Wis. (Blackman HS)**

## SEASON HIGHS

Points // 23, at LSU (01/13/25)  
 FG Made // 7 (2x), Last: Arkansas (01/23/25)  
 FG Attempts // 20, vs. Michigan State (11/27/24)  
 3-Pt Made // 5 (2x), Last: at LSU (01/13/25)  
 3-Pt Attempt // 13, Kentucky (01/05/25)  
 FT Made // 6, at LSU (01/13/25)  
 FT Attempt // 8, at LSU (01/13/25)  
 Rebounds // 6 (2x), Last: Samford (11/22/24)  
 Assists // 7 (2x), Last: Alabama A&M (12/29/24)  
 Steals // 3 (2x), Last: at LSU (01/13/25)  
 Blocks // 2, Georgia (01/02/25)  
 Minutes // 40, vs. Michigan State (11/27/24)

## CAREER HIGHS

Points // 37, at Kentucky (01/11/14)  
 FG Made // 14, at Kentucky (01/11/14)  
 FG Attempts // 21, Alabama State (12/28/21)  
 3-Pt Made // 9, Alabama State (12/28/21)  
 3-Pt Attempt // 13, Kentucky (01/05/25)  
 FT Made // 9, vs. Iowa State (11/24/23)  
 FT Attempt // 10, vs. Iowa State (11/24/23)  
 Rebounds // 9, at Missouri (02/29/24)  
 Assists // 8, at Kentucky (02/17/22)  
 Steals // 4 (4x), Last: Fairfield (11/12/23)  
 Blocks // 2, Georgia (01/02/25)  
 Minutes // 43, Alabama (02/06/22)

- Scored a season-high 23 pts at No. 5/4 LSU (Jan. 13)
- Third on the team in scoring at 13.6 ppg
- Her 1,184 pts ranks 26th in Vanderbilt history
- Became the 42nd Commodore to score 1,000 pts on Dec. 1 vs. App State
- Her career 183 made 3-point FG pts ranks 8th in Vanderbilt history

	SUPERLATIVES	24-25 CAREER	SUPERLATIVES	24-25 CAREER
10+ POINTS	16	59	3+ STEALS	2 14
15+ POINTS	9	36	2+ BLOCKS	1 1
20+ POINTS	1	14	DOUBLE-DOUBLES	-- --
30+ POINTS	--	2	LED VANDY IN PTS	1 30
MADE 3+ 3-PT FG	10	29	LED VANDY IN REB	-- --
10+ REBS	--	--	LED VANDY IN AST	3 15
3+ ASSISTS	8	39	LED VANDY IN STL	2 11
			LED VANDY IN BLK	3 7

## GAME-BY-GAME

DATE	OPPONENT	GS	MIN	FGM/A	FG%	3FG/A	3P%	FTM/A	FG%	OFF	DEF	TOT	AVG	PF	AST	T/O	BLK	STL	PTS	AVG	
11.4.24	LIPSCOMB	*	27:18	6-12	.500	2-4	.500	1-1	1.000	3	3	6	6.0	1	1	1	0	1	15	15.0	
11.8.24	AUSTIN PEAY	*	24:23	5-8	.625	1-3	.333	5-6	.833	1	2	3	4.5	3	3	2	0	0	16	15.5	
11.14.24	AT SOUTH FLORIDA		12:04	1-3	.333	0-2	.000	0-2	.000	0	0	0	3.0	2	0	0	0	0	2	11.0	
11.17.24	BUTLER																				
11.20.24	HAMPTON	*	22:16	5-10	.500	2-7	.286	0-0	.000	0	3	3	3.0	0	1	1	0	0	12	11.3	
11.22.24	SAMFORD	*	34:08	4-10	.400	3-7	.429	0-0	.000	1	5	6	3.6	3	2	1	0	1	11	11.2	
11.26.24	VS. ARIZONA	*	37:20	1-9	.111	1-2	.500	0-0	.000	0	0	0	3.0	3	4	7	0	3	3	9.8	
11.27.24	VS. MICHIGAN ST.	*	40:00	5-20	.250	2-7	.286	5-7	.714	0	4	4	3.1	4	3	8	0	0	17	10.9	
12.1.24	APPALACHIAN ST.	*	25:43	4-11	.364	3-9	.333	2-2	1.000	0	2	2	3.0	1	2	1	0	0	13	11.1	
12.4.24	AT MIAMI	*	35:21	4-11	.364	3-6	.500	2-2	1.000	1	2	3	3.0	2	7	5	1	2	13	11.3	
12.14.24	EVANSVILLE	*	20:25	3-10	.300	1-7	.143	3-4	.750	0	1	1	2.8	4	3	0	1	0	10	11.2	
12.19.24	AT DAYTON	*	38:36	5-16	.313	4-9	.444	0-0	.000	0	3	3	2.8	2	4	3	0	1	14	11.5	
12.21.24	WEST GEORGIA	*	21:29	5-16	.313	3-9	.333	3-4	.750	1	1	2	2.8	0	0	2	0	1	16	11.8	
12.29.24	ALABAMA A&M	*	33:44	7-17	.412	2-7	.286	0-0	.000	2	2	4	2.8	1	7	2	0	1	16	12.2	
1.2.25	GEORGIA	*	35:22	5-10	.500	3-6	.500	3-3	1.000	2	1	3	2.9	3	4	2	2	0	16	12.4	
1.5.25	KENTUCKY	*	36:27	5-16	.313	5-13	.385	2-2	1.000	1	1	2	2.8	4	2	2	0	1	17	12.7	
1.9.25	AT OLE MISS	*	37:52	5-13	.385	2-7	.286	2-2	1.000	0	4	4	2.9	0	2	3	0	2	14	12.8	
1.13.25	AT LSU	*	38:32	6-10	.600	5-8	.625	6-8	.750	1	1	2	2.8	3	0	2	0	3	23	13.4	
1.19.25	TENNESSEE	*	37:57	7-16	.438	3-8	.375	0-0	.000	2	4	6	3.0	1	2	2	1	0	17	13.6	
1.23.25	ARKANSAS	*	28:05	7-12	.583	2-4	.500	2-2	1.000	0	2	2	2.9	0	0	3	0	2	18	13.8	
1.26.25	AT ALABAMA	*	38:53	3-12	.250	0-5	.000	2-2	1.000	0	0	0	2.8	2	2	2	0	1	8	13.6	
1.30.25	AT FLORIDA																				
2.2.25	OLE MISS																				
2.6.25	AT TEXAS																				
2.13.25	MISSISSIPPI STATE																				
2.16.25	AT AUBURN																				
2.20.25	AT OKLAHOMA																				
2.23.25	SOUTH CAROLINA																				
2.27.25	TEXAS A&M																				
3.2.25	AT MISSOURI																				
<b>TOTAL</b>			<b>19</b>	<b>625:55</b>	<b>93-242</b>	<b>.384</b>	<b>47-130</b>	<b>.362</b>	<b>38-47</b>	<b>.809</b>	<b>15</b>	<b>41</b>	<b>56</b>	<b>2.8</b>	<b>39</b>	<b>49</b>	<b>49</b>	<b>5</b>	<b>19</b>	<b>271</b>	<b>13.6</b>

## CAREER STATS

YEAR	GP	GS	MIN	AVG	FG	FGA	PCT	3FG	3FGA	3PCT	FT	FTA	PCT	OFF	DEF	TOT	AVG	PF	FO	AST	TO	BLK	STL	PTS	AVG		
2021-22	35	17	1136	32.5	148	396	.374	79	207	.382	69	86	.802	32	71	103	2.9	67	1	89	99	6	55	444	12.7		
2022-23																											
MISSED SEASON DUE TO INJURY																											
2023-24	33	33	1089	33.0	151	399	.378	57	171	.333	110	133	.827	32	83	115	3.5	81	0	91	83	3	45	469	14.2		
2024-25	20	19	626	31.3	93	242	.384	47	130	.362	38	47	.809	15	41	56	2.8	39	0	49	49	5	19	271	13.6		
<b>TOTAL</b>	<b>88</b>	<b>69</b>	<b>2851</b>	<b>32.4</b>	<b>392</b>	<b>1037</b>	<b>.378</b>	<b>183</b>	<b>508</b>	<b>.360</b>	<b>217</b>	<b>266</b>	<b>.816</b>	<b>79</b>	<b>195</b>	<b>274</b>	<b>3.1</b>	<b>187</b>	<b>1</b>	<b>229</b>	<b>231</b>	<b>14</b>	<b>119</b>	<b>1184</b>	<b>13.5</b>		



# 24 AGA MAKURAT

@a.makurat24

G // 6-3 // So. // Sierakowice, Poland (Sopocka Akademia Tenisowa)

### SEASON HIGHS

Points // 10, App State (12/1/24)  
 FG Made // 4, App State (12/1/24)  
 FG Attempts // 8 (2x), Last: App State (12/1/24)  
 3-Pt Made // 2 (3x), Last: Alabama A&M (12/29/24)  
 3-Pt Attempt // 6, at South Florida (11/14/24)  
 FT Made // 1, App State (12/1/24)  
 FT Attempt // 1, App State (12/1/24)  
 Rebounds // 5 (2x), Last: West Georgia (12/21/24)  
 Assists // 3, App State (12/1/24)  
 Steals // 1 (3x), Last: Alabama A&M (12/29/24)  
 Blocks // 2 (2x), Last: Hampton (11/20/24)  
 Minutes // 20, App State (12/1/24)

### CAREER HIGHS

Points // 18 (2x), Last: at South Carolina (01/28/24)  
 FG Made // 6, at South Carolina (01/28/24)  
 FG Attempts // 9 (3x), Last: at South Carolina (01/28/24)  
 3-Pt Made // 5, Western Kentucky (11/15/23)  
 3-Pt Attempt // 7 (2x), Last: at South Carolina (01/28/24)  
 FT Made // 3, Western Kentucky (11/15/23)  
 FT Attempt // 4, Western Kentucky (11/15/23)  
 Rebounds // 7, at South Carolina (01/28/24)  
 Assists // 3 (3x), Last: App State (12/1/24)  
 Steals // 2, Kennesaw State (11/06/23)  
 Blocks // 3, Florida (01/07/24)  
 Minutes // 24, at South Carolina (01/28/24)

- Scored a season-high 10 pts vs. App State (Dec. 1)
- Played in 11 games off the bench this season
- Appeared in 44 games and made three starts at Vanderbilt
- Shot 32.2% from behind the arc in '23-24
- Led the Commodores in scoring twice in '23-24

	24-25 CAREER		24-25 CAREER	
10+ POINTS	1	4	3+ STEALS	--
15+ POINTS	--	2	2+ BLOCKS	2
20+ POINTS	--	--	DOUBLE-DOUBLES	--
30+ POINTS	--	--	LED VANDY IN PTS	2
MADE 3+ 3-PT FG	--	3	LED VANDY IN REB	1
10+ REBS	--	--	LED VANDY IN AST	--
3+ ASSISTS	1	3	LED VANDY IN STL	--
			LED VANDY IN BLK	7

### GAME-BY-GAME

DATE	OPPONENT	GS	MIN	FGM/A	FG%	3FG/A	3P%	FTM/A	FG%	OFF	DEF	TOT	AVG	PF	AST	T/O	BLK	STL	PTS	AVG
11.4.24	LIPSCOMB		18:13	1-8	.125	1-5	.200	0-0	.000	1	3	4	4.0	1	0	1	0	0	3	3.0
11.8.24	AUSTIN PEAY		17:21	2-5	.400	2-5	.400	0-0	.000	0	4	4	4.0	1	2	1	2	0	6	4.5
11.14.24	AT SOUTH FLORIDA		14:16	1-7	.143	0-6	.000	0-0	.000	1	1	2	3.3	0	0	0	0	0	2	3.7
11.17.24	BUTLER		07:12	1-2	.500	1-1	1.000	0-0	.000	0	0	0	2.5	1	1	1	0	1	3	3.5
11.20.24	HAMPTON		16:30	2-5	.400	2-5	.400	0-0	.000	1	4	5	3.0	0	1	0	2	0	6	4.0
11.22.24	SAMFORD		04:02	0-2	.000	0-1	.000	0-0	.000	0	1	1	2.7	0	0	1	0	0	0	3.3
11.26.24	VS. ARIZONA																			
11.27.24	VS. MICHIGAN ST.																			
12.1.24	APPALACHIAN ST.		19:47	4-8	.500	1-4	.250	1-1	1.000	1	3	4	2.9	0	3	1	0	1	10	4.3
12.4.24	AT MIAMI																			
12.14.24	EVANSVILLE		07:45	0-3	.000	0-3	.000	0-0	.000	0	2	2	2.8	0	0	1	0	0	0	3.8
12.19.24	AT DAYTON																			
12.21.24	WEST GEORGIA		16:42	0-4	.000	0-4	.000	0-0	.000	3	2	5	3.0	0	2	1	1	0	0	3.3
12.29.24	ALABAMA A&M		07:14	3-4	.750	2-3	.667	0-0	.000	0	0	0	2.7	0	0	0	0	1	8	3.8
1.2.25	GEORGIA																			
1.5.25	KENTUCKY																			
1.9.25	AT OLE MISS																			
1.13.25	AT LSU																			
1.19.25	TENNESSEE																			
1.23.25	ARKANSAS		02:55	0-1	.000	0-1	.000	0-0	.000	0	0	0	2.5	0	1	0	0	0	0	3.5
1.26.25	AT ALABAMA																			
1.30.25	AT FLORIDA																			
2.2.25	OLE MISS																			
2.6.25	AT TEXAS																			
2.13.25	MISSISSIPPI STATE																			
2.16.25	AT AUBURN																			
2.20.25	AT OKLAHOMA																			
2.23.25	SOUTH CAROLINA																			
2.27.25	TEXAS A&M																			
3.2.25	AT MISSOURI																			
<b>TOTAL</b>		<b>0</b>	<b>131:58</b>	<b>14-49</b>	<b>.286</b>	<b>9-38</b>	<b>.237</b>	<b>1-1</b>	<b>1.000</b>	<b>7</b>	<b>20</b>	<b>27</b>	<b>2.5</b>	<b>3</b>	<b>10</b>	<b>7</b>	<b>5</b>	<b>3</b>	<b>38</b>	<b>3.5</b>

### CAREER STATS

YEAR	GP	GS	MIN	AVG	FG	FGA	PCT	3FG	3FGA	3PCT	FT	FTA	PCT	OFF	DEF	TOT	AVG	PF	FO	AST	TO	BLK	STL	PTS	AVG
2023-24	33	3	469	14.2	44	129	.341	29	90	.322	11	14	.786	12	37	49	1.5	29	0	19	32	13	10	128	3.9
2024-25	11	0	132	12.0	14	49	.286	9	38	.237	1	1	1.000	7	20	27	2.5	3	0	10	7	5	3	38	3.5
<b>CAREER</b>	<b>44</b>	<b>3</b>	<b>601</b>	<b>13.7</b>	<b>58</b>	<b>178</b>	<b>.326</b>	<b>38</b>	<b>128</b>	<b>.297</b>	<b>12</b>	<b>15</b>	<b>.800</b>	<b>19</b>	<b>57</b>	<b>76</b>	<b>1.7</b>	<b>32</b>	<b>0</b>	<b>29</b>	<b>39</b>	<b>18</b>	<b>13</b>	<b>166</b>	<b>3.8</b>



# 30 TRINITY WILSON

@trinityy.wilsonn  
@trinitywilson\_bts  
@TrinityWilson30

F // 6-3 // Fr. // Lakeville, Minn. (Lakeville North HS)

## SEASON HIGHS

Points // 6, West Georgia (12/21/24)  
FG Made // 3, West Georgia (12/21/24)  
FG Attempts // 5, West Georgia (12/21/24)  
3-Pt Made // --  
3-Pt Attempt // --  
FT Made // 1, App State (12/1/24)  
FT Attempt // 2, Austin Peay (11/8/24)  
Rebounds // 5 (2x), Last: Austin Peay (11/8/24)  
Assists // 1 (5x), Last: Alabama A&M (12/29/24)  
Steals // --  
Blocks // 1 (2x), Last: West Georgia (12/21/24)  
Minutes // 11, Lipscomb (11/4/24)

## CAREER HIGHS

Points // 6, West Georgia (12/21/24)  
FG Made // 3, West Georgia (12/21/24)  
FG Attempts // 5, West Georgia (12/21/24)  
3-Pt Made // --  
3-Pt Attempt // --  
FT Made // 1, App State (12/1/24)  
FT Attempt // 2, Austin Peay (11/8/24)  
Rebounds // 5 (2x), Last: Austin Peay (11/8/24)  
Assists // 1 (5x), Last: Alabama A&M (12/29/24)  
Steals // --  
Blocks // 1 (2x), Last: West Georgia (12/21/24)  
Minutes // 11, Lipscomb (11/4/24)

- Played in 10 games this season
- Pulled down 5 reb and scored 2 pts in her debut vs. Lipscomb (11/4/24)
- Scored a career-high 6 points vs. West Georgia on 12.21
- Ranked the fifth-best player in Minnesota according to PrepGirlsHoops.com
- Collected over 1,000 pts and 1,000 reb during her prep career
- All-state honorable mention ('23)

SUPERLATIVES	24-25 CAREER	SUPERLATIVES	24-25 CAREER
10+ POINTS	-- --	3+ STEALS	-- --
15+ POINTS	-- --	2+ BLOCKS	-- --
20+ POINTS	-- --	DOUBLE-DOUBLES	-- --
30+ POINTS	-- --	LED VANDY IN PTS	-- --
MADE 3+ 3-PT FG	-- --	LED VANDY IN REB	-- --
10+ REBS	-- --	LED VANDY IN AST	-- --
3+ ASSISTS	-- --	LED VANDY IN STL	-- --
		LED VANDY IN BLK	-- --

## GAME-BY-GAME

DATE	OPPONENT	GS	MIN	FGM/A	FG%	3FG/A	3P%	FTM/A	FG%	OFF	DEF	TOT	AVG	PF	AST	T/O	BLK	STL	PTS	AVG
11.4.24	LIPSCOMB		10:31	1-4	.250	0-0	.000	0-0	.000	2	3	5	5.0	1	1	1	0	0	2	2.0
11.8.24	AUSTIN PEAY		05:09	2-4	.500	0-0	.000	0-2	.000	2	3	5	5.0	1	0	0	0	0	4	3.0
11.14.24	AT SOUTH FLORIDA																			
11.17.24	BUTLER		02:31	0-0	.000	0-0	.000	0-0	.000	0	0	0	3.3	0	0	0	0	0	0	2.0
11.20.24	HAMPTON		03:57	0-1	.000	0-0	.000	0-0	.000	0	0	0	2.5	0	1	0	1	0	0	1.5
11.22.24	SAMFORD																			
11.26.24	VS. ARIZONA																			
11.27.24	VS. MICHIGAN ST.																			
12.1.24	APPALACHIAN ST.		08:30	1-4	.250	0-0	.000	1-1	1.000	0	0	0	2.0	0	1	0	0	0	3	1.8
12.4.24	AT MIAMI																			
12.14.24	EVANSVILLE		02:48	1-3	.333	0-0	.000	0-0	.000	1	1	2	2.0	0	0	0	0	0	2	1.8
12.19.24	AT DAYTON																			
12.21.24	WEST GEORGIA		06:43	3-5	.600	0-0	.000	0-0	.000	0	2	2	2.0	0	1	1	1	0	6	2.4
12.29.24	ALABAMA A&M		01:51	0-0	.000	0-0	.000	0-0	.000	0	0	0	1.8	0	1	0	0	0	0	2.1
1.2.25	GEORGIA																			
1.5.25	KENTUCKY																			
1.9.25	AT OLE MISS		02:40	0-0	.000	0-0	.000	0-0	.000	0	0	0	1.6	1	0	1	0	0	0	1.9
1.13.25	AT LSU																			
1.19.25	TENNESSEE																			
1.23.25	ARKANSAS		02:55	0-0	.000	0-0	.000	0-0	.000	0	0	0	1.4	1	0	0	0	0	0	1.7
1.26.25	AT ALABAMA																			
1.30.25	AT FLORIDA																			
2.2.25	OLE MISS																			
2.6.25	AT TEXAS																			
2.13.25	MISSISSIPPI STATE																			
2.16.25	AT AUBURN																			
2.20.25	AT OKLAHOMA																			
2.23.25	SOUTH CAROLINA																			
2.27.25	TEXAS A&M																			
3.2.25	AT MISSOURI																			
<b>TOTAL</b>		<b>0</b>	<b>47:35</b>	<b>8-21</b>	<b>.381</b>	<b>0-0</b>	<b>.000</b>	<b>1-3</b>	<b>.333</b>	<b>5</b>	<b>9</b>	<b>14</b>	<b>1.4</b>	<b>4</b>	<b>5</b>	<b>3</b>	<b>2</b>	<b>0</b>	<b>17</b>	<b>1.7</b>

## CAREER STATS

YEAR	GP	GS	MIN	AVG	FG	FGA	PCT	3FG	3FGA	3PCT	FT	FTA	PCT	OFF	DEF	TOT	AVG	PF	FO	AST	TO	BLK	STL	PTS	AVG
2024-25	10	0	48	4.8	8	21	.381	0	0	.000	1	3	.333	5	9	14	1.4	4	0	5	3	2	0	17	1.7
<b>CAREER</b>	<b>10</b>	<b>0</b>	<b>48</b>	<b>4.8</b>	<b>8</b>	<b>21</b>	<b>.381</b>	<b>0</b>	<b>0</b>	<b>.000</b>	<b>1</b>	<b>3</b>	<b>.333</b>	<b>5</b>	<b>9</b>	<b>14</b>	<b>1.4</b>	<b>4</b>	<b>0</b>	<b>5</b>	<b>3</b>	<b>2</b>	<b>0</b>	<b>17</b>	<b>1.7</b>



# 35 SACHA WASHINGTON

@sacha\_washington  
@sacha\_washington  
@sachaw33

F // 6-2 // Sr. // Lawrenceville, Ga. (Collins Hill HS)

## SEASON HIGHS

Points // --  
FG Made // --  
FG Attempts // --  
3-Pt Made // --  
3-Pt Attempt // --  
FT Made // --  
FT Attempt // --  
Rebounds // --  
Assists // --  
Steals // --  
Blocks // --  
Minutes // --

## CAREER HIGHS

Points // 33, Louisiana Tech (12/03/23)  
FG Made // 15, Louisiana Tech (12/03/23)  
FG Attempts // 20, Louisiana Tech (12/03/23)  
3-Pt Made // --  
3-Pt Attempt // 1, Lipscomb (12/18/22)  
FT Made // 10, Fairfield (11/12/23)  
FT Attempt // 16, Fairfield (11/12/23)  
Rebounds // 17, Fairfield (11/12/23)  
Assists // 7, Fairfield (11/12/23)  
Steals // 8, Louisiana Tech (12/03/23)  
Blocks // 6, Dayton (12/20/23)  
Minutes // 40, vs. Florida (03/07/24)

- Utilizing Medical Redshirt in '24-25
- Preseason Cheryl Miller Award Watch List ('25)
- Appeared in 99 games and made 72 starts in three seasons at Vanderbilt
- Averaged a career-best 12.1 ppg as a junior
- Led the team with 8 double-doubles in '23-24
- Led Vandy with 7.9 rpg in '23-24
- All-SEC freshman team ('22)

SUPERLATIVES	24-25 CAREER	SUPERLATIVES	24-25 CAREER
10+ POINTS	-- 48	3+ STEALS	-- 9
15+ POINTS	-- 20	2+ BLOCKS	-- 28
20+ POINTS	-- 6	DOUBLE-DOUBLES	-- 22
30+ POINTS	-- 1	LED VANDY IN PTS	-- 13
MADE 3+ 3-PT FG	-- --	LED VANDY IN REB	-- 53
10+ REBS	-- 24	LED VANDY IN AST	-- 5
3+ ASSISTS	-- 8	LED VANDY IN STL	-- 5
		LED VANDY IN BLK	-- 54

## GAME-BY-GAME

DATE	OPPONENT	GS	MIN	FGM/A	FG%	3FG/A	3P%	FTM/A	FG%	OFF	DEF	TOT	AVG	PF	AST	T/O	BLK	STL	PTS	AVG	
11.4.24	LIPSCOMB																				
11.8.24	AUSTIN PEAY																				
11.14.24	AT SOUTH FLORIDA																				
11.17.24	BUTLER																				
11.20.24	HAMPTON																				
11.22.24	SAMFORD																				
11.26.24	VS. ARIZONA																				
11.27.24	VS. MICHIGAN ST.																				
12.1.24	APPALACHIAN ST.																				
12.4.24	AT MIAMI																				
12.14.24	EVANSVILLE																				
12.19.24	AT DAYTON																				
12.21.24	WEST GEORGIA																				
12.29.24	ALABAMA A&M																				
1.2.25	GEORGIA																				
1.5.25	KENTUCKY																				
1.9.25	AT OLE MISS																				
1.13.25	AT LSU																				
1.19.25	TENNESSEE																				
1.23.25	ARKANSAS																				
1.26.25	AT ALABAMA																				
1.30.25	AT FLORIDA																				
2.2.25	OLE MISS																				
2.6.25	AT TEXAS																				
2.13.25	MISSISSIPPI STATE																				
2.16.25	AT AUBURN																				
2.20.25	AT OKLAHOMA																				
2.23.25	SOUTH CAROLINA																				
2.27.25	TEXAS A&M																				
3.2.25	AT MISSOURI																				
<b>TOTAL</b>		<b>0</b>	<b>00.00</b>	<b>0-0</b>	<b>.000</b>	<b>0-0</b>	<b>.000</b>	<b>0-0</b>	<b>.000</b>	<b>0</b>	<b>0</b>	<b>0</b>	<b>0.0</b>	<b>0</b>	<b>0</b>	<b>0</b>	<b>0</b>	<b>0</b>	<b>0</b>	<b>0</b>	<b>0.0</b>

## CAREER STATS

YEAR	GP	GS	MIN	AVG	FG	FGA	PCT	3FG	3FGA	3PCT	FT	FTA	PCT	OFF	DEF	TOT	AVG	PF	FO	AST	TO	BLK	STL	PTS	AVG
2021-22	35	8	708	20.2	104	224	.464	0	0	.000	58	85	.682	113	117	230	6.6	87	2	26	57	19	26	266	7.6
2022-23	31	31	798	25.7	136	294	.463	0	1	.000	72	114	.632	91	137	228	7.4	87	5	35	67	45	25	344	11.1
2023-24	33	33	959	29.1	163	310	.526	0	0	.000	72	117	.615	118	144	262	7.9	91	4	44	90	44	52	398	12.1
2024-25	--	--	--	--	--	--	--	--	--	--	--	--	--	--	--	--	--	--	--	--	--	--	--	--	--
<b>CAREER</b>	<b>99</b>	<b>72</b>	<b>2465</b>	<b>24.9</b>	<b>403</b>	<b>828</b>	<b>.487</b>	<b>0</b>	<b>1</b>	<b>.000</b>	<b>202</b>	<b>316</b>	<b>.639</b>	<b>322</b>	<b>398</b>	<b>720</b>	<b>7.3</b>	<b>265</b>	<b>11</b>	<b>105</b>	<b>214</b>	<b>108</b>	<b>103</b>	<b>1008</b>	<b>10.2</b>



GAME RECAPS

GAME 4 Vanderbilt vs. Butler

Scoreboard for Game 4: Vanderbilt 81, Butler 52. Box score table with columns for FG, 3P, FT, Rebounds, Fouls, TP, AS, TO, ST, Blocks, and Shooting By Period.

DATE Nov. 17, 2024 SITE Memorial Gymnasium (Nashville, Tenn.)

TIPOFF 2:00 p.m. END 3:45 p.m. ELAPSED 1:45 ATTENDANCE 2,615

DORES CAGE BULLDOGS

NASHVILLE, Tenn. – The duo of freshman Mikayla Blakes and sophomore Khamil Pierre sparked the Vanderbilt women's basketball team to a 81-52 win over Butler on Sunday to kick off a three-game homestand at Memorial Gymnasium.

The Commodore underclassmen outscored Butler by a point, as they combined to register 53 points against the Bulldogs. Blakes registered a career-high 29 points in Sunday's win, while Pierre chipped in 24 points. They are the first set of Vandy women's basketball players to score 20 points in a game since Jan. 7, 2024, when Jordyn Cambridge (24 points) and Iyana Moore (20 points) accomplished the feat against Florida at Memorial Gym.

The win improves Vanderbilt to 4-0 on the year, as the Dores handed the Bulldogs, who are now 3-1, their first loss of the 2024-25 campaign.

Blakes' 29-point performance against Butler is tied for the fifth-most points scored by a Vanderbilt freshman in a game. She matches with Kady Schramm (vs. LSU, Jan. 29, 2012), Barbara Brackman (vs. Duke, March 13, 1982), and Harriet Brumfield (at Delta State, Feb. 20, 1982, and vs. Northwestern, Nov. 27, 1981). Blakes also extends her double-digit scoring streak to four games to open her Vanderbilt career.

Pierre had a 24-point performance to extend her double-digit scoring streak to seven games dating back to last season. The 6-2 forward pulled down a game-high eight rebounds, bringing her three-game double-double streak to an end. It is the third time in Pierre's collegiate career that she has scored 20 or more points in a game. She also collected a game-best four steals against the Bulldogs.

The Commodores shot 50.9 percent from the field on Sunday while limiting Butler to a 38.3 percent success rate from the floor. The Dores hit a season-high eight 3-pointers in the win and held a 33-25 edge on the glass. Vandy forced Butler into 30 turnovers, which turned into 41 points for the Commodores.

BOX SCORE

Box score for Game 4: Butler vs Vanderbilt. Includes player names, minutes, FG, 3P, FT, Rebounds, Fouls, TP, AS, TO, ST, Blocks, and Shooting By Period.

Box score for Game 4: Vanderbilt vs Butler. Includes player names, minutes, FG, 3P, FT, Rebounds, Fouls, TP, AS, TO, ST, Blocks, and Shooting By Period.

Summary statistics for Game 4: Butler vs Vanderbilt. Includes Points from, Turnovers, Period by Period Scoring, Best Scoring Run, Lead Changes, Second Chance, Fast Breaks, and Time with Lead.

INDIVIDUAL LEADERS

Individual leaders for Game 4: Mikayla Blakes - 29 pts, Khamil Pierre - 24 pts, Elena Bertrand - 16 pts, Moly Heard - 9 pts, etc.

GAME 5 Vanderbilt vs. Hampton

Scoreboard for Game 5: Vanderbilt 94, Hampton 45. Box score table with columns for FG, 3P, FT, Rebounds, Fouls, TP, AS, TO, ST, Blocks, and Shooting By Period.

DATE Nov. 20, 2024 SITE Memorial Gymnasium (Nashville, Tenn.)

TIPOFF 6:30 p.m. END 8:11 p.m. ELAPSED 1:41 ATTENDANCE 2,353

DORES SINK LADY PIRATES

NASHVILLE, Tenn. – The Vanderbilt women's basketball team rolled to a 94-45 victory over Hampton Wednesday night at Memorial Gymnasium, as the Commodores remain perfect at 5-0 to open the 2024-25 season.

With the win, Vanderbilt improves to 5-0 for the third year in a row. It marks the first time in program history that the Dores have opened three consecutive seasons at 5-0. The loss drops Hampton to 1-3 overall this season.

The Commodores got off to a slow start but used a 5-17 run between the second and third quarters that broke a 23-23 tie and gave Vandy a 44-30 advantage. The Dores held the Lady Pirates scoreless for 7:05 of game time and rolled off 26 straight points during the stretch to post its longest-scoring run of the season. It is also the second time that Vanderbilt has scored 20-plus points in a row this season, as the Commodores put up 24 straight points against Austin Peay on Nov. 8.

Freshman Mikayla Blakes turned in another spectacular performance. She scored a game-high 22 points and dished out a career-best eight assists to go along with three steals. Blakes, who was named the SEC Freshman of the Week for the first time in her career earlier this week, is the only Commodore since at least 2009-10 to register at least 15-plus points and two or more steals in each of their first five games at Vanderbilt.

Sophomore Khamil Pierre collected her fourth double-double of the season with a 15-point, 12-rebound effort against the Lady Pirates. The 6-2 forward was one of four double-digit scorers for the Commodores in Wednesday's victory. Senior Iyana Moore returned from a one-game absence and scored 12 points, going 5-of-10 from the floor. Sophomore Madison Greene chipped in 11 points off the bench after starting in the last two games in Moore's place. Greene has now scored double-digit points in all three games she has come off the bench this season.

Vanderbilt shot 54.3 percent from the field. It is the third time that the Commodores have shot over 50 percent from the floor in 2024-25. The Dores held Hampton to 36.7 percent from the floor and allowed a season-low three three-point fields. Vandy forced HU into 24 turnovers, which the Commodores turned into 36 points.

BOX SCORE

Box score for Game 5: Hampton vs Vanderbilt. Includes player names, minutes, FG, 3P, FT, Rebounds, Fouls, TP, AS, TO, ST, Blocks, and Shooting By Period.

Box score for Game 5: Vanderbilt vs Hampton. Includes player names, minutes, FG, 3P, FT, Rebounds, Fouls, TP, AS, TO, ST, Blocks, and Shooting By Period.

Summary statistics for Game 5: Hampton vs Vanderbilt. Includes Points from, Turnovers, Period by Period Scoring, Best Scoring Run, Lead Changes, Second Chance, Fast Breaks, and Time with Lead.

INDIVIDUAL LEADERS

Individual leaders for Game 5: Mikayla Blakes - 22 pts, Khamil Pierre - 15 pts, A.DaBo/J. Dublin - 12 pts, etc.

GAME 6 Vanderbilt vs. Samford

Scoreboard for Game 6: Vanderbilt 104, Samford 59. Box score table with columns for FG, 3P, FT, Rebounds, Fouls, TP, AS, TO, ST, Blocks, and Shooting By Period.

DATE Nov. 22, 2024 SITE Memorial Gymnasium (Nashville, Tenn.)

TIPOFF 6:30 p.m. END 8:27 p.m. ELAPSED 1:56 ATTENDANCE 2,524

REMAINING PERFECT

NASHVILLE, Tenn. – The Vanderbilt women's basketball registered 104-plus points for the second time this season, as the Commodores posted a 104-59 win over Samford Friday at Memorial Gymnasium to close out a three-game homestand.

Vandy got a pair of double-doubles from sophomore Khamil Pierre and graduate student Leilani Kapinus in the win over the Bulldogs. The duo were among six Commodores to score double figures on Friday. They are the first set of Commodore teammates to post a double-double in the same game since March 7, 2024, when Pierre (16 points, 15 rebounds) and Sacha Washington (10 points, 11 rebounds) accomplished the feat against Florida in the first round of the 2024 SEC Tournament.

With the win, Vanderbilt improves to 6-0 for the second-straight season, while Samford falls to 2-5. It is the first time since the 2003-04 and 2004-05 campaigns that the Commodores have started back-to-back seasons with six-straight victories.

Pierre registered a game-high 21 points and pulled down a team-best 12 rebounds. She now has five double-doubles this season, which is tied for the most in all of NCAA Division I. The 6-2 forward went 10-of-16 from the floor and added four steals to her stat line against the Bulldogs.

Kapinus posted her first double-double at Vanderbilt with an 11-point, 10-rebound effort off the bench. It is Kapinus' 13th career double-double, while she is the first Dore to record a double-double off the bench since Pierre's 17-point, 10-rebound performance vs. Auburn on Jan. 18, 2024.

The duo were two of six Commodores to score double-digit points in Friday's victory. Sophomore Madison Greene tallied a season-high 16 points off the bench and went 7-of-9 from the field. Greene registered a career-high six assists against the Bulldogs. Freshman Mikayla Blakes collected 14 points to extend her double-digit streak to six games to open her Vandy career and dished out five assists.

Senior Iyana Moore matched Kapinus with 11 points. Sophomore Aiyana Mitchell scored double figures for the first time in her Vandy career with a 10-point outing against Samford.

The Commodore offense was humming once again against Samford, as the Dores scored 104 points for the second time this season. The first came in the 102-50 season-opening victory over Lipscomb on Nov. 4. It is the first time since 2010-11 that Vanderbilt has scored 100-plus points in multiple games in a single campaign.

Vandy shot 50.6 percent from the field, as the Dores have posted a shooting percentage of 50 percent or higher in each of their last three games. Vandy forced Samford into 22 turnovers, which turned into 24 points. The Commodores used their size advantage over the Bulldogs throughout the night, as Vanderbilt outscored its opponent 60-22 in points in the paint. Vandy also tallied a season-high 43 points off the bench in the win.

BOX SCORE

Box score for Game 6: Samford vs Vanderbilt. Includes player names, minutes, FG, 3P, FT, Rebounds, Fouls, TP, AS, TO, ST, Blocks, and Shooting By Period.

Box score for Game 6: Vanderbilt vs Samford. Includes player names, minutes, FG, 3P, FT, Rebounds, Fouls, TP, AS, TO, ST, Blocks, and Shooting By Period.

Summary statistics for Game 6: Samford vs Vanderbilt. Includes Points from, Turnovers, Period by Period Scoring, Best Scoring Run, Lead Changes, Second Chance, Fast Breaks, and Time with Lead.

INDIVIDUAL LEADERS

Individual leaders for Game 6: Khamil Pierre - 21 pts, Madison Greene - 16 pts, Sadie Stetson - 15 pts, etc.



GAME RECAPS

GAME 7 Vanderbilt vs. Arizona

Scoreboard for Game 7: Vanderbilt 71, Arizona 60. Columns for quarters 1-4 and TOTAL.

DATE Nov. 26, 2024 SITE Acrisure Arena (Palm Springs, Calif.)

TIPOFF 3:30 p.m. END 5:32 p.m. ELAPSED 2:03 ATTENDANCE 450

DORES HOLD ON AGAINST WILDCATS

PALM SPRINGS, Calif. - Sophomore Khamil Pierre and Mikayla Blakes each had a 20-plus point performance in the first game of the 2024 Acrisure Classic to lift the Vanderbilt women's basketball team past Arizona, 71-60, Tuesday afternoon.

Vandy's underclass duo registered a combined 48 points as Pierre scored 25 points and Blakes tallied 23 points in the win over the Wildcats. It is the third time this season that the duo registered 20-plus points in the same game. Earlier in the day the pair swept the SEC weekly awards, as Pierre was named SEC Player of the Week and Blakes earned her second-straight SEC Freshman of the Week honor.

With the win, the Commodores improve to 7-0 on the year, while Arizona falls to 6-2 overall. Vanderbilt has now opened back-to-back seasons by winning their first seven games. The last time that happened was during the 1991-92 and 1992-93 campaigns.

Pierre registered her sixth double-double-double of the year to move back into a tie for the most in NCAA Division I this season with LSU's Aneesa Morrow. The Phoenix, Arizona, native scored a game-high 25 points and matched her career-best performance on the glass with 15 rebounds against her home-state team. It is the third-straight double-double for the 6-2 forward and extends her double-digit scoring streak to a career-high 10 games. Pierre flirted with a triple-double against the Wildcats, as she added a career-best seven steals to her stat line.

Blakes scored 23 points and dished out four steals in the victory. She extended her double-digit scoring streak to seven games to begin her Vandy career. She is the first Commodore since at least the 2009-10 season to open their Vanderbilt career by scoring 14-plus points and collecting multiple steals in their first seven games.

The Commodores were held to a season-low 71 points as Vandy shot 38.9 percent from the field. Arizona held a 43.1 percent shooting percentage, though the Dores forced them into 26 turnovers that turned into 29 points for Vanderbilt. Coach Ralph's team has forced at least 20 turnovers in every game during the 2024-25 campaign.

BOX SCORE

Box score for Game 7: Vanderbilt vs. Arizona. Includes player names, minutes, FG, 3P, FT, Rebounds, Fouls, TP, AS, TO, ST, Blocks, and Shooting by Period.

Arizona - 60

Box score for Game 7: Arizona vs. Vanderbilt. Includes player names, minutes, FG, 3P, FT, Rebounds, Fouls, TP, AS, TO, ST, Blocks, and Shooting by Period.

Summary statistics for Game 7: VANDY vs. ARI. Includes Best Scoring Run, Lead Changes, Times Tied, and Time with Lead.

INDIVIDUAL LEADERS

Individual leaders for Game 7: Points, Rebounds, Assists, Steals, Blocks. Lists player names and their respective statistics.

GAME 8 Vanderbilt vs. Michigan St.

Scoreboard for Game 8: Vanderbilt 78, Michigan St. 70. Columns for quarters 1-4 and TOTAL.

DATE Nov. 27, 2024 SITE Acrisure Arena (Palm Springs, Calif.)

TIPOFF 3:30 p.m. END 5:37 p.m. ELAPSED 2:08 ATTENDANCE 615

DORES DROP FIRST CONTEST OF 2024-25

PALM SPRINGS, Calif. - The Vanderbilt women's basketball team dropped its first contest of the 2024-25 season, as the Commodores fell to Michigan State, 78-70, in the championship game of the 2024 Acrisure Classic.

In a close contest featuring 14 lead changes, Michigan State used a late rally to down the Commodores. Vanderbilt held a 57-56 lead midway through the fourth quarter before the Spartans went on a 17-5 run over the next three minutes of play to take a 73-62 lead that the Dores could not overcome.

The loss moves Vanderbilt to 7-1 on the year, while Michigan State remains a perfect 8-0 overall.

Vandy had a quartet of players register double-digit points on Wednesday. Sophomore Khamil Pierre tallied a team-high 19 points to extend her career-long double-digit scoring streak to 12 games. She went 8-of-14 from the floor, collected a team-best four steals, and dished out a season-best four assists. Pierre was one of three Dores to pull down a team-best six rebounds as her three-game double-double streak came to an end on Wednesday.

Senior Ilyana Moore had a season-high 17-point performance in the loss. Freshman Mikayla Blakes extended her double-digit scoring streak to eight games to begin her career with a 13-point effort. Blakes added a pair of steals against the Spartans to remain the only Commodore since at least 2009-10 to start her Vandy career by scoring double-digit points and having multiple steals in each of their first eight games. Graduate student Jordyn Oliver tallied a season-best 10 points and matched Pierre with a team-high four assists.

Vanderbilt shot 40.6 percent from the field, while Michigan State posted a 43.1 percent shooting percentage. The Commodores forced 24 MSU turnovers, which turned into 23 points off turnovers. MSU outrebounded Vanderbilt 48-34 and had 20 offensive boards, which turned into 16 second-chance points for the Spartans.

BOX SCORE

Box score for Game 8: Michigan St. vs. Vanderbilt. Includes player names, minutes, FG, 3P, FT, Rebounds, Fouls, TP, AS, TO, ST, Blocks, and Shooting by Period.

Vanderbilt - 78

Box score for Game 8: Vanderbilt vs. Michigan St. Includes player names, minutes, FG, 3P, FT, Rebounds, Fouls, TP, AS, TO, ST, Blocks, and Shooting by Period.

Summary statistics for Game 8: MSU vs. VANDY. Includes Biggest lead, Best Scoring Run, Lead Changes, Times Tied, and Time with Lead.

INDIVIDUAL LEADERS

Individual leaders for Game 8: Points, Rebounds, Assists, Steals, Blocks. Lists player names and their respective statistics.

GAME 9 Vanderbilt vs. App State

Scoreboard for Game 9: Vanderbilt 94, App State 40. Columns for quarters 1-4 and TOTAL.

DATE Dec. 1, 2024 SITE Memorial Gymnasium (Nashville, Tenn.)

TIPOFF 2 p.m. END 3:44 p.m. ELAPSED 1:44 ATTENDANCE 2,621

MOUNTAIN BLASTER

NASHVILLE, Tenn. - The Vanderbilt women's basketball team rolled to a 94-40 victory over Appalachian State Sunday afternoon at Memorial Gymnasium.

The Commodores outscored the Mountaineers 33-2 in the first quarter and never looked back. Vanderbilt posted its fourth 50-plus point win of the season to improve to 8-1, while App State fell to 3-4.

The two points allowed by the Dores in the opening stanza were the fewest that Vanderbilt has allowed in any quarter in school history. The previous record was three points, which happened twice, once against Fordham on Dec. 30, 2015, and then again vs. Rutgers on Nov. 26, 2021, with both taking place in the second quarter. The NCAA switched from two halves to four quarters before the 2015-16 season.

Vanderbilt scored over 90 points in a game for the fifth time this season. A total of five players registered double-digit points against App State, as every Commodore that played on Sunday scored.

Freshman Mikayla Blakes led the charge with a 20-point performance. It is the fifth game this season that the guard has registered 20-plus points in a game. Blakes added a career-high seven steals and dished out six assists against the Mountaineers. She remains the only Commodore to score 10-plus points and collect multiple steals in each of their first nine games at Vandy.

Senior Ilyana Moore posted double-digit points for the fourth time over her last five games with 13 points. Her 13-point performance put her over 1,000 points career scored at Vanderbilt. She has amassed 1,002 career points in 76 games, as Moore is the 42nd Commodore to join the school's 1,000-point club.

Graduate student Jane Nwaba tallied 12 points, which marks the highest point total at Vanderbilt for the transfer. Sophomore Aiyana Mitchell made her first career start at Vanderbilt and matched career-best in points (10) and rebounds (6) in 20 minutes of action. Fellow sophomore Aga Makurat rounded out the group with a season-best 10 points.

Vanderbilt shot 42.9 percent from the field while holding Appalachian State to a 29.6 percent field goal percentage. The Commodores outrebounded the Mountaineers, 48-36, which led to a 21-7 edge in second-chance points. The Dores collected 21 turnovers on Sunday, which turned into 33 points. Vanderbilt has forced opponents into 20 or more turnovers in every game this season.

BOX SCORE

Box score for Game 9: App State vs. Vanderbilt. Includes player names, minutes, FG, 3P, FT, Rebounds, Fouls, TP, AS, TO, ST, Blocks, and Shooting by Period.

Vanderbilt - 94

Box score for Game 9: Vanderbilt vs. App State. Includes player names, minutes, FG, 3P, FT, Rebounds, Fouls, TP, AS, TO, ST, Blocks, and Shooting by Period.

Summary statistics for Game 9: APP ST vs. VANDY. Includes Biggest lead, Best Scoring Run, Lead Changes, Times Tied, and Time with Lead.

INDIVIDUAL LEADERS

Individual leaders for Game 9: Points, Rebounds, Assists, Steals, Blocks. Lists player names and their respective statistics.







