



6 SEC TOURNAMENT CHAMPIONSHIPS • 28 NCAA TOURNAMENTS • 1 FINAL FOUR • 5 ELITE EIGHTS • 14 SWEET SIXTEENS

VANDERBILT

WOMEN'S BASKETBALL

2024-25 GAME NOTES • GAME 21 • at #19/19 ALABAMA

2024-25 SCHEDULE

Overall: 16-4 | SEC: 3-3

Home: 12-1 | Away: 3-2 | Neutral: 1-1

NET Ranking: 19 | Streak: W-2

NOVEMBER (7-1)

4	Lipscomb	Win	102-50
8	Austin Peay	Win	93-37
14	at South Florida	Win	62-49
17	Butler	Win	81-52
20	Hampton	Win	94-45
22	Samford	Win	104-59
26	vs. Arizona [^]	Win	71-60
27	vs. (RV/RV) Michigan State [^]	Loss	70-78

DECEMBER (6-0)

1	Appalachian State	Win	94-40
4	at Miami [#]	Win	88-70
14	Evansville	Win	106-40
19	at Dayton	Win	80-66
21	West Georgia	Win	103-68
29	Alabama A&M	Win	93-64

JANUARY (3-3)

2	Georgia*	Win	108-82
5	#16/16 Kentucky*	Loss	78-96
9	at (RV/RV) Ole Miss*	Loss	59-87
11	at #5/4 LSU*	Loss	77-83
19	#15/15 Tennessee*	Win	71-70
23	Arkansas*	Win	101-60
26	at Alabama*	1 p.m.	SEC Network
30	at Florida*	6 p.m.	SEC Network+

FEBRUARY (0-0)

2	Ole Miss*	2 p.m.	SEC Network+
6	at Texas*	8 p.m.	SEC Network
13	Mississippi State*	8 p.m.	SEC Network
16	at Auburn*	3 p.m.	SEC Network
20	at Oklahoma*	6 p.m.	SEC Network+
23	South Carolina*	2 p.m.	SEC Network+
27	Texas A&M*	6:30 p.m.	SEC Network+

MARCH (0-0)

2	at Missouri*	2 p.m.	SEC Network+
6-9	SEC Tournament	TBD	TBD

All times Central • Home games in bold • Neutral games in italics

*SEC game • [^]Acrisure Classic (Palm Springs, Calif.) • #SEC/ACC Challenge • %SEC Tournament

Rankings: AP/Coaches • All games times and dates are subject to change

GAME 21



VANDERBILT (RV/RV) (16-4, 3-3 SEC)
vs. **NO. 19/19 ALABAMA** (17-3, 4-2 SEC)



SUNDAY, JAN. 26
1 p.m. CT



TUSCALOOSA, ALA.
Coleman Coliseum (15,383)



SEC NETWORK
Sam Gore (Play-By-Play) • Tamika Catchings (Analyst)



94.9 THE FAN
Vanderbilt Athletics App • Jake Lyman

STARTING FIVE

>> The Dores come into Sunday looking for their third-straight win after posting a 101-60 victory vs. Arkansas this past Thursday at Memorial Gym. Freshman Mikayla Blakes and Khamil Pierre scored 20-plus points for the second-straight game to lead five Commodores that scored double figures. Blakes registered a game-high 24 points, while Pierre tallied 20 points and nine rebounds.

>> Vanderbilt's win over Arkansas put the Commodores at 16-4 overall and 3-3 in SEC games. The Dores come into their contest at Alabama receiving votes in both major college women's basketball polls. Vandy picked up nine votes in this week's Associated Press Top 25 and seven votes in the USA Today/WBCA Coaches Poll.

>> The Commodores are 3-2 in true road games this season. Vanderbilt is still seeking its first SEC win away from Memorial Gymnasium this season, as the Dores dropped contests at Ole Miss and then at No. 5/4-ranked LSU. The Commodores won a program-best six SEC road games last season.

>> Sunday's matchup between the Dores and Crimson Tide will be the 57th meeting all-time between the schools. Vanderbilt holds the series lead at 34-22. However, Alabama has won 10-straight games vs. the Commodores. Vandy is 0-4 against the Crimson Tide under head coach Shea Ralph.

>> Vanderbilt is 12-11 vs. Alabama in Tuscaloosa. It will be the third time in the last four meetings the two schools have faced off in Tuscaloosa. The last time the Commodores posted a victory over Alabama at Coleman Coliseum came on Jan. 10, 2016, in a 54-48 win.



TEAM COMPARISON

16-4	Overall Record	17-3
3-3	SEC Record	4-2
86.8	Points Per Game	80.3
62.8	Opp. Per Game	60.2
46.4	Field Goal Pct.	46.4
40.8	Opp. Field Goal Pct.	36.9
32.7	3-Point Pct.	37.7
29.6	Opp. 3-Point Pct.	29.1
77.7	Free Throw Pct.	67.2
40.7	Rebounds Per Game	40.1
+5.2	Rebounding Margin	36.0
17.8	Assists Per Game	15.5
13.5	Turnovers Per Game	13.8
12.6	Steals Per Game	8.9
3.1	Blocks Per Game	4.8

SERIES HISTORY

Games:	56
Vanderbilt Series Record:	34-22
Games in Nashville:	19-5
Games in Tuscaloosa:	12-11
Neutral Site Games:	3-6
First Meeting:	March 7, 1978 in Starkville, Miss., Alabama, 88-69
Last Meeting:	Feb. 5, 2024 in Nashville, Alabama, 74-66
Last Vandy Win:	Jan. 26, 2017 in Nashville, 87-80
Last Vandy Loss:	Feb. 5, 2024 in Nashville, 66-74
Last Home Win:	Jan. 26, 2017, 87-80
Last Road Win:	Jan. 10, 2016, 54-48
Last Neutral Win:	March 4, 2015 in Little Rock Ark., 66-56
Last Home Loss:	Feb. 5, 2024, 66-74
Last Road Loss:	Feb. 16, 2023, 70-88
Last Neutral Loss:	March 6, 2019 at Greenville, S.C., 57-74
vs. Alabama under Ralph:	0-4
Current Vanderbilt Streak:	L-10

LAST FIVE GAMES

Date	Location	Vandy Result	Score
02.05.24	Nashville	Loss	66-74
02.16.23	Tuscaloosa	Loss	70-88
02.27.22	Tuscaloosa	Loss	71-77
02.06.22	Nashville	Loss	71-77 (OT)
01.10.21	Nashville	Loss	56-80

PROJECTED STARTERS



1

MIKAYLA BLAKES

G • 5-8 • Fr.
Somerset, N.J.
Rutgers Prep HS

Points • 20.4
FG% • 45.3
3PPFG% • 31.9
Boards • 3.0
Assists • 3.3
Steals • 2.4



10

JANE NWABARA

G • 5-10 • Fr.
Carlson, Calif.
Pepperdine

Points • 5.8
FG% • 48.8
3PPFG% • 38.7
Boards • 2.6
Assists • 1.1
Ast/TO • 1.5



11

JORDYN OLIVER

G • 5-10 • Fr.
Prosper, Texas
Duke • Baylor

Points • 4.0
FG% • 46.2
FT% • 88.9
Boards • 5.4
Assists • 4.0
Ast/TO • 2.8



12

KHAMIL PIERRE

F • 6-2 • So.
Phoenix, Ariz.
Perry HS

Points • 22.2
FG% • 55.8
FT% • 69.1
Boards • 10.1
Assists • 2.2
Steals • 3.0



23

IYANA MOORE

G • 5-8 • Sr.
Milwaukee, Wis.
Blackman HS

Points • 13.8
FG% • 39.1
FT% • 79.1
3PPFG% • 37.6
3PPFG PG • 2.5
Assists • 2.5



ROSTER BREAKDOWN

CLASS

GRADUATE (3): Leilani Kapinus, Jane Nwaba, Jordyn Oliver

SENIOR (2): Iyana Moore, Sacha Washington

JUNIOR (2): Jada Brown, Justine Pissott

SOPHOMORE (4): Madison Greene, Aga Makurat, Aiyana Mitchell, Khamil Pierre

FRESHMAN (2): Mikayla Blakes, Trinity Wilson, Monique Williams*

POSITION

FORWARD (6): Aiyana Mitchell, Jane Nwaba, Khamil Pierre, Justine Pissott, Sacha Washington, Trinity Wilson, Monique Williams*

GUARD (8): Mikayla Blakes, Jada Brown, Madison Greene, Leilani Kapinus, Aga Makurat, Iyana Moore, Jordyn Oliver, Justine Pissott

HOME STATE/COUNTRY

NEW JERSEY (2): Mikayla Blakes, Justine Pissott

WISCONSIN (2): Leilani Kapinus, Iyana Moore

CALIFORNIA (1): Jane Nwaba

GEORGIA (1): Sacha Washington

ARIZONA (1): Khamil Pierre

ARKANSAS (1): Jada Brown

AUSTRALIA (1): Monique Williams*

COLORADO (1): Aiyana Mitchell

MINNESOTA (1): Trinity Wilson

OHIO (1): Madison Greene

POLAND (1): Aga Makurat

TEXAS (1): Jordyn Oliver

*Early enrollee, will begin collegiate career in '25-26

COACHES & STAFF

HEAD COACH: SHEA RALPH • 4TH SEASON

ASSOCIATE HEAD COACH: TOM GARRICK • 4TH SEASON

ASSISTANT COACH: ASHLEY EARLEY • 4TH SEASON

ASSISTANT COACH: KEVIN DEMILLE • 4TH SEASON

AST. COACH/AST. DIR. OF OPS: ERIC MUNDINGER • 3RD SEASON

CHIEF OF STAFF/EXECUTIVE DIR. OF OPS: CHRIS BRANN • 4TH SEASON

DIR. OF INTERNAL OPS/ON-CAMPUS RECRUITING COORD: KOKO NELSON • 4TH SEASON

DIR. OF STRENGTH & CONDITIONING: JENA READY • 1ST SEASON

SENIOR ASSO. ATHLETIC TRAINER: ALLISON SHEPHERD • 4TH SEASON

DIR. OF CREATIVE CONTENT: LEAH DUSTERHOFT • 4TH SEASON

DIR. OF SPECIAL PROJECTS & ATHLETIC CULTURE: YVONNE HAWKINS • 1ST SEASON

DIR. OF PLAYER ENGAGEMENT & INFLUENCE: AUDREY MONTGOMERY • 1ST SEASON

VIDEO COORDINATOR: JT OREM • 1ST SEASON

SPORTS INFORMATION DIRECTOR: CHRIS CASKEY • 2ND SEASON



WOMEN'S BASKETBALL



FRONT ROW (L-R) MADISON GREENE, LEILANI KAPINUS, JORDYN OLIVER, IYANA MOORE, JADA BROWN, MIKAYLA BLAKES
BACK ROW (L-R) SACHA WASHINGTON, KHAMIL PIERRE, AGA MAKURAT, AIYANA MITCHELL, JUSTINE PISSOTT, TRINITY WILSON, JANE NWABA

2024-25 ROSTER

No.	Name	POS	HT	YR	EXP	Hometown (Previous School)
1	Mikayla Blakes	G	5-8	Fr.	HS	Somerset, N.J. (Rutgers Prep)
2	Jada Brown	G	5-8	Jr.	2V	Bentonville, Ark. (Bentonville HS)
4	Madison Greene	G	5-6	So.	1V	Columbus, Ohio (Pickerington Central HS)
5	Leilani Kapinus	G	5-10	Gr.	TR	Madison, Wis. (Penn State)
10	Jane Nwaba	F	5-10	Gr.	TR	Carson, Calif. (Pepperdine)
11	Jordyn Oliver	G	5-10	Gr.	1V	Prosper, Texas (Duke)
12	Khamil Pierre	F	6-2	So.	1V	Phoenix, Ariz. (Perry HS)
13	Justine Pissott	G/F	6-4	Jr.	1V	Toms River, N.J. (Tennessee)
14	Aiyana Mitchell	F	6-4	So.	1V	Colorado Springs, Colo. (Fountain-Fort Carson HS)
23	Iyana Moore	G	5-8	Sr.	2V	Milwaukee, Wis. (Blackman HS)
24	Aga Makurat	G	6-2	So.	1V	Sierakowice, Poland (Sopocka Akademia Tenisowa)
30	Trinity Wilson	F	6-3	Fr.	HS	Lakeville, Minn. (Lakeville North HS)
35	Sacha Washington	F	6-2	Sr.	3V	Lawrenceville, Ga. (Collins Hill HS)
- -	Monique Williams*	F	6-3	Fr.	HS	Perth, Australia (Willeton Senior HS)

*Early enrollee, will begin collegiate career in '25-26

COACHING STAFF

HEAD COACH: Shea Ralph - 4th Season - UConn '01

ASSOCIATE HEAD COACH: Tom Garrick - 4th Season - Rhode Island '88

ASSISTANT COACH: Ashley Earley - 4th Season - Vanderbilt '05

ASSISTANT COACH: Kevin DeMille - 4th Season - UConn '13

ASSISTANT COACH/AST. DIRECTOR OF OPERATIONS: Eric Munding - 3rd Season - Memphis '20

PRONUNCIATION

JADA BROWN: (Jay-Duh)

LEILANI KAPINUS: (LAY-lawn-EE, Cap-n-IS)

AGA MAKURAT: (Ah-gah, Mock-ew-Rah)

AIYANA MITCHELL: (Eye-on-Uh)

IYANA MOORE: (Eye-on-Uh)

JANE NWABA: (Wah-Buh)

KHAMIL PIERRE: (KAH-Meel, Pea-Air)

JUSTINE PISSOTT: (Jus-TEEN, Pih-SOT)

SACHA WASHINGTON: (Sah-SHUH)

MONIQUE WILLIAMS: (Moh-NEEK)

SEC STANDINGS (AS OF JAN. 24, 2025)

Team	SEC	Record	Streak
2/2 South Carolina	6-0	18-1	W-13
5/4 LSU	5-0	20-0	W-20
7/7 Texas	5-1	19-2	W-3
11/11 Kentucky	5-1	16-2	L-1
19/19 Alabama	4-2	17-3	W-1
Ole Miss (RV/RV)	4-2	13-5	W-2
15/15 Oklahoma	3-3	15-4	L-1
Vanderbilt (RV/RV)	3-3	16-4	W-2
Texas A&M	3-3	10-8	W-2
17/17 Tennessee	3-4	15-4	L-2
Mississippi State (RV/--)	3-4	16-5	W-1
Florida	2-4	11-9	L-2
Georgia	1-5	9-11	L-3
Arkansas	1-5	8-13	L-3
Auburn	1-6	10-10	L-1
Missouri	0-6	11-10	L-6

POLLS

Associated Press Top 25 as of Jan. 20

- | | |
|--------------------|----------------------|
| 1) UCLA (29) | 14) Duke |
| 2) South Carolina* | 15) Oklahoma* |
| 3) Notre Dame (2) | 16) West Virginia |
| 4) Southern Cal | 17) Tennessee* |
| 5) LSU* | 18) Georgia Tech |
| 6) UConn | 19) Alabama* |
| 7) Texas* | 20) NC State |
| 8) Maryland | 21) Michigan State* |
| 9) TCU | 22) California |
| 10) Kansas State | 23) Minnesota |
| 11) Kentucky* | 24) Michigan |
| 12) Ohio State | 25) Baylor |
| 13) North Carolina | *Vanderbilt Opponent |

Received Votes: Nebraska, Creighton, Ole Miss*, Utah, Vanderbilt, Oklahoma State, South Dakota St., Harvard, Mississippi State*

USA Today/WBCA Coaches Top 25 as of Jan. 21

- | | |
|------------------------|----------------------|
| 1) UCLA (29) | 14) Duke |
| 2) South Carolina* (2) | 15) Oklahoma* |
| 3) Notre Dame | 16) West Virginia |
| 4) LSU* | 17) Tennessee* |
| 5) Southern Cal | 18) Georgia Tech |
| 6) UConn | 19) Alabama* |
| 7) Texas* | 20) NC State |
| 8) Kansas State | 21) California |
| 9) TCU | 22) Michigan State* |
| 10) Maryland | 23) Baylor |
| 11) Kentucky* | 24) Minnesota |
| 12) Ohio State | 25) Nebraska |
| 13) North Carolina | *Vanderbilt Opponent |

Received Votes: South Dakota State, Creighton, Florida State, Utah, Michigan, Vanderbilt, Ole Miss*, Louisville, Richmond, Oklahoma State, FGCU



TV/RADIO ROSTER



1 Mikayla Blakes
G // 5-8 // Fr.
Somerset, N.J.
Rutgers Prep HS



2 Jada Brown
G // 5-8 // Jr.
Bentonville, Ark.
Bentonville HS



4 Madison Greene
G // 5-6 // So.
Columbus, Ohio
Pickerington Central HS



5 Leilani Kapinus
G // 5-10 // Gr.
Madison, Wis.
Penn State
James Madison Memorial HS



10 Jane Nwaba
F // 5-10 // Gr.
Carson, Calif.
Pepperdine
Palisades Charter HS




11 Jordyn Oliver
G // 5-10 // Gr.
Prosper, Texas
Duke // Baylor
Prosper HS



12 Khamil Pierre
F // 6-2 // So.
Phoenix, Ariz.
Perry HS



13 Justine Pissott
G/F // 6-4 // Jr.
Toms River, N.J.
Tennessee
Red Bank Catholic HS



14 Aiyana Mitchell
F // 6-4 // So.
Colorado Springs, Colo.
Fountain-Fort Carson HS



23 Iyana Moore
G // 5-8 // Sr.
Milwaukee, Wis.
Blackman HS



24 Aga Makurat
G // 6-2 // So.
Sierakowice, Poland
Sopocka Akademia
Tenisowa



30 Trinity Wilson
F // 6-3 // Fr.
Lakeville, Minn.
Lakeville North HS



35 Sacha Washington
F // 6-2 // Sr.
Lawrenceville, Ga.
Lawrenceville HS



— Monique Williams
F // 6-3 // Fr.
Perth, Australia
Willeton Senior HS

COACHING STAFF




Shea Ralph
Head Coach
4th Season




Tom Garrick
Associate
Head Coach
4th Season



Ashley Earley
Assistant Coach
4th Season



Kevin DeMille
Assistant Coach
4th Season



Eric Munding
Assistant Coach
3rd Season



VANDERBILT WBB QUICK FACTS

HOME ARENA: MEMORIAL GYMNASIUM (14,316)
2023-24 RECORD: 23-10
2023-24 SEC RECORD: 9-7
POSTSEASON: 1-1 (NCAA FIRST ROUND)
LETTERWINNERS RETURNING/LOST: 9/4
STARTERS RETURNING/LOST: 5/1
NEWCOMERS: 4

THE UNIVERSITY

LOCATION: NASHVILLE, TENN.
AFFILIATION: NCAA DIVISION I
CONFERENCE: SOUTHEASTERN (SEC)
MASCOT: COMMODORES
COLORS: BLACK & GOLD
CHANCELLOR: DANIEL DIERMEIER
DIRECTOR OF ATHLETICS: CANDICE STOREY LEE
FACULTY ATHLETICS REP: TRACE WILGUS

PROGRAM HISTORY

ALL-TIME RECORD: 901-548 (.622)
ALL-TIME SEC RECORD: 267-276 (.492)
ALL-TIME SEC TOURNAMENT RECORD: 49-38 (.563)
SEC TOURNAMENT TITLES: 6 ('93, '95, '02, '04, '07, '09)
NCAA TOURNAMENT APPEARANCES: 28
NCAA TOURNAMENT RECORD: 40-28 (.588)
LAST NCAA TOURNAMENT APPEARANCE: 2024
LAST POSTSEASON APPEARANCE: 2024 (NCAA)

SOCIAL MEDIA

FACEBOOK: /VANDYWBB
INSTAGRAM: @VANDYWBB
X/TWITTER: @VANDYWBB
WEBSITE: VUCOMMODORES.COM

ATHLETIC COMMUNICATIONS

VANDERBILT WOMEN'S BASKETBALL SID: CHRIS CASKEY, 2ND SEASON
EMAIL: CHRIS.CASKEY@VANDERBILT.EDU
PHONE NUMBER: 606-207-7481
ASSOCIATE ATHLETIC DIRECTOR: BRIAN FREMUND



DORE NOTES

GAME COVERAGE

Sunday's contest at Alabama airs live on SEC Network with Sam Gore and Tamika Catchings calling the action. Fans can listen to Jake Lyman locally on 94.9 The Fan and the Vanderbilt Commodores app outside of Nashville. Fans can also follow along via live stats.

NET RANKING

Vanderbilt enters Sunday holding a NET ranking of 19. The Commodores came in at No. 7 in the first NET ranking of the 2024-25 season, the highest NET ranking in program history. The NET is an evaluation tool the NCAA Tournament Selection Committee uses to determine seeding and at-large bids.

RECEIVING VOTES

The Dore earned a nine votes in this week's Associate Press Top 25 Poll and seven votes in the USA Today/WBCA Coaches Poll. It marks the ninth-straight week that Vanderbilt has picked up votes in either poll.

ANOTHER 20-POINT OUTING FOR BLAKES AND PIERRE

Freshman Mikayla Blakes (24 points) and sophomore Khamil Pierre (20 points) each scored 20-plus points in the Jan. 23 win over Arkansas, marking the ninth time this season the duo has registered 20 or more points each in the same game.

The Vanderbilt underclassmen are the only set of teammates in the nation to average over 20 points each this season. Pierre leads the team at 22.2 points per game and Blakes chips in 20.4 points per contest. Both players have had a total of 12 games with 20-plus points this season.

STEPPING UP IN SEC PLAY

Similar to last season, senior Iyana Moore has elevated her level of play against SEC foes. In league games, Moore is averaging 17.5 points per game, an increase of 3.7 points compared to her season-scoring average of 13.8 points. The guard has scored registered double-digit points in every SEC game Vanderbilt has played this season, which includes a season-best 23-point performance at LSU on Jan. 13.

LOOKING FOR ANOTHER RANKED WIN

Vanderbilt has an opportunity to pick up to win over a top-25 team for the second-straight Sunday at No. 19/19-ranked Alabama. The Commodores knocked off No. 15/15-ranked Tennessee, 71-70, last Sunday at Memorial Gym.

The last time the Commodores knocked off multiple top-25 teams in the same season came during the 2015-16 campaign. Vanderbilt won at No. 12/12 Kentucky, 71-69, and at No. 24/24 Missouri, 56-52, that season. The win at No. 24-ranked Missouri on Feb. 28, 2016 was also the last time Vanderbilt collected a win over a ranked team on the road.

BREAKING THE CENTURY MARK

Vanderbilt scored 100-plus points for the sixth time this season in the 101-60 win over Arkansas on Jan. 23. The six games scoring 100 or more points sets the program record for most 100-point games collected in a single season. It is also the first time in school history that the Commodores have scored 100-plus points in two SEC games in the same season.

Vandy has previously registered a 102-50 win over Lipscomb in the season opener on Nov. 4 and on Nov. 22 in a 104-59 win over Samford. More recently, the Dore scored a 106-40 win over Evansville on Dec. 14 and a 108-82 win over Georgia on Jan. 2.

SCORING STREAKS

Three Dore enter Sunday's contest on a double-digit scoring streak. Sophomore Khamil Pierre has registered 10-plus points in 22-straight games, while senior Iyana Moore has scored double figures in 13-consecutive contests. Freshman Mikayla Blakes has tallied 10-plus points in six-straight contests.

Pierre's 22-game streak is the longest for a Commodore since 2006-07 when Carla Thomas registered double-digit points in 29-straight games. Pierre's streak is also the fourth-longest double-digit scoring streak by a Dore since 1999-00.

BLAKES HAULING IN THE HONORS

First-year Vanderbilt guard Mikayla Blakes won a pair of weekly national awards on Tuesday after her 23-point performance, which included a game-winning tip-in vs. No. 15 Tennessee. Blakes was named the USBWA Tamika Catchings National Freshman of the Week, sharing the honor with Nebraska's Britt Prince.

Additionally, the NCAA's Autumn Johnson named Blakes the NCAA Player of the Week after her 23-point effort against the Lady Volunteers.





DORE NOTES

PIERRE'S ELITE NUMBERS

Sophomore Khamil Pierre is the only NCAA Division I players to average over 22.0 points and 10.0 rebounds this season. The 6-2 forward is putting up a team-best 22.2 points per game and 10.1 rebounds per contest.

Pierre currently ranks third all in NCAA Division I in field goals made with 177 and fourth double-doubles with 11. The 6-2 forward ranks in the top 15 nationally in six categories. She is the only NCAA Division I player placed in the top 10 in points scored (7th; 422) and steals (10th; 59) this season.

BLAKES' CASE FOR NATIONAL FRESHMAN OF THE YEAR

Freshman guard Mikayla Blakes is making a strong case for national freshman of the year consideration. The 5-8 guard leads all NCAA Division I freshmen in scoring (20.2 ppg) and points scored (407). She is also the first freshman nationally to score 100-, 200-, 300-, and 400-plus points this season.

Blakes ranks in the top five among freshmen nationally field goals made (2nd; 141), steals (3rd; 48), free throw percentage (4th, 86.0%), steals per game (5th, 2.40), and made 3-point field goals (4th, 45). She has scored 20-plus points in 12 games this season which leads all NCAA freshmen.

WINNING BIG

Vanderbilt holds the 13th-best margin of victory in the nation coming into the week. The Commodores are beating teams by an average of 24.0 points per game this season. Vandy has posted seven wins of 40-plus points during the 2024-25 season.

LENDING A HAND

The Commodores rank 23rd nationally in assists per game at 17.8. Vanderbilt handed out a season-best 30 assists against Alabama A&M on Dec. 29. The Dores have dished out 20 or more assists in eight games this season.

The Dores are also 16th in the NCAA in assist/turnover ratio at 1.32, which is fourth-best in the SEC. Graduate Jordyn Oliver is 14th in the nation in assist/turnover ratio at 2.82, while her 4.0 assists per game ranks ninth in the SEC.

2024-25 GAME-BY-GAME STARTERS

Team	G	G	G	F	F	Result
Lipscomb	Blakes	Moore	Oliver	Nwaba	Pierre	W, 102-50
Austin Peay	Blakes	Moore	Oliver	Nwaba	Pierre	W, 93-37
at South Florida	Blakes	Greene	Oliver	Nwaba	Pierre	W, 62-49
Butler	Blakes	Greene	Oliver	Nwaba	Pierre	W, 81-52
Hampton	Blakes	Moore	Oliver	Nwaba	Pierre	W, 94-46
Samford	Blakes	Moore	Oliver	Nwaba	Pierre	W, 104-59
vs. Arizona	Blakes	Greene	Moore	Oliver	Pierre	W, 71-60
vs. Michigan State	Blakes	Greene	Moore	Oliver	Pierre	L, 78-70
Appalachian State	Blakes	Moore	Oliver	Nwaba	Mitchell	W, 94-40
at Miami	Blakes	Moore	Oliver	Nwaba	Pierre	W, 88-70
Evansville	Blakes	Moore	Oliver	Nwaba	Pierre	W, 106-40
at Dayton	Blakes	Moore	Oliver	Nwaba	Pierre	W, 80-66
West Georgia	Blakes	Moore	Oliver	Nwaba	Pierre	W, 103-68
Alabama A&M	Blakes	Moore	Oliver	Nwaba	Pierre	W, 93-64
Georgia	Blakes	Moore	Oliver	Nwaba	Pierre	W, 108-82
Kentucky	Blakes	Moore	Oliver	Nwaba	Pierre	L, 78-96
at Ole Miss	Blakes	Moore	Oliver	Nwaba	Pierre	L, 59-87
at LSU	Blakes	Moore	Oliver	Nwaba	Pierre	L, 77-83
Tennessee	Blakes	Moore	Oliver	Nwaba	Pierre	W, 71-70
Arkansas	Blakes	Moore	Oliver	Nwaba	Pierre	W, 101-60

LINEUP RECORDS

Blakes/Moore/Oliver/Nwaba/Pierre	11-3
Blakes/Greene/Oliver/Nwaba/Pierre	2-0
Blakes/Moore/Oliver/Nwaba/Pierre	1-0
Blakes/Moore/Oliver/Nwaba/Mitchell	1-0
Blakes/Greene/Moore/Oliver/Pierre	1-1

STAT SUPERLATIVES

MOST GAMES PLAYED

133, JORDYN OLIVER*

MOST GAMES PLAYED AT VANDY

99, SACHA WASHINGTON

MOST GAMES STARTED

94, LEILANI KAPINUS*

MOST GAMES STARTED AT VANDY

76, SACHA WASHINGTON

MOST CONSECUTIVE GAMES PLAYED

39, JORDYN OLIVER

MOST CONSECUTIVE GAMES STARTED

20, MIKAYLA BLAKES/JORDYN OLIVER

GAMES W/ DOUBLE-DIGIT POINTS

	2024-25 CAREER	
KHAMIL PIERRE	19	33
MIKAYLA BLAKES	19	19
IYANA MOORE	16	60
MADISON GREENE	9	12
LEILANI KAPINUS*	3	62
JANE NWABA*	3	39
AIYANA MITCHELL	2	2
JORDYN OLIVER*	1	11
AGA MAKURAT	1	4
SACHA WASHINGTON	--	50
JUSTINE PISSOTT*	--	8
JADA BROWN	--	2

20-PLUS POINT GAMES

	2024-25 CAREER	
KHAMIL PIERRE	12	13
MIKAYLA BLAKES	12	12
IYANA MOORE	1	14
MADISON GREENE	1	1
SACHA WASHINGTON	--	6
LEILANI KAPINUS*	--	6
JANE NWABA*	--	1

30-PLUS POINT GAMES

	2024-25 CAREER	
KHAMIL PIERRE	1	1
MIKAYLA BLAKES	1	1
IYANA MOORE	--	2
SACHA WASHINGTON	--	1

40-PLUS POINT GAMES

	2024-25 CAREER	
KHAMIL PIERRE	1	1

GAMES W/ DOUBLE-DIGIT REBOUNDS

	2024-25 CAREER	
KHAMIL PIERRE	11	15
LEILANI KAPINUS*	2	16
JORDYN OLIVER*	1	4
SACHA WASHINGTON	--	27
JANE NWABA*	--	14

DOUBLE-DOUBLES

	2024-25 CAREER	
KHAMIL PIERRE	11	15
LEILANI KAPINUS*	2	14
JORDYN OLIVER*	1	4
SACHA WASHINGTON	--	22
JANE NWABA*	--	11

CURRENT DOUBLE-DIGIT SCORING STREAK

22, KHAMIL PIERRE

CONSECUTIVE GAMES W/ MADE 3-POINTER

16, IYANA MOORE

CONSECUTIVE GAMES W/ AN ASSIST

20, MIKAYLA BLAKES

CONSECUTIVE GAMES W/ A STEAL

4, JANE NWABA

CONSECUTIVE GAMES W/ A BLOCK

2, LEILANI KAPINUS

* STARTED COLLEGIATE CAREER AT ANOTHER SCHOOL





PLAYER QUICK NOTES



1 • MIKAYLA BLAKES

G • 5-8 • Fr. • Somerset, N.J. (Rutgers Prep HS)
Undeclared

	GP-GS	MIN/G	FG%	3FG%	FT%	R/G	A/G	STL	BLK	PTS/G
24-25	20-20	29.1	45.3	31.9	86.0	3.0	3.3	2.4	0.4	20.4
CAREER	20-20	29.1	45.3	31.9	86.0	3.0	3.3	2.4	0.4	20.4

- 3x SEC Freshman of the Week - 11.19, 11.26, 12.10
- Only NCAA Frosh to Avg. over 20 ppg (20.4 ppg)
- Leads all NCAA freshmen in scoring & steals
- Her 36 pts vs. Georgia set the Vandy freshman for most points in a game
- Scored 20-plus points in 12 games this season

TOP GAMES

24-25 SEASON	CAREER
PTS 36, Georgia (01/02/25)	PTS 36, Georgia (01/02/25)
REB 5 (3x), Last: at Ole Miss (01/09/25)	REB 5 (3x), Last: at Ole Miss (01/09/25)
AST 8, Hampton (11/20/24)	AST 8, Hampton (11/20/24)



2 • JADA BROWN

G • 5-8 • Jr. • Bentonville, Ark. (Bentonville HS)
Human & Organizational Development • (Jay-Duh)

	GP-GS	MIN/G	FG%	3FG%	FT%	R/G	A/G	STL	BLK	PTS/G
24-25	11-0	5.8	54.5	40.0	75.0	1.1	0.5	0.5	0.0	1.5
CAREER	60-22	13.8	29.3	28.6	79.2	0.9	0.6	0.4	0.0	2.7

- Scored a season-high 6 pts vs. West Georgia
- Two-time SEC Winter Academic Honor Roll
- Made 22 career starts, all in '22-23
- Scored career-high 12 points vs. No. 13/11 NC State (11/24/22)

TOP GAMES

24-25 SEASON	CAREER
PTS 6, West Georgia (12/21/24)	PTS 12, vs. NC State (11/24/22)
REB 2 (4x), Last: West Ga. (12/21/24)	REB 4 (4x), Last: Radford (12/31/22)
AST 2, Alabama A&M (12/29/24)	AST 5, Tarleton State (11/15/22)



4 • MADISON GREENE

G • 5-6 • So. • Columbus, Ohio (Pickerington Central HS)
Medicine, Health & Society

	GP-GS	MIN/G	FG%	3FG%	FT%	R/G	A/G	STL	BLK	PTS/G
24-25	20-4	22.8	43.6	34.0	88.4	2.7	1.8	1.4	0.1	8.5
CAREER	31-4	21.7	43.2	34.7	85.7	2.3	1.6	1.4	0.0	7.9

- Scored a career-high 25 pts at Dayton
- Leads the team in points off the bench at 9.2 ppg
- Made her first career start at South Fla. (11/14) and scored 15 points with a career-best 5 3-pt FG
- Scored double-digit pts off the bench in seven games this season

TOP GAMES

24-25 SEASON	CAREER
PTS 25, at Dayton (12/19/24)	PTS 25, at Dayton (12/19/24)
REB 6, Alabama A&M (12/29/24)	REB 6, Alabama A&M (12/29/24)
AST 6, Samford (11/22/24)	AST 6, Samford (11/22/24)



5 • LEILANI KAPINUS

G • 5-10 • Gr. • Madison, Wis. (Penn State)
Human Development Studies • (LAY-lawn-EE, Cap-N-IS)

	GP-GS	MIN/G	FG%	3FG%	FT%	R/G	A/G	STL	BLK	PTS/G
24-25	19-0	18.1	43.8	26.1	72.7	3.6	1.9	1.7	0.5	4.5
CAREER	114-94	25.8	47.9	27.8	66.4	5.9	2.2	2.3	1.0	9.8

- Recorded two double-doubles on the year
- Made her Vanderbilt debut on Nov. 8 vs. Austin Peay
- Two-Time All-Big Ten HM & Defensive Team ('23, '24)
- Her 228 steals at Penn State ranks 11th in school history
- Scored 1,115 pts in 114 collegiate games

TOP GAMES

24-25 SEASON	CAREER
PTS 11, Samford (11/22/24)	PTS 25, vs. Saint Francis (12/17/23)
REB 11, Evansville (12/14/24)	REB 15, vs. George Mason (3/21/24)
AST 6, Samford (11/22/24)	AST 6 (2x), Last: Samford (11/22/24)



10 • JANE NWABA

G • 5-10 • Gr. • Carlson, Calif. (Pepperdine)
Medicine, Health & Society • (Wah-BUH)

	GP-GS	MIN/G	FG%	3FG%	FT%	R/G	A/G	STL	BLK	PTS/G
24-25	20-18	16.2	48.8	38.7	86.4	2.6	1.1	0.9	0.4	5.8
CAREER	125-82	23.0	42.4	26.0	62.1	4.9	1.7	1.0	0.4	7.2

- Scored a season-high 12 pts vs. App State (Dec. 1)
- All-WCC Honorable Mention ('24)
- Collected 11 career double-doubles, with nine coming during '23-24
- Averaged 10.0 pts, 6.9 reb, 2.6 ast, & 1.1 stl over her final two seasons at Pepperdine

TOP GAMES

24-25 SEASON	CAREER
PTS 13, Arkansas (01/23/25)	PTS 22, San Francisco (2/1/24)
REB 6 (2x), Last: Tenn. (1/19/25)	REB 12 (3x), Last: at LMU (1/27/24)
AST 3, Lipscomb (11/4/24)	AST 8, at San Francisco (1/11/24)



11 • JORDYN OLIVER

G • 5-10 • Gr. • Carlson, Calif. (Baylor • Duke)
Leadership & Organizational Performance

	GP-GS	MIN/G	FG%	3FG%	FT%	R/G	A/G	STL	BLK	PTS/G
24-25	20-20	29.4	46.2	0.0	88.9	5.4	4.0	1.3	0.5	4.0
CAREER	133-53	18.9	49.8	21.4	52.0	3.6	2.5	0.9	0.3	4.0

- Dished out 3-plus assists in 13 games this season
- Appeared in 133 collegiate games with 53 starts
- One of two players to start in all 20 games - M. Blakes
- Played 2 seasons at Baylor then 1 year at Duke
- Her 11-ast, 10 reb double-double vs. Georgia is the 1st Vandy double-double w/ ast & reb since 1999-00

TOP GAMES

24-25 SEASON	CAREER
PTS 10, vs. Michigan State (11/27/24)	PTS 15 (2x), Last: WKU (11/15/23)
REB 10, Georgia (01/02/25)	REB 11 (2x), Last: vs. UNI (11/25/23)
AST 11, Georgia (01/02/25)	AST 11, Georgia (01/02/25)



12 • KHAMIL PIERRE

F • 6-2 • So. • Phoenix, Ariz. (Perry HS)
Undeclared • (KAH-Meel, Pea-Air)

	GP-GS	MIN/G	FG%	3FG%	FT%	R/G	A/G	STL	BLK	PTS/G
24-25	19-19	29.2	55.8	14.3	69.1	10.1	2.2	3.1	0.3	22.2
CAREER	52-30	22.9	49.5	18.8	67.8	7.1	1.2	1.8	0.4	13.5

- Wooden Award Midseason Top 25 Watch List
- 2x SEC Player of the Week - Nov. 26, Dec. 17
- Scored a school-record 42 pts vs. Evansville (Dec. 14)
- Only NCAA D-I player to average at over 22.0 ppg and 10.0 rpg this season
- Leads the team in scoring at 22.2 ppg

TOP GAMES

24-25 SEASON	CAREER
PTS 42, Evansville (12/14/24)	PTS 42, Evansville (12/14/24)
REB 18, Evansville (12/14/24)	REB 18, Evansville (12/14/24)
AST 5 (2x), Last: UK (01/05/25)	AST 5 (2x), Last: UK (01/05/25)



13 • JUSTINE PISSOTT

G/F • 6-4 • Jr. • Toms River, N.J. (Tennessee)
Human & Organizational Development • (Pih-SOT)

	GP-GS	MIN/G	FG%	3FG%	FT%	R/G	A/G	STL	BLK	PTS/G
24-25	12-0	8.1	33.3	27.3	50.0	2.2	0.3	0.3	0.1	2.5
CAREER	72-28	13.7	34.9	33.5	72.7	1.7	0.5	0.2	0.3	4.3

- Collected a season-best 7 reb. vs. App State
- Made season debut vs. Butler (Nov. 17)
- Appeared in 44 games and made 28 starts in her first season at Vanderbilt in '23-24
- Played her freshman season at Tennessee

TOP GAMES

24-25 SEASON	CAREER
PTS 6, Samford (11/22/24)	PTS 17, Dayton (12/20/23)
REB 7, Appalachian St. (12/1/24)	REB 7, Appalachian St. (12/1/24)
AST 1 (4x), Last: Arkansas (01/23/25)	AST 4 (2x), Last: at UT Martin (11/9/23)



14 • AIYANA MITCHELL

F • 6-4 • So. • Colorado Springs, Colo. (Fountain-Carson HS)
Undeclared • (EYE-ON-UH)

	GP-GS	MIN/G	FG%	3FG%	FT%	R/G	A/G	STL	BLK	PTS/G
24-25	20-1	11.2	59.0	0.0	62.1	3.1	0.3	0.6	0.5	4.5
CAREER	35-1	8.1	58.3	0.0	60.6	2.1	0.2	0.3	0.4	3.0

- Averaging 4.5 ppg and 3.1 rpg in 20 games in '24-25
- Made her first career start vs. App State (Dec. 1)
- Pulled down a career-high 6 reb. vs. Mich. State & App State
- Scored career-high 10 pts twice this season

TOP GAMES

24-25 SEASON	CAREER
PTS 10 (2x), Last: App St. (12/1/24)	PTS 10 (2x), Last: App St. (12/1/24)
REB 6 (2x), Last: App St. (12/1/24)	REB 6 (2x), Last: App St. (12/1/24)
AST 2, West Georgia (12/21/24)	AST 2, West Georgia (12/21/24)



23 • IYANA MOORE

G • 5-8 • Sr. • Milwaukee, Wis. (Blackman HS)
Human & Organizational Development • (EYE-ON-UH)

	GP-GS	MIN/G	FG%	3FG%	FT%	R/G	A/G	STL	BLK	PTS/G
24-25	19-18	30.9	39.1	37.6	80.0	2.9	2.5	0.9	0.3	13.8
CAREER	87-68	32.3	38.0	36.4	81.4	3.1	2.6	1.4	0.2	13.5

- On a 13-game double-digit scoring streak
- Third on the team in scoring at 13.8 ppg
- Her 1,176 pts ranks 26th in school history
- Her 183 career 3P FGM ranks 8th at Vandy
- Scored her 1,000th career pt vs. App State

TOP GAMES

24-25 SEASON	CAREER
PTS 23, at LSU (01/13/25)	PTS 37, at Kentucky (1/11/24)
REB 6 (3x), Last: Tenn. (01/19/25)	REB 9, at Missouri (2/29/24)
AST 7 (2x), Last: AAMU (12/29/24)	AST 8, at Kentucky (1/11/24)



PLAYER QUICK NOTES



24 • AGA MAKURAT

G • 6-2 • So. • Sierakowice, Poland (Sopocka Akademia Tenisowa)
Human & Organizational Development • (AH-Gah MOCK-ew-RAH)

	GP-GS	MIN/G	FG%	3FG%	FT%	R/G	A/G	STL	BLK	PTS/G
24-25	11-0	12.0	28.6	23.7	1.000	2.5	0.9	0.3	0.5	3.5
CAREER	44-3	13.7	32.6	29.7	80.0	1.7	0.7	0.3	0.4	3.8

- Scored a season-high 10 pts vs. App State
- Appeared in 44 games and made three starts at Vanderbilt
- Shot 32.2% from behind the arc in '23-24
- Led the Commodores in scoring twice in '23-24

TOP GAMES

24-25 SEASON	CAREER
PTS 10, Appalachian St. (12/1/24)	PTS 18 (2x), Last: at South Carolina (1/28/24)
REB 5 (2x), Last: West Ga. (12/21/24)	REB 7, at South Carolina (1/28/24)
AST 3, Appalachian St. (12/1/24)	AST 3 (3x), Last: App State (12/1/24)



30 • TRINITY WILSON

F • 6-3 • Fr. • Lakeville, Minn. (Lakeville North HS)
Undeclared

	GP-GS	MIN/G	FG%	3FG%	FT%	R/G	A/G	STL	BLK	PTS/G
24-25	10-0	4.8	38.1	---	33.3	1.4	0.5	0.0	0.2	1.7
CAREER	10-0	4.8	38.1	---	33.3	1.4	0.5	0.0	0.2	1.7

- Scored career-best 6 pts vs. West Ga. on 12.21
- Pulled down 5 reb and scored 2 pts in her debut vs. Lipscomb (11/4/24)
- Ranked the fifth-best player in Minnesota according to PrepGirlsHoops.com
- Collected over 1,000 pts and 1,000 reb during her prep career

TOP GAMES

24-25 SEASON	CAREER
PTS 6, West Georgia (12/21/24)	PTS 6, West Georgia (12/21/24)
REB 5 (2x), Last: APSU (11/8/24)	REB 5 (2x), Last: APSU (11/8/24)
AST 1 (5x), Last: AAMU (12/29/24)	AST 1 (4x), Last: West Ga. (12/21/24)



35 • SACHA WASHINGTON

F • 6-2 • Sr. • Lawrenceville, Ga. (Collins Hill HS)
Human & Organizational Development • (Sah-SHUH)

	GP-GS	MIN/G	FG%	3FG%	FT%	R/G	A/G	STL	BLK	PTS/G
24-25	---	---	---	---	---	---	---	---	---	---
CAREER	99-72	24.9	.487	.000	.639	7.3	1.1	1.0	1.1	10.2

- Redshirting during the '24-25
- Cheryl Miller Award Preseason Watchlist
- Appeared in 99 games and made 72 starts in three seasons at Vanderbilt
- Led the team with 8 double-doubles in '23-24
- Led Vandy with 7.9 rpg in '23-24

TOP GAMES

24-25 SEASON	CAREER
PTS --	PTS 33, vs. La. Tech (12/03/22)
REB --	REB 17, Fairfield (11/12/23)
AST --	AST 7, Fairfield (11/12/23)



-- • MONIQUE WILLIAMS

F • 6-3 • Fr. • Perth, Australia (Willeton Senior HS)
Undeclared • (Moh-NEEK)

	GP-GS	MIN/G	FG%	3FG%	FT%	R/G	A/G	STL	BLK	PTS/G
24-25	---	---	---	---	---	---	---	---	---	---
CAREER	---	---	---	---	---	---	---	---	---	---

- Enrolled after the 2024 Fall semester & will sit out for the rest of '24-25 then begin her Commodore career in '25-26 with four years of eligibility
- Helped Australia win Gold at the FIBA U18 Women's Asia Cup
- Averaged 7.0 pts & 4.0 reb in five games at the FIBA U18 Women's Asia Cup

TOP GAMES

24-25 SEASON	CAREER
PTS --	PTS --
REB --	REB --
AST --	AST --



HC • SHEA RALPH

Fourth Season • UConn '01
7-Time NCAA National Champion • 2000 NCAA Tournament MOP

- 67-52 overall record through three seasons at Vanderbilt
- Guided Vanderbilt to its first NCAA Tournament bid since the 2014 NCAA Tournament in 2023-24 and posted the Dores' first NCAA Tournament victory since 2013
- Posted the largest win improvement from one season to next in school history during the 2023-24 season, as Vandy's 23 victories marked an 11-win improvement from 2022-23
- Guided Vandy to a school record six SEC road wins in '23-'24
- Five players have earned All-SEC honors under Ralph

RALPH COACHING CAREER AT VANDERBILT

SEASON	OVERALL	SEC	SEC FINISH	POSTSEASON
2021-22	16-19	4-12	T-12th	WNIT Sweet 16
2022-23	12-19	3-13	12th	--
2023-24	23-10	9-7	6th	NCAA 1st Rd
2024-25	16-4	3-3	--	--
TOTAL	67-52	19-35		1 NCAA, 1 WNIT

DORE NOTES

DYNAMIC DUO

Sophomore Khamil Pierre and freshman Mikayla Blakes are the only pair of teammates in all of NCAA Division I to average over 20.0 points per game. Pierre enters the weekend ranked seventh nationally at 22.2 points per contest, while Blakes' 20.4 points per contest is 16th in the nation and is the highest scoring average by a freshman in NCAA Division I this season. Combined, Pierre and Blakes are averaging a combined 42.6 points per game this season make them the highest scoring tandem in the SEC.

MOORE MOVING UP

Senior Iyana Moore is moving up rapidly on Vanderbilt's 1,000-point and all-time 3-pointers made list. The guard comes into today's game in eighth place on Vandy's all-time 3-point made field goal list with 183. She is 20 trifectas away from 3-pointers from moving into seventh place, which is currently held by Julie Powell (1991-94).

Additionally, Moore's 1,176 career points rank 26th all-time in Commodore women's basketball history. She is 16 points away from moving into 25th, which is currently occupied by Hannah Tuomi (1,192; 2008-11), and 64 points shy from passing Carolyn Pech (1,240; 1985-88) for 24th on the list.

BLAKES LEADING THE FRESHMEN

Mikayla Blakes ranks in the top 10 among all NCAA freshmen in 12 categories. Blakes is the only player to rank in the top five freshmen nationally in scoring (1st; 20.4), field goals made (2nd; 141), steals (3rd; 48), and 3-point field goals made (4th; 47).

The Somerset, New Jersey, native has won SEC Freshman of the Week three times. Blakes is one of four Power 4 players to win their conference's weekly freshman award three or more times this season.

DOUBLE-DOUBLE MACHINE

Khamil Pierre is fourth in NCAA Division I with 11 double-doubles entering the week. She is one of 17 players nationally to collect 10 or more double-doubles during the 2024-25 season.

Pierre's 11 double-doubles are the second-most in a single-season in program history. The school record is 14 double-doubles collected by current assistant coach Ashley Earley in the 2004-05 season.

KHAMIL'S AMONG SEC'S BEST

Pierre currently leads the SEC in field goals made (177). She ranks in the top three in the conference in double-doubles (2nd; 11), points per game (2nd; 22.2), steals (2nd; 59), rebounds per game (2nd; 10.1), and steals per game (3rd, 3.11).



12 KHAMIL PIERRE

@khamil.Pierre
@KhamilPierre

ALL-AMERICAN CANDIDATE & WOODEN AWARD MIDSEASON TOP 25

BY THE NUMBERS

42 SCORED **42 POINTS** TO SET VANDERBILT'S SINGLE-GAME SCORING RECORD VS. EVANSVILLE • DEC. 14

25 IS **1 OF 25 PLAYERS** NAMED TO THE JOHN R. WOODEN AWARD MIDSEASON WATCH LIST

22 CURRENTLY RIDING A **22-GAME** DOUBLE-DIGIT SCORING STREAK LONGEST BY A DORE SINCE 2006-07

12 SCORED **20-PLUS POINTS** IN **12 GAMES** THIS SEASON HAD ONE CAREER GAME WITH 20-PLUS POINTS ENTERING 2024-25 SEASON

11 RANKS **4th** IN NCAA WITH **11 DOUBLE-DOUBLES** SECOND-MOST IN A SEASON BY A DORE SINCE 1999-00

7 RANKS IN THE TOP 15 IN NCAA IN **7 CATEGORIES**
FG Made (3rd; 177) • Double-Doubles (4th; 11)
Pts Per Game (7th; 22.2) • Pts Scored (7th; 422)
Steals (10th; 59) • FG Attempts (11th; 317)
Steals Per Game (15th; 3.11)

2 NAMED SEC PLAYER OF THE WEEK **2 TIMES** THIS SEASON
1-OF-2 PLAYERS TO WIN THE AWARD TWICE

1 ONLY PLAYER IN NCAA TO AVERAGE OVER **22.0 PTS** AND **10.0 REB** PER GAME AND BE IN THE TOP 10 NATIONALLY IN POINTS SCORED AND STEALS



1 MIKAYLA BLAKES

@mikaylablakes
@mikaylablakes
@mikaylablakes

NATIONAL FRESHMAN OF THE YEAR CANDIDATE

BY THE NUMBERS

36 SCORED **36 POINTS** TO SET VANDERBILT'S FRESHMAN SINGLE-GAME SCORING RECORD THE MOST POINTS SCORED BY A FRESHMAN IN NCAA DIVISION I THIS SEASON

20.4 ONE OF TWO NCAA DIVISION FRESHMEN TO AVERAGE **20.4 POINTS PER GAME**

13 BEGAN HER VANDY CAREER ON A **13-GAME DOUBLE-DIGIT SCORING STREAK** LONGEST SCORING STREAK BY A DORE TO OPEN THEIR CAREER SINCE 1999-00

12 RANKS IN THE TOP 10 AMONG NCAA FRESHMEN IN **12 CATEGORIES**
Scoring (1st; 20.4) • Points Scored (1st; 407)
3-Pt FG Attempts (1st; 141) • FG Made (2nd; 141)
FT Made (2nd; 80) • FG Attempts (2nd; 311)
Steals (3rd; 48) • Steals/Game (5th; 2.40)
FT Percentage (4th; 86.0%) • 3-Pt FG Made (4th; 45)
FT Attempts (5th; 93) • FG Percentage (7th; 45.3%)

12 SCORED **20-PLUS POINTS** IN **12 GAMES** THIS SEASON MOST BY AN NCAA FRESHMAN IN 2024-25

3 NAMED SEC FRESHMAN OF THE WEEK **3 TIMES** THIS SEASON
1-OF-4 POWER 4 PLAYERS TO THEIR CONFERENCE'S FRESHMAN OF THE WEEK AWARD THREE OR MORE TIMES

1 ONLY PLAYER TO RANK IN THE TOP 10 AMONG FRESHMEN NATIONALLY IN **POINTS SCORED, STEALS, AND 3-POINTERS MADE**





DORE NOTES

BRINGING THE DEFENSE

Vandy has been one of the best defensive teams in the nation through the two months of the season. The Commodores rank inside the top 20 in all of NCAA Division I in steals per game (12th; 12.6), turnover margin (10th; 8.80), turnovers forced per game (19th; 22.25).

Vanderbilt has forced teams into 20 or more turnovers in 15 games this season. Vandy's season-high 36 turnovers forced vs. Evansville on Dec. 14 is tied for the seventh-most in a game in program history.

SETTING QUARTER RECORDS

Vanderbilt outscored Appalachian State 33-2 in the first quarter en route to a 94-40 win on Dec. 1. The two points scored against the Commodores were the fewest points the program has allowed in any quarter in school history. The plus-31-point advantage at the end of the quarter marked the largest scoring margin in a single quarter in program history. The NCAA moved women's basketball from two halves to four quarters prior to the start of the 2015-16 season.

MITCH'S IMPROVEMENT

Sophomore Aiyana Mitchell made her first collegiate start on Dec. 1 against Appalachian State. The 6-4 forward matched her career highs in points (10) and rebound (6) in a career-best 20 minutes of action against the Mountaineers. Mitchell is averaging a career-best 4.5 points and 3.1 rebounds through 20 games this season.

GREENE GETS A MEDICAL WAIVER

Vanderbilt guard Madison Greene was granted a medical waiver for the 2023-24 season, which will give her an additional year of eligibility. Last season, Greene sustained a season-ending injury on Dec. 17 vs. Lipscomb. She will now be considered a redshirt freshman in terms of athletic eligibility.

BLAKES' RECORD NIGHT

Mikayla Blakes' 36-point performance in the 108-82 win over Georgia in the 2025 SEC opener set Vanderbilt's record for most points scored by a freshman in a game. Blakes broke a program record that stood since 1981-82, the first season the NCAA sponsored women's basketball, when Barbara Brackman's 42 points against Tennessee on Feb. 26, 1982.

Blakes shot 45 percent from the floor and matched her career-high of five made 3-pointers in the win over the Lady Bulldogs. The Somerset, New Jersey, native dished out five assists and did not commit a turnover in 33 minutes of action during her SEC debut. The guard went 13-of-14 from the free throw line, as the 13 made charity tosses are the most by a Dore in a game this season. It was Blakes' ninth game with 20 or more points this season, which leads all NCAA freshmen and sets a record for the most 20-point games in a season by a Vandy freshman.

The 36 points are the most points scored by a freshman in the country this season and the most points scored by an NCAA Division I freshman since Audi Crooks' 40-point performance against Maryland in the 2024 NCAA Tournament. It is also the most points registered by an SEC frosh since Mikaylah Williams' 42 points vs. Kent State on Nov. 14, 2013.

OLIVER'S RARE DOUBLE-DOUBLE

Graduate Jordyn Oliver collected a double-double in the win over Georgia with a career-best 11 assists and 10 rebounds on Jan. 2.

It marked the first time a Commodore has posted a double-double via assists and rebounds since 1999-00. She is also the sixth SEC player to accomplish the feat since the turn of the century.

PIERRE'S FOUR-GAME DOUBLE-DOUBLE STREAK COMES TO AN END

Sophomore Khamil Pierre had her four-game double-double streak come to an end against Alabama A&M on Dec. 29. It is tied for the second-longest double-double streak at Vanderbilt since 1999-00 with Mariella Fasoula, who had four in a row in 2019-20. Current Vanderbilt assistant coach Ashley Earley's six-straight double-doubles in 2004-05 is the longest streak since 1999-00.

MADDIE'S HOMECOMING

Sophomore Madison Greene had a memorable return trip to her home state of Ohio, as she scored a career-high 25 points off the bench against at Dayton on Dec. 19. Greene is the first Dore to score at least 25 points in a reserve role since Erin Whalen's 25-point performance vs. No. 10-ranked South Carolina on Jan. 18, 2018.

PIERRE'S 42-POINT PERFORMANCE

Khamil Pierre put on one of the most memorable performances in Vanderbilt women's basketball history in the 106-40 win over Evansville on Dec. 14. She posted 42 points, 18 rebounds, and eight steals in the win over the Purple Aces. Her 42-point performance set a new program record for most points scored in a single game, passing the previous mark of 41 points shared by Chantelle Anderson (Feb. 8, 2001) and Ciaja Harbison (Jan. 29, 2023).

The 6-2 forward started her day with a bang against the Purple Aces, scoring 20 points in the first quarter. Pierre's performance in the opening frame on Saturday marked the most points scored by a Commodore in the first quarter in program history. Additionally, Pierre ties Marnelle Garraud's program record for most points scored in any quarter, which was set on Jan. 16, 2023, in the fourth quarter at Arkansas.

Her 19 made field goals tie the program record for more field goals made in a game in Vanderbilt history, tying Anderson's 19 made field goals in her 40-point performance vs. Portland State. The 19 made field goals are also the sixth-most in SEC history.

The 42 points scored are the most in an NCAA Division I game this season. It is also tied for the most points scored by an SEC player since the 2020-21 season.

KHAMIL COMING UP ACES AGAINST EVANSVILLE

The 42 points, 18 rebounds, and eight steals for Khamil Pierre against Evansville establish new career highs in each category. Her combined 60 points and rebounds are the most collected by a Vanderbilt women's basketball player in a game in program history. Her 42-point performance last Saturday also extended her career-long double-digit scoring streak to 13 games dating back to last season. She also collected her eighth double-double of the season, which is tied for the sixth-most in a season since 1999-00.

Pierre is the fifth NCAA Division I women's basketball player since 1999-00 to have a game stat line of 40-plus points, 15-plus rebounds, and 5-plus steals, and she is the first player to accomplish the feat since the 2013-14 season. Pierre is the fifth Commodore since 1999-00 to have a game with 30-plus points and 10-plus rebounds.

HISTORIC START FOR BLAKES

Freshman Mikayla Blakes scored 10-plus points in each of her first 13 games to begin her Vanderbilt career, ending on Dec. 29 vs. Alabama A&M. She is the first Dore since at least 1999-00 to open their Vandy career with 13-straight games with 10-plus points. Additionally, it is the fourth-longest double-digit scoring streak to begin a season in school history.

MIXING AND MATCHING

Vanderbilt used its fourth different starting lineup in the Dec. 1 win over Appalachian State, as graduate student Jane Nwaba returned to the starting five and sophomore Aiyana Mitchell made her first career start. Mitchell makes the seventh different Commodore to record a start through the season's first 10 games.

DOUBLE-DOUBLE DUO

Sophomore Khamil Pierre and graduate student Leilani Kapinus became the first set of Commodore teammates to record a double-double in the same game this season the win over Samford on Nov. 22. Pierre registered 21 points and 12 rebounds to post her fifth double-double of the season, while Kapinus collected 11 points and 10 rebounds to record her first at Vanderbilt. It is the first time since March 7, 2024, that two Vanderbilt players posted a double-double in the same game, as Pierre and Sacha Washington accomplished the feat against Florida in the second round of the 2024 SEC Tournament.

PIERRE'S SEASON-OPENING DOUBLE-DOUBLE STREAK

Khamil Pierre opened the 2024-25 season posting a double-double in three-straight games. She became the first Commodore since Koi Love in 2020-21 to open a season collecting three-straight double-doubles.



DORE NOTES

GREENE MAKING THE MOST OF HER FIRST START

Sophomore Madison Greene shined in her first career start at Vanderbilt in the 62-49 win at South Florida on Nov. 14. The guard was inserted into the lineup with senior Iyana Moore battling back spasms and turned in a season-high 15 points. Greene hit a career-best five 3-point field goals against the Bulldogs. She is the first Commodore to hit five 3-pointers in a game since Justine Pissott against Dayton on Dec. 20, 2023.

SEASON-OPENING DOUBLE-DOUBLE FOR KHAMIL

Khamil Pierre got her sophomore campaign started in a big way, as the 6-2 forward scored 25 points and pulled down 14 rebounds in the season-opening win over Lipscomb. It was the first time that a Commodore posted a double-double in a season opener since Koi Love's 24-point, 10-rebound performance at Little Rock in the first game of the 2020-21 season. It is Pierre's fifth career double-double, while she extended her double-digit scoring streak to four games dating back to last season.

A REMARKABLE DEBUT

Freshman Mikayla Blakes put on a spectacular showing in her Vanderbilt debut this past Monday, as she recorded 23 points, five assists, and five rebounds to go along with a pair of steals. She is the first Commodore to score 23 or more points in their debut game since Rebekah Dahlman's 23-point outing in her debut on Nov. 11, 2013, against Appalachian State.

GREENE'S RETURN

Madison Greene had a standout return to the court after missing the final 22 games last season. Greene recorded 14 points in 28 minutes off the bench in the season opener vs. Lipscomb on Nov. 4. She also established new career highs in steals (6), assists (4), and field goals made (6) in her return against the Bisons.

100-POINT BREAKOUT IN THE SEASON OPENER

Vanderbilt scored 100-plus points in a game for the first time since putting up 106 points in a 106-55 win at Tennessee State on Nov. 25, 2019. It was the first time under head coach Shea Ralph that the Commodores have tallied 100 or more points in a game. It was also the first time that Vandy scored 100-plus points at Memorial Gym since they knocked off Quinnipiac, 111-53, on Nov. 26, 2010. It is also the 47th time that Vanderbilt women's basketball has scored 100 or more points in a game in program history.

RETURNING FIRE POWER

Vanderbilt returns 78.4 percent of its scoring from last season as the Commodores bring back nine players from the 2023-24 roster. The group of returnees includes five players who started 10 or more games for the Dores a year ago, four of which started for Vandy during last year's NCAA Tournament run.

EXPERIENCED ROSTER

Vanderbilt is one of the most experienced teams in the SEC this season, as they have four players who have played in 90-plus games during their college career. That list includes Jordyn Oliver (114), Jane Nwaba (106), Sacha Washington (99), and Leilani KAPINUS (95). The Commodores are one of four SEC teams that have four or more players who have played in 90 more collegiate games.

ONE OF THE SEC'S BEST

Senior Sacha Washington, 2024-25 season, is one of two SEC players who have collected over 1,000 points, 700 rebounds, and 100 blocks in their career, joined by Ole Miss' Madison Scott. Washington became the 41st Commodore to score 1,000 career points during Vanderbilt's NCAA Tournament run last season. She comes into the year having amassed 1,008 points, 720 rebounds, 108 blocks, and 105 assists in 99 career games.

A TANGIBLE IMPROVEMENT

Vanderbilt's 23 wins this season marks an 11-win improvement from last year's win total of 12. It was tied for the largest improvement in win total from year-to-year in program history, matching the 1983-84 team.

SEC PROJECTIONS

Vanderbilt will be out to prove the preseason prognosticators wrong this year once again. The Commodores were selected to finish 10th in the SEC Preseason Media Poll and 12th in the SEC Coaches Poll. Vandy has finished better than projected in the preseason polls each year under head coach Shea Ralph. Last season, the Dores were picked to finish 13th in the preseason coaches poll and 14th in the preseason media poll, then went 9-7 in SEC games last season to finish in sixth place.





STATISTICAL RANKINGS

Statistic	RANKING (as of 01.23)		
	NCAA	SEC	Value
Assists/Turnover Ratio (353 ranked)	16	4	1.32
Assists Per Game (353 ranked)	23	4	17.8
Bench Points Per Game (353 ranked)	124	11	21.0
Blocks Per Game (353 ranked)	166	13	3.1
Field Goal Percentage (353 ranked)	26	7	46.4
Field Goal Percentage Defense (353 ranked)	213	12	40.8
Fouls Per Game (353 ranked)	67	4	15.1
Free Throw Attempts Per Game (353 ranked)	77	8	18.60
Free Throw Percentage (353 ranked)	20	2	77.7
Free Throws Made Per Game (353 ranked)	29	4	14.45
Rebound Margin (353 ranked)	65	11	5.2
Rebounds (Defensive) Per Game (353 ranked)	208	12	24.5
Rebounds (Offensive) Per Game (353 ranked)	10	4	16.2
Rebounds Per Game (349 ranked)	43	8	40.65
Scoring Defense (353 ranked)	148	9	62.8
Scoring Margin (349 ranked)	13	5	24.0
Scoring Offense (353 ranked)	7	4	86.8
Steals Per Game (353 ranked)	12	3	12.6
Three Point Attempts Per Game (353 ranked)	96	6	22.0
Three Point Percentage (353 ranked)	114	9	32.7
Three Point Percentage Defense (353 ranked)	127	9	29.6
Three Pointers Per Game (353 ranked)	91	7	7.2
Turnover Margin (353 ranked)	10	4	8.80
Turnovers Forced Per Game (353 ranked)	19	4	22.25
Turnovers Per Game (353 ranked)	38	5	13.5
Winning Percentage (353 ranked)	36	6	80.0

Individual	RANKING (as of 01.23)		
	NCAA	SEC	Value
Mikayla Blakes			
Assists/Turnover Ratio	238	20	1.20
Assists Per Game	237	19	3.3
Field Goal Attempts	14	3	311
Field Goal Percentage	155	19	45.3
Field Goals Made	19	7	141
Free Throw Attempts	85	6	93
Free Throw Percentage	52	4	86.0
Free Throw Made	46	3	80
Points Scored	12	4	407
Points Per Game	16	4	20.4
Steals	38	6	48
Steals Per Game	61	6	2.40
Three Point Attempts	13	2	141
Three Point Percentage	156	14	31.9
Three Pointers Made	60	7	45
Three Pointers Per Game	91	10	2.25

Khamil Pierre			
Double Doubles	4	2	11
Field Goal Attempts	11	2	317
Field Goal Percentage	30	4	55.8
Field Goals	3	1	177
Free Throw Attempts	64	5	97
Free Throw Made	91	6	67
Points Scored	7	2	422
Points Per Game	7	2	22.2
Rebounds	18	2	192
Rebounds Per Game	24	2	10.1
Steals	10	2	59
Steals Per Game	15	3	3.11

Iyana Moore			
Three Pointers Attempts	52	4	125
Three Point Percentage	88	9	37.6
Three Pointers Made	45	4	47
Three Pointers Per Game	52	3	2.47

Jordyn Oliver			
Assists/Turnover Ratio	14	3	2.82
Assists	95	10	79
Assists Per Game	131	9	4.0

SEC PLAYER OF THE WEEK

Week	Player	Week	Player
11-12	Raegen Beers, Okla.	12-31	Aaliyah Nye, Alabama
11-19	Talaysia Cooper, Tenn.	01-07	Georgia Amooore, UK
11-26	Khamil Pierre, Vandy	01-14	Aneesha Morrow, LSU
12-03	Aneesha Morrow, LSU	01-22	Madison Booker, Texas
	Payton Verhulst, Okla.		
12-10	Izzy Higginbottom, Ark.		
	Mikaylah Williams, Tenn.		
12-17	Khamil Pierre, Vandy		
12-23	DeYona Gaston, Auburn		
	Aneesah Morrow, LSU		

SEC FRESHMAN OF THE WEEK

Week	Player	Week	Player
11-12	Clara Silva, UK	12-31	Miyah Verse, Georgia
11-19	Mikayla Blakes, Vandy		Kaniya Boyd, Tenn.
11-26	Mikayla Blakes, Vandy	01-07	Jordan Lee, Texas
	Sira Thienou, Ole Miss	01-14	Liv McGill, Florida
12-03	Joyce Edwards, SC	01-22	Joyce Edwards, SC
	Justice Carlton, Texas		
12-10	Mikayla Blakes, Vandy		
	Syriah Daniels, Auburn		
12-17	Sira Thienou, Ole Miss		
12-23	Justice Carlton, Texas		

LEADERS & MISCELLANEOUS STATS

Leading Scorer - Season Khamil Pierre - 22.2 ppg	40-Pt Scoring Games Khamil Pierre - 1	Largest Margin of Victory 66 pts - 106-40 vs. Evansville (12/14/24)
Leader in FG% - Season Khamil Pierre - 55.8% (177-317)	Ind. High Points - Game 42 pts - Khamil Pierre vs. Evansville (12/14/24)	Largest Halftime Lead 38 pts - 58-20 vs. Evansville (12/14/24)
Leader in FT% - Season Mikayla Blakes - 86.0% (80-93)	Ind. High Rebounds - Game 18 reb - Khamil Pierre vs. Evansville (12/14/24)	Largest Halftime Deficit 19 pts - 25-44 at Ole Miss (01/09/25)
Leader in 3-PFG% - Season Iyana Moore - 37.6% (47-125)	Ind. High FTM - Game 13 FTM - Mikayla Blakes vs. Georgia (01/02/25)	Largest Vandy Lead 68 pts - 106-38 vs. Evansville (12/14/24)
Leader in 3-PFGM - Season Iyana Moore - 47.3 PFGM	Ind. High 3-Pt FGM - Game 5 3PM - Mikayla Blakes 3x - Last: Georgia (01/02/25)	Largest Vandy Deficit 35 pts - 31-66 at Ole Miss (01/09/25)
Leading Rebounder - Season Khamil Pierre - 10.1 rpg	Ind. High Assists - Game 11 - Jordyn Oliver vs. Georgia (01/02/25)	Longest Scoring Run 26-0 vs. Hampton (11/20/24)
Leader in Assists - Season Jordyn Oliver - 4.0 apg	Ind. High Blocks - Game 3 - Jane Nwaba vs. Hampton (11/20/24)	Longest Opp. Scoring Run 12-0 - vs. Georgia (01/02/25)
Leader in Steals - Season Khamil Pierre - 3.1 spg	Ind. High Steals - Game 8 - Khamil Pierre vs. Evansville (12/14/24)	Largest 1st Half Deficit in a Win 7 pts - 7-0 at Dayton (12/19/24)
Leader in Blocks - Season Leilani Kapinus - 0.5 bpg		Largest 2nd Half Deficit in a Win 5 pts - 61-66 vs. Tennessee (01/19/25)
20-Pt Scoring Games Mikayla Blakes - 12 Khamil Pierre - 12 Madison Greene - 1 Iyana Moore - 1		
30-Pt Scoring Games Mikayla Blakes - 1		

SCORING HIGH-LOW QUARTERS

Most 1st Quarter Points Scored 34, vs. Evansville - 12.14.24	Most 1st Quarter Points Allowed 31, vs. Kentucky - 01.05.25
Most 1st Quarter Points Scored (SEC Games) 26 (2x), Last: vs. Arkansas - 01.23.25	Most 1st Quarter Points Allowed (SEC Games) 31, vs. Kentucky - 01.05.25
Fewest 1st Quarter Points Scored 11, at Ole Miss - 01.09.25	Fewest 1st Quarter Points Allowed 2, vs. Appalachian State - 12.1.24
Fewest 1st Quarter Points Scored (SEC Games) 17, vs. Kentucky - 01.05.25	Fewest 1st Quarter Points Allowed (SEC Games) 10, vs. Arkansas - 01.23.25
Most 2nd Quarter Points Scored 35, vs. West Georgia - 12.21.24	Most 2nd Quarter Points Allowed 27, at Ole Miss - 01.09.25
Most 2nd Quarter Points Scored (SEC Games) 27, vs. vs. Arkansas - 01.23.25	Most 2nd Quarter Points Allowed (SEC Games) 27, at Ole Miss - 01.09.25
Fewest 2nd Quarter Points Scored 8, vs. Michigan State - 11.27.24	Fewest 2nd Quarter Points Allowed 5, vs. Tennessee - 01.19.25
Fewest 2nd Quarter Points Scored (SEC Games) 14, at Ole Miss - 01.09.25	Fewest 2nd Quarter Points Allowed (SEC Games) 5, vs. Tennessee - 01.19.25
Most 3rd Quarter Points Scored 28 (2x), vs. Evansville - 12.14.24	Most 3rd Quarter Points Allowed 28, vs. Georgia - 01.02.25
Most 3rd Quarter Points Scored (SEC Games) 29, vs. Georgia - 01.02.25	Most 3rd Quarter Points Allowed (SEC Games) 28, vs. Georgia - 01.02.25
Fewest 3rd Quarter Points Scored 12, at Ole Miss - 01.09.25	Fewest 3rd Quarter Points Allowed 4 (2x), vs. Hampton - 11.20.24
Fewest 3rd Quarter Points Scored (SEC Games) 12, at Ole Miss - 01.09.25	Fewest 3rd Quarter Points Allowed (SEC Games) 19 (2x), Last: vs. Tennessee - 01.19.25
Most 4th Quarter Points Scored 38, vs. Samford - 11.22.24	Most 4th Quarter Points Allowed 33, vs. Michigan State - 11.27.24
Most 4th Quarter Points Scored (SEC Games) 29 (2x), Last: vs. Arkansas - 01.23.25	Most 4th Quarter Points Allowed (SEC Games) 26, vs. Kentucky - 01.05.25
Fewest 4th Quarter Points Scored 8, at South Florida - 11.14.24	Fewest 4th Quarter Points Allowed 7, vs. Austin Peay - 11.8.24
Fewest 4th Quarter Points Scored (SEC Games) 17, vs. Tennessee - 01.19.25	Fewest 4th Quarter Points Allowed (SEC Games) 13, vs. Arkansas - 01.23.25



2024-25 OVERALL STATS

Game Records

Record	Overall	Home	Away	Neutral
ALL GAMES	16-4	12-1	3-2	1-1
CONFERENCE	3-3	3-1	0-2	0-0
NON-CONFERENCE	13-1	9-0	3-0	1-1

Score by Periods

Team	1st	2nd	3rd	4th	OT	TOT
Vanderbilt	460	413	421	441	0	1735
Opponents	306	268	346	336	0	1256

Team Box Score

No.	Player				Total			3-Point			F-Throw		Rebounds									
		GP-GS	MIN	AVG	FG-FGA	FG%	3FG-3FGA	3FG%	FT-FTA	FT%	OFF	DEF	TOT	AVG	PF	DQ	A	TO	BLK	STL	PTS	AVG
12	PIERRE, Khamil	19-19	55:15	29.2	177-317	.558	1-7	.143	67-97	.691	70	122	192	10.1	52	1	41	26	6	59	422	22.2
1	BLAKES, Mikayla	20-20	58:30	29.1	141-311	.453	45-141	.319	80-93	.860	30	30	60	3.0	45	0	65	54	7	48	407	20.4
23	MOORE, Iyana	19-18	58:02	30.9	90-230	.391	47-125	.376	36-45	.800	15	41	56	2.9	37	0	47	47	5	18	263	13.8
4	GREENE, Madison	20-4	45:08	22.8	58-133	.436	16-47	.340	38-43	.884	14	40	54	2.7	39	0	36	38	1	28	170	8.5
10	NWABA, Jane	20-18	32:16	16.2	42-86	.488	12-31	.387	19-22	.864	22	29	51	2.6	25	0	22	15	7	18	115	5.8
5	KAPINUS, Leilani	19-0	34:06	18.1	32-73	.438	6-23	.261	16-22	.727	31	37	68	3.6	33	0	36	23	10	32	86	4.5
14	MITCHELL, Aiyana	20-1	22:42	11.2	36-61	.590	0-0	.000	18-29	.621	31	31	62	3.1	29	0	6	14	9	11	90	4.5
11	OLIVER, Jordyn	20-20	58:07	29.4	36-78	.462	0-1	.000	8-9	.889	41	67	108	5.4	21	0	79	28	9	25	80	4.0
24	MAKURAT, Aga	11-0	13:58	12.0	14-49	.286	9-38	.237	1-1	1.000	7	20	27	2.5	3	0	10	7	5	3	38	3.5
13	PISSOTT, Justine	12-0	96:41	8.1	11-33	.333	6-22	.273	2-4	.500	8	18	26	2.2	6	0	4	3	1	3	30	2.5
30	WILSON, Trinity	10-0	47:35	4.8	8-21	.381	0-0	.000	1-3	.333	5	9	14	1.4	4	0	5	3	2	0	17	1.7
2	BROWN, Jada	11-0	64:20	5.8	6-11	.545	2-5	.400	3-4	.750	4	8	12	1.1	7	0	5	6	0	6	17	1.5
Team											46	37	83					5				
Total		20	4000		651-1403	.464	144-440	.327	289-372	.777	324	489	813	40.7	301	1	356	269	62	251	1735	86.8
Opponents		20	4000		483-1183	.408	119-402	.296	171-251	.681	240	469	709	35.5	351	3	263	445	56	134	1256	62.8

Team Statistics

	VU	OPP
Scoring	1735	1256
Points per game	86.8	62.8
Scoring margin	+24.0	-
Field goals-att	651-1403	483-1183
Field goal pct	.464	.408
3 point fg-att	144-440	119-402
3-point FG pct	.327	.296
3-pt FG made per game	7.2	6.0
Free throws-att	289-372	171-251
Free throw pct	.777	.681
F-Throws made per game	14.5	8.6
Rebounds	813	709
Rebounds per game	40.7	35.5
Rebounding margin	+5.2	-
Assists	356	263
Assists per game	17.8	13.2
Turnovers	269	445
Turnovers per game	13.5	22.3
Turnover margin	+8.8	-
Assist/turnover ratio	1.3	0.6
Steals	251	134
Steals per game	12.6	6.7
Blocks	62	56
Blocks per game	3.1	2.8
Winning streak	2	-
Home win streak	2	-
Attendance	49452	20371
Home games-Avg/Game	13-3804	5-4074
Neutral site-Avg/Game	-	2-533

Team Results

Date	Opponent		Score	Att.
11/04/2024	Lipscomb	W	102-50	5282
11/08/2024	Austin Peay	W	93-37	2343
11/14/2024	at South Fla.	W	62-49	2606
11/17/2024	Butler	W	81-52	2615
11/20/2024	Hampton	W	94-45	2353
11/22/2024	Samford	W	104-59	2524
11/26/2024	vs Arizona	W	71-60	450
11/27/2024	vs Michigan St.	L	70-78	615
12/01/2024	App State	W	94-40	2621
12/04/2024	at Miami (FL)	W	88-70	2107
12/14/2024	Evansville	W	106-40	2599
12/19/2024	at Dayton	W	80-66	1632
12/21/2024	West Ga.	W	103-68	2634
12/29/2024	Alabama A&M	W	93-64	3061
01/02/2025	Georgia	W	108-82	3120
01/05/2025	Kentucky	L	78-96	8501
01/09/2025	at Ole Miss	L	59-87	3825
01/13/2025	at LSU	L	77-83	10201
01/19/2025	Tennessee	W	71-70	8299
01/23/2025	Arkansas	W	101-60	3500





2024-25 SEC STATS

Game Records

Record	Overall	Home	Away	Neutral
ALL GAMES	3-3	3-1	0-2	0-0
CONFERENCE	3-3	3-1	0-2	0-0
NON-CONFERENCE	0-0	0-0	0-0	0-0

Score by Periods

Team	1st	2nd	3rd	4th	OT	TOT
Vanderbilt	122	118	116	138	0	494
Opponents	113	101	134	130	0	478

Team Box Score

No.	Player				Total		3-Point		F-Throw		Rebounds											
		GP-GS	MIN	AVG	FG-FGA	FG%	3FG-3FGA	3FG%	FT-FTA	FT%	OFF	DEF	TOT	AVG	PF	DQ	A	TO	BLK	STL	PTS	AVG
1	BLAKES, Mikayla	6-6	197:02	32.8	45-101	.446	16-43	.372	32-36	.889	13	10	23	3.8	16	0	16	22	4	8	138	23.0
12	PIERRE, Khamil	6-6	196:02	32.7	48-100	.480	1-5	.200	30-40	.750	9	38	47	7.8	17	0	16	5	3	8	127	21.2
23	MOORE, Iyana	6-6	214:15	35.7	35-77	.455	20-46	.435	15-17	.882	6	13	19	3.2	11	0	10	14	3	8	105	17.5
4	GREENE, Madison	6-0	118:28	19.7	12-31	.387	3-10	.300	11-12	.917	1	9	10	1.7	14	0	10	9	0	4	38	6.3
10	NWABA, Jane	6-6	104:27	17.4	12-30	.400	6-12	.500	7-8	.875	7	10	17	2.8	11	0	7	5	0	7	37	6.2
11	OLIVER, Jordyn	6-6	198:06	33.0	9-17	.529	0-1	.000	1-1	1.000	8	25	33	5.5	6	0	30	8	2	4	19	3.2
2	BROWN, Jada	1-0	04:48	4.8	1-2	.500	0-1	.000	0-0	.000	0	1	1	1.0	0	0	0	2	0	0	2	2.0
14	MITCHELL, Aiyana	6-0	53:60	9.0	5-9	.556	0-0	.000	2-4	.500	6	7	13	2.2	10	0	2	4	2	3	12	2.0
5	KAPINUS, Leilani	6-0	85:54	14.3	4-12	.333	1-6	.167	2-3	.667	7	12	19	3.2	10	0	6	8	2	6	11	1.8
13	PISSOTT, Justine	3-0	18:28	6.2	2-6	.333	1-5	.200	0-0	.000	1	3	4	1.3	1	0	1	1	1	0	5	1.7
24	MAKURAT, Aga	1-0	02:55	2.9	0-1	.000	0-1	.000	0-0	.000	0	0	0	0.0	0	0	1	0	0	0	0	0.0
30	WILSON, Trinity	2-0	05:35	2.8	0-0	.000	0-0	.000	0-0	.000	0	0	0	0.0	2	0	0	1	0	0	0	0.0
Team											10	4	14				1					
Total		6	1200		173-386	.448	48-130	.369	100-121	.826	68	132	200	33.3	98	0	99	80	17	48	494	82.3
Opponents		6	1200		182-392	.464	45-129	.349	69-93	.742	86	155	241	40.2	110	1	96	99	17	32	478	79.7

Team Statistics

	VU	OPP
Scoring	494	478
Points per game	82.3	79.7
Scoring margin	+2.7	-
Field goals-att	173-386	182-392
Field goal pct	.448	.464
3 point fg-att	48-130	45-129
3-point FG pct	.369	.349
3-pt FG made per game	8.0	7.5
Free throws-att	100-121	69-93
Free throw pct	.826	.742
F-Throws made per game	16.7	11.5
Rebounds	200	241
Rebounds per game	33.3	40.2
Rebounding margin	-6.8	-
Assists	99	96
Assists per game	16.5	16.0
Turnovers	80	99
Turnovers per game	13.3	16.5
Turnover margin	+3.2	-
Assist/turnover ratio	1.2	1.0
Steals	48	32
Steals per game	8.0	5.3
Blocks	17	17
Blocks per game	2.8	2.8
Winning streak	2	-
Home win streak	2	-
Attendance	23420	14026
Home games-Avg/Game	4-5855	2-7013
Neutral site-Avg/Game	-	0-0

Team Results

Date	Opponent		Score	Att.
01/02/2025	Georgia	W	108-82	3120
01/05/2025	Kentucky	L	78-96	8501
01/09/2025	at Ole Miss	L	59-87	3825
01/13/2025	at LSU	L	77-83	10201
01/19/2025	Tennessee	W	71-70	8299
01/23/2025	Arkansas	W	101-60	3500

HONORS & AWARDS

KHAMIL PIERRE • So. • 6-2 • F • Phoenix, Ariz.

- John R. Wooden Award Midseason Top 25 Watch List
- USBWA Ann Meyers Drysdale National Players of the Week (Dec. 17)
- AP National Player of the Week Runner-Up (Dec. 17)
- Two-time SEC Player of the Week (Nov. 26 & Dec. 17)
- Two-time TSWA Player of the Week (Dec. 17 & Dec. 31)

MIKAYLA BLAKES • Fr. • 5-8 • G • Somerset, N. J.

- SEC Freshman of the Week (Nov. 19)
- SEC Freshman of the Week (Nov. 26)
- SEC Freshman of the Week (Dec. 10)
- TSWA Player of the Week (Jan. 7)
- USBWA Tamika Catchings National Freshman of the Week (Jan. 21)
- NCAA.com Player of the Week (Jan. 21)

SACHA WASHINGTON • Sr. • 6-2 • F • Lawrenceville, Ga.

- Cheryl Miller Award Preseason Watch List (Nov. 1)



BLAKES SELECTED AS NATIONAL FRESHMAN OF THE WEEK - JAN. 21

First-year Vanderbilt guard Mikayla Blakes won a pair of weekly national awards after her 23-point performance vs. No. 15-ranked Tennessee, which included a game-winning tip-in. Blakes was named the USBWA Tamika Catchings National Freshman of the Week, sharing the honor with Nebraska's Britt Prince.

Additionally, the NCAA's Autumn Johnson named Blakes the NCAA Player of the Week after her 23-point effort against the Lady Volunteers.

BLAKES NAMED TSWA PLAYER OF THE WEEK - JAN. 7

Freshman Mikayla Blakes averaged 30.0 points, 4.0 rebounds, 2.5 assists, and 2.0 steals to help Vanderbilt go 1-1 in its first week of SEC play to earn Tennessee Sports Writers Association Player of the Week honors. It is Blakes' first TSWA Player of the Week selection and Vanderbilt's third this season, as Khamil Pierre has been a two-time honoree.

The highlight of Blakes' week came in her first-ever SEC contest, as she scored a Vanderbilt freshman-record 36 points in a 108-82 win over Georgia on Jan. 2. She followed that up with a 24-point effort against No. 16-ranked Kentucky.

KHAMIL EARNS HER SECOND SEC PLAYER OF THE WEEK HONOR - DEC. 17

Sophomore Khamil Pierre was named SEC Player of the Week for the second time this season on Dec. 17. The 6-2 forward averaged an SEC-best 42.0 points, 18.0 points, and 8.0 steals this week, as Pierre set the Vanderbilt women's basketball single-game scoring record with a 42-point performance against Evansville in a 106-40 win on Dec. 14.

It is Pierre's second SEC Player of the Week selection of her career, as she previously earned the distinction on Nov. 26 of this season. She is the first player since Ciaja Harbison in 2022-23 to be named SEC Player of the Week multiple times in a season. Pierre also becomes the fifth Commodore to earn multiple SEC Player of the Week honors. Overall, it is Pierre's seventh SEC weekly honor, as she was named SEC Freshman of the Week a program-record five times during the 2023-24 campaign.

PIERRE HAULING IN THE NATIONAL AWARDS - DEC. 17

The U.S. Basketball Writers Association (USBWA) named Vanderbilt women's basketball sophomore Khamil Pierre as one of five USBWA Ann Meyers Drysdale National Players of the Week on Dec. 17.

It is the first USBWA Ann Meyers Drysdale National Players of the Week selection for Pierre. Additionally, she was also selected as this week's runner-up for the Associate Press National Player of the Week and was named the Tennessee Sports Writers Association (TSWA) Women's Basketball Player of the Week.

BLAKES WINS THIRD SEC FRESHMAN OF THE WEEK - DEC. 10

The SEC announced on Dec. 10 that Vanderbilt women's basketball guard Mikayla Blakes has been named the SEC Freshman of the Week for the third time this season. The guard scored 26 points at Miami on Dec. 4 to help the Dores register an 88-70 win in their only game last week. Her 26 points against the Hurricanes were the most points scored by an SEC freshman that week. Additionally, her 26-point outing against the Canes marked the third-most points scored by a Vanderbilt freshman in a true road contest in program history and ranks as the 12th-most scored in a contest by a Commodore frosh.





HONORS & AWARDS



PIERRE NAMED SEC PLAYER OF THE WEEK - NOV. 26

Sophomore Khamil Pierre was named SEC Player of the Week for the first time in her career on Nov. 26. She averaged 18.0 points, 12.0 rebounds, and 3.5 steals in a pair of home wins over Hampton (Nov. 20) and Samford (Nov. 22). The two double-doubles pushed her season total to an NCAA-best five. Her 17 made field goals were the second-most during the week, as she shot 56.7 percent from the field. Pierre's 12.0 rebounds per game average was second-highest in the SEC last week. She scored double-digit points in both contests this week to extend her career-best double-digit scoring average to nine games dating back to last season. The sophomore is one of four NCAA Division I players who have posted a double-double in all but one game their team has played this season, while she is one of seven players in the nation averaging at least 19.0 points and 11.0 rebounds.

BLAKES PICKS UP HER SECOND SEC FRESHMAN OF THE WEEK - NOV. 26


Mikayla Blakes was named SEC Freshman of the Week for the second-straight week on Nov. 26. Blakes averaged 18.0 points and led all SEC freshmen at 6.5 assists per game last week. The guard contributed 33.0 points per game between points and assists in a pair of Vandy wins. Her career-high eight assists against Hampton on Nov. 20 were the most by an SEC player this week and the second-most by an SEC freshman this season. The guard was extremely efficient from the field, shooting 53.8 percent (14-of-26). She leads all SEC freshmen in scoring at 20.0 points per game. Blakes is the first Vanderbilt freshman since 2009-10 to score 14 or more points and have two or more steals in each of their first six games.

BLAKES EARNS HER FIRST SEC FRESHMAN OF THE WEEK - NOV. 19

Mikayla Blakes earned the first SEC weekly honor of her career, as she was named the SEC Freshman of the Week on Nov. 19. The Somerset, New Jersey, native led all SEC freshmen in scoring during the week, putting up 22.5 points per game in a pair of Commodore wins. She is the first Commodore to be named SEC Freshman of the Week since Khamil Pierre, who captured the award a school-record five times during the 2023-24 campaign. Blakes becomes the fifth player to win the conference's weekly freshman honor under head coach Shea Ralph, joining Pierre, Ryanne Allen, Ilyana Moore, and Sacha Washington.

WATCH OUT FOR WASHINGTON - OCT. 30

Senior Sacha Washington was among 20 players named to the 2025 Cheryl Miller Award preseason watchlist, which goes to the nation's top small forward. Washington is the first Commodore to be considered for the Miller Award. The Lawrenceville, Georgia, native had a career year in 2023-24, as she averaged a personal-best 12.1 points and 7.9 rebounds per game. She shot 52.6 percent from the floor, had a team-best 44 blocks, and started in all 33 contests. The 6-2 forward scored double-digits in 18 games, which included a career-high 33 points against Louisiana Tech. She pulled down 10 or more rebounds in 10 contests and had nine double-doubles last season.





MEMORIAL GYMNASIUM



Memorial Gymnasium, the Southeastern Conference's most historic venue for college basketball, serves as the home court for the Vanderbilt Commodores. Dedicated in 1952 as a memorial to all Vanderbilt men and women who served in World War II, the arena was built as a combination gymnasium and concert hall by the late master architect Edwin Keeble.

Decades later, the unique style of Memorial Gym—with its benches on the baselines, a playing court that sits above portions of the crowd and deafening acoustics—continues to make the Commodores' home a dreaded stop for opponents. "Memorial Magic," with its capacity crowds, overflowing student section and lively pep band, have assisted in numerous Commodore victories. In the stands, fans across Middle Tennessee have helped Memorial Gymnasium rank among the NCAA's Top 30 attendance leaders on numerous occasions.

Connected to the facility sits a practice gym that includes three cross-court playing floors, coaches offices, a donor room, private suites and a Hall of Champions.

In all, Memorial Gym has been expanded three times. Constructed with a seating capacity of 6,583, the University saw its first need to increase seating in 1965 with the addition of two north-side balconies. Two years later, a pair of balancing balconies were erected on the south side of the gym and dubbed "The Balconies That Clyde Lee Built."

Capacity has fluctuated throughout the history of the building. It reached its highest number of 15,646 in 1969 when 4,000 seats were added in the east and west ends. When chairback seats in the end zones and suites on the north side were installed in the late 1990s capacity lowered to 14,168. Shortly thereafter, university officials removed portions of media press row on the south side in an effort to expand the student section by nearly 150 seats. Official capacity is now 14,326.

YEAR-BY-YEAR HOME RECORD

Year	W-L
2024-25	12-1
2023-24	12-5
2022-23	9-7
2021-22	12-5
2020-21*	3-2
2019-20	10-6
2018-19	5-9
2017-18	4-11
2016-17	10-5
2015-16	10-6
2014-15	9-6
2013-14	12-5
2012-13	12-2
2011-12	18-2
2010-11	12-3
2009-10	12-4
2008-09	15-1
2007-08	13-3
2006-07	15-1
2005-06	13-3
2004-05	11-3
2003-04	11-3
2002-03	11-2
2001-02	18-1
2000-01	16-2
1999-00	11-3
1998-99	9-5
1997-98	12-2
1996-97	13-1
1995-96	13-2
1994-95	16-1
1993-94	14-2
1992-93	15-1
1991-92	13-2
1990-91	11-3
1989-90	15-2
1988-89	10-1
1987-88	12-2
1986-87	15-2
1985-86	11-3
1984-85	6-4
1983-84	9-3
1982-83	5-6
1981-82	10-4
1980-81	6-5
1979-80	6-5
1978-79	7-5
1977-78	10-2
Total.....	533-164 (.765)

Vanderbilt has ranked among the top attendance draws in women's basketball over the years. Here is a year-by-year look at VU's home attendance figures, including where the team has ranked nationally in total attendance since the 1999-00 season:

Year	Games	Total	Average	National Rank (Total)
2024-25	13	49,452	3,803	25th
2023-24	17	47,479	2,793	53rd
2022-23	16	38,640	2,415	57th
2021-22	18	31,211	1,734	51st
2020-21*	5	209	42	—
2019-20	16	37,391	2,369	54th
2018-19	14	33,129	2,366	64th
2017-18	15	42,705	2,847	45th
2016-17	15	42,685	2,846	40th
2015-16	16	46,496	2,906	37th
2014-15	15	53,280	3,552	30th
2013-14	17	66,338	3,902	25th
2012-13	14	56,309	4,022	24th
2011-12	20	82,261	4,113	23rd
2010-11	15	68,828	4,589	20th
2009-10	16	69,521	4,345	21st
2008-09	16	76,150	4,759	18th
2007-08	17	91,279	5,369	17th
2006-07	16	72,215	4,513	23rd
2005-06	16	65,693	4,106	23rd
2004-05	14	51,682	3,692	31st
2003-04	14	44,352	3,168	33rd
2002-03	13	57,709	4,439	21st
2001-02	19	90,800	4,779	16th
2000-01	18	50,650	2,814	36th
1999-00	14	44,982	3,213	30th
1998-99	14	65,046	4,646	--
1997-98	14	91,056	6,504	--
1996-97	14	67,967	4,854	--
1995-96	15	88,151	5,877	--
1994-95	17	69,788	4,105	--
1993-94	14	73,686	5,253	--
1992-93	14	67,871	4,848	--
1991-92	15	36,266	2,418	--
1990-91	14	20,205	1,443	--
1989-90	17	25,887	1,522	--
1988-89	11	14,265	1,297	--
1987-88	13	7,324	563	--
1986-87	17	12,248	721	--
1985-86	14	5,750	411	--
1984-85	10	4,450	445	--
1983-84	12	8,664	722	--
1982-83	11	6,950	632	--
1981-82	14	6,310	451	--
1980-81	10	2,525	253	--

*Vanderbilt discontinued its 2020-21 season due to the COVID-19 pandemic

Memorial Gym Women's Basketball Crowds Over 10,000

Rank	Attendance	Opponent	Date
1.	15,317	Tennessee	1/30/1993
2.	15,311	Tennessee	2/7/1999
3.	15,187	Tennessee	2/25/1996
4.	14,848	Tennessee	2/16/1998
5.	14,316	Tennessee	2/17/2008
6.	14,168	Tennessee	2/16/2002
7.	13,227	Tennessee	12/31/1994
8.	13,127	Tennessee	1/19/2006
9.	12,645	Tennessee	1/31/1994
10.	12,417	Tennessee	1/19/1997
11.	12,131	Ohio State	1/6/1993
12.	12,034	Tennessee	2/9/2012
13.	12,009	Tennessee	1/25/2007
14.	11,401	Tennessee	2/2/2003
15.	11,386	Tennessee	2/14/2011
16.	10,561	Tennessee	2/15/2004
17.	10,154	Tennessee	1/24/2013
18.	10,149	Tennessee	2/24/2000





RECORDS AT A GLANCE

Points

Game	1.	42 • Khamil Pierre vs. Evansville, 12.14.24
	2.	41 • CJaja Harbison vs. Texas A&M, 1.29.23
	.	Chantelle Anderson at Mississippi State, 2.8.01
	7.	37 • Iyana Moore at Kentucky, 1.11.24
	8.	36 • Mikayla Blakes vs. Georgia, 1.2.25
	.	36 • Wendy Scholtens vs. Lipscomb, 1.9.90
	2024-25	42 • Khamil Pierre vs. Evansville, 12.14.24
Season	1.	855 • Wendy Scholtens, 1989-90
	10.	612 • Sheri Sam, 1995-96
	2024-25	422 • Khamil Pierre
Career	1.	2,604 • Chantelle Anderson, 2000-03
	10.	1,618 • Jasmine Lister, 2011-14
	Active	1,176 • Iyana Moore, 2022-present

Field Goals Made

Game	1.	19 • Khamil Pierre vs. Evansville, 12.14.24
	.	Chantelle Anderson at Portland State, 12.23.00
	8.	15 • 8 Times, Last: Sacha Washington vs. La. Tech, 12.3.23
	2024-25	19 • Khamil Pierre vs. Evansville, 12.14.24
Season	1.	309 • Wendy Scholtens, 1989-90
	10.	241 • Aljeanette Bramlett, 1981-82
	2024-25	177 • Khamil Pierre
Career	1.	1,020 • Chantelle Anderson, 2000-03
	10.	625 • Sheri Sam, 1992-96
	Active	403 • Sacha Washington, 2022-present

Field Goals Attempted

Game	1.	31 • Eva Lemeh at Georgia, 2.16.81
	5.	28 • Khamil Pierre vs. Evansville, 12.14.24
		Gayle Kinzer at Belmont, 1.19.81
	8.	25 • Three times, Last: Tiffany Clarke vs. Texas A&M, 2.24.13
	2024-25	28 • Khamil Pierre vs. Evansville, 12.14.24
Season	1.	571 • Barbara Brackman, 1981-82
	10.	463 • Donna Atkinson, 1983-84
	2024-25	317 • Khamil Pierre
Career	1.	1,655 • Wendy Scholtens, 1988-91
	10.	1,301 • Carla Thomas, 2004-2007
	Active	1,025 • Iyana Moore, 2022-present

Field Goal Percentage

Game	1.	1.000 • 4 Times, Last: Hannah Tuomi, 10-10 vs. UF, 2.24.10
(Min. 10 FGM)	9.	.917 • 3 Times, Last: Ashley Earley, 11-12 at Tenn., 2.13.05
	2024-25	.706 (12-17) • Khamil Pierre vs. Lipscomb, 11.4.24
Season	1.	.723 (292-404) • Chantelle Anderson, 2000-01
(Min. 150 FGM)	10.	.602 (103-171) • Nicole Jules, 2005-06
	2024-25	.558 (177-317) • Khamil Pierre
Career	1.	.651 (1,020-1,568) • Chantelle Anderson, 2000-03
(Min. 400 FGM)	10.	.543 (706-1,301) • Carla Thomas, 2004-07
	Active	.487 (403-824) • Sacha Washington, 2022-present

3-Pointers Made

Game	1.	9 • Iyana Moore, vs. Alabama State, 12.28.21
	5.	7 • 11 Times, Last: Marnelle Garraud at Arkansas, 1.16.23
	2024-25	5 • Six Times, Last: Iyana Moore at LSU, 01.13.25
Season	1.	95 • Caroline Williams, 2005-06
	10.	80 • Christina Wirth, 2008-09
	2024-25	47 • Iyana Moore
Career	1.	276 • Christina Foggie, 2011-14
	8.	179 • Michelle Palmisano, 1995-97
	9.	183 • Iyana Moore, 2022-present

3-Pointers Attempted

Game	1.	17 • Christina Foggie vs. Virginia, 11.23.12
		17 • Christina Foggie vs. Maryland, 3.28.09
	10.	13 • 12 Times, Last: Marnelle Garraud, vs. Georgia, 2.5.23
	2024-25	13 • Iyana Moore vs. Kentucky, 01.05.25
	1.	225 • Merideth Marsh, 2009-10
	10.	241 • Aljeanette Bramlett, 1981-82
	2024-25	141 • Mikayla Blakes
Career	1.	735 • Christina Foggie, 2011-14
	6.	512 • Caroline Williams, 2004-07
	7.	503 • Iyana Moore, 2022-present

3-Point Percentage

Game	1.	1.000 • Seven Times, Last: Erin Whalen (5-5) at Ala., 1.21.18
(Min. 5 3PM)	2024-25	.667 (4-6) • Iyana Moore vs. Arkansas, 01.23.25
Season	1.	.505 (48-95) • Caroline Williams, 2004-05
(Min. 40 3PA)	10.	.446 (37-83) • Christa Reed, 2016-17
	2024-25	.376 (47-125) • Iyana Moore
Career	1.	.465 (238-512) • Caroline Williams, 2004-07
(Min. 100 3PM)	10.	.394 (145-368) • Donna Harris, 1990-94
	Active	.364 (183-503) • Iyana Moore, 2022-present

Free Throws Made

Game	1.	18 • Ashley McElhiney vs. LSU, 2.15.01
	.	18 • Wendy Scholtens at Tenn. Tech, 1.11.89
	6.	14 • 5 Times, Last: Chantelle Anderson vs. North Carolina, 3.23.02
	2024-25	13 • Mikayla Blakes vs. Georgia, 01.02.25
Season	1.	236 • Wendy Scholtens, 1989-90
	10.	133 • Tiffany Clarke, 2012-13
	.	133 • Harriet Brumfield, 1981-82
	2024-25	80 • Mikayla Blakes
Career	1.	681 • Wendy Scholtens, 1988-91
	10.	298 • Ashley McElhiney, 2000-03
	Active	215 • Iyana Moore, 2022-present

Free Throws Attempted

Game	1.	19 • Ashley McElhiney vs. LSU, 2.15.01
	6.	16 • 6 Times, Last: Sacha Washington vs. Fairfield, 11.12.23
	2024-25	14 • Mikayla Blakes, Twice: Last: vs. Tennessee, 01.19.25
Season	1.	264 • Wendy Scholtens, 1989-90
	10.	190 • Christina Foggie, 2013-14
	2024-25	97 • Khamil Pierre
Career	1.	785 • Wendy Scholtens, 1988-91
	10.	413 • Dee Davis, 2004-07
	Active	316 • Sacha Washington, 2022-present

Free Throw Percentage

Game	1.	1.000 • 19 Times, Last: Iyana Moore (10-10) vs. Ga., 3.3.24
(Min. 10 FTM)	2024-25	.929 (13-14) • Mikayla Blakes vs. Georgia, 01.02.25
Season	1.	.938 (61-65) • Christa Reed, 2017-18
	10.	.870 (47-54) • Bella LaChance, 2022-23
	2024-25	.860 (80-93) • Mikayla Blakes
Career	1.	.868 (681-785) • Wendy Scholtens, 1988-91
(Min. 160 FTM)	5.	.813 (213-262) • Iyana Moore, 2022-present
	10.	.789 (195-247) • Julie Powell, 1991-94
	Active	.814 (215-264) • Iyana Moore, 2022-present

Rebounds

Game	1.	22 • Wendy Scholtens vs. Lipscomb, 1.9.90
		22 • Wendy Scholtens vs. Wright State, 12.9.89
		22 • Barbara Brackman vs. Union, 1.4.83
	10.	19 • 6 Times, Last: Jennifer Holmes vs. Florida, 2.25.99
	2024-25	18 • Khamil Pierre vs. Evansville, 12.14.24
Season	1.	389 • Wendy Scholtens, 1989-90
	10.	283 • Barbara Brackman, 1981-82
	2024-25	192 • Khamil Pierre
Career	1.	1,272 • Wendy Scholtens, 1988-91
	10.	822 • Chantelle Anderson, 2000-03
	Active	720 • Sacha Washington, 2022-present

Assists

Game	1.	17 • Ashley McElhiney at Louisville, 1.2.03
	7.	13 • 5 Times, Last: Jasmine Lister vs. Tenn., 2.9.12
	2024-25	11 • Jordyn Oliver vs. Georgia, 01.02.25
Season	1.	262 • Cathy Bender, 1981-82
	10.	168 • Jasmine Lister, 2012-13
	2024-25	79 • Jordyn Oliver
Career	1.	730 • Dee Davis, 2004-07
	10.	438 • Jordyn Cambridge, 2018-24
	Active	227 • Iyana Moore, 2022-present

Steals

Game	1.	11 • Eva Lemeh vs. Murray State, 12.14.80
	6.	8 • 8 Times, Last: Khamil Pierre vs. Evansville, 12.14.24
	2024-25	8 • Khamil Pierre vs. Evansville, 12.14.24
Season	1.	129 • Jordyn Cambridge, 2021-22
	10.	87 • Karen Booker, 1989-90
	.	87 • Jade Huntington, 1989-90
	2024-25	59 • Khamil Pierre
Career	1.	351 • Jordyn Cambridge, 2018-24
	10.	221 • Jennifer Risper, 2006-09
	Active	118 • Iyana Moore, 2022-present

Blocked Shots

Game	1.	10 • Angela Gorsica vs. Wingate, 12.28.95
	.	10 • Heidi Gillingham vs. Middle Tennessee, 1.30.92
	4.	8 • 15 Times, Last: Angela Gorsica vs. DePaul, 2.19.97
	2024-25	3 • Three Times, Last: Jordyn Oliver, West Georgia, 12.21.24
Season	1.	309 • Wendy Scholtens, 1989-90
	10.	241 • Aljeanette Bramlett, 1981-82
	2024-25	10 • Leilani Kapinus
Career	1.	413 • Heidi Gillingham, 1991-94
	10.	112 • Harriet Brumfield, 1982-85
	Active	108 • Sacha Washington, 2022-present

Points Per Game

Season	1.	25.2 (855 pts) • Wendy Scholtens, 1989-90
	10.	19.7 (671 pts) • Harriet Brumfield, 1981-82
	2024-25	22.2 (422 pts) • Khamil Pierre
Career	1.	21.3 (122 GP) • Wendy Scholtens, 1988-91
(Min. 100 GP)	10.	12.8 (119 GP) • Karen Booker, 1984-87
	Active	13.5 (87 GP) • Iyana Moore, 2022-present

Games Played

Career	1.	137 • Jessica Mooney, 2007-10
		137 • Chantelle Anderson, 2000-03
	10.	132 • Six times, Last: Tiffany Clarke vs. Michigan, 2010-13
	Active	99 • Sacha Washington, 2022-present

Minutes Played

Game	1.	50 • Karen McGinn vs. Auburn, 12.13.78
		50 • Ann Morrow vs. Auburn, 12.13.78
	9.	46 • Chavonne Hammond vs. Kansas, 3.18.00
		46 • Ashley Smith vs. George Washington, 12.22.98
	2024-25	40 • Mikayla Blakes vs. Michigan State, 11.27.24
Season	1.	1,298 • Ashley McElhiney, 2001-02
	10.	1,179 • Zuzi Klimesova, 2000-01
	2024-25	588 • Jordyn Oliver
Career	1.	4,626 • Jasmine Lister, 2011-14
	10.	3,779 • Christina Werth, 2006-09
	Active	2,813 • Iyana Moore, 2022-present





THE LAST TIME WHEN...

SCORING

Less than 40 pts	31 • East Tennessee St. • Johnson City, Tenn. • 12.01.22
40-49 pts	49 • Texas A&M • College Station, Texas • 02.15.24
Less than 50 pts & Won	49 • Texas A&M • College Station, Texas • 02.15.24
90-99 pts	93 • Alabama A&M • Nashville, Tenn. • 12.29.24
100+ pts (regulation)	101 • Arkansas • Nashville, Tenn. • 01.23.25
100+ pts	108 • Georgia • Nashville, Tenn. • 01.02.25

OPPONENT SCORING

Less than 40 pts	37 • Austin Peay • Nashville, Tenn. • 11.08.24
40-49 pts	40 • Evansville • Nashville, Tenn. • 12.14.24
Less than 50 pts & Won	44 • East Tennessee St. • Johnson City, Tenn. • 12.01.22
90-99 pts	96 • Kentucky • Nashville, Tenn. • 01.05.25
100+ pts (regulation)	106 • South Carolina • Nashville, Tenn. • 01.14.21
100+ pts	106 • South Carolina • Nashville, Tenn. • 01.14.21

FIELD GOAL PERCENTAGE

20.0%-29.9%	27.9% (19-68) • Florida • Gainesville, Fla. • 1.22.23
30.0%-39.9%	37.1% (23-62) • Tennessee • Nashville, Tenn. • 01.19.25
30.0%-39.9% & Won	37.1% (23-62) • Tennessee • Nashville, Tenn. • 01.19.25
50.0%-59.9%	56.5% (39-69) • Arkansas • Nashville, Tenn. • 01.23.25
60.0% or higher	69.2% (36-52) • Air Force • Nashville, Tenn. • 11.30.15

OPPONENT FIELD GOAL PERCENTAGE

20.0%-29.9%	27.8% (15-54) • Evansville • Nashville, Tenn. • 12.14.24
20.0%-29.9% & won	27.4% (17-62) • East Tenn. St. • Johnson City, Tenn. • 12.1.22
30.0%-39.9%	38.2% (26-68) • Tennessee • Nashville, Tenn. • 01.19.25
30.0%-39.9% & won	39.0% (23-59) • NC State • Raleigh, N.C. • 11.29.23
50.0%-59.9%	52.4% (33-63) • Ole Miss • Oxford, Miss. • 01.09.25
60.0% or higher	66.7% (28-42) • Georgia • Nashville, Tenn. • 2.5.23

FREE THROW PERCENTAGE

Less than 50.0%	37.5% (3-8) • South Florida • Tampa, Fla. • 11.14.24
90.0%-99.9%	93.5% (29-31) • Georgia • Nashville, Tenn. • 01.02.25
1.000%	15-15 • Appalachian State • Nashville, Tenn. • 12.1.24
1.000% w/ 10 or more makes	15-15 • Appalachian State • Nashville, Tenn. • 12.1.24

OPPONENT FREE THROW PERCENTAGE

Less than 50.0%	28.6% (4-14) • Austin Peay • Nashville, Tenn. • 11.08.24
90.0%-99.9%	92.3% (12-13) • Ole Miss • Oxford, Miss. • 01.09.25
1.000%	3-3 • South Florida • Tampa, Fla. • 11.14.24
1.000% w/ 10 or more makes	12-12 • Texas A&M • College Station, Texas • 2.10.22

BASKETS MADE

40+ field goals made	40 • Alabama A&M • Nashville, Tenn. • 12.29.24
10-14 3-point field goals made	13 • Arkansas • Nashville, Tenn. • 01.23.25
15+ 3-point field goals made	17 • Alabama State • Nashville, Tenn. • 12.28.21
Did not make a 3-pointer	0-9 • Butler • Indianapolis • 12.7.23
Made 20+ free throws	29 (29-31) • Georgia • Nashville, Tenn. • 01.02.25
Made less than five free throws	3 (3-8) • South Florida • Tampa, Fla. • 11.14.24
Made 5-10 free throws	9 (9-14) • Ole Miss • Oxford, Miss. • 01.09.25

OPPONENT BASKETS MADE

40+ field goals made	42 • South Carolina • Nashville, Tenn. • 1.14.21
10-14 3-point field goals made	10 • West Georgia • Nashville, Tenn. • 12.21.24
15+ 3-point field goals made	15 • Kentucky • Nashville, Tenn. • 01.05.25
Did not make a 3-pointer	0-8 • Ole Miss • Nashville, Tenn. • 2.20.22
Made 20+ free throws	20 (20-24) • Ole Miss • Nashville, Tenn. • 2.1.24
Made less than five free throws	4 (4-7) • Arkansas • Nashville, Tenn. • 01.23.25
Made 5-10 free throws	5 (5-16) • Alabama A&M • Nashville, Tenn. • 12.29.24

REBOUNDS

10-20 rebounds	20 • Georgia • Nashville, Tenn. • 2.5.23
21-29 rebounds	25 • LSU • Baton Rouge, La. • 01.13.25
40-44 rebounds	40 • Tennessee • Nashville, Tenn. • 01.19.25
45-49 rebounds	48 • Appalachian State • Nashville, Tenn. • 12.1.24
50+ rebounds	51 • West Georgia • Nashville, Tenn. • 12.21.24
20+ rebound margin	+27 • Austin Peay • Nashville, Tenn. • 11.08.24
30+ rebound margin	+30 • Samford • Nashville, Tenn. • 11.22.24

OPPONENT REBOUNDS

20-24 rebounds	24 • Miami • Coral Gables, Fla. • 12.04.24
25-29 rebounds	26 • Samford • Nashville, Tenn. • 11.22.24
40-44 rebounds	42 • Tennessee • Nashville, Tenn. • 01.19.25
45-49 rebounds	48 • Michigan State • Palm Springs, Calif. • 11.27.24
50+ rebounds	50 • NC State • Raleigh, N.C. • 11.29.23
20+ rebound margin	+20 • LSU • Baton Rouge, La. • 01.13.25

STEALS

0-5 steals	3 • Tennessee • Nashville, Tenn. • 01.19.25
10-15 steals	13 • Alabama A&M • Nashville, Tenn. • 12.29.24
16-19 steals	17 • Arkansas • Nashville, Tenn. • 01.23.25
20+ steals	24 • Evansville • Nashville, Tenn. • 12.14.24

OPPONENT STEALS

0-5 steals	5 • Arkansas • Nashville, Tenn. • 01.23.25
10-15 steals	12 • Michigan State • Palm Springs, Calif. • 11.27.24
15-19 steals	17 • Florida • Nashville, Tenn. • 1.7.24
20+ steals	22 • UCLA • Boston, Mass. • 11.26.95

ASSISTS

0-9 assists	6 • South Florida • Tampa, Fla. • 11.14.24
15-19 assists	12 • Tennessee • Nashville, Tenn. • 01.19.25
20-25 assists	21 • Arkansas • Nashville, Tenn. • 01.23.25
25-29 assists	27 • Georgia • Nashville, Tenn. • 01.02.25
30-plus assists	30 • Alabama A&M • Nashville, Tenn. • 12.29.24

OPPONENT ASSISTS

0-9 assists	8 • Arkansas • Nashville, Tenn. • 01.23.25
15-19 assists	12 • Tennessee • Nashville, Tenn. • 01.19.25
20-25 assists	26 • Ole Miss • Oxford, Miss. • 01.09.25

TURNOVERS

5-10 turnovers	7 • Kentucky • Nashville, Tenn. • 01.05.25
20-24 turnovers	21 • Michigan State • Palm Springs, Calif. • 11.27.24
25-29 turnovers	25 • Ole Miss • Oxford, Miss. • 01.09.25
30-40 turnovers	37 • UCLA • Boston, Mass. • 11.26.95

OPPONENT TURNOVERS

5-10 turnovers	10 • Tennessee • Nashville, Tenn. • 01.19.25
20-24 turnovers	21 • Miami • Coral Gables, Fla. • 12.04.24
25-29 turnovers	26 • Arkansas • Nashville, Tenn. • 01.23.25
30-40 turnovers	36 • Evansville • Nashville, Tenn. • 12.14.24

BLOCKED SHOTS

0 Blocks	0 • South Florida • Tampa, Fla. • 11.14.24
5-9 blocked shots	6 • Georgia • Nashville, Tenn. • 01.02.25

OPPONENT BLOCKED SHOTS

0 Blocks	0 • Butler • Nashville, Tenn. • 11.17.24
5-9 blocked shots	5 • LSU • Baton Rouge, La. • 01.13.25
10+ blocked shots	14 • South Carolina • Nashville, Tenn. • 1.19.23

MARGIN OF VICTORY

1 point	vs. Tennessee (71-7) • Nashville, Tenn. • 01.19.25
2 points	vs. UT Martin (70-68) • Martin, Tenn. • 11.9.23
10-19 points	19 • Alabama A&M (93-64) • Nashville, Tenn. • 12.29.24
20-30 points	26 • Georgia (108-82) • Georgia • Nashville, Tenn. • 01.02.25
Back-to-back 20+ points	49 • Hampton (94-45) • Nashville, Tenn. • 11.20.24 45 • Samford (104-59) • Nashville, Tenn. • 11.22.24
30-39 points	35 • West Georgia (103-68) • Nashville, Tenn. • 12.21.24
Back-to-back 30+ points	49 • Hampton (94-45) • Nashville, Tenn. • 11.20.24 45 • Samford (104-59) • Nashville, Tenn. • 11.22.24
40-49 points	41 • Arkansas (101-60) • Nashville, Tenn. • 01.23.25
Back-to-back 40+ points	49 • Hampton (94-45) • Nashville, Tenn. • 11.20.24 45 • Samford (104-59) • Nashville, Tenn. • 11.22.24
50-59 points	54 • Appalachian State (94-40) • Nashville, Tenn. • 12.01.24
Back-to-back 50+ points	52 • Lipscomb (102-50) • Memorial Gym • 11.04.24 56 • Austin Peay (93-37) • Nashville, Tenn. • 11.08.24
60-69 points	66 • Evansville (106-40) • Nashville, Tenn. • 12.14.24
70+ points	70 • Hampton (116-46) • Nashville, Tenn. • 11.29.98
Single-overtime win	vs. Lipscomb (72-71) • Nashville, Tenn. • 12.18.22
Double-overtime win	at Florida (106-98) • Gainesville, Fla. • 2.6.11
Triple-overtime win	NEVER OCCURRED

OPPONENT MARGIN OF VICTORY

1 point	vs. Florida (53-52) • Greenville, S.C. • 3.3.22
2 points	vs. Missouri (65-63) • Nashville, Tenn. • 1.14.24
10-19 points	18 • Kentucky (96-78) • Nashville, Tenn. • 01.05.25
20-30 points	28 (87-59) • Ole Miss • Oxford, Miss. • 01.09.25
Back-to-back 20+ points	25 • LSU (88-63) • Baton Rouge, La. • 11.23 21 • Ole Miss (74-53) • Oxford, Miss. • 1.5.23
30-39 points	37 • Alabama (98-61) • Tuscaloosa, Ala. • 1.26.20
40-49 points	48 • South Carolina (96-48) • Nashville, Tenn. • 1.19.23
50-59 points	55 • South Carolina (85-30) • Columbia, S.C. • 01.24.22
60-69 points	63 • South Carolina (106-43) • Nashville, Tenn. • 01.14.21
70+ points	NEVER OCCURRED
Single-overtime win	Alabama (77-71) • Nashville, Tenn. • 2.6.22
Double-overtime win	Auburn (96-93) • Auburn, Ala. • 1.20.90
Triple-overtime win	NEVER OCCURRED





LAST TIME...

A DORE SCORED 20 OR MORE PTS
Mikayla Blakes • 24 Pts vs. Arkansas • 01.23.25
Khamil Pierre • 20 Pts vs. Arkansas • 01.23.25

TWO DORES SCORED 20 OR MORE PTS
Mikayla Blakes • 24 Pts vs. Arkansas • 01.23.25
Khamil Pierre • 20 Pts vs. Arkansas • 01.23.25

AN OPPONENT SCORED 20 OR MORE PTS
Talaysia Cooper, Tennessee • 22 Pts • 01.19.25

TWO OPPONENTS SCORED 20 OR MORE PTS
FlauJae Johnson, LSU • 25 Pts • 01.13.25
Aneesah Morrow, LSU • 23 Pts • 01.13.25
Mikaylah Williams, LSU • 20 Pts • 01.13.25

A DORE SCORED 30 OR MORE PTS
Mikayla Blakes • 36 Pts vs. Georgia • 01.02.24

AN OPP. SCORED 30 OR MORE PTS
Aliyah Matharu, Florida • 35 Pts • 03.07.24

A DORE SCORED 40 OR MORE PTS
Khamil Pierre • 42 Pts vs. Evansville • 12.14.24

A DORE COLLECTED 15 OR MORE REBS
Khamil Pierre • 18 Reb vs. Evansville • 12.14.24

AN OPP. COLLECTED 15 OR MORE REBS
Aneesah Morrow, LSU • 15 Reb • 01.13.25

A DORE COLLECTED 10 OR MORE AST
Jordyn Oliver • 11 Ast vs. Georgia • 01.02.24

AN OPP. COLLECTED 10 OR MORE AST
Alexis Morris, LSU • 12 Ast • 01.01.23

A DORE HAD FIVE OR MORE STL
Leilani Kapinus • 6 Stl vs. Arkansas • 01.23.25

AN OPP. COLLECTED FIVE OR MORE STL
Grace VanSlooten, Michigan State • 5 Stl • 11.27.24

A DORE HAD FIVE OR MORE BLK
Sacha Washington • 6 Blk vs. Dayton • 12.20.23

AN OPP. COLLECTED FIVE OR MORE BLK
L'or Mputu, South Florida • 6 Blk • 11.14.24

A DORE MADE 10-PLUS FG
Khamil Pierre • 12 FGM at LSU • 01.13.25

A DORE MADE 10-PLUS FG IN BACK-TO-BACK GAMES
Khamil Pierre (3) • 10 FGM vs. West Georgia • 12.21.24
13 FGM vs. Alabama A&M • 12.29.24
11 FGM vs. Georgia • 01.02.25

AN OPP. MADE 10 OR MORE FG
Talaysia Cooper, Tennessee • 10 FGM • 01.19.25

A DORE ATTEMPTED 20 OR MORE FG
Khamil Pierre • 24 FGA at LSU • 01.13.25

AN OPP. ATTEMPTED 20 OR MORE FG
Talaysia Cooper, Tennessee • 22 FGA • 01.19.25

A DORE MADE 10 OR MORE FREE THROWS
Khamil Pierre • 12 FTM vs. Tennessee • 01.19.25

AN OPP. MADE 10 OR MORE FREE THROWS
Diamond Battles, Georgia • 10 FTM • 2.5.23

A DORE MADE 5 OR MORE 3-PT FG
Iyana Moore • 5 3PT FGM at LSU • 01.13.25

AN OPP. MADE 5 OR MORE 3-PT FG
Kennedy Todd-Williams, Ole Miss • 5 3PT FGM • 01.09.25

VANDY HAD 5 OR PLAYERS IN DBL FIGURES
Five Players • vs. Arkansas • 01.23.25

AN OPP. HAD 5 OR PLAYERS IN DBL FIGURES
Ole Miss • Five Players • 01.09.25

VANDY PLAYER HAD A DOUBLE-DOUBLE
Khamil Pierre • 19 pts, 11 reb vs. Kentucky • 01.05.25

A DORE HAD CONSECUTIVE DOUBLE-DOUBLES
Khamil Pierre (4) • 14 pts, 10 reb at Dayton • 12.19.24
23 pts, 10 reb vs. West Georgia • 12.21.24
42 pts, 18 reb vs. Evansville • 12.14.24
28 pts, 13 reb at Miami • 12.04.24

AN OPP. HAD A DOUBLE-DOUBLE
Zee Spearman, Tennessee • 11 pts, 11 reb • 01.19.25

VANDY HAD 2 PLAYERS POST A DOUBLE-DOUBLE
vs. Evansville • 12.14.24
Khamil Pierre • 42 pts, 18 reb
Leilani Kapinus • 11 reb, 10 pts

AN OPP. HAD 2 PLAYERS POST A DOUBLE-DOUBLE
Ivy Wolf, Dayton • 23 pts, 10 reb • 12.19.24
Arianna Smith, Dayton • 16 pts, 12 reb • 12.19.24

VANDY HAD 3 PLAYERS POST A DBL-DBL
vs. Western Kentucky • 11.15.23
Sacha Washington • 18 pts, 10 reb
Jordyn Oliver • 15 pts, 10 reb
Jordyn Cambridge • 11 pts, 13 reb

VANDY PLAYER HAD A TRIPLE-DOUBLE
Jordyn Cambridge • vs. Texas A&M • 3.2.23
15 reb, 13 pts, 10 ast

ALL VANDY PLAYERS THAT PLAYED SCORED
9 players vs. Arizona • 11.26.24

RECORD WHEN...

2024-25 OVERALL 16-4

AT HOME 12-1
ON THE ROAD 3-2
NEUTRAL GAMES 1-1
IN OVERTIME 0-0
IN DOUBLE OVERTIME 0-0
AFTER A WIN 13-3
AFTER A LOSS 2-1
LEADING AT HALFTIME 16-0
TRAILING AT HALFTIME 0-3
TIED AT HALFTIME 0-1
LEADING AFTER 1ST QUARTER 15-3
TRAILING AFTER 1ST QUARTER 1-0
TIED SCORE AFTER 1ST QUARTER 0-1
OUTSCORING OPP. IN 2ND HALF 14-0
OUTSCORED BY OPP. IN 2ND HALF 2-4
SCORING SAME PTS IN 2ND HALF 0-0
LEADING WITH 5 MIN. REMAINING 16-1
TRAILING WITH 5 MIN. REMAINING 0-3
TIED WITH 5 MIN. REMAINING 0-0
SCORING FEWER THAN 50 POINTS 0-0
SCORING 50-59 POINTS 0-1
SCORING 60-69 POINTS 1-0
SCORING 70-79 POINTS 2-3
SCORING 80-89 POINTS 3-0
SCORING 90-99 POINTS 4-0
SCORING 100+ POINTS 6-0
ALLOWING 39-OR-FEWER POINTS 1-0
ALLOWING 40-49 POINTS 4-0
ALLOWING 50-59 POINTS 3-0
ALLOWING 60-69 POINTS 5-0
ALLOWING 70-79 POINTS 2-1
ALLOWING 80-89 POINTS 1-2
ALLOWING 90-OR-MORE POINTS 0-1
GAME DECIDED BY 1-POINT 1-0
GAME DECIDED BY 2-3 POINTS 0-0
GAME DECIDED BY 4-5 POINTS 0-0
GAME DECIDED BY 6-9 POINTS 0-2
GAME DECIDED BY 10-19 POINTS 5-1
GAME DECIDED BY 20-29 POINTS 2-1
GAME DECIDED BY 30-39 POINTS 1-0
GAME DECIDED BY 40-49 POINTS 3-0
GAME DECIDED BY 50-59 POINTS 3-0
GAME DECIDED BY 60+ POINTS 1-0
HIGHER FIELD GOAL PERCENTAGE 12-0
LOWER FIELD GOAL PERCENTAGE 4-4
SAME FIELD GOAL PERCENTAGE 0-0
SHOOTING LESS THAN 30% 0-0
SHOOTING 30-39% 4-2
SHOOTING 40-49% 5-2
SHOOTING 50+% 7-0
OPP. SHOOTING LESS 30% 5-0
OPP. SHOOTING 30-39% 6-0
OPP. SHOOTING 40-49% 4-2
OPP. SHOOTING 50+% 1-2
MORE MADE 3-PT THAN OPP. 9-1
FEWER MADE 3-PT THAN OPP. 4-3
SAME 3-PT MAKES AS OPP. 3-0
MAKING FEWER THAN FIVE 3-PT FG 2-2
MAKING BETWEEN 5-9 3-PT FG 11-2
MAKING 10+ 3-PT FG 3-0
ALLOWING FEWER THAN 5 3-PT FG 9-2
ALLOWING BETWEEN 5-9 3-PT FG 5-1
ALLOWING 10+ 3-PT FG 2-1

MAKING MORE FREE THROWS 15-1
MAKING FEWER FREE THROWS 0-2
MAKING SAME FREE THROWS 1-1
MAKING FEWER THEN 10 FREE THROWS 2-1
MAKING 10-19 FREE THROWS 11-2
MAKINGS 20+ FREE THROWS 3-0
OPP. MAKES 0-10 FREE THROWS 11-0
OPP. MAKES 10-19 FREE THROWS 5-4
OPP. MAKES 20+ FREE THROWS 0-0
OUTREBOUNDING OPP. 12-0
OUTREBOUNDED BY OPP. 4-4
SAME TOTAL OF REBOUNDS 0-0
FEWER THAN 10 ASSISTS 1-0
10-19 ASSISTS 7-4
20+ ASSISTS 8-0
NO BLOCKS 0-0
1-4 BLOCKS 11-4
5+ BLOCKS 5-0
COMMITTING FEWER TURNOVERS 15-2
COMMITTING MORE TURNOVERS 1-2
COMMITTING SAME TURNOVERS 0-0
FORCING FEWER THAN 10 TURNOVERS 0-0
FORCING 10-19 TURNOVERS 3-3
FORCING 20-29 TURNOVERS 11-1
FORCING 30+ TURNOVERS 2-0
IN DAY GAMES 8-3
IN NIGHT GAMES 8-1
ON SUNDAY 4-1
ON MONDAY 1-1
ON TUESDAY 1-0
ON WEDNESDAY 2-1
ON THURSDAY 4-1
ON FRIDAY 2-0
ON SATURDAY 2-0
IN NOVEMBER 7-1
IN DECEMBER 6-0
IN JANUARY 3-3
IN FEBRUARY 0-0
IN MARCH 0-0
VS. SEC 3-3
VS. SEC AT MEMORIAL GYM 3-1
VS. SEC ON THE ROAD 0-2
VS. RANKED OPPONENTS 1-2
WINNING THE OPENING TIP 13-1
LOSING THE OPENING TIP 3-3
WEARING WHITE 8-1
WEARING VANDY SCRIPT WHITE 2-1
WEARING GOLD 1-0
WEARING BLACK 3-2
WEARING V BLACK 1-0
WEARING GRAY 1-0
WEARING PLAY4KAY JERSEY 0-0





2024-25 GAME LEADERS

OPPONENT	DATE	SCORE	W/L	POINTS	REBOUNDS	ASSISTS	STEALS	BLOCKS
Lipscomb	11-04-24	102-50	W	Pierre (25)	Pierre (14)	Blakes (5)	Greene (6)	Mitchell (1)
Austin Peay	11-08-24	93-37	W	Blakes/Moore (16)	Pierre (10)	Greene/Moore (3)	Blakes (3)	Kapinus/Makurat/Nwaba (2)
at South Florida	11-14-24	62-49	W	Pierre (17)	Pierre (10)	Oliver (3)	Blakes/Oliver (2)	--
Butler	11-17-24	81-52	W	Blakes (29)	Pierre (8)	Oliver (6)	Pierre (4)	Kapinus/Nwaba (1)
Hampton	11-20-24	94-45	W	Blakes (22)	Pierre (12)	Blakes (8)	Blakes/Pierre (3)	Nwaba (3)
Samford	11-22-24	104-59	W	Pierre (21)	Pierre (12)	Greene/Kapinus (6)	Kapinus/Pierre (4)	Blakes/Kapinus/Mitchell (1)
vs. Arizona	11-26-24	71-60	W	Pierre (25)	Pierre (15)	Blakes/Moore (4)	Pierre (7)	Kapinus (2)
vs. Michigan State	11-27-24	70-78	L	Pierre (19)	Mitchell/Oliver/Pierre (6)	Oliver/Pierre (4)	Pierre (4)	Kapinus/Mitchell/Oliver (1)
Appalachian State	12-01-24	94-40	W	Blakes (20)	Kapinus/Pissott (7)	Blakes (6)	Blakes (7)	Nwaba (1)
at Miami (Fl.)	12-04-24	88-70	W	Pierre (28)	Pierre (13)	Moore (7)	Pierre (4)	Moore (1)
Evansville	12-14-24	106-40	W	Pierre (42)	Pierre (18)	Blakes/Moore (3)	Pierre (8)	Mitchell (2)
at Dayton	12-19-24	80-66	W	Greene (25)	Pierre (10)	Oliver (7)	Blakes (5)	Oliver (3)
West Georgia	12-21-24	103-68	W	Blakes (24)	Pierre (10)	Blakes (6)	Oliver (4)	Oliver (3)
Alabama A&M	12-29-24	93-64	W	Pierre (29)	Oliver/Pierre (7)	Oliver (8)	Pierre (4)	Blakes/Pierre (1)
Georgia	01-02-25	108-82	W	Blakes (36)	Oliver (10)	Oliver (11)	Mitchell (2)	Moore (2)
Kentucky	01-05-25	78-96	L	Blakes (24)	Pierre (11)	Pierre (5)	Blakes (3)	Blakes (1)
at Ole Miss	01-09-25	59-87	L	Blakes (19)	Blakes (5)	Oliver (6)	Greene/Moore/Pierre (2)	Pierre (1)
at LSU	01-13-25	77-83	L	Pierre (28)	Pierre (8)	Blakes (4)	I. Moore/J. Nwaba (3)	Blakes (2)
Tennessee	01-19-25	71-70	W	Blakes (23)	Pierre (8)	5 Tied w/ 2	Greene/Nwaba/Oliver (1)	Kapinus/Moore/Oliver (1)
Arkansas	01-23-25	101-60	W	Blakes (24)	Pierre (9)	Oliver (6)	Kapinus (6)	Kapinus/Pierre/Pissott/Mitchell (1)
at Alabama	01-26-25							
at Florida	01-30-25							
Ole Miss	02-02-25							
at Texas	02-06-25							
Mississippi State	02-13-25							
at Auburn	02-16-25							
at Oklahoma	02-20-25							
South Carolina	02-23-25							
Texas A&M	02-27-25							
at Missouri	03-02-25							

POINTS	REBOUNDS	ASSISTS	STEALS	BLOCKS
Mikayla Blakes 10 (8-2)	Khamil Pierre 17 (14-3)	Jordyn Oliver 9 (7-2)	Khamil Pierre 9 (7-2)	Lelilani Kapinus 7 (6-1)
Khamil Pierre 9 (7-2)	Jordyn Oliver 3 (2-1)	Mikayla Blakes 8 (7-1)	Mikayla Blakes 6 (5-1)	Aiyana Mitchell 5 (4-1)
Madison Greene 1 (1-0)	Leilani Kapinus 1 (1-0)	Iyana Moore 5 (5-0)	Jordyn Oliver 3 (3-0)	Jane Nwaba 4 (4-0)
Iyana Moore 1 (1-0)	Justine Pissott 1 (1-0)	Khamil Pierre 3 (1-2)	Madison Greene 3 (2-1)	Mikayla Blakes 4 (2-2)
	Aiyana Mitchell 1 (0-1)	Madison Greene 2 (2-0)	Leilani Kapinus 2 (2-0)	Jordyn Oliver 4 (3-1)
	Mikayla Blakes 1 (0-1)	Leilani Kapinus 2 (2-0)	Iyana Moore 2 (0-2)	Iyana Moore 3 (3-0)
			Aiyana Mitchell 1 (1-0)	Khamil Pierre 3 (2-1)
			Jane Nwaba 1 (1-0)	Aga Makurat 1 (1-0)
			Iyana Moore 1 (0-1)	Justine Pissott 1 (1-0)

2024-25 GAME HIGHS & LOWS

HIGHS

Points	108	vs. Georgia (01/02/25)
FG Made	44	vs. Evansville (12/14/24)
FG Attempts	93	vs. Evansville (12/14/24)
3-Pt FG Made	13	vs. Appalachian St. (12/1/24) vs. Arkansas (01/23/25)
3-PT FG Attempts	38	vs. Appalachian St. (12/1/24)
FT Made	29	vs. Georgia (01/02/25)
FT Attempts	31	vs. Arizona (11/26/24) vs. Georgia (01/02/25)
Rebounds	56	vs. Samford (11/22/24)
Assists	30	vs. Alabama A&M (12/29/24)
Steals	24	vs. Evansville (12/14/24)
Blocks	9	vs. West Georgia (12/21/24)
Turnovers	23	vs. Arizona (11/26/24) at Ole Miss (01/09/25)
Fouls	22	vs. Michigan State (11/27/24)

LOWS

Points	59	at Ole Miss (01/09/25)
FG Made	21	vs. Arizona (11/26/24)
FG Attempts	53	at Ole Miss (01/09/25)
3-Pt FG Made	2	vs. Evansville (12/14/24)
3-PT FG Attempts	14	vs. Arizona (11/26/24) vs. Michigan State (11/27/24) at LSU (01/13/25)
FT Made	3	at South Florida (11/14/24)
FT Attempts	8	at South Florida (11/14/24)
Rebounds	25	at LSU (01/14/25)
Assists	6	at South Florida (11/14/24)
Steals	3	vs. Tennessee (01/19/25)
Blocks	0	at South Florida (11/14/24)
Turnovers	5	vs. Georgia (01/02/25)
Fouls	9	vs. Alabama A&M (12/29/24)





VANDERBILT STATS

BENCH PRODUCTION

Game	VU-OPP	Diff.	Top Bench Scorer
Lipscomb	31-25	+6	Madison Greene, 14
Austin Peay	35-12	+23	Madison Greene, 13
at South Fla.	6-32	-26	Makurat/Mitchell/Moore, 2
Butler	17-18	-1	Aiyana Mitchell, 6
Hampton	33-18	+15	Madison Greene, 11
Samford	43-18	+25	Madison Greene, 16
vs. Arizona	15-6	+9	Leilani Kapinus, 7
vs. Michigan St.	7-9	-2	Aiyana Mitchell, 6
Appalachian St.	31-24	+7	Aga Makurat, 7
at Miami	17-11	+6	Leilani Kapinus, 8
Evansville	24-9	+15	Leilani Kapinus, 10
at Dayton	27-18	+9	Madison Greene, 25
West Georgia	35-29	+6	Leilani Kapinus, 10
Alabama A&M	30-18	+12	Madison Greene, 12
Georgia	14-34	-20	Madison Greene, 10
Kentucky	7-4	+3	Madison Greene, 3
at Ole Miss	13-16	-3	Madison Greene, 9
at LSU	4-9	-5	L. Kapinus/M. Greene, 2
Tennessee	6-9	-3	Madison Greene, 4
Arkansas	24-34	-10	Madison Greene, 10
Total	419-353	+66	Madison Greene, 148
AVG.	21.0-17.7	+3.3	Madison Greene, 9.3 ppg

SPECIALTY STATS

Game	Off TO	Paint	2nd	
			Chance	Fastbreak
Lipscomb	22-8	70-22	23-8	27-3
Austin Peay	33-10	42-20	20-4	24-1
at South Fla.	19-12	28-24	12-7	3-4
Butler	41-13	30-20	10-7	14-7
Hampton	36-12	46-28	19-4	13-6
Samford	24-3	60-22	28-9	26-9
vs. Arizona	29-19	20-40	17-13	9-8
vs. Michigan St.	23-20	42-48	14-16	15-6
Appalachian St.	33-7	38-22	21-7	21-2
at Miami	27-14	46-40	16-2	8-3
Evansville	54-3	76-20	40-9	25-4
at Dayton	32-7	28-42	14-8	14-6
West Georgia	37-16	62-22	29-13	30-16
Alabama A&M	24-11	60-42	19-9	23-14
Georgia	26-8	34-48	15-13	15-12
Kentucky	7-16	26-26	26-9	5-6
at Ole Miss	19-22	34-38	9-10	7-10
at LSU	17-21	32-44	6-17	17-13
Tennessee	13-10	24-32	10-8	15-14
Arkansas	40-13	40-24	9-12	22-13
Total	556-245	838-624	357-185	333-157
AVG.	27.8-12.3	41.9-31.2	17.9-9.3	16.7-7.9



2024-25 GAME COMPARISON

Opponent	1st	2nd	3rd	4th	Final	Mar	Total FG	FG Pct	3-Pointers	3FG Pct	Free Throws	FT Pct	Rebs	Mar	Ast	TOver	Block	Steal	Fouls
Lipscomb	31-15	22-10	28-14	21-11	102-50	+52	43-81/17-61	.531/.279	5-17/6-35	.294/.171	11-14/10-17	.786/.588	54-32	+22	17-6	12-23	1-2	15-2	15-17
Austin Peay	24-16	28-10	26-4	15-7	93-37	+56	32-71/15-52	.451/.288	6-17/3-14	.353/.214	23-30/4-14	.767/.286	55-28	+27	15-6	12-25	8-2	10-6	15-27
at South Florida	19-17	15-9	20-11	8-12	62-49	+13	26-68/21-57	.382/.368	7-28/4-18	.250/.222	3-8/3-3	.375/1.000	37-43	+6	6-13	12-23	0-8	8-5	11-14
Butler	17-8	20-12	22-16	22-16	81-52	+19	29-57/18-47	.509/.383	8-18/8-18	.444/.444	15-19/8-11	.789/.727	33-25	+8	18-12	21-30	2-0	17-12	16-16
Hampton	23-21	28-7	25-4	18-13	94-45	+49	38-70/18-49	.543/.367	8-25/3-12	.320/.250	10-12/6-8	.833/.750	40-24	+16	22-9	11-24	6-1	11-7	11-15
Samford	19-21	24-8	23-16	38-14	104-59	+45	42-83/22-56	.506/.393	8-19/11-29	.421/.379	12-20/4-8	.600/.500	56-26	+30	23-16	11-22	3-2	17-8	17-19
vs. Arizona	15-7	16-11	19-19	21-23	71-60	+11	21-54/25-58	.389/.431	6-14/4-16	.429/.250	23-31/6-11	.742/.545	40-33	+7	12-12	23-26	2-2	19-11	19-22
vs. Michigan State	19-16	8-13	22-16	21-33	70-78	-8	26-64/28-65	.496/.431	3-14/4-12	.214/.333	15-20/18-25	.750/.720	34-48	-14	17-15	21-24	3-7	15-14	22-21
Appalachian State	33-2	18-13	14-16	29-9	94-40	+54	33-77/16-54	.429/.296	13-38/3-16	.342/.188	15-15/5-8	1.000/.625	48-36	+12	23-8	6-21	1-3	14-3	10-15
at Miami	23-13	23-18	23-24	19-15	88-70	+18	34-68/28-53	.500/.528	9-24/6-17	.375/.353	11-15/8-11	.733/.727	36-24	+12	20-14	15-21	1-1	7-8	16-16
Evansville	34-12	24-8	28-11	20-9	106-40	+66	44-93/15-54	.473/.278	2-24/4-27	.083/.148	16-19/6-9	.842/.667	55-36	+19	13-8	9-36	4-2	24-2	15-18
at Dayton	33-15	13-24	13-17	21-10	80-66	+14	29-76/26-53	.382/.491	9-26/3-14	.346/.214	13-15/11-12	.867/.917	33-42	+9	18-16	8-26	3-4	16-3	14-15
West Georgia	24-14	35-13	20-25	24-16	103-68	+35	41-84/25-68	.488/.368	7-27/10-29	.259/.345	14-19/8-12	.737/.667	51-41	+10	23-19	13-26	9-3	17-8	11-13
Alabama A&M	24-16	21-11	22-19	26-18	93-64	+19	40-71/27-64	.563/.422	5-19/5-16	.263/.313	8-14/5-9	.571/.556	41-30	+11	30-13	15-19	2-2	13-9	9-14
Georgia	26-13	24-16	29-28	29-25	108-82	+26	34-71/32-69	.479/.464	11-25/4-17	.440/.235	29-31/14-20	.935/.700	35-44	-9	27-17	8-18	6-1	5-4	18-22
Kentucky	17-31	21-20	19-19	21-26	78-96	-18	27-74/33-61	.365/.541	9-30/15-31	.300/.484	15-20/15-20	.750/.750	39-41	-2	11-20	7-10	1-4	5-4	20-19
at Ole Miss	11-17	14-27	12-27	22-16	59-87	-28	23-53/33-63	.434/.524	4-17/9-22	.235/.409	9-14/12-13	.643/.923	26-36	-10	16-26	23-26	1-3	9-18	13-17
at LSU	21-21	16-16	20-21	20-25	77-83	-6	27-57/34-71	.474/.479	5-14/3-9	.357/.333	18-22/12-18	.818/.667	25-45	-20	12-13	16-17	2-5	9-8	19-20
Tennessee	21-21	16-5	17-19	17-25	71-70	+1	23-62/26-68	.371/.382	6-19/6-26	.316/.231	19-22/12-15	.864/.800	40-42	-2	12-12	12-10	3-3	3-5	16-23
Arkansas	26-10	27-17	19-20	29-13	101-60	+41	39-69/24-60	.565/.400	13-25/8-24	.520/.333	10-12/4-7	.833/.571	35-33	+2	21-8	14-26	4-1	17-5	12-8
at Alabama																			
at Florida																			
Ole Miss																			
at Texas																			
Mississippi State																			
at Auburn																			
at Oklahoma																			
South Carolina																			
Texas A&M																			
at Missouri																			
SEASON TOTAL	460-309	413-268	421-346	441-336	1735-1256	+479	651-1403/483-1183	.464/.408	144-440/119-402	.327/.296	289-372/171-251	.777/.681	813-709	+104	356-263	269-445	62-56	251-134	301-351
SEASON AVG	23.0-15.5	20.7-13.4	21.1-17.3	22.1-16.8	86.80-62.8	+24.0	32.6-70.2/24.2-59.2		7.2-22.0/6.0-20.1		14.5-18.6/8.6-12.6		40.7-35.5	+5.2	17.8-13.2	13.5-22.3	3.1-2.8	12.6-6.7	15.1-17.6

SEASON HIGH | SEASON LOW

2024-25 GAME-BY-GAME STATS

Opponent	Date	Score	Total		3-Pointers		Free throws		Rebounds				Other Stats									
			FG-FGA	PCT	3FG-3FGA	PCT	FT-FTA	PCT	OFF	DEF	TOT	AVG	PF	A	TO	BLK	STL	PTS	AVG			
Lipscomb	11/04/2024	102-50	W	43-81	.531	5-17	.294	11-14	.786	22	32	54	54.0	17	17	12	1	15	102	102.0		
Austin Peay	11/08/2024	93-37	W	32-71	.451	6-17	.353	23-30	.767	21	34	55	54.5	15	15	12	8	10	93	97.5		
at South Fla.	11/14/2024	62-49	W	26-68	.382	7-28	.250	3-8	.375	12	25	37	48.7	11	6	12	0	8	62	85.7		
Butler	11/17/2024	81-52	W	29-57	.509	8-18	.444	15-19	.789	13	20	33	44.8	16	18	21	2	17	81	84.5		
Hampton	11/20/2024	94-45	W	38-70	.543	8-25	.320	10-12	.833	15	25	40	43.8	11	22	11	6	11	94	86.4		
Samford	11/22/2024	104-59	W	42-83	.506	8-19	.421	12-20	.600	27	29	56	45.8	17	23	11	3	17	104	89.3		
vs Arizona	11/26/2024	71-60	W	21-54	.389	6-14	.429	23-31	.742	15	25	40	45.0	19	12	23	2	19	71	86.7		
vs Michigan St.	11/27/2024	70-78	L	26-64	.406	3-14	.214	15-20	.750	14	20	34	43.6	22	17	21	3	15	70	84.6		
App State	12/01/2024	94-40	W	33-77	.429	13-38	.342	15-15	1.000	18	30	48	44.1	10	23	6	1	14	94	85.7		
at Miami (FL)	12/04/2024	88-70	W	34-68	.500	9-24	.375	11-15	.733	17	19	36	43.3	16	20	15	1	7	88	85.9		
Evansville	12/14/2024	106-40	W	44-93	.473	2-24	.083	16-19	.842	29	26	55	44.4	15	13	9	4	24	106	87.7		
at Dayton	12/19/2024	80-66	W	29-76	.382	9-26	.346	13-15	.867	16	17	33	43.4	14	18	8	3	16	80	87.1		
West Ga.	12/21/2024	103-68	W	41-84	.488	7-27	.259	14-19	.737	24	27	51	44.0	11	23	13	9	17	103	88.3		
Alabama A&M	12/29/2024	93-64	W	40-71	.563	5-19	.263	8-14	.571	13	28	41	43.8	9	30	15	2	13	93	88.6		
Georgia	01/02/2025	108-82	W	34-71	.479	11-25	.440	29-31	.935	10	25	35	43.2	18	27	8	6	5	108	89.9		
Kentucky	01/05/2025	78-96	L	27-74	.365	9-30	.300	15-20	.750	19	20	39	42.9	20	11	7	1	5	78	89.2		
at Ole Miss	01/09/2025	59-87	L	23-53	.434	4-17	.235	9-14	.643	7	19	26	41.9	13	16	23	1	9	59	87.4		
at LSU	01/13/2025	77-83	L	27-57	.474	5-14	.357	18-22	.818	7	18	25	41.0	19	12	16	2	9	77	86.8		
Tennessee	01/19/2025	71-70	W	23-62	.371	6-19	.316	19-22	.864	14	26	40	40.9	16	12	12	3	3	71	86.0		
Arkansas	01/23/2025	101-60	W	39-69	.565	13-25	.520	10-12	.833	11	24	35	40.7	12	21	14	4	17	101	86.8		
Total				1735	.464	144-440	.327	289-372	.777	324	489	813	40.7	301	356	269	62	251	1735	86.8		
Opponents				1256	.483	483-1183	.408	119-402	.296	171-251	.681	240	469	709	35.5	351	263	445	56	134	1256	62.8

Vanderbilt Averages

Games Played	Points/game	FG Pct	3FG Pct	FT Pct	Rebounds/game	Assists/game	Turnovers/game	Assist/Turnover ratio	Steals/game	Blocks/game
20	86.8	46.4	32.7	77.7	40.7	17.8	13.5	1.3	12.6	3.1





SHEA RALPH

HEAD COACH
FOURTH SEASON
UConn - '01



THE SHEA RALPH FILE

Head Coach Vanderbilt (2021-Current)

- 67-52 overall record in four seasons at Vanderbilt
- Guided Vanderbilt to its first NCAA Tournament bid since the 2014 NCAA Tournament in 2023-24 and posted the Dores' first NCAA Tournament victory since 2013
- Posted the largest win improvement from one season to next in school history during the 2023-24 season, as Vandy's 23 victories marked an 11-win improvement from 2022-23
- Led Vanderbilt to its first postseason bid since the 2013-14 campaign with an appearance in the 2022 WNIT in her debut season in 2021-22
- Guided Vandy to a school record six SEC road wins in '23-'24
- Five players have earned All-SEC honors under Ralph

Assistant Coach UConn (2008-2021)

- 462-22 in 13 seasons as an assistant coach at UConn
- Won Six NCAA National Championships
- 12 Final Four Appearances
- 16 Conference Titles
- Coached 21 WNBA Draft Picks, 9 top-5 picks, three No. 1 picks

Assistant Coach Pittsburgh (2003-2008)

- 86-66 in five seasons as an assistant coach at Pittsburgh
- 2008 Sweet 16 Appearance
- Two NCAA Tournament Appearances (2007 & 08)
- 2006 WNIT Final Four

Player UConn (1996-2001)

- Drafted by Utah Starzz in 2001 WNBA Draft
- Scored 1,678 career points, Ranks 8th in UConn history
- Won 2000 NCAA National Championship
- 2000 NCAA Women's Final Four MVP
- 2000 Big East Player of the Year
- 2000 All-American
- 2000 Sports Illustrated Women's College Player of the Year
- Honda Award Winner

Shea Ralph was named the sixth head coach in Vanderbilt women's basketball history on April 13, 2021. The 2024-25 campaign marks her fourth season leading the Commodores.

Ralph orchestrated one of the biggest turn-arounds in program history during the 2023-24 season, as the Commodores went from being projected last in the SEC preseason polls to earning the program's first bid into the NCAA Tournament in 10 seasons.

Vanderbilt went 23-10 in Year 3 under Ralph's direction, as the Commodores made their first appearance in the NCAA Tournament since the 2013-14 campaign. The 23 wins marked an 11-win improvement from a season ago, which is the second-largest win improvement from one season to the next in program history.

The Commodores went out and proved the preseason prognosticators wrong in 2023-24, as Vandy finished sixth in the SEC after being picked 13th in the Preseason SEC Coaches Poll and 14th in the Preseason SEC Media Poll. The Dores went 9-7 in SEC play and won a program-record six road SEC games. The nine SEC wins were the most for Vanderbilt since the 2012-13 campaign. The Commodores earned the No. 6 seed in the 2024 SEC Women's Basketball Tournament, which was the program's highest seed at the SEC Tournament since 2011.

Vanderbilt's at-large bid into the 2024 NCAA



Tournament marked the second time in her three seasons that Ralph has led the Commodores to the postseason.

A total of three Commodores earned All-SEC honors in Year 3 under Ralph. Iyana Moore made her first appearance on the All-SEC second team, while Jordyn Cambridge was named to the All-SEC defensive team for a school-record third time. Khamil Pierre was named to the All-SEC freshman team, making her the third Commodore to earn a spot on the team under Ralph, joining Moore and Sacha Washington. Pierre also was named SEC Freshman of the Week a program record five times during the season.

Vanderbilt's hard-nosed and gritty approach helped the Commodores become one of the elite defensive teams in the SEC, as Vandy ranked third in steals per game at 10.2 steals. The Dores' 315 steals during the 2023-24 campaign are the third-most in a season in program history.

Vanderbilt was hit hard with a plethora of pre-season injuries to begin the 2022-23 campaign. Coach Ralph was able to rally the Commodores and record a second-straight double-digit win season, marking the first time in six years that Vandy has posted back-to-back double-digit win campaigns.

During the 2022-23 campaign, Ralph guided Vanderbilt to a winning record inside Memorial Gymnasium for the 38th time in the last 40 seasons. The Commodores won nine games at Memorial Gym, which included victories over Texas A&M, Arkansas, and Kentucky.

Ralph was key in the development of Cijia Harbison, who transferred into the program for her graduate season and become one of the most prolific scorers in the SEC. Harbison earned second team All-SEC honors after averaging 19.6 points per game and shot 40.6% from the field. The only player in the SEC to score 40 points in a game this season, Harbison had three outings with 30-plus points among the 23 times she has scored in double figures while recording the



highest scoring average of her collegiate career. Harbison has led the Commodores in scoring 16 times, assists on 20 occasions and steals in 15 games. Harbison tied a school record with 41 points and added five steals in a January win over Texas A&M

In her inaugural season, Ralph led Vanderbilt to its first postseason appearance since 2014. The Commodores reached the third round of the Women's National Invitation Tournament, their longest postseason run since 2013. Vanderbilt also recorded its first SEC Tournament victory in six years when it defeated Texas A&M 85-69 on March 2, 2022.



In all, Ralph accrued the third-most wins of any women's basketball coach in a debut season. That included a 63-59 victory against No. 15 Florida in Memorial Gymnasium on Feb. 24, 2022, the program's first win against a ranked opponent since 2020.

Ralph wasted no time helping individual student-athletes realize their full potential. Jordyn Cambridge, Iyana Moore and Sacha Washington earned All-SEC accolades during the 2021-22 campaign. Cambridge recorded the program's first postseason triple-double during the SEC Tournament, while she and Moore contributed to a program-record 17 3-pointers against Alabama State on Dec. 28, 2021.

A seven-time national champion as a student-athlete or coach, Ralph arrived at Vanderbilt after spending the previous 13 seasons as an assistant coach alongside Geno Auriemma at the University of Connecticut. While serving as a coach at her alma mater, Ralph helped guide the Huskies to 12 Final Four appearances and six national championships, including a record four consecutive titles from 2013-16.

Ralph was an instrumental figure in recruiting and player development with the Huskies. She mentored standouts like Paige Bueckers, who in 2020-21 became the first freshman to sweep the major national player-of-the-year awards:

RALPH'S CAREER RECORD

SEASON	TEAM	OVERALL	CONF.	CONF. FINISH	POSTSEASON
1996-97	UConn (Player)	33-1	18-0	1st	Elite Eight
1997-98	UConn (Player)	34-3	17-1	1st	Elite Eight
1998-99	UConn (Player)	29-5	17-1	T-1st	Sweet 16
1999-00	UConn (Player)	36-1	18-0	T-1st	NCAA Champions
2000-01	UConn (Player)	32-3	17-1	1st	Final Four
2003-04	Pittsburgh (AC)	6-20	2-14	13th	--
2004-05	Pittsburgh (AC)	13-15	5-11	10th	--
2005-06	Pittsburgh (AC)	22-11	9-7	T-6th	WNIT Final Four
2006-07	Pittsburgh (AC)	24-9	10-6	T-5th	NCAA 2nd Rd
2007-08	Pittsburgh (AC)	24-11	10-6	T-5th	Sweet 16
2008-09	UConn (AC)	39-0	16-0	1st	NCAA Champions
2009-10	UConn (AC)	39-0	16-0	1st	NCAA Champions
2010-11	UConn (AC)	36-2	16-0	1st	Final Four
2011-12	UConn (AC)	33-5	13-3	T-2nd	Final Four
2012-13	UConn (AC)	35-4	14-2	2nd	NCAA Champions
2013-14	UConn (AC)	40-0	18-0	1st	NCAA Champions
2014-15	UConn (AC)	38-1	18-0	1st	NCAA Champions
2015-16	UConn (AC)	38-0	18-0	1st	NCAA Champions
2016-17	UConn (AC)	36-1	16-0	1st	Final Four
2017-18	UConn (AC)	36-1	16-0	1st	Final Four
2018-19	UConn (AC)	35-3	16-0	1st	Final Four
2019-20	UConn (AC)	29-3	16-0	1st	Tournament Canceled
2020-21	UConn (AC)	28-2	18-0	1st	Final Four
2021-22	Vanderbilt (HC)	16-19	4-12	T-12th	WNIT Sweet 16
2022-23	Vanderbilt (HC)	12-19	3-13	12th	--
2023-24	Vanderbilt (HC)	23-10	9-7	6th	NCAA 1st Rd
2024-25	Vanderbilt (HC)	16-4	3-3	--	--

AT VANDERBILT: 67-52 (.563) - Four Seasons

TOTAL: 781-153 (.836) - 27 Seasons

7- NCAA National Titles ('00, '09, '10, '13, '14, '15, '16)

14 - NCAA Final Fours ('00, '01, '09, '10, '11, '12, '13, '14, '15, '16, '17, '18, '19)

16 - NCAA Elite Eights ('97, '98, '00, '01, '09, '10, '11, '12, '13, '14, '15, '16, '17, '18, '19)

18 - NCAA Sweet 16 Appearances | 16 - Conference Regular Season Championships

the Naismith Trophy, Associated Press Player of the Year, USBWA National Player of the Year, Lieberman Award and Wooden Award.

In all, Ralph worked with 21 WNBA draft picks at UConn, including nine top-five picks and three No. 1 overall selections: Tina Charles, Maya Moore and Breanna Stewart.

Prior to returning to UConn as an assistant, Ralph spent five seasons at the University of Pittsburgh from 2003-08. She was instrumental in a period of unprecedented success, helping the Panthers improve from single-digit victories to at least 22 victories in each of her final three seasons. Pitt also reached the Sweet 16 for the first time in program history in 2008.

As one of the most celebrated student-athletes in women's basketball history, Ralph ranks eighth in UConn's storied record book with 1,678 points. She also ranks among the program's all-time top 10 in career assists (456), steals (252) and field goal percentage (57.9). Ralph graduated from Connecticut in 2001 with a degree in exercise physiology.

In leading UConn to a national championship in 2000, Ralph was named an All-American and Big East Player of the Year. She was selected at the most valuable player in the 2000 NCAA Women's Final Four. She also won the Honda Award, presented to the premier female student-athlete in 12 collegiate sports, and the "Sports Illustrated for Women" Player of the Year.

Ralph was selected by the Utah Starzz in the 2001 WNBA Draft, but was unable to pursue a professional career due to a knee injury.

Ralph and her husband, Tom Garrick, have one daughter, Maysen. Currently a member of the Vanderbilt coaching staff, Garrick served as head coach of the UMass-Lowell women's basketball program from 2018-21 and previously served as a Vanderbilt assistant from 2009-15.





1 MIKAYLA BLAKES

@mikaylablakes
@mikaylablakes
@mikaylablakes

G // 5-8 // Fr. // Somerset, N.J. (Rutgers Prep HS)

SEASON HIGHS

Points // 36, Georgia (01/02/25)
FG Made // 12, West Georgia (12/21/24)
FG Attempts // 22 (2x), Last: Kentucky (01/05/25)
3-Pt Made // 5 (3x), Last: Georgia (01/02/25)
3-Pt Attempt // 14, at Miami (12/04/24)
FT Made // 13, Georgia (01/02/25)
FT Attempt // 14, Georgia (01/02/25)
Rebounds // 6, at LSU (01/13/25)
Assists // 8, Hampton (11/20/24)
Steals // 7, vs. Appalachian State (12/1/24)
Blocks // 2, at LSU (01/13/25)
Minutes // 37, at Miami (12/04/24)

CAREER HIGHS

Points // 36, Georgia (01/02/25)
FG Made // 12, West Georgia (12/21/24)
FG Attempts // 22 (2x), Last: Kentucky (01/05/25)
3-Pt Made // 5 (3x), Last: Georgia (01/02/25)
3-Pt Attempt // 14, at Miami (12/04/24)
FT Made // 13, Georgia (01/02/25)
FT Attempt // 14, Georgia (01/02/25)
Rebounds // 6, at LSU (01/13/25)
Assists // 8, Hampton (11/20/24)
Steals // 7, vs. Appalachian State (12/1/24)
Blocks // 2, at LSU (01/13/25)
Minutes // 37, at Miami (12/04/24)

- USBWA Tamika Catchings National Freshman of the Week - Jan. 21
- NCAA.com Player of the Week - Jan. 21
- Three-Time SEC Freshman of the Week - Nov. 19, Nov. 26, Dec. 10
- Leads all NCAA Division I freshmen in scoring (20.4 ppg)
- First NCAA Division I freshman to score over 400 pts this season
- Set the Vanderbilt Freshman Single-Game Scoring Record w/ 36 pts vs. Georgia in her first-ever SEC contest (Jan. 2)

SUPERLATIVES	24-25 CAREER	SUPERLATIVES	24-25 CAREER
10+ POINTS	19	3+ STEALS	9
15+ POINTS	16	2+ BLOCKS	1
20+ POINTS	12	DOUBLE-DOUBLES	--
30+ POINTS	1	LED VANDY IN PTS	9
MADE 3+ 3-PT FG	6	LED VANDY IN REB	1
10+ REBS	--	LED VANDY IN AST	8
3+ ASSISTS	12	LED VANDY IN STL	4
		LED VANDY IN BLK	4

GAME-BY-GAME

DATE	OPPONENT	GS	MIN	FGM/A	FG%	3FG/A	3P%	FTM/A	FG%	OFF	DEF	TOT	AVG	PF	AST	T/O	BLK	STL	PTS	AVG
11.4.24	LIPSCOMB	*	25:31	9-18	.500	2-7	.286	3-3	1.000	2	3	5	5.0	2	5	0	0	2	23	23.0
11.8.24	AUSTIN PEAY	*	15:31	5-8	.625	2-4	.500	4-5	.800	2	1	3	4.0	1	1	2	1	3	16	19.5
11.14.24	AT SOUTH FLORIDA	*	31:24	6-14	.429	2-8	.250	2-4	.500	0	2	2	3.3	1	1	5	0	2	16	18.3
11.17.24	BUTLER	*	35:34	9-18	.500	4-9	.444	7-8	.875	1	1	2	3.0	3	2	3	0	3	29	21.0
11.20.24	HAMPTON	*	29:14	9-14	.643	1-5	.200	3-5	.600	1	2	3	3.0	2	8	3	0	3	22	21.2
11.22.24	SAMFORD	*	23:12	5-12	.417	2-5	.400	2-2	1.000	1	2	3	3.0	2	5	3	1	2	14	20.0
11.26.24	VS. ARIZONA	*	34:31	6-14	.429	5-8	.625	6-6	1.000	0	2	2	2.9	4	4	1	0	4	23	20.4
11.27.24	VS. MICHIGAN ST.	*	26:36	3-10	.300	1-4	.250	6-6	1.000	1	0	1	2.6	3	3	3	0	2	13	19.5
12.1.24	APPALACHIAN ST.	*	28:35	7-15	.467	2-8	.250	4-4	1.000	2	1	3	2.7	2	6	2	0	7	20	19.6
12.4.24	AT MIAMI	*	37:14	10-22	.455	5-14	.357	1-2	.500	0	1	1	2.5	2	3	3	0	0	26	20.2
12.14.24	EVANSVILLE	*	26:07	7-19	.368	1-7	.143	7-7	1.000	3	1	4	2.6	2	3	1	0	1	22	20.4
12.19.24	AT DAYTON	*	26:50	6-17	.353	2-8	.250	2-2	1.000	1	0	1	2.5	4	1	3	0	5	16	20.0
12.21.24	WEST GEORGIA	*	27:09	12-20	.600	0-6	.000	0-0	.000	2	2	4	2.6	1	6	2	0	3	24	20.3
12.29.24	ALABAMA A&M	*	17:01	2-9	.222	0-5	.000	1-3	.333	1	2	3	2.6	0	1	1	1	3	5	19.2
1.2.25	GEORGIA	*	32:42	9-20	.450	5-9	.556	13-14	.929	2	1	3	2.7	3	5	0	1	1	36	20.3
1.5.25	KENTUCKY	*	35:34	9-22	.409	3-11	.273	3-4	.750	4	1	5	2.8	4	0	4	1	3	24	20.6
1.9.25	AT OLE MISS	*	36:11	8-16	.500	2-7	.286	1-2	.500	1	4	5	2.9	3	2	5	0	1	19	20.5
1.13.25	AT LSU	*	37:28	4-13	.308	0-4	.000	4-4	1.000	2	4	6	3.1	1	4	9	2	2	12	20.0
1.19.25	TENNESSEE	*	28:18	7-17	.412	2-6	.333	7-8	.875	2	0	2	3.1	4	2	3	0	0	23	20.2
1.23.25	ARKANSAS	*	26:49	8-13	.615	4-6	.667	4-4	1.000	2	0	2	3.0	1	3	1	0	1	24	20.4
1.26.25	AT ALABAMA																			
1.30.25	AT FLORIDA																			
2.2.25	OLE MISS																			
2.6.25	AT TEXAS																			
2.13.25	MISSISSIPPI ST.																			
2.16.25	AT AUBURN																			
2.20.25	AT OKLAHOMA																			
2.23.25	SOUTH CAROLINA																			
2.27.25	TEXAS A&M																			
3.2.25	AT MISSOURI																			
TOTAL			20581:30	141-311	.453	45-141	.319	80-93	.860	30	30	60	3.0	45	65	54	7	48	407	20.4

CAREER STATS

YEAR	GP	GS	MIN	AVG	FG	FGA	PCT	3FG	3FGA	3PCT	FT	FTA	PCT	OFF	DEF	TOT	AVG	PF	FO	AST	TO	BLK	STL	PTS	AVG
2024-25	20	20	581	29.1	141	311	.453	45	141	.319	80	93	.860	30	30	60	3.0	45	0	65	54	7	48	407	20.4
CAREER	20	20	581	29.1	141	311	.453	45	141	.319	80	93	.860	30	30	60	3.0	45	0	65	54	7	48	407	20.4





2 JADA BROWN

@_jadabrown
 @brownjadaa
 @jadabrown_

G // 5-8 // Jr. // Bentonville, Ark. (Bentonville HS)

SEASON HIGHS

Points // 6, West Georgia (12/21/24)
FG Made // 2, West Georgia (12/21/24)
FG Attempts // 3, West Georgia (12/21/24)
3-Pt Made // 1 (2x), Last: West Georgia (12/21/24)
3-Pt Attempt // 2, West Georgia (12/21/24)
FT Made // 2, Lipscomb (11/4/24)
FT Attempt // 2 (2x), Last: West Georgia (12/21/24)
Rebounds // 2 (4x), Last: West Georgia (12/21/24)
Assists // 2, Alabama A&M (12/29/24)
Steals // 2 (2x), Last: West Georgia (12/21/24)
Blocks // --
Minutes // 13, Lipscomb (11/4/24)

CAREER HIGHS

Points // 12, vs. NC State (11/24/22)
FG Made // 4, vs. NC State (11/24/22)
FG Attempts // 12, Samford (11/10/22)
3-Pt Made // 4, vs. NC State (11/24/22)
3-Pt Attempt // 8, at LSU (01/01/23)
FT Made // 2 (7x), Last: Lipscomb (11/4/24)
FT Attempt // 2 (12x), Last: West Georgia (12/21/24)
Rebounds // 4 (4x), Last Radford (12/31/23)
Assists // 5, Tarleton State (11/15/22)
Steals // 2 (5x), Last: West Georgia (12/21/24)
Blocks // 1 (2x), Last: Florida (01/22/23)
Minutes // 42, Lipscomb (12/18/22)

- Appeared in 11 games off the bench in '24-25
- Shooting 54.5% from the field (6-of-11)
- Scored a season-high 6 pts in 10 min. vs. West Georgia
- Played in 59 career games with 22 starts at Vanderbilt
- Scored career-best 12 pts vs. NC State (11.24.22)
- SEC Winter Academic Honor Roll ('24)
- Majoring in Human & Organizational Development

SUPERLATIVES	24-25 CAREER	SUPERLATIVES	24-25 CAREER
10+ POINTS	-- 2	3+ STEALS	-- --
15+ POINTS	-- --	2+ BLOCKS	-- --
20+ POINTS	-- --	DOUBLE-DOUBLES	-- --
30+ POINTS	-- --	LED VANDY IN PTS	-- --
MADE 3+ 3-PT FG	-- 3	LED VANDY IN REB	-- --
10+ REBS	-- --	LED VANDY IN AST	-- 1
3+ ASSISTS	-- 1	LED VANDY IN STL	-- --
		LED VANDY IN BLK	-- --

GAME-BY-GAME

DATE	OPPONENT	GS	MIN	FGM/A	FG%	3FG/A	3P%	FTM/A	FG%	OFF	DEF	TOT	AVG	PF	AST	T/O	BLK	STL	PTS	AVG
11.4.24	LIPSCOMB		12:44	1-2	.500	0-0	.000	2-2	1.000	1	0	1	1.0	3	0	0	0	0	4	4.0
11.8.24	AUSTIN PEAY		08:06	0-1	.000	0-1	.000	0-0	.000	1	1	2	1.5	2	1	0	0	2	0	2.0
11.14.24	AT SOUTH FLORIDA		01:49	0-0	.000	0-0	.000	0-0	.000	0	0	0	1.0	0	0	0	0	0	0	1.3
11.17.24	BUTLER		03:55	0-1	.000	0-0	.000	0-0	.000	1	0	1	1.0	0	1	0	0	0	0	1.0
11.20.24	HAMPTON		03:57	0-0	.000	0-0	.000	0-0	.000	1	1	2	1.2	0	0	1	0	0	0	0.8
11.22.24	SAMFORD		02:55	0-0	.000	0-0	.000	0-0	.000	0	0	0	1.0	1	0	0	0	0	0	0.7
11.26.24	VS. ARIZONA																			
11.27.24	VS. MICHIGAN ST.																			
12.1.24	APPALACHIAN ST.		05:46	1-1	1.000	1-1	1.000	0-0	.000	0	2	2	1.1	0	1	0	0	1	3	1.0
12.4.24	AT MIAMI																			
12.14.24	EVANSVILLE		06:19	1-1	1.000	0-0	.000	0-0	.000	0	0	0	1.0	0	0	1	0	1	2	1.1
12.19.24	AT DAYTON																			
12.21.24	WEST GEORGIA		10:00	2-3	.667	1-2	.500	1-2	.500	0	2	2	1.1	1	0	0	0	2	6	1.7
12.29.24	ALABAMA A&M		04:01	0-0	.000	0-0	.000	0-0	.000	0	1	1	1.1	0	2	2	0	0	0	1.5
1.2.25	GEORGIA																			
1.5.25	KENTUCKY																			
1.9.25	AT OLE MISS																			
1.13.25	AT LSU																			
1.19.25	TENNESSEE																			
1.23.25	ARKANSAS		04:48	1-2	.500	0-1	.000	0-0	.000	0	1	1	1.1	0	0	2	0	0	2	1.5
1.26.25	AT ALABAMA																			
1.30.25	AT FLORIDA																			
2.2.25	OLE MISS																			
2.6.25	AT TEXAS																			
2.13.25	MISSISSIPPI STATE																			
2.16.25	AT AUBURN																			
2.20.25	AT OKLAHOMA																			
2.23.25	SOUTH CAROLINA																			
2.27.25	TEXAS A&M																			
3.2.25	AT MISSOURI																			
TOTAL		0	64:20	6-11	.545	2-5	.400	3-4	.750	4	8	12	1.1	7	5	6	0	6	17	1.5

CAREER STATS

YEAR	GP	GS	MIN	AVG	FG	FGA	PCT	3FG	3FGA	3PCT	FT	FTA	PCT	OFF	DEF	TOT	AVG	PF	FO	AST	TO	BLK	STL	PTS	AVG
2022-23	30	22	637	21.3	44	150	.293	32	105	.305	12	14	.857	13	19	32	1.1	35	0	24	44	1	14	132	4.4
2023-24	18	0	123	6.8	3	19	.158	2	15	.133	4	6	.667	2	9	11	0.6	12	0	7	6	0	2	12	0.7
2024-25	11	0	64	5.8	6	11	.545	2	5	.400	3	4	.750	4	8	12	1.1	7	0	5	6	0	6	17	1.5
CAREER	60	22	829	13.8	53	181	.293	36	126	.286	19	24	.792	19	36	55	0.9	54	0	36	56	1	22	161	2.7





4 MADISON GREENE

@mad1son_O4

@Mad1son_O4

G // 5-6 // So. // Columbus, Ohio (Pickerington Central HS)

SEASON HIGHS

Points // 25, at Dayton (12/19/24)
 FG Made // 7 (2x), Last: at Dayton (12/19/24)
 FG Attempts // 14, at Dayton (12/19/24)
 3-Pt Made // 5, at South Florida (11/14/24)
 3-Pt Attempt // 8, at South Florida (11/14/24)
 FT Made // 8, at Dayton (12/19/24)
 FT Attempt // 10, at Dayton (12/19/24)
 Rebounds // 6, Alabama A&M (12/29/24)
 Assists // 6, Samford (11/22/24)
 Steals // 6, Lipscomb (11/4/24)
 Blocks // 1, Austin Peay (11/8/24)
 Minutes // 37, at South Florida (11/14/24)

CAREER HIGHS

Points // 25, at Dayton (12/19/24)
 FG Made // 7 (2x), Last: at Dayton (12/19/24)
 FG Attempts // 14, at Dayton (12/19/24)
 3-Pt Made // 5, at South Florida (11/14/24)
 3-Pt Attempt // 8, at South Florida (11/14/24)
 FT Made // 8, at Dayton (12/19/24)
 FT Attempt // 10, at Dayton (12/19/24)
 Rebounds // 6, Alabama A&M (12/29/24)
 Assists // 6, Samford (11/22/24)
 Steals // 6, Lipscomb (11/4/24)
 Blocks // 1, Austin Peay (11/8/24)
 Minutes // 37, at South Florida (11/14/24)

- Leads the team in points off the bench at 9.3 ppg
- Scored a career-high 25 pts in a reserve role at Dayton (Dec. 19)
- Made her first career start at South Fla. (Nov. 14) and scored 15 pts with a career-best five 3-pt FG made
- Tallied double-digit pts off the bench in eight games
- First Dore since 2018 to score 25 pts off the bench (at Dayton - 12.19)
- Led the Dores in points off the bench in 12 games this season

	SUPERLATIVES	24-25 CAREER	SUPERLATIVES	24-25 CAREER
10+ POINTS	9	12	3+ STEALS	4 5
15+ POINTS	3	4	2+ BLOCKS	-- --
20+ POINTS	1	1	DOUBLE-DOUBLES	-- --
30+ POINTS	--	--	LED VANDY IN PTS	1 1
MADE 3+ 3-PT FG	2	3	LED VANDY IN REB	-- --
10+ REBS	--	--	LED VANDY IN AST	1 2
3+ ASSISTS	5	6	LED VANDY IN STL	3 4
			LED VANDY IN BLK	-- --

GAME-BY-GAME

DATE	OPPONENT	GS	MIN	FGM/A	FG%	3FG/A	3P%	FTM/A	FG%	OFF	DEF	TOT	AVG	PF	AST	T/O	BLK	STL	PTS	AVG
11.4.24	LIPSCOMB		28:25	6-10	.600	0-1	.000	2-2	1.000	0	5	5	5.0	2	4	4	0	6	14	14.0
11.8.24	AUSTIN PEAY		30:15	3-10	.300	1-1	1.000	6-6	1.000	1	3	4	4.5	2	3	2	1	2	13	13.5
11.14.24	AT SOUTH FLORIDA *		37:10	5-9	.556	5-8	.625	0-0	.000	2	2	4	4.3	1	1	3	0	1	15	14.0
11.17.24	BUTLER	*	20:20	0-2	.000	0-2	.000	0-0	.000	0	2	2	3.8	3	1	5	0	3	0	10.5
11.20.24	HAMPTON		22:50	4-6	.667	1-2	.500	2-2	1.000	0	2	2	3.4	3	1	1	0	1	11	10.6
11.22.24	SAMFORD		27:01	7-9	.778	0-0	.000	2-2	1.000	1	3	4	3.5	3	6	2	0	1	16	11.5
11.26.24	VS. ARIZONA	*	18:04	1-4	.250	0-2	.000	1-2	.500	2	1	3	3.4	2	0	4	0	0	3	10.3
11.27.24	VS. MICHIGAN ST.	*	28:38	2-8	.250	0-2	.000	0-0	.000	0	1	1	3.1	3	1	2	0	2	4	9.5
12.1.24	APPALACHIAN ST.		16:07	2-8	.250	1-5	.200	1-1	1.000	0	2	2	3.0	2	1	2	0	0	6	9.1
12.4.24	AT MIAMI		19:50	3-4	.750	1-1	1.000	0-0	.000	0	0	0	2.7	1	3	1	0	0	7	8.9
12.14.24	EVANSVILLE		21:51	1-5	.200	0-2	.000	2-2	1.000	1	2	3	2.7	1	1	0	0	3	4	8.5
12.19.24	AT DAYTON		31:31	7-14	.500	3-7	.429	8-10	.800	3	2	5	2.9	2	1	0	0	3	25	9.8
12.21.24	WEST GEORGIA		11:26	0-6	.000	0-1	.000	2-2	1.000	2	1	3	2.9	0	1	0	0	1	2	9.2
12.29.24	ALABAMA A&M		24:12	5-7	.714	1-3	.333	1-2	.500	1	5	6	3.1	0	2	3	0	1	12	9.4
1.2.25	GEORGIA		19:24	2-6	.333	1-2	.500	5-5	1.000	0	1	1	3.0	0	1	2	0	0	10	9.5
1.5.25	KENTUCKY		18:51	1-4	.250	0-1	.000	1-1	1.000	0	1	1	2.9	2	1	0	0	0	3	9.1
1.9.25	AT OLE MISS		20:22	2-5	.400	0-2	.000	5-6	.833	1	2	3	2.9	1	4	5	0	2	9	9.1
1.13.25	AT LSU		18:32	1-4	.250	0-2	.000	0-0	.000	0	2	2	2.8	4	1	1	0	0	2	8.7
1.19.25	TENNESSEE		22:04	2-6	.333	0-1	.000	0-0	.000	0	2	2	2.8	3	1	1	0	1	4	8.4
1.23.25	ARKANSAS		19:15	4-6	.667	2-2	1.000	0-0	.000	0	1	1	2.7	4	2	0	0	1	10	8.5
1.26.25	AT ALABAMA																			
1.30.25	AT FLORIDA																			
2.2.25	OLE MISS																			
2.6.25	AT TEXAS																			
2.13.25	MISSISSIPPI STATE																			
2.16.25	AT AUBURN																			
2.20.25	AT OKLAHOMA																			
2.23.25	SOUTH CAROLINA																			
2.27.25	TEXAS A&M																			
3.2.25	AT MISSOURI																			
TOTAL		4	456:08	58-133	.436	16-47	.340	38-43	.884	14	40	54	2.7	39	36	38	1	28	170	8.5

CAREER STATS

YEAR	GP	GS	MIN	AVG	FG	FGA	PCT	3FG	3FGA	3PCT	FT	FTA	PCT	OFF	DEF	TOT	AVG	PF	FO	AST	TO	BLK	STL	PTS	AVG
2023-24	11	0	217	19.7	31	73	.425	10	28	.357	4	6	.667	5	11	16	1.5	22	0	13	14	0	15	76	6.9
2024-25	20	4	456	22.8	58	133	.436	16	47	.340	38	43	.884	14	40	54	2.7	39	0	36	38	1	28	170	8.5
CAREER	31	4	673	21.7	89	206	.432	26	75	.347	42	49	.857	19	51	70	2.3	61	0	49	52	1	43	246	7.9





5 LEILANI KAPINUS

@leilani_kapinus
 @leilani_kapinus
 @leilani_kapinus

G // 5-10 // Gr. // Madison, Wis. (Penn State)**SEASON HIGHS**

Points // 11, Samford (11/22/24)
 FG Made // 5, Evansville (12/14/24)
 FG Attempts // 9 (2x), Last: Evansville (12/14/24)
 3-Pt Made // 2, Appalachian State (12/1/24)
 3-Pt Attempt // 4, Samford (11/22/24)
 FT Made // 5, vs. Arizona (11/26/24)
 FT Attempt // 6, vs. Arizona (11/26/24)
 Rebounds // 11, Evansville (12/14/24)
 Assists // 6, Samford (11/22/24)
 Steals // 6, Arkansas (01/23/25)
 Blocks // 2 (2x), vs. Arizona (11/26/24)
 Minutes // 26, Samford (11/22/24)

CAREER HIGHS

Points // 25, vs. Saint Francis (Pa.) (12/17/23)
 FG Made // 10, Navy (11/10/23)
 FG Attempts // 18, at Rutgers (02/13/22)
 3-Pt Made // 3 (2x), Last: vs. Iowa (03/08/24)
 3-Pt Attempt // 6, vs. Iowa (03/08/24)
 FT Made // 9, vs. Rutgers (03/02/22)
 FT Attempt // 12, at Iowa (01/14/23)
 Rebounds // 15, George Mason (03/21/24)
 Assists // 6 (2x), Last: Samford (11/22/24)
 Steals // 9, Fairfield (11/11/22)
 Blocks // 5, vs. Mississippi State (03/28/24)
 Minutes // 41, at Rutgers (01/26/23)

- Scored 1,115 career collegiate points over 114 games
- Collected two double-doubles this season
11 pts, 10 reb vs. Samford (Nov. 22) & 10 pts, 11 reb vs. Evansville (Dec. 14)
- Comes to Vanderbilt after a being a three-year starter at Penn State
- Scored 1,029 points, pulled down 610 rebounds, and dished out 210 assists in three seasons with the Nittany Lions
- Ranks ninth in Penn State history in steals per game (2.4) and blocks per game (1.1)

	SUPERLATIVES	24-25 CAREER	SUPERLATIVES	24-25 CAREER
10+ POINTS	3	62	3+ STEALS	6 43
15+ POINTS	--	24	2+ BLOCKS	2 29
20+ POINTS	--	6	DOUBLE-DOUBLES	2 14
30+ POINTS	--	--	LED VANDY IN PTS	-- --
MADE 3+ 3-PT FG	--	2	LED VANDY IN REB	1 1
10+ REBS	2	16	LED VANDY IN AST	2 2
3+ ASSISTS	4	45	LED VANDY IN STL	2 2
			LED VANDY IN BLK	6 6

GAME-BY-GAME

DATE	OPPONENT	GS	MIN	FGM/A	FG%	3FG/A	3P%	FTM/A	FG%	OFF	DEF	TOT	AVG	PF	AST	T/O	BLK	STL	PTS	AVG	
11.4.24	LIPSCOMB																				
DNP - INJURY																					
11.8.24	AUSTIN PEAY		21:15	3-8	.375	0-1	.000	1-1	1.000	2	4	6	6.0	1	1	2	2	1	7	7.0	
11.14.24	AT SOUTH FLORIDA		10:59	0-2	.000	0-1	.000	0-0	.000	0	0	0	3.0	2	0	1	0	0	0	3.5	
11.17.24	BUTLER		19:58	2-3	.667	0-0	.000	0-0	.000	0	0	0	2.0	1	2	2	1	3	4	3.7	
11.20.24	HAMPTON		17:23	3-4	.750	1-1	1.000	2-2	1.000	2	0	2	2.0	2	5	1	0	2	9	5.0	
11.22.24	SAMFORD		25:43	4-9	.444	1-4	.250	2-4	.500	7	3	10	3.6	2	6	1	1	4	11	6.2	
11.26.24	VS. ARIZONA		25:22	1-3	.333	0-1	.000	5-6	.833	1	2	3	3.5	2	1	0	2	3	7	6.3	
11.27.24	VS. MICHIGAN ST.		19:53	0-1	.000	0-0	.000	1-2	.500	0	3	3	3.4	1	1	1	1	2	1	5.6	
12.1.24	APPALACHIAN ST.		17:12	2-4	.500	2-3	.667	0-0	.000	2	5	7	3.9	2	3	0	0	3	6	5.6	
12.4.24	AT MIAMI		23:32	3-7	.429	0-1	.000	2-3	.667	3	1	4	3.9	4	2	0	0	1	8	5.9	
12.14.24	EVANSVILLE		22:19	5-9	.556	0-1	.000	0-0	.000	6	5	11	4.6	1	2	2	0	5	10	6.3	
12.19.24	AT DAYTON		11:25	0-3	.000	0-1	.000	0-0	.000	0	0	0	4.2	1	0	1	0	1	0	5.7	
12.21.24	WEST GEORGIA		23:40	4-7	.571	1-3	.333	1-1	1.000	0	1	1	3.9	3	4	2	1	1	10	6.1	
12.29.24	ALABAMA A&M		18:30	1-1	1.000	0-0	.000	0-0	.000	1	1	2	3.8	1	3	2	0	0	2	5.8	
1.2.25	GEORGIA		05:33	0-2	.000	0-2	.000	0-0	.000	1	0	1	3.6	0	0	1	0	0	0	5.4	
1.5.25	KENTUCKY		12:60	0-1	.000	0-1	.000	0-0	.000	0	2	2	3.5	1	0	1	0	0	0	5.0	
1.9.25	AT OLE MISS		17:37	1-2	.500	0-0	.000	0-1	.000	1	2	3	3.4	3	0	3	0	0	2	4.8	
1.13.25	AT LSU		11:12	0-0	.000	0-0	.000	2-2	1.000	1	1	2	3.4	4	1	1	0	0	2	4.6	
1.19.25	TENNESSEE		19:36	1-3	.333	0-1	.000	0-0	.000	2	3	5	3.4	1	2	0	1	0	2	4.5	
1.23.25	ARKANSAS		18:56	2-4	.500	1-2	.500	0-0	.000	2	4	6	3.6	1	3	2	1	6	5	4.5	
1.26.25	AT ALABAMA																				
1.30.25	AT FLORIDA																				
2.2.25	OLE MISS																				
2.6.25	AT TEXAS																				
2.13.25	MISSISSIPPI STATE																				
2.16.25	AT AUBURN																				
2.20.25	AT OKLAHOMA																				
2.23.25	SOUTH CAROLINA																				
2.27.25	TEXAS A&M																				
3.2.25	AT MISSOURI																				
TOTAL		0	343:06	32-73	.438	6-23	.261	16-22	.727	31	37	68	3.6	33	36	23	10	32	86	4.5	

CAREER STATS

YEAR	GP	GS	MIN	AVG	FG	FGA	PCT	3FG	3FGA	3PCT	FT	FTA	PCT	OFF	DEF	TOT	AVG	PF	FO	AST	TO	BLK	STL	PTS	AVG	
2020-21*																										
MISSED SEASON DUE TO INJURY																										
2021-22*	29	29	746	25.7	104	242	.430	13	56	.232	57	85	.671	45	120	165	5.7	85	2	46	74	33	59	278	9.6	
2022-22*	31	31	930	30.0	126	288	.438	10	54	.185	86	129	.667	53	155	208	6.7	98	7	90	111	31	97	348	11.2	
2023-24*	35	34	921	26.3	156	269	.580	25	61	.410	66	103	.641	43	194	237	6.8	105	6	74	89	45	72	403	11.5	
2024-25	19	0	343	18.1	32	73	.438	6	23	.261	16	22	.727	31	37	68	3.6	33	0	36	23	10	32	86	4.5	
VANDY	19	0	343	18.1	32	73	.438	6	23	.261	16	22	.727	31	37	68	3.6	33	0	36	23	10	32	86	4.5	
CAREER	114	94	2941	25.8	418	872	.479	54	194	.278	225	339	.664	172	506	678	5.9	321	15	246	297	119	260	1115	9.8	

* at Penn State





10 JANE NWABA

@jane11nwaba
@jane11nwaba
@janenwaba

G // 5-10 // Gr. // Carson, Calif. (Pepperdine)

SEASON HIGHS

Points // 13, Arkansas (01/23/25)
 FG Made // 5, Arkansas (01/23/25)
 FG Attempts // 10, Austin Peay (11/8/24)
 3-Pt Made // 3 (2x), Last: Arkansas (01/23/25)
 3-Pt Attempt // 4 (2x), Last: Arkansas (01/23/25)
 FT Made // 3 (2x), Last: Kentucky (01/05/25)
 FT Attempt // 4, Kentucky (01/05/25)
 Rebounds // 6 (2x), Last: Tennessee (01/19/25)
 Assists // 3, Lipscomb (11/4/24)
 Steals // 3, at LSU (01/13/25)
 Blocks // 3, Hampton (11/20/24)
 Minutes // 27, Georgia (01/02/25)

CAREER HIGHS

Points // 22, San Francisco (02/01/24)
 FG Made // 8, San Francisco (02/01/24)
 FG Attempts // 18, Pacific (02/22/24)
 3-Pt Made // 3 (2x), Last: Butler (11/17/24)
 3-Pt Attempt // 7, at Saint Mary's (01/07/23)
 FT Made // 8, Gonzaga (12/29/22)
 FT Attempt // 12, Cal State LA (12/29/23)
 Rebounds // 12 (3x), Last: at LMU (01/27/24)
 Assists // 8, at San Francisco (02/01/24)
 Steals // 4, Cal State LA (12/29/23)
 Blocks // 3, Hampton (11/20/24)
 Minutes // 40 (2x), Last: Gonzaga (02/24/24)

- Made 18 starts for the Commodores this season
- Scored a season-high 13 pts vs. Arkansas (Jan. 23)
- Played four seasons at Pepperdine
- Collected 11 career double-doubles, with nine coming during '23-24
- Averaged 10.0 pts, 6.9 reb, 2.6 ast her the last 2 seasons at Pepperdine
- Appeared in 125 games with 82 starts in her collegiate career

	SUPERLATIVES	24-25 CAREER	SUPERLATIVES	24-25 CAREER
10+ POINTS	3	39	3+ STEALS	1 9
15+ POINTS	--	9	2+ BLOCKS	2 10
20+ POINTS	--	1	DOUBLE-DOUBLES	-- 11
30+ POINTS	--	--	LED VANDY IN PTS	-- --
MADE 3+ 3-PT FG	2	3	LED VANDY IN REB	-- --
10+ REBS	--	14	LED VANDY IN AST	-- --
3+ ASSISTS	2	32	LED VANDY IN STL	2 2
			LED VANDY IN BLK	3 3

GAME-BY-GAME

DATE	OPPONENT	GS	MIN	FGM/A	FG%	3FG/A	3P%	FTM/A	FG%	OFF	DEF	TOT	AVG	PF	AST	T/O	BLK	STL	PTS	AVG
11.4.24	LIPSCOMB	*	22:39	3-4	.750	0-0	.000	0-0	.000	1	5	6	6.0	2	3	1	0	1	6	6.0
11.8.24	AUSTIN PEAY	*	20:30	4-10	.400	0-2	.000	1-1	1.000	3	0	3	4.5	1	2	0	2	2	9	7.5
11.14.24	AT SOUTH FLORIDA	*	22:54	2-7	.286	0-2	.000	0-0	.000	0	3	3	4.0	1	1	1	0	1	4	6.3
11.17.24	BUTLER	*	25:51	3-4	.750	3-3	1.000	0-0	.000	2	2	4	4.0	2	1	2	1	1	9	7.0
11.20.24	HAMPTON	*	15:51	3-5	.600	0-2	.000	2-2	1.000	0	1	1	3.4	0	1	2	3	1	8	7.2
11.22.24	SAMFORD	*	13:59	3-5	.600	0-0	.000	2-3	.667	2	1	3	3.3	1	0	0	0	1	8	7.3
11.26.24	VS. ARIZONA		03:30	0-0	.000	0-0	.000	1-2	.500	0	0	0	2.9	1	0	1	0	0	1	6.4
11.27.24	VS. MICHIGAN ST.		02:41	0-0	.000	0-0	.000	0-0	.000	0	0	0	2.5	0	0	1	0	0	0	5.6
12.4.24	APPALACHIAN ST.	*	22:12	4-5	.800	2-2	1.000	2-2	1.000	2	3	5	2.8	1	1	0	1	2	12	6.3
12.1.24	AT MIAMI	*	09:01	1-3	.333	0-2	.000	0-0	.000	1	0	1	2.6	2	1	0	0	0	2	5.9
12.14.24	EVANSVILLE	*	15:30	1-5	.200	0-3	.000	0-0	.000	1	0	1	2.5	0	2	0	0	1	2	5.5
12.19.24	AT DAYTON	*	11:38	1-2	.500	0-1	.000	1-1	1.000	1	1	2	2.4	0	0	0	0	0	3	5.3
12.21.24	WEST GEORGIA	*	15:03	2-2	1.000	1-1	1.000	0-0	.000	1	1	2	2.4	1	1	1	0	1	5	5.3
12.29.24	ALABAMA A&M	*	18:31	3-4	.750	0-1	.000	3-3	1.000	1	2	3	2.4	2	2	1	0	0	9	5.6
1.2.25	GEORGIA	*	26:49	3-8	.375	2-4	.500	2-2	1.000	1	3	4	2.5	2	4	2	0	0	10	5.9
1.5.25	KENTUCKY	*	16:29	1-5	.200	1-3	.333	3-4	.750	3	1	4	2.6	3	0	0	0	0	6	5.9
1.9.25	AT OLE MISS	*	10:43	1-1	1.000	0-0	.000	0-0	.000	0	0	0	2.5	0	0	1	0	1	2	5.6
1.13.25	AT LSU	*	17:47	1-3	.333	0-0	.000	2-2	1.000	0	1	1	2.4	3	2	1	0	3	4	5.6
1.19.25	TENNESSEE	*	14:11	1-5	.200	0-1	.000	0-0	.000	2	4	6	2.6	2	1	1	0	1	2	5.4
1.23.25	ARKANSAS	*	18:29	5-8	.625	3-4	.750	0-0	.000	1	1	2	2.6	1	0	0	0	2	13	5.8
1.26.25	AT ALABAMA																			
1.30.25	AT FLORIDA																			
2.2.25	OLE MISS																			
2.6.25	AT TEXAS																			
2.13.25	MISSISSIPPI STATE																			
2.16.25	AT AUBURN																			
2.20.25	AT OKLAHOMA																			
2.23.25	SOUTH CAROLINA																			
2.27.25	TEXAS A&M																			
3.2.25	AT MISSOURI																			
TOTAL		18	324:16	42-86	.488	12-31	.387	19-22	.864	22	29	51	2.6	25	22	15	7	18	115	5.8

CAREER STATS

YEAR	GP	GS	MIN	AVG	FG	FGA	PCT	3FG	3FGA	3PCT	FT	FTA	PCT	OFF	DEF	TOT	AVG	PF	FO	AST	TO	BLK	STL	PTS	AVG
2020-21*	23	1	335	14.6	35	76	.461	0	3	.000	10	25	.400	35	42	77	3.3	27	0	12	24	5	19	80	3.5
2021-22*	23	4	364	15.8	45	100	.450	5	24	.208	17	23	.739	26	51	77	3.3	51	4	21	27	10	16	112	4.9
2022-22*	29	29	920	31.7	95	244	.389	18	69	.261	61	94	.649	79	98	177	6.1	76	2	70	65	10	28	269	9.3
2023-24*	30	30	930	31.0	131	314	.417	12	54	.222	47	84	.560	79	149	228	7.6	74	1	84	122	19	39	321	10.7
2024-25	20	18	324	16.2	42	86	.488	12	31	.387	19	22	.864	22	29	51	2.6	25	0	22	15	7	18	115	5.8
VANDY	20	18	324	16.2	42	86	.488	12	31	.387	19	22	.864	22	29	51	2.6	25	0	22	15	7	18	115	5.8
CAREER	125	82	2874	23.0	348	820	.424	47	181	.260	154	248	.621	241	369	610	4.9	253	7	209	253	51	120	897	7.2

* at Pepperdine



11 JORDYN OLIVER

@jordynoliver11
 @jordynoliver11
 @jordynoliver11

G // 5-10 // Gr. // Prosper, Texas (Baylor • Duke)

SEASON HIGHS

Points // 10, vs. Michigan St. (11/27/24)
 FG Made // 5, vs. Michigan St. (11/27/24)
 FG Attempts // 10, Samford (11/22/24)
 3-Pt Made // --
 3-Pt Attempt // --
 FT Made // 2 (2x), Last: App State (12/1/24)
 FT Attempt // 2 (3x), Last: App State (12/1/24)
 Rebounds // 10, Georgia (01/02/24)
 Assists // 11, Georgia (01/02/24)
 Steals // 4, West Georgia (12/21/24)
 Blocks // 3 (2x), Last: West Georgia (12/21/24)
 Minutes // 38, (2x), Last: Georgia (01/02/24)

CAREER HIGHS

Points // 15 (2x), Last: Western Kentucky (11/15/23)
 FG Made // 7, Western Kentucky (11/15/23)
 FG Attempts // 11, vs. Jackson State (03/21/21)
 3-Pt Made // 1 (3x), Last: Northern Iowa (11/25/23)
 3-Pt Attempt // 2 (2x), Last: at Kansas (01/15/20)
 FT Made // 4, Grambling State (11/08/19)
 FT Attempt // 6, Grambling State (11/08/19)
 Rebounds // 11 (2x), Last: Northern Iowa (11/25/23)
 Assists // 11, Georgia (01/02/24)
 Steals // 4 (3x), Last: West Georgia (12/21/24)
 Blocks // 3 (3x), Last: West Georgia (12/21/24)
 Minutes // 38, (2x), Last: Georgia (01/02/24)

- Ranks 14th in the nation in assist-to-turnover ratio at 2.82
- Collected a double-double w/ 11 ast & 10 reb vs. Georgia (Jan. 2)
- First Dore to post a double-double via ast & reb since 1999-00
- One of two players to start every game this season - M. Blakes
- Started in 43 of the 52 games she has played in at Vanderbilt
- Spent two seasons at Baylor ('19-21) then two years at Duke ('21-23)
- ESPN 5-Star Recruit & McDonald's All-American ('19)

SUPERLATIVES		24-25 CAREER		SUPERLATIVES		24-25 CAREER	
10+ POINTS	1	11		3+ STEALS	4	10	
15+ POINTS	--	2		2+ BLOCKS	2	5	
20+ POINTS	--	--		DOUBLE-DOUBLES	--	3	
30+ POINTS	--	--		LED VANDY IN PTS	--	1	
MADE 3+ 3-PT FG	--	--		LED VANDY IN REB	3	7	
10+ REBS	1	4		LED VANDY IN AST	9	19	
3+ ASSISTS	13	54		LED VANDY IN STL	2	7	
				LED VANDY IN BLK	4	9	

GAME-BY-GAME

DATE	OPPONENT	GS	MIN	FGM/A	FG%	3FG/A	3P%	FTM/A	FG%	OFF	DEF	TOT	AVG	PF	AST	T/O	BLK	STL	PTS	AVG	
11.4.24	LIPSCOMB	*	19:02	1-2	.500	0-0	.000	0-0	.000	3	1	4	4.0	1	2	2	0	0	2	2.0	
11.8.24	AUSTIN PEAY	*	23:00	1-4	.250	0-0	.000	2-2	1.000	2	5	7	5.5	1	2	1	0	0	4	3.0	
11.14.24	AT SOUTH FLORIDA	*	29:24	2-7	.286	0-0	.000	0-0	.000	4	3	7	6.0	1	3	1	0	2	4	3.3	
11.17.24	BUTLER	*	32:48	1-3	.333	0-0	.000	0-0	.000	1	2	3	5.3	2	6	1	0	2	2	3.0	
11.20.24	HAMPTON	*	18:18	2-4	.500	0-0	.000	0-0	.000	2	1	3	4.8	0	3	1	0	0	4	3.2	
11.22.24	SAMFORD	*	24:30	3-10	.300	0-0	.000	1-2	.500	3	4	7	5.2	1	3	0	0	1	7	3.8	
11.26.24	VS. ARIZONA	*	36:55	1-4	.250	0-0	.000	0-0	.000	4	4	8	5.6	1	0	3	0	2	2	3.6	
11.27.24	VS. MICHIGAN ST.	*	37:19	5-7	.714	0-0	.000	0-0	.000	2	4	6	5.6	2	4	3	1	3	10	4.4	
12.1.24	APPALACHIAN ST.	*	19:48	3-4	.750	0-0	.000	2-2	1.000	2	1	3	5.3	0	4	0	0	0	8	4.8	
12.4.24	AT MIAMI	*	37:06	1-3	.333	0-0	.000	0-0	.000	3	6	9	5.7	0	4	2	0	0	2	4.5	
12.14.24	EVANSVILLE	*	24:38	3-4	.750	0-0	.000	0-0	.000	2	2	4	5.5	2	1	2	0	3	6	4.6	
12.19.24	AT DAYTON	*	38:20	2-4	.500	0-0	.000	2-2	1.000	3	2	5	5.5	2	7	1	3	1	6	4.8	
12.21.24	WEST GEORGIA	*	17:45	0-0	.000	0-0	.000	0-0	.000	1	1	2	5.2	0	2	2	3	4	0	4.4	
12.29.24	ALABAMA A&M	*	31:09	2-5	.400	0-0	.000	0-0	.000	1	6	7	5.4	2	8	1	0	3	4	4.4	
1.2.25	GEORGIA	*	38:13	2-2	1.000	0-0	.000	0-0	.000	3	7	10	5.7	2	11	1	1	1	4	4.3	
1.5.25	KENTUCKY	*	33:16	2-3	.667	0-0	.000	1-1	1.000	3	6	9	5.9	2	3	0	0	1	5	4.4	
1.9.25	AT OLE MISS	*	32:40	0-2	.000	0-0	.000	0-0	.000	1	2	3	5.7	0	6	2	0	1	0	4.1	
1.13.25	AT LSU	*	33:55	3-3	1.000	0-0	.000	0-0	.000	1	2	3	5.6	1	2	1	0	0	6	4.2	
1.19.25	TENNESSEE	*	34:01	1-4	.250	0-1	.000	0-0	.000	0	4	4	5.5	1	2	2	1	1	2	4.1	
1.23.25	ARKANSAS	*	26:01	1-3	.333	0-0	.000	0-0	.000	0	4	4	5.4	0	6	2	0	0	2	4.0	
1.26.25	AT ALABAMA																				
1.30.25	AT FLORIDA																				
2.2.25	OLE MISS																				
2.6.25	AT TEXAS																				
2.13.25	MISSISSIPPI STATE																				
2.16.25	AT AUBURN																				
2.20.25	AT OKLAHOMA																				
2.23.25	SOUTH CAROLINA																				
2.27.25	TEXAS A&M																				
3.2.25	AT MISSOURI																				
TOTAL			20	588:07	36-78	.462	0-1	.000	8-9	.889	41	67	108	5.4	21	79	28	9	25	80	4.0

CAREER STATS

YEAR	GP	GS	MIN	AVG	FG	FGA	PCT	3FG	3FGA	3PCT	FT	FTA	PCT	OFF	DEF	TOT	AVG	PF	FO	AST	TO	BLK	STL	PTS	AVG
2019-20*	23	0	220	9.6	25	62	.403	2	9	.222	13	31	.419	5	33	38	1.7	19	0	54	26	9	9	65	2.8
2020-21*	25	3	279	11.2	42	80	.525	0	0	.000	16	27	.593	25	37	62	2.5	19	0	50	19	8	19	100	4.0
2021-22^																									
2022-23^	33	7	571	17.3	56	121	.463	0	2	.000	12	32	.375	27	89	116	3.5	28	0	63	38	9	31	124	3.8
2023-24	32	23	852	26.6	76	131	.580	1	2	.500	16	26	.615	58	100	158	4.9	42	0	92	47	9	33	169	5.3
2024-25	20	20	588	29.4	36	78	.462	0	1	.000	8	9	.889	41	67	108	5.4	21	0	79	28	9	25	80	4.0
VANDY	52	43	1440	27.7	112	209	.536	1	3	.333	24	35	.686	99	167	266	5.1	63	0	171	75	18	58	249	4.8
CAREER	133	53	2511	18.9	235	472	.498	3	14	.214	65	125	.520	156	326	482	3.6	129	0	338	158	44	117	538	4.0

*at Baylor ^at Duke



12 KHAMIL PIERRE

@khamil.Pierre

@KhamilPierre

F // 6-2 // So. // Phoenix, Ariz. (Perry HS)

SEASON HIGHS

Points // 42, Evansville (12/14/24)
 FG Made // 19, Evansville (12/14/24)
 FG Attempts // 28, Evansville (12/14/24)
 3-Pt Made // --
 3-Pt Attempt // 2, Georgia (01/02/25)
 FT Made // 12, Tennessee (01/19/25)
 FT Attempt // 14, Tennessee (01/19/25)
 Rebounds // 18, Evansville (12/14/24)
 Assists // 5 (2x), Last: Kentucky (01/05/25)
 Steals // 8, Evansville (12/14/24)
 Blocks // 1 (6x), Last: Arkansas (01/23/25)
 Minutes // 37 Kentucky (01/05/25)

CAREER HIGHS

Points // 42, Evansville (12/14/24)
 FG Made // 19, Evansville (12/14/24)
 FG Attempts // 28, Evansville (12/14/24)
 3-Pt Made // 1 (2x), Last: at Texas A&M (02/15/24)
 3-Pt Attempt // 2, Georgia (01/02/25)
 FT Made // 12, Tennessee (01/19/25)
 FT Attempt // 14, Tennessee (01/19/25)
 Rebounds // 18, Evansville (12/14/24)
 Assists // 5 (2x), Last: Kentucky (01/05/25)
 Steals // 8, Evansville (12/14/24)
 Blocks // 2 (4x), Last: vs. Florida (03/07/24)
 Minutes // 37 Kentucky (01/05/25)

- Wooden Award Midseason Top 25 Watch List
- Third in NCAA Division I in field goals made (177)
- Comes into Sunday on a 22-game double-digit scoring streak
- Collected 11 double-doubles which is the fourth-most in NCAA D1
- Scored a school-record 42 pts vs. Evansville (Dec. 14)
- USBWA National Players of the Week Team (Dec. 17)
- Two-time SEC Player of the Week (Nov. 26 & Dec. 17)

SUPERLATIVES		24-25 CAREER		SUPERLATIVES		24-25 CAREER	
10+ POINTS	19	33	3+ STEALS	12	15		
15+ POINTS	16	22	2+ BLOCKS	--	4		
20+ POINTS	12	13	DOUBLE-DOUBLES	11	15		
30+ POINTS	1	1	LED VANDY IN PTS	9	13		
40+ POINTS	1	1	LED VANDY IN REB	17	25		
10+ REBS	11	15	LED VANDY IN AST	3	3		
3+ ASSISTS	8	10	LED VANDY IN STL	9	12		
			LED VANDY IN BLK	3	10		

GAME-BY-GAME

DATE	OPPONENT	GS	MIN	FGM/A	FG%	3FG/A	3P%	FTM/A	FG%	OFF	DEF	TOT	AVG	PF	AST	T/O	BLK	STL	PTS	AVG	
11.4.24	LIPSCOMB	*	23:39	12-17	.706	0-0	.000	1-1	1.000	6	8	14	14.0	4	1	2	0	5	25	25.0	
11.8.24	AUSTIN PEAY	*	18:11	5-9	.556	0-0	.000	3-5	.600	3	7	10	12.0	0	0	2	0	0	13	19.0	
11.14.24	AT SOUTH FLORIDA	*	27:40	8-16	.500	0-1	.000	1-2	.500	2	8	10	11.3	2	0	1	0	1	17	18.3	
11.17.24	BUTLER	*	23:18	9-15	.600	0-1	.000	6-8	.750	2	6	8	10.5	2	3	1	0	4	24	19.8	
11.20.24	HAMPTON	*	27:20	7-14	.500	0-0	.000	1-1	1.000	6	6	12	10.8	2	0	1	0	3	15	18.8	
11.22.24	SAMFORD	*	23:46	10-16	.625	0-0	.000	1-3	.333	4	8	12	11.0	2	1	2	0	4	21	19.2	
11.26.24	VS. ARIZONA	*	36:12	10-18	.556	0-0	.000	5-9	.556	3	12	15	11.6	3	3	5	0	7	25	20.0	
11.27.24	VS. MICHIGAN ST.	*	29:15	8-14	.571	0-0	.000	3-5	.600	4	2	6	10.9	5	4	1	0	4	19	19.9	
12.1.24	APPALACHIAN ST.																				
12.4.24	AT MIAMI	*	35:45	11-17	.647	0-0	.000	6-8	.750	8	5	13	11.1	3	0	3	0	4	28	20.8	
12.14.24	EVANSVILLE	*	32:32	19-28	.679	0-0	.000	4-6	.667	9	9	18	11.8	4	1	1	1	8	42	22.9	
12.19.24	AT DAYTON	*	29:31	7-19	.368	0-0	.000	0-0	.000	5	5	10	11.6	2	5	0	0	4	14	22.1	
12.21.24	WEST GEORGIA	*	22:43	10-15	.667	0-0	.000	3-4	.750	4	6	10	11.5	4	3	1	1	3	23	22.2	
12.29.24	ALABAMA A&M	*	29:22	13-19	.684	0-0	.000	3-5	.600	5	2	7	11.2	2	4	1	1	4	29	22.7	
1.2.25	GEORGIA	*	29:55	11-20	.550	0-2	.000	6-7	.857	1	7	8	10.9	4	2	0	1	1	28	23.1	
1.5.25	KENTUCKY	*	37:21	8-22	.364	0-1	.000	3-4	.750	5	6	11	10.9	4	5	0	0	0	19	22.8	
1.9.25	AT OLE MISS	*	25:36	5-12	.417	0-0	.000	1-3	.333	1	2	3	10.4	4	1	0	1	2	11	22.1	
1.13.25	AT LSU	*	39:39	12-24	.500	0-0	.000	4-6	.667	1	7	8	10.3	1	2	1	0	1	28	22.4	
1.19.25	TENNESSEE	*	34:40	4-10	.400	1-1	1.000	12-14	.857	0	8	8	10.2	2	2	2	0	0	21	22.3	
1.23.25	ARKANSAS	*	28:51	8-12	.667	0-1	.000	4-6	.667	1	8	9	0.1	2	4	2	1	4	20	22.2	
1.26.25	AT ALABAMA																				
1.30.25	AT FLORIDA																				
2.2.25	OLE MISS																				
2.6.25	AT TEXAS																				
2.13.25	MISSISSIPPI STATE																				
2.16.25	AT AUBURN																				
2.20.25	AT OKLAHOMA																				
2.23.25	SOUTH CAROLINA																				
2.27.25	TEXAS A&M																				
3.2.25	AT MISSOURI																				
TOTAL			19	555:15	177-317	.558	1-7	.143	67-97	.691	70	122	192	10.1	52	41	26	6	59	422	22.2

CAREER STATS

YEAR	GP	GS	MIN	AVG	FG	FGA	PCT	3FG	3FGA	3PCT	FT	FTA	PCT	OFF	DEF	TOT	AVG	PF	FO	AST	TO	BLK	STL	PTS	AVG
2023-24	33	11	634	19.2	112	267	.419	2	9	.222	68	102	.667	63	112	175	5.3	86	2	22	55	15	33	294	8.9
2024-25	19	19	555	22.9	177	317	.558	1	7	.143	67	97	.691	70	122	192	10.1	52	1	41	26	6	59	422	22.2
CAREER	52	30	1189	22.9	289	584	.495	3	16	.188	135	199	.678	133	234	367	7.1	138	3	63	81	21	92	716	13.8





13 JUSTINE PISSOTT

@justinepissott
 @j.usssssyyy
 @justinepissott

G/F // 6-4 // Jr. // Toms River, N.J. (Tennessee)

SEASON HIGHS

Points // 6, Samford (11/22/24)
FG Made // 2 (2x), Last: Arkansas (01/23/25)
FG Attempts // 5 (2x), Last: Arkansas (01/23/25)
3-Pt Made // 2, Samford (11/22/24)
3-Pt Attempt // 4, Arkansas (01/23/25)
FT Made // 2, Butler (11/17/24)
FT Attempt // 2 (2x), Last: West Georgia (12/21/24)
Rebounds // 7, Appalachian State (12/1/24)
Assists // 1 (4x), Last: Arkansas (01/23/25)
Steals // 1 (3x), Last: West Georgia (12/21/24)
Blocks // --
Minutes // 14, Butler (11/17/24)

CAREER HIGHS

Points // 17, Dayton (12/20/23)
FG Made // 6, Dayton (12/20/23)
FG Attempts // 13, Radford (12/31/23)
3-Pt Made // 5, Dayton (12/20/23)
3-Pt Attempt // 8, Georgia (03/03/24)
FT Made // 3, vs. Alabama State (11/20/23)
FT Attempt // 3, vs. Alabama State (11/20/23)
Rebounds // 7, Appalachian State (12/1/24)
Assists // 4 (2x), Last: at UT Martin (11/09/23)
Steals // 2 (2x), Last: at Missouri (02/29/24)
Blocks // 3, at UT Martin (11/09/23)
Minutes // 33 (2x), Last: Georgia (03/03/24)

- Played in 12 games this season
- Pulled down a career-high 7 reb. vs. App State (Dec. 1)
- Scored a season-high six points vs. Samford (Dec. 22)
- Appeared in 45 games and made 28 starts at Vanderbilt
- Averages 1.3 3-pt FGM per game in her Vandy career
- Transferred to Vanderbilt after one season at Tennessee
- ESPN 5-Star Recruit & McDonald's All-American ('22)

SUPERLATIVES	24-25 CAREER	SUPERLATIVES	24-25 CAREER
10+ POINTS	-- 8	3+ STEALS	-- --
15+ POINTS	-- 2	2+ BLOCKS	-- 2
20+ POINTS	-- --	DOUBLE-DOUBLES	-- --
30+ POINTS	-- --	LED VANDY IN PTS	-- --
MADE 3+ 3-PT FG	-- 10	LED VANDY IN REB	1 1
10+ REBS	-- --	LED VANDY IN AST	-- --
3+ ASSISTS	-- 3	LED VANDY IN STL	-- --
		LED VANDY IN BLK	-- 9

GAME-BY-GAME

DATE	OPPONENT	GS	MIN	FGM/A	FG%	3FG/A	3P%	FTM/A	FG%	OFF	DEF	TOT	AVG	PF	AST	T/O	BLK	STL	PTS	AVG	
11.4.24	LIPSCOMB																				
11.8.24	AUSTIN PEAY																				
11.14.24	AT SOUTH FLORIDA																				
11.17.24	BUTLER		14:22	1-4	.250	0-2	.000	2-2	1.000	2	4	6	6.0	2	0	1	0	0	4	4.0	
11.20.24	HAMPTON		09:51	1-5	.200	1-3	.333	0-0	.000	1	1	2	4.0	2	0	0	0	1	3	3.5	
11.22.24	SAMFORD		05:59	2-2	1.000	2-2	1.000	0-0	.000	0	0	0	2.7	0	0	0	0	0	6	4.3	
11.26.24	VS. ARIZONA		04:06	1-2	.500	0-1	.000	0-0	.000	0	0	0	2.0	0	0	0	0	0	2	3.8	
11.27.24	VS. MICHIGAN ST.		04:53	0-1	.000	0-1	.000	0-0	.000	0	1	1	1.8	0	1	0	0	1	0	3.0	
12.1.24	APPALACHIAN ST.		16:19	1-7	.143	1-6	.167	0-0	.000	2	5	7	2.7	0	1	0	0	0	3	3.0	
12.4.24	AT MIAMI																				
12.14.24	EVANSVILLE		07:29	1-3	.333	0-1	.000	0-0	.000	1	0	1	2.4	0	0	0	0	0	2	2.9	
12.19.24	AT DAYTON																				
12.21.24	WEST GEORGIA		11:13	1-2	.500	1-1	1.000	0-2	.000	1	4	5	2.8	1	1	1	0	1	3	2.9	
12.29.24	ALABAMA A&M		04:01	1-1	1.000	0-0	.000	0-0	.000	0	0	0	2.4	0	0	0	0	0	2	2.8	
1.2.25	GEORGIA																				
1.5.25	KENTUCKY																				
1.9.25	AT OLE MISS		04:09	0-1	.000	0-1	.000	0-0	.000	0	0	0	2.2	0	0	1	0	0	0	2.5	
1.13.25	AT LSU																				
1.19.25	TENNESSEE		03:24	0-0	.000	0-0	.000	0-0	.000	0	0	0	2.0	0	0	0	0	0	0	2.3	
1.23.25	ARKANSAS		10:55	2-5	.400	1-4	.250	0-0	.000	1	3	4	2.2	1	1	0	1	0	5	2.5	
1.26.25	AT ALABAMA																				
1.30.25	AT FLORIDA																				
2.2.25	OLE MISS																				
2.6.25	AT TEXAS																				
2.13.25	MISSISSIPPI STATE																				
2.16.25	AT AUBURN																				
2.20.25	AT OKLAHOMA																				
2.23.25	SOUTH CAROLINA																				
2.27.25	TEXAS A&M																				
3.2.25	AT MISSOURI																				
TOTAL		0	96:41	11-33	.333	6-22	.273	2-4	.500	8	18	26	2.2	6	4	3	1	3	30	2.5	

CAREER STATS

YEAR	GP	GS	MIN	AVG	FG	FGA	PCT	3FG	3FGA	3PCT	FT	FTA	PCT	OFF	DEF	TOT	AVG	PF	FO	AST	TO	BLK	STL	PTS	AVG
2022-23*	27	0	189	7.0	20	60	.333	12	46	.261	2	2	1.000	6	20	26	1.0	20	0	10	12	4	1	54	2.0
2023-24	33	28	698	21.2	80	225	.356	52	141	.369	12	16	.750	14	57	71	2.2	54	1	25	40	17	10	224	6.8
2024-25	12	0	97	8.1	11	33	.333	6	22	.273	2	4	.500	8	18	26	2.2	6	0	4	3	1	3	30	2.5
VANDY	45	28	795	17.7	91	258	.353	58	163	.356	14	20	.700	22	75	97	2.2	60	1	29	43	18	13	254	5.6
CAREER	72	28	984	13.7	111	318	.349	70	209	.335	16	22	.727	28	95	123	1.7	80	1	39	55	22	14	308	4.3

*at Tennessee



14 AIYANA MITCHELL

@AiyanaMitchell17
@aiyanamitchell12
@aiyanajm22

F // 6-4 // So. // Colorado Springs, Colo. (Fountain-Fort Carson HS)

SEASON HIGHS

Points // 10 (2x), Last: Appalachian St. (12/1/24)
 FG Made // 4 (2x), Last: Appalachian St. (12/1/24)
 FG Attempts // 10, Appalachian St. (12/1/24)
 3-Pt Made // --
 3-Pt Attempt // --
 FT Made // 5, vs. Arizona (11/26/24)
 FT Attempt // 6, vs. Arizona (11/26/24)
 Rebounds // 6 (2x), Last: Appalachian St. (12/1/24)
 Assists // 2, West Georgia (12/21/24)
 Steals // 3, Samford (11/22/24)
 Blocks // 2 (2x), Last: West Georgia (12/21/24)
 Minutes // 20, Appalachian St. (12/1/24)

CAREER HIGHS

Points // 10 (2x), Last: Appalachian St. (12/1/24)
 FG Made // 4 (2x), Last: Appalachian St. (12/1/24)
 FG Attempts // 10, Appalachian St. (12/1/24)
 3-Pt Made // --
 3-Pt Attempt // --
 FT Made // 5, vs. Arizona (11/26/24)
 FT Attempt // 6, vs. Arizona (11/26/24)
 Rebounds // 6 (2x), Last: Appalachian St. (12/1/24)
 Assists // 2, West Georgia (12/21/24)
 Steals // 3, Samford (11/22/24)
 Blocks // 2 (2x), Last: West Georgia (12/21/24)
 Minutes // 20, Appalachian St. (12/1/24)

- Scored a career-high 10 points vs. Samford (Nov. 22) & App State (Dec. 1)
- Made her first career start vs. App State on Dec. 1 and matched her career-high in points scored with 10 pts
- Recorded a career-best 6 reb vs. Mich. State (Nov. 27) & App State (Dec. 1)
- Averaging a career-high 4.5 ppg and 3.1 rpg in 20 games in '24-25
- Scored in all but two games she has played in this season
- Appeared in 15 games as a true freshman

SUPERLATIVES	24-25 CAREER	SUPERLATIVES	24-25 CAREER
10+ POINTS	2	3+ STEALS	--
15+ POINTS	--	2+ BLOCKS	2
20+ POINTS	--	DOUBLE-DOUBLES	--
30+ POINTS	--	LED VANDY IN PTS	--
MADE 3+ 3-PT FG	--	LED VANDY IN REB	1
10+ REBS	--	LED VANDY IN AST	--
3+ ASSISTS	--	LED VANDY IN STL	1
		LED VANDY IN BLK	5

GAME-BY-GAME

DATE	OPPONENT	GS	MIN	FGM/A	FG%	3FG/A	3P%	FTM/A	FG%	OFF	DEF	TOT	AVG	PF	AST	T/O	BLK	STL	PTS	AVG
11.4.24	LIPSCOMB		11:58	3-4	.750	0-0	.000	2-5	.400	1	1	2	2.0	0	0	0	1	0	8	8.0
11.8.24	AUSTIN PEAY		16:19	2-4	.500	0-0	.000	1-2	.500	2	2	4	3.0	2	0	0	0	0	5	6.5
11.14.24	AT SOUTH FLORIDA		12:20	1-3	.333	0-0	.000	0-0	.000	3	2	5	3.7	1	0	0	0	1	2	5.0
11.17.24	BUTLER		14:11	3-5	.600	0-0	.000	0-1	.000	4	1	5	4.0	0	1	3	0	0	6	5.3
11.20.24	HAMPTON		12:33	2-2	1.000	0-0	.000	0-0	.000	0	1	1	3.4	0	1	0	0	0	4	5.0
11.22.24	SAMFORD		14:45	4-8	.500	0-0	.000	2-4	.500	2	0	2	3.2	2	0	1	1	3	10	5.8
11.26.24	VS. ARIZONA		04:01	0-0	.000	0-0	.000	5-6	.833	2	0	2	3.0	3	0	1	0	0	5	5.7
11.27.24	VS. MICHIGAN ST.		10:45	3-3	1.000	0-0	.000	0-0	.000	2	4	6	3.4	4	0	2	1	1	6	5.8
12.1.24	APPALACHIAN ST. *		20:01	4-10	.400	0-0	.000	2-2	1.000	4	2	6	3.7	2	0	0	0	0	10	6.2
12.4.24	AT MIAMI		02:11	1-1	1.000	0-0	.000	0-0	.000	0	0	0	3.3	2	0	1	0	0	2	5.8
12.14.24	EVANSVILLE		12:17	2-3	.667	0-0	.000	0-0	.000	1	3	4	3.4	1	0	0	2	2	4	5.6
12.19.24	AT DAYTON		12:09	1-1	1.000	0-0	.000	0-0	.000	1	2	3	3.3	1	0	0	0	1	2	5.3
12.21.24	WEST GEORGIA		16:07	2-4	.500	0-0	.000	4-4	1.000	3	2	5	3.5	0	2	0	2	0	8	5.5
12.29.24	ALABAMA A&M		10:24	3-4	.750	0-0	.000	0-1	.000	0	4	4	3.5	1	0	2	0	0	6	5.6
1.2.25	GEORGIA		12:02	2-3	.667	0-0	.000	0-0	.000	0	4	4	3.5	4	0	0	1	2	4	5.5
1.5.25	KENTUCKY		09:03	1-1	1.000	0-0	.000	2-4	.500	1	0	1	3.4	0	0	0	0	0	4	5.4
1.9.25	AT OLE MISS		12:10	1-1	1.000	0-0	.000	0-0	.000	0	3	3	3.4	1	1	1	0	0	2	5.2
1.13.25	AT LSU		02:55	0-0	.000	0-0	.000	0-0	.000	1	0	1	3.2	2	0	0	0	0	0	4.9
1.19.25	TENNESSEE		05:48	0-1	.000	0-0	.000	0-0	.000	2	0	2	3.2	2	0	1	0	0	0	4.6
1.23.25	ARKANSAS		12:01	1-3	.333	0-0	.000	0-0	.000	2	0	2	3.1	1	1	2	1	1	2	4.5
1.26.25	AT ALABAMA																			
1.30.25	AT FLORIDA																			
2.2.25	OLE MISS																			
2.6.25	AT TEXAS																			
2.13.25	MISSISSIPPI STATE																			
2.16.25	AT AUBURN																			
2.20.25	AT OKLAHOMA																			
2.23.25	SOUTH CAROLINA																			
2.27.25	TEXAS A&M																			
3.2.25	AT MISSOURI																			
TOTAL		1	224:02	36-61	.590	0-0	.000	18-29	.621	31	31	62	3.1	29	6	14	9	11	90	4.5

CAREER STATS

YEAR	GP	GS	MIN	AVG	FG	FGA	PCT	3FG	3FGA	3PCT	FT	FTA	PCT	OFF	DEF	TOT	AVG	PF	FO	AST	TO	BLK	STL	PTS	AVG
2023-24	15	0	58	3.9	6	11	.545	0	0	.000	2	4	.500	4	7	11	0.7	10	0	0	3	4	0	14	0.9
2024-25	20	1	224	11.2	36	61	.590	0	0	.000	18	29	.621	31	31	62	3.1	29	0	6	14	9	11	90	4.5
CAREER	35	1	282	8.1	42	72	.583	0	0	.000	20	33	.606	35	38	73	2.1	39	0	6	17	13	11	104	3.0



23 IYANA MOORE

@iyanamoore_
@yanam23
@imoore_23

G // 5-8 // Sr. // Milwaukee, Wis. (Blackman HS)**SEASON HIGHS**

Points // 23, at LSU (01/13/25)
 FG Made // 7 (2x), Last: Arkansas (01/23/25)
 FG Attempts // 20, vs. Michigan State (11/27/24)
 3-Pt Made // 5 (2x), Last: at LSU (01/13/25)
 3-Pt Attempt // 13, Kentucky (01/05/25)
 FT Made // 6, at LSU (01/13/25)
 FT Attempt // 8, at LSU (01/13/25)
 Rebounds // 6 (2x), Last: Samford (11/22/24)
 Assists // 7 (2x), Last: Alabama A&M (12/29/24)
 Steals // 3 (2x), Last: at LSU (01/13/25)
 Blocks // 2, Georgia (01/02/25)
 Minutes // 40, vs. Michigan State (11/27/24)

CAREER HIGHS

Points // 37, at Kentucky (01/11/14)
 FG Made // 14, at Kentucky (01/11/14)
 FG Attempts // 21, Alabama State (12/28/21)
 3-Pt Made // 9, Alabama State (12/28/21)
 3-Pt Attempt // 13, Kentucky (01/05/25)
 FT Made // 9, vs. Iowa State (11/24/23)
 FT Attempt // 10, vs. Iowa State (11/24/23)
 Rebounds // 9, at Missouri (02/29/24)
 Assists // 8, at Kentucky (02/17/22)
 Steals // 4 (4x), Last: Fairfield (11/12/23)
 Blocks // 2, Georgia (01/02/25)
 Minutes // 43, Alabama (02/06/22)

- Scored a season-high 23 pts at No. 5/4 LSU (Jan. 13)
- Third on the team in scoring at 13.8 ppg
- Her 1,176 pts ranks 26th in Vanderbilt history
- Became the 42nd Commodore to score 1,000 pts on Dec. 1 vs. App State
- Her career 183 made 3-point FG pts ranks 8th in Vanderbilt history
- Comes into Sunday on a 13-game double-digit scoring streak

	SUPERLATIVES	24-25 CAREER	SUPERLATIVES	24-25 CAREER
10+ POINTS	16	59	3+ STEALS	2 14
15+ POINTS	9	36	2+ BLOCKS	1 1
20+ POINTS	1	14	DOUBLE-DOUBLES	-- --
30+ POINTS	--	2	LED VANDY IN PTS	1 30
MADE 3+ 3-PT FG	10	29	LED VANDY IN REB	-- --
10+ REBS	--	--	LED VANDY IN AST	3 15
3+ ASSISTS	8	39	LED VANDY IN STL	2 11
			LED VANDY IN BLK	3 7

GAME-BY-GAME

DATE	OPPONENT	GS	MIN	FGM/A	FG%	3FG/A	3P%	FTM/A	FG%	OFF	DEF	TOT	AVG	PF	AST	T/O	BLK	STL	PTS	AVG
11.4.24	LIPSCOMB	*	27:18	6-12	.500	2-4	.500	1-1	1.000	3	3	6	6.0	1	1	1	0	1	15	15.0
11.8.24	AUSTIN PEAY	*	24:23	5-8	.625	1-3	.333	5-6	.833	1	2	3	4.5	3	3	2	0	0	16	15.5
11.14.24	AT SOUTH FLORIDA		12:04	1-3	.333	0-2	.000	0-2	.000	0	0	0	3.0	2	0	0	0	0	2	11.0
11.17.24	BUTLER																			
11.20.24	HAMPTON	*	22:16	5-10	.500	2-7	.286	0-0	.000	0	3	3	3.0	0	1	1	0	0	12	11.3
11.22.24	SAMFORD	*	34:08	4-10	.400	3-7	.429	0-0	.000	1	5	6	3.6	3	2	1	0	1	11	11.2
11.26.24	VS. ARIZONA	*	37:20	1-9	.111	1-2	.500	0-0	.000	0	0	0	3.0	3	4	7	0	3	3	9.8
11.27.24	VS. MICHIGAN ST.	*	40:00	5-20	.250	2-7	.286	5-7	.714	0	4	4	3.1	4	3	8	0	0	17	10.9
12.1.24	APPALACHIAN ST.	*	25:43	4-11	.364	3-9	.333	2-2	1.000	0	2	2	3.0	1	2	1	0	0	13	11.1
12.4.24	AT MIAMI	*	35:21	4-11	.364	3-6	.500	2-2	1.000	1	2	3	3.0	2	7	5	1	2	13	11.3
12.14.24	EVANSVILLE	*	20:25	3-10	.300	1-7	.143	3-4	.750	0	1	1	2.8	4	3	0	1	0	10	11.2
12.19.24	AT DAYTON	*	38:36	5-16	.313	4-9	.444	0-0	.000	0	3	3	2.8	2	4	3	0	1	14	11.5
12.21.24	WEST GEORGIA	*	21:29	5-16	.313	3-9	.333	3-4	.750	1	1	2	2.8	0	0	2	0	1	16	11.8
12.29.24	ALABAMA A&M	*	33:44	7-17	.412	2-7	.286	0-0	.000	2	2	4	2.8	1	7	2	0	1	16	12.2
1.2.25	GEORGIA	*	35:22	5-10	.500	3-6	.500	3-3	1.000	2	1	3	2.9	3	4	2	2	0	16	12.4
1.5.25	KENTUCKY	*	36:27	5-16	.313	5-13	.385	2-2	1.000	1	1	2	2.8	4	2	2	0	1	17	12.7
1.9.25	AT OLE MISS	*	37:52	5-13	.385	2-7	.286	2-2	1.000	0	4	4	2.9	0	2	3	0	2	14	12.8
1.13.25	AT LSU	*	38:32	6-10	.600	5-8	.625	6-8	.750	1	1	2	2.8	3	0	2	0	3	23	13.4
1.19.25	TENNESSEE	*	37:57	7-16	.438	3-8	.375	0-0	.000	2	4	6	3.0	1	2	2	1	0	17	13.6
1.23.25	ARKANSAS	*	28:05	7-12	.583	2-4	.500	2-2	1.000	0	2	2	2.9	0	0	3	0	2	18	13.8
1.26.25	AT ALABAMA																			
1.30.25	AT FLORIDA																			
2.2.25	OLE MISS																			
2.6.25	AT TEXAS																			
2.13.25	MISSISSIPPI STATE																			
2.16.25	AT AUBURN																			
2.20.25	AT OKLAHOMA																			
2.23.25	SOUTH CAROLINA																			
2.27.25	TEXAS A&M																			
3.2.25	AT MISSOURI																			
TOTAL			18	587:0290-230	.391	47-125	.376	36-45	.800	15	41	56	2.9	37	47	47	5	18	263	13.8

CAREER STATS

YEAR	GP	GS	MIN	AVG	FG	FGA	PCT	3FG	3FGA	3PCT	FT	FTA	PCT	OFF	DEF	TOT	AVG	PF	FO	AST	TO	BLK	STL	PTS	AVG
2021-22	35	17	1136	32.5	148	396	.374	79	207	.382	69	86	.802	32	71	103	2.9	67	1	89	99	6	55	444	12.7
2022-23																									
2023-24	33	33	1089	33.0	151	399	.378	57	171	.333	110	133	.827	32	83	115	3.5	81	0	91	83	3	45	469	14.2
2024-25	19	18	587	30.9	90	230	.391	47	125	.376	36	45	.800	15	41	56	2.9	37	0	47	47	5	18	263	13.8
TOTAL	87	68	2813	32.3	389	1025	.380	183	503	.364	215	264	.814	79	195	274	3.1	185	1	227	229	14	118	1176	13.5





24 AGA MAKURAT

@a.makurat24

G // 6-3 // So. // Sierakowice, Poland (Sopocka Akademia Tenisowa)

SEASON HIGHS

Points // 10, App State (12/1/24)
 FG Made // 4, App State (12/1/24)
 FG Attempts // 8 (2x), Last: App State (12/1/24)
 3-Pt Made // 2 (3x), Last: Alabama A&M (12/29/24)
 3-Pt Attempt // 6, at South Florida (11/14/24)
 FT Made // 1, App State (12/1/24)
 FT Attempt // 1, App State (12/1/24)
 Rebounds // 5 (2x), Last: West Georgia (12/21/24)
 Assists // 3, App State (12/1/24)
 Steals // 1 (3x), Last: Alabama A&M (12/29/24)
 Blocks // 2 (2x), Last: Hampton (11/20/24)
 Minutes // 20, App State (12/1/24)

CAREER HIGHS

Points // 18 (2x), Last: at South Carolina (01/28/24)
 FG Made // 6, at South Carolina (01/28/24)
 FG Attempts // 9 (3x), Last: at South Carolina (01/28/24)
 3-Pt Made // 5, Western Kentucky (11/15/23)
 3-Pt Attempt // 7 (2x), Last: at South Carolina (01/28/24)
 FT Made // 3, Western Kentucky (11/15/23)
 FT Attempt // 4, Western Kentucky (11/15/23)
 Rebounds // 7, at South Carolina (01/28/24)
 Assists // 3 (3x), Last: App State (12/1/24)
 Steals // 2, Kennesaw State (11/06/23)
 Blocks // 3, Florida (01/07/24)
 Minutes // 24, at South Carolina (01/28/24)

- Scored a season-high 10 pts vs. App State (Dec. 1)
- Played in 11 games off the bench this season
- Appeared in 44 games and made three starts at Vanderbilt
- Shot 32.2% from behind the arc in '23-24
- Led the Commodores in scoring twice in '23-24

	24-25 CAREER		24-25 CAREER	
10+ POINTS	1	4	3+ STEALS	--
15+ POINTS	--	2	2+ BLOCKS	2
20+ POINTS	--	--	DOUBLE-DOUBLES	--
30+ POINTS	--	--	LED VANDY IN PTS	2
MADE 3+ 3-PT FG	--	3	LED VANDY IN REB	1
10+ REBS	--	--	LED VANDY IN AST	--
3+ ASSISTS	1	3	LED VANDY IN STL	--
			LED VANDY IN BLK	7

GAME-BY-GAME

DATE	OPPONENT	GS	MIN	FGM/A	FG%	3FG/A	3P%	FTM/A	FG%	OFF	DEF	TOT	AVG	PF	AST	T/O	BLK	STL	PTS	AVG
11.4.24	LIPSCOMB		18:13	1-8	.125	1-5	.200	0-0	.000	1	3	4	4.0	1	0	1	0	0	3	3.0
11.8.24	AUSTIN PEAY		17:21	2-5	.400	2-5	.400	0-0	.000	0	4	4	4.0	1	2	1	2	0	6	4.5
11.14.24	AT SOUTH FLORIDA		14:16	1-7	.143	0-6	.000	0-0	.000	1	1	2	3.3	0	0	0	0	0	2	3.7
11.17.24	BUTLER		07:12	1-2	.500	1-1	1.000	0-0	.000	0	0	0	2.5	1	1	1	0	1	3	3.5
11.20.24	HAMPTON		16:30	2-5	.400	2-5	.400	0-0	.000	1	4	5	3.0	0	1	0	2	0	6	4.0
11.22.24	SAMFORD		04:02	0-2	.000	0-1	.000	0-0	.000	0	1	1	2.7	0	0	1	0	0	0	3.3
11.26.24	VS. ARIZONA																			
11.27.24	VS. MICHIGAN ST.																			
12.1.24	APPALACHIAN ST.		19:47	4-8	.500	1-4	.250	1-1	1.000	1	3	4	2.9	0	3	1	0	1	10	4.3
12.4.24	AT MIAMI																			
12.14.24	EVANSVILLE		07:45	0-3	.000	0-3	.000	0-0	.000	0	2	2	2.8	0	0	1	0	0	0	3.8
12.19.24	AT DAYTON																			
12.21.24	WEST GEORGIA		16:42	0-4	.000	0-4	.000	0-0	.000	3	2	5	3.0	0	2	1	1	0	0	3.3
12.29.24	ALABAMA A&M		07:14	3-4	.750	2-3	.667	0-0	.000	0	0	0	2.7	0	0	0	0	1	8	3.8
1.2.25	GEORGIA																			
1.5.25	KENTUCKY																			
1.9.25	AT OLE MISS																			
1.13.25	AT LSU																			
1.19.25	TENNESSEE																			
1.23.25	ARKANSAS		02:55	0-1	.000	0-1	.000	0-0	.000	0	0	0	2.5	0	1	0	0	0	0	3.5
1.26.25	AT ALABAMA																			
1.30.25	AT FLORIDA																			
2.2.25	OLE MISS																			
2.6.25	AT TEXAS																			
2.13.25	MISSISSIPPI STATE																			
2.16.25	AT AUBURN																			
2.20.25	AT OKLAHOMA																			
2.23.25	SOUTH CAROLINA																			
2.27.25	TEXAS A&M																			
3.2.25	AT MISSOURI																			
TOTAL		0	131:58	14-49	.286	9-38	.237	1-1	1.000	7	20	27	2.5	3	10	7	5	3	38	3.5

CAREER STATS

YEAR	GP	GS	MIN	AVG	FG	FGA	PCT	3FG	3FGA	3PCT	FT	FTA	PCT	OFF	DEF	TOT	AVG	PF	FO	AST	TO	BLK	STL	PTS	AVG
2023-24	33	3	469	14.2	44	129	.341	29	90	.322	11	14	.786	12	37	49	1.5	29	0	19	32	13	10	128	3.9
2024-25	11	0	132	12.0	14	49	.286	9	38	.237	1	1	1.000	7	20	27	2.5	3	0	10	7	5	3	38	3.5
CAREER	44	3	601	13.7	58	178	.326	38	128	.297	12	15	.800	19	57	76	1.7	32	0	29	39	18	13	166	3.8



30 TRINITY WILSON

@trinityy.wilsonn
 @trinitywilson_bts
 @TrinityWilson30

F // 6-3 // Fr. // Lakeville, Minn. (Lakeville North HS)**SEASON HIGHS**

Points // 6, West Georgia (12/21/24)
 FG Made // 3, West Georgia (12/21/24)
 FG Attempts // 5, West Georgia (12/21/24)
 3-Pt Made // --
 3-Pt Attempt // --
 FT Made // 1, App State (12/1/24)
 FT Attempt // 2, Austin Peay (11/8/24)
 Rebounds // 5 (2x), Last: Austin Peay (11/8/24)
 Assists // 1 (5x), Last: Alabama A&M (12/29/24)
 Steals // --
 Blocks // 1 (2x), Last: West Georgia (12/21/24)
 Minutes // 11, Lipscomb (11/4/24)

CAREER HIGHS

Points // 6, West Georgia (12/21/24)
 FG Made // 3, West Georgia (12/21/24)
 FG Attempts // 5, West Georgia (12/21/24)
 3-Pt Made // --
 3-Pt Attempt // --
 FT Made // 1, App State (12/1/24)
 FT Attempt // 2, Austin Peay (11/8/24)
 Rebounds // 5 (2x), Last: Austin Peay (11/8/24)
 Assists // 1 (5x), Last: Alabama A&M (12/29/24)
 Steals // --
 Blocks // 1 (2x), Last: West Georgia (12/21/24)
 Minutes // 11, Lipscomb (11/4/24)

- Played in 10 games this season
- Pulled down 5 reb and scored 2 pts in her debut vs. Lipscomb (11/4/24)
- Scored a career-high 6 points vs. West Georgia on 12.21
- Ranked the fifth-best player in Minnesota according to PrepGirlsHoops.com
- Collected over 1,000 pts and 1,000 reb during her prep career
- All-state honorable mention ('23)

SUPERLATIVES

10+ POINTS
 15+ POINTS
 20+ POINTS
 30+ POINTS
 MADE 3+ 3-PT FG
 10+ REBS
 3+ ASSISTS

24-25 CAREER

-- --
 -- --
 -- --
 -- --
 -- --
 -- --
 -- --

SUPERLATIVES

3+ STEALS
 2+ BLOCKS
 DOUBLE-DOUBLES
 LED VANDY IN PTS
 LED VANDY IN REB
 LED VANDY IN AST
 LED VANDY IN STL
 LED VANDY IN BLK

24-25 CAREER

-- --
 -- --
 -- --
 -- --
 -- --
 -- --
 -- --

GAME-BY-GAME

DATE	OPPONENT	GS	MIN	FGM/A	FG%	3FG/A	3P%	FTM/A	FG%	OFF	DEF	TOT	AVG	PF	AST	T/O	BLK	STL	PTS	AVG
11.4.24	LIPSCOMB		10:31	1-4	.250	0-0	.000	0-0	.000	2	3	5	5.0	1	1	1	0	0	2	2.0
11.8.24	AUSTIN PEAY		05:09	2-4	.500	0-0	.000	0-2	.000	2	3	5	5.0	1	0	0	0	0	4	3.0
11.14.24	AT SOUTH FLORIDA																			
11.17.24	BUTLER		02:31	0-0	.000	0-0	.000	0-0	.000	0	0	0	3.3	0	0	0	0	0	0	2.0
11.20.24	HAMPTON		03:57	0-1	.000	0-0	.000	0-0	.000	0	0	0	2.5	0	1	0	1	0	0	1.5
11.22.24	SAMFORD																			
11.26.24	VS. ARIZONA																			
11.27.24	VS. MICHIGAN ST.																			
12.1.24	APPALACHIAN ST.		08:30	1-4	.250	0-0	.000	1-1	1.000	0	0	0	2.0	0	1	0	0	0	3	1.8
12.4.24	AT MIAMI																			
12.14.24	EVANSVILLE		02:48	1-3	.333	0-0	.000	0-0	.000	1	1	2	2.0	0	0	0	0	0	2	1.8
12.19.24	AT DAYTON																			
12.21.24	WEST GEORGIA		06:43	3-5	.600	0-0	.000	0-0	.000	0	2	2	2.0	0	1	1	1	0	6	2.4
12.29.24	ALABAMA A&M		01:51	0-0	.000	0-0	.000	0-0	.000	0	0	0	1.8	0	1	0	0	0	0	2.1
1.2.25	GEORGIA																			
1.5.25	KENTUCKY																			
1.9.25	AT OLE MISS		02:40	0-0	.000	0-0	.000	0-0	.000	0	0	0	1.6	1	0	1	0	0	0	1.9
1.13.25	AT LSU																			
1.19.25	TENNESSEE																			
1.23.25	ARKANSAS		02:55	0-0	.000	0-0	.000	0-0	.000	0	0	0	1.4	1	0	0	0	0	0	1.7
1.26.25	AT ALABAMA																			
1.30.25	AT FLORIDA																			
2.2.25	OLE MISS																			
2.6.25	AT TEXAS																			
2.13.25	MISSISSIPPI STATE																			
2.16.25	AT AUBURN																			
2.20.25	AT OKLAHOMA																			
2.23.25	SOUTH CAROLINA																			
2.27.25	TEXAS A&M																			
3.2.25	AT MISSOURI																			
TOTAL		0	47:35	8-21	.381	0-0	.000	1-3	.333	5	9	14	1.4	4	5	3	2	0	17	1.7

CAREER STATS

YEAR	GP	GS	MIN	AVG	FG	FGA	PCT	3FG	3FGA	3PCT	FT	FTA	PCT	OFF	DEF	TOT	AVG	PF	FO	AST	TO	BLK	STL	PTS	AVG
2024-25	10	0	48	4.8	8	21	.381	0	0	.000	1	3	.333	5	9	14	1.4	4	0	5	3	2	0	17	1.7
CAREER	10	0	48	4.8	8	21	.381	0	0	.000	1	3	.333	5	9	14	1.4	4	0	5	3	2	0	17	1.7





35 SACHA WASHINGTON

@sacha_washington

@sacha_washington

@sachaw33

F // 6-2 // Sr. // Lawrenceville, Ga. (Collins Hill HS)

SEASON HIGHS

Points // --
 FG Made // --
 FG Attempts // --
 3-Pt Made // --
 3-Pt Attempt // --
 FT Made // --
 FT Attempt // --
 Rebounds // --
 Assists // --
 Steals // --
 Blocks // --
 Minutes // --

CAREER HIGHS

Points // 33, Louisiana Tech (12/03/23)
 FG Made // 15, Louisiana Tech (12/03/23)
 FG Attempts // 20, Louisiana Tech (12/03/23)
 3-Pt Made // --
 3-Pt Attempt // 1, Lipscomb (12/18/22)
 FT Made // 10, Fairfield (11/12/23)
 FT Attempt // 16, Fairfield (11/12/23)
 Rebounds // 17, Fairfield (11/12/23)
 Assists // 7, Fairfield (11/12/23)
 Steals // 8, Louisiana Tech (12/03/23)
 Blocks // 6, Dayton (12/20/23)
 Minutes // 40, vs. Florida (03/07/24)

- Utilizing Medical Redshirt in '24-25
- Preseason Cheryl Miller Award Watch List ('25)
- Appeared in 99 games and made 72 starts in three seasons at Vanderbilt
- Averaged a career-best 12.1 ppg as a junior
- Led the team with 8 double-doubles in '23-24
- Led Vandy with 7.9 rpg in '23-24
- All-SEC freshman team ('22)

SUPERLATIVES	24-25 CAREER	SUPERLATIVES	24-25 CAREER
10+ POINTS	-- 48	3+ STEALS	-- 9
15+ POINTS	-- 20	2+ BLOCKS	-- 28
20+ POINTS	-- 6	DOUBLE-DOUBLES	-- 22
30+ POINTS	-- 1	LED VANDY IN PTS	-- 13
MADE 3+ 3-PT FG	-- --	LED VANDY IN REB	-- 53
10+ REBS	-- 24	LED VANDY IN AST	-- 5
3+ ASSISTS	-- 8	LED VANDY IN STL	-- 5
		LED VANDY IN BLK	-- 54

GAME-BY-GAME

DATE	OPPONENT	GS	MIN	FGM/A	FG%	3FG/A	3P%	FTM/A	FG%	OFF	DEF	TOT	AVG	PF	AST	T/O	BLK	STL	PTS	AVG	
11.4.24	LIPSCOMB																				
11.8.24	AUSTIN PEAY																				
11.14.24	AT SOUTH FLORIDA																				
11.17.24	BUTLER																				
11.20.24	HAMPTON																				
11.22.24	SAMFORD																				
11.26.24	VS. ARIZONA																				
11.27.24	VS. MICHIGAN ST.																				
12.1.24	APPALACHIAN ST.																				
12.4.24	AT MIAMI																				
12.14.24	EVANSVILLE																				
12.19.24	AT DAYTON																				
12.21.24	WEST GEORGIA																				
12.29.24	ALABAMA A&M																				
1.2.25	GEORGIA																				
1.5.25	KENTUCKY																				
1.9.25	AT OLE MISS																				
1.13.25	AT LSU																				
1.19.25	TENNESSEE																				
1.23.25	ARKANSAS																				
1.26.25	AT ALABAMA																				
1.30.25	AT FLORIDA																				
2.2.25	OLE MISS																				
2.6.25	AT TEXAS																				
2.13.25	MISSISSIPPI STATE																				
2.16.25	AT AUBURN																				
2.20.25	AT OKLAHOMA																				
2.23.25	SOUTH CAROLINA																				
2.27.25	TEXAS A&M																				
3.2.25	AT MISSOURI																				
TOTAL		0	00.00	0-0	.000	0-0	.000	0-0	.000	0	0	0	0.0	0	0	0	0	0	0	0	0.0

CAREER STATS

YEAR	GP	GS	MIN	AVG	FG	FGA	PCT	3FG	3FGA	3PCT	FT	FTA	PCT	OFF	DEF	TOT	AVG	PF	FO	AST	TO	BLK	STL	PTS	AVG
2021-22	35	8	708	20.2	104	224	.464	0	0	.000	58	85	.682	113	117	230	6.6	87	2	26	57	19	26	266	7.6
2022-23	31	31	798	25.7	136	294	.463	0	1	.000	72	114	.632	91	137	228	7.4	87	5	35	67	45	25	344	11.1
2023-24	33	33	959	29.1	163	310	.526	0	0	.000	72	117	.615	118	144	262	7.9	91	4	44	90	44	52	398	12.1
2024-25	--	--	--	--	--	--	--	--	--	--	--	--	--	--	--	--	--	--	--	--	--	--	--	--	--
CAREER	99	72	2465	24.9	403	828	.487	0	1	.000	202	316	.639	322	398	720	7.3	265	11	105	214	108	103	1008	10.2





GAME 1 Vanderbilt vs. Lipscomb

Scoreboard for Game 1: Vanderbilt 102, Lipscomb 50. Q1: 15-10, Q2: 22-14, Q3: 28-21, Q4: 21-15.

DATE Nov. 4, 2024 SITE Memorial Gymnasium (Nashville, Tenn.)
TIPOFF 11:00 a.m. END 12:48 p.m. ELAPSED 1:48
ATTENDANCE 5,282

DORES DOMINATE BISONS

NASHVILLE, Tenn. - The Vanderbilt women's basketball team began the 2024-25 campaign in a big way, as the Commodores blitzed Lipscomb, 102-50, in Monday's season opener.

Vanderbilt scored 100-plus points for the first time under head coach Shea Ralph in the season-opening victory over the Bisons. The last time the Dores registered 100 or more points came on Nov. 25, 2019, when Vandy posted a 106-55 win at Tennessee State.

The Commodores move to 1-0 on the year, while Lipscomb falls to 0-1. With the win, Vanderbilt improves to 4-0 in season openers under Ralph. She becomes the first Vandy women's basketball coach to win four straight season openers to begin their career.

Sophomore Khamil Pierre registered her fifth career double-double in the season opener. The 6-2 forward scored a team-high 25 points and pulled down a team-best 14 rebounds in 24 minutes of action. The Phoenix, Arizona, native went 12-of-17 from the field and added five steals to her stat line.

Pierre was one of four Vanderbilt players to register double-digit points against Lipscomb. Freshman Mikayla Blakes tallied 23 points in her Vanderbilt debut. Meanwhile, senior Iyana Moore added 15 points to extend her double-digit scoring streak to eight games, and sophomore Madison Greene collected 14 points off the bench in her first game with the Commodores since her season-ending knee injury against Lipscomb last year.

The Commodores used its size advantage against Lipscomb throughout the game, as Vandy scored 70 points in the paint, which allowed the Dores to shoot 53.1 percent from the field. Defensively, Vanderbilt held LU to 27.9 percent from the field and forced its Music City counterpart into 23 turnovers.

BOX SCORE

Box score for Game 1: Vanderbilt vs Lipscomb. Includes player stats for points, rebounds, assists, steals, and blocks.

BOX SCORE

Box score for Game 2: Vanderbilt vs Austin Peay. Includes player stats for points, rebounds, assists, steals, and blocks.

BOX SCORE

Box score for Game 3: Vanderbilt vs South Florida. Includes player stats for points, rebounds, assists, steals, and blocks.

INDIVIDUAL LEADERS

Individual leaders for Game 1: Khamil Pierre - 25 pts, Elena Bertrand - 16 pts, Mikayla Blakes - 23 pts, Molly Heard - 9 pts.

INDIVIDUAL LEADERS

Individual leaders for Game 2: Khamil Pierre - 10 reb, Jordyn Oliver - 7 reb, I. Moore/M. Greene - 3 ast, N. Burrell/A. Sheals - 2 ast.

INDIVIDUAL LEADERS

Individual leaders for Game 3: Khamil Pierre - 10 reb, Jordyn Oliver - 7 reb, I. Moore/M. Greene - 3 ast, N. Burrell/A. Sheals - 2 ast.

GAME 2 Vanderbilt vs. Austin Peay

Scoreboard for Game 2: Vanderbilt 93, Austin Peay 37. Q1: 16-10, Q2: 10-4, Q3: 4-7, Q4: 7-37.

DATE Nov. 8, 2024 SITE Memorial Gymnasium (Nashville, Tenn.)
TIPOFF 6:30 p.m. END 8:31 p.m. ELAPSED 2:01
ATTENDANCE 2,343

DORES RUN AWAY FROM GOVERNORS

NASHVILLE, Tenn. - The Vanderbilt women's basketball rolled to a second-straight victory over the 2024-25 season, as the Commodores collected a 93-37 win over Austin Peay Friday night at Memorial Gym.

Sophomore Khamil Pierre posted her second-consecutive double-double to begin her 2024-25 campaign, as she scored 13 points and pulled down 10 rebounds against the Governors. Pierre becomes the first Dore since Koi Love in 2020-21 to start a season with two-straight double-doubles. It was also Pierre's sixth career double-double at Vandy.

The win moves Vanderbilt to 2-0 on the year, while Austin Peay falls to 0-2. It marks the second-straight season that the Dores have won the first two games of a season. The Commodores also improve to 26-5 against nonconference foes at Memorial Gym under head coach Shea Ralph. Vandy moved to 18-1 all-time against APSU, as the Dores have won 18-straight games against the Govs.

Pierre led a quartet of double-digit scorers for the Commodores on Friday's victory. She was joined by senior Iyana Moore and freshman Mikayla Blakes, who each scored a game-high 16 points. Moore's 16-point effort extended her double-digit scoring streak to nine games dating back to last season. Sophomore Madison Greene registered a team-best 13 points off the bench in a career-high 30 minutes of action. Greene and Moore each dished out a game-best three assists, while Blakes paced the Vandy with three steals.

Vanderbilt used a 24-0 run that started at the 1:46 mark of the second quarter and ended with 6:27 left to play in the third to put the Govs away for good. The Commodores scored the final 11 points of the second quarter, then registered the first 13 points of the third stanza.

Vanderbilt's extended run turned a 15-point lead into a 39-point advantage for the Dores.

The Vandy defense locked up Austin Peay over the final two frames, as the Commodores allowed 11 points over the final 20 minutes of play. Vanderbilt held APSU to four points in the third quarter. That marks the lowest point total allowed by the Commodores in a stanza since last season's contest at Butler, where Vandy held the Bulldogs to four second-quarter points.

The Dores shot 45.1 percent from the floor Friday while holding the Governors to a 28.8 field goal percentage. Vanderbilt scored 42 points in the paint and forced Austin Peay into 25 turnovers that turned into 33 points.

BOX SCORE

Box score for Game 2: Vanderbilt vs Austin Peay. Includes player stats for points, rebounds, assists, steals, and blocks.

BOX SCORE

Box score for Game 3: Vanderbilt vs South Florida. Includes player stats for points, rebounds, assists, steals, and blocks.

BOX SCORE

Box score for Game 4: Vanderbilt vs South Florida. Includes player stats for points, rebounds, assists, steals, and blocks.

INDIVIDUAL LEADERS

Individual leaders for Game 2: Khamil Pierre - 10 reb, Jordyn Oliver - 7 reb, I. Moore/M. Greene - 3 ast, N. Burrell/A. Sheals - 2 ast.

INDIVIDUAL LEADERS

Individual leaders for Game 3: Khamil Pierre - 10 reb, Jordyn Oliver - 7 reb, I. Moore/M. Greene - 3 ast, N. Burrell/A. Sheals - 2 ast.

GAME 3 Vanderbilt at South Florida

Scoreboard for Game 3: Vanderbilt 62, South Florida 49. Q1: 19-15, Q2: 8-10, Q3: 20-8, Q4: 8-62.

DATE Nov. 14, 2024 SITE Yuengling Center (Tampa, Fla.)
TIPOFF 6:00 p.m. END 7:44 p.m. ELAPSED 1:44
ATTENDANCE 2,606

DORES DORES REIN IN BULLS

TAMPA, Fla. - The Vanderbilt women's basketball team continued to play stellar defense in the early stages of the 2024-25 season, as the Commodores locked up South Florida on Thursday night to pick up a 62-49 win on the road.

The Dores forced the Bulls into 23 turnovers that turned into 19 points for Vanderbilt. Vandy limited USF to 36.8 percent from the floor, as the Dores did not allow a 3-point field goal over the final two quarters of play. Vanderbilt held South Florida to 12 or fewer points in the second and fourth quarters, marking the seventh time Vandy has accomplished the feat in 12 quarters this season.

The win moves the Commodores to 3-0 on the year, while South Florida falls to an even 2-2. Vandy has now won its first three games of the year in back-to-back seasons.

Sophomore Khamil Pierre registered her third-straight double-double to lead a trio of double-digit scorers for Vanderbilt. The 6-2 forward tallied a game-high 17 points and 10 rebounds in the win. She becomes the first Dore since Koi Love in 2020-21 to begin a season with three consecutive double-doubles. Pierre joins Fresno State's Mia Jacobs as the only two NCAA Division I players to post three double-doubles this season.

Freshman Mikayla Blakes scored double-digit points for the third game in a row to start her Vanderbilt career, as the Somerset, New Jersey, native tallied 16 points. Sophomore Madison Greene, who made her first career start at Vanderbilt on Thursday, drilled a career-best five 3-point field goals en route to a 15-point performance in a career-high 37 minutes of action.

As a team, Vanderbilt shot 38.2 percent from the floor against South Florida. Despite being out rebounded 43-37, the Commodores were still able to outscore the Bulls in the paint, 28-24, and held a 12-7 edge in second-chance points.

BOX SCORE

Box score for Game 3: Vanderbilt vs South Florida. Includes player stats for points, rebounds, assists, steals, and blocks.

BOX SCORE

Box score for Game 4: Vanderbilt vs South Florida. Includes player stats for points, rebounds, assists, steals, and blocks.

INDIVIDUAL LEADERS

Individual leaders for Game 3: Khamil Pierre - 17 pts, Mikayla Blakes - 16 pts, Jordyn Oliver - 7 reb, Jordyn Oliver - 7 reb.

INDIVIDUAL LEADERS

Individual leaders for Game 4: Khamil Pierre - 10 reb, Jordyn Oliver - 7 reb, I. Moore/M. Greene - 3 ast, N. Burrell/A. Sheals - 2 ast.

INDIVIDUAL LEADERS

Individual leaders for Game 5: Khamil Pierre - 10 reb, Jordyn Oliver - 7 reb, I. Moore/M. Greene - 3 ast, N. Burrell/A. Sheals - 2 ast.

INDIVIDUAL LEADERS

Individual leaders for Game 6: Khamil Pierre - 10 reb, Jordyn Oliver - 7 reb, I. Moore/M. Greene - 3 ast, N. Burrell/A. Sheals - 2 ast.

GAME RECAPS

GAME 4 Vanderbilt vs. Butler

	1	2	3	4	TOTAL
	8	12	16	16	52
	17	20	22	22	81

DATE Nov. 17, 2024 SITE Memorial Gymnasium (Nashville, Tenn.)

TIPOFF 2:00 p.m. END 3:45 p.m. ELAPSED 1:45
 ATTENDANCE 2,615

DORES CAGE BULLDOGS

NASHVILLE, Tenn. – The duo of freshman Mikayla Blakes and sophomore Khamil Pierre sparked the Vanderbilt women's basketball team to an 81-52 win over Butler on Sunday to kick off a three-game homestand at Memorial Gymnasium.

The Commodore underclassmen outscored Butler by a point, as they combined to register 53 points against the Bulldogs. Blakes registered a career-high 29 points in Sunday's win, while Pierre chipped in 24 points. They are the first set of Vandy women's basketball players to score 20 points in a game since Jan. 7, 2024, when Jordyn Cambridge (24 points) and Iyana Moore (20 points) accomplished the feat against Florida at Memorial Gym.

The win improves Vanderbilt to 4-0 on the year, as the Dores handed the Bulldogs, who are now 3-1, their first loss of the 2024-25 campaign.

Blakes' 29-point performance against Butler is tied for the fifth-most points scored by a Vanderbilt freshman in a game. She matches with Kady Schramm (vs. LSU, Jan. 29, 2012), Barbara Brackman (vs. Duke, March 13, 1982), and Harriet Brumfield (at Delta State, Feb. 20, 1982, and vs. Northwestern, Nov. 27, 1981). Blakes also extends her double-digit scoring streak to four games to open her Vanderbilt career.

Pierre had a 24-point performance to extend her double-digit scoring streak to seven games dating back to last season. The 6-2 forward pulled down a game-high eight rebounds, bringing her three-game double-double streak to an end. It is the third time in Pierre's collegiate career that she has scored 20 or more points in a game. She also collected a game-best four steals against the Bulldogs.

The Commodores shot 50.9 percent from the field on Sunday while limiting Butler to a 38.3 percent success rate from the floor. The Dores hit a season-high eight 3-pointers in the win and held a 33-25 edge on the glass. Vandy forced Butler into 30 turnovers, which turned into 41 points for the Commodores.

BOX SCORE

NO. Name	Min	FG	3P	FT	Rebounds		Fouls		TP	AS	TO	ST	Blocks	PTS	FF	PF	FO	TS	TS%	
					OR	DR	OR	DR												
24 Cristian Carter	17:34	2-4	0-0	1-2	2	1	3	2	2	0	1	0	0	11	0	0	0	0	0	50.0%
1 Karijyn Norman	14:51	0-4	0-2	0-0	0	0	0	0	0	0	0	0	0	0	0	0	0	0	0	0.0%
2 Riley Makulasky	20:28	0-1	0-0	2-2	1	1	2	3	2	0	0	0	0	27	0	0	0	0	0	38.5%
11 Kiyon McGill	25:42	2-7	0-3	1-2	2	2	4	1	3	5	1	5	2	6	0	0	0	0	0	33.3%
21 Caroline Strande	12:23	0-1	0-0	0-0	0	0	0	0	0	0	0	0	0	0	0	0	0	0	0	0.0%
12 Lily Carmody	15:36	2-6	0-1	1-1	0	0	0	0	0	0	0	0	0	19	0	0	0	0	0	50.0%
3 Ari Wiggins	19:54	3-4	1-1	1-2	0	0	0	1	1	8	4	3	0	0	0	0	0	0	0	40.0%
32 Sydney Jaynes	13:17	0-1	0-0	0-0	1	1	2	0	0	0	0	0	0	0	0	0	0	0	0	0.0%
14 Jocelyn Land	14:12	0-4	0-2	2-2	1	0	1	0	1	2	2	1	0	0	0	0	0	0	0	0.0%
10 Lily Zaitraia	17:34	1-3	1-2	0-0	0	0	0	2	1	3	0	0	1	1	0	0	0	0	0	50.0%
21 Lily Steward	09:09	0-0	0-0	0-0	0	0	0	0	0	0	0	0	0	0	0	0	0	0	0	0.0%
Team		2	5	7	0	0	0	0	0	2	0	0	0	0	0	0	0	0	0	0.0%
Totals	18:47	8-18	0-11	1-9	25	16	16	52	12	30	12	0	2	20	0	0	0	0	0	50.9%

NO. Name	Min	FG	3P	FT	Rebounds		Fouls		TP	AS	TO	ST	Blocks	PTS	FF	PF	FO	TS	TS%	
					OR	DR	OR	DR												
10 Janae Nwabia	17:56	3-4	0-0	2-2	2	4	2	1	1	1	1	1	0	11	0	0	0	0	0	50.0%
12 Khamil Pierre	17:56	8-11	0-0	6-8	8	6	8	4	24	5	14	0	0	19	0	0	0	0	0	100%
1 Mikayla Blakes	35:34	8-19	4-9	7-8	1	2	3	6	29	2	3	0	0	22	0	0	0	0	0	47.1%
4 Madison Greene	20:20	0-2	0-0	0	2	2	3	1	0	1	5	3	0	0	0	0	0	0	0	0.0%
11 Jordyn Oliver	32:48	1-3	0-0	1-2	3	2	1	2	0	0	1	2	0	0	0	0	0	0	0	0.0%
13 Justine Pissott	14:22	1-4	0-2	2-2	4	6	2	2	4	0	0	0	0	0	0	0	0	0	0	19.0%
14 Aiyana Mitchell	14:11	0-5	0-0	1-1	4	1	5	0	0	1	3	0	0	0	0	0	0	0	0	0.0%
5 Leilani Kapinus	19:58	2-3	0-0	0	0	0	0	0	0	0	2	3	1	0	0	0	0	0	0	75.0%
24 Aga Makurat	07:12	1-1	0-0	0	0	0	0	0	0	1	1	0	0	0	0	0	0	0	0	0.0%
2 Jada Brown	03:55	0-1	0-0	0	0	0	0	0	0	0	0	0	0	0	0	0	0	0	0	0.0%
30 Trinity Wilson	02:01	0-0	0-0	0	0	0	0	0	0	0	0	0	0	0	0	0	0	0	0	0.0%
Team		2	5	7	0	0	0	0	0	2	0	0	0	0	0	0	0	0	0	0.0%
Totals	18:57	18-18	0-13	13-19	25	33	16	16	52	12	30	12	0	20	0	0	0	0	0	50.9%

Biggest lead	BUTLER		VANDY		Points from Turnovers	BUTLER	VANDY	Period by Period Scoring
	1st	2nd	3rd	4th				
Best Scoring Run	0 (11:00-11:00)	15 (4:37-5:55)	13	41	15	41	15	41
Lead Changes	0	12 (8:25)	2	30	2	30	2	30
Times Tied	1	0	7	13	7	13	7	13
Time with Lead	00:00	37:08	18	17	18	17	18	17

INDIVIDUAL LEADERS

Points	Rebounds	Assists	Steals	Blocks
Mikayla Blakes - 29 pts	Elena Bertrand - 16 pts	Bella Vinson - 2 ast	Khamil Pierre - 24 pts	Molly Heard - 9 pts
Khamil Pierre - 8 reb	Three tied with 4 reb	Jordyn Oliver - 6 ast	Justine Pissott - 6 reb	Three tied with 3 reb
Khamil Pierre - 3 ast	Three tied with 3 reb	Khamil Pierre - 3 ast		Four tied with 1 ast
Khamil Pierre - 4 stl		Khamil Pierre - 4 stl		Elena Bertrand - 2 stl
Three tied with 3 stl		Three tied with 3 stl		Claire McGowan - 2 stl
L. Kapinus/J. Nwabia - 1 blk	No Blocks			

GAME 5 Vanderbilt vs. Hampton

	1	2	3	4	TOTAL
	21	7	4	13	45
	23	28	25	18	94

DATE Nov. 20, 2024 SITE Memorial Gymnasium (Nashville, Tenn.)

TIPOFF 6:30 p.m. END 8:11 p.m. ELAPSED 1:41
 ATTENDANCE 2,353

DORES SINK LADY PIRATES

NASHVILLE, Tenn. – The Vanderbilt women's basketball team rolled to a 94-45 victory over Hampton Wednesday night at Memorial Gymnasium, as the Commodores remain perfect at 5-0 to open the 2024-25 season.

With the win, Vanderbilt improves to 5-0 for the third year in a row. It marks the first time in program history that the Dores have opened three consecutive seasons at 5-0. The loss drops Hampton to 1-3 overall this season.

The Commodores got off to a slow start but used a 5-17 run between the second and third quarters that broke a 23-23 tie and gave Vandy a 44-30 advantage. The Dores held the Lady Pirates scoreless for 7:05 of game time and rolled off 26 straight points during the stretch to post its longest-scoring run of the season. It is also the second time that Vanderbilt has scored 20-plus points in a row this season, as the Commodores put up 24 straight points against Austin Peay on Nov. 8.

Freshman Mikayla Blakes turned in another spectacular performance. She scored a game-high 22 points and dished out a career-best eight assists to go along with three steals. Blakes, who was named the SEC Freshman of the Week for the first time in her career earlier this week, is the only Commodore since at least 2009-10 to register at least 15-plus points and two or more steals in each of their first five games at Vanderbilt.

Sophomore Khamil Pierre collected her fourth double-double of the season with a 15-point, 12-rebound effort against the Lady Pirates. The 6-2 forward was one of four double-digit scorers for the Commodores in Wednesday's victory. Senior Iyana Moore returned from a one-game absence and scored 12 points, going 5-of-10 from the floor. Sophomore Madison Greene chipped in 11 points off the bench after starting in the last two games in Moore's place. Greene has now scored double-digit points in all three games she has come off the bench this season.

Vanderbilt shot 54.3 percent from the field. It is the third time that the Commodores have shot over 50 percent from the floor in 2024-25. The Dores held Hampton to 36.7 percent from the floor and allowed a season-low three 3-point field goals. Vandy forced HU into 24 turnovers, which the Commodores turned into 36 points.

BOX SCORE

NO. Name	Min	FG	3P	FT	Rebounds		Fouls		TP	AS	TO	ST	Blocks	PTS	FF	PF	FO	TS	TS%	
					OR	DR	OR	DR												
24 Astia Dabo	25:07	5-7	2-3	0-0	1	3	4	1	0	1	2	0	0	0	0	0	0	0	0	50.0%
43 Atria Nikishina	08:58	1-3	0-0	0-0	0	0	0	0	0	0	2	0	0	0	0	0	0	0	0	0.0%
0 CeCe Thomas	23:15	2-6	1-1	0-0	0	0	0	0	0	0	0	0	0	0	0	0	0	0	0	0.0%
1 Le'Asia Foreman	02:27	2-6	0-0	0-0	1	4	6	2	4	0	0	0	0	0	0	0	0	0	0	0.0%
22 Amayah Reeves	33:10	1-5	0-2	2-4	1	3	4	5	4	4	3	2	1	0	0	0	0	0	0	0.0%
10 Tyra Kennedy	20:24	0-6	0-0	0-0	0	0	0	0	0	0	0	0	0	0	0	0	0	0	0	0.0%
3 Jenee Dubin	24:46	5-8	0-0	2-2	1	5	6	1	12	1	2	2	0	1	0	0	0	0	0	50.0%
5 Diamond Wiggins	08:26	1-3	0-0	0-0	0	0	0	0	0	0	0	0	0	0	0	0	0	0	0	0.0%
25 Tani Abrams	09:48	0-4	0-0	0-0	0	0	0	0	0	0	0	0	0	0	0	0	0	0	0	0.0%
2 Makala Cobb	07:08	0-1	0-0	0-0	0	0	0	0	0	0	0	0	0	0	0	0	0	0	0	0.0%
21 Casey Miller	11:27	1-2	0-0	2-2	0	1	2	1	2	1	0	0	0	0	0	0	0	0	0	0.0%
Team		2	2	4	0	0	0	0	0	0	0	0	0	0	0	0	0	0	0	0.0%
Totals	18:40	32-12	6-8	6	18	24	15	15	25	12	23	11	0	45	0	0	0	0	0	36.7%

NO. Name	Min	FG	3P	FT	Rebounds		Fouls		TP	AS	TO	ST	Blocks	PTS	FF	PF	FO	TS	TS%	
					OR	DR	OR	DR												
10 Janae Nwabia	15:57	3-5	0-2	2-2	2	2	2	1	1	1	2	1	0	0	0	0	0	0	0	50.0%
12 Khamil Pierre	27:20	7-14	0-0	6	6	12	2	4	15	1	0	0	0	0	0	0	0	0	0	100%
1 Mikayla Blakes	39:14	9-14	1-5	3-5	1	3	2	4	22	8	3	0	0	47	0	0	0	0	0	70.6%
11 Jordyn Oliver	30:18	2-4	0-0	0	0	0	0	0	0	0	0	0	0	0	0	0	0	0	0	0.0%
23 Iyana Moore	32:26	5-10	2-7	0	0	3	3	0	1	4	3	1	0	0	0	0	0	0	0	29.2%
4 Madison Greene	22:50	4-8	1-2	2-2	0	2	3	2	11	1										

GAME RECAPS

GAME 10 Vanderbilt at Miami

	1	2	3	4	TOTAL
	23	23	23	19	88
	13	18	24	15	70

DATE Dec. 4, 2024 **SITE** Watsco Center (Coral Gables, Fla.)

TIPOFF 4:00 p.m. **END** 5:55 p.m. **ELAPSED** 1:55
ATTENDANCE 2,107

DORES BREAK UP HURRICANES

CORAL GABLES, Fla. - Freshman Mikayla Blakes recorded her second-straight 20-plus point performance, while sophomore Khamil Pierre recorded her seventh double-double of the season Wednesday night in an 88-70 win at Miami as part of the SEC/ACC Challenge.

The duo of Blakes and Pierre combined to score 54 points against the Hurricanes. Pierre matched her career-best with a 28-point performance, while Blakes registered 26 points. It is the fourth time this season that the duo has scored over 20 points apiece in a game.

With the win, Vanderbilt improves to 9-1 on the year. The Commodores hand the Hurricanes their first loss of the 2024-25 campaign, as Miami now stands at 7-1 overall.

Pierre equalled her career-best performance of 28 points, which she first registered at Georgia on Feb. 11, 2024, as a freshman. The 6-2 forward also pulled down a game-best 13 rebounds to post her seventh double-double of the season, which is the second-most in all of NCAA Division I. It was her sixth game of the year with 20 or more points, while she added a team-best four steals to her stat line.

Blakes registered 26 points in the victory. It is Blakes' sixth game with 20 or more points this season, as her 26-point performance marks the 12th-most points scored in a game by a Vanderbilt freshman.

Senior Iyana Moore, who scored her 1,000th career point at Vandy in her last contest, registered 13 points in the win. It is Moore's 50th career game, scoring double-digit points at Vanderbilt. She also handed out a season-high seven assists. Graduate student Jordyn Oliver pulled down a season-best nine rebounds as the Commodores outrebound Miami 36-24.

The Commodores hit nine 3-point field goals on Wednesday, led by Blakes' five makes behind the arc, which ties her career-best performance. Vanderbilt shot an even 50 percent from the field, while Miami posted a 52.8 percent success rate from the field. The Dores forced Miami into 21 turnovers, which turned into 27 Vandy points.

BOX SCORE

Vanderbilt - 88	Record: 9-1												
	NO.	Name	Min	FG	3P	FT	Rebounds	Fouls	TP	AS	TS	Blocks	±
10	Jane Nwabia	35:01	1-3	0-2	0-0	1-1	2-0	2	1	0	0	0	4
12	Khamil Pierre	35:45	11-17	0-0	6-8	8-5	13-3	5	28	0	0	0	19
1	Mikayla Blakes	37:14	10-25	1-4	1-2	0-1	1-2	5	28	3	0	0	11
11	Jordyn Oliver	37:26	1-3	0-0	3-6	0-0	0-0	2	4	2	0	0	19
23	Iyana Moore	35:21	4-11	3-6	2-2	1-3	2-3	3	13	7	0	0	19
5	Lailani Kapinus	22:32	3-7	2-3	3-1	4-4	3	2	0	1	0	0	10
4	Madison Greene	19:50	3-4	1-1	0-0	0-0	0-0	1	7	3	0	0	9
14	Aiyana Mitchell	02:11	1-1	0-0	0-0	0-0	2-0	2	0	1	0	0	-3
Team													
Totals 34:48 92:44 11:15 17:19 36 15 10 88 20 15 7 1 1 19													

Miami (FL) - 70	Record: 7-1												
	NO.	Name	Min	FG	3P	FT	Rebounds	Fouls	TP	AS	TS	Blocks	±
21	Natalija Marshall	15:00	2-5	0-1	1-1	1-3	4-2	1-1	5	0	0	0	10
44	Cameron Williams	27:28	7-10	0-0	0-1	4-5	3-0	14	1	2	0	0	16
4	Jasmyne Roberts	30:40	9-14	1-4	2-2	2-3	4-10	3	5	4	0	1	13
14	Haley Cavinder	30:21	5-12	0-0	3-4	0-4	0-0	13	5	3	0	0	16
15	Hanna Cavinder	27:43	3-4	0-0	0-0	1-0	8-2	2	0	0	0	0	19
17	Lemayah Hyton	05:18	3-2	1-1	0-0	0-0	1-0	0	0	2	0	0	8
16	Daniela Abies	05:09	0-0	0-0	0-2	1-1	2-0	0	0	0	0	0	3
9	Ahlay Adams	17:33	0-1	0-0	1-1	2-5	0-0	1	2	1	0	0	-5
8	Caroline Rogers	14:05	1-3	1-3	2-2	0-1	0-2	5	1	2	0	0	10
42	Lash Harrison	18:42	1-2	1-1	0-0	0-0	1-0	3	1	1	0	0	10
Team													
Totals 28:53 16:17 8:11 6 18 24 16 10 74 14 12 1 1 18													

Biggest lead	VAN		MIA		Points from Turnovers	VAN		MIA		Period by Period Scoring			
	20 (4 th 1:30)	0 (1 st 0:00)	14 (1 st 0:00)	0 (1 st 0:00)		27	14	13	10				
Best Scoring Run	9 (2 nd 1:46)		6 (2 nd 9:07)		Paint	46		40		1st	23	23	19
Lead Changes	0		2		Second Chance	16		21		2nd	23	23	18
Times Tied	0		1		Fast Breaks	9		2		3rd	13	13	10
Time with Lead	38:33		00:00		Bench	17		11		MIA	13	18	24

INDIVIDUAL LEADERS

	Khamil Pierre	Jasmyne Roberts	Mikayla Blakes	Cameron Williams	Jordyn Oliver	Iyana Moore	Haley Cavinder	Lailani Kapinus	Madison Greene	Aiyana Mitchell
Points	28 pts	19 pts	26 pts	14 pts	13 pts	13 pts	5 pts	7 pts	4 pts	1 pt
Rebounds	13 reb	5 reb	9 reb	10 reb	7 reb	5 reb	4 reb	3 reb	2 reb	2 reb
Assists	7 ast	5 ast	4 ast	2 ast	5 ast	5 ast	5 ast	5 ast	5 ast	5 ast
Steals	4 stl	2 stl	2 stl	2 stl	2 stl	2 stl	2 stl	2 stl	2 stl	2 stl
Blocks	1 blk	1 blk	1 blk	1 blk	1 blk	1 blk	1 blk	1 blk	1 blk	1 blk

GAME 11 Vanderbilt vs. Evansville

	1	2	3	4	TOTAL
	12	8	11	9	40
	34	24	28	20	106

DATE Dec. 14, 2024 **SITE** Memorial Gymnasium (Nashville, Tenn.)

TIPOFF 2:00 p.m. **END** 3:55 p.m. **ELAPSED** 1:55
ATTENDANCE 2,599

PIERRE'S RECORD-SETTING EFFORT LIFTS DORES PAST EVANSVILLE

NASHVILLE, Tenn. - Sophomore Khamil Pierre set the Vanderbilt women's basketball single-game scoring record on Saturday, registering 42 points in a 106-40 win over Evansville, as the Commodores improve to 10-1 on the year.

Pierre put on one of the most memorable performances in Vanderbilt women's basketball history, as she posted 42 points, 18 rebounds, and eight steals in the win over the Purple Aces. Her 42-point performance set a new program record for most points scored in a single game, passing the previous mark of 41 points shared by Chantelle Anderson (Feb. 8, 2001) and Cijah Harbison (Jan. 29, 2023).

Vanderbilt improves to 10-1 overall on the year, as the 66-point win over Evansville is tied for the sixth-largest margin of victory in program history. The Dores have now won 18-straight home games against nonconference foes.

The 42 points and 18 rebounds against the Purple Aces establishes career highs for Pierre in each category. Pierre's combined 60 points and rebounds are the most collected by a Vanderbilt women's basketball player in a game in program history. Her 42-point performance on Saturday also extends the 6-2 forward's career-long double-digit scoring streak to 13 games dating back to last season. Pierre also registers her eighth double-double of the season, which is tied for the sixth-most in a season since 1999-00.

The Phoenix, Arizona, native got her day started with a bang, as she scored 20 points in the first quarter. Pierre's performance in the opening frame on Saturday marked the most points scored by a Commodore in the first quarter in program history. Additionally, Pierre ties Marnelle Garraud's program record for most points scored in any quarter, which was set on Jan. 16, 2023, in the fourth quarter at Arkansas.

For Pierre, her eight steals against Evansville established a new career-high mark, while it is tied for the sixth-most steals in a game in program history.

The Commodores broke the century mark for the third time this season, as the 106 points are the most scored in a game this season. It is also the most points Vanderbilt has scored in a game since Nov. 25, 2019, in a 106-55 win at Tennessee State. The 106 points are the most points registered by the Dores at Memorial Gym since Nov. 26, 2010, when Vandy posted a 111-53 victory over Quinnipiac.

Reigning SEC Freshman of the Week, Mikayla Blakes scored 20 or more points for the seventh time this season with a 22-point performance against Evansville. The three-time SEC Freshman of the Week extended her double-digit scoring streak to 11 games to begin her Vanderbilt career. Graduate student Lailani Kapinus also posted a double-double in the win, as she pulled down a season-high 11 rebounds to go along with 10 points off the bench. It is Kapinus' second double-double of the season, while it is the 13th of her career. Senior Iyana Moore's 10-point effort pushes her double-digit scoring streak to four games. Moore's 10 points moved into 38th place on Vanderbilt's all-time scoring list with 1,025 points.

BOX SCORE

Vanderbilt - 106	Record: 10-1												
	NO.	Name	Min	FG	3P	FT	Rebounds	Fouls	TP	AS	TS	Blocks	±
10	Jane Nwabia	15:30	1-5	0-3	0-0	1-0	1-0	0	2	2	0	0	17
12	Khamil Pierre	37:32	19-28	0-0	4-6	9-10	18-1	4	7	42	1	8	11
1	Mikayla Blakes	36:07	7-19	1-4	2-2	2-2	3-4	1	4	2	0	0	14
11	Jordyn Oliver	24:38	3-4	0-0	2-2	2-2	4-6	1	1	2	0	0	43
23	Iyana Moore	20:25	3-10	1-7	3-4	0-1	1-4	2	7	0	0	1	27
4	Madison Greene	21:51	1-6	0-2	2-2	2-3	1	4	1	1	0	0	42
5	Lailani Kapinus	22:19	5-9	0-1	0-0	6-5	11-1	2	10	2	2	0	41
14	Aiyana Mitchell	02:17	2-3	0-0	0-0	1-3	4-4	1	1	4	0	0	18
24	Apa Mikauri	07:45	0-3	0-3	0-0	2-2	0-0	0	0	0	0	0	6
3	Justine Pissotti	07:29	1-3	0-1	0-0	1-0	1-0	0	0	0	0	0	11
2	Jack Brown	06:19	1-1	0-0	0-0	0-0	0-0	0	0	0	0	0	11
30	Troy Wilson	02:48	1-3	0-1	0-0	0-0	1-1	0	0	0	0	0	4
Team													
Totals 44:43 124:16 19:28 25 115 18 106 13 2 2 1 2 10													

Biggest lead	ACES		VANDY		Points from Turnovers	ACES		VANDY		Period by Period Scoring			
	3 (1 st 8:49)	0 (4 th 1:45)	12 (4 th 1:45)	0 (1 st 0:00)		20 <td colspan="2">76</td> <td>1st</td> <td>13</td> <td>11</td> <td>9</td> <td>40</td>	76		1st		13	11	9
Best Scoring Run	9 (1 st 8:49)		12 (4 th 1:45)		Paint	40		40		2nd	12	9	11
Lead Changes	2		0		Second Chance	9		40		3rd	12	9	11
Times Tied	0		2		Fast Breaks	2		25		4th	12	9	11
Time with Lead	02:02		37:32		Bench	9		24		VANDY	34	28	20

INDIVIDUAL LEADERS

	Khamil Pierre	Mikayla Blakes	Jane Nwabia	Jordyn Oliver	Iyana Moore	Lailani Kapinus	Madison Greene	Aiyana Mitchell	Jack Brown	Troy Wilson
Points	42 pts	20 pts	5 pts	3 pts	3 pts	11 pts	6 pts	2 pts	1 pt	1 pt
Rebounds	18 reb	11 reb	1 reb	4 reb	4 reb	11 reb	4 reb	4 reb	0 reb	0 reb
Assists	7 ast	5 ast	0 ast	2 ast	2 ast	10 ast	2 ast	2 ast	0 ast	0 ast
Steals	8 stl	5 stl	0 stl	2 stl	2 stl	2 stl	2 stl	2 stl	0 stl	0 stl
Blocks	2 blk	1 blk	0 blk	1 blk	1 blk	1 blk	1 blk	1 blk	0 blk	0 blk

GAME 12 Vanderbilt at Dayton

	1	2	3	4	TOTAL
	33	13	13	21	80
	15	24	17	10	66

DATE Dec. 19, 2024 **SITE** UD Arena (Dayton, Ohio)

TIPOFF 6:02 p.m. **CT END** 7:43 p.m. **ELAPSED** 1:41
ATTENDANCE 1,632

DORES FLYOVER DAYTON

DAYTON, Ohio - Sophomore Madison Greene made the most of her return to her home state, as the guard registered a career-high 25 points off the bench in an 80-66 win at Dayton on Thursday night.

Greene, a native of Columbus, Ohio, recorded the first 20-plus point performance of her collegiate career in her return to the Buckeye State. Her 25 points off the bench marked the first time that a Dore scored at least 25 points in a reserve role since Erin Whalen's 25-point performance vs. No. 10-ranked South Carolina on Jan. 18, 2018. It is Greene's seventh game this season with double-digit points, while it is the sixth time she has scored 10-plus points off the bench this season.

With the win, Vanderbilt improves to 11-1 on the year, while Dayton falls 6-5. The Commodores collect their seventh-straight road win with the victory over the Flyers, a streak that dates back to last season.

Greene was one of four double-digit scorers for Vanderbilt on Thursday night. Freshman Mikayla Blakes tallied 16 points and collected a game-high five steals. Blakes' performance vs. the Flyers pushed her double-digit scoring streak to 12 games to open her Vanderbilt career.

Sophomore Khamil Pierre extended her double-digit scoring streak to 14 games with a 14-point, 10-rebound effort. It is Pierre's eighth double-double of the season, which is second in all of NCAA Division I. Senior Iyana Moore matched Pierre with 14 points of her own. Moore's 14-point performance gives her 1,039 career points, which puts her in a tie for 35th on Vanderbilt's all-time scoring list with Chelsie Hall.

As a team, the Commodores shot 38.2 percent from the field, while Dayton connected on 49.1 percent on its shots. Vanderbilt forced the Flyers into 26 turnovers and collected 16 steals, 10 of which came in the first quarter. Vandy hit nine 3-point field goals in the victory, with seven coming in the opening stanza. The Commodores outscored Dayton 32-7 in points off turnovers.

BOX SCORE

Vanderbilt - 80	Record: 11-1												
	NO.	Name	Min	FG	3P	FT	Rebounds	Fouls	TP	AS	TS	Blocks	±
10	Jane Nwabia	11:38	1-2	0-1	1-1	1-2	2-1	3	0	0	0	0	4
12	Khamil Pierre	35:21	7-19	0-0	5-5	10-10	2-2	10	4	0	0	0	19
1	Mikayla Blakes	35:50	6-17	2-8	2-2	1-0	4-4	16	3	0	0	1	19
11	Jordyn Oliver	38:20	2-4	0-0	2-2	3-5	2-1	6	7	1	3	0	18
23	Iyana Moore	38:36	5-16	4-9	0-0	3-3	2-0	14					

GAME RECAPS

GAME 13 Vanderbilt vs. West Georgia

	1	2	3	4	TOTAL
	14	13	25	16	68
	24	35	20	24	103

DATE Dec. 21, 2024 **SITE** Memorial Gymnasium (Nashville, Tenn.)

TIPOFF 11:00 a.m. **END** 12:43 p.m. **ELAPSED** 1:43
ATTENDANCE 2,634

DORES OUTRUN WOLVES

NASHVILLE, Tenn. – The Vanderbilt women's basketball team broke the 100-point plateau for the fourth time this season as the Commodores collected a 103-68 win over West Georgia on Saturday afternoon at Memorial Gymnasium.

The Commodores got a 20-plus point performance from freshman Mikayla Blakes and sophomore Khamil Pierre for the sixth time this season. Blakes registered a game-high 24 points to extend her double-digit scoring streak to 13 games to begin her Vanderbilt career. Meanwhile, Pierre registered her fourth-straight double-double, 10th overall this season. The 6-2 forward has collected a double-double in six of her last seven games, as her 10 double-doubles overall are the fifth-most collected by a Commodore in a single season in program history. Blakes and Pierre are the only pair of teammates in NCAA Division I, both on the men's side and women's side, to average over 20.0 points per game this season.

With the victory, Vanderbilt improves to 12-1 on the year, while West Georgia falls to 5-5. The Dores have now won 19-straight home games against nonconference teams dating back to the 2022-23 campaign. The Commodores led from start to finish against the Wolves, as Vandy collected its ninth-straight victory overall at Memorial Gymnasium. Additionally, it is Vanderbilt's sixth victory of 35 or more points during the 2024-25 campaign.

Senior Iyana Moore registered 16 points to extend her double-digit scoring streak to six games. Moore's performance against West Georgia moved her to No. 34 on Vanderbilt's all-time scoring list, as she now has 1,055 career points, one point away from moving into 33rd on the list. Graduate student Leilani Kapinus rounded out a quartet of double-digit scorers for the Commodores, scoring 10 points off the bench.

The Dores shot 48.8 percent from the field while limiting West Georgia to a 36.8 percent clip in field goal percentage. Vanderbilt forced 26 turnovers and collected 17 steals in the win, as the Commodores outscored UWG, 37-16, in points off turnovers. Vandy has now collected 16 or more steals in each of its last three contests.

BOX SCORE

West Ga. - 68												
Record: 5-5												
NO. Name	Min	FG	3P	FT	Rebounds	Fouls	TP	AS	TS	Blocks	ST	TS
		M/A	M/A	M/A	OR	DR	OR	DR	OR	DR	OR	DR
12 Destiny Jones	28:19	2-6	0-0	0-2	4	1	2	3	0	1	2	3
14 Arianna Blake	22:09	5-6	0-0	0-2	2	1	1	1	1	1	2	0
2 Zuriyah Davis	24:51	3-4	2-4	0-0	1	1	1	1	1	1	1	0
3 Mikayla Anderson	19:42	2-7	0-2	2-2	3	4	2	3	0	3	0	0
5 Grace O'Gara	24:44	3-9	0-0	2	1	3	1	0	0	0	0	0
30 K'Nairi Holliday	25:48	1-3	0-1	0-0	0	6	6	4	0	2	3	0
1 Sydne Tolbert	29:02	6-14	1-4	2-2	3	0	3	2	1	15	3	4
13 Brecca Ledford	18:14	3-6	2-4	2-2	0	1	1	1	1	1	0	0
15 Riley Black	04:09	0-1	0-0	2-2	0	2	0	2	0	0	0	0
21 Hannah Hicks	01:26	0-0	0-0	0-0	0	0	0	0	0	0	0	0
10 Caitie Trower	01:18	0-0	0-0	0-0	0	0	0	0	0	0	0	0
11 Gaila-Fort	01:18	0-0	0-0	0-0	0	0	0	0	0	0	0	0
Team					4	5	0	0	0	0	0	0
Totals	25:08	10/29	9/12	19/23	41	14	10	19	28	18	3	3

Vanderbilt - 103												
Record: 12-1												
NO. Name	Min	FG	3P	FT	Rebounds	Fouls	TP	AS	TS	Blocks	ST	TS
		M/A	M/A	M/A	OR	DR	OR	DR	OR	DR	OR	DR
10 J'ane Nwabia	15:03	2-2	1-1	0-0	1	2	1	1	1	5	1	0
12 Khamil Pierre	22:43	10-15	4-6	0-0	3	4	6	10	4	23	3	1
1 Mikayla Blakes	27:09	12-20	6-8	0-0	2	4	0	0	24	6	2	0
11 Jordyn Oliver	17:45	0-0	0-0	1-1	1	2	0	0	2	2	4	3
23 Iyana Moore	21:29	5-16	3-9	3-4	1	1	2	0	2	16	2	0
4 Madison Greene	11:26	0-0	0-0	2-2	1	3	1	0	1	0	1	0
14 Ayana Mitchell	16:07	2-4	0-0	3-2	5	2	0	2	8	2	0	2
5 Leilani Kapinus	22:40	4-7	1-3	1-1	1	1	1	1	3	1	0	1
24 Aga Makurat	16:42	0-4	0-4	0-0	3	2	0	0	2	1	1	0
13 Justine Pissoft	11:13	1-2	1-2	0-2	1	4	5	1	1	3	1	0
23 Jastia Brown	10:00	2-2	1-2	0-2	2	1	1	1	6	0	1	0
30 Trinity Wilson	05:43	3-3	0-0	0-0	2	2	0	0	0	1	1	0
Team					6	2	8	0	0	0	0	0
Totals	41:44	72/77	14/19	24/27	51	11	13	103	23	13	7	3

Technical Fouls:Anderson 4*24.4													
Shooting By Period													
NO. Name	1st	2nd	3rd	4th	FT	Rebounds	Fouls	TP	AS	TS	Blocks	ST	
	M/A	M/A	M/A	M/A	M/A	OR	DR	OR	DR	OR	DR	OR	DR
10 J'ane Nwabia	1/1	0/0	0/0	0/0	0/0	1	2	1	1	0	1	1	
12 Khamil Pierre	11/11	6/6	0/0	0/0	0/0	3	4	6	10	4	2	3	
1 Mikayla Blakes	12/20	6/8	0/0	0/0	0/0	2	4	0	0	24	6	2	
11 Jordyn Oliver	0/0	0/0	1/1	1/1	0/0	1	2	0	0	2	2	4	
23 Iyana Moore	5/16	3/9	3/4	3/4	0/0	1	1	2	0	2	16	2	
4 Madison Greene	0/0	0/0	2/2	2/2	0/0	1	3	1	0	0	1	0	
14 Ayana Mitchell	2/4	0/0	3/2	3/2	0/0	5	2	0	2	8	2	2	
5 Leilani Kapinus	4/7	1/3	1/1	1/1	0/0	1	1	1	3	1	0	1	
24 Aga Makurat	0/4	0/4	0/0	0/0	0/0	3	2	0	0	2	1	0	
13 Justine Pissoft	1/2	1/2	0/2	0/2	0/0	1	4	5	1	3	1	0	
23 Jastia Brown	2/2	2/2	0/2	0/2	0/0	2	1	1	6	0	1	0	
30 Trinity Wilson	3/3	0/0	0/0	0/0	0/0	2	2	0	0	1	1	0	
Team						6	2	8	0	0	0	0	
Totals	40/71	51/59	14/19	24/27	51	11	13	103	23	13	7	3	

Period by Period Scoring													
NO. Name	1st	2nd	3rd	4th	FT	Rebounds	Fouls	TP	AS	TS	Blocks	ST	
	M/A	M/A	M/A	M/A	M/A	OR	DR	OR	DR	OR	DR	OR	DR
10 J'ane Nwabia	1/1	0/0	0/0	0/0	0/0	1	2	1	1	0	1	1	
12 Khamil Pierre	11/11	6/6	0/0	0/0	0/0	3	4	6	10	4	2	3	
1 Mikayla Blakes	12/20	6/8	0/0	0/0	0/0	2	4	0	0	24	6	2	
11 Jordyn Oliver	0/0	0/0	1/1	1/1	0/0	1	2	0	0	2	2	4	
23 Iyana Moore	5/16	3/9	3/4	3/4	0/0	1	1	2	0	2	16	2	
4 Madison Greene	0/0	0/0	2/2	2/2	0/0	1	3	1	0	0	1	0	
14 Ayana Mitchell	2/4	0/0	3/2	3/2	0/0	5	2	0	2	8	2	2	
5 Leilani Kapinus	4/7	1/3	1/1	1/1	0/0	1	1	1	3	1	0	1	
24 Aga Makurat	0/4	0/4	0/0	0/0	0/0	3	2	0	0	2	1	0	
13 Justine Pissoft	1/2	1/2	0/2	0/2	0/0	1	4	5	1	3	1	0	
23 Jastia Brown	2/2	2/2	0/2	0/2	0/0	2	1	1	6	0	1	0	
30 Trinity Wilson	3/3	0/0	0/0	0/0	0/0	2	2	0	0	1	1	0	
Team						6	2	8	0	0	0	0	
Totals	40/71	51/59	14/19	24/27	51	11	13	103	23	13	7	3	

Points from Turnovers													
NO. Name	1st	2nd	3rd	4th	FT	Rebounds	Fouls	TP	AS	TS	Blocks	ST	
	M/A	M/A	M/A	M/A	M/A	OR	DR	OR	DR	OR	DR	OR	DR
10 J'ane Nwabia	1/1	0/0	0/0	0/0	0/0	1	2	1	1	0	1	1	
12 Khamil Pierre	11/11	6/6	0/0	0/0	0/0	3	4	6	10	4	2	3	
1 Mikayla Blakes	12/20	6/8	0/0	0/0	0/0	2	4	0	0	24	6	2	
11 Jordyn Oliver	0/0	0/0	1/1	1/1	0/0	1	2	0	0	2	2	4	
23 Iyana Moore	5/16	3/9	3/4	3/4	0/0	1	1	2	0	2	16	2	
4 Madison Greene	0/0	0/0	2/2	2/2	0/0	1	3	1	0	0	1	0	
14 Ayana Mitchell	2/4	0/0	3/2	3/2	0/0	5	2	0	2	8	2	2	
5 Leilani Kapinus	4/7	1/3	1/1	1/1	0/0	1	1	1	3	1	0	1	
24 Aga Makurat	0/4	0/4	0/0	0/0	0/0	3	2	0	0	2	1	0	
13 Justine Pissoft	1/2	1/2	0/2	0/2	0/0	1	4	5	1	3	1	0	
23 Jastia Brown	2/2	2/2	0/2	0/2	0/0	2	1	1	6	0	1	0	
30 Trinity Wilson	3/3	0/0	0/0	0/0	0/0	2	2	0	0	1	1	0	
Team						6	2	8	0	0	0	0	
Totals	40/71	51/59	14/19	24/27	51	11	13	103	23	13	7	3	

Period by Period Scoring													
NO. Name	1st	2nd	3rd	4th	FT	Rebounds	Fouls	TP	AS	TS	Blocks	ST	
	M/A	M/A	M/A	M/A	M/A	OR	DR	OR	DR	OR	DR	OR	DR
10 J'ane Nwabia	1/1	0/0	0/0	0/0	0/0	1	2	1	1	0	1	1	
12 Khamil Pierre	11/11	6/6	0/0	0/0	0/0	3	4	6	10	4	2	3	
1 Mikayla Blakes	12/20	6/8	0/0	0/0	0/0	2	4	0	0	24	6	2	
11 Jordyn Oliver	0/0	0/0	1/1	1/1	0/0	1	2	0	0	2	2	4	
23 Iyana Moore	5/16	3/9	3/4	3/4	0/0	1	1	2	0	2	16	2	
4 Madison Greene	0/0	0/0	2/2	2/2	0/0	1	3	1	0	0	1	0	
14 Ayana Mitchell	2/4	0/0	3/2	3/2	0/0	5	2	0	2	8	2	2	
5 Leilani Kapinus	4/7	1/3	1/1	1/1	0/0	1	1	1	3	1	0	1	
24 Aga Makurat	0/4	0/4	0/0	0/0	0/0	3	2	0	0	2	1	0	
13 Justine Pissoft	1/2	1/2	0/2	0/2	0/0	1	4	5	1	3	1	0	
23 Jastia Brown	2/2	2/2	0/2	0/2	0/0	2	1	1	6	0	1	0	
30 Trinity Wilson	3/3	0/0	0/0	0/0	0/0	2	2	0	0	1	1	0	
Team						6	2	8	0				

GAME RECAPS

GAME 16 Vanderbilt vs. 16/16 Kentucky

	1	2	3	4	TOTAL
UK	23	23	23	19	88
V	13	18	24	15	70

DATE Jan. 5, 2025 **SITE** Memorial Gymnasium (Nashville, Tenn.)

TIPOFF 2:00 p.m. **END** 3:47 p.m. **ELAPSED** 1:47
ATTENDANCE 8,501

DORES FALL TO WILDCATS

NASHVILLE, Tenn. - The Vanderbilt women's basketball team dropped its first SEC contest of the 2024-25 season Sunday afternoon, as the Commodores fell 96-78 to No. 16-ranked Kentucky at Memorial Gym.

Freshman Mikayla Blakes led the way for the Dores with a game-high 24 points. The guard recorded her 10th contest with 20 or more points this season, the most collected by a Vanderbilt freshman in program history. The Somerset, New Jersey, native hit three 3-point field goals and collected a team-best three steals against the Wildcats.

Sophomore Khamil Pierre posted a double-double for the 11th time this season, as the forward scored 19 points and pulled down 11 rebounds. Pierre matched her career high in assists with five. The forward's 19 points extend her double-digit scoring streak to 18 games. It is the sixth-longest double-figure scoring streak by a Commodore since 1999-00.

Senior Iyana Moore registered a season-high 17 points for the second time this season, which she first accomplished vs. Michigan State on Nov. 27. The guard drilled a team-best five 3-point field goals. Graduate Jordyn Oliver nearly pulled down double-digit rebounds for the second-straight contest with nine caroms on Sunday.

The loss snaps Vandy's 11-game home winning streak dating back to last season. The Commodores fall to 14-2 overall on the year and now stand at 1-1 in SEC play.

The Dores couldn't overcome a hot-shooting Wildcat team, as Kentucky posted a 54.1 percent success rate from the floor and hit 15 3-pointers. Vanderbilt shot 36.5 percent from the floor and forced double-digit turnovers for the 16th-straight game. Despite being outrebounded 41-39 overall, the Commodores were able to post a 19-9 edge over Kentucky on the offensive glass, which led to a 26-9 advantage in second change points for the Dores.

BOX SCORE

NO. Name	Min	FG	3P	FT	Rebounds		Fouls	TP	AS	TO	ST	Blocks	+/-	Shooting By Period		
					off	tot								1st	2nd	3rd
7 Teanna Key	17:43	5-8	2-3	2-4	12	5	7	1	1	2	1	1	0	11	37%	41%
32 Amelia Hassetz	30:38	7-11	6-10	1-2	4	2	9	4	0	20	5	0	0	0	77%	78%
13 Clara Strack	37:45	6-19	1-2	4-6	11	15	3	5	17	3	3	0	0	0	31%	50%
3 Georgia Amoree	38:58	9-18	5-10	5-5	0	2	3	5	24	4	0	0	0	0	50%	50%
10 Dacia Lawrence	38:49	6-10	3-5	2-3	0	1	1	2	17	0	0	0	0	0	60%	60%
17 Clara Silva	13:32	1-1	0-0	0-0	4	4	0	3	2	2	1	0	1	0	0%	0%
2 Sarah Tyler	04:22	0-0	0-0	2-2	0	0	0	1	2	0	0	0	0	0	0%	0%
4 Lexi Blue	03:06	0-1	0-0	0-0	0	0	0	0	0	0	0	0	0	0	0%	0%
5 Cassidy Rowe	08:28	0-1	0-1	0-0	1	0	1	1	0	1	0	1	0	1	0%	100%
Team		36-81	15-31	15-20	9	32	41	19	20	10	4	4	1	10	37%	41%
Totals		36-81	15-31	15-20	9	32	41	19	20	10	4	4	1	10	37%	41%

NO. Name	Min	FG	3P	FT	Rebounds		Fouls	TP	AS	TO	ST	Blocks	+/-	Shooting By Period		
					off	tot								1st	2nd	3rd
10 Jane Nwabia	17:50	1-5	1-3	2-4	3	1	4	3	1	0	0	0	0	11	20%	50%
12 Khamil Pierre	37:21	8-22	0-1	3-4	5	6	11	4	19	5	0	0	0	3	36%	31%
11 Jordyn Oliver	35:34	9-22	3-11	3-4	1	5	4	4	24	0	4	1	1	13	41%	25%
23 Iyana Moore	36:28	5-16	5-13	2-2	1	2	4	1	17	2	2	1	0	18	31%	33%
4 Madison Greene	12:80	0-1	0-1	0-0	0	2	1	0	0	0	0	0	0	14	0%	0%
14 Alyana Mitchell	09:04	1-1	0-0	2-4	1	0	0	2	4	0	0	0	0	10	0%	0%
Team		27-74	9-30	15-20	19	30	20	18	78	11	13	1	1	41	37%	41%
Totals		27-74	9-30	15-20	19	30	20	18	78	11	13	1	1	41	37%	41%

Biggest lead	Points from Turnovers	Points from Fast Breaks	Points from Second Chance	Period by Period Scoring				
				1st	2nd	3rd	4th	
21 (4 th 3:38)	11 (1 st 9:04)	9	26	KENT	31	20	18	20
Best Scoring Run (6 th 7:30)	8 (2 nd 8:46)	6	5	VANDY	17	21	19	21
Lead Changes	2	2	2					
Times Tied	0	0	0					
Time with Lead	39:04	00:21	0					

INDIVIDUAL LEADERS

Points	Rebounds	Assists	Steals	Blocks
Mikayla Blakes - 24 pts	Khamil Pierre - 19 pts	Khamil Pierre - 11 reb	Jordyn Oliver - 9 reb	Khamil Pierre - 5 ast
Georgia Amoree - 24 pts	Amelia Hassetz - 20 pts	Jordyn Oliver - 3 ast	Mikayla Blakes - 3 stl	Mikayla Blakes - 1 blk
Clara Strack - 15 reb	Amelia Hassetz - 9 reb	I. Moore/J. Oliver - 1 stl		
Georgia Amoree - 9 ast	Amelia Hassetz - 5 ast			
Dacia Lawrence - 2 stl	T. Key/C. Rowe - 1 stl			
Clara Strack - 2 blk	T. Key/C. Silva - 1 blk			

GAME 17 Vanderbilt at Ole Miss

	1	2	3	4	TOTAL
V	11	14	12	22	59
Ole Miss	17	27	27	16	87

DATE Jan. 9, 2025 **SITE** SJB Pavilion at Ole Miss (Oxford, Miss.)

TIPOFF 5:00 p.m. **END** 6:51 p.m. **ELAPSED** 1:51
ATTENDANCE 3,825

COLD NIGHT IN OXFORD

OXFORD, Miss. - The Vanderbilt women's basketball team fell at Ole Miss, 87-59, in its first road SEC contest of the 2024-25 season.

Senior Iyana Moore moved into a tie for ninth place on Vanderbilt's all-time 3-point field goals made list in the loss, as she has now made 173 career 3-pointers to equal Paige Redman's (1996-99) career total. Moore is six 3-pointers away from moving into a tie with Michelle Palmisano (1995-97) for eighth on the list. The senior had 14 points against the Rebels to also extend her double-digit scoring streak to 10 games.

Sophomore Khamil Pierre pushed her double-figure scoring streak to 19 games, as the 6-2 forward registered 11 points in the loss. Pierre's 19-game double-digit scoring streak is the longest by a Commodore since 2013-14 and is tied for the fourth-longest streak since 1999-00.

Freshman Mikayla Blakes registered double-digit points for the 16th game this season with a team-best 19 points at Ole Miss. Blakes has now scored double figures in each of her last three games, while she has tallied double-digit points in all but one game this season.

The Dores fall to 14-3 overall on the year, while Vandy now stands at 1-2 in SEC play. Ole Miss improves to 11-4 and 2-1 in league games. The loss snaps Vanderbilt's seven-game winning streak in true road games, which dates back to the 2023-24 campaign.

For the second-straight game, an opponent started hot from the floor against the Commodores, as Ole Miss hit 54.4 percent of its shots from the floor in the first half. Mississippi's hot shooting and defensive pressure allowed the Rebels to jump out to a double-digit early that they would never relinquish.

Vanderbilt shot 43.4 percent from the floor in the loss, while Ole Miss posted a 52.4 percent field goal percentage. The Rebels forced Vandy into a season-high 23 turnovers, while the Commodores turned over Mississippi a total of 18 times.

BOX SCORE

NO. Name	Min	FG	3P	FT	Rebounds		Fouls	TP	AS	TO	ST	Blocks	+/-	Shooting By Period		
					off	tot								1st	2nd	3rd
10 Jane Nwabia	10:43	1-1	0-0	0-0	0	0	0	2	0	1	1	0	0	17	30%	26
12 Khamil Pierre	25:36	5-12	0-0	1-3	1	2	9	4	11	1	0	2	1	10	41%	12
11 Mikayla Blakes	36:11	9-16	2-7	1-2	1	4	3	18	2	5	1	0	1	25	56%	50%
11 Jordyn Oliver	36:40	0-2	0-0	0-0	1	2	3	0	6	2	1	0	0	18	0%	0%
23 Iyana Moore	37:52	5-13	2-7	2-2	0	4	0	3	14	2	3	2	0	27	38%	44
5 Leilani Kapinus	17:07	1-2	0-0	0-1	1	2	3	2	0	0	0	0	0	4	50%	54
14 Ayana Mitchell	12:10	1-1	0-0	0-0	0	2	1	0	1	1	0	0	0	13	0%	0%
4 Madison Greene	20:22	0-5	0-2	5-6	1	3	1	9	4	3	2	0	0	18	0%	0%
13 Justine Pisset	04:09	0-1	0-1	0-0	0	0	0	0	0	1	0	0	0	4	0%	0%
30 Trinity Wilson	02:40	0-0	0-0	0-0	0	0	0	1	0	0	0	0	0	5	0%	0%
Team		23-53	4-17	9-14	7	19	28	13	20	11	23	1	3	20	37%	24
Totals		23-53	4-17	9-14	7	19	28	13	20	11	23	1	3	20	37%	24

NO. Name	Min	FG	3P	FT	Rebounds		Fouls	TP	AS	TO	ST	Blocks	+/-	Shooting By Period		
					off	tot								1st	2nd	3rd
7 Star Jacobs	19:47	4-6	0-0	2-2	2	4	3	1	10	2	1	0	0	8	67%	15
24 Madison Scott	17:21	5-8	0-0	0-0	2	3	5	1	0	10	7	1	0	30	62%	22
0 Sira Thienou	02:47	1-0	1-3	1-2	1	3	4	2	0	4	2	0	0	23	0%	11
2 Tameiya Sadler	08:03	3-7	2-5	2-2	0	4	4	2	2	10	2	0	0	23	43%	48
3 Kennedy Todd Williams	34:17	7-13	5-7	6-6	2	4	6	1	4	25	7	2	2	30	54%	51
20 Ayana Thompson	11:53	0-4	0-4	0-0	0	0	0	0	0	0	0	0	0	2	0%	0%
1 Kirstan Deans	17:26	2-4	1-3	0-0	2	2	2	2	5	1	3	1	0	13	50%	26
33 Kharaysia Richardson	14:46	3-6	0-0	1-1	2	2	4	3	1	7	0	0	0	0	50%	9
12 Christeen Ievlala	04:10	0-2	0-0	0-0	1	1	1	1	4	0	0	0	0	2	0%	0%
13 Mariyah Noel	01:55	0-1	0-0	0-0	0	0	0	0	0	0	0	0	0	4	0%	0%
33 Rhena Collins	01:55	0-1	0-0	0-0	0	0	0	0	0	0	0	0	0	4	0%	0%
11 Fabi Dijo	01:42	0-0	0-0	0-0	0	0	0	0	0	0	0	0	0	3	0%	0%
Team		33-63	9-22	12-14	11	25	36	13	27	22	12	3	3	20	49%	52
Totals		33-63	9-22	12-14	11	25	36	13	27	22	12	3	3	20	49%	52

Biggest lead	Points from Turnovers	Points from Fast Breaks	Points from Second Chance	Period by Period Scoring				
				1st	2nd	3rd	4th	
11 (1 st 10:00)	25 (3 rd 3:06)	10	38	VU	11	14	12	22
Best Scoring Run (6 th 8:31)	8 (3 rd 3:45)	1	5	OM	17	27	16	87
Lead Changes	0	0	0					
Times Tied	0	0	0					
Time with Lead	00:00	39:24	0					

INDIVIDUAL LEADERS

Points	Rebounds	Assists	Steals	Blocks
Mikayla Blakes - 19 pts	Iyana Moore - 14 pts	Mikayla Blakes - 5 reb	Jordyn Oliver - 4 reb	Khamil Pierre - 1 blk
Kennedy Todd Williams - 25 pts	Sira Thienou - 16 pts	Jordyn Oliver - 6 ast	Madison Greene - 4 ast	
Mikayla Blakes - 5 reb	Iyana Moore - 4 reb	Three Tied w/ 7 ast	Tameiya Sadler - 2 stl	Three Tied w/ 1 stl
Kennedy Todd Williams - 6 reb	Madison Scott - 4 reb	Three Tied w/ 2 stl	Three Tied w/ 1 stl	Kennedy Todd Williams - 2 blk
Madison Scott - 4 reb		Three Tied w/ 2 stl	Three Tied w/ 1 stl	Madison Scott - 1 blk

GAME 18 Vanderbilt at 5/4 LSU

	1	2	3
--	---	---	---



GAME RECAPS

GAME 20 Vanderbilt vs. 15/15 Tennessee

	1	2	3	4	TOTAL
	21	5	19	25	70
	21	16	17	17	71

DATE Jan. 19, 2025 **SITE** Memorial Gymnasium (Nashville, Tenn.)

TIPOFF 2:00 p.m. **END** 4:11 p.m. **ELAPSED** 2:11
ATTENDANCE 8,299

DORES OUTLAST LADY VOLUNTEERS

NASHVILLE, Tenn. – A putback from freshman Mikayla Blakes with 0.8 seconds left on the clock lifted the Vanderbilt women's basketball team to a thrilling 71-70 victory over No. 15/15-ranked Tennessee at Memorial Gymnasium on Sunday afternoon.

The Dore trailed Tennessee 70-69 with 4.9 seconds remaining in the contest. Vanderbilt called a timeout to advance the ball.

Out of the break, sophomore Khamil Pierre drove down the lane with a defender on her hip and went up for a layup with 2.7 seconds left on the clock. The ball rimmed out and found the hands of Blakes, who perfectly timed her jump over a Tennessee defender to corral the rebound. In one swift motion, the freshman glided through the air and gently tipped the ball back into the basket to give the Commodores the 1-point victory over their in-state rivals.

Blakes scored a game-high 23 points in the victory over the No. 15-ranked Lady Vols. Pierre also had a 20-plus point performance against Tennessee, as she registered 21 points. Pierre's 21-point effort on Sunday pushed her double-digit scoring streak to 21 games. Senior Iyana Moore extended her double-digit scoring streak to a career-best 12 games with a 17-point effort. Moore also had a game-best three 3-point field goals on Sunday.

Vanderbilt's victory over the No. 15/15-ranked Lady Vols marks the Commodores' first win against a ranked team since knocking off No. 15/21-ranked Florida, 63-59, back on Feb. 24, 2022, at Memorial Gymnasium. It is also the second time the Dore have beaten a ranked opponent in the Ralph era.

Sunday's win marked the 900th victory for the Vanderbilt women's basketball program. The Commodores end their current three-game losing streak as Vanderbilt improves to 15-4 overall and 2-3 in SEC play. Vandy also snaps its eight-game skid against Tennessee. The last time the Dore collected a win over the Lady Volunteers came on Feb. 28, 2019, with a 76-69 victory in Knoxville. Vanderbilt also posted its first win over Tennessee in Memorial Gym since the 2013-14 campaign when the Commodores won, 74-63, on Jan. 12, 2014.

The Dore shot 37.1 percent from the field and 31.6 percent from behind the arc. Each team hit six 3-pointers in the game, as Vanderbilt limited Tennessee to half of what the Lady Vols average per game this season. Vandy forced the Lady Volunteers into 10 turnovers, which led to a 13-10 edge in points off turnovers for the Dore. Vanderbilt also came up clutch at the free throw line on Sunday, as the Dore went 19-22 from the charity stripe.

BOX SCORE

Tennessee - 70												
Record: 15-3 (3-3)												
NO. Name	Min	FG	3P	FT	Rebounds	Fouls	TP	AS	TO	ST	Blocks	pts
		att	att	att	off	tot						
11 Zee Spearman	30:05	4-8	0-0	3-4	7	11	3	3	11	0	0	0
0 Jewel Spear	29:00	3-14	2-10	2-2	1	2	3	3	1	0	0	0
2 Ruby Whitehorn	25:52	3-9	0-2	2-2	2	3	5	4	3	8	1	1
7 Samara Spencer	25:55	3-8	0-5	4-5	1	5	6	3	6	0	0	0
50 Talysia Cooper	32:56	10-22	2-4	0-0	3	2	5	4	1	22	2	2
21 Teira Dobby	08:19	3-4	0-0	0-0	0	0	0	0	0	0	0	0
33 Alyssa Latham	08:58	0-0	0-0	1-2	2	1	3	0	1	1	0	0
53 Jillian Hollingshead	09:50	0-1	0-0	0-0	1	0	1	0	0	1	0	0
1 Sara Puckett	14:08	0-1	0-1	0-0	0	0	0	0	0	1	1	0
4 Karlyla Boyd	14:51	0-1	0-1	0-0	1	2	2	0	0	1	1	0
Team					1	2	2	1	1	1	0	0
Totals	26:48	62:36	12:19	16:29	42	24:15	10	12	10	5	3	31

Shooting By Period												
1st	2nd	3rd	4th	OT	FT	3P	FT	3P	FT	3P	FT	3P
FG%	31.8	37.5	37.5	37.5	37.5	37.5	37.5	37.5	37.5	37.5	37.5	37.5
FT%	50.0	100.0	100.0	100.0	100.0	100.0	100.0	100.0	100.0	100.0	100.0	100.0
3P%	0.0	0.0	0.0	0.0	0.0	0.0	0.0	0.0	0.0	0.0	0.0	0.0


Vanderbilt - 71												
Record: 15-4 (3-3)												
NO. Name	Min	FG	3P	FT	Rebounds	Fouls	TP	AS	TO	ST	Blocks	pts
		att	att	att	off	tot						
10 Jaree Nwabia	14:11	1-5	0-1	0-0	2	4	2	1	2	1	1	0
12 Khamil Pierre	34:40	4-10	1-1	12-14	0	8	2	3	21	2	2	0
1 Mikayla Blakes	28:18	7-17	2-4	7-8	2	0	2	4	7	2	3	0
11 Jordyn Oliver	34:01	1-4	0-1	0-0	0	4	4	1	0	2	2	1
23 Iyana Moore	37:57	7-18	3-8	0-0	2	4	6	1	3	17	2	0
5 Leilani Kapinus	19:28	1-9	0-1	0-0	2	3	5	1	1	2	0	0
14 Ayana Mitchell	05:49	0-1	0-0	0-0	2	2	0	0	0	1	0	0
4 Madison Greene	22:34	2-6	0-1	0-0	2	2	3	0	4	1	1	0
12 Justine Piscott	02:24	0-0	0-0	0-0	0	0	0	0	0	0	0	0
Team					4	1	5	0	0	0	0	0
Totals	33:42	16:19	19:22	14:26	40	16:23	17	12	12	3	3	31

Shooting By Period												
1st	2nd	3rd	4th	OT	FT	3P	FT	3P	FT	3P	FT	3P
FG%	41.3	30.8%	30.8%	30.8%	30.8%	30.8%	30.8%	30.8%	30.8%	30.8%	30.8%	30.8%
FT%	78.6	87.5	87.5	87.5	87.5	87.5	87.5	87.5	87.5	87.5	87.5	87.5
3P%	19.2	31.6%	31.6%	31.6%	31.6%	31.6%	31.6%	31.6%	31.6%	31.6%	31.6%	31.6%

TENN		Vandy	
Biggest lead	5 (4 th 2:55)	11 (2 nd 0:02)	
Best Scoring Run	6 (4 th 5:29)	9 (2 nd 0:02)	
Lead Changes	8	10	
Times Tied	4	14	
Time with Lead	06:06	30:28	

INDIVIDUAL LEADERS

Points	Mikayla Blakes - 23 pts Khamil Pierre - 21 pts	Talysia Cooper - 22 pts Zee Spearman - 11 pts
Rebounds	Khamil Pierre - 8 reb I. Mooree/J. Nwabia - 6 reb	Zee Spearman - 11 reb Samara Spencer - 6 reb
Assists	Five Tied w/ 2 ast M. Greene/J. Nwabia - 1 ast	Samara Spencer - 6 ast Talysia Cooper - 2 ast
Steals	Three Tied w/ 1 stl	Talysia Cooper - 2 stl Three tied w/ 1 stl
Blocks	Three Tied w/ 1 blk	Talysia Cooper - 2 blk Ruby Whitehorn - 1 blk



GAME 21 Vanderbilt vs. Arkansas

	1	2	3	4	TOTAL
	10	17	20	13	60
	26	27	19	29	101

DATE Jan. 23, 2025 **SITE** Memorial Gymnasium (Nashville, Tenn.)

TIPOFF 6:30 p.m. **END** 8:16 p.m. **ELAPSED** 1:46
ATTENDANCE 3,500

DORES HOG-TIE ARKANSAS

NASHVILLE, Tenn. – The Vanderbilt women's basketball team got off to a fast start against Arkansas on Thursday at Memorial Gymnasium, as the Commodores led wire-to-wire in a 101-60 win over the Razorbacks.

The Dore broke the century mark for the sixth time this season to set a program record for most games with 100-plus points. Meanwhile, the 41-point victory was Vanderbilt's largest margin of victory vs. an SEC team in the Shea Ralph era, and it is the widest margin of victory vs. a conference opponent since a 92-41 win over Mississippi State on Jan. 3, 2013.

Vanderbilt was paced by five double-digit scorers, led by freshman Mikayla Blakes' 24-point performance. Sophomore Khamil Pierre had a 20-point performance, while senior Iyana Moore tallied 18 points. Graduate student Jane Nwabia tallied a season-high 13 points and hit a season-high three 3-pointers, while sophomore Madison Greene contributed 10 points off the bench.

With the win, Vanderbilt improves to 16-4 overall, while the Dore are now an even 3-3 in SEC play. The loss drops Arkansas to 8-13 on the year and 1-5 in league play.

Blakes, the reign USBWA Tamika Catching National Freshman of the Week and the NCAA.com Player of the Week, registered her 12th game of the season with 20 or more points, which leads all freshmen nationally. The guard's 24 points vs. Arkansas extends her double-digit scoring streak to six games. Additionally, Blakes scored 20-plus points for the fourth time over the course of her first six career SEC games.

Pierre's 20-point performance against Arkansas pushed her double-digit scoring streak to 22 games. It is the longest streak by a Dore since Carla Thomas' 29-game stretch during the 2006-07 campaign. The 6-2 forward nearly posted a double-double as she pulled down a game-high nine rebounds.

It is the 11th time this season that Blakes and Pierre have scored 20-plus points in the same game. Their performance against Arkansas also marked the 12th time that both players scored 20 or more points in a game this season.

Vanderbilt collected 17 steals vs. the Razorbacks, marking the ninth game this season that the Dore have posted 15 or more steals in a game. Graduate Leilani Kapinus collected a game-high six steals, while Pierre added four of her own.

The Commodores shot 56.5 percent from the floor and matched their season high with 13 made 3-point field goals. Vandy held Arkansas to an even 40.0 percent field goal percentage. The Dore forced the Razorbacks into 26 turnovers, which led to a 40-13 edge in points off turnovers for Vandy.

BOX SCORE

Arkansas - 60												
Record: 8-13 (1-5)												
NO. Name	Min	FG	3P	FT	Rebounds	Fouls	TP	AS	TO	ST	Blocks	pts
		att	att	att	off	tot						
22 Vera Ojenuwa	25:21	2-6	0-0	4-4	2	1	1	4	0	1	1	0
1 Phoenix Stofen	20:21	3-9	1-2	0-0	0	0	0	3	8	0	0	0
2 Kiki Smith	17:37	2-6	1-3	0-0	1	1	2	0	5	0	0	0
3 Izzy Higginbottom	20:57	2-6	1-3	0-0	0	5	2	3	7	4	0	0
10 Cristina Sanchez-Cerqueira	26:54	1-4	0-1	0-0	2	6	8	1	2	2	0	0
23 Carly Keats	24:48	6-15	4-10	0-0	0	0	0	1	16	1	2	0
34 Jemina Lawrence	12:07	1-2	0-1	0-0	0	0	0	0	1	2	0	0
26 Danika Galan	10:29	1-3	0-1	0-0	2	1	3	0	0	0	0	0
20 Karley Johnson	24:10	6-8	1-3	1-2	3	1	2	14	1	0	2	0
44 Marlyn Archer	02:55	0-1	0-0	0-0	0	0	0	0	0	0	0	0
Team					2	2	0	0	2	2	0	0
Totals	24:00	16:24	7:12	21:39	8	12	60	21	23	13	4	61

Shooting By Period												
1st	2nd	3rd	4th	OT	FT	3P	FT	3P	FT	3P	FT	3P
FG%	41.3	30.8%	30.8%	30.8%	30.8%	30.8%	30.8%	30.8%	30.8%	30.8%	30.8%	30.8%
FT%	100.0	100.0	100.0	100.0	100.0	100.0	100.0	100.0	100.0	100.0	100.0	100.0
3P%	0.0	0.0	0.0	0.0	0.0	0.0	0.0	0.0	0.0	0.0	0.0	0.0

Vanderbilt - 101												
Record: 16-4 (3-3)												
NO. Name	Min	FG	3P	FT	Rebounds	Fouls	TP	AS	TO	ST	Blocks	pts
		att	att	att	off	tot						
10 Jaree Nwabia	15:20	5-8	2-4	0-0	1	2	1	0	13	0	0	0
12 Khamil Pierre	28:51	8-12	0-1	4-6	1	8	9	2	5	20	4	2
1 Mikayla Blakes	26:49	8-13	4-6	4-4	2	0	2	1	2	24	3	1
11 Jordyn Oliver	26:00	1-3	0-0	0-0	0	4	0	0	2	6	0	0
23 Iyana Moore	38:05	7-12	2-2	2-2	0	2	0	1	18	0	0	0
14 Ayana Mitchell	12:01	1-3	0-0	0-0	2	0	2	1	0	2	1	0
4 Madison Greene	19:15	4-6	2-2	0-0	1	1	4	0	0	0	1	0
5 Leilani Kapinus	18:56	2-4	1-2	0-0	2	4	6	1	0	5	3	2
12 Justine Piscott	10:55	2-5	1-4	0-0	1	3	4	1	0	5	0	0
2 Jada Brown	04:48	1-2	0-1	0-0	0	1	1	0	0	2	0	0
24 Aga Makurat	02:55	0-1	0-0	0-0	0	0	0	0	0	1	0	0
30 Trinity Wilson	02:55	0-0	0-0	0-0	0	0	0	0	0	0	0	0
Team					2	2	0	0	0	0	0	0
Totals	39:49	13:25	10:12	11:24	35	12	8	10	21	14	17	41