



6 SEC TOURNAMENT CHAMPIONSHIPS • 28 NCAA TOURNAMENTS • 1 FINAL FOUR • 5 ELITE EIGHTS • 14 SWEET SIXTEENS

VANDERBILT

WOMEN'S BASKETBALL

2024-25 GAME NOTES • GAME 20 • vs. ARKANSAS

2024-25 SCHEDULE

Overall: 15-4 | SEC: 2-3

Home: 11-1 | Away: 3-2 | Neutral: 1-1

NET Ranking: 21 | Streak: W-1

NOVEMBER (7-1)

4	Lipscomb	Win	102-50
8	Austin Peay	Win	93-37
14	at South Florida	Win	62-49
17	Butler	Win	81-52
20	Hampton	Win	94-45
22	Samford	Win	104-59
26	vs. Arizona [^]	Win	71-60
27	vs. (RV/RV) Michigan State [^]	Loss	70-78

DECEMBER (6-0)

1	Appalachian State	Win	94-40
4	at Miami [#]	Win	88-70
14	Evansville	Win	106-40
19	at Dayton	Win	80-66
21	West Georgia	Win	103-68
29	Alabama A&M	Win	93-64

JANUARY (2-3)

2	Georgia*	Win	108-82
5	#16/16 Kentucky*	Loss	78-96
9	at (RV/RV) Ole Miss*	Loss	59-87
11	at #5/4 LSU*	Loss	77-83
19	#15/15 Tennessee*	Win	71-70
23	Arkansas*	6:30 p.m.	SEC Network+
26	at Alabama*	1 p.m.	SEC Network
30	at Florida*	6 p.m.	SEC Network+

FEBRUARY (0-0)

2	Ole Miss*	2 p.m.	SEC Network+
6	at Texas*	8 p.m.	SEC Network
13	Mississippi State*	8 p.m.	SEC Network
16	at Auburn*	3 p.m.	SEC Network
20	at Oklahoma*	6 p.m.	SEC Network+
23	South Carolina*	2 p.m.	SEC Network+
27	Texas A&M*	6:30 p.m.	SEC Network+

MARCH (0-0)

2	at Missouri*	2 p.m.	SEC Network+
6-9	SEC Tournament	TBD	TBD

All times Central • Home games in bold • Neutral games in italics

*SEC game • ^Academy Classic (Palm Springs, Calif.) • #SEC/ACC Challenge • %SEC Tournament

Rankings: AP/Coaches • All games times and dates are subject to change

GAME 20



VANDERBILT (RV/RV) (15-4, 2-3 SEC)

vs. **ARKANSAS** (8-12, 1-4 SEC)



THURSDAY, JAN. 23

6:30 p.m. CT



NASHVILLE, TENN.

Memorial Gymnasium (14,316)



SEC NETWORK+

Alex Gould (Play-By-Play) • Richard Hendrix (Analyst)



94.9 THE FAN

Vanderbilt Athletics App • Jake Lyman

STARTING FIVE

>> The Dores enter Thursday fresh off a thrilling 71-70 win over then-No. 15-ranked Tennessee this past Sunday at Memorial Gym. Freshman Mikayla Blakes' putback tip-in with 0.8 seconds remaining lifted Vanderbilt to its first win over the Lady Volunteers since the 2013-14 season, while the Commodores earned their first victory over a ranked team since knocking off No. 15/21 Florida on Feb. 24, 2022, at Memorial Gymnasium. It is also the second time the Dores have beaten a ranked opponent in the Ralph era.

>> Vanderbilt's win over Tennessee put the Commodores at 15-4 overall and 2-3 in SEC games. The Commodores come into their contest against Arkansas receiving votes in both major college women's basketball polls. Vandy picked up nine votes in this week's Associated Press Top 25 and seven votes in the USA Today/WBCA Coaches Poll.

>> The Commodores are 11-1 at Memorial Gym this season. Vanderbilt has won 12 of its last 13 home games dating back to the 2023-24 campaign. The Dores are 44-18 at home under head coach Shea Ralph.

>> Thursday's matchup between the Commodores and Razorbacks will be the 41st all-time meeting between the schools. Vanderbilt holds the all-time series lead at 28-12 and has won each of the last two contests. The Dores are 3-1 against Arkansas in the Ralph era, which includes last season's 62-53 victory in Fayetteville.

>> Vandy is 16-2 all-time at Memorial Gymnasium against Arkansas. The Commodores won the last meeting between the two in Nashville on Feb. 9, 2023, as Vanderbilt claimed a 78-70 victory.



TEAM COMPARISON

15-4	Overall Record	8-12
86.0	Points Per Game	70.1
62.9	Opp. Per Game	75.7
45.9	Field Goal Pct.	40.5
40.9	Opp. Field Goal Pct.	40.9
31.6	3-Point Pct.	31.2
29.4	Opp. 3-Point Pct.	32.1
77.5	Free Throw Pct.	76.6
40.9	Rebounds Per Game	35.9
+5.4	Rebounding Margin	-7.2
17.6	Assists Per Game	9.9
13.4	Turnovers Per Game	15.8
12.3	Steals Per Game	5.2
3.1	Blocks Per Game	3.4

SERIES HISTORY

Games:	40
Vanderbilt Series Record:	28-12
Games in Nashville:	16-2
Games in Fayetteville:	9-9
Neutral Site Games:	3-1
First Meeting:	Feb. 8, 1992, in Nashville Vanderbilt, 79-75
Last Meeting:	Feb. 25, 2024, in Fayetteville Vanderbilt, 62-53
Last Vandy Win:	Feb. 25, 2024 in Fayetteville, 76-69
Last Vandy Loss:	Jan. 16, 2023 in Fayetteville, 81-84
Last Home Win:	Feb. 9, 2023, 78-70
Last Road Win:	Feb. 25, 2024, 62-53
Last Neutral Win:	March 4, 2010 in Duluth Ga., 65-64 (OT)
Last Home Loss:	Jan. 19, 2020, 66-100
Last Road Loss:	Jan. 16, 2023, 81-84
Last Neutral Loss:	Feb. 23, 2018 at Bridgestone Arena, 76-88
vs. Arkansas under Ralph:	3-1
Current Vanderbilt Streak:	W-2

LAST FIVE GAMES

Date	Location	Vandy Result	Score
02.25.24	Fayetteville	Win	62-53
02.09.23	Nashville	Win	78-70
01.16.23	Fayetteville	Loss	81-84
01.06.22	Nashville	Win	54-51
01.19.20	Nashville	Loss	66-100

PROJECTED STARTERS



1

MIKAYLA BLAKES

G • 5-8 • Fr.
Somerset, N.J.
Rutgers Prep HS

Points • 20.2
FG% • 44.6
3PPFG% • 30.4
Boards • 3.1
Assists • 3.3
Steals • 2.5



10

JANE NWABARA

G • 5-10 • Gr.
Carlson, Calif.
Pepperdine

Points • 5.4
FG% • 47.4
3PPFG% • 33.3
Boards • 2.6
Assists • 1.2
Ast/TO • 1.5



11

JORDYN OLIVER

G • 5-10 • Gr.
Prosper, Texas
Duke • Baylor

Points • 4.1
FG% • 46.7
FT% • 88.9
Boards • 5.5
Assists • 3.8
Ast/TO • 2.8



12

KHAMIL PIERRE

F • 6-2 • So.
Phoenix, Ariz.
Perry HS

Points • 22.3
FG% • 55.4
FT% • 69.2
Boards • 10.2
Assists • 2.1
Steals • 3.1



23

IYANA MOORE

G • 5-8 • Sr.
Milwaukee, Wis.
Blackman HS

Points • 13.6
FG% • 38.1
FT% • 79.1
3PPFG% • 37.2
3PPFG PG • 2.5
Assists • 2.6



ROSTER BREAKDOWN

CLASS

GRADUATE (3): Leilani Kapinus, Jane Nwaba, Jordyn Oliver
SENIOR (2): Iyana Moore, Sacha Washington
JUNIOR (2): Jada Brown, Justine Pissott
SOPHOMORE (4): Madison Greene, Aga Makurat, Aiyana Mitchell, Khamil Pierre
FRESHMAN (2): Mikayla Blakes, Trinity Wilson, Monique Williams*

POSITION

FORWARD (6): Aiyana Mitchell, Jane Nwaba, Khamil Pierre, Justine Pissott, Sacha Washington, Trinity Wilson, Monique Williams*
GUARD (8): Mikayla Blakes, Jada Brown, Madison Greene, Leilani Kapinus, Aga Makurat, Iyana Moore, Jordyn Oliver, Justine Pissott

HOME STATE/COUNTRY

NEW JERSEY (2): Mikayla Blakes, Justine Pissott
WISCONSIN (2): Leilani Kapinus, Iyana Moore
CALIFORNIA (1): Jane Nwaba
GEORGIA (1): Sacha Washington
ARIZONA (1): Khamil Pierre
ARKANSAS (1): Jada Brown
AUSTRALIA (1): Monique Williams*
COLORADO (1): Aiyana Mitchell
MINNESOTA (1): Trinity Wilson
OHIO (1): Madison Greene
POLAND (1): Aga Makurat
TEXAS (1): Jordyn Oliver

*Early enrollee, will begin collegiate career in '25-26

COACHES & STAFF

HEAD COACH: SHEA RALPH • 4TH SEASON
ASSOCIATE HEAD COACH: TOM GARRICK • 4TH SEASON
ASSISTANT COACH: ASHLEY EARLEY • 4TH SEASON
ASSISTANT COACH: KEVIN DEMILLE • 4TH SEASON
AST. COACH/AST. DIR. OF OPS: ERIC MUNDINGER • 3RD SEASON
CHIEF OF STAFF/EXECUTIVE DIR. OF OPS: CHRIS BRANN • 4TH SEASON
DIR. OF INTERNAL OPS/ON-CAMPUS RECRUITING COORD: KOKO NELSON • 4TH SEASON
DIR. OF STRENGTH & CONDITIONING: JENA READY • 1ST SEASON
SENIOR ASSO. ATHLETIC TRAINER: ALLISON SHEPHERD • 4TH SEASON
DIR. OF CREATIVE CONTENT: LEAH DUSTERHOFT • 4TH SEASON
DIR. OF SPECIAL PROJECTS & ATHLETIC CULTURE: YVONNE HAWKINS • 1ST SEASON
DIR. OF PLAYER ENGAGEMENT & INFLUENCE: AUDREY MONTGOMERY • 1ST SEASON
VIDEO COORDINATOR: JT OREM • 1ST SEASON
SPORTS INFORMATION DIRECTOR: CHRIS CASKEY • 2ND SEASON



FRONT ROW (L-R) MADISON GREENE, LEILANI KAPINUS, JORDYN OLIVER, IYANA MOORE, JADA BROWN, MIKAYLA BLAKES
BACK ROW (L-R) SACHA WASHINGTON, KHAMIL PIERRE, AGA MAKURAT, AIYANA MITCHELL, JUSTINE PISSOTT, TRINITY WILSON, JANE NWABA

2024-25 ROSTER

No.	Name	POS	HT	YR	EXP	Hometown (Previous School)
1	Mikayla Blakes	G	5-8	Fr.	HS	Somerset, N.J. (Rutgers Prep)
2	Jada Brown	G	5-8	Jr.	2V	Bentonville, Ark. (Bentonville HS)
4	Madison Greene	G	5-6	So.	1V	Columbus, Ohio (Pickerington Central HS)
5	Leilani Kapinus	G	5-10	Gr.	TR	Madison, Wis. (Penn State)
10	Jane Nwaba	F	5-10	Gr.	TR	Carson, Calif. (Pepperdine)
11	Jordyn Oliver	G	5-10	Gr.	1V	Prosper, Texas (Duke)
12	Khamil Pierre	F	6-2	So.	1V	Phoenix, Ariz. (Perry HS)
13	Justine Pissott	G/F	6-4	Jr.	1V	Toms River, N.J. (Tennessee)
14	Aiyana Mitchell	F	6-4	So.	1V	Colorado Springs, Colo. (Fountain-Fort Carson HS)
23	Iyana Moore	G	5-8	Sr.	2V	Milwaukee, Wis. (Blackman HS)
24	Aga Makurat	G	6-2	So.	1V	Sierakowice, Poland (Sopocka Akademia Tenisowa)
30	Trinity Wilson	F	6-3	Fr.	HS	Lakeville, Minn. (Lakeville North HS)
35	Sacha Washington	F	6-2	Sr.	3V	Lawrenceville, Ga. (Collins Hill HS)
-	Monique Williams*	F	6-3	Fr.	HS	Perth, Australia (Willeton Senior HS)

*Early enrollee, will begin collegiate career in '25-26

COACHING STAFF

HEAD COACH: Shea Ralph - 4th Season - UConn '01
ASSOCIATE HEAD COACH: Tom Garrick - 4th Season - Rhode Island '88
ASSISTANT COACH: Ashley Earley - 4th Season - Vanderbilt '05
ASSISTANT COACH: Kevin DeMille - 4th Season - UConn '13
ASSISTANT COACH/AST. DIRECTOR OF OPERATIONS: Eric Munding - 3rd Season - Memphis '20

PRONUNCIATION

JADA BROWN: (Jay-Duh)
LEILANI KAPINUS: (LAY-lawn-EE, Cap-n-IS)
AGA MAKURAT: (Ah-gah, Mock-ew-Rah)
AIYANA MITCHELL: (Eye-on-Uh)
IYANA MOORE: (Eye-on-Uh)
JANE NWABA: (Wah-Buh)
KHAMIL PIERRE: (KAH-Meel, Pea-Air)
JUSTINE PISSOTT: (Jus-TEEN, Pih-SOT)
SACHA WASHINGTON: (Sah-SHUH)
MONIQUE WILLIAMS: (Moh-NEEK)

SEC STANDINGS (AS OF JAN. 22, 2025)

Team	SEC	Record	Streak
2/2 South Carolina	6-0	18-1	W-13
5/4 LSU	5-0	20-0	W-20
11/11 Kentucky	5-0	16-1	W-9
7/7 Texas	4-1	18-2	W-2
19/19 Alabama	4-2	17-3	W-1
Ole Miss (RV/RV)	4-2	13-5	W-2
15/15 Oklahoma	3-3	15-4	L-1
17/17 Tennessee	3-3	15-3	L-1
Vanderbilt (RV/RV)	2-3	15-4	W-1
Texas A&M	2-3	9-8	W-1
Mississippi State (RV/--)	2-4	15-5	L-2
Florida	2-4	11-9	L-2
Arkansas	1-4	8-12	L-2
Auburn	1-5	10-9	W-1
Georgia	1-5	9-11	L-3
Missouri	0-6	11-10	L-6

POLLS

Associated Press Top 25 as of Jan. 20	
1) UCLA (29)	14) Duke
2) South Carolina*	15) Oklahoma*
3) Notre Dame (2)	16) West Virginia
4) Southern Cal	17) Tennessee*
5) LSU*	18) Georgia Tech
6) UConn	19) Alabama*
7) Texas*	20) NC State
8) Maryland	21) Michigan State*
9) TCU	22) California
10) Kansas State	23) Minnesota
11) Kentucky*	24) Michigan
12) Ohio State	25) Baylor
13) North Carolina	*Vanderbilt Opponent

Received Votes: Nebraska, Creighton, Ole Miss*, Utah, Vanderbilt, Oklahoma State, South Dakota St., Harvard, Mississippi State*

USA Today/WBCA Coaches Top 25 as of Jan. 21	
1) UCLA (29)	14) Duke
2) South Carolina* (2)	15) Oklahoma*
3) Notre Dame	16) West Virginia
4) LSU*	17) Tennessee*
5) Southern Cal	18) Georgia Tech
6) UConn	19) Alabama*
7) Texas*	20) NC State
8) Kansas State	21) California
9) TCU	22) Michigan State*
10) Maryland	23) Baylor
11) Kentucky*	24) Minnesota
12) Ohio State	25) Nebraska
13) North Carolina	*Vanderbilt Opponent

Received Votes: South Dakota State, Creighton, Florida State, Utah, Michigan, Vanderbilt, Ole Miss*, Louisville, Richmond, Oklahoma State, FGCU



TV/RADIO ROSTER



1 Mikayla Blakes
G // 5-8 // Fr.
Somerset, N.J.
Rutgers Prep HS



2 Jada Brown
G // 5-8 // Jr.
Bentonville, Ark.
Bentonville HS



4 Madison Greene
G // 5-6 // So.
Columbus, Ohio
Pickerington Central HS



5 Leilani Kapinus
G // 5-10 // Gr.
Madison, Wis.
Penn State
James Madison Memorial HS



10 Jane Nwaba
F // 5-10 // Gr.
Carson, Calif.
Pepperdine
Palisades Charter HS



11 Jordyn Oliver
G // 5-10 // Gr.
Prosper, Texas
Duke // Baylor
Prosper HS




12 Khamil Pierre
F // 6-2 // So.
Phoenix, Ariz.
Perry HS



13 Justine Pissott
G/F // 6-4 // Jr.
Toms River, N.J.
Tennessee
Red Bank Catholic HS



14 Aiyana Mitchell
F // 6-4 // So.
Colorado Springs, Colo.
Fountain-Fort Carson HS



23 Iyana Moore
G // 5-8 // Sr.
Milwaukee, Wis.
Blackman HS



24 Aga Makurat
G // 6-2 // So.
Sierakowice, Poland
Sopocka Akademia
Tenisowa



30 Trinity Wilson
F // 6-3 // Fr.
Lakeville, Minn.
Lakeville North HS



35 Sacha Washington
F // 6-2 // Sr.
Lawrenceville, Ga.
Lawrenceville HS



— Monique Williams
F // 6-3 // Fr.
Perth, Australia
Willeton Senior HS

COACHING STAFF




Shea Ralph
Head Coach
4th Season




Tom Garrick
Associate
Head Coach
4th Season



Ashley Earley
Assistant Coach
4th Season



Kevin DeMille
Assistant Coach
4th Season



Eric Munding
Assistant Coach
3rd Season



VANDERBILT WBB QUICK FACTS

HOME ARENA: MEMORIAL GYMNASIUM (14,316)
2023-24 RECORD: 23-10
2023-24 SEC RECORD: 9-7
POSTSEASON: 1-1 (NCAA FIRST ROUND)
LETTERWINNERS RETURNING/LOST: 9/4
STARTERS RETURNING/LOST: 5/1
NEWCOMERS: 4

THE UNIVERSITY

LOCATION: NASHVILLE, TENN.
AFFILIATION: NCAA DIVISION I
CONFERENCE: SOUTHEASTERN (SEC)
MASCOT: COMMODORES
COLORS: BLACK & GOLD
CHANCELLOR: DANIEL DIERMEIER
DIRECTOR OF ATHLETICS: CANDICE STOREY LEE
FACULTY ATHLETICS REP: TRACE WILGUS

PROGRAM HISTORY

ALL-TIME RECORD: 900-548 (.622)
ALL-TIME SEC RECORD: 267-276 (.492)
ALL-TIME SEC TOURNAMENT RECORD: 49-38 (.563)
SEC TOURNAMENT TITLES: 6 ('93, '95, '02, '04, '07, '09)
NCAA TOURNAMENT APPEARANCES: 28
NCAA TOURNAMENT RECORD: 40-28 (.588)
LAST NCAA TOURNAMENT APPEARANCE: 2024
LAST POSTSEASON APPEARANCE: 2024 (NCAA)

SOCIAL MEDIA

FACEBOOK: /VANDYWBB
INSTAGRAM: @VANDYWBB
X/TWITTER: @VANDYWBB
WEBSITE: VUCOMMODORES.COM

ATHLETIC COMMUNICATIONS

VANDERBILT WOMEN'S BASKETBALL SID: CHRIS CASKEY, 2ND SEASON
EMAIL: CHRIS.CASKEY@VANDERBILT.EDU
PHONE NUMBER: 606-207-7481
ASSOCIATE ATHLETIC DIRECTOR: BRIAN FREMUND



DORE NOTES

GAME COVERAGE

Thursday's contest against Arkansas streams live on SEC Network+ via the Watch ESPN app, with Alex Gould and Richard Hendrix calling the action. Fans can listen to Jake Lyman locally on 94.9 The Fan and the Vanderbilt Commodores app outside of Nashville. Fans can also follow along via live stats.

PRIDE NIGHT

Thursday will be the Vanderbilt women's basketball team's annual Pride Game. Vanderbilt Athletics invites all members of the LGBTQIA+ community and its allies to attend the program's annual Pride Game. Fans will receive a free limited edition Vanderbilt women's basketball Pride t-shirt and pennant while supplies last

BLAKES HAULING IN THE HONORS

First-year Vanderbilt guard Mikayla Blakes won a pair of weekly national awards on Tuesday after her 23-point performance, which included a game-winning tip-in vs. No. 15 Tennessee. Blakes was named the USBWA Tamika Catchings National Freshman of the Week, sharing the honor with Nebraska's Britt Prince.

Additionally, the NCAA's Autumn Johnson named Blakes the NCAA Player of the Week after her 23-point effort against the Lady Volunteers.

NET RANKING

Vanderbilt enters Thursday holding a NET ranking of 21. The Commodores came in at No. 7 in the first NET ranking of the 2024-25 season, the highest NET ranking in program history. The NET is an evaluation tool the NCAA Tournament Selection Committee uses to determine seeding and at-large bids.

PIERRE'S ELITE NUMBERS

Sophomore Khamil Pierre currently ranks third all in NCAA Division I in double-doubles with 11 and field goals made with 169. The 6-2 forward ranks in the top 15 nationally in six categories. She is the only NCAA Division I player placed in the top 15 in scoring (6th: 22.3 ppg) and steals (11th; 55 and average over 22.0 points and 10.0 rebounds per game this season.

BLAKES' CASE FOR NATIONAL FRESHMAN OF THE YEAR

Freshman guard Mikayla Blakes is making a strong case for national freshman of the year consideration. The 5-8 guard leads all NCAA Division I freshmen in scoring (20.2 ppg) and points scored (383).

Blakes ranks in the top five among freshmen nationally field goals made (2nd; 133), steals (3rd; 47), steals per game (4th, 2.47), free throw percentage (4th, 85.4%), and made 3-point field goals (4th, 41). She has scored 20-plus points in 11 games this season which leads all NCAA freshmen.

LENDING A HAND

The Commodores rank 25th nationally in assists per game at 17.6. Vanderbilt handed out a season-best 30 assists against Alabama A&M on Dec. 29. The Dorees have dished out 20 or more assists in seven games this season.

The Dorees are also 15th in the NCAA in assist/turnover ratio at 1.31, which is fourth-best in the SEC. Graduate Jordyn Oliver is 15th in the nation in assist/turnover ratio at 2.81, while her 3.8 assists per game ranks 12th in the SEC.

DYNAMIC DUO

Sophomore Khamil Pierre and freshman Mikayla Blakes are the only pair of teammates in all of NCAA Division I to average over 20.0 points per game. Pierre enters the weekend ranked sixth nationally at 22.3 points per contest, while Blakes' 20.2 points per contest is 20th in the nation and is the highest scoring average by a freshman in NCAA Division I this season. Combined, Pierre and Blakes are averaging a combined 42.5 points per game this season.

RECEIVING VOTES

The Dorees earned a nine votes in this week's Associate Press Top 25 Poll and seven votes in the USA Today/WBCA Coaches Poll. It marks the ninth-straight week that Vanderbilt has picked up votes in either poll.

SCORING STREAKS

A pair of Dorees enter Thursday's contest on a double-digit scoring streak. Sophomore Khamil Pierre has registered 10-plus points in 21-straight games, while senior Iyana Moore has scored double figures in 12-consecutive contests.

Pierre's streak is the longest for a Commodore since 2006-07 when Carla Thomas registered double-digit points in 29-straight games. Pierre's 21-straight games with 10 or more points is the fourth-longest double-digit scoring streak by a Dore since 1999-00.



DORE NOTES

MOORE MOVING UP

Senior Iyana Moore is moving up rapidly on Vanderbilt's 1,000-point and all-time 3-pointers made list. The guard comes into today's game in eighth place on Vandy's all-time 3-point made field goal list with 181. She is 22 trifectas away from 3-pointers from moving into seventh place, which is currently held by Julie Powell (1991-94).

Additionally, Moore's 1,158 career points rank 26th all-time in Commodore women's basketball history. She is 12 points away from moving into 25th, which is currently occupied by Hannah Tuomi (1,192; 2008-11), and 59 points shy from passing Carolyn Pech (1,240; 1985-88) for 24th on the list.

BLAKES LEADING THE FRESHMEN

Mikayla Blakes ranks in the top 10 among all NCAA freshmen in 12 categories. Blakes is the only player to rank in the top five freshmen nationally in scoring (1st; 20.2), field goals made (t-2nd; 133), steals (3rd; 47), and 3-point field goals made (t-4th; 41).

The Somerset, New Jersey, native has won SEC Freshman of the Week three times. Blakes is one of four Power 4 players to win their conference's weekly freshman award three or more times this season.

DOUBLE-DOUBLE MACHINE

Khamil Pierre is third in NCAA Division I with 11 double-doubles entering the week. She is one of 17 players nationally to collect 10 or more double-doubles during the 2024-25 season.

Pierre's 11 double-doubles are the second-most in a single-season in program history. The school record is 14 double-doubles collected by current assistant coach Ashley Earley in the 2004-05 season.

WINNING BIG

Vanderbilt holds the 16th-best margin of victory in the nation coming into the week. The Commodores are beating teams by an average of 23.1 points per game this season. Vandy has posted six wins of 45-plus points during the 2024-25 season.

2024-25 GAME-BY-GAME STARTERS

Team	G	G	G	F	F	Result
Lipscomb	Blakes	Moore	Oliver	Nwaba	Pierre	W, 102-50
Austin Peay	Blakes	Moore	Oliver	Nwaba	Pierre	W, 93-37
at South Florida	Blakes	Greene	Oliver	Nwaba	Pierre	W, 62-49
Butler	Blakes	Greene	Oliver	Nwaba	Pierre	W, 81-52
Hampton	Blakes	Moore	Oliver	Nwaba	Pierre	W, 94-46
Samford	Blakes	Moore	Oliver	Nwaba	Pierre	W, 104-59
vs. Arizona	Blakes	Greene	Moore	Oliver	Pierre	W, 71-60
vs. Michigan State	Blakes	Greene	Moore	Oliver	Pierre	L, 78-70
Appalachian State	Blakes	Moore	Oliver	Nwaba	Mitchell	W, 94-40
at Miami	Blakes	Moore	Oliver	Nwaba	Pierre	W, 88-70
Evansville	Blakes	Moore	Oliver	Nwaba	Pierre	W, 106-40
at Dayton	Blakes	Moore	Oliver	Nwaba	Pierre	W, 80-66
West Georgia	Blakes	Moore	Oliver	Nwaba	Pierre	W, 103-68
Alabama A&M	Blakes	Moore	Oliver	Nwaba	Pierre	W, 93-64
Georgia	Blakes	Moore	Oliver	Nwaba	Pierre	W, 108-82
Kentucky	Blakes	Moore	Oliver	Nwaba	Pierre	L, 78-96
at Ole Miss	Blakes	Moore	Oliver	Nwaba	Pierre	L, 59-87
at LSU	Blakes	Moore	Oliver	Nwaba	Pierre	L, 77-83
Tennessee	Blakes	Moore	Oliver	Nwaba	Pierre	W, 71-70

LINEUP RECORDS

Blakes/Moore/Oliver/Nwaba/Pierre	10-3
Blakes/Greene/Oliver/Nwaba/Pierre	2-0
Blakes/Moore/Oliver/Nwaba/Pierre	1-0
Blakes/Moore/Oliver/Nwaba/Mitchell	1-0
Blakes/Greene/Moore/Oliver/Pierre	1-1

STAT SUPERLATIVES

MOST GAMES PLAYED

132, JORDYN OLIVER*

MOST GAMES PLAYED AT VANDY

99, SACHA WASHINGTON

MOST GAMES STARTED

94, LEILANI KAPINUS*

MOST GAMES STARTED AT VANDY

76, SACHA WASHINGTON

MOST CONSECUTIVE GAMES PLAYED

38, JORDYN OLIVER

MOST CONSECUTIVE GAMES STARTED

19, MIKAYLA BLAKES/JORDYN OLIVER

GAMES W/ DOUBLE-DIGIT POINTS

	2024-25 CAREER	
KHAMIL PIERRE	18	32
MIKAYLA BLAKES	18	18
IYANA MOORE	15	59
MADISON GREENE	8	11
LEILANI KAPINUS*	3	62
JANE NWABA*	2	38
AIYANA MITCHELL	2	2
JORDYN OLIVER*	1	11
AGA MAKURAT	1	4
SACHA WASHINGTON	--	50
JUSTINE PISSOTT*	--	8
JADA BROWN	--	2

20-PLUS POINT GAMES

	2024-25 CAREER	
KHAMIL PIERRE	11	12
MIKAYLA BLAKES	11	11
IYANA MOORE	1	14
MADISON GREENE	1	1
SACHA WASHINGTON	--	6
LEILANI KAPINUS*	--	6
JANE NWABA*	--	1

30-PLUS POINT GAMES

	2024-25 CAREER	
KHAMIL PIERRE	1	1
MIKAYLA BLAKES	1	1
IYANA MOORE	--	2
SACHA WASHINGTON	--	1

40-PLUS POINT GAMES

	2024-25 CAREER	
KHAMIL PIERRE	1	1

GAMES W/ DOUBLE-DIGIT REBOUNDS

	2024-25 CAREER	
KHAMIL PIERRE	11	15
LEILANI KAPINUS*	2	16
JORDYN OLIVER*	1	4
SACHA WASHINGTON	--	27
JANE NWABA*	--	14

DOUBLE-DOUBLES

	2024-25 CAREER	
KHAMIL PIERRE	11	15
LEILANI KAPINUS*	2	14
JORDYN OLIVER*	1	4
SACHA WASHINGTON	--	22
JANE NWABA*	--	11

CURRENT DOUBLE-DIGIT SCORING STREAK

21, KHAMIL PIERRE

CONSECUTIVE GAMES W/ MADE 3-POINTER

15, IYANA MOORE

CONSECUTIVE GAMES W/ AN ASSIST

19, MIKAYLA BLAKES

CONSECUTIVE GAMES W/ A STEAL

3, JANE NWABA

CONSECUTIVE GAMES W/ A BLOCK

--

* STARTED COLLEGIATE CAREER AT ANOTHER SCHOOL



PLAYER QUICK NOTES



1 • MIKAYLA BLAKES
G • 5-8 • Fr. • Somerset, N.J. (Rutgers Prep HS)
Undeclared

	GP-GS	MIN/G	FG%	3FG%	FT%	R/G	A/G	STL	BLK	PTS/G
24-25	19-19	29.2	44.6	30.4	85.4	3.1	3.3	2.5	0.4	20.2
CAREER	19-19	29.2	44.6	30.4	85.4	3.1	3.3	2.5	0.4	20.2

- 3x SEC Freshman of the Week - 11.19, 11.26, 12.10
- Only NCAA Frosh to Avg. over 20 ppg (20.2 ppg)
- Leads all NCAA freshmen in scoring & steals
- Her 36 pts vs. Georgia set the Vandy freshman for most points in a game
- Scored 20-plus points in 11 games this season

TOP GAMES	
24-25 SEASON	CAREER
PTS 36, Georgia (01/02/25)	PTS 36, Georgia (01/02/25)
REB 5 (3x), Last: at Ole Miss (01/09/25)	REB 5 (3x), Last: at Ole Miss (01/09/25)
AST 8, Hampton (11/20/24)	AST 8, Hampton (11/20/24)



2 • JADA BROWN
G • 5-8 • Jr. • Bentonville, Ark. (Bentonville HS)
Human & Organizational Development • (Jay-Duh)

	GP-GS	MIN/G	FG%	3FG%	FT%	R/G	A/G	STL	BLK	PTS/G
24-25	10-0	6.0	55.6	50.0	75.0	1.1	0.5	0.6	0.0	1.5
CAREER	59-22	14.0	29.1	28.8	79.2	0.9	0.6	0.4	0.0	2.7

- Scored a season-high 6 pts vs. West Georgia
- Two-time SEC Winter Academic Honor Roll
- Made 22 career starts, all in '22-23
- Scored career-high 12 points vs. No. 13/11 NC State (11/24/22)

TOP GAMES	
24-25 SEASON	CAREER
PTS 6, West Georgia (12/21/24)	PTS 12, vs. NC State (11/24/22)
REB 2 (4x), Last: West Ga. (12/21/24)	REB 4 (4x), Last: Radford (12/31/22)
AST 2, Alabama A&M (12/29/24)	AST 5, Tarleton State (11/15/22)



4 • MADISON GREENE
G • 5-6 • So. • Columbus, Ohio (Pickerington Central HS)
Medicine, Health & Society

	GP-GS	MIN/G	FG%	3FG%	FT%	R/G	A/G	STL	BLK	PTS/G
24-25	19-4	23.0	42.5	31.1	88.4	2.8	1.8	1.4	0.1	8.4
CAREER	30-4	21.8	42.5	32.9	85.7	2.3	1.6	1.4	0.0	7.9

- Scored a career-high 25 pts at Dayton
- Leads the team in points off the bench at 9.2 ppg
- Made her first career start at South Fla. (11/14) and scored 15 points with a career-best 5 3-pt FG
- Scored double-digit pts off the bench in seven games this season

TOP GAMES	
24-25 SEASON	CAREER
PTS 25, at Dayton (12/19/24)	PTS 25, at Dayton (12/19/24)
REB 6, Alabama A&M (12/29/24)	REB 6, Alabama A&M (12/29/24)
AST 6, Samford (11/22/24)	AST 6, Samford (11/22/24)



5 • LEILANI KAPINUS
G • 5-10 • Gr. • Madison, Wis. (Penn State)
Human Development Studies • (LAY-lawn-EE, Cap-N-IS)

	GP-GS	MIN/G	FG%	3FG%	FT%	R/G	A/G	STL	BLK	PTS/G
24-25	18-0	18.0	43.5	23.8	72.7	3.4	1.8	1.4	0.5	4.5
CAREER	113-94	25.9	47.9	27.6	66.4	5.9	2.2	2.2	1.0	9.8

- Recorded two double-doubles on the year
- Made her Vanderbilt debut on Nov. 8 vs. Austin Peay
- Two-Time All-Big Ten HM & Defensive Team ('23, '24)
- Her 228 steals at Penn State ranks 11th in school history
- Scored 1,106 pts in 111 collegiate games

TOP GAMES	
24-25 SEASON	CAREER
PTS 11, Samford (11/22/24)	PTS 25, vs. Saint Francis (12/17/23)
REB 11, Evansville (12/14/24)	REB 15, vs. George Mason (3/21/24)
AST 6, Samford (11/22/24)	AST 6 (2x), Last: Samford (11/22/24)



10 • JANE NWABA
G • 5-10 • Gr. • Carlson, Calif. (Pepperdine)
Medicine, Health & Society • (Wah-BUH)

	GP-GS	MIN/G	FG%	3FG%	FT%	R/G	A/G	STL	BLK	PTS/G
24-25	19-17	16.1	47.4	33.3	86.4	2.6	1.2	0.8	0.4	5.4
CAREER	124-81	23.0	42.2	24.9	62.1	4.9	1.7	1.0	0.4	7.1

- Scored a season-high 12 pts vs. App State (Dec. 1)
- All-WCC Honorable Mention ('24)
- Collected 11 career double-doubles, with nine coming during '23-24
- Averaged 10.0 pts, 6.9 reb, 2.6 ast, & 1.1 stl over her final two seasons at Pepperdine

TOP GAMES	
24-25 SEASON	CAREER
PTS 12, Appalachian St. (12/1/24)	PTS 22, San Francisco (2/1/24)
REB 6 (2x), Last: Tenn. (1/19/25)	REB 12 (3x), Last: at LMU (1/27/24)
AST 3, Lipscomb (11/4/24)	AST 8, at San Francisco (1/11/24)



11 • JORDYN OLIVER
G • 5-10 • Gr. • Carlson, Calif. (Baylor • Duke)
Leadership & Organizational Performance

	GP-GS	MIN/G	FG%	3FG%	FT%	R/G	A/G	STL	BLK	PTS/G
24-25	19-19	29.6	46.7	0.0	88.9	5.5	3.8	1.3	0.5	4.1
CAREER	132-52	18.8	49.9	21.4	52.0	3.6	2.5	0.9	0.3	4.1

- Dished out 3-plus assists in 12 games this season
- Appeared in 132 collegiate games with 52 starts
- One of two players to start in all 19 games - M. Blakes
- Played 2 seasons at Baylor then 1 year at Duke
- Her 11-ast, 10 reb double-double vs. Georgia is the 1st Vandy double-double w/ ast & reb since 1999-00

TOP GAMES	
24-25 SEASON	CAREER
PTS 10, vs. Michigan State (11/27/24)	PTS 15 (2x), Last: WKU (11/15/23)
REB 10, Georgia (01/02/25)	REB 11 (2x), Last: vs. UNI (11/25/23)
AST 11, Georgia (01/02/25)	AST 11, Georgia (01/02/25)



12 • KHAMIL PIERRE
F • 6-2 • So. • Phoenix, Ariz. (Perry HS)
Undeclared • (KAH-Meel, Pea-Air)

	GP-GS	MIN/G	FG%	3FG%	FT%	R/G	A/G	STL	BLK	PTS/G
24-25	18-18	29.2	55.4	16.7	69.2	10.2	2.1	3.1	0.3	22.3
CAREER	51-29	22.8	49.1	20.0	67.9	7.0	1.2	1.7	0.4	13.6

- Wooden Award Midseason Top 25 Watch List
- 2x SEC Player of the Week - Nov. 26, Dec. 17
- Scored a school-record 42 pts vs. Evansville (Dec. 14)
- Only NCAA D-I player to average at over 22.0 ppg and 10.0 rpg this season
- Leads the team in scoring at 22.3 ppg

TOP GAMES	
24-25 SEASON	CAREER
PTS 42, Evansville (12/14/24)	PTS 42, Evansville (12/14/24)
REB 18, Evansville (12/14/24)	REB 18, Evansville (12/14/24)
AST 5 (2x), Last: UK (01/05/25)	AST 5 (2x), Last: UK (01/05/25)



13 • JUSTINE PISSOTT
G/F • 6-4 • Jr. • Toms River, N.J. (Tennessee)
Human & Organizational Development • (Pih-SOT)

	GP-GS	MIN/G	FG%	3FG%	FT%	R/G	A/G	STL	BLK	PTS/G
24-25	11-0	7.8	32.1	27.8	50.0	2.0	0.3	0.3	0.0	2.3
CAREER	71-28	13.7	34.8	33.7	72.7	1.7	0.5	0.2	0.3	4.3

- Collected a season-best 7 reb. vs. App State
- Made season debut vs. Butler (Nov. 17)
- Appeared in 43 games and made 28 starts in her first season at Vanderbilt in '23-24
- Played her freshman season at Tennessee

TOP GAMES	
24-25 SEASON	CAREER
PTS 6, Samford (11/22/24)	PTS 17, Dayton (12/20/23)
REB 7, Appalachian St. (12/1/24)	REB 7, Appalachian St. (12/1/24)
AST 1 (3x), Last: West Ga. (12/21/24)	AST 4 (2x), Last: at UT Martin (11/9/23)



14 • AIYANA MITCHELL
F • 6-4 • So. • Colorado Springs, Colo. (Fountain-Carson HS)
Undeclared • (EYE-ON-UH)

	GP-GS	MIN/G	FG%	3FG%	FT%	R/G	A/G	STL	BLK	PTS/G
24-25	19-1	11.2	60.3	0.0	62.1	3.2	0.3	0.5	0.4	4.6
CAREER	34-1	8.0	59.4	0.0	60.6	2.1	0.1	0.3	0.4	3.0

- Averaging 4.6 ppg and 3.2 rpg in 19 games in '24-25
- Made her first career start vs. App State (Dec. 1)
- Pulled down a career-high 6 reb. vs. Mich. State & App State
- Scored career-high 10 pts twice this season

TOP GAMES	
24-25 SEASON	CAREER
PTS 10 (2x), Last: App St. (12/1/24)	PTS 10 (2x), Last: App St. (12/1/24)
REB 6 (2x), Last: App St. (12/1/24)	REB 6 (2x), Last: App St. (12/1/24)
AST 2, West Georgia (12/21/24)	AST 2, West Georgia (12/21/24)



23 • IYANA MOORE
G • 5-8 • Sr. • Milwaukee, Wis. (Blackman HS)
Human & Organizational Development • (EYE-ON-UH)

	GP-GS	MIN/G	FG%	3FG%	FT%	R/G	A/G	STL	BLK	PTS/G
24-25	18-17	31.1	38.1	37.2	79.1	3.0	2.6	0.9	0.3	13.6
CAREER	86-67	32.4	37.7	36.3	81.3	3.2	2.6	1.3	0.2	13.5

- On a 12-game double-digit scoring streak
- Third on the team in scoring at 13.6 ppg
- Her 1,158 pts ranks 26th in school history
- Her 181 career 3P FGM ranks 8th at Vandy
- Scored her 1,000th career pt vs. App State

TOP GAMES	
24-25 SEASON	CAREER
PTS 23, at LSU (01/13/25)	PTS 37, at Kentucky (1/11/24)
REB 6 (3x), Last: Tenn. (01/19/25)	REB 9, at Missouri (2/29/24)
AST 7 (2x), Last: AAMU (12/29/24)	AST 8, at Kentucky (1/11/24)



PLAYER QUICK NOTES



24 • AGA MAKURAT

G • 6-2 • So. • Sierakowice, Poland (Sopocka Akademia Tenisowa)
Human & Organizational Development • (AH-Gah MOCK-ew-RAH)

	GP-GS	MIN/G	FG%	3FG%	FT%	R/G	A/G	STL	BLK	PTS/G
24-25	10-0	12.9	29.2	24.3	1.000	2.7	0.9	0.3	0.5	3.8
CAREER	43-3	13.9	32.8	29.9	80.0	1.8	0.7	0.3	0.4	3.9

- Scored a season-high 10 pts vs. App State
- Appeared in 43 games and made three starts at Vanderbilt
- Shot 32.2% from behind the arc in '23-24
- Led the Commodores in scoring twice in '23-24

TOP GAMES

24-25 SEASON		CAREER	
PTS	10, Appalachian St. (12/1/24)	PTS	18 (2x), Last: at South Carolina (1/28/24)
REB	5 (2x), Last: West Ga. (12/21/24)	REB	7, at South Carolina (1/28/24)
AST	3, Appalachian St. (12/1/24)	AST	3 (3x), Last: App State (12/1/24)



30 • TRINITY WILSON

F • 6-3 • Fr. • Lakeville, Minn. (Lakeville North HS)
Undeclared

	GP-GS	MIN/G	FG%	3FG%	FT%	R/G	A/G	STL	BLK	PTS/G
24-25	9-0	5.0	38.1	---	33.3	1.6	0.6	0.0	0.2	1.9
CAREER	9-0	5.0	38.1	---	33.3	1.6	0.6	0.0	0.2	1.9

- Scored career-best 6 pts vs. West Ga. on 12.21
- Pulled down 5 reb and scored 2 pts in her debut vs. Lipscomb (11/4/24)
- Ranked the fifth-best player in Minnesota according to PrepGirlsHoops.com
- Collected over 1,000 pts and 1,000 reb during her prep career

TOP GAMES

24-25 SEASON		CAREER	
PTS	6, West Georgia (12/21/24)	PTS	6, West Georgia (12/21/24)
REB	5 (2x), Last: APSU (11/8/24)	REB	5 (2x), Last: APSU (11/8/24)
AST	1 (5x), Last: AAMU (12/29/24)	AST	1 (4x), Last: West Ga. (12/21/24)



35 • SACHA WASHINGTON

F • 6-2 • Sr. • Lawrenceville, Ga. (Collins Hill HS)
Human & Organizational Development • (Sah-SHUH)

	GP-GS	MIN/G	FG%	3FG%	FT%	R/G	A/G	STL	BLK	PTS/G
24-25	---	---	---	---	---	---	---	---	---	---
CAREER	99-72	24.9	.487	.000	.639	7.3	1.1	1.0	1.1	10.2

- Redshirting during the '24-25
- Cheryl Miller Award Preseason Watchlist
- Appeared in 99 games and made 72 starts in three seasons at Vanderbilt
- Led the team with 8 double-doubles in '23-24
- Led Vandy with 7.9 rpg in '23-24

TOP GAMES

24-25 SEASON		CAREER	
PTS	--	PTS	33, vs. La. Tech (12/03/22)
REB	--	REB	17, Fairfield (11/12/23)
AST	--	AST	7, Fairfield (11/12/23)



-- • MONIQUE WILLIAMS

F • 6-3 • Fr. • Perth, Australia (Willeton Senior HS)
Undeclared • (Moh-NEEK)

	GP-GS	MIN/G	FG%	3FG%	FT%	R/G	A/G	STL	BLK	PTS/G
24-25	---	---	---	---	---	---	---	---	---	---
CAREER	---	---	---	---	---	---	---	---	---	---

- Enrolled after the 2024 Fall semester & will sit out for the rest of '24-25 then begin her Commodore career in '25-26 with four years of eligibility
- Helped Australia win Gold at the FIBA U18 Women's Asia Cup
- Averaged 7.0 pts & 4.0 reb in five games at the FIBA U18 Women's Asia Cup

TOP GAMES

24-25 SEASON		CAREER	
PTS	--	PTS	--
REB	--	REB	--
AST	--	AST	--



HC • SHEA RALPH

Fourth Season • UConn '01
7-Time NCAA National Champion • 2000 NCAA Tournament MOP

- 66-52 overall record through three seasons at Vanderbilt
- Guided Vanderbilt to its first NCAA Tournament bid since the 2014 NCAA Tournament in 2023-24 and posted the Dores' first NCAA Tournament victory since 2013
- Posted the largest win improvement from one season to next in school history during the 2023-24 season, as Vandy's 23 victories marked an 11-win improvement from 2022-23
- Guided Vandy to a school record six SEC road wins in '23-'24
- Five players have earned All-SEC honors under Ralph

RALPH COACHING CAREER AT VANDERBILT

SEASON	OVERALL	SEC	SEC FINISH	POSTSEASON
2021-22	16-19	4-12	T-12th	WNIT Sweet 16
2022-23	12-19	3-13	12th	--
2023-24	23-10	9-7	6th	NCAA 1st Rd
2024-25	15-4	2-3	--	--
TOTAL	66-52	18-35		1 NCAA, 1 WNIT

DORE NOTES

KHAMIL'S PUTTING UP ELITE NUMBERS

Sophomore Khamil Pierre is the only NCAA Division I players to average over 22.0 points and 10.0 rebounds this season. The 6-2 forward is putting up a team-best 22.3 points per game and 10.2 rebounds per contest.

Pierre currently leads the SEC in field goals made (169). She ranks in the top three in the conference in double-doubles (2nd; 11), points per game (2nd; 22.3), steals (3rd; 55), rebounds per game (2nd; 10.2), and steals per game (3rd, 3.06)

BREAKING THE CENTURY MARK

Vanderbilt scored 100-plus points for the fifth time this season in the 108-82 win over Georgia on Jan. 2. The five games scoring 100 or more points in 2024-25 ties the program record for the most in a season with the 1994-95 and 1985-86 teams.

Vandy has registered a 102-50 win over Lipscomb in the season opener on Nov. 4 and on Nov. 22 in a 104-59 win over Samford. More recently, the Dores scored a 106-40 win over Evansville on Dec. 14 and a 108-82 win over Georgia on Jan. 2.

The 108 points vs. Georgia tied Vanderbilt's record for the most points scored in an SEC game, as the Dores also hit the mark in a 108-44 victory vs. Mississippi State on Jan. 17, 1993. It is also the most points Vandy has registered since the 109-40 win over Lipscomb on Dec. 20, 2006.

BRINGING THE DEFENSE

Vandy has been one of the best defensive teams in the nation through the two months of the season. The Commodores rank inside the top 20 in all of NCAA Division I in steals per game (16th; 12.2), turnover margin (10th; 8.63), turnovers forced per game (20th; 22.05).

Vanderbilt has forced teams into 20 or more turnovers in all 14 games this season. Vandy's season-high 36 turnovers forced vs. Evansville on Dec. 14 is tied for the seventh-most in a game in program history.

MITCH'S IMPROVEMENT

Sophomore Aiyana Mitchell made her first collegiate start on Dec. 1 against Appalachian State. The 6-4 forward matched her career highs in points (10) and rebound (6) in a career-best 20 minutes of action against the Mountaineers. Mitchell is averaging a career-best 4.6 points and 3.2 rebounds through 18 games this season.





12 KHAMIL PIERRE

@khamil.Pierre
@KhamilPierre

ALL-AMERICAN CANDIDATE & WOODEN AWARD MIDSEASON TOP 25

BY THE NUMBERS

42

SCORED **42 POINTS** TO SET
VANDERBILT'S SINGLE-GAME
SCORING RECORD
VS. EVANSVILLE • DEC. 14

25

IS **1 OF 25 PLAYERS** NAMED TO
THE JOHN R. WOODEN AWARD
MIDSEASON WATCH LIST

21

CURRENTLY RIDING A **21-GAME**
DOUBLE-DIGIT SCORING STREAK
LONGEST BY A DORE SINCE 2006-07

11

RANKS 3rd IN NCAA WITH
11 DOUBLE-DOUBLES
SECOND-MOST IN A SEASON BY A DORE
SINCE 1999-00

11

SCORED **20-PLUS POINTS** IN
11 GAMES THIS SEASON
HAD ONE CAREER GAME WITH 20-PLUS
POINTS ENTERING 2024-25 SEASON

6

RANKS IN THE TOP 15 IN NCAA
IN **6 CATAGORIES**
Double-Doubles (3rd; 11) • FG Made (3rd; 169)
Pts Per Game (6th; 22.3) • Pts Scored (8th; 402)
Steals (11th; 55) • FG Attempts (11th; 305)

2

NAMED SEC PLAYER OF THE
WEEK **2 TIMES** THIS SEASON
1-OF-2 PLAYERS TO WIN THE AWARD TWICE

1

ONLY PLAYER IN NCAA TO
AVERAGE OVER **22.0 PTS** AND
10.0 REB PER GAME AND BE
IN THE TOP 12 NATIONALLY IN
POINTS AND STEALS



1 MIKAYLA BLAKES

@mikaylablakes
 @mikaylablakes
 @mikaylablakes

NATIONAL FRESHMAN OF THE YEAR CANDIDATE

BY THE NUMBERS

36 SCORED **36 POINTS** TO SET VANDERBILT'S FRESHMAN SINGLE-GAME SCORING RECORD THE MOST POINTS SCORED BY A FRESHMAN IN NCAA DIVISION I THIS SEASON

20.2 ONE OF TWO NCAA DIVISION FRESHMEN TO AVERAGE **20.2 POINTS PER GAME**

13 BEGAN HER VANDY CAREER ON A **13-GAME DOUBLE-DIGIT SCORING STREAK** LONGEST SCORING STREAK BY A DORE TO OPEN THEIR CAREER SINCE 1999-00

12 RANKS IN THE TOP 10 AMONG NCAA FRESHMEN IN **12 CATEGORIES**
Scoring (1st; 20.2) • Points Scored (1st; 383)
FG Made (2nd; 133) • FG Attempts (2nd; 298)
FT Made (2nd; 76) • 3-Pt FG Attempts (2nd; 135)
Steals (3rd; 47) • Steals/Game (4th; 2.47)
FT Percentage (4th; 85.4%) • 3-Pt FG Made (4th; 41)
FT Attempts (5th; 89) • FG Percentage (9th; 44.6%)

11 SCORED 20-PLUS POINTS IN **11 GAMES** THIS SEASON MOST BY AN NCAA FRESHMAN IN 2024-25

3 NAMED SEC FRESHMAN OF THE WEEK **3 TIMES** THIS SEASON
1-OF-4 POWER 4 PLAYERS TO THEIR CONFERENCE'S FRESHMAN OF THE WEEK AWARD THREE OR MORE TIMES

1 ONLY PLAYER TO RANK IN THE TOP 10 AMONG FRESHMEN NATIONALLY IN **POINTS SCORED, STEALS, AND 3-POINTERS MADE**



DORE NOTES

GREENE GETS A MEDICAL WAIVER

Vanderbilt guard Madison Greene was granted a medical waiver for the 2023-24 season, which will give her an additional year of eligibility. Last season, Greene sustained a season-ending injury on Dec. 17 vs. Lipscomb. She will now be considered a redshirt freshman in terms of athletic eligibility.

BLAKES' RECORD NIGHT

Mikayla Blakes' 36-point performance in the 108-82 win over Georgia in the 2025 SEC opener set Vanderbilt's record for most points scored by a freshman in a game. Blakes broke a program record that stood since 1981-82, the first season the NCAA sponsored women's basketball, when Barbara Brackman's 42 points against Tennessee on Feb. 26, 1982.

Blakes shot 45 percent from the floor and matched her career-high of five made 3-pointers in the win over the Lady Bulldogs. The Somerset, New Jersey, native dished out five assists and did not commit a turnover in 33 minutes of action during her SEC debut. The guard went 13-of-14 from the free throw line, as the 13 made charity tosses are the most by a Dore in a game this season. It was Blakes' ninth game with 20 or more points this season, which leads all NCAA freshmen and sets a record for the most 20-point games in a season by a Vandy freshman.

The 36 points are the most points scored by a freshman in the country this season and the most points scored by an NCAA Division I freshman since Audi Crooks' 40-point performance against Maryland in the 2024 NCAA Tournament. It is also the most points registered by an SEC frosh since Mikaylah Williams' 42 points vs. Kent State on Nov. 14, 2013.

OLIVER'S RARE DOUBLE-DOUBLE

Graduate Jordyn Oliver collected a double-double in the win over Georgia with a career-best 11 assists and 10 rebounds on Jan. 2.

It marked the first time a Commodore has posted a double-double via assists and rebounds since 1999-00. She is also the sixth SEC player to accomplish the feat since the turn of the century.

PIERRE'S FOUR-GAME DOUBLE-DOUBLE STREAK COMES TO AN END

Sophomore Khamil Pierre had her four-game double-double streak come to an end against Alabama A&M on Dec. 29. It is tied for the second-longest double-double streak at Vanderbilt since 1999-00 with Mariella Fasoula, who had four in a row in 2019-20. Current Vanderbilt assistant coach Ashley Earley's six-straight double-doubles in 2004-05 is the longest streak since 1999-00.

MADDIE'S HOMECOMING

Sophomore Madison Greene had a memorable return trip to her home state of Ohio, as she scored a career-high 25 points off the bench against at Dayton on Dec. 19. Greene is the first Dore to score at least 25 points in a reserve role since Erin Whalen's 25-point performance vs. No. 10-ranked South Carolina on Jan. 18, 2018.

PIERRE'S 42-POINT PERFORMANCE

Khamil Pierre put on one of the most memorable performances in Vanderbilt women's basketball history in the 106-40 win over Evansville on Dec. 14. She posted 42 points, 18 rebounds, and eight steals in the win over the Purple Aces. Her 42-point performance set a new program record for most points scored in a single game, passing the previous mark of 41 points shared by Chantelle Anderson (Feb. 8, 2001) and Cijaja Harbison (Jan. 29, 2023).

The 6-2 forward started her day with a bang against the Purple Aces, scoring 20 points in the first quarter. Pierre's performance in the opening frame on Saturday marked the most points scored by a Commodore in the first quarter in program history. Additionally, Pierre ties Marnelle Garraud's program record for most points scored in any quarter, which was set on Jan. 16, 2023, in the fourth quarter at Arkansas.

Her 19 made field goals tie the program record for more field goals made in a game in Vanderbilt history, tying Anderson's 19 made field goals in her 40-point performance vs. Portland State. The 19 made field goals are also the sixth-most in SEC history.

The 42 points scored are the most in an NCAA Division I game this season. It is also tied for the most points scored by an SEC player since the 2020-21 season.

KHAMIL COMING UP ACES AGAINST EVANSVILLE

The 42 points, 18 rebounds, and eight steals for Khamil Pierre against Evansville establish new career highs in each category. Her combined 60 points and rebounds are the most collected by a Vanderbilt women's basketball player in a game in program history. Her 42-point performance last Saturday also extended her career-long double-digit scoring streak to 13 games dating back to last season. She also collected her eighth double-double of the season, which is tied for the sixth-most in a season since 1999-00.

Pierre is the fifth NCAA Division I women's basketball player since 1999-00 to have a game stat line of 40-plus points, 15-plus rebounds, and 5-plus steals, and she is the first player to accomplish the feat since the 2013-14 season. Pierre is the fifth Commodore since 1999-00 to have a game with 30-plus points and 10-plus rebounds.

HISTORIC START FOR BLAKES

Freshman Mikayla Blakes scored 10-plus points in each of her first 13 games to begin her Vanderbilt career, ending on Dec. 29 vs. Alabama A&M. She is the first Dore since at least 1999-00 to open their Vandy career with 13-straight games with 10-plus points. Additionally, it is the fourth-longest double-digit scoring streak to begin a season in school history.

SETTING QUARTER RECORDS

Vanderbilt outscored Appalachian State 33-2 in the first quarter en route to a 94-40 win on Dec. 1. The two points scored against the Commodores were the fewest points the program has allowed in any quarter in school history. The plus-31-point advantage at the end of the quarter marked the largest scoring margin in a single quarter in program history. The NCAA moved women's basketball from two halves to four quarters prior to the start of the 2015-16 season.

MIXING AND MATCHING

Vanderbilt used its fourth different starting lineup in the Dec. 1 win over Appalachian State, as graduate student Jane Nwaba returned to the starting five and sophomore Aiyana Mitchell made her first career start. Mitchell makes the seventh different Commodore to record a start through the season's first 10 games.

DOUBLE-DOUBLE DUO

Sophomore Khamil Pierre and graduate student Leilani Kapinus became the first set of Commodore teammates to record a double-double in the same game this season the win over Samford on Nov. 22. Pierre registered 21 points and 12 rebounds to post her fifth double-double of the season, while Kapinus collected 11 points and 10 rebounds to record her first at Vanderbilt. It is the first time since March 7, 2024, that two Vanderbilt players posted a double-double in the same game, as Pierre and Sacha Washington accomplished the feat against Florida in the second round of the 2024 SEC Tournament.

PIERRE'S SEASON-OPENING DOUBLE-DOUBLE STREAK

Khamil Pierre opened the 2024-25 season posting a double-double in three-straight games. She became the first Commodore since Koi Love in 2020-21 to open a season collecting three-straight double-doubles.

GREENE MAKING THE MOST OF HER FIRST START

Sophomore Madison Greene shined in her first career start at Vanderbilt in the 62-49 win at South Florida on Nov. 14. The guard was inserted into the lineup with senior Iyana Moore battling back spasms and turned in a season-high 15 points. Greene hit a career-best five 3-point field goals against the Bulldogs. She is the first Commodore to hit five 3-pointers in a game since Justine Pissott against Dayton on Dec. 20, 2023.

SEASON-OPENING DOUBLE-DOUBLE FOR KHAMIL

Khamil Pierre got her sophomore campaign started in a big way, as the 6-2 forward scored 25 points and pulled down 14 rebounds in the season-opening win over Lipscomb. It was the first time that a Commodore posted a double-double in a season opener since Koi Love's 24-point, 10-rebound performance at Little Rock in the first game of the 2020-21 season. It is Pierre's fifth career double-double, while she extended her double-digit scoring streak to four games dating back to last season.





DORE NOTES

A REMARKABLE DEBUT

Freshman Mikayla Blakes put on a spectacular showing in her Vanderbilt debut this past Monday, as she recorded 23 points, five assists, and five rebounds to go along with a pair of steals. She is the first Commodore to score 23 or more points in their debut game since Rebekah Dahlman's 23-point outing in her debut on Nov. 11, 2013, against Appalachian State.

GREENE'S RETURN

Madison Greene had a standout return to the court after missing the final 22 games last season. Greene recorded 14 points in 28 minutes off the bench in the season opener vs. Lipscomb on Nov. 4. She also established new career highs in steals (6), assists (4), and field goals made (6) in her return against the Bisons.

100-POINT BREAKOUT IN THE SEASON OPENER

Vanderbilt scored 100-plus points in a game for the first time since putting up 106 points in a 106-55 win at Tennessee State on Nov. 25, 2019. It was the first time under head coach Shea Ralph that the Commodores have tallied 100 or more points in a game. It was also the first time that Vandy scored 100-plus points at Memorial Gym since they knocked off Quinnipiac, 111-53, on Nov. 26, 2010. It is also the 47th time that Vanderbilt women's basketball has scored 100 or more points in a game in program history.

RETURNING FIRE POWER

Vanderbilt returns 78.4 percent of its scoring from last season as the Commodores bring back nine players from the 2023-24 roster. The group of returnees includes five players who started 10 or more games for the Dore's a year ago, four of which started for Vandy during last year's NCAA Tournament run.

EXPERIENCED ROSTER

Vanderbilt is one of the most experienced teams in the SEC this season, as they have four players who have played in 90-plus games during their college career. That list includes Jordyn Oliver (114), Jane Nwaba (106), Sacha Washington (99), and Leilani KAPINUS (95). The Commodores are one of four SEC teams that have four or more players who have played in 90 more collegiate games.

ONE OF THE SEC'S BEST

Senior Sacha Washington, 2024-25 season, is one of two SEC players who have collected over 1,000 points, 700 rebounds, and 100 blocks in their career, joined by Ole Miss' Madison Scott. Washington became the 41st Commodore to score 1,000 career points during Vanderbilt's NCAA Tournament run last season. She comes into the year having amassed 1,008 points, 720 rebounds, 108 blocks, and 105 assists in 99 career games.

A TANGIBLE IMPROVEMENT

Vanderbilt's 23 wins this season marks an 11-win improvement from last year's win total of 12. It was tied for the largest improvement in win total from year-to-year in program history, matching the 1983-84 team.

SEC PROJECTIONS

Vanderbilt will be out to prove the preseason prognosticators wrong this year once again. The Commodores were selected to finish 10th in the SEC Preseason Media Poll and 12th in the SEC Coaches Poll. Vandy has finished better than projected in the preseason polls each year under head coach Shea Ralph. Last season, the Dore's were picked to finish 13th in the preseason coaches poll and 14th in the preseason media poll, then went 9-7 in SEC games last season to finish in sixth place.





STATISTICAL RANKINGS

Statistic	RANKING (as of 01.22)		
	NCAA	SEC	Value
Assists/Turnover Ratio (353 ranked)	15	4	1.31
Assists Per Game (353 ranked)	25	4	17.6
Bench Points Per Game (353 ranked)	129	11	20.8
Blocks Per Game (353 ranked)	181	13	3.1
Field Goal Percentage (353 ranked)	41	10	45.9
Field Goal Percentage Defense (353 ranked)	217	13	40.9
Fouls Per Game (353 ranked)	76	4	15.2
Free Throw Attempts Per Game (353 ranked)	64	8	18.95
Free Throw Percentage (353 ranked)	22	2	77.5
Free Throws Made Per Game (353 ranked)	29	4	14.68
Rebound Margin (353 ranked)	65	12	5.4
Rebounds (Defensive) Per Game (353 ranked)	204	12	24.5
Rebounds (Offensive) Per Game (353 ranked)	9	4	16.5
Rebounds Per Game (349 ranked)	37	7	40.95
Scoring Defense (353 ranked)	147	9	62.9
Scoring Margin (349 ranked)	16	6	23.1
Scoring Offense (353 ranked)	8	5	86.0
Steals Per Game (352 ranked)	16	4	12.3
Three Point Attempts Per Game (353 ranked)	101	6	21.8
Three Point Percentage (353 ranked)	162	12	31.6
Three Point Percentage Defense (353 ranked)	119	7	29.4
Three Pointers Per Game (353 ranked)	113	8	6.9
Turnover Margin (353 ranked)	10	4	8.63
Turnovers Forced Per Game (353 ranked)	20	4	22.05
Turnovers Per Game (353 ranked)	33	4	13.4
Winning Percentage (353 ranked)	40	7	78.9

Individual	RANKING (as of 01.22)		
	NCAA	SEC	Value
Mikayla Blakes			
Assists/Turnover Ratio	242	20	1.17
Assists Per Game	237	19	3.3
Field Goal Attempts	13	4	298
Field Goal Percentage	173	18	44.6
Field Goals Made	23	7	133
Free Throw Attempts	91	8	89
Free Throw Percentage	60	4	85.4
Free Throw Made	49	3	76
Points Scored	15	5	383
Points Per Game	19	4	20.2
Steals	36	6	47
Steals Per Game	54	6	2.47
Three Point Attempts	16	2	135
Three Point Percentage	168	14	30.4
Three Pointers Made	83	11	41
Three Pointers Per Game	118	14	2.16

Khamil Pierre			
Double Doubles	3	2	11
Field Goal Attempts	11	3	305
Field Goal Percentage	35	5	55.4
Field Goals	3	1	169
Free Throw Attempts	78	6	91
Free Throw Made	103	9	63
Points Scored	8	2	402
Points Per Game	15	5	383
Rebounds	21	3	183
Offensive Rebounds Per Game	27	3	3.8
Rebounds Per Game	24	2	10.2
Steals	11	3	55
Steals Per Game	16	3	3.06

Iyana Moore			
Three Pointers Attempts	55	6	121
Three Point Percentage	92	9	37.2
Three Pointers Made	50	5	45
Three Pointers Per Game	51	5	2.50

Jordyn Oliver			
Assists/Turnover Ratio	15	3	2.81
Assists	115	10	73
Assists Per Game	150	12	3.8

SEC PLAYER OF THE WEEK

Week	Player	Week	Player
11-12	Raegen Beers, Okla.	12-31	Aaliyah Nye, Alabama
11-19	Talaysia Cooper, Tenn.	01-07	Georgia Amoore, UK
11-26	Khamil Pierre, Vandy	01-14	Aneesha Morrow, LSU
12-03	Aneesha Morrow, LSU	01-22	Madison Booker, Texas
	Payton Verhulst, Okla.		
12-10	Izzy Higginbottom, Ark.		
	Mikaylah Williams, Tenn.		
12-17	Khamil Pierre, Vandy		
12-23	DeYona Gaston, Auburn		
	Aneesah Morrow, LSU		

SEC FRESHMAN OF THE WEEK

Week	Player	Week	Player
11-12	Clara Silva, UK	12-31	Miyah Verse, Georgia
11-19	Mikayla Blakes, Vandy		Kaniya Boyd, Tenn.
11-26	Mikayla Blakes, Vandy	01-07	Jordan Lee, Texas
	Sira Thienou, Ole Miss	01-14	Liv McGill, Florida
12-03	Joyce Edwards, SC	01-22	Joyce Edwards, SC
	Justice Carlton, Texas		
12-10	Mikayla Blakes, Vandy		
	Syriah Daniels, Auburn		
12-17	Sira Thienou, Ole Miss		
12-23	Justice Carlton, Texas		

LEADERS & MISCELLANEOUS STATS

Leading Scorer - Season	Khamil Pierre - 22.3 ppg
Leader in FG% - Season	Khamil Pierre - 55.4% (169-305)
Leader in FT% - Season	Mikayla Blakes - 85.4% (76-89)
Leader in 3-PFG% - Season	Iyana Moore - 37.2% (45-121)
Leader in 3-PFGM - Season	Iyana Moore - 45 3PFGM
Leading Rebounder - Season	Khamil Pierre - 10.2 rpg
Leader in Assists - Season	Jordyn Oliver - 3.8 apg
Leader in Steals - Season	Khamil Pierre - 3.1 spg
Leader in Blocks - Season	Leilani Kapinus - 0.5 bpg
20-Pt Scoring Games	Mikayla Blakes - 11 Khamil Pierre - 11 Madison Greene - 1 Iyana Moore - 1
30-Pt Scoring Games	Mikayla Blakes - 1

40-Pt Scoring Games	Khamil Pierre - 1
Ind. High Points - Game	42 pts - Khamil Pierre vs. Evansville (12/14/24)
Ind. High Rebounds - Game	18 reb - Khamil Pierre vs. Evansville (12/14/24)
Ind. High FTM - Game	13 FTM - Mikayla Blakes vs. Georgia (01/02/25)
Ind. High 3-Pt FGM - Game	5 3PM - Mikayla Blakes 3x - Last: Georgia (01/02/25) 3PM - Iyana Moore 2x - Last: at LSU (01/14/25)
Ind. High Assists - Game	11 - Jordyn Oliver vs. Georgia (01/02/25)
Ind. High Blocks - Game	3 - JANE NWABA vs. Hampton (11/20/24) 3 - Jordyn Oliver at Dayton (12/14/24)
Ind. High Steals - Game	8 - Khamil Pierre vs. Evansville (12/14/24)

Largest Margin of Victory	66 pts - 106-40 vs. Evansville (12/14/24)
Largest Halftime Lead	38 pts - 58-20 vs. Evansville (12/14/24)
Largest Halftime Deficit	19 pts - 25-44 at Ole Miss (01/09/25)
Largest Vandy Lead	68 pts - 106-38 vs. Evansville (12/14/24)
Largest Vandy Deficit	35 pts - 31-66 at Ole Miss (01/09/25)
Longest Scoring Run	26-0 vs. Hampton (11/20/24)
Longest Opp. Scoring Run	12-0 - vs. Georgia (01/02/25)
Largest 1st Half Deficit in a Win	7 pts - 7-0 at Dayton (12/19/24)
Largest 2nd Half Deficit in a Win	5 pts - 61-66 vs. Tennessee (01/19/25)

SCORING HIGH-LOW QUARTERS

Most 1st Quarter Points Scored 34, vs. Evansville - 12.14.24	Most 1st Quarter Points Allowed 31, vs. Kentucky - 01.05.25
Most 1st Quarter Points Scored (SEC Games) 26, vs. Georgia - 01.02.25	Most 1st Quarter Points Allowed (SEC Games) 31, vs. Kentucky - 01.05.25
Fewest 1st Quarter Points Scored 11, at Ole Miss - 01.09.25	Fewest 1st Quarter Points Allowed 2, vs. Appalachian State - 12.1.24
Fewest 1st Quarter Points Scored (SEC Games) 17, vs. Kentucky - 01.05.25	Fewest 1st Quarter Points Allowed (SEC Games) 13, vs. Georgia - 01.02.25
Most 2nd Quarter Points Scored 35, vs. West Georgia - 12.21.24	Most 2nd Quarter Points Allowed 27, at Ole Miss - 01.09.25
Most 2nd Quarter Points Scored (SEC Games) 24, vs. Georgia - 01.02.25	Most 2nd Quarter Points Allowed (SEC Games) 27, at Ole Miss - 01.09.25
Fewest 2nd Quarter Points Scored 8, vs. Michigan State - 11.27.24	Fewest 2nd Quarter Points Allowed 5, vs. Tennessee - 01.19.25
Fewest 2nd Quarter Points Scored (SEC Games) 14, at Ole Miss - 01.09.25	Fewest 2nd Quarter Points Allowed (SEC Games) 5, vs. Tennessee - 01.19.25
Most 3rd Quarter Points Scored 28 (2x), vs. Evansville - 12.14.24	Most 3rd Quarter Points Allowed 28, vs. Georgia - 01.02.25
Most 3rd Quarter Points Scored (SEC Games) 29, vs. Georgia - 01.02.25	Most 3rd Quarter Points Allowed (SEC Games) 28, vs. Georgia - 01.02.25
Fewest 3rd Quarter Points Scored 12, at Ole Miss - 01.09.25	Fewest 3rd Quarter Points Allowed 4 (2x), vs. Hampton - 11.20.24
Fewest 3rd Quarter Points Scored (SEC Games) 12, at Ole Miss - 01.09.25	Fewest 3rd Quarter Points Allowed (SEC Games) 19 (2x), Last: vs. Tennessee - 01.19.25
Most 4th Quarter Points Scored 38, vs. Samford - 11.22.24	Most 4th Quarter Points Allowed 33, vs. Michigan State - 11.27.24
Most 4th Quarter Points Scored (SEC Games) 29, vs. Georgia - 01.02.25	Most 4th Quarter Points Allowed (SEC Games) 26, vs. Kentucky - 01.05.25
Fewest 4th Quarter Points Scored 8, at South Florida - 11.14.24	Fewest 4th Quarter Points Allowed 7, vs. Austin Peay - 11.8.24
Fewest 4th Quarter Points Scored (SEC Games) 17, vs. Tennessee - 01.19.25	Fewest 4th Quarter Points Allowed (SEC Games) 16, at Ole Miss - 01.09.25



2024-25 OVERALL STATS

Game Records

Record	Overall	Home	Away	Neutral
ALL GAMES	15-4	11-1	3-2	1-1
CONFERENCE	2-3	2-1	0-2	0-0
NON-CONFERENCE	13-1	9-0	3-0	1-1

Score by Periods

Team	1st	2nd	3rd	4th	OT	TOT
Vanderbilt	434	386	402	412	0	1634
Opponents	296	251	326	323	0	1196

Team Box Score

No.	Player				Total			3-Point			F-Throw		Rebounds									
		GP-GS	MIN	AVG	FG-FGA	FG%	3FG-3FGA	3FG%	FT-FTA	FT%	OFF	DEF	TOT	AVG	PF	DQ	A	TO	BLK	STL	PTS	AVG
12	PIERRE, Khamil	18-18	526:24	29.2	169-305	.554	1-6	.167	63-91	.692	69	114	183	10.2	50	1	37	24	5	55	402	22.3
1	BLAKES, Mikayla	19-19	554:41	29.2	133-298	.446	41-135	.304	76-89	.854	28	30	58	3.1	44	0	62	53	7	47	383	20.2
23	MOORE, Iyana	18-17	558:57	31.1	83-218	.381	45-121	.372	34-43	.791	15	39	54	3.0	37	0	47	44	5	16	245	13.6
4	GREENE, Madison	19-4	436:53	23.0	54-127	.425	14-45	.311	38-43	.884	14	39	53	2.8	35	0	34	38	1	27	160	8.4
10	NWABA, Jane	19-17	305:47	16.1	37-78	.474	9-27	.333	19-22	.864	21	28	49	2.6	24	0	22	15	7	16	102	5.4
14	MITCHELL, Aiyana	19-1	212:01	11.2	35-58	.603	0-0	.000	18-29	.621	29	31	60	3.2	28	0	5	12	8	10	88	4.6
5	KAPINUS, Leilani	18-0	324:10	18.0	30-69	.435	5-21	.238	16-22	.727	29	33	62	3.4	32	0	33	21	9	26	81	4.5
11	OLIVER, Jordyn	19-19	562:06	29.6	35-75	.467	0-1	.000	8-9	.889	41	63	104	5.5	21	0	73	26	9	25	78	4.1
24	MAKURAT, Aga	10-0	129:03	12.9	14-48	.292	9-37	.243	1-1	1.000	7	20	27	2.7	3	0	9	7	5	3	38	3.8
13	PISSOTT, Justine	11-0	85:46	7.8	9-28	.321	5-18	.278	2-4	.500	7	15	22	2.0	5	0	3	3	0	3	25	2.3
30	WILSON, Trinity	9-0	44:40	5.0	8-21	.381	0-0	.000	1-3	.333	5	9	14	1.6	3	0	5	3	2	0	17	1.9
2	BROWN, Jada	10-0	59:32	6.0	5-9	.556	2-4	.500	3-4	.750	4	7	11	1.1	7	0	5	4	0	6	15	1.5
Team											44	37	81					5				
Total		19	3800		612-1334	.459	131-415	.316	279-360	.775	313	465	778	40.9	289	1	335	255	58	234	1634	86.0
Opponents		19	3800		459-1123	.409	111-378	.294	167-244	.684	228	448	676	35.6	343	3	255	419	55	129	1196	62.9

Team Statistics

	VU	OPP
Scoring	1634	1196
Points per game	86.0	62.9
Scoring margin	+23.1	-
Field goals-att	612-1334	459-1123
Field goal pct	.459	.409
3 point fg-att	131-415	111-378
3-point FG pct	.316	.294
3-pt FG made per game	6.9	5.8
Free throws-att	279-360	167-244
Free throw pct	.775	.684
F-Throws made per game	14.7	8.8
Rebounds	778	676
Rebounds per game	40.9	35.6
Rebounding margin	+5.4	-
Assists	335	255
Assists per game	17.6	13.4
Turnovers	255	419
Turnovers per game	13.4	22.1
Turnover margin	+8.6	-
Assist/turnover ratio	1.3	0.6
Steals	234	129
Steals per game	12.3	6.8
Blocks	58	55
Blocks per game	3.1	2.9
Winning streak	1	-
Home win streak	1	-
Attendance	45952	20371
Home games-Avg/Game	12-3829	5-4074
Neutral site-Avg/Game	-	2-533

Team Results

Date	Opponent		Score	Att.
11/04/2024	Lipscomb	W	102-50	5282
11/08/2024	Austin Peay	W	93-37	2343
11/14/2024	at South Fla.	W	62-49	2606
11/17/2024	Butler	W	81-52	2615
11/20/2024	Hampton	W	94-45	2353
11/22/2024	Samford	W	104-59	2524
11/26/2024	vs Arizona	W	71-60	450
11/27/2024	vs Michigan St.	L	70-78	615
12/01/2024	App State	W	94-40	2621
12/04/2024	at Miami (FL)	W	88-70	2107
12/14/2024	Evansville	W	106-40	2599
12/19/2024	at Dayton	W	80-66	1632
12/21/2024	West Ga.	W	103-68	2634
12/29/2024	Alabama A&M	W	93-64	3061
01/02/2025	Georgia	W	108-82	3120
01/05/2025	Kentucky	L	78-96	8501
01/09/2025	at Ole Miss	L	59-87	3825
01/13/2025	at LSU	L	77-83	10201
01/19/2025	Tennessee	W	71-70	8299



2024-25 SEC STATS

Game Records

Record	Overall	Home	Away	Neutral
ALL GAMES	2-3	2-1	0-2	0-0
CONFERENCE	2-3	2-1	0-2	0-0
NON-CONFERENCE	0-0	0-0	0-0	0-0

Score by Periods

Team	1st	2nd	3rd	4th	OT	TOT
Vanderbilt	96	91	97	109	0	393
Opponents	103	84	114	117	0	418

Team Box Score

No.	Player				Total		3-Point		F-Throw		Rebounds				PF DQ		A TO BLK STL				PTS		AVG
		GP-GS	MIN	AVG	FG-FGA	FG%	3FG-3FGA	3FG%	FT-FTA	FT%	OFF	DEF	TOT	AVG	P	D	A	TO	BLK	STL	PTS		
1	BLAKES, Mikayla	5-5	170:13	34.0	37-88	.420	12-37	.324	28-32	.875	11	10	21	4.2	15	0	13	21	4	7	114	22.8	
12	PIERRE, Khamil	5-5	167:11	33.4	40-88	.455	1-4	.250	26-34	.765	8	30	38	7.6	15	0	12	3	2	4	107	21.4	
23	MOORE, Iyana	5-5	186:11	37.2	28-65	.431	18-42	.429	13-15	.867	6	11	17	3.4	11	0	10	11	3	6	87	17.4	
4	GREENE, Madison	5-0	99:13	19.8	8-25	.320	1-8	.125	11-12	.917	1	8	9	1.8	10	0	8	9	0	3	28	5.6	
10	NWABA, Jane	5-5	85:58	17.2	7-22	.318	3-8	.375	7-8	.875	6	9	15	3.0	10	0	7	5	0	5	24	4.8	
11	OLIVER, Jordyn	5-5	172:05	34.4	8-14	.571	0-1	.000	1-1	1.000	8	21	29	5.8	6	0	24	6	2	4	17	3.4	
14	MITCHELL, Aiyana	5-0	41:59	8.4	4-6	.667	0-0	.000	2-4	.500	4	7	11	2.2	9	0	1	2	1	2	10	2.0	
5	KAPINUS, Leilani	5-0	66:58	13.4	2-8	.250	0-4	.000	2-3	.667	5	8	13	2.6	9	0	3	6	1	0	6	1.2	
13	PISSOTT, Justine	2-0	07:33	3.8	0-1	.000	0-1	.000	0-0	.000	0	0	0	0.0	0	0	0	1	0	0	0	0.0	
30	WILSON, Trinity	1-0	02:40	2.7	0-0	.000	0-0	.000	0-0	.000	0	0	0	0.0	1	0	0	1	0	0	0	0.0	
Team											8	4	12				1						
Total		5	1000		134-317	.423	35-105	.333	90-109	.826	57	108	165	33.0	86	0	78	66	13	31	393	78.6	
Opponents		5	1000		158-332	.476	37-105	.352	65-86	.756	74	134	208	41.6	102	1	88	73	16	27	418	83.6	

Team Statistics

	VU	OPP
Scoring	393	418
Points per game	78.6	83.6
Scoring margin	-5.0	-
Field goals-att	134-317	158-332
Field goal pct	.423	.476
3 point fg-att	35-105	37-105
3-point FG pct	.333	.352
3-pt FG made per game	7.0	7.4
Free throws-att	90-109	65-86
Free throw pct	.826	.756
F-Throws made per game	18.0	13.0
Rebounds	165	208
Rebounds per game	33.0	41.6
Rebounding margin	-8.6	-
Assists	78	88
Assists per game	15.6	17.6
Turnovers	66	73
Turnovers per game	13.2	14.6
Turnover margin	+1.4	-
Assist/turnover ratio	1.2	1.2
Steals	31	27
Steals per game	6.2	5.4
Blocks	13	16
Blocks per game	2.6	3.2
Winning streak	1	-
Home win streak	1	-
Attendance	19920	14026
Home games-Avg/Game	3-6640	2-7013
Neutral site-Avg/Game	-	0-0

Team Results

Date	Opponent		Score	Att.
01/02/2025	Georgia	W	108-82	3120
01/05/2025	Kentucky	L	78-96	8501
01/09/2025	at Ole Miss	L	59-87	3825
01/13/2025	at LSU	L	77-83	10201
01/19/2025	Tennessee	W	71-70	8299

HONORS & AWARDS

KHAMIL PIERRE • So. • 6-2 • F • Phoenix, Ariz.

- John R. Wooden Award Midseason Top 25 Watch List
- USBWA Ann Meyers Drysdale National Players of the Week (Dec. 17)
- AP National Player of the Week Runner-Up (Dec. 17)
- Two-time SEC Player of the Week (Nov. 26 & Dec. 17)
- Two-time TSWA Player of the Week (Dec. 17 & Dec. 31)

MIKAYLA BLAKES • Fr. • 5-8 • G • Somerset, N. J.

- SEC Freshman of the Week (Nov. 19)
- SEC Freshman of the Week (Nov. 26)
- SEC Freshman of the Week (Dec. 10)
- TSWA Player of the Week (Jan. 7)
- USBWA Tamika Catchings National Freshman of the Week (Jan. 21)
- NCAA.com Player of the Week (Jan. 21)

SACHA WASHINGTON • Sr. • 6-2 • F • Lawrenceville, Ga.

- Cheryl Miller Award Preseason Watch List (Nov. 1)



BLAKES SELECTED AS NATIONAL FRESHMAN OF THE WEEK - JAN. 21

First-year Vanderbilt guard Mikayla Blakes won a pair of weekly national awards after her 23-point performance vs. No. 15-ranked Tennessee, which included a game-winning tip-in. Blakes was named the USBWA Tamika Catchings National Freshman of the Week, sharing the honor with Nebraska's Britt Prince.

Additionally, the NCAA's Autumn Johnson named Blakes the NCAA Player of the Week after her 23-point effort against the Lady Volunteers.

BLAKES NAMED TSWA PLAYER OF THE WEEK - JAN. 7

Freshman Mikayla Blakes averaged 30.0 points, 4.0 rebounds, 2.5 assists, and 2.0 steals to help Vanderbilt go 1-1 in its first week of SEC play to earn Tennessee Sports Writers Association Player of the Week honors. It is Blakes' first TSWA Player of the Week selection and Vanderbilt's third this season, as Khamil Pierre has been a two-time honoree.

The highlight of Blakes' week came in her first-ever SEC contest, as she scored a Vanderbilt freshman-record 36 points in a 108-82 win over Georgia on Jan. 2. She followed that up with a 24-point effort against No. 16-ranked Kentucky.

KHAMIL EARNS HER SECOND SEC PLAYER OF THE WEEK HONOR - DEC. 17

Sophomore Khamil Pierre was named SEC Player of the Week for the second time this season on Dec. 17. The 6-2 forward averaged an SEC-best 42.0 points, 18.0 points, and 8.0 steals this week, as Pierre set the Vanderbilt women's basketball single-game scoring record with a 42-point performance against Evansville in a 106-40 win on Dec. 14.

It is Pierre's second SEC Player of the Week selection of her career, as she previously earned the distinction on Nov. 26 of this season. She is the first player since Ciaja Harbison in 2022-23 to be named SEC Player of the Week multiple times in a season. Pierre also becomes the fifth Commodore to earn multiple SEC Player of the Week honors. Overall, it is Pierre's seventh SEC weekly honor, as she was named SEC Freshman of the Week a program-record five times during the 2023-24 campaign.

PIERRE HAULING IN THE NATIONAL AWARDS - DEC. 17

The U.S. Basketball Writers Association (USBWA) named Vanderbilt women's basketball sophomore Khamil Pierre as one of five USBWA Ann Meyers Drysdale National Players of the Week on Dec. 17.

It is the first USBWA Ann Meyers Drysdale National Players of the Week selection for Pierre. Additionally, she was also selected as this week's runner-up for the Associate Press National Player of the Week and was named the Tennessee Sports Writers Association (TSWA) Women's Basketball Player of the Week.

BLAKES WINS THIRD SEC FRESHMAN OF THE WEEK - DEC. 10

The SEC announced on Dec. 10 that Vanderbilt women's basketball guard Mikayla Blakes has been named the SEC Freshman of the Week for the third time this season. The guard scored 26 points at Miami on Dec. 4 to help the Dores register an 88-70 win in their only game last week. Her 26 points against the Hurricanes were the most points scored by an SEC freshman that week. Additionally, her 26-point outing against the Canes marked the third-most points scored by a Vanderbilt freshman in a true road contest in program history and ranks as the 12th-most scored in a contest by a Commodore frosh.





HONORS & AWARDS



PIERRE NAMED SEC PLAYER OF THE WEEK - NOV. 26

Sophomore Khamil Pierre was named SEC Player of the Week for the first time in her career on Nov. 26. She averaged 18.0 points, 12.0 rebounds, and 3.5 steals in a pair of home wins over Hampton (Nov. 20) and Samford (Nov. 22). The two double-doubles pushed her season total to an NCAA-best five. Her 17 made field goals were the second-most during the week, as she shot 56.7 percent from the field. Pierre's 12.0 rebounds per game average was second-highest in the SEC last week. She scored double-digit points in both contests this week to extend her career-best double-digit scoring average to nine games dating back to last season. The sophomore is one of four NCAA Division I players who have posted a double-double in all but one game their team has played this season, while she is one of seven players in the nation averaging at least 19.0 points and 11.0 rebounds.

BLAKES PICKS UP HER SECOND SEC FRESHMAN OF THE WEEK - NOV. 26


Mikayla Blakes was named SEC Freshman of the Week for the second-straight week on Nov. 26. Blakes averaged 18.0 points and led all SEC freshmen at 6.5 assists per game last week. The guard contributed 33.0 points per game between points and assists in a pair of Vandy wins. Her career-high eight assists against Hampton on Nov. 20 were the most by an SEC player this week and the second-most by an SEC freshman this season. The guard was extremely efficient from the field, shooting 53.8 percent (14-of-26). She leads all SEC freshmen in scoring at 20.0 points per game. Blakes is the first Vanderbilt freshman since 2009-10 to score 14 or more points and have two or more steals in each of their first six games.

BLAKES EARNS HER FIRST SEC FRESHMAN OF THE WEEK - NOV. 19

Mikayla Blakes earned the first SEC weekly honor of her career, as she was named the SEC Freshman of the Week on Nov. 19. The Somerset, New Jersey, native led all SEC freshmen in scoring during the week, putting up 22.5 points per game in a pair of Commodore wins. She is the first Commodore to be named SEC Freshman of the Week since Khamil Pierre, who captured the award a school-record five times during the 2023-24 campaign. Blakes becomes the fifth player to win the conference's weekly freshman honor under head coach Shea Ralph, joining Pierre, Ryanne Allen, Ilyana Moore, and Sacha Washington.

WATCH OUT FOR WASHINGTON - OCT. 30

Senior Sacha Washington was among 20 players named to the 2025 Cheryl Miller Award preseason watchlist, which goes to the nation's top small forward. Washington is the first Commodore to be considered for the Miller Award. The Lawrenceville, Georgia, native had a career year in 2023-24, as she averaged a personal-best 12.1 points and 7.9 rebounds per game. She shot 52.6 percent from the floor, had a team-best 44 blocks, and started in all 33 contests. The 6-2 forward scored double-digits in 18 games, which included a career-high 33 points against Louisiana Tech. She pulled down 10 or more rebounds in 10 contests and had nine double-doubles last season.





MEMORIAL GYMNASIUM



Memorial Gymnasium, the Southeastern Conference's most historic venue for college basketball, serves as the home court for the Vanderbilt Commodores. Dedicated in 1952 as a memorial to all Vanderbilt men and women who served in World War II, the arena was built as a combination gymnasium and concert hall by the late master architect Edwin Keeble.

Decades later, the unique style of Memorial Gym—with its benches on the baselines, a playing court that sits above portions of the crowd and deafening acoustics—continues to make the Commodores' home a dreaded stop for opponents. "Memorial Magic," with its capacity crowds, overflowing student section and lively pep band, have assisted in numerous Commodore victories. In the stands, fans across Middle Tennessee have helped Memorial Gymnasium rank among the NCAA's Top 30 attendance leaders on numerous occasions.

Connected to the facility sits a practice gym that includes three cross-court playing floors, coaches offices, a donor room, private suites and a Hall of Champions.

In all, Memorial Gym has been expanded three times. Constructed with a seating capacity of 6,583, the University saw its first need to increase seating in 1965 with the addition of two north-side balconies. Two years later, a pair of balancing balconies were erected on the south side of the gym and dubbed "The Balconies That Clyde Lee Built."

Capacity has fluctuated throughout the history of the building. It reached its highest number of 15,646 in 1969 when 4,000 seats were added in the east and west ends. When chairback seats in the end zones and suites on the north side were installed in the late 1990s capacity lowered to 14,168. Shortly thereafter, university officials removed portions of media press row on the south side in an effort to expand the student section by nearly 150 seats. Official capacity is now 14,326.

YEAR-BY-YEAR HOME RECORD

Year	W-L
2024-25	12-1
2023-24	12-5
2022-23	9-7
2021-22	12-5
2020-21*	3-2
2019-20	10-6
2018-19	5-9
2017-18	4-11
2016-17	10-5
2015-16	10-6
2014-15	9-6
2013-14	12-5
2012-13	12-2
2011-12	18-2
2010-11	12-3
2009-10	12-4
2008-09	15-1
2007-08	13-3
2006-07	15-1
2005-06	13-3
2004-05	11-3
2003-04	11-3
2002-03	11-2
2001-02	18-1
2000-01	16-2
1999-00	11-3
1998-99	9-5
1997-98	12-2
1996-97	13-1
1995-96	13-2
1994-95	16-1
1993-94	14-2
1992-93	15-1
1991-92	13-2
1990-91	11-3
1989-90	15-2
1988-89	10-1
1987-88	12-2
1986-87	15-2
1985-86	11-3
1984-85	6-4
1983-84	9-3
1982-83	5-6
1981-82	10-4
1980-81	6-5
1979-80	6-5
1978-79	7-5
1977-78	10-2
Total.....	533-164 (.765)

Vanderbilt has ranked among the top attendance draws in women's basketball over the years. Here is a year-by-year look at VU's home attendance figures, including where the team has ranked nationally in total attendance since the 1999-00 season:

Year	Games	Total	Average	National Rank (Total)
2024-25	12	45,952	3,829	27th
2023-24	17	47,479	2,793	53rd
2022-23	16	38,640	2,415	57th
2021-22	18	31,211	1,734	51st
2020-21*	5	209	42	—
2019-20	16	37,391	2,369	54th
2018-19	14	33,129	2,366	64th
2017-18	15	42,705	2,847	45th
2016-17	15	42,685	2,846	40th
2015-16	16	46,496	2,906	37th
2014-15	15	53,280	3,552	30th
2013-14	17	66,338	3,902	25th
2012-13	14	56,309	4,022	24th
2011-12	20	82,261	4,113	23rd
2010-11	15	68,828	4,589	20th
2009-10	16	69,521	4,345	21st
2008-09	16	76,150	4,759	18th
2007-08	17	91,279	5,369	17th
2006-07	16	72,215	4,513	23rd
2005-06	16	65,693	4,106	23rd
2004-05	14	51,682	3,692	31st
2003-04	14	44,352	3,168	33rd
2002-03	13	57,709	4,439	21st
2001-02	19	90,800	4,779	16th
2000-01	18	50,650	2,814	36th
1999-00	14	44,982	3,213	30th
1998-99	14	65,046	4,646	--
1997-98	14	91,056	6,504	--
1996-97	14	67,967	4,854	--
1995-96	15	88,151	5,877	--
1994-95	17	69,788	4,105	--
1993-94	14	73,686	5,253	--
1992-93	14	67,871	4,848	--
1991-92	15	36,266	2,418	--
1990-91	14	20,205	1,443	--
1989-90	17	25,887	1,522	--
1988-89	11	14,265	1,297	--
1987-88	13	7,324	563	--
1986-87	17	12,248	721	--
1985-86	14	5,750	411	--
1984-85	10	4,450	445	--
1983-84	12	8,664	722	--
1982-83	11	6,950	632	--
1981-82	14	6,310	451	--
1980-81	10	2,525	253	--

*Vanderbilt discontinued its 2020-21 season due to the COVID-19 pandemic

Memorial Gym Women's Basketball Crowds Over 10,000

Rank	Attendance	Opponent	Date
1.	15,317	Tennessee	1/30/1993
2.	15,311	Tennessee	2/7/1999
3.	15,187	Tennessee	2/25/1996
4.	14,848	Tennessee	2/16/1998
5.	14,316	Tennessee	2/17/2008
6.	14,168	Tennessee	2/16/2002
7.	13,227	Tennessee	12/31/1994
8.	13,127	Tennessee	1/19/2006
9.	12,645	Tennessee	1/31/1994
10.	12,417	Tennessee	1/19/1997
11.	12,131	Ohio State	1/6/1993
12.	12,034	Tennessee	2/9/2012
13.	12,009	Tennessee	1/25/2007
14.	11,401	Tennessee	2/2/2003
15.	11,386	Tennessee	2/14/2011
16.	10,561	Tennessee	2/15/2004
17.	10,154	Tennessee	1/24/2013
18.	10,149	Tennessee	2/24/2000



THE LAST TIME WHEN...

SCORING

Less than 40 pts	31 • East Tennessee St. • Johnson City, Tenn. • 12.01.22
40-49 pts	49 • Texas A&M • College Station, Texas • 02.15.24
Less than 50 pts & Won	49 • Texas A&M • College Station, Texas • 02.15.24
90-99 pts	93 • Alabama A&M • Nashville, Tenn. • 12.29.24
100+ pts (regulation)	108 • Georgia • Nashville, Tenn. • 01.02.25
100+ pts	108 • Georgia • Nashville, Tenn. • 01.02.25

OPPONENT SCORING

Less than 40 pts	37 • Austin Peay • Nashville, Tenn. • 11.08.24
40-49 pts	40 • Evansville • Nashville, Tenn. • 12.14.24
Less than 50 pts & Won	44 • East Tennessee St. • Johnson City, Tenn. • 12.01.22
90-99 pts	96 • Kentucky • Nashville, Tenn. • 01.05.25
100+ pts (regulation)	106 • South Carolina • Nashville, Tenn. • 01.14.21
100+ pts	106 • South Carolina • Nashville, Tenn. • 01.14.21

FIELD GOAL PERCENTAGE

20.0%-29.9%	27.9% (19-68) • Florida • Gainesville, Fla. • 1.22.23
30.0%-39.9%	37.1% (23-62) • Tennessee • Nashville, Tenn. • 01.19.25
30.0%-39.9% & Won	37.1% (23-62) • Tennessee • Nashville, Tenn. • 01.19.25
50.0%-59.9%	56.3% (40-71) • Alabama A&M • Nashville, Tenn. • 12.29.24
60.0% or higher	69.2% (36-52) • Air Force • Nashville, Tenn. • 11.30.15

OPPONENT FIELD GOAL PERCENTAGE

20.0%-29.9%	27.8% (15-54) • Evansville • Nashville, Tenn. • 12.14.24
20.0%-29.9% & won	27.4% (17-62) • East Tenn. St. • Johnson City, Tenn. • 12.1.22
30.0%-39.9%	38.2% (26-68) • Tennessee • Nashville, Tenn. • 01.19.25
30.0%-39.9% & won	39.0% (23-59) • NC State • Raleigh, N.C. • 11.29.23
50.0%-59.9%	52.4% (33-63) • Ole Miss • Oxford, Miss. • 01.09.25
60.0% or higher	66.7% (28-42) • Georgia • Nashville, Tenn. • 2.5.23

FREE THROW PERCENTAGE

Less than 50.0%	37.5% (3-8) • South Florida • Tampa, Fla. • 11.14.24
90.0%-99.9%	93.5% (29-31) • Georgia • Nashville, Tenn. • 01.02.25
1.000%	15-15 • Appalachian State • Nashville, Tenn. • 12.1.24
1.000% w/ 10 or more makes	15-15 • Appalachian State • Nashville, Tenn. • 12.1.24

OPPONENT FREE THROW PERCENTAGE

Less than 50.0%	28.6% (4-14) • Austin Peay • Nashville, Tenn. • 11.08.24
90.0%-99.9%	92.3% (12-13) • Ole Miss • Oxford, Miss. • 01.09.25
1.000%	3-3 • South Florida • Tampa, Fla. • 11.14.24
1.000% w/ 10 or more makes	12-12 • Texas A&M • College Station, Texas • 2.10.22

BASKETS MADE

40+ field goals made	40 • Alabama A&M • Nashville, Tenn. • 12.29.24
10-14 3-point field goals made	11 • Georgia • Nashville, Tenn. • 01.02.25
15+ 3-point field goals made	17 • Alabama State • Nashville, Tenn. • 12.28.21
Did not make a 3-pointer	0-9 • Butler • Indianapolis • 12.7.23
Made 20+ free throws	29 (29-31) • Georgia • Nashville, Tenn. • 01.02.25
Made less than five free throws	3 (3-8) • South Florida • Tampa, Fla. • 11.14.24
Made 5-10 free throws	9 (9-14) • Ole Miss • Oxford, Miss. • 01.09.25

OPPONENT BASKETS MADE

40+ field goals made	42 • South Carolina • Nashville, Tenn. • 1.14.21
10-14 3-point field goals made	10 • West Georgia • Nashville, Tenn. • 12.21.24
15+ 3-point field goals made	15 • Kentucky • Nashville, Tenn. • 01.05.25
Did not make a 3-pointer	0-8 • Ole Miss • Nashville, Tenn. • 2.20.22
Made 20+ free throws	20 (20-24) • Ole Miss • Nashville, Tenn. • 2.1.24
Made less than five free throws	4 (4-8) • Samford • Nashville, Tenn. • 11.22.24
Made 5-10 free throws	5 (5-16) • Alabama A&M • Nashville, Tenn. • 12.29.24

REBOUNDS

10-20 rebounds	20 • Georgia • Nashville, Tenn. • 2.5.23
21-29 rebounds	25 • LSU • Baton Rouge, La. • 01.13.25
40-44 rebounds	40 • Tennessee • Nashville, Tenn. • 01.19.25
45-49 rebounds	48 • Appalachian State • Nashville, Tenn. • 12.1.24
50+ rebounds	51 • West Georgia • Nashville, Tenn. • 12.21.24
20+ rebound margin	+27 • Austin Peay • Nashville, Tenn. • 11.08.24
30+ rebound margin	+30 • Samford • Nashville, Tenn. • 11.22.24

OPPONENT REBOUNDS

20-24 rebounds	24 • Miami • Coral Gables, Fla. • 12.04.24
25-29 rebounds	26 • Samford • Nashville, Tenn. • 11.22.24
40-44 rebounds	42 • Tennessee • Nashville, Tenn. • 01.19.25
45-49 rebounds	48 • Michigan State • Palm Springs, Calif. • 11.27.24
50+ rebounds	50 • NC State • Raleigh, N.C. • 11.29.23
20+ rebound margin	+20 • LSU • Baton Rouge, La. • 01.13.25

STEALS

0-5 steals	3 • Tennessee • Nashville, Tenn. • 01.19.25
10-15 steals	13 • Alabama A&M • Nashville, Tenn. • 12.29.24
16-19 steals	17 • West Georgia • Nashville, Tenn. • 12.21.24
20+ steals	24 • Evansville • Nashville, Tenn. • 12.14.24

OPPONENT STEALS

0-5 steals	5 • Tennessee • Nashville, Tenn. • 01.19.25
10-15 steals	12 • Michigan State • Palm Springs, Calif. • 11.27.24
15-19 steals	17 • Florida • Nashville, Tenn. • 1.7.24
20+ steals	22 • UCLA • Boston, Mass. • 11.26.95

ASSISTS

0-9 assists	6 • South Florida • Tampa, Fla. • 11.14.24
15-19 assists	12 • Tennessee • Nashville, Tenn. • 01.19.25
20-25 assists	23 • West Georgia • Nashville, Tenn. • 12.21.24
25-29 assists	27 • Georgia • Nashville, Tenn. • 01.02.25
30-plus assists	30 • Alabama A&M • Nashville, Tenn. • 12.29.24

OPPONENT ASSISTS

0-9 assists	8 • Evansville • Nashville, Tenn. • 12.14.24
15-19 assists	12 • Tennessee • Nashville, Tenn. • 01.19.25
20-25 assists	26 • Ole Miss • Oxford, Miss. • 01.09.25

TURNOVERS

5-10 turnovers	7 • Kentucky • Nashville, Tenn. • 01.05.25
20-24 turnovers	21 • Michigan State • Palm Springs, Calif. • 11.27.24
25-29 turnovers	25 • Ole Miss • Oxford, Miss. • 01.09.25
30-40 turnovers	37 • UCLA • Boston, Mass. • 11.26.95

OPPONENT TURNOVERS

5-10 turnovers	10 • Tennessee • Nashville, Tenn. • 01.19.25
20-24 turnovers	21 • Miami • Coral Gables, Fla. • 12.04.24
25-29 turnovers	26 • West Georgia • Nashville, Tenn. • 12.21.24
30-40 turnovers	36 • Evansville • Nashville, Tenn. • 12.14.24

BLOCKED SHOTS

0 Blocks	0 • South Florida • Tampa, Fla. • 11.14.24
5-9 blocked shots	6 • Georgia • Nashville, Tenn. • 01.02.25

OPPONENT BLOCKED SHOTS

0 Blocks	0 • Butler • Nashville, Tenn. • 11.17.24
5-9 blocked shots	5 • LSU • Baton Rouge, La. • 01.13.25
10+ blocked shots	14 • South Carolina • Nashville, Tenn. • 1.19.23

MARGIN OF VICTORY

1 point	vs. Tennessee (71-7) • Nashville, Tenn. • 01.19.25
2 points	vs. UT Martin (70-68) • Martin, Tenn. • 11.9.23
10-19 points	19 • Alabama A&M (93-64) • Nashville, Tenn. • 12.29.24
20-30 points	26 • Georgia (108-82) • Georgia • Nashville, Tenn. • 01.02.25
Back-to-back 20+ points	49 • Hampton (94-45) • Nashville, Tenn. • 11.20.24 45 • Samford (104-59) • Nashville, Tenn. • 11.22.24
30-39 points	35 • West Georgia (103-68) • Nashville, Tenn. • 12.21.24
Back-to-back 30+ points	49 • Hampton (94-45) • Nashville, Tenn. • 11.20.24 45 • Samford (104-59) • Nashville, Tenn. • 11.22.24
40-49 points	45 • Samford (104-59) • Nashville, Tenn. • 11.22.24
Back-to-back 40+ points	49 • Hampton (94-45) • Nashville, Tenn. • 11.20.24 45 • Samford (104-59) • Nashville, Tenn. • 11.22.24
50-59 points	54 • Appalachian State (94-40) • Nashville, Tenn. • 12.01.24
Back-to-back 50+ points	52 • Lipscomb (102-50) • Memorial Gym • 11.04.24 56 • Austin Peay (93-37) • Nashville, Tenn. • 11.08.24
60-69 points	66 • Evansville (106-40) • Nashville, Tenn. • 12.14.24
70+ points	70 • Hampton (116-46) • Nashville, Tenn. • 11.29.98
Single-overtime win	vs. Lipscomb (72-71) • Nashville, Tenn. • 12.18.22
Double-overtime win	at Florida (106-98) • Gainesville, Fla. • 2.6.11
Triple-overtime win	NEVER OCCURRED

OPPONENT MARGIN OF VICTORY

1 point	vs. Florida (53-52) • Greenville, S.C. • 3.3.22
2 points	vs. Missouri (65-63) • Nashville, Tenn. • 1.14.24
10-19 points	18 • Kentucky (96-78) • Nashville, Tenn. • 01.05.25
20-30 points	28 (87-59) • Ole Miss • Oxford, Miss. • 01.09.25
Back-to-back 20+ points	25 • LSU (88-63) • Baton Rouge, La. • 11.23 21 • Ole Miss (74-53) • Oxford, Miss. • 1.5.23
30-39 points	37 • Alabama (98-61) • Tuscaloosa, Ala. • 1.26.20
40-49 points	48 • South Carolina (96-48) • Nashville, Tenn. • 1.19.23
50-59 points	55 • South Carolina (85-30) • Columbia, S.C. • 01.24.22
60-69 points	63 • South Carolina (106-43) • Nashville, Tenn. • 01.14.21
70+ points	NEVER OCCURRED
Single-overtime win	Alabama (77-71) • Nashville, Tenn. • 2.6.22
Double-overtime win	Auburn (96-93) • Auburn, Ala. • 1.20.90
Triple-overtime win	NEVER OCCURRED





LAST TIME...

A DORE SCORED 20 OR MORE PTS

Mikayla Blakes • 23 Pts vs. Tennessee • 01.19.25
Khamil Pierre • 21 Pts vs. Tennessee • 01.19.25

TWO DORES SCORED 20 OR MORE PTS

Mikayla Blakes • 23 Pts vs. Tennessee • 01.19.25
Khamil Pierre • 21 Pts vs. Tennessee • 01.19.25

AN OPPONENT SCORED 20 OR MORE PTS

Talaysia Cooper, Tennessee • 22 Pts • 01.19.25

TWO OPPONENTS SCORED 20 OR MORE PTS

Flau/Jae Johnson, LSU • 25 Pts • 01.13.25
Aneesah Morrow, LSU • 23 Pts • 01.13.25
Mikaylah Williams, LSU • 20 Pts • 01.13.25

A DORE SCORED 30 OR MORE PTS

Mikayla Blakes • 36 Pts vs. Georgia • 01.02.24

AN OPP. SCORED 30 OR MORE PTS

Aliyah Matharu, Florida • 35 Pts • 03.07.24

A DORE SCORED 40 OR MORE PTS

Khamil Pierre • 42 Pts vs. Evansville • 12.14.24

A DORE COLLECTED 15 OR MORE REBS

Khamil Pierre • 18 Reb vs. Evansville • 12.14.24

AN OPP. COLLECTED 15 OR MORE REBS

Aneesah Morrow, LSU • 15 Reb • 01.13.25

A DORE COLLECTED 10 OR MORE AST

Jordyn Oliver • 11 Ast vs. Georgia • 01.02.24

AN OPP. COLLECTED 10 OR MORE AST

Alexis Morris, LSU • 12 Ast • 01.01.23

A DORE HAD FIVE OR MORE STL

Mikayla Blakes • 5 Stl at Dayton • 12.19.24

AN OPP. COLLECTED FIVE OR MORE STL

Grace VanSlooten, Michigan State • 5 Stl • 11.27.24

A DORE HAD FIVE OR MORE BLK

Sacha Washington • 6 Blk vs. Dayton • 12.20.23

AN OPP. COLLECTED FIVE OR MORE BLK

L'or Mputu, South Florida • 6 Blk • 11.14.24

A DORE MADE 10-PLUS FG

Khamil Pierre • 12 FGM at LSU • 01.13.25

A DORE MADE 10-PLUS FG IN BACK-TO-BACK GAMES

Khamil Pierre (3) • 10 FGM vs. West Georgia • 12.21.24
13 FGM vs. Alabama A&M • 12.29.24
11 FGM vs. Georgia • 01.02.25

AN OPP. MADE 10 OR MORE FG

Talaysia Cooper, Tennessee • 10 FGM • 01.19.25

A DORE ATTEMPTED 20 OR MORE FG

Khamil Pierre • 24 FGA at LSU • 01.13.25

AN OPP. ATTEMPTED 20 OR MORE FG

Talaysia Cooper, Tennessee • 22 FGA • 01.19.25

A DORE MADE 10 OR MORE FREE THROWS

Khamil Pierre • 12 FTM vs. Tennessee • 01.19.25

AN OPP. MADE 10 OR MORE FREE THROWS

Diamond Battles, Georgia • 10 FTM • 2.5.23

A DORE MADE 5 OR MORE 3-PT FG

Iyana Moore • 5 3PT FGM at LSU • 01.13.25

AN OPP. MADE 5 OR MORE 3-PT FG

Kennedy Todd-Williams, Ole Miss • 5 3PT FGM • 01.09.25

VANDY HAD 5 OR PLAYERS IN DBL FIGURES

Five Players • vs. Georgia • 01.02.25

AN OPP. HAD 5 OR PLAYERS IN DBL FIGURES

Ole Miss • Five Players • 01.09.25

VANDY PLAYER HAD A DOUBLE-DOUBLE

Khamil Pierre • 19 pts, 11 reb vs. Kentucky • 01.05.25

A DORE HAD CONSECUTIVE DOUBLE-DOUBLES

Khamil Pierre (4) • 14 pts, 10 reb at Dayton • 12.19.24
23 pts, 10 reb vs. West Georgia • 12.21.24
42 pts, 18 reb vs. Evansville • 12.14.24
28 pts, 13 reb at Miami • 12.04.24

AN OPP. HAD A DOUBLE-DOUBLE

Zee Spearman, Tennessee • 11 pts, 11 reb • 01.19.25

VANDY HAD 2 PLAYERS POST A DOUBLE-DOUBLE

vs. Evansville • 12.14.24

Khamil Pierre • 42 pts, 18 reb

Leilani Kapinus • 11 reb, 10 pts

AN OPP. HAD 2 PLAYERS POST A DOUBLE-DOUBLE

Ivy Wolf, Dayton • 23 pts, 10 reb • 12.19.24

Arianna Smith, Dayton • 16 pts, 12 reb • 12.19.24

VANDY HAD 3 PLAYERS POST A DBL-DBL

vs. Western Kentucky • 11.15.23

Sacha Washington • 18 pts, 10 reb

Jordyn Oliver • 15 pts, 10 reb

Jordyn Cambridge • 11 pts, 13 reb

VANDY PLAYER HAD A TRIPLE-DOUBLE

Jordyn Cambridge • vs. Texas A&M • 3.2.23

15 reb, 13 pts, 10 ast

ALL VANDY PLAYERS THAT PLAYED SCORED

9 players vs. Arizona • 11.26.24

RECORD WHEN...

2024-25 OVERALL

15-4

AT HOME	11-1
ON THE ROAD	3-2
NEUTRAL GAMES	1-1
IN OVERTIME	0-0
IN DOUBLE OVERTIME	0-0
AFTER A WIN	12-3
AFTER A LOSS	2-1
LEADING AT HALFTIME	15-0
TRAILING AT HALFTIME	0-3
TIED AT HALFTIME	0-1
LEADING AFTER 1ST QUARTER	14-3
TRAILING AFTER 1ST QUARTER	1-0
TIED SCORE AFTER 1ST QUARTER	0-1
OUTSCORING OPP. IN 2ND HALF	13-0
OUTSCORED BY OPP. IN 2ND HALF	2-4
SCORING SAME PTS IN 2ND HALF	0-0
LEADING WITH 5 MIN. REMAINING	15-1
TRAILING WITH 5 MIN. REMAINING	0-3
TIED WITH 5 MIN. REMAINING	0-0
SCORING FEWER THAN 50 POINTS	0-0
SCORING 50-59 POINTS	0-1
SCORING 60-69 POINTS	1-0
SCORING 70-79 POINTS	2-3
SCORING 80-89 POINTS	3-0
SCORING 90-99 POINTS	4-0
SCORING 100+ POINTS	5-0
ALLOWING 39-OR-FEWER POINTS	1-0
ALLOWING 40-49 POINTS	4-0
ALLOWING 50-59 POINTS	3-0
ALLOWING 60-69 POINTS	4-0
ALLOWING 70-79 POINTS	2-1
ALLOWING 80-89 POINTS	1-2
ALLOWING 90-OR-MORE POINTS	0-1
GAME DECIDED BY 1-POINT	1-0
GAME DECIDED BY 2-3 POINTS	0-0
GAME DECIDED BY 4-5 POINTS	0-0
GAME DECIDED BY 6-9 POINTS	0-2
GAME DECIDED BY 10-19 POINTS	5-1
GAME DECIDED BY 20-29 POINTS	2-1
GAME DECIDED BY 30-39 POINTS	1-0
GAME DECIDED BY 40-49 POINTS	2-0
GAME DECIDED BY 50-59 POINTS	3-0
GAME DECIDED BY 60+ POINTS	1-0
HIGHER FIELD GOAL PERCENTAGE	11-0
LOWER FIELD GOAL PERCENTAGE	4-4
SAME FIELD GOAL PERCENTAGE	0-0
SHOOTING LESS THAN 30%	0-0
SHOOTING 30-39%	4-2
SHOOTING 40-49%	5-2
SHOOTING 50+%	6-0
OPP. SHOOTING LESS 30%	5-0
OPP. SHOOTING 30-39%	6-0
OPP. SHOOTING 40-49%	3-2
OPP. SHOOTING 50+%	1-2
MORE MADE 3-PT THAN OPP.	8-1
FEWER MADE 3-PT THAN OPP.	4-3
SAME 3-PT MAKES AS OPP.	3-0
MAKING FEWER THAN FIVE 3-PT FG	2-2
MAKING BETWEEN 5-9 3-PT FG	11-2
MAKING 10+ 3-PT FG	2-0
ALLOWING FEWER THAN 5 3-PT FG	9-2
ALLOWING BETWEEN 5-9 3-PT FG	4-1
ALLOWING 10+ 3-PT FG	2-1

MAKING MORE FREE THROWS	14-1
MAKING FEWER FREE THROWS	0-2
MAKING SAME FREE THROWS	1-1
MAKING FEWER THEN 10 FREE THROWS	2-1
MAKING 10-19 FREE THROWS	10-2
MAKINGS 20+ FREE THROWS	3-0
OPP. MAKES 0-10 FREE THROWS	10-0
OPP. MAKES 10-19 FREE THROWS	5-4
OPP. MAKES 20+ FREE THROWS	0-0
OUTREBOUNDING OPP.	11-0
OUTREBOUNDED BY OPP.	4-4
SAME TOTAL OF REBOUNDS	0-0
FEWER THAN 10 ASSISTS	1-0
10-19 ASSISTS	7-4
20+ ASSISTS	7-0
NO BLOCKS	0-0
1-4 BLOCKS	10-4
5+ BLOCKS	5-0
COMMITTING FEWER TURNOVERS	14-2
COMMITTING MORE TURNOVERS	1-2
COMMITTING SAME TURNOVERS	0-0
FORCING FEWER THAN 10 TURNOVERS	0-0
FORCING 10-19 TURNOVERS	3-3
FORCING 20-29 TURNOVERS	10-1
FORCING 30+ TURNOVERS	2-0
IN DAY GAMES	8-3
IN NIGHT GAMES	7-1
ON SUNDAY	4-1
ON MONDAY	1-1
ON TUESDAY	1-0
ON WEDNESDAY	2-1
ON THURSDAY	3-1
ON FRIDAY	2-0
ON SATURDAY	2-0
IN NOVEMBER	7-1
IN DECEMBER	6-0
IN JANUARY	2-3
IN FEBRUARY	0-0
IN MARCH	0-0
VS. SEC	2-3
VS. SEC AT MEMORIAL GYM	2-1
VS. SEC ON THE ROAD	0-2
VS. RANKED OPPONENTS	1-2
WINNING THE OPENING TIP	12-1
LOSING THE OPENING TIP	3-3
WEARING WHITE	7-1
WEARING VANDY SCRIPT WHITE	2-1
WEARING GOLD	1-0
WEARING BLACK	3-2
WEARING V BLACK	1-0
WEARING GRAY	1-0
WEARING PLAY4KAY JERSEY	0-0





2024-25 GAME LEADERS

OPPONENT	DATE	SCORE	W/L	POINTS	REBOUNDS	ASSISTS	STEALS	BLOCKS
Lipscomb	11-04-24	102-50	W	Pierre (25)	Pierre (14)	Blakes (5)	Greene (6)	Mitchell (1)
Austin Peay	11-08-24	93-37	W	Blakes/Moore (16)	Pierre (10)	Greene/Moore (3)	Blakes (3)	Kapinus/Makurat/Nwaba (2)
at South Florida	11-14-24	62-49	W	Pierre (17)	Pierre (10)	Oliver (3)	Blakes/Oliver (2)	--
Butler	11-17-24	81-52	W	Blakes (29)	Pierre (8)	Oliver (6)	Pierre (4)	Kapinus/Nwaba (1)
Hampton	11-20-24	94-45	W	Blakes (22)	Pierre (12)	Blakes (8)	Blakes/Pierre (3)	Nwaba (3)
Samford	11-22-24	104-59	W	Pierre (21)	Pierre (12)	Greene/Kapinus (6)	Kapinus/Pierre (4)	Blakes/Kapinus/Mitchell (1)
vs. Arizona	11-26-24	71-60	W	Pierre (25)	Pierre (15)	Blakes/Moore (4)	Pierre (7)	Kapinus (2)
vs. Michigan State	11-27-24	70-78	L	Pierre (19)	Mitchell/Oliver/Pierre (6)	Oliver/Pierre (4)	Pierre (4)	Kapinus/Mitchell/Oliver (1)
Appalachian State	12-01-24	94-40	W	Blakes (20)	Kapinus/Pissott (7)	Blakes (6)	Blakes (7)	Nwaba (1)
at Miami (Fl.)	12-04-24	88-70	W	Pierre (28)	Pierre (13)	Moore (7)	Pierre (4)	Moore (1)
Evansville	12-14-24	106-40	W	Pierre (42)	Pierre (18)	Blakes/Moore (3)	Pierre (8)	Mitchell (2)
at Dayton	12-19-24	80-66	W	Greene (25)	Pierre (10)	Oliver (7)	Blakes (5)	Oliver (3)
West Georgia	12-21-24	103-68	W	Blakes (24)	Pierre (10)	Blakes (6)	Oliver (4)	Oliver (3)
Alabama A&M	12-29-24	93-64	W	Pierre (29)	Oliver/Pierre (7)	Oliver (8)	Pierre (4)	Blakes/Pierre (1)
Georgia	01-02-25	108-82	W	Blakes (36)	Oliver (10)	Oliver (11)	Mitchell (2)	Moore (2)
Kentucky	01-05-25	78-96	L	Blakes (24)	Pierre (11)	Pierre (5)	Blakes (3)	Blakes (1)
at Ole Miss	01-09-25	59-87	L	Blakes (19)	Blakes (5)	Oliver (6)	Greene/Moore/Pierre (2)	Pierre (1)
at LSU	01-13-25	77-83	L	Pierre (28)	Pierre (8)	Blakes (4)	I. Moore/J. Nwaba (3)	Blakes (2)
Tennessee	01-19-25	71-70	W	Blakes (23)	Pierre (8)	5 Tied w/ 2	Greene/Nwaba/Oliver (1)	Kapinus/Moore/Oliver (1)
Arkansas	01-23-25							
at Alabama	01-26-25							
at Florida	01-30-25							
Ole Miss	02-02-25							
at Texas	02-06-25							
Mississippi State	02-13-25							
at Auburn	02-16-25							
at Oklahoma	02-20-25							
South Carolina	02-23-25							
Texas A&M	02-27-25							
at Missouri	03-02-25							

POINTS	REBOUNDS	ASSISTS	STEALS	BLOCKS
Khamil Pierre 9 (7-2)	Khamil Pierre 16 (13-3)	Mikayla Blakes 8 (7-1)	Khamil Pierre 9 (7-2)	Lelilani Kapinus 6 (5-1)
Mikayla Blakes 9 (7-2)	Jordyn Oliver 3 (2-1)	Jordyn Oliver 8 (6-2)	Mikayla Blakes 6 (5-1)	Jane Nwaba 4 (4-0)
Madison Greene 1 (1-0)	Leilani Kapinus 1 (1-0)	Iyana Moore 5 (5-0)	Jordyn Oliver 3 (3-0)	Aiyana Mitchell 4 (3-1)
Iyana Moore 1 (1-0)	Justine Pissott 1 (1-0)	Khamil Pierre 3 (1-2)	Madison Greene 3 (2-1)	Mikayla Blakes 4 (2-2)
	Aiyana Mitchell 1 (0-1)	Madison Greene 2 (2-0)	Iyana Moore 2 (0-2)	Jordyn Oliver 4 (3-1)
	Mikayla Blakes 1 (0-1)	Leilani Kapinus 2 (2-0)	Leilani Kapinus 1 (1-0)	Iyana Moore 3 (3-0)
			Aiyana Mitchell 1 (1-0)	Khamil Pierre 2 (1-1)
			Jane Nwaba 1 (1-0)	Aga Makurat 1 (1-0)
			Iyana Moore 1 (0-1)	

2024-25 GAME HIGHS & LOWS

HIGHS

Points	108	vs. Georgia (01/02/25)
FG Made	44	vs. Evansville (12/14/24)
FG Attempts	93	vs. Evansville (12/14/24)
3-Pt FG Made	13	vs. Appalachian St. (12/1/24)
3-PT FG Attempts	38	vs. Appalachian St. (12/1/24)
FT Made	29	vs. Georgia (01/02/25)
FT Attempts	31	vs. Arizona (11/26/24) vs. Georgia (01/02/25)
Rebounds	56	vs. Samford (11/22/24)
Assists	30	vs. Alabama A&M (12/29/24)
Steals	24	vs. Evansville (12/14/24)
Blocks	9	vs. West Georgia (12/21/24)
Turnovers	23	vs. Arizona (11/26/24) at Ole Miss (01/09/25)
Fouls	22	vs. Michigan State (11/27/24)

LOWS

Points	59	at Ole Miss (01/09/25)
FG Made	21	vs. Arizona (11/26/24)
FG Attempts	53	at Ole Miss (01/09/25)
3-Pt FG Made	2	vs. Evansville (12/14/24)
3-PT FG Attempts	14	vs. Arizona (11/26/24) vs. Michigan State (11/27/24) at LSU (01/13/25)
FT Made	3	at South Florida (11/14/24)
FT Attempts	8	at South Florida (11/14/24)
Rebounds	25	at LSU (01/14/25)
Assists	6	at South Florida (11/14/24)
Steals	3	vs. Tennessee (01/19/25)
Blocks	0	at South Florida (11/14/24)
Turnovers	5	vs. Georgia (01/02/25)
Fouls	9	vs. Alabama A&M (12/29/24)





VANDERBILT STATS

BENCH PRODUCTION

Game	VU-OPP	Diff.	Top Bench Scorer
Lipscomb	31-25	+6	Madison Greene, 14
Austin Peay	35-12	+23	Madison Greene, 13
at South Fla.	6-32	-26	Makurat/Mitchell/Moore, 2
Butler	17-18	-1	Aiyana Mitchell, 6
Hampton	33-18	+15	Madison Greene, 11
Samford	43-18	+25	Madison Greene, 16
vs. Arizona	15-6	+9	Leilani Kapinus, 7
vs. Michigan St.	7-9	-2	Aiyana Mitchell, 6
Appalachian St.	31-24	+7	Aga Makurat, 7
at Miami	17-11	+6	Leilani Kapinus, 8
Evansville	24-9	+15	Leilani Kapinus, 10
at Dayton	27-18	+9	Madison Greene, 25
West Georgia	35-29	+6	Leilani Kapinus, 10
Alabama A&M	30-18	+12	Madison Greene, 12
Georgia	14-34	-20	Madison Greene, 10
Kentucky	7-4	+3	Madison Greene, 3
at Ole Miss	13-16	-3	Madison Greene, 9
at LSU	4-9	-5	L. Kapinus/M. Greene, 2
Tennessee	6-9	-3	Madison Greene, 4
Total	395-319	+76	Madison Greene, 138
AVG.	20.8-16.8	+4.0	Madison Greene, 9.2 ppg

SPECIALTY STATS

Game	Off TO	Paint	2nd Chance	Fastbreak
Lipscomb	22-8	70-22	23-8	27-3
Austin Peay	33-10	42-20	20-4	24-1
at South Fla.	19-12	28-24	12-7	3-4
Butler	41-13	30-20	10-7	14-7
Hampton	36-12	46-28	19-4	13-6
Samford	24-3	60-22	28-9	26-9
vs. Arizona	29-19	20-40	17-13	9-8
vs. Michigan St.	23-20	42-48	14-16	15-6
Appalachian St.	33-7	38-22	21-7	21-2
at Miami	27-14	46-40	16-2	8-3
Evansville	54-3	76-20	40-9	25-4
at Dayton	32-7	28-42	14-8	14-6
West Georgia	37-16	62-22	29-13	30-16
Alabama A&M	24-11	60-42	19-9	23-14
Georgia	26-8	34-48	15-13	15-12
Kentucky	7-16	26-26	26-9	5-6
at Ole Miss	19-22	34-38	9-10	7-10
at LSU	17-21	32-44	6-17	17-13
Tennessee	13-10	24-32	10-8	15-14
Total	516-232	798-600	348-173	311-144
AVG.	27.2-12.2	42.0-31.6	18.3-9.1	16.4-7.6



2024-25 GAME COMPARISON

Table with 20 columns: Opponent, 1st, 2nd, 3rd, 4th, Final, Mar, Total FG, FG Pct, 3-Pointers, 3FG Pct, Free Throws, FT Pct, Rebs, Mar, Ast, TOver, Block, Steal, Fouls. Rows include opponents like Lipscomb, Austin Peay, and SEASON TOTAL.

SEASON HIGH | SEASON LOW

2024-25 GAME-BY-GAME STATS

Table with 20 columns: Opponent, Date, Score, Total FG-FGA, PCT, 3-Pointers 3FG-3FGA, PCT, Free throws FT-FTA, PCT, Rebounds OFF, DEF, TOT, AVG, PF, A, TO, BLK, STL, PTS, AVG.

Vanderbilt Averages

Table with 11 columns: Games Played, Points/game, FG Pct, 3FG Pct, FT Pct, Rebounds/game, Assists/game, Turnovers/game, Assist/Turnover ratio, Steals/game, Blocks/game.



SHEA RALPH

HEAD COACH
FOURTH SEASON
UConn - '01



THE SHEA RALPH FILE

Head Coach Vanderbilt (2021-Current)

- 66-52 overall record in four seasons at Vanderbilt
- Guided Vanderbilt to its first NCAA Tournament bid since the 2014 NCAA Tournament in 2023-24 and posted the Dores' first NCAA Tournament victory since 2013
- Posted the largest win improvement from one season to next in school history during the 2023-24 season, as Vandy's 23 victories marked an 11-win improvement from 2022-23
- Led Vanderbilt to its first postseason bid since the 2013-14 campaign with an appearance in the 2022 WNIT in her debut season in 2021-22
- Guided Vandy to a school record six SEC road wins in '23-'24
- Five players have earned All-SEC honors under Ralph

Assistant Coach UConn (2008-2021)

- 462-22 in 13 seasons as an assistant coach at UConn
- Won Six NCAA National Championships
- 12 Final Four Appearances
- 16 Conference Titles
- Coached 21 WNBA Draft Picks, 9 top-5 picks, three No. 1 picks

Assistant Coach Pittsburgh (2003-2008)

- 86-66 in five seasons as an assistant coach at Pittsburgh
- 2008 Sweet 16 Appearance
- Two NCAA Tournament Appearances (2007 & 08)
- 2006 WNIT Final Four

Player UConn (1996-2001)

- Drafted by Utah Starzz in 2001 WNBA Draft
- Scored 1,678 career points, Ranks 8th in UConn history
- Won 2000 NCAA National Championship
- 2000 NCAA Women's Final Four MVP
- 2000 Big East Player of the Year
- 2000 All-American
- 2000 Sports Illustrated Women's College Player of the Year
- Honda Award Winner

Shea Ralph was named the sixth head coach in Vanderbilt women's basketball history on April 13, 2021. The 2024-25 campaign marks her fourth season leading the Commodores.

Ralph orchestrated one of the biggest turn-arounds in program history during the 2023-24 season, as the Commodores went from being projected last in the SEC preseason polls to earning the program's first bid into the NCAA Tournament in 10 seasons.

Vanderbilt went 23-10 in Year 3 under Ralph's direction, as the Commodores made their first appearance in the NCAA Tournament since the 2013-14 campaign. The 23 wins marked an 11-win improvement from a season ago, which is the second-largest win improvement from one season to the next in program history.

The Commodores went out and proved the preseason prognosticators wrong in 2023-24, as Vandy finished sixth in the SEC after being picked 13th in the Preseason SEC Coaches Poll and 14th in the Preseason SEC Media Poll. The Dores went 9-7 in SEC play and won a program-record six road SEC games. The nine SEC wins were the most for Vanderbilt since the 2012-13 campaign. The Commodores earned the No. 6 seed in the 2024 SEC Women's Basketball Tournament, which was the program's highest seed at the SEC Tournament since 2011.

Vanderbilt's at-large bid into the 2024 NCAA



Tournament marked the second time in her three seasons that Ralph has led the Commodores to the postseason.

A total of three Commodores earned All-SEC honors in Year 3 under Ralph. Iyana Moore made her first appearance on the All-SEC second team, while Jordyn Cambridge was named to the All-SEC defensive team for a school-record third time. Khamil Pierre was named to the All-SEC freshman team, making her the third Commodore to earn a spot on the team under Ralph, joining Moore and Sacha Washington. Pierre also was named SEC Freshman of the Week a program record five times during the season.

Vanderbilt's hard-nosed and gritty approach helped the Commodores become one of the elite defensive teams in the SEC, as Vandy ranked third in steals per game at 10.2 steals. The Dores' 315 steals during the 2023-24 campaign are the third-most in a season in program history.

Vanderbilt was hit hard with a plethora of pre-season injuries to begin the 2022-23 campaign. Coach Ralph was able to rally the Commodores and record a second-straight double-digit win season, marking the first time in six years that Vandy has posted back-to-back double-digit win campaigns.

During the 2022-23 campaign, Ralph guided Vanderbilt to a winning record inside Memorial Gymnasium for the 38th time in the last 40 seasons. The Commodores won nine games at Memorial Gym, which included victories over Texas A&M, Arkansas, and Kentucky.

Ralph was key in the development of Cijia Harbison, who transferred into the program for her graduate season and become one of the most prolific scorers in the SEC. Harbison earned second team All-SEC honors after averaging 19.6 points per game and shot 40.6% from the field. The only player in the SEC to score 40 points in a game this season, Harbison had three outings with 30-plus points among the 23 times she has scored in double figures while recording the



highest scoring average of her collegiate career. Harbison has led the Commodores in scoring 16 times, assists on 20 occasions and steals in 15 games. Harbison tied a school record with 41 points and added five steals in a January win over Texas A&M

In her inaugural season, Ralph led Vanderbilt to its first postseason appearance since 2014. The Commodores reached the third round of the Women's National Invitation Tournament, their longest postseason run since 2013. Vanderbilt also recorded its first SEC Tournament victory in six years when it defeated Texas A&M 85-69 on March 2, 2022.



In all, Ralph accrued the third-most wins of any women's basketball coach in a debut season. That included a 63-59 victory against No. 15 Florida in Memorial Gymnasium on Feb. 24, 2022, the program's first win against a ranked opponent since 2020.

Ralph wasted no time helping individual student-athletes realize their full potential. Jordyn Cambridge, Iyana Moore and Sacha Washington earned All-SEC accolades during the 2021-22 campaign. Cambridge recorded the program's first postseason triple-double during the SEC Tournament, while she and Moore contributed to a program-record 17 3-pointers against Alabama State on Dec. 28, 2021.

A seven-time national champion as a student-athlete or coach, Ralph arrived at Vanderbilt after spending the previous 13 seasons as an assistant coach alongside Geno Auriemma at the University of Connecticut. While serving as a coach at her alma mater, Ralph helped guide the Huskies to 12 Final Four appearances and six national championships, including a record four consecutive titles from 2013-16.

Ralph was an instrumental figure in recruiting and player development with the Huskies. She mentored standouts like Paige Bueckers, who in 2020-21 became the first freshman to sweep the major national player-of-the-year awards:

RALPH'S CAREER RECORD

SEASON	TEAM	OVERALL	CONF.	CONF. FINISH	POSTSEASON
1996-97	UConn (Player)	33-1	18-0	1st	Elite Eight
1997-98	UConn (Player)	34-3	17-1	1st	Elite Eight
1998-99	UConn (Player)	29-5	17-1	T-1st	Sweet 16
1999-00	UConn (Player)	36-1	18-0	T-1st	NCAA Champions
2000-01	UConn (Player)	32-3	17-1	1st	Final Four
2003-04	Pittsburgh (AC)	6-20	2-14	13th	--
2004-05	Pittsburgh (AC)	13-15	5-11	10th	--
2005-06	Pittsburgh (AC)	22-11	9-7	T-6th	WNIT Final Four
2006-07	Pittsburgh (AC)	24-9	10-6	T-5th	NCAA 2nd Rd
2007-08	Pittsburgh (AC)	24-11	10-6	T-5th	Sweet 16
2008-09	UConn (AC)	39-0	16-0	1st	NCAA Champions
2009-10	UConn (AC)	39-0	16-0	1st	NCAA Champions
2010-11	UConn (AC)	36-2	16-0	1st	Final Four
2011-12	UConn (AC)	33-5	13-3	T-2nd	Final Four
2012-13	UConn (AC)	35-4	14-2	2nd	NCAA Champions
2013-14	UConn (AC)	40-0	18-0	1st	NCAA Champions
2014-15	UConn (AC)	38-1	18-0	1st	NCAA Champions
2015-16	UConn (AC)	38-0	18-0	1st	NCAA Champions
2016-17	UConn (AC)	36-1	16-0	1st	Final Four
2017-18	UConn (AC)	36-1	16-0	1st	Final Four
2018-19	UConn (AC)	35-3	16-0	1st	Final Four
2019-20	UConn (AC)	29-3	16-0	1st	Tournament Canceled
2020-21	UConn (AC)	28-2	18-0	1st	Final Four
2021-22	Vanderbilt (HC)	16-19	4-12	T-12th	WNIT Sweet 16
2022-23	Vanderbilt (HC)	12-19	3-13	12th	--
2023-24	Vanderbilt (HC)	23-10	9-7	6th	NCAA 1st Rd
2024-25	Vanderbilt (HC)	15-4	2-3	--	--

AT VANDERBILT: 66-52 (.559) - Four Seasons

TOTAL: 780-153 (.836) - 27 Seasons

7- NCAA National Titles ('00, '09, '10, '13, '14, '15, '16)

14 - NCAA Final Fours ('00, '01, '09, '10, '11, '12, '13, '14, '15, '16, '17, '18, '19)

16 - NCAA Elite Eights ('97, '98, '00, '01, '09, '10, '11, '12, '13, '14, '15, '16, '17, '18, '19)

18 - NCAA Sweet 16 Appearances | 16 - Conference Regular Season Championships

the Naismith Trophy, Associated Press Player of the Year, USBWA National Player of the Year, Lieberman Award and Wooden Award.

In all, Ralph worked with 21 WNBA draft picks at UConn, including nine top-five picks and three No. 1 overall selections: Tina Charles, Maya Moore and Breanna Stewart.

Prior to returning to UConn as an assistant, Ralph spent five seasons at the University of Pittsburgh from 2003-08. She was instrumental in a period of unprecedented success, helping the Panthers improve from single-digit victories to at least 22 victories in each of her final three seasons. Pitt also reached the Sweet 16 for the first time in program history in 2008.

As one of the most celebrated student-athletes in women's basketball history, Ralph ranks eighth in UConn's storied record book with 1,678 points. She also ranks among the program's all-time top 10 in career assists (456), steals (252) and field goal percentage (57.9). Ralph graduated from Connecticut in 2001 with a degree in exercise physiology.

In leading UConn to a national championship in 2000, Ralph was named an All-American and Big East Player of the Year. She was selected as the most valuable player in the 2000 NCAA Women's Final Four. She also won the Honda Award, presented to the premier female student-athlete in 12 collegiate sports, and the "Sports Illustrated for Women" Player of the Year.

Ralph was selected by the Utah Starzz in the 2001 WNBA Draft, but was unable to pursue a professional career due to a knee injury.

Ralph and her husband, Tom Garrick, have one daughter, Maysen. Currently a member of the Vanderbilt coaching staff, Garrick served as head coach of the UMass-Lowell women's basketball program from 2018-21 and previously served as a Vanderbilt assistant from 2009-15.





1 MIKAYLA BLAKES

@mikaylablakes
@mikaylablakes
@mikaylablakes

G // 5-8 // Fr. // Somerset, N.J. (Rutgers Prep HS)

SEASON HIGHS

Points // 36, Georgia (01/02/25)
 FG Made // 12, West Georgia (12/21/24)
 FG Attempts // 22 (2x), Last: Kentucky (01/05/25)
 3-Pt Made // 5 (3x), Last: Georgia (01/02/25)
 3-Pt Attempt // 14, at Miami (12/04/24)
 FT Made // 13, Georgia (01/02/25)
 FT Attempt // 14, Georgia (01/02/25)
 Rebounds // 6, at LSU (01/13/25)
 Assists // 8, Hampton (11/20/24)
 Steals // 7, vs. Appalachian State (12/1/24)
 Blocks // 2, at LSU (01/13/25)
 Minutes // 37, at Miami (12/04/24)

CAREER HIGHS

Points // 36, Georgia (01/02/25)
 FG Made // 12, West Georgia (12/21/24)
 FG Attempts // 22 (2x), Last: Kentucky (01/05/25)
 3-Pt Made // 5 (3x), Last: Georgia (01/02/25)
 3-Pt Attempt // 14, at Miami (12/04/24)
 FT Made // 13, Georgia (01/02/25)
 FT Attempt // 14, Georgia (01/02/25)
 Rebounds // 6, at LSU (01/13/25)
 Assists // 8, Hampton (11/20/24)
 Steals // 7, vs. Appalachian State (12/1/24)
 Blocks // 2, at LSU (01/13/25)
 Minutes // 37, at Miami (12/04/24)

- USBWA Tamika Catchings National Freshman of the Week - Jan. 21
- NCAA.com Player of the Week - Jan. 21
- Three-Time SEC Freshman of the Week - Nov. 19, Nov. 26, Dec. 10
- Leads all NCAA Division I freshmen in scoring (20.2 ppg)
- First NCAA Division I freshman to score over 300 pts this season
- Set the Vanderbilt Freshman Single-Game Scoring Record w/ 36 pts vs. Georgia in her first-ever SEC contest (Jan. 2)

SUPERLATIVES	24-25 CAREER	SUPERLATIVES	24-25 CAREER
10+ POINTS	18	3+ STEALS	9
15+ POINTS	15	2+ BLOCKS	1
20+ POINTS	11	DOUBLE-DOUBLES	--
30+ POINTS	1	LED VANDY IN PTS	8
MADE 3+ 3-PT FG	5	LED VANDY IN REB	1
10+ REBS	--	LED VANDY IN AST	8
3+ ASSISTS	11	LED VANDY IN STL	4
		LED VANDY IN BLK	4

GAME-BY-GAME

DATE	OPPONENT	GS	MIN	FGM/A	FG%	3FG/A	3P%	FTM/A	FG%	OFF	DEF	TOT	AVG	PF	AST	T/O	BLK	STL	PTS	AVG
11.4.24	LIPSCOMB	*	25:31	9-18	.500	2-7	.286	3-3	1.000	2	3	5	5.0	2	5	0	0	2	23	23.0
11.8.24	AUSTIN PEAY	*	15:31	5-8	.625	2-4	.500	4-5	.800	2	1	3	4.0	1	1	2	1	3	16	19.5
11.14.24	AT SOUTH FLORIDA	*	31:24	6-14	.429	2-8	.250	2-4	.500	0	2	2	3.3	1	1	5	0	2	16	18.3
11.17.24	BUTLER	*	35:34	9-18	.500	4-9	.444	7-8	.875	1	1	2	3.0	3	2	3	0	3	29	21.0
11.20.24	HAMPTON	*	29:14	9-14	.643	1-5	.200	3-5	.600	1	2	3	3.0	2	8	3	0	3	22	21.2
11.22.24	SAMFORD	*	23:12	5-12	.417	2-5	.400	2-2	1.000	1	2	3	3.0	2	5	3	1	2	14	20.0
11.26.24	VS. ARIZONA	*	34:31	6-14	.429	5-8	.625	6-6	1.000	0	2	2	2.9	4	4	1	0	4	23	20.4
11.27.24	VS. MICHIGAN ST.	*	26:36	3-10	.300	1-4	.250	6-6	1.000	1	0	1	2.6	3	3	3	0	2	13	19.5
12.1.24	APPALACHIAN ST.	*	28:35	7-15	.467	2-8	.250	4-4	1.000	2	1	3	2.7	2	6	2	0	7	20	19.6
12.4.24	AT MIAMI	*	37:14	10-22	.455	5-14	.357	1-2	.500	0	1	1	2.5	2	3	3	0	0	26	20.2
12.14.24	EVANSVILLE	*	26:07	7-19	.368	1-7	.143	7-7	1.000	3	1	4	2.6	2	3	1	0	1	22	20.4
12.19.24	AT DAYTON	*	26:50	6-17	.353	2-8	.250	2-2	1.000	1	0	1	2.5	4	1	3	0	5	16	20.0
12.21.24	WEST GEORGIA	*	27:09	12-20	.600	0-6	.000	0-0	.000	2	2	4	2.6	1	6	2	0	3	24	20.3
12.29.24	ALABAMA A&M	*	17:01	2-9	.222	0-5	.000	1-3	.333	1	2	3	2.6	0	1	1	1	3	5	19.2
1.2.25	GEORGIA	*	32:42	9-20	.450	5-9	.556	13-14	.929	2	1	3	2.7	3	5	0	1	1	36	20.3
1.5.25	KENTUCKY	*	35:34	9-22	.409	3-11	.273	3-4	.750	4	1	5	2.8	4	0	4	1	3	24	20.6
1.9.25	AT OLE MISS	*	36:11	8-16	.500	2-7	.286	1-2	.500	1	4	5	2.9	3	2	5	0	1	19	20.5
1.13.25	AT LSU	*	37:28	4-13	.308	0-4	.000	4-4	1.000	2	4	6	3.1	1	4	9	2	2	12	20.0
1.19.25	TENNESSEE	*	28:18	7-17	.412	2-6	.333	7-8	.875	2	0	2	3.1	4	2	3	0	0	23	20.2
1.23.25	ARKANSAS																			
1.26.25	AT ALABAMA																			
1.30.25	AT FLORIDA																			
2.2.25	OLE MISS																			
2.6.25	AT TEXAS																			
2.13.25	MISSISSIPPI ST.																			
2.16.25	AT AUBURN																			
2.20.25	AT OKLAHOMA																			
2.23.25	SOUTH CAROLINA																			
2.27.25	TEXAS A&M																			
3.2.25	AT MISSOURI																			
TOTAL			19 554:41	133-298	.446	41-135	.304	76-89	.854	28	30	58	3.1	44	62	53	7	47	383	20.2

CAREER STATS

YEAR	GP	GS	MIN	AVG	FG	FGA	PCT	3FG	3FGA	3PCT	FT	FTA	PCT	OFF	DEF	TOT	AVG	PF	FO	AST	TO	BLK	STL	PTS	AVG
2024-25	19	19	555	29.2	133	298	.446	41	135	.304	76	89	.854	28	30	58	3.1	44	0	62	53	7	47	383	20.2
CAREER	19	19	555	29.2	133	298	.446	41	135	.304	76	89	.854	28	30	58	3.1	44	0	62	53	7	47	383	20.2



2 JADA BROWN

@_jadabrown
@brownjadaa
@jadabrown_

G // 5-8 // Jr. // Bentonville, Ark. (Bentonville HS)

SEASON HIGHS

Points // 6, West Georgia (12/21/24)
FG Made // 2, West Georgia (12/21/24)
FG Attempts // 3, West Georgia (12/21/24)
3-Pt Made // 1 (2x), Last: West Georgia (12/21/24)
3-Pt Attempt // 2, West Georgia (12/21/24)
FT Made // 2, Lipscomb (11/4/24)
FT Attempt // 2 (2x), Last: West Georgia (12/21/24)
Rebounds // 2 (4x), Last: West Georgia (12/21/24)
Assists // 2, Alabama A&M (12/29/24)
Steals // 2 (2x), Last: West Georgia (12/21/24)
Blocks // --
Minutes // 13, Lipscomb (11/4/24)

CAREER HIGHS

Points // 12, vs. NC State (11/24/22)
FG Made // 4, vs. NC State (11/24/22)
FG Attempts // 12, Samford (11/10/22)
3-Pt Made // 4, vs. NC State (11/24/22)
3-Pt Attempt // 8, at LSU (01/01/23)
FT Made // 2 (7x), Last: Lipscomb (11/4/24)
FT Attempt // 2 (12x), Last: West Georgia (12/21/24)
Rebounds // 4 (4x), Last Radford (12/31/23)
Assists // 5, Tarleton State (11/15/22)
Steals // 2 (5x), Last: West Georgia (12/21/24)
Blocks // 1 (2x), Last: Florida (01/22/23)
Minutes // 42, Lipscomb (12/18/22)

- Appeared in 10 games off the bench in '24-25
- Shooting 55.6% from the field (5-of-9)
- Scored a season-high 6 pts in 10 min. vs. West Georgia
- Played in 59 career games with 22 starts at Vanderbilt
- Scored career-best 12 pts vs. NC State (11.24.22)
- SEC Winter Academic Honor Roll ('24)
- Majoring in Human & Organizational Development

SUPERLATIVES	24-25 CAREER	SUPERLATIVES	24-25 CAREER
10+ POINTS	-- 2	3+ STEALS	-- --
15+ POINTS	-- --	2+ BLOCKS	-- --
20+ POINTS	-- --	DOUBLE-DOUBLES	-- --
30+ POINTS	-- --	LED VANDY IN PTS	-- --
MADE 3+ 3-PT FG	-- 3	LED VANDY IN REB	-- --
10+ REBS	-- --	LED VANDY IN AST	-- 1
3+ ASSISTS	-- 1	LED VANDY IN STL	-- --
		LED VANDY IN BLK	-- --

GAME-BY-GAME

DATE	OPPONENT	GS	MIN	FGM/A	FG%	3FG/A	3P%	FTM/A	FG%	OFF	DEF	TOT	AVG	PF	AST	T/O	BLK	STL	PTS	AVG
11.4.24	LIPSCOMB		12:44	1-2	.500	0-0	.000	2-2	1.000	1	0	1	1.0	3	0	0	0	0	4	4.0
11.8.24	AUSTIN PEAY		08:06	0-1	.000	0-1	.000	0-0	.000	1	1	2	1.5	2	1	0	0	2	0	2.0
11.14.24	AT SOUTH FLORIDA		01:49	0-0	.000	0-0	.000	0-0	.000	0	0	0	1.0	0	0	0	0	0	0	1.3
11.17.24	BUTLER		03:55	0-1	.000	0-0	.000	0-0	.000	1	0	1	1.0	0	1	0	0	0	0	1.0
11.20.24	HAMPTON		03:57	0-0	.000	0-0	.000	0-0	.000	1	1	2	1.2	0	0	1	0	0	0	0.8
11.22.24	SAMFORD		02:55	0-0	.000	0-0	.000	0-0	.000	0	0	0	1.0	1	0	0	0	0	0	0.7
11.26.24	VS. ARIZONA																			
11.27.24	VS. MICHIGAN ST.																			
12.1.24	APPALACHIAN ST.		05:46	1-1	1.000	1-1	1.000	0-0	.000	0	2	2	1.1	0	1	0	0	1	3	1.0
12.4.24	AT MIAMI																			
12.14.24	EVANSVILLE		06:19	1-1	1.000	0-0	.000	0-0	.000	0	0	0	1.0	0	0	1	0	1	2	1.1
12.19.24	AT DAYTON																			
12.21.24	WEST GEORGIA		10:00	2-3	.667	1-2	.500	1-2	.500	0	2	2	1.1	1	0	0	0	2	6	1.7
12.29.24	ALABAMA A&M		04:01	0-0	.000	0-0	.000	0-0	.000	0	1	1	1.1	0	2	2	0	0	0	1.5
1.2.25	GEORGIA																			
1.5.25	KENTUCKY																			
1.9.25	AT OLE MISS																			
1.13.25	AT LSU																			
1.19.25	TENNESSEE																			
1.23.25	ARKANSAS																			
1.26.25	AT ALABAMA																			
1.30.25	AT FLORIDA																			
2.2.25	OLE MISS																			
2.6.25	AT TEXAS																			
2.13.25	MISSISSIPPI STATE																			
2.16.25	AT AUBURN																			
2.20.25	AT OKLAHOMA																			
2.23.25	SOUTH CAROLINA																			
2.27.25	TEXAS A&M																			
3.2.25	AT MISSOURI																			
TOTAL		0	59:32	5-9	.556	2-4	.500	3-4	.750	4	7	11	1.1	7	5	4	0	6	15	1.5

CAREER STATS

YEAR	GP	GS	MIN	AVG	FG	FGA	PCT	3FG	3FGA	3PCT	FT	FTA	PCT	OFF	DEF	TOT	AVG	PF	FO	AST	TO	BLK	STL	PTS	AVG
2022-23	30	22	637	21.3	44	150	.293	32	105	.305	12	14	.857	13	19	32	1.1	35	0	24	44	1	14	132	4.4
2023-24	18	0	123	6.8	3	19	.158	2	15	.133	4	6	.667	2	9	11	0.6	12	0	7	6	0	2	12	0.7
2024-25	10	0	60	6.0	5	9	.556	2	4	.500	3	4	.750	4	7	11	1.1	7	0	5	4	0	6	15	1.5
CAREER	59	22	825	14.0	52	179	.291	36	125	.288	19	24	.792	19	35	54	0.9	54	0	36	54	1	22	159	2.7





4 MADISON GREENE

@mad1son_04
@Mad1son_04

G // 5-6 // So. // Columbus, Ohio (Pickerington Central HS)

SEASON HIGHS

Points // 25, at Dayton (12/19/24)
 FG Made // 7 (2x), Last: at Dayton (12/19/24)
 FG Attempts // 14, at Dayton (12/19/24)
 3-Pt Made // 5, at South Florida (11/14/24)
 3-Pt Attempt // 8, at South Florida (11/14/24)
 FT Made // 8, at Dayton (12/19/24)
 FT Attempt // 10, at Dayton (12/19/24)
 Rebounds // 6, Alabama A&M (12/29/24)
 Assists // 6, Samford (11/22/24)
 Steals // 6, Lipscomb (11/4/24)
 Blocks // 1, Austin Peay (11/8/24)
 Minutes // 37, at South Florida (11/14/24)

CAREER HIGHS

Points // 25, at Dayton (12/19/24)
 FG Made // 7 (2x), Last: at Dayton (12/19/24)
 FG Attempts // 14, at Dayton (12/19/24)
 3-Pt Made // 5, at South Florida (11/14/24)
 3-Pt Attempt // 8, at South Florida (11/14/24)
 FT Made // 8, at Dayton (12/19/24)
 FT Attempt // 10, at Dayton (12/19/24)
 Rebounds // 6, Alabama A&M (12/29/24)
 Assists // 6, Samford (11/22/24)
 Steals // 6, Lipscomb (11/4/24)
 Blocks // 1, Austin Peay (11/8/24)
 Minutes // 37, at South Florida (11/14/24)

- Leads the team in points off the bench at 9.2 ppg
- Scored a career-high 25 pts in a reserve role at Dayton (Dec. 19)
- Made her first career start at South Fla. (Nov. 14) and scored 15 pts with a career-best five 3-pt FG made
- Tallied double-digit pts off the bench in seven games
- First Dore since 2018 to score 25 pts off the bench (at Dayton - 12.19)
- Led the Dores in points off the bench in 11 games this season

	24-25 CAREER		24-25 CAREER	
10+ POINTS	8	11	3+ STEALS	4
15+ POINTS	3	4	2+ BLOCKS	--
20+ POINTS	1	1	DOUBLE-DOUBLES	--
30+ POINTS	--	--	LED VANDY IN PTS	1
MADE 3+ 3-PT FG	2	3	LED VANDY IN REB	--
10+ REBS	--	--	LED VANDY IN AST	1
3+ ASSISTS	5	6	LED VANDY IN STL	3
			LED VANDY IN BLK	--

GAME-BY-GAME

DATE	OPPONENT	GS	MIN	FGM/A	FG%	3FG/A	3P%	FTM/A	FG%	OFF	DEF	TOT	AVG	PF	AST	T/O	BLK	STL	PTS	AVG
11.4.24	LIPSCOMB		28:25	6-10	.600	0-1	.000	2-2	1.000	0	5	5	5.0	2	4	4	0	6	14	14.0
11.8.24	AUSTIN PEAY		30:15	3-10	.300	1-1	1.000	6-6	1.000	1	3	4	4.5	2	3	2	1	2	13	13.5
11.14.24	AT SOUTH FLORIDA *		37:10	5-9	.556	5-8	.625	0-0	.000	2	2	4	4.3	1	1	3	0	1	15	14.0
11.17.24	BUTLER	*	20:20	0-2	.000	0-2	.000	0-0	.000	0	2	2	3.8	3	1	5	0	3	0	10.5
11.20.24	HAMPTON		22:50	4-6	.667	1-2	.500	2-2	1.000	0	2	2	3.4	3	1	1	0	1	11	10.6
11.22.24	SAMFORD		27:01	7-9	.778	0-0	.000	2-2	1.000	1	3	4	3.5	3	6	2	0	1	16	11.5
11.26.24	VS. ARIZONA	*	18:04	1-4	.250	0-2	.000	1-2	.500	2	1	3	3.4	2	0	4	0	0	3	10.3
11.27.24	VS. MICHIGAN ST.	*	28:38	2-8	.250	0-2	.000	0-0	.000	0	1	1	3.1	3	1	2	0	2	4	9.5
12.1.24	APPALACHIAN ST.		16:07	2-8	.250	1-5	.200	1-1	1.000	0	2	2	3.0	2	1	2	0	0	6	9.1
12.4.24	AT MIAMI		19:50	3-4	.750	1-1	1.000	0-0	.000	0	0	0	2.7	1	3	1	0	0	7	8.9
12.14.24	EVANSVILLE		21:51	1-5	.200	0-2	.000	2-2	1.000	1	2	3	2.7	1	1	0	0	3	4	8.5
12.19.24	AT DAYTON		31:31	7-14	.500	3-7	.429	8-10	.800	3	2	5	2.9	2	1	0	0	3	25	9.8
12.21.24	WEST GEORGIA		11:26	0-6	.000	0-1	.000	2-2	1.000	2	1	3	2.9	0	1	0	0	1	2	9.2
12.29.24	ALABAMA A&M		24:12	5-7	.714	1-3	.333	1-2	.500	1	5	6	3.1	0	2	3	0	1	12	9.4
1.2.25	GEORGIA		19:24	2-6	.333	1-2	.500	5-5	1.000	0	1	1	3.0	0	1	2	0	0	10	9.5
1.5.25	KENTUCKY		18:51	1-4	.250	0-1	.000	1-1	1.000	0	1	1	2.9	2	1	0	0	0	3	9.1
1.9.25	AT OLE MISS		20:22	2-5	.400	0-2	.000	5-6	.833	1	2	3	2.9	1	4	5	0	2	9	9.1
1.13.25	AT LSU		18:32	1-4	.250	0-2	.000	0-0	.000	0	2	2	2.8	4	1	1	0	0	2	8.7
1.19.25	TENNESSEE		22:04	2-6	.333	0-1	.000	0-0	.000	0	2	2	2.8	3	1	1	0	1	4	8.4
1.23.25	ARKANSAS																			
1.26.25	AT ALABAMA																			
1.30.25	AT FLORIDA																			
2.2.25	OLE MISS																			
2.6.25	AT TEXAS																			
2.13.25	MISSISSIPPI STATE																			
2.16.25	AT AUBURN																			
2.20.25	AT OKLAHOMA																			
2.23.25	SOUTH CAROLINA																			
2.27.25	TEXAS A&M																			
3.2.25	AT MISSOURI																			
TOTAL		4	436:53	54-127	.425	14-45	.311	38-43	.884	14	39	53	2.8	35	34	38	1	27	160	8.4

CAREER STATS

YEAR	GP	GS	MIN	AVG	FG	FGA	PCT	3FG	3FGA	3PCT	FT	FTA	PCT	OFF	DEF	TOT	AVG	PF	FO	AST	TO	BLK	STL	PTS	AVG
2023-24	11	0	217	19.7	31	73	.425	10	28	.357	4	6	.667	5	11	16	1.5	22	0	13	14	0	15	76	6.9
2024-25	19	4	437	23.0	54	127	.425	14	45	.311	38	43	.884	14	39	53	2.8	35	0	34	38	1	27	160	8.4
CAREER	30	4	654	21.8	85	200	.425	24	73	.329	42	49	.857	19	50	69	2.3	57	0	47	52	1	42	236	7.9



5 LEILANI KAPINUS

@leilani_kapinus
@leilani_kapinus
@leilani_kapinus

G // 5-10 // Gr. // Madison, Wis. (Penn State)

SEASON HIGHS

Points // 11, Samford (11/22/24)
FG Made // 5, Evansville (12/14/24)
FG Attempts // 9 (2x), Last: Evansville (12/14/24)
3-Pt Made // 2, Appalachian State (12/1/24)
3-Pt Attempt // 4, Samford (11/22/24)
FT Made // 5, vs. Arizona (11/26/24)
FT Attempt // 6, vs. Arizona (11/26/24)
Rebounds // 11, Evansville (12/14/24)
Assists // 6, Samford (11/22/24)
Steals // 4, Samford (11/22/24)
Blocks // 2 (2x), vs. Arizona (11/26/24)
Minutes // 26, Samford (11/22/24)

CAREER HIGHS

Points // 25, vs. Saint Francis (Pa.) (12/17/23)
FG Made // 10, Navy (11/10/23)
FG Attempts // 18, at Rutgers (02/13/22)
3-Pt Made // 3 (2x), Last: vs. Iowa (03/08/24)
3-Pt Attempt // 6, vs. Iowa (03/08/24)
FT Made // 9, vs. Rutgers (03/02/22)
FT Attempt // 12, at Iowa (01/14/23)
Rebounds // 15, George Mason (03/21/24)
Assists // 6 (2x), Last: Samford (11/22/24)
Steals // 9, Fairfield (11/11/22)
Blocks // 5, vs. Mississippi State (03/28/24)
Minutes // 41, at Rutgers (01/26/23)

- Scored 1,110 career collegiate points over 113 games
- Collected two double-doubles this season
11 pts, 10 reb vs. Samford (Nov. 22) & 10 pts, 11 reb vs. Evansville (Dec. 14)
- Comes to Vanderbilt after a being a three-year starter at Penn State
- Scored 1,029 points, pulled down 610 rebounds, and dished out 210 assists in three seasons with the Nittany Lions
- Ranks ninth in Penn State history in steals per game (2.4) and blocks per game (1.1)

SUPERLATIVES	24-25 CAREER	SUPERLATIVES	24-25 CAREER
10+ POINTS	3	3+ STEALS	5
15+ POINTS	--	2+ BLOCKS	2
20+ POINTS	--	DOUBLE-DOUBLES	2
30+ POINTS	--	LED VANDY IN PTS	--
MADE 3+ 3-PT FG	--	LED VANDY IN REB	1
10+ REBS	2	LED VANDY IN AST	2
3+ ASSISTS	4	LED VANDY IN STL	1
		LED VANDY IN BLK	5

GAME-BY-GAME

DATE	OPPONENT	GS	MIN	FGM/A	FG%	3FG/A	3P%	FTM/A	FG%	OFF	DEF	TOT	AVG	PF	AST	T/O	BLK	STL	PTS	AVG	
11.4.24	LIPSCOMB																				
11.8.24	AUSTIN PEAY		21:15	3-8	.375	0-1	.000	1-1	1.000	2	4	6	6.0	1	1	2	2	1	7	7.0	
11.14.24	AT SOUTH FLORIDA		10:59	0-2	.000	0-1	.000	0-0	.000	0	0	0	3.0	2	0	1	0	0	0	3.5	
11.17.24	BUTLER		19:58	2-3	.667	0-0	.000	0-0	.000	0	0	0	2.0	1	2	2	1	3	4	3.7	
11.20.24	HAMPTON		17:23	3-4	.750	1-1	1.000	2-2	1.000	2	0	2	2.0	2	5	1	0	2	9	5.0	
11.22.24	SAMFORD		25:43	4-9	.444	1-4	.250	2-4	.500	7	3	10	3.6	2	6	1	1	4	11	6.2	
11.26.24	VS. ARIZONA		25:22	1-3	.333	0-1	.000	5-6	.833	1	2	3	3.5	2	1	0	2	3	7	6.3	
11.27.24	VS. MICHIGAN ST.		19:53	0-1	.000	0-0	.000	1-2	.500	0	3	3	3.4	1	1	1	1	2	1	5.6	
12.1.24	APPALACHIAN ST.		17:12	2-4	.500	2-3	.667	0-0	.000	2	5	7	3.9	2	3	0	0	3	6	5.6	
12.4.24	AT MIAMI		23:32	3-7	.429	0-1	.000	2-3	.667	3	1	4	3.9	4	2	0	0	1	8	5.9	
12.14.24	EVANSVILLE		22:19	5-9	.556	0-1	.000	0-0	.000	6	5	11	4.6	1	2	2	0	5	10	6.3	
12.19.24	AT DAYTON		11:25	0-3	.000	0-1	.000	0-0	.000	0	0	0	4.2	1	0	1	0	1	0	5.7	
12.21.24	WEST GEORGIA		23:40	4-7	.571	1-3	.333	1-1	1.000	0	1	1	3.9	3	4	2	1	1	10	6.1	
12.29.24	ALABAMA A&M		18:30	1-1	1.000	0-0	.000	0-0	.000	1	1	2	3.8	1	3	2	0	0	2	5.8	
1.2.25	GEORGIA		05:33	0-2	.000	0-2	.000	0-0	.000	1	0	1	3.6	0	0	1	0	0	0	5.4	
1.5.25	KENTUCKY		12:60	0-1	.000	0-1	.000	0-0	.000	0	2	2	3.5	1	0	1	0	0	0	5.0	
1.9.25	AT OLE MISS		17:37	1-2	.500	0-0	.000	0-1	.000	1	2	3	3.4	3	0	3	0	0	2	4.8	
1.13.25	AT LSU		11:12	0-0	.000	0-0	.000	2-2	1.000	1	1	2	3.4	4	1	1	0	0	2	4.6	
1.19.25	TENNESSEE		19:36	1-3	.333	0-1	.000	0-0	.000	2	3	5	3.4	1	2	0	1	0	2	4.5	
1.23.25	ARKANSAS																				
1.26.25	AT ALABAMA																				
1.30.25	AT FLORIDA																				
2.2.25	OLE MISS																				
2.6.25	AT TEXAS																				
2.13.25	MISSISSIPPI STATE																				
2.16.25	AT AUBURN																				
2.20.25	AT OKLAHOMA																				
2.23.25	SOUTH CAROLINA																				
2.27.25	TEXAS A&M																				
3.2.25	AT MISSOURI																				
TOTAL		0	324:10	30-69	.435	5-21	.238	16-22	.727	29	33	62	3.4	32	33	21	9	26	81	4.5	

CAREER STATS

YEAR	GP	GS	MIN	AVG	FG	FGA	PCT	3FG	3FGA	3PCT	FT	FTA	PCT	OFF	DEF	TOT	AVG	PF	FO	AST	TO	BLK	STL	PTS	AVG
2020-21*																									
2021-22*	29	29	746	25.7	104	242	.430	13	56	.232	57	85	.671	45	120	165	5.7	85	2	46	74	33	59	278	9.6
2022-22*	31	31	930	30.0	126	288	.438	10	54	.185	86	129	.667	53	155	208	6.7	98	7	90	111	31	97	348	11.2
2023-24*	35	34	921	26.3	156	269	.580	25	61	.410	66	103	.641	43	194	237	6.8	105	6	74	89	45	72	403	11.5
2024-25	18	0	324	18.0	30	69	.435	5	21	.238	16	22	.727	29	33	62	3.4	32	0	33	21	9	26	81	4.5
VANDY	18	0	324	18.0	30	69	.435	5	21	.238	16	22	.727	29	33	62	3.4	32	0	33	21	9	26	81	4.5
CAREER	113	94	2922	25.9	416	868	.479	53	192	.276	225	339	.664	170	502	672	5.9	320	15	243	295	118	254	1110	9.8

* at Penn State





10 JANE NWABA

@jane11nwaba
@jane11nwaba
@janenwaba

G // 5-10 // Gr. // Carson, Calif. (Pepperdine)

SEASON HIGHS

Points // 12, Appalachian State (12/1/24)
FG Made // 4 (2x), Last: Appalachian State (12/1/24)
FG Attempts // 10, Austin Peay (11/8/24)
3-Pt Made // 3, Butler (11/17/24)
3-Pt Attempt // 4, Georgia (01/02/25)
FT Made // 3 (2x), Last: Kentucky (01/05/25)
FT Attempt // 4, Kentucky (01/05/25)
Rebounds // 6 (2x), Last: Tennessee (01/19/25)
Assists // 3, Lipscomb (11/4/24)
Steals // 3, at LSU (01/13/25)
Blocks // 3, Hampton (11/20/24)
Minutes // 27, Georgia (01/02/25)

CAREER HIGHS

Points // 22, San Francisco (02/01/24)
FG Made // 8, San Francisco (02/01/24)
FG Attempts // 18, Pacific (02/22/24)
3-Pt Made // 3 (2x), Last: Butler (11/17/24)
3-Pt Attempt // 7, at Saint Mary's (01/07/23)
FT Made // 8, Gonzaga (12/29/22)
FT Attempt // 12, Cal State LA (12/29/23)
Rebounds // 12 (3x), Last: at LMU (01/27/24)
Assists // 8, at San Francisco (02/01/24)
Steals // 4, Cal State LA (12/29/23)
Blocks // 3, Hampton (11/20/24)
Minutes // 40 (2x), Last: Gonzaga (02/24/24)

- Made 17 starts for the Commodores this season
- Scored a season-high 12 pts vs. Appalachian State (Dec. 1)
- Played four seasons at Pepperdine
- Collected 11 career double-doubles, with nine coming during '23-24
- Averaged 10.0 pts, 6.9 reb, 2.6 ast her the last 2 seasons at Pepperdine
- Appeared in 123 games with 80 starts in her collegiate career

	SUPERLATIVES	24-25 CAREER	SUPERLATIVES	24-25 CAREER
10+ POINTS	--	38	3+ STEALS	1 9
15+ POINTS	--	9	2+ BLOCKS	2 10
20+ POINTS	--	1	DOUBLE-DOUBLES	-- 11
30+ POINTS	--	--	LED VANDY IN PTS	-- --
MADE 3+ 3-PT FG	1	2	LED VANDY IN REB	-- --
10+ REBS	--	14	LED VANDY IN AST	-- --
3+ ASSISTS	2	32	LED VANDY IN STL	2 2
			LED VANDY IN BLK	3 3

GAME-BY-GAME

DATE	OPPONENT	GS	MIN	FGM/A	FG%	3FG/A	3P%	FTM/A	FG%	OFF	DEF	TOT	AVG	PF	AST	T/O	BLK	STL	PTS	AVG	
11.4.24	LIPSCOMB	*	22:39	3-4	.750	0-0	.000	0-0	.000	1	5	6	6.0	2	3	1	0	1	6	6.0	
11.8.24	AUSTIN PEAY	*	20:30	4-10	.400	0-2	.000	1-1	1.000	3	0	3	4.5	1	2	0	2	2	9	7.5	
11.14.24	AT SOUTH FLORIDA	*	22:54	2-7	.286	0-2	.000	0-0	.000	0	3	3	4.0	1	1	1	0	1	4	6.3	
11.17.24	BUTLER	*	25:51	3-4	.750	3-3	1.000	0-0	.000	2	2	4	4.0	2	1	2	1	1	9	7.0	
11.20.24	HAMPTON	*	15:51	3-5	.600	0-2	.000	2-2	1.000	0	1	1	3.4	0	1	2	3	1	8	7.2	
11.22.24	SAMFORD	*	13:59	3-5	.600	0-0	.000	2-3	.667	2	1	3	3.3	1	0	0	0	1	8	7.3	
11.26.24	VS. ARIZONA		03:30	0-0	.000	0-0	.000	1-2	.500	0	0	0	2.9	1	0	1	0	0	1	6.4	
11.27.24	VS. MICHIGAN ST.		02:41	0-0	.000	0-0	.000	0-0	.000	0	0	0	2.5	0	0	1	0	0	0	5.6	
12.4.24	APPALACHIAN ST.	*	22:12	4-5	.800	2-2	1.000	2-2	1.000	2	3	5	2.8	1	1	0	1	2	12	6.3	
12.1.24	AT MIAMI	*	09:01	1-3	.333	0-2	.000	0-0	.000	1	0	1	2.6	2	1	0	0	0	2	5.9	
12.14.24	EVANSVILLE	*	15:30	1-5	.200	0-3	.000	0-0	.000	1	0	1	2.5	0	2	0	0	1	2	5.5	
12.19.24	AT DAYTON	*	11:38	1-2	.500	0-1	.000	1-1	1.000	1	1	2	2.4	0	0	0	0	0	3	5.3	
12.21.24	WEST GEORGIA	*	15:03	2-2	1.000	1-1	1.000	0-0	.000	1	1	2	2.4	1	1	1	0	1	5	5.3	
12.29.24	ALABAMA A&M	*	18:31	3-4	.750	0-1	.000	3-3	1.000	1	2	3	2.4	2	2	1	0	0	9	5.6	
1.2.25	GEORGIA	*	26:49	3-8	.375	2-4	.500	2-2	1.000	1	3	4	2.5	2	4	2	0	0	10	5.9	
1.5.25	KENTUCKY	*	16:29	1-5	.200	1-3	.333	3-4	.750	3	1	4	2.6	3	0	0	0	0	6	5.9	
1.9.25	AT OLE MISS	*	10:43	1-1	1.000	0-0	.000	0-0	.000	0	0	0	2.5	0	0	1	0	1	2	5.6	
1.13.25	AT LSU	*	17:47	1-3	.333	0-0	.000	2-2	1.000	0	1	1	2.4	3	2	1	0	3	4	5.6	
1.19.25	TENNESSEE	*	14:11	1-5	.200	0-1	.000	0-0	.000	2	4	6	2.6	2	1	1	0	1	2	5.4	
1.23.25	ARKANSAS																				
1.26.25	AT ALABAMA																				
1.30.25	AT FLORIDA																				
2.2.25	OLE MISS																				
2.6.25	AT TEXAS																				
2.13.25	MISSISSIPPI STATE																				
2.16.25	AT AUBURN																				
2.20.25	AT OKLAHOMA																				
2.23.25	SOUTH CAROLINA																				
2.27.25	TEXAS A&M																				
3.2.25	AT MISSOURI																				
TOTAL			17	305:47	37-78	.474	9-27	.333	19-22	.864	21	28	49	2.6	24	22	15	7	16	102	5.4

CAREER STATS

YEAR	GP	GS	MIN	AVG	FG	FGA	PCT	3FG	3FGA	3PCT	FT	FTA	PCT	OFF	DEF	TOT	AVG	PF	FO	AST	TO	BLK	STL	PTS	AVG
2020-21*	23	1	335	14.6	35	76	.461	0	3	.000	10	25	.400	35	42	77	3.3	27	0	12	24	5	19	80	3.5
2021-22*	23	4	364	15.8	45	100	.450	5	24	.208	17	23	.739	26	51	77	3.3	51	4	21	27	10	16	112	4.9
2022-22*	29	29	920	31.7	95	244	.389	18	69	.261	61	94	.649	79	98	177	6.1	76	2	70	65	10	28	269	9.3
2023-24*	30	30	930	31.0	131	314	.417	12	54	.222	47	84	.560	79	149	228	7.6	74	1	84	122	19	39	321	10.7
2024-25	19	17	306	16.1	37	78	.474	9	27	.333	19	22	.864	21	28	49	2.6	24	0	22	15	7	16	102	5.4
VANDY	19	17	306	16.1	37	78	.474	9	27	.333	19	22	.864	21	28	49	2.6	24	0	22	15	7	16	102	5.4
CAREER	124	81	2855	23.0	343	812	.422	44	177	.249	154	248	.621	240	368	608	4.9	252	7	209	253	51	118	884	7.1

* at Pepperdine



11 JORDYN OLIVER

@jordynoliver11
@jordynoliver11
@jordynoliver11



G // 5-10 // Gr. // Prosper, Texas (Baylor • Duke)

SEASON HIGHS

Points // 10, vs. Michigan St. (11/27/24)
 FG Made // 5, vs. Michigan St. (11/27/24)
 FG Attempts // 10, Samford (11/22/24)
 3-Pt Made // --
 3-Pt Attempt // --
 FT Made // 2 (2x), Last: App State (12/1/24)
 FT Attempt // 2 (3x), Last: App State (12/1/24)
 Rebounds // 10, Georgia (01/02/24)
 Assists // 11, Georgia (01/02/24)
 Steals // 4, West Georgia (12/21/24)
 Blocks // 3 (2x), Last: West Georgia (12/21/24)
 Minutes // 38, (2x), Last: Georgia (01/02/24)

CAREER HIGHS

Points // 15 (2x), Last: Western Kentucky (11/15/23)
 FG Made // 7, Western Kentucky (11/15/23)
 FG Attempts // 11, vs. Jackson State (03/21/21)
 3-Pt Made // 1 (3x), Last: Northern Iowa (11/25/23)
 3-Pt Attempt // 2 (2x), Last: at Kansas (01/15/20)
 FT Made // 4, Grambling State (11/08/19)
 FT Attempt // 6, Grambling State (11/08/19)
 Rebounds // 11 (2x), Last: Northern Iowa (11/25/23)
 Assists // 11, Georgia (01/02/24)
 Steals // 4 (3x), Last: West Georgia (12/21/24)
 Blocks // 3 (3x), Last: West Georgia (12/21/24)
 Minutes // 38, (2x), Last: Georgia (01/02/24)

- Ranks 15th in the nation in assist-to-turnover ratio at 2.81
- Collected a double-double w/ 11 ast & 10 reb vs. Georgia (Jan. 2)
- First Dore to post a double-double via ast & reb since 1999-00
- One of two players to start every game this season - M. Blakes
- Started in 42 of the 51 games she has played in at Vanderbilt
- Spent two seasons at Baylor ('19-21) then two years at Duke ('21-23)
- ESPN 5-Star Recruit & McDonald's All-American ('19)

	24-25 CAREER			24-25 CAREER	
10+ POINTS	1	11	3+ STEALS	4	10
15+ POINTS	--	2	2+ BLOCKS	2	5
20+ POINTS	--	--	DOUBLE-DOUBLES	--	3
30+ POINTS	--	--	LED VANDY IN PTS	--	1
MADE 3+ 3-PT FG	--	--	LED VANDY IN REB	3	7
10+ REBS	1	4	LED VANDY IN AST	8	18
3+ ASSISTS	12	53	LED VANDY IN STL	2	7
			LED VANDY IN BLK	4	9

GAME-BY-GAME

DATE	OPPONENT	GS	MIN	FGM/A	FG%	3FG/A	3P%	FTM/A	FG%	OFF	DEF	TOT	AVG	PF	AST	T/O	BLK	STL	PTS	AVG	
11.4.24	LIPSCOMB	*	19:02	1-2	.500	0-0	.000	0-0	.000	3	1	4	4.0	1	2	2	0	0	2	2.0	
11.8.24	AUSTIN PEAY	*	23:00	1-4	.250	0-0	.000	2-2	1.000	2	5	7	5.5	1	2	1	0	0	4	3.0	
11.14.24	AT SOUTH FLORIDA	*	29:24	2-7	.286	0-0	.000	0-0	.000	4	3	7	6.0	1	3	1	0	2	4	3.3	
11.17.24	BUTLER	*	32:48	1-3	.333	0-0	.000	0-0	.000	1	2	3	5.3	2	6	1	0	2	2	3.0	
11.20.24	HAMPTON	*	18:18	2-4	.500	0-0	.000	0-0	.000	2	1	3	4.8	0	3	1	0	0	4	3.2	
11.22.24	SAMFORD	*	24:30	3-10	.300	0-0	.000	1-2	.500	3	4	7	5.2	1	3	0	0	1	7	3.8	
11.26.24	VS. ARIZONA	*	36:55	1-4	.250	0-0	.000	0-0	.000	4	4	8	5.6	1	0	3	0	2	2	3.6	
11.27.24	VS. MICHIGAN ST.	*	37:19	5-7	.714	0-0	.000	0-0	.000	2	4	6	5.6	2	4	3	1	3	10	4.4	
12.1.24	APPALACHIAN ST.	*	19:48	3-4	.750	0-0	.000	2-2	1.000	2	1	3	5.3	0	4	0	0	0	8	4.8	
12.4.24	AT MIAMI	*	37:06	1-3	.333	0-0	.000	0-0	.000	3	6	9	5.7	0	4	2	0	0	2	4.5	
12.14.24	EVANSVILLE	*	24:38	3-4	.750	0-0	.000	0-0	.000	2	2	4	5.5	2	1	2	0	3	6	4.6	
12.19.24	AT DAYTON	*	38:20	2-4	.500	0-0	.000	2-2	1.000	3	2	5	5.5	2	7	1	3	1	6	4.8	
12.21.24	WEST GEORGIA	*	17:45	0-0	.000	0-0	.000	0-0	.000	1	1	2	5.2	0	2	2	3	4	0	4.4	
12.29.24	ALABAMA A&M	*	31:09	2-5	.400	0-0	.000	0-0	.000	1	6	7	5.4	2	8	1	0	3	4	4.4	
1.2.25	GEORGIA	*	38:13	2-2	1.000	0-0	.000	0-0	.000	3	7	10	5.7	2	11	1	1	1	4	4.3	
1.5.25	KENTUCKY	*	33:16	2-3	.667	0-0	.000	1-1	1.000	3	6	9	5.9	2	3	0	0	1	5	4.4	
1.9.25	AT OLE MISS	*	32:40	0-2	.000	0-0	.000	0-0	.000	1	2	3	5.7	0	6	2	0	1	0	4.1	
1.13.25	AT LSU	*	33:55	3-3	1.000	0-0	.000	0-0	.000	1	2	3	5.6	1	2	1	0	0	6	4.2	
1.19.25	TENNESSEE	*	34:01	1-4	.250	0-1	.000	0-0	.000	0	4	4	5.5	1	2	2	1	1	2	4.1	
1.23.25	ARKANSAS	*	34:01	1-4	.250	0-1	.000	0-0	.000	0	4	4	5.5	1	2	2	1	1	2	4.1	
1.26.25	AT ALABAMA																				
1.30.25	AT FLORIDA																				
2.2.25	OLE MISS																				
2.6.25	AT TEXAS																				
2.13.25	MISSISSIPPI STATE																				
2.16.25	AT AUBURN																				
2.20.25	AT OKLAHOMA																				
2.23.25	SOUTH CAROLINA																				
2.27.25	TEXAS A&M																				
3.2.25	AT MISSOURI																				
TOTAL			19	562:06	35-75	.467	0-1	.000	8-9	.889	41	63	104	5.5	21	73	26	9	25	78	4.1

CAREER STATS

YEAR	GP	GS	MIN	AVG	FG	FGA	PCT	3FG	3FGA	3PCT	FT	FTA	PCT	OFF	DEF	TOT	AVG	PF	FO	AST	TO	BLK	STL	PTS	AVG
2019-20*	23	0	220	9.6	25	62	.403	2	9	.222	13	31	.419	5	33	38	1.7	19	0	54	26	9	9	65	2.8
2020-21*	25	3	279	11.2	42	80	.525	0	0	.000	16	27	.593	25	37	62	2.5	19	0	50	19	8	19	100	4.0
2021-22^																									
2022-23^	33	7	571	17.3	56	121	.463	0	2	.000	12	32	.375	27	89	116	3.5	28	0	63	38	9	31	124	3.8
2023-24	32	23	852	26.6	76	131	.580	1	2	.500	16	26	.615	58	100	158	4.9	42	0	92	47	9	33	169	5.3
2024-25	19	19	562	29.6	35	75	.467	0	1	.000	8	9	.889	41	63	104	5.5	21	0	73	26	9	25	78	4.1
VANDY	51	42	1414	27.7	111	206	.539	1	3	.333	24	35	.686	99	163	262	5.1	63	0	165	73	18	58	247	4.8
CAREER	132	52	2485	18.8	234	469	.499	3	14	.214	65	125	.520	156	322	478	3.6	129	0	332	156	44	117	536	4.1

*at Baylor ^at Duke



12 KHAMIL PIERRE

@khamil.Pierre
@KhamilPierre

F // 6-2 // So. // Phoenix, Ariz. (Perry HS)

SEASON HIGHS

Points // 42, Evansville (12/14/24)
 FG Made // 19, Evansville (12/14/24)
 FG Attempts // 28, Evansville (12/14/24)
 3-Pt Made // --
 3-Pt Attempt // 2, Georgia (01/02/25)
 FT Made // 12, Tennessee (01/19/25)
 FT Attempt // 14, Tennessee (01/19/25)
 Rebounds // 18, Evansville (12/14/24)
 Assists // 5 (2x), Last: Kentucky (01/05/25)
 Steals // 8, Evansville (12/14/24)
 Blocks // 1 (5x), Last: at Ole Miss (01/09/25)
 Minutes // 37 Kentucky (01/05/25)

CAREER HIGHS

Points // 42, Evansville (12/14/24)
 FG Made // 19, Evansville (12/14/24)
 FG Attempts // 28, Evansville (12/14/24)
 3-Pt Made // 1 (2x), Last: at Texas A&M (02/15/24)
 3-Pt Attempt // 2, Georgia (01/02/25)
 FT Made // 12, Tennessee (01/19/25)
 FT Attempt // 14, Tennessee (01/19/25)
 Rebounds // 18, Evansville (12/14/24)
 Assists // 5 (2x), Last: Kentucky (01/05/25)
 Steals // 8, Evansville (12/14/24)
 Blocks // 2 (4x), Last: vs. Florida (03/07/24)
 Minutes // 37 Kentucky (01/05/25)

- Wooden Award Midseason Top 25 Watch List
- Third in NCAA Division I in field goals made (169)
- Comes into Thursday on a 21-game double-digit scoring streak
- Collected 11 double-doubles which is the third-most in NCAA D1
- Scored a school-record 42 pts vs. Evansville (Dec. 14)
- USBWA National Players of the Week Team (Dec. 17)
- Two-time SEC Player of the Week (Nov. 26 & Dec. 17)

SUPERLATIVES		24-25 CAREER		SUPERLATIVES		24-25 CAREER	
10+ POINTS	18	32	3+ STEALS	11	14		
15+ POINTS	15	21	2+ BLOCKS	--	4		
20+ POINTS	11	12	DOUBLE-DOUBLES	11	15		
30+ POINTS	1	1	LED VANDY IN PTS	9	13		
40+ POINTS	1	1	LED VANDY IN REB	16	24		
10+ REBS	11	15	LED VANDY IN AST	3	3		
3+ ASSISTS	7	9	LED VANDY IN STL	9	12		
			LED VANDY IN BLK	2	9		

GAME-BY-GAME

DATE	OPPONENT	GS	MIN	FGM/A	FG%	3FG/A	3P%	FTM/A	FG%	OFF	DEF	TOT	AVG	PF	AST	T/O	BLK	STL	PTS	AVG	
11.4.24	LIPSCOMB	*	23:39	12-17	.706	0-0	.000	1-1	1.000	6	8	14	14.0	4	1	2	0	5	25	25.0	
11.8.24	AUSTIN PEAY	*	18:11	5-9	.556	0-0	.000	3-5	.600	3	7	10	12.0	0	0	2	0	0	13	19.0	
11.14.24	AT SOUTH FLORIDA	*	27:40	8-16	.500	0-1	.000	1-2	.500	2	8	10	11.3	2	0	1	0	1	17	18.3	
11.17.24	BUTLER	*	23:18	9-15	.600	0-1	.000	6-8	.750	2	6	8	10.5	2	3	1	0	4	24	19.8	
11.20.24	HAMPTON	*	27:20	7-14	.500	0-0	.000	1-1	1.000	6	6	12	10.8	2	0	1	0	3	15	18.8	
11.22.24	SAMFORD	*	23:46	10-16	.625	0-0	.000	1-3	.333	4	8	12	11.0	2	1	2	0	4	21	19.2	
11.26.24	VS. ARIZONA	*	36:12	10-18	.556	0-0	.000	5-9	.556	3	12	15	11.6	3	3	5	0	7	25	20.0	
11.27.24	VS. MICHIGAN ST.	*	29:15	8-14	.571	0-0	.000	3-5	.600	4	2	6	10.9	5	4	1	0	4	19	19.9	
12.1.24	APPALACHIAN ST.																				
12.4.24	AT MIAMI	*	35:45	11-17	.647	0-0	.000	6-8	.750	8	5	13	11.1	3	0	3	0	4	28	20.8	
12.14.24	EVANSVILLE	*	32:32	19-28	.679	0-0	.000	4-6	.667	9	9	18	11.8	4	1	1	1	8	42	22.9	
12.19.24	AT DAYTON	*	29:31	7-19	.368	0-0	.000	0-0	.000	5	5	10	11.6	2	5	0	0	4	14	22.1	
12.21.24	WEST GEORGIA	*	22:43	10-15	.667	0-0	.000	3-4	.750	4	6	10	11.5	4	3	1	1	3	23	22.2	
12.29.24	ALABAMA A&M	*	29:22	13-19	.684	0-0	.000	3-5	.600	5	2	7	11.2	2	4	1	1	4	29	22.7	
1.2.25	GEORGIA	*	29:55	11-20	.550	0-2	.000	6-7	.857	1	7	8	10.9	4	2	0	1	1	28	23.1	
1.5.25	KENTUCKY	*	37:21	8-22	.364	0-1	.000	3-4	.750	5	6	11	10.9	4	5	0	0	0	19	22.8	
1.9.25	AT OLE MISS	*	25:36	5-12	.417	0-0	.000	1-3	.333	1	2	3	10.4	4	1	0	1	2	11	22.1	
1.13.25	AT LSU	*	39:39	12-24	.500	0-0	.000	4-6	.667	1	7	8	10.3	1	2	1	0	1	28	22.4	
1.19.25	TENNESSEE	*	34:40	4-10	.400	1-1	1.000	12-14	.857	0	8	8	10.2	2	2	2	0	0	21	22.3	
1.23.25	ARKANSAS																				
1.26.25	AT ALABAMA																				
1.30.25	AT FLORIDA																				
2.2.25	OLE MISS																				
2.6.25	AT TEXAS																				
2.13.25	MISSISSIPPI STATE																				
2.16.25	AT AUBURN																				
2.20.25	AT OKLAHOMA																				
2.23.25	SOUTH CAROLINA																				
2.27.25	TEXAS A&M																				
3.2.25	AT MISSOURI																				
TOTAL			18	526:24	169-305	.554	1-6	.167	63-91	.692	69	114	183	10.2	50	37	24	5	55	402	22.3

CAREER STATS

YEAR	GP	GS	MIN	AVG	FG	FGA	PCT	3FG	3FGA	3PCT	FT	FTA	PCT	OFF	DEF	TOT	AVG	PF	FO	AST	TO	BLK	STL	PTS	AVG
2023-24	33	11	634	19.2	112	267	.419	2	9	.222	68	102	.667	63	112	175	5.3	86	2	22	55	15	33	294	8.9
2024-25	18	18	526	29.2	169	305	.554	1	6	.167	63	91	.692	69	114	183	10.2	50	1	37	24	5	55	402	22.3
CAREER	51	29	1160	22.8	281	572	.491	3	15	.200	131	193	.679	132	226	358	7.0	136	3	59	79	20	88	696	13.6



13 JUSTINE PISSOTT

@justinepissott
 @j.usssssyyy
 @justinepissott

G/F // 6-4 // Jr. // Toms River, N.J. (Tennessee)

SEASON HIGHS

Points // 6, Samford (11/22/24)
FG Made // 2, Samford (11/22/24)
FG Attempts // 5, Hampton (11/20/24)
3-Pt Made // 2, Samford (11/22/24)
3-Pt Attempt // 3, Hampton (11/20/24)
FT Made // 2, Butler (11/17/24)
FT Attempt // 2 (2x), Last: West Georgia (12/21/24)
Rebounds // 7, Appalachian State (12/1/24)
Assists // 1 (3x), Last: West Georgia (12/21/24)
Steals // 1 (3x), Last: West Georgia (12/21/24)
Blocks // --
Minutes // 14, Butler (11/17/24)

CAREER HIGHS

Points // 17, Dayton (12/20/23)
FG Made // 6, Dayton (12/20/23)
FG Attempts // 13, Radford (12/31/23)
3-Pt Made // 5, Dayton (12/20/23)
3-Pt Attempt // 8, Georgia (03/03/24)
FT Made // 3, vs. Alabama State (11/20/23)
FT Attempt // 3, vs. Alabama State (11/20/23)
Rebounds // 7, Appalachian State (12/1/24)
Assists // 4 (2x), Last: at UT Martin (11/09/23)
Steals // 2 (2x), Last: at Missouri (02/29/24)
Blocks // 3, at UT Martin (11/09/23)
Minutes // 33 (2x), Last: Georgia (03/03/24)

- Played in 11 games this season
- Pulled down a career-high 7 reb. vs. App State (Dec. 1)
- Scored a season-high six points vs. Samford (Dec. 22)
- Appeared in 43 games and made 28 starts at Vanderbilt
- Averages 1.3 3-pt FGM per game in her Vandy career
- Transferred to Vanderbilt after one season at Tennessee
- ESPN 5-Star Recruit & McDonald's All-American ('22)

SUPERLATIVES	24-25 CAREER	SUPERLATIVES	24-25 CAREER
10+ POINTS	-- 8	3+ STEALS	-- --
15+ POINTS	-- 2	2+ BLOCKS	-- 2
20+ POINTS	-- --	DOUBLE-DOUBLES	-- --
30+ POINTS	-- --	LED VANDY IN PTS	-- --
MADE 3+ 3-PT FG	-- 10	LED VANDY IN REB	1 1
10+ REBS	-- --	LED VANDY IN AST	-- --
3+ ASSISTS	-- 3	LED VANDY IN STL	-- --
		LED VANDY IN BLK	-- 9

GAME-BY-GAME

DATE	OPPONENT	GS	MIN	FGM/A	FG%	3FG/A	3P%	FTM/A	FG%	OFF	DEF	TOT	AVG	PF	AST	T/O	BLK	STL	PTS	AVG	
11.4.24	LIPSCOMB																				
11.8.24	AUSTIN PEAY																				
11.14.24	AT SOUTH FLORIDA																				
11.17.24	BUTLER		14:22	1-4	.250	0-2	.000	2-2	1.000	2	4	6	6.0	2	0	1	0	0	4	4.0	
11.20.24	HAMPTON		09:51	1-5	.200	1-3	.333	0-0	.000	1	1	2	4.0	2	0	0	0	1	3	3.5	
11.22.24	SAMFORD		05:59	2-2	1.000	2-2	1.000	0-0	.000	0	0	0	2.7	0	0	0	0	0	6	4.3	
11.26.24	VS. ARIZONA		04:06	1-2	.500	0-1	.000	0-0	.000	0	0	0	2.0	0	0	0	0	0	2	3.8	
11.27.24	VS. MICHIGAN ST.		04:53	0-1	.000	0-1	.000	0-0	.000	0	1	1	1.8	0	1	0	0	1	0	3.0	
12.1.24	APPALACHIAN ST.		16:19	1-7	.143	1-6	.167	0-0	.000	2	5	7	2.7	0	1	0	0	0	3	3.0	
12.4.24	AT MIAMI																				
12.14.24	EVANSVILLE		07:29	1-3	.333	0-1	.000	0-0	.000	1	0	1	2.4	0	0	0	0	0	2	2.9	
12.19.24	AT DAYTON																				
12.21.24	WEST GEORGIA		11:13	1-2	.500	1-1	1.000	0-2	.000	1	4	5	2.8	1	1	1	0	1	3	2.9	
12.29.24	ALABAMA A&M		04:01	1-1	1.000	0-0	.000	0-0	.000	0	0	0	2.4	0	0	0	0	0	2	2.8	
1.2.25	GEORGIA																				
1.5.25	KENTUCKY																				
1.9.25	AT OLE MISS		04:09	0-1	.000	0-1	.000	0-0	.000	0	0	0	2.2	0	0	1	0	0	0	2.5	
1.13.25	AT LSU																				
1.19.25	TENNESSEE		03:24	0-0	.000	0-0	.000	0-0	.000	0	0	0	2.0	0	0	0	0	0	0	2.3	
1.23.25	ARKANSAS																				
1.26.25	AT ALABAMA																				
1.30.25	AT FLORIDA																				
2.2.25	OLE MISS																				
2.6.25	AT TEXAS																				
2.13.25	MISSISSIPPI STATE																				
2.16.25	AT AUBURN																				
2.20.25	AT OKLAHOMA																				
2.23.25	SOUTH CAROLINA																				
2.27.25	TEXAS A&M																				
3.2.25	AT MISSOURI																				
TOTAL		0	85:46	9-28	.321	5-18	.278	2-4	.500	7	15	22	2.0	5	3	3	0	3	25	2.3	

CAREER STATS

YEAR	GP	GS	MIN	AVG	FG	FGA	PCT	3FG	3FGA	3PCT	FT	FTA	PCT	OFF	DEF	TOT	AVG	PF	FO	AST	TO	BLK	STL	PTS	AVG
2022-23*	27	0	189	7.0	20	60	.333	12	46	.261	2	2	1.000	6	20	26	1.0	20	0	10	12	4	1	54	2.0
2023-24	33	28	698	21.2	80	225	.356	52	141	.369	12	16	.750	14	57	71	2.2	54	1	25	40	17	10	224	6.8
2024-25	11	0	86	7.8	9	28	.321	5	18	.278	2	4	.500	7	15	22	2.0	5	0	3	3	0	3	25	2.3
VANDY	44	28	784	17.8	89	253	.352	57	159	.358	14	20	.700	21	72	93	2.1	59	1	28	43	17	13	249	5.7
CAREER	71	28	973	13.7	109	313	.348	69	205	.337	16	22	.727	27	92	119	1.7	79	1	38	55	21	14	303	4.3

*at Tennessee





14 AIYANA MITCHELL

@AiyanaMitchell17
@aiyanamitchell12
@aiyanajm22

F // 6-4 // So. // Colorado Springs, Colo. (Fountain-Fort Carson HS)

SEASON HIGHS

Points // 10 (2x), Last: Appalachian St. (12/1/24)
FG Made // 4 (2x), Last: Appalachian St. (12/1/24)
FG Attempts // 10, Appalachian St. (12/1/24)
3-Pt Made // --
3-Pt Attempt // --
FT Made // 5, vs. Arizona (11/26/24)
FT Attempt // 6, vs. Arizona (11/26/24)
Rebounds // 6 (2x), Last: Appalachian St. (12/1/24)
Assists // 2, West Georgia (12/21/24)
Steals // 3, Samford (11/22/24)
Blocks // 2 (2x), Last: West Georgia (12/21/24)
Minutes // 20, Appalachian St. (12/1/24)

CAREER HIGHS

Points // 10 (2x), Last: Appalachian St. (12/1/24)
FG Made // 4 (2x), Last: Appalachian St. (12/1/24)
FG Attempts // 10, Appalachian St. (12/1/24)
3-Pt Made // --
3-Pt Attempt // --
FT Made // 5, vs. Arizona (11/26/24)
FT Attempt // 6, vs. Arizona (11/26/24)
Rebounds // 6 (2x), Last: Appalachian St. (12/1/24)
Assists // 2, West Georgia (12/21/24)
Steals // 3, Samford (11/22/24)
Blocks // 2 (2x), Last: West Georgia (12/21/24)
Minutes // 20, Appalachian St. (12/1/24)

- Scored a career-high 10 points vs. Samford (Nov. 22) & App State (Dec. 1)
- Made her first career start vs. App State on Dec. 1 and matched her career-high in points scored with 10 pts
- Recorded a career-best 6 reb vs. Mich. State (Nov. 27) & App State (Dec. 1)
- Averaging a career-high 4.6 ppg and 3.2 rpg in 19 games in '24-25
- Scored in all but two games she has played in this season
- Appeared in 15 games as a true freshman

	SUPERLATIVES	24-25 CAREER	SUPERLATIVES	24-25 CAREER
10+ POINTS	2	2	3+ STEALS	--
15+ POINTS	--	--	2+ BLOCKS	2
20+ POINTS	--	--	DOUBLE-DOUBLES	--
30+ POINTS	--	--	LED VANDY IN PTS	--
MADE 3+ 3-PT FG	--	--	LED VANDY IN REB	1
10+ REBS	--	--	LED VANDY IN AST	--
3+ ASSISTS	--	--	LED VANDY IN STL	1
			LED VANDY IN BLK	4

GAME-BY-GAME

DATE	OPPONENT	GS	MIN	FGM/A	FG%	3FG/A	3P%	FTM/A	FG%	OFF	DEF	TOT	AVG	PF	AST	T/O	BLK	STL	PTS	AVG
11.4.24	LIPSCOMB		11:58	3-4	.750	0-0	.000	2-5	.400	1	1	2	2.0	0	0	0	1	0	8	8.0
11.8.24	AUSTIN PEAY		16:19	2-4	.500	0-0	.000	1-2	.500	2	2	4	3.0	2	0	0	0	0	5	6.5
11.14.24	AT SOUTH FLORIDA		12:20	1-3	.333	0-0	.000	0-0	.000	3	2	5	3.7	1	0	0	0	1	2	5.0
11.17.24	BUTLER		14:11	3-5	.600	0-0	.000	0-1	.000	4	1	5	4.0	0	1	3	0	0	6	5.3
11.20.24	HAMPTON		12:33	2-2	1.000	0-0	.000	0-0	.000	0	1	1	3.4	0	1	0	0	0	4	5.0
11.22.24	SAMFORD		14:45	4-8	.500	0-0	.000	2-4	.500	2	0	2	3.2	2	0	1	1	3	10	5.8
11.26.24	VS. ARIZONA		04:01	0-0	.000	0-0	.000	5-6	.833	2	0	2	3.0	3	0	1	0	0	5	5.7
11.27.24	VS. MICHIGAN ST.		10:45	3-3	1.000	0-0	.000	0-0	.000	2	4	6	3.4	4	0	2	1	1	6	5.8
12.1.24	APPALACHIAN ST. *		20:01	4-10	.400	0-0	.000	2-2	1.000	4	2	6	3.7	2	0	0	0	0	10	6.2
12.4.24	AT MIAMI		02:11	1-1	1.000	0-0	.000	0-0	.000	0	0	0	3.3	2	0	1	0	0	2	5.8
12.14.24	EVANSVILLE		12:17	2-3	.667	0-0	.000	0-0	.000	1	3	4	3.4	1	0	0	2	2	4	5.6
12.19.24	AT DAYTON		12:09	1-1	1.000	0-0	.000	0-0	.000	1	2	3	3.3	1	0	0	0	1	2	5.3
12.21.24	WEST GEORGIA		16:07	2-4	.500	0-0	.000	4-4	1.000	3	2	5	3.5	0	2	0	2	0	8	5.5
12.29.24	ALABAMA A&M		10:24	3-4	.750	0-0	.000	0-1	.000	0	4	4	3.5	1	0	2	0	0	6	5.6
1.2.25	GEORGIA		12:02	2-3	.667	0-0	.000	0-0	.000	0	4	4	3.5	4	0	0	1	2	4	5.5
1.5.25	KENTUCKY		09:03	1-1	1.000	0-0	.000	2-4	.500	1	0	1	3.4	0	0	0	0	0	4	5.4
1.9.25	AT OLE MISS		12:10	1-1	1.000	0-0	.000	0-0	.000	0	3	3	3.4	1	1	1	0	0	2	5.2
1.13.25	AT LSU		02:55	0-0	.000	0-0	.000	0-0	.000	1	0	1	3.2	2	0	0	0	0	0	4.9
1.19.25	TENNESSEE		05:48	0-1	.000	0-0	.000	0-0	.000	2	0	2	3.2	2	0	1	0	0	0	4.6
1.23.25	ARKANSAS																			
1.26.25	AT ALABAMA																			
1.30.25	AT FLORIDA																			
2.2.25	OLE MISS																			
2.6.25	AT TEXAS																			
2.13.25	MISSISSIPPI STATE																			
2.16.25	AT AUBURN																			
2.20.25	AT OKLAHOMA																			
2.23.25	SOUTH CAROLINA																			
2.27.25	TEXAS A&M																			
3.2.25	AT MISSOURI																			
TOTAL		1	212:01	35-58	.603	0-0	.000	18-29	.621	29	31	60	3.2	28	5	12	8	10	88	4.6

CAREER STATS

YEAR	GP	GS	MIN	AVG	FG	FGA	PCT	3FG	3FGA	3PCT	FT	FTA	PCT	OFF	DEF	TOT	AVG	PF	FO	AST	TO	BLK	STL	PTS	AVG
2023-24	15	0	58	3.9	6	11	.545	0	0	.000	2	4	.500	4	7	11	0.7	10	0	0	3	4	0	14	0.9
2024-25	19	1	212	11.2	35	58	.603	0	0	.000	18	29	.621	29	31	60	3.2	28	0	5	12	8	10	88	4.6
CAREER	34	1	270	8.0	41	69	.594	0	0	.000	20	33	.606	33	38	71	2.1	38	0	5	15	12	10	102	3.0



23 IYANA MOORE

@iyanamoore_
 @yanam23
 @imoore_23

G // 5-8 // Sr. // Milwaukee, Wis. (Blackman HS)

SEASON HIGHS

Points // 23, at LSU (01/13/25)
 FG Made // 7, Alabama A&M (12/29/24)
 FG Attempts // 20, vs. Michigan State (11/27/24)
 3-Pt Made // 5 (2x), Last: at LSU (01/13/25)
 3-Pt Attempt // 13, Kentucky (01/05/25)
 FT Made // 6, at LSU (01/13/25)
 FT Attempt // 8, at LSU (01/13/25)
 Rebounds // 6 (2x), Last: Samford (11/22/24)
 Assists // 7 (2x), Last: Alabama A&M (12/29/24)
 Steals // 3 (2x), Last: at LSU (01/13/25)
 Blocks // 2, Georgia (01/02/25)
 Minutes // 40, vs. Michigan State (11/27/24)

CAREER HIGHS

Points // 37, at Kentucky (01/11/14)
 FG Made // 14, at Kentucky (01/11/14)
 FG Attempts // 21, Alabama State (12/28/21)
 3-Pt Made // 9, Alabama State (12/28/21)
 3-Pt Attempt // 13, Kentucky (01/05/25)
 FT Made // 9, vs. Iowa State (11/24/23)
 FT Attempt // 10, vs. Iowa State (11/24/23)
 Rebounds // 9, at Missouri (02/29/24)
 Assists // 8, at Kentucky (02/17/22)
 Steals // 4 (4x), Last: Fairfield (11/12/23)
 Blocks // 2, Georgia (01/02/25)
 Minutes // 43, Alabama (02/06/22)

- Scored a season-high 23 pts at No. 5/4 LSU (Jan. 13)
- Third on the team in scoring at 13.6 ppg
- Her 1,158 pts ranks 27th in Vanderbilt history
- Became the 42nd Commodore to score 1,000 pts on Dec. 1 vs. App State
- Her career 181 made 3-point FG pts ranks 9th in Vanderbilt history
- Comes into Thursday on a 12-game double-digit scoring streak

SUPERLATIVES		24-25 CAREER		SUPERLATIVES		24-25 CAREER	
10+ POINTS	16	59	3+ STEALS	2	14		
15+ POINTS	9	36	2+ BLOCKS	1	1		
20+ POINTS	1	14	DOUBLE-DOUBLES	--	--		
30+ POINTS	--	2	LED VANDY IN PTS	1	30		
MADE 3+ 3-PT FG	10	29	LED VANDY IN REB	--	--		
10+ REBS	--	--	LED VANDY IN AST	3	15		
3+ ASSISTS	8	39	LED VANDY IN STL	2	11		
			LED VANDY IN BLK	3	7		

GAME-BY-GAME

DATE	OPPONENT	GS	MIN	FGM/A	FG%	3FG/A	3P%	FTM/A	FG%	OFF	DEF	TOT	AVG	PF	AST	T/O	BLK	STL	PTS	AVG	
11.4.24	LIPSCOMB	*	27:18	6-12	.500	2-4	.500	1-1	1.000	3	3	6	6.0	1	1	1	0	1	15	15.0	
11.8.24	AUSTIN PEAY	*	24:23	5-8	.625	1-3	.333	5-6	.833	1	2	3	4.5	3	3	2	0	0	16	15.5	
11.14.24	AT SOUTH FLORIDA		12:04	1-3	.333	0-2	.000	0-2	.000	0	0	0	3.0	2	0	0	0	0	2	11.0	
11.17.24	BUTLER																				
11.20.24	HAMPTON	*	22:16	5-10	.500	2-7	.286	0-0	.000	0	3	3	3.0	0	1	1	0	0	12	11.3	
11.22.24	SAMFORD	*	34:08	4-10	.400	3-7	.429	0-0	.000	1	5	6	3.6	3	2	1	0	1	11	11.2	
11.26.24	VS. ARIZONA	*	37:20	1-9	.111	1-2	.500	0-0	.000	0	0	0	3.0	3	4	7	0	3	3	9.8	
11.27.24	VS. MICHIGAN ST.	*	40:00	5-20	.250	2-7	.286	5-7	.714	0	4	4	3.1	4	3	8	0	0	17	10.9	
12.1.24	APPALACHIAN ST.	*	25:43	4-11	.364	3-9	.333	2-2	1.000	0	2	2	3.0	1	2	1	0	0	13	11.1	
12.4.24	AT MIAMI	*	35:21	4-11	.364	3-6	.500	2-2	1.000	1	2	3	3.0	2	7	5	1	2	13	11.3	
12.14.24	EVANSVILLE	*	20:25	3-10	.300	1-7	.143	3-4	.750	0	1	1	2.8	4	3	0	1	0	10	11.2	
12.19.24	AT DAYTON	*	38:36	5-16	.313	4-9	.444	0-0	.000	0	3	3	2.8	2	4	3	0	1	14	11.5	
12.21.24	WEST GEORGIA	*	21:29	5-16	.313	3-9	.333	3-4	.750	1	1	2	2.8	0	0	2	0	1	16	11.8	
12.29.24	ALABAMA A&M	*	33:44	7-17	.412	2-7	.286	0-0	.000	2	2	4	2.8	1	7	2	0	1	16	12.2	
1.2.25	GEORGIA	*	35:22	5-10	.500	3-6	.500	3-3	1.000	2	1	3	2.9	3	4	2	2	0	16	12.4	
1.5.25	KENTUCKY	*	36:27	5-16	.313	5-13	.385	2-2	1.000	1	1	2	2.8	4	2	2	0	1	17	12.7	
1.9.25	AT OLE MISS	*	37:52	5-13	.385	2-7	.286	2-2	1.000	0	4	4	2.9	0	2	3	0	2	14	12.8	
1.13.25	AT LSU	*	38:32	6-10	.600	5-8	.625	6-8	.750	1	1	2	2.8	3	0	2	0	3	23	13.4	
1.19.25	TENNESSEE	*	37:57	7-16	.438	3-8	.375	0-0	.000	2	4	6	3.0	1	2	2	1	0	17	13.6	
1.23.25	ARKANSAS																				
1.26.25	AT ALABAMA																				
1.30.25	AT FLORIDA																				
2.2.25	OLE MISS																				
2.6.25	AT TEXAS																				
2.13.25	MISSISSIPPI STATE																				
2.16.25	AT AUBURN																				
2.20.25	AT OKLAHOMA																				
2.23.25	SOUTH CAROLINA																				
2.27.25	TEXAS A&M																				
3.2.25	AT MISSOURI																				
TOTAL			17	558:57	83-218	.381	45-121	.372	34-43	.791	15	39	54	3.0	37	47	44	5	16	245	13.6

CAREER STATS

YEAR	GP	GS	MIN	AVG	FG	FGA	PCT	3FG	3FGA	3PCT	FT	FTA	PCT	OFF	DEF	TOT	AVG	PF	FO	AST	TO	BLK	STL	PTS	AVG	
2021-22	35	17	1136	32.5	148	396	.374	79	207	.382	69	86	.802	32	71	103	2.9	67	1	89	99	6	55	444	12.7	
2022-23																										
MISSED SEASON DUE TO INJURY																										
2023-24	33	33	1089	33.0	151	399	.378	57	171	.333	110	133	.827	32	83	115	3.5	81	0	91	83	3	45	469	14.2	
2024-25	18	17	559	31.1	83	218	.381	45	121	.372	34	43	.791	15	39	54	3.0	37	0	47	44	5	16	245	13.6	
TOTAL	86	67	2784	32.4	382	1013	.377	181	499	.363	213	262	.813	79	193	272	3.2	185	1	227	226	14	116	1158	13.5	



24 AGA MAKURAT

@a.makurat24

G // 6-3 // So. // Sierakowice, Poland (Sopocka Akademia Tenisowa)

SEASON HIGHS

Points // 10, App State (12/1/24)
 FG Made // 4, App State (12/1/24)
 FG Attempts // 8 (2x), Last: App State (12/1/24)
 3-Pt Made // 2 (3x), Last: Alabama A&M (12/29/24)
 3-Pt Attempt // 6, at South Florida (11/14/24)
 FT Made // 1, App State (12/1/24)
 FT Attempt // 1, App State (12/1/24)
 Rebounds // 5 (2x), Last: West Georgia (12/21/24)
 Assists // 3, App State (12/1/24)
 Steals // 1 (3x), Last: Alabama A&M (12/29/24)
 Blocks // 2 (2x), Last: Hampton (11/20/24)
 Minutes // 20, App State (12/1/24)

CAREER HIGHS

Points // 18 (2x), Last: at South Carolina (01/28/24)
 FG Made // 6, at South Carolina (01/28/24)
 FG Attempts // 9 (3x), Last: at South Carolina (01/28/24)
 3-Pt Made // 5, Western Kentucky (11/15/23)
 3-Pt Attempt // 7 (2x), Last: at South Carolina (01/28/24)
 FT Made // 3, Western Kentucky (11/15/23)
 FT Attempt // 4, Western Kentucky (11/15/23)
 Rebounds // 7, at South Carolina (01/28/24)
 Assists // 3 (3x), Last: App State (12/1/24)
 Steals // 2, Kennesaw State (11/06/23)
 Blocks // 3, Florida (01/07/24)
 Minutes // 24, at South Carolina (01/28/24)

- Scored a season-high 10 pts vs. App State (Dec. 1)
- Played in 10 games off the bench this season
- Appeared in 43 games and made three starts at Vanderbilt
- Shot 32.2% from behind the arc in '23-24
- Led the Commodores in scoring twice in '23-24

	24-25 CAREER		24-25 CAREER	
10+ POINTS	1	4	3+ STEALS	-- --
15+ POINTS	--	2	2+ BLOCKS	2 5
20+ POINTS	--	--	DOUBLE-DOUBLES	-- --
30+ POINTS	--	--	LED VANDY IN PTS	-- 2
MADE 3+ 3-PT FG	--	3	LED VANDY IN REB	-- 1
10+ REBS	--	--	LED VANDY IN AST	-- --
3+ ASSISTS	1	3	LED VANDY IN STL	-- --
			LED VANDY IN BLK	-- 7

GAME-BY-GAME

DATE	OPPONENT	GS	MIN	FGM/A	FG%	3FG/A	3P%	FTM/A	FG%	OFF	DEF	TOT	AVG	PF	AST	T/O	BLK	STL	PTS	AVG
11.4.24	LIPSCOMB		18:13	1-8	.125	1-5	.200	0-0	.000	1	3	4	4.0	1	0	1	0	0	3	3.0
11.8.24	AUSTIN PEAY		17:21	2-5	.400	2-5	.400	0-0	.000	0	4	4	4.0	1	2	1	2	0	6	4.5
11.14.24	AT SOUTH FLORIDA		14:16	1-7	.143	0-6	.000	0-0	.000	1	1	2	3.3	0	0	0	0	0	2	3.7
11.17.24	BUTLER		07:12	1-2	.500	1-1	1.000	0-0	.000	0	0	0	2.5	1	1	1	0	1	3	3.5
11.20.24	HAMPTON		16:30	2-5	.400	2-5	.400	0-0	.000	1	4	5	3.0	0	1	0	2	0	6	4.0
11.22.24	SAMFORD		04:02	0-2	.000	0-1	.000	0-0	.000	0	1	1	2.7	0	0	1	0	0	0	3.3
11.26.24	VS. ARIZONA																			
11.27.24	VS. MICHIGAN ST.																			
12.1.24	APPALACHIAN ST.		19:47	4-8	.500	1-4	.250	1-1	1.000	1	3	4	2.9	0	3	1	0	1	10	4.3
12.4.24	AT MIAMI																			
12.14.24	EVANSVILLE		07:45	0-3	.000	0-3	.000	0-0	.000	0	2	2	2.8	0	0	1	0	0	0	3.8
12.19.24	AT DAYTON																			
12.21.24	WEST GEORGIA		16:42	0-4	.000	0-4	.000	0-0	.000	3	2	5	3.0	0	2	1	1	0	0	3.3
12.29.24	ALABAMA A&M		07:14	3-4	.750	2-3	.667	0-0	.000	0	0	0	2.7	0	0	0	0	1	8	3.8
1.2.25	GEORGIA																			
1.5.25	KENTUCKY																			
1.9.25	AT OLE MISS																			
1.13.25	AT LSU																			
1.19.25	TENNESSEE																			
1.23.25	ARKANSAS																			
1.26.25	AT ALABAMA																			
1.30.25	AT FLORIDA																			
2.2.25	OLE MISS																			
2.6.25	AT TEXAS																			
2.13.25	MISSISSIPPI STATE																			
2.16.25	AT AUBURN																			
2.20.25	AT OKLAHOMA																			
2.23.25	SOUTH CAROLINA																			
2.27.25	TEXAS A&M																			
3.2.25	AT MISSOURI																			
TOTAL		0	129:03	14-48	.292	9-37	.243	1-1	1.000	7	20	27	2.7	3	9	7	5	3	38	3.8

CAREER STATS

YEAR	GP	GS	MIN	AVG	FG	FGA	PCT	3FG	3FGA	3PCT	FT	FTA	PCT	OFF	DEF	TOT	AVG	PF	FO	AST	TO	BLK	STL	PTS	AVG
2023-24	33	3	469	14.2	44	129	.341	29	90	.322	11	14	.786	12	37	49	1.5	29	0	19	32	13	10	128	3.9
2024-25	10	0	129	12.9	14	48	.292	9	37	.243	1	1	1.000	7	20	27	2.7	3	0	9	7	5	3	38	3.8
CAREER	43	3	598	13.9	58	177	.328	38	127	.299	12	15	.800	19	57	76	1.8	32	0	28	39	18	13	166	3.9



30 TRINITY WILSON

@trinityy.wilsonn
 @trinitywilson_bts
 @TrinityWilson30

F // 6-3 // Fr. // Lakeville, Minn. (Lakeville North HS)**SEASON HIGHS**

Points // 6, West Georgia (12/21/24)
 FG Made // 3, West Georgia (12/21/24)
 FG Attempts // 5, West Georgia (12/21/24)
 3-Pt Made // --
 3-Pt Attempt // --
 FT Made // 1, App State (12/1/24)
 FT Attempt // 2, Austin Peay (11/8/24)
 Rebounds // 5 (2x), Last: Austin Peay (11/8/24)
 Assists // 1 (5x), Last: Alabama A&M (12/29/24)
 Steals // --
 Blocks // 1 (2x), Last: West Georgia (12/21/24)
 Minutes // 11, Lipscomb (11/4/24)

CAREER HIGHS

Points // 6, West Georgia (12/21/24)
 FG Made // 3, West Georgia (12/21/24)
 FG Attempts // 5, West Georgia (12/21/24)
 3-Pt Made // --
 3-Pt Attempt // --
 FT Made // 1, App State (12/1/24)
 FT Attempt // 2, Austin Peay (11/8/24)
 Rebounds // 5 (2x), Last: Austin Peay (11/8/24)
 Assists // 1 (5x), Last: Alabama A&M (12/29/24)
 Steals // --
 Blocks // 1 (2x), Last: West Georgia (12/21/24)
 Minutes // 11, Lipscomb (11/4/24)

- Played in nine games this season
- Pulled down 5 reb and scored 2 pts in her debut vs. Lipscomb (11/4/24)
- Scored a career-high 6 points vs. West Georgia on 12.21
- Ranked the fifth-best player in Minnesota according to PrepGirlsHoops.com
- Collected over 1,000 pts and 1,000 reb during her prep career
- All-state honorable mention ('23)

SUPERLATIVES

10+ POINTS
 15+ POINTS
 20+ POINTS
 30+ POINTS
 MADE 3+ 3-PT FG
 10+ REBS
 3+ ASSISTS

24-25 CAREER

-- --
 -- --
 -- --
 -- --
 -- --
 -- --
 -- --

SUPERLATIVES

3+ STEALS
 2+ BLOCKS
 DOUBLE-DOUBLES
 LED VANDY IN PTS
 LED VANDY IN REB
 LED VANDY IN AST
 LED VANDY IN STL
 LED VANDY IN BLK

24-25 CAREER

-- --
 -- --
 -- --
 -- --
 -- --
 -- --
 -- --

GAME-BY-GAME

DATE	OPPONENT	GS	MIN	FGM/A	FG%	3FG/A	3P%	FTM/A	FG%	OFF	DEF	TOT	AVG	PF	AST	T/O	BLK	STL	PTS	AVG
11.4.24	LIPSCOMB		10:31	1-4	.250	0-0	.000	0-0	.000	2	3	5	5.0	1	1	1	0	0	2	2.0
11.8.24	AUSTIN PEAY		05:09	2-4	.500	0-0	.000	0-2	.000	2	3	5	5.0	1	0	0	0	0	4	3.0
11.14.24	AT SOUTH FLORIDA																			
11.17.24	BUTLER		02:31	0-0	.000	0-0	.000	0-0	.000	0	0	0	3.3	0	0	0	0	0	0	2.0
11.20.24	HAMPTON		03:57	0-1	.000	0-0	.000	0-0	.000	0	0	0	2.5	0	1	0	1	0	0	1.5
11.22.24	SAMFORD																			
11.26.24	VS. ARIZONA																			
11.27.24	VS. MICHIGAN ST.																			
12.1.24	APPALACHIAN ST.		08:30	1-4	.250	0-0	.000	1-1	1.000	0	0	0	2.0	0	1	0	0	0	3	1.8
12.4.24	AT MIAMI																			
12.14.24	EVANSVILLE		02:48	1-3	.333	0-0	.000	0-0	.000	1	1	2	2.0	0	0	0	0	0	2	1.8
12.19.24	AT DAYTON																			
12.21.24	WEST GEORGIA		06:43	3-5	.600	0-0	.000	0-0	.000	0	2	2	2.0	0	1	1	1	0	6	2.4
12.29.24	ALABAMA A&M		01:51	0-0	.000	0-0	.000	0-0	.000	0	0	0	1.8	0	1	0	0	0	0	2.1
1.2.25	GEORGIA																			
1.5.25	KENTUCKY																			
1.9.25	AT OLE MISS		02:40	0-0	.000	0-0	.000	0-0	.000	0	0	0	1.6	1	0	1	0	0	0	1.9
1.13.25	AT LSU																			
1.19.25	TENNESSEE																			
1.23.25	ARKANSAS																			
1.26.25	AT ALABAMA																			
1.30.25	AT FLORIDA																			
2.2.25	OLE MISS																			
2.6.25	AT TEXAS																			
2.13.25	MISSISSIPPI STATE																			
2.16.25	AT AUBURN																			
2.20.25	AT OKLAHOMA																			
2.23.25	SOUTH CAROLINA																			
2.27.25	TEXAS A&M																			
3.2.25	AT MISSOURI																			
TOTAL		0	44:40	8-21	.381	0-0	.000	1-3	.333	5	9	14	1.6	3	5	3	2	0	17	1.9

CAREER STATS

YEAR	GP	GS	MIN	AVG	FG	FGA	PCT	3FG	3FGA	3PCT	FT	FTA	PCT	OFF	DEF	TOT	AVG	PF	FO	AST	TO	BLK	STL	PTS	AVG
2024-25	9	0	45	5.0	8	21	.381	0	0	.000	1	3	.333	5	9	14	1.6	3	0	5	3	2	0	17	1.9
CAREER	9	0	45	5.0	8	21	.381	0	0	.000	1	3	.333	5	9	14	1.6	3	0	5	3	2	0	17	1.9





35 SACHA WASHINGTON

@sacha_washington
@sacha_washington
@sachaw33

F // 6-2 // Sr. // Lawrenceville, Ga. (Collins Hill HS)

SEASON HIGHS

Points // --
FG Made // --
FG Attempts // --
3-Pt Made // --
3-Pt Attempt // --
FT Made // --
FT Attempt // --
Rebounds // --
Assists // --
Steals // --
Blocks // --
Minutes // --

CAREER HIGHS

Points // 33, Louisiana Tech (12/03/23)
FG Made // 15, Louisiana Tech (12/03/23)
FG Attempts // 20, Louisiana Tech (12/03/23)
3-Pt Made // --
3-Pt Attempt // 1, Lipscomb (12/18/22)
FT Made // 10, Fairfield (11/12/23)
FT Attempt // 16, Fairfield (11/12/23)
Rebounds // 17, Fairfield (11/12/23)
Assists // 7, Fairfield (11/12/23)
Steals // 8, Louisiana Tech (12/03/23)
Blocks // 6, Dayton (12/20/23)
Minutes // 40, vs. Florida (03/07/24)

- Utilizing Medical Redshirt in '24-25
- Preseason Cheryl Miller Award Watch List ('25)
- Appeared in 99 games and made 72 starts in three seasons at Vanderbilt
- Averaged a career-best 12.1 ppg as a junior
- Led the team with 8 double-doubles in '23-24
- Led Vandy with 7.9 rpg in '23-24
- All-SEC freshman team ('22)

SUPERLATIVES	24-25 CAREER	SUPERLATIVES	24-25 CAREER
10+ POINTS	-- 48	3+ STEALS	-- 9
15+ POINTS	-- 20	2+ BLOCKS	-- 28
20+ POINTS	-- 6	DOUBLE-DOUBLES	-- 22
30+ POINTS	-- 1	LED VANDY IN PTS	-- 13
MADE 3+ 3-PT FG	-- --	LED VANDY IN REB	-- 53
10+ REBS	-- 24	LED VANDY IN AST	-- 5
3+ ASSISTS	-- 8	LED VANDY IN STL	-- 5
		LED VANDY IN BLK	-- 54

GAME-BY-GAME

DATE	OPPONENT	GS	MIN	FGM/A	FG%	3FG/A	3P%	FTM/A	FG%	OFF	DEF	TOT	AVG	PF	AST	T/O	BLK	STL	PTS	AVG	
11.4.24	LIPSCOMB																				
11.8.24	AUSTIN PEAY																				
11.14.24	AT SOUTH FLORIDA																				
11.17.24	BUTLER																				
11.20.24	HAMPTON																				
11.22.24	SAMFORD																				
11.26.24	VS. ARIZONA																				
11.27.24	VS. MICHIGAN ST.																				
12.1.24	APPALACHIAN ST.																				
12.4.24	AT MIAMI																				
12.14.24	EVANSVILLE																				
12.19.24	AT DAYTON																				
12.21.24	WEST GEORGIA																				
12.29.24	ALABAMA A&M																				
1.2.25	GEORGIA																				
1.5.25	KENTUCKY																				
1.9.25	AT OLE MISS																				
1.13.25	AT LSU																				
1.19.25	TENNESSEE																				
1.23.25	ARKANSAS																				
1.26.25	AT ALABAMA																				
1.30.25	AT FLORIDA																				
2.2.25	OLE MISS																				
2.6.25	AT TEXAS																				
2.13.25	MISSISSIPPI STATE																				
2.16.25	AT AUBURN																				
2.20.25	AT OKLAHOMA																				
2.23.25	SOUTH CAROLINA																				
2.27.25	TEXAS A&M																				
3.2.25	AT MISSOURI																				
TOTAL		0	00.00	0-0	.000	0-0	.000	0-0	.000	0	0	0	0.0	0	0	0	0	0	0	0	0.0

CAREER STATS

YEAR	GP	GS	MIN	AVG	FG	FGA	PCT	3FG	3FGA	3PCT	FT	FTA	PCT	OFF	DEF	TOT	AVG	PF	FO	AST	TO	BLK	STL	PTS	AVG
2021-22	35	8	708	20.2	104	224	.464	0	0	.000	58	85	.682	113	117	230	6.6	87	2	26	57	19	26	266	7.6
2022-23	31	31	798	25.7	136	294	.463	0	1	.000	72	114	.632	91	137	228	7.4	87	5	35	67	45	25	344	11.1
2023-24	33	33	959	29.1	163	310	.526	0	0	.000	72	117	.615	118	144	262	7.9	91	4	44	90	44	52	398	12.1
2024-25	--	--	--	--	--	--	--	--	--	--	--	--	--	--	--	--	--	--	--	--	--	--	--	--	--
CAREER	99	72	2465	24.9	403	828	.487	0	1	.000	202	316	.639	322	398	720	7.3	265	11	105	214	108	103	1008	10.2

GAME 1 Vanderbilt vs. Lipscomb

Scoreboard for Game 1: Vanderbilt 102, Lipscomb 50. Quarter scores: 1-15, 2-10, 3-14, 4-11.

DATE Nov. 4, 2024 SITE Memorial Gymnasium (Nashville, Tenn.) TIPOFF 11:00 a.m. END 12:48 p.m. ELAPSED 1:48 ATTENDANCE 5,282

DORES DOMINATE BISONS NASHVILLE, Tenn. - The Vanderbilt women's basketball team began the 2024-25 campaign in a big way, as the Commodores blitzed Lipscomb, 102-50, in Monday's season opener.

Vanderbilt scored 100-plus points for the first time under head coach Shea Ralph in the season-opening victory over the Bisons. The last time the Dores registered 100 or more points came on Nov. 25, 2019, when Vandy posted a 106-55 win at Tennessee State.

The Commodores move to 1-0 on the year, while Lipscomb falls to 0-1. With the win, Vanderbilt improves to 4-0 in season openers under Ralph. She becomes the first Vandy women's basketball coach to win four straight season openers to begin their career.

Sophomore Khamil Pierre registered her fifth career double-double in the season opener. The 6-2 forward scored a team-high 25 points and pulled down a team-best 14 rebounds in 24 minutes of action. The Phoenix, Arizona, native went 12-of-17 from the field and added five steals to her stat line.

Pierre was one of four Vanderbilt players to register double-digit points against Lipscomb. Freshman Mikayla Blakes tallied 23 points in her Vanderbilt debut. Meanwhile, senior Iyana Moore added 15 points to extend her double-digit scoring streak to eight games, and sophomore Madison Greene collected 14 points off the bench in her first game with the Commodores since her season-ending knee injury against Lipscomb last year.

The Commodores used its size advantage against Lipscomb throughout the game, as Vandy scored 70 points in the paint, which allowed the Dores to shoot 53.1 percent from the field. Defensively, Vanderbilt held LU to 27.9 percent from the field and forced its Music City counterpart into 23 turnovers.

BOX SCORE for Game 1: Vanderbilt vs. Lipscomb. Includes player names, minutes, points, rebounds, assists, steals, and blocks.

BOX SCORE for Game 1: Vanderbilt vs. Lipscomb. Includes shooting percentages, free throw percentages, and team statistics.

Best Shooting Run, Lead Changes, Times Tied, Time with Lead for Game 1.

INDIVIDUAL LEADERS

Points, Rebounds, Assists, Steals, Blocks for Game 1. Khamil Pierre - 25 pts, Elena Bertrand - 16 pts, Mikayla Blakes - 23 pts, Molly Heard - 9 pts.

GAME 2 Vanderbilt vs. Austin Peay

Scoreboard for Game 2: Vanderbilt 93, Austin Peay 37. Quarter scores: 1-16, 2-10, 3-4, 4-7.

DATE Nov. 8, 2024 SITE Memorial Gymnasium (Nashville, Tenn.) TIPOFF 6:30 p.m. END 8:31 p.m. ELAPSED 2:01 ATTENDANCE 2,343

DORES RUN AWAY FROM GOVERNORS NASHVILLE, Tenn. - The Vanderbilt women's basketball rolled to a second-straight victory over the 2024-25 season, as the Commodores collected a 93-37 win over Austin Peay Friday night at Memorial Gym.

Sophomore Khamil Pierre posted her second-consecutive double-double to begin her 2024-25 campaign, as she scored 13 points and pulled down 10 rebounds against the Governors. Pierre becomes the first Vanderbilt player to record a double-double in the season opener since Koi Love's 19-point, 12-rebound effort against East Tennessee State in the first game of the 2020-21 campaign.

The win moves Vanderbilt to 2-0 on the year, while Austin Peay falls to 0-2. It marks the second-straight season that the Dores have won the first two games of a season. The Commodores also improve to 26-5 against nonconference foes at Memorial Gym under head coach Shea Ralph. Vandy moved to 18-1 all-time against APSU, as the Dores have won 18-straight games against the Govs.

Pierre led a quartet of double-digit scorers for the Commodores on Friday's victory. She was joined by senior Iyana Moore and freshman Mikayla Blakes, who each scored a game-high 16 points. Moore's 16-point effort extended her double-digit scoring streak to nine games dating back to last season. Sophomore Madison Greene registered a team-best 13 points off the bench in a career-high 30 minutes of action. Greene and Moore each dished out a game-best three assists, while Blakes paced the Vandy with three steals.

Vanderbilt used a 24-0 run that started at the 1:46 mark of the second quarter and ended with 6:27 left to play in the third to put the Govs away for good. The Commodores scored the final 11 points of the second quarter, then registered the first 13 points of the third stanza.

Vanderbilt's extended run turned a 15-point lead into a 39-point advantage for the Dores.

The Vandy defense locked up Austin Peay over the final two frames, as the Commodores allowed 11 points over the final 20 minutes of play. Vanderbilt held APSU to four points in the third quarter. That marks the lowest point total allowed by the Commodores in a stanza since last season's contest at Butler, where Vandy held the Bulldogs to four second-quarter points.

The Dores shot 45.1 percent from the floor Friday while holding the Governors to a 28.8 field goal percentage. Vanderbilt scored 42 points in the paint and forced Austin Peay into 25 turnovers that turned into 33 points.

BOX SCORE for Game 2: Vanderbilt vs. Austin Peay. Includes player names, minutes, points, rebounds, assists, steals, and blocks.

Best Shooting Run, Lead Changes, Times Tied, Time with Lead for Game 2.

INDIVIDUAL LEADERS

Points, Rebounds, Assists, Steals, Blocks for Game 2. K. Blakes/J. Moore - 16 pts, A. Catter/S. Wyatt - 8 pts, K. Pierre/M. Greene - 13 pts, Anovia Sheals - 7 pts.

GAME 3 Vanderbilt at South Florida

Scoreboard for Game 3: Vanderbilt 62, South Florida 49. Quarter scores: 1-19, 2-15, 3-20, 4-8.

DATE Nov. 14, 2024 SITE Yuengling Center (Tampa, Fla.) TIPOFF 6:00 p.m. END 7:44 p.m. ELAPSED 1:44 ATTENDANCE 2,606

DORES DORES REIN IN BULLS TAMPA, Fla. - The Vanderbilt women's basketball team continued to play stellar defense in the early stages of the 2024-25 season, as the Commodores locked up South Florida on Thursday night to pick up a 62-49 win on the road.

The Dores forced the Bulls into 23 turnovers that turned into 19 points for Vanderbilt. Vandy limited USF to 36.8 percent from the floor, as the Dores did not allow a 3-point field goal over the final two quarters of play. Vanderbilt held South Florida to 12 or fewer points in the second and fourth quarters, marking the seventh time Vandy has accomplished the feat in 12 quarters this season.

The win moves the Commodores to 3-0 on the year, while South Florida falls to an even 2-2. Vandy has now won its first three games of the year in back-to-back seasons.

Sophomore Khamil Pierre registered her third-straight double-double to lead a trio of double-digit scorers for Vanderbilt. The 6-2 forward tallied a game-high 17 points and 10 rebounds in the win. She becomes the first Dore since Koi Love in 2020-21 to begin a season with three consecutive double-doubles. Pierre joins Fresno State's Mia Jacobs as the only two NCAA Division I players to post three double-doubles this season.

Freshman Mikayla Blakes scored double-digit points for the third game in a row to start her Vanderbilt career, as the Somerset, New Jersey, native tallied 16 points. Sophomore Madison Greene, who made her first career start at Vanderbilt on Thursday, drilled a career-best five 3-point field goals en route to a 15-point performance in a career-high 37 minutes of action.

As a team, Vanderbilt shot 38.2 percent from the floor against South Florida. Despite being outrebanded 43-37, the Commodores were still able to outscore the Bulls in the paint, 28-24, and held a 12-7 edge in second-chance points.

BOX SCORE for Game 3: Vanderbilt vs. South Florida. Includes player names, minutes, points, rebounds, assists, steals, and blocks.

BOX SCORE for Game 3: Vanderbilt vs. South Florida. Includes shooting percentages, free throw percentages, and team statistics.

Best Shooting Run, Lead Changes, Times Tied, Time with Lead for Game 3.

INDIVIDUAL LEADERS

Points, Rebounds, Assists, Steals, Blocks for Game 3. Khamil Pierre - 17 pts, Mikayla Blakes - 16 pts, Khamil Pierre - 10 reb, Jordyn Oliver - 7 reb.

GAME RECAPS

GAME 4 Vanderbilt vs. Butler

Scoreboard for Game 4 showing Vanderbilt leading Butler 81-52.

DATE Nov. 17, 2024 SITE Memorial Gymnasium (Nashville, Tenn.)

TIPOFF 2:00 p.m. END 3:45 p.m. ELAPSED 1:45
ATTENDANCE 2,615

DORES CAGE BULLDOGS

NASHVILLE, Tenn. – The duo of freshman Mikayla Blakes and sophomore Khamil Pierre sparked the Vanderbilt women's basketball team to an 81-52 win over Butler on Sunday to kick off a three-game homestand at Memorial Gymnasium.

The Commodore underclassmen outscored Butler by a point, as they combined to register 53 points against the Bulldogs. Blakes registered a career-high 29 points in Sunday's win, while Pierre chipped in 24 points. They are the first set of Vandy women's basketball players to score 20 points in a game since Jan. 7, 2024, when Jordyn Cambridge (24 points) and Iyana Moore (20 points) accomplished the feat against Florida at Memorial Gym.

The win improves Vanderbilt to 4-0 on the year, as the Dores handed the Bulldogs, who are now 3-1, their first loss of the 2024-25 campaign.

Blakes' 29-point performance against Butler is tied for the fifth-most points scored by a Vanderbilt freshman in a game. She matches with Kady Schramm (vs. LSU, Jan. 29, 2012), Barbara Brackman (vs. Duke, March 13, 1982), and Harriet Brumfield (at Delta State, Feb. 20, 1982, and vs. Northwestern, Nov. 27, 1981). Blakes also extends her double-digit scoring streak to four games to open her Vanderbilt career.

Pierre had a 24-point performance to extend her double-digit scoring streak to seven games dating back to last season. The 6-2 forward pulled down a game-high eight rebounds, bringing her three-game double-double streak to an end. It is the third time in Pierre's collegiate career that she has scored 20 or more points in a game. She also collected a game-best four steals against the Bulldogs.

The Commodores shot 50.9 percent from the field on Sunday while limiting Butler to a 38.3 percent success rate from the floor. The Dores hit a season-high eight 3-pointers in the win and held a 33-25 edge on the glass. Vandy forced Butler into 30 turnovers, which turned into 41 points for the Commodores.

BOX SCORE

Box score for Game 4 showing individual player statistics for Butler and Vanderbilt.

Summary statistics for Game 4 including points from, turnovers, points, lead changes, times tied, and time with lead.

INDIVIDUAL LEADERS

Individual leaders for Game 4 listing points, rebounds, assists, steals, and blocks for both teams.

GAME 5 Vanderbilt vs. Hampton

Scoreboard for Game 5 showing Vanderbilt leading Hampton 94-45.

DATE Nov. 20, 2024 SITE Memorial Gymnasium (Nashville, Tenn.)

TIPOFF 6:30 p.m. END 8:11 p.m. ELAPSED 1:41
ATTENDANCE 2,353

DORES SINK LADY PIRATES

NASHVILLE, Tenn. – The Vanderbilt women's basketball team rolled to a 94-45 victory over Hampton Wednesday night at Memorial Gymnasium, as the Commodores remain perfect at 5-0 to open the 2024-25 season.

With the win, Vanderbilt improves to 5-0 for the third year in a row. It marks the first time in program history that the Dores have opened three consecutive seasons at 5-0. The loss drops Hampton to 1-3 overall this season.

The Commodores got off to a slow start but used a 5-17 run between the second and third quarters that broke a 23-23 tie and gave Vandy a 44-30 advantage. The Dores held the Lady Pirates scoreless for 7:05 of game time and rolled off 26 straight points during the stretch to post its longest-scoring run of the season. It is also the second time that Vanderbilt has scored 20+ points in a row this season, as the Commodores put up 24 straight points against Austin Peay on Nov. 8.

Freshman Mikayla Blakes turned in another spectacular performance. She scored a game-high 22 points and dished out a career-best eight assists to go along with three steals. Blakes, who was named the SEC Freshman of the Week for the first time in her career earlier this week, is the only Commodore since at least 2009-10 to register at least 15-plus points and two or more steals in each of their first five games at Vanderbilt.

Sophomore Khamil Pierre collected her fourth double-double of the season with a 15-point, 12-rebound effort against the Lady Pirates. The 6-2 forward was one of four double-digit scorers for the Commodores in Wednesday's victory. Senior Iyana Moore returned from a one-game absence and scored 12 points, going 5-of-10 from the floor. Sophomore Madison Greene chipped in 11 points off the bench after starting in the last two games in Moore's place. Greene has now scored double-digit points in all three games she has come off the bench this season.

Vanderbilt shot 54.3 percent from the field. It is the third time that the Commodores have shot over 50 percent from the floor in 2024-25. The Dores held Hampton to 36.7 percent from the floor and allowed a season-low three three-point fields. Vandy forced HU into 24 turnovers, which the Commodores turned into 36 points.

BOX SCORE

Box score for Game 5 showing individual player statistics for Hampton and Vanderbilt.

Summary statistics for Game 5 including points from, turnovers, points, lead changes, times tied, and time with lead.

INDIVIDUAL LEADERS

Individual leaders for Game 5 listing points, rebounds, assists, steals, and blocks for both teams.

GAME 6 Vanderbilt vs. Samford

Scoreboard for Game 6 showing Vanderbilt leading Samford 104-59.

DATE Nov. 22, 2024 SITE Memorial Gymnasium (Nashville, Tenn.)

TIPOFF 6:30 p.m. END 8:27 p.m. ELAPSED 1:56
ATTENDANCE 2,524

REMAINING PERFECT

NASHVILLE, Tenn. – The Vanderbilt women's basketball registered 100-plus points for the second time this season, as the Commodores posted a 104-59 win over Samford Friday at Memorial Gymnasium to close out a three-game homestand.

Vandy got a pair of double-doubles from sophomore Khamil Pierre and graduate student Leilani Kapinus in the win over the Bulldogs. The duo were among six Commodores to score double figures on Friday. They are the first set of Commodore teammates to post a double-double in the same game since March 7, 2024, when Pierre (16 points, 15 rebounds) and Sacha Washington (10 points, 11 rebounds) accomplished the feat against Florida in the first round of the 2024 SEC Tournament.

With the win, Vanderbilt improves to 6-0 for the second-straight season, while Samford falls to 2-5. It is the first time since the 2003-04 and 2004-05 campaigns that the Commodores have started back-to-back seasons with six-straight victories.

Pierre registered a game-high 21 points and pulled down a team-best 12 rebounds. She now has five double-doubles this season, which is tied for the most in all of NCAA Division I. The 6-2 forward went 10-of-16 from the floor and added four steals to her stat line against the Bulldogs.

Kapinus posted her first double-double at Vanderbilt with an 11-point, 10-rebound effort off the bench. It is Kapinus' 13th career double-double, while she is the first Dore to record a double-double off the bench since Pierre's 17-point, 10-rebound performance vs. Auburn on Jan. 18, 2024.

The duo were two of six Commodores to score double-digit points in Friday's victory. Sophomore Madison Greene tallied a season-high 16 points off the bench and went 7-of-9 from the field. Greene registered a career-high six assists against the Bulldogs. Freshman Mikayla Blakes collected 14 points to extend her double-digit streak to six games to open her Vandy career and dished out five assists.

Senior Iyana Moore matched Kapinus with 11 points. Sophomore Aiyana Mitchell scored double figures for the first time in her Vandy career with a 10-point outing against Samford.

The Commodore offense was humming once again against Samford, as the Dores scored 104 points for the second time this season. The first came in the 102-50 season-opening victory over Lipscomb on Nov. 4. It is the first time since 2010-11 that Vanderbilt has scored 100-plus points in multiple games in a single campaign.

Vandy shot 50.6 percent from the field, as the Dores have posted a shooting percentage of 50 percent or higher in each of their last three games. Vandy forced Samford into 22 turnovers, which turned into 24 points. The Commodores used their size advantage over the Bulldogs throughout the night, as Vanderbilt outscored its opponent 60-22 in points in the paint. Vandy also tallied a season-high 43 points off the bench in the win.

BOX SCORE

Box score for Game 6 showing individual player statistics for Samford and Vanderbilt.

Summary statistics for Game 6 including points from, turnovers, points, lead changes, times tied, and time with lead.

INDIVIDUAL LEADERS

Individual leaders for Game 6 listing points, rebounds, assists, steals, and blocks for both teams.

GAME RECAPS

GAME 13 Vanderbilt vs. West Georgia

Scoreboard for Game 13: Vanderbilt vs. West Georgia. Final score: V 103, WGA 68.

DATE Dec. 21, 2024 SITE Memorial Gymnasium (Nashville, Tenn.)

TIPOFF 11:00 a.m. END 12:43 p.m. ELAPSED 1:43 ATTENDANCE 2,634

DORES OUTRUN WOLVES

NASHVILLE, Tenn. - The Vanderbilt women's basketball team broke the 100-point plateau for the fourth time this season as the Commodores collected a 103-68 win over West Georgia on Saturday afternoon at Memorial Gymnasium.

The Commodores got a 20-plus point performance from freshman Mikayla Blakes and sophomore Khamil Pierre for the sixth time this season. Blakes registered a game-high 24 points to extend her double-digit scoring streak to 13 games to begin her Vanderbilt career.

With the victory, Vanderbilt improves to 12-1 on the year, while West Georgia falls to 5-5. The Dores have now won 19-straight home games against nonconference teams dating back to the 2022-23 campaign.

Senior Iyana Moore registered 16 points to extend her double-digit scoring streak to six games. Moore's performance against West Georgia moved her to No. 34 on Vanderbilt's all-time scoring list, as she now has 1,055 career points, one point away from moving into 33rd on the list.

The Dores shot 48.8 percent from the field while limiting West Georgia to a 36.8 percent clip in field goal percentage. Vanderbilt forced 26 turnovers and collected 17 steals in the win, as the Commodores outscored UWG, 37-16, in points off turnovers. Vandy has now collected 16 or more steals in each of its last three contests.

BOX SCORE

Box score for Game 13: Vanderbilt vs. West Georgia. Includes player names, minutes, points, rebounds, assists, steals, and blocks.

Box score for Game 13: Vanderbilt vs. West Georgia. Includes team statistics such as shooting percentages, free throw percentages, and technical fouls.

Summary statistics for Game 13, including turnovers, steals, and points from scoring.

INDIVIDUAL LEADERS

Individual leaders for Game 13, listing top scorers, rebounders, and other key players.

GAME 14 Vanderbilt vs. Alabama A&M

Scoreboard for Game 14: Vanderbilt vs. Alabama A&M. Final score: V 93, AAM 64.

DATE Dec. 29, 2024 SITE Memorial Gymnasium (Nashville, Tenn.)

TIPOFF 11:00 a.m. END 12:53 p.m. ELAPSED 1:53 ATTENDANCE 3,061

DORES TAME BULLDOGS

NASHVILLE, Tenn. - The Commodores closed the 2024 calendar year with a resounding 93-64 victory over Alabama A&M at Memorial Gymnasium to end the nonconference portion of the 2024-25 season.

The win over the Bulldogs marked Vanderbilt's 20-straight home victory over a nonconference opponent, a streak that started during the 2022-23 season. The Commodores are now 33-3 against non-SEC teams at Memorial Gymnasium under head coach Shea Ralph.

The Commodores ended the nonconference portion of its schedule at 13-1 for the second-straight season. Vanderbilt heads into SEC play with a program record 13 wins for the second time in as many years.

Sophomore Khamil Pierre extended her double-digit scoring streak to 16 games with a 29-point effort against the Bulldogs. Pierre's streak is the longest for a Commodore since 2013-14, when Christina Foggie registered double-digit points in 19-straight games.

Senior Iyana Moore extended her season-long double-digit scoring streak to seven games with a 16-point effort. Moore added a season-best seven assists to her stat line as well.

Sophomore Madison Greene registered 12 points in a reserve role. It is Greene's sixth game with 10 or more points off the bench this season, while it is her seventh double-digit scoring performance overall this year.

The Commodores shot 56.3 percent from the field against Alabama A&M. It is the sixth time this season that the Dores have posted a field goal percentage higher than 50 percent.

BOX SCORE

Box score for Game 14: Vanderbilt vs. Alabama A&M. Includes player names, minutes, points, rebounds, assists, steals, and blocks.

Box score for Game 14: Vanderbilt vs. Alabama A&M. Includes team statistics such as shooting percentages, free throw percentages, and technical fouls.

Summary statistics for Game 14, including turnovers, steals, and points from scoring.

INDIVIDUAL LEADERS

Individual leaders for Game 14, listing top scorers, rebounders, and other key players.

GAME 15 Vanderbilt vs. Georgia

Scoreboard for Game 15: Vanderbilt vs. Georgia. Final score: V 108, G 82.

DATE Jan. 2, 2025 SITE Memorial Gymnasium (Nashville, Tenn.)

TIPOFF 6:30 p.m. END 8:30 p.m. ELAPSED 2:00 ATTENDANCE 3,120

RECORD NIGHT AGAINST GEORGIA

NASHVILLE, Tenn. - Mikayla Blakes set the Vanderbilt women's basketball freshman record for most points scored in a game, as the guard registered 36 points in a 108-82 victory over Georgia to open SEC play.

Blakes broke the program's freshman single-game scoring record with her 36-point performance against the Lady Bulldogs. The previous record stood for over 42 years, set by Barbara Brackman's 34 points against Tennessee on Feb. 26, 1982.

With the win, Vanderbilt improves to 1-0 in SEC play, as the Dores win their conference opener in back-to-back seasons for the first time since the 2012-13 and 2013-14 campaigns.

Blakes returned to the double-figure scoring column after a one-game absence, as she registered her first game scoring 30 or more points at the collegiate level. The guard also set the school record for the most games with 20-plus points at a freshman, as Blakes scored over 20 points for the ninth time this season.

Sophomore Khamil Pierre extended her double-digit scoring streak to 17 games with a 28-game point effort. She is now tied with Chantelle Anderson (2000-01) and Zuzi Klimesova (2000-01) for the sixth-longest scoring streak by a Commodore since 1999-00.

Graduate Jordyn Oliver collected her first double-double at Vanderbilt as the Prosper, Texas, native dished out a career-high 11 assists to go along with 10 rebounds.

Vanderbilt scored over 100 points in its SEC opener for the first time in school history. It is also the sixth SEC game that the Commodores have posted 100-plus points.

The Commodores shot 47.9 percent from the floor against the Lady Bulldogs, while they hit 11 3-point field goals. Vanderbilt forced Georgia into 17 turnovers, which turned into 26 points for the Dores.

BOX SCORE

Box score for Game 15: Vanderbilt vs. Georgia. Includes player names, minutes, points, rebounds, assists, steals, and blocks.

Box score for Game 15: Vanderbilt vs. Georgia. Includes team statistics such as shooting percentages, free throw percentages, and technical fouls.

Summary statistics for Game 15, including turnovers, steals, and points from scoring.

INDIVIDUAL LEADERS

Individual leaders for Game 15, listing top scorers, rebounders, and other key players.



GAME RECAPS

GAME 16 Vanderbilt vs. 16/16 Kentucky

Scoreboard for Game 16: Vanderbilt 88, Kentucky 70. Columns for quarters 1-4 and total score.

DATE Jan. 5, 2025 SITE Memorial Gymnasium (Nashville, Tenn.)

TIPOFF 2:00 p.m. END 3:47 p.m. ELAPSED 1:47 ATTENDANCE 8,501

DORES FALL TO WILDCATS

NASHVILLE, Tenn. - The Vanderbilt women's basketball team dropped its first SEC contest of the 2024-25 season Sunday afternoon, as the Commodores fell 96-78 to No. 16-ranked Kentucky at Memorial Gym.

Freshman Mikayla Blakes led the way for the Dores with a game-high 24 points. The guard recorded her 10th contest with 20 or more points this season, the most collected by a Vanderbilt freshman in program history.

Sophomore Khamil Pierre posted a double-double for the 11th time this season, as the forward scored 19 points and pulled down 11 rebounds. Pierre matched her career high in assists with five.

Senior Iyana Moore registered a season-high 17 points for the second time this season, which she first accomplished vs. Michigan State on Nov. 27. The guard drilled a team-best five 3-point field goals.

The loss snaps Vandy's 11-game home winning streak dating back to last season. The Commodores fall to 14-2 overall on the year and now stand at 1-1 in SEC play.

The Dores couldn't overcome a hot-shooting Wildcat team, as Kentucky posted a 54.1 percent success rate from the floor and hit 15 3-pointers. Vanderbilt shot 36.5 percent from the floor and forced double-digit turnovers for the 16th-straight game.

BOX SCORE

Box score for Game 16: Vanderbilt vs. Kentucky. Includes player names, FG, 3P, FT, Rebounds, Fouls, and Shooting By Period.

Box score for Game 16: Vanderbilt vs. Kentucky. Includes player names, FG, 3P, FT, Rebounds, Fouls, and Shooting By Period.

Summary statistics for Game 16: Biggest lead, Best Scoring Run, Lead Changes, Times Tied, Time with Lead.

INDIVIDUAL LEADERS

Individual leaders for Game 16: Points, Rebounds, Assists, Steals, Blocks.

GAME 17 Vanderbilt at Ole Miss

Scoreboard for Game 17: Vanderbilt 59, Ole Miss 87. Columns for quarters 1-4 and total score.

DATE Jan. 9, 2025 SITE SJB Pavilion at Ole Miss (Oxford, Miss.)

TIPOFF 5:00 p.m. END 6:51 p.m. ELAPSED 1:51 ATTENDANCE 3,825

COLD NIGHT IN OXFORD

OXFORD, Miss. - The Vanderbilt women's basketball team fell at Ole Miss, 87-59, in its first road SEC contest of the 2024-25 season.

Senior Iyana Moore moved into a tie for ninth place on Vanderbilt's all-time 3-point field goals made list in the loss, as she has now made 173 career 3-pointers to equal Paige Redman's (1996-99) career total.

Sophomore Khamil Pierre pushed her double-figure scoring streak to 19 games, as the 6-2 forward registered 11 points in the loss. Pierre's 19-game double-digit scoring streak is the longest by a Commodore since 2013-14 and is tied for the fourth-longest streak since 1999-00.

Freshman Mikayla Blakes registered double-digit points for the 16th game this season with a team-best 19 points at Ole Miss. Blakes has now scored double figures in each of her last three games, while she has tallied double-digit points in all but one game this season.

The Dores fall to 14-3 overall on the year, while Vandy now stands at 1-2 in SEC play. Ole Miss improves to 11-4 and 2-1 in league games. The loss snaps Vanderbilt's seven-game winning streak in true road games, which dates back to the 2023-24 campaign.

For the second-straight game, an opponent started hot from the floor against the Commodores, as Ole Miss hit 54.4 percent of its shots from the floor in the first half. Mississippi's hot shooting and defensive pressure allowed the Rebels to jump out to a double-digit early that they would never relinquish.

Vanderbilt shot 43.4 percent from the floor in the loss, while Ole Miss posted a 52.4 percent field goal percentage. The Rebels forced Vandy into a season-high 23 turnovers, while the Commodores turned over Mississippi a total of 18 times.

BOX SCORE

Box score for Game 17: Vanderbilt vs. Ole Miss. Includes player names, FG, 3P, FT, Rebounds, Fouls, and Shooting By Period.

Box score for Game 17: Vanderbilt vs. Ole Miss. Includes player names, FG, 3P, FT, Rebounds, Fouls, and Shooting By Period.

Summary statistics for Game 17: Biggest lead, Best Scoring Run, Lead Changes, Times Tied, Time with Lead.

INDIVIDUAL LEADERS

Individual leaders for Game 17: Points, Rebounds, Assists, Steals, Blocks.

GAME 18 Vanderbilt at 5/4 LSU

Scoreboard for Game 18: Vanderbilt 21, LSU 77. Columns for quarters 1-4 and total score.

DATE Jan. 13, 2025 SITE Maravich Assembly Center (Baton Rouge, La.)

TIPOFF 6:00 p.m. END 8:02 p.m. ELAPSED 2:02 ATTENDANCE 10,201

DORES DROP TOUGH BATTLE AT NO. 5/4 LSU

BATON ROUGE, La. - The Vanderbilt women's basketball team hung tough with No. 5/4-ranked LSU, but a late run by the Tigers handed the Commodores an 83-77 loss Monday night at Pete Maravich Assembly Center.

Vanderbilt trailed 73-72 with 2:40 left to play in the game after a layup from graduate student Jordyn Oliver. LSU held the Commodores without a field goal over the next two-plus minutes, as an 8-3 run by the Tigers pushed their lead out to six points.

Vandy got a pair of 20-point performances from sophomore Khamil Pierre and senior Iyana Moore. Pierre registered a game-high 28 points, while Moore scored a season-best 23 points. It is Pierre's 10th game with 20 or more points this season, while it was Moore's first 20-plus point outing of the year.

Pierre's 28-point effort at LSU extends her double-digit scoring streak to 20 games. She is the first Dore to score 10-plus points in 20-straight games since Carla Thomas' 29-game streak during the 2006-07 season.

Moore hit a game-best five 3-point field goals, as she moved into ninth on Vanderbilt's all-time 3-pointers made list with 178 career 3-point field goals made. The Milwaukee, Wisconsin, native moved into 27th on the school's all-time scoring list, as she now has 1,141 career points.

Freshman Mikayla Blakes joined Pierre and Moore in the double-digit scoring column with a 12-point effort against the Tigers. Blakes pulled down a career-best six rebounds and swatted a personal-best two shots. The guard has now scored double figures in all but one game to start her collegiate career.

The loss extends Vanderbilt's losing streak to three games, as the Commodores now stand at 14-4 overall on the year and 1-3 in SEC play. For LSU, the win pushes its winning streak to 19 games, as the Tigers improve to 19-0 overall and 4-0 in league play.

In total, there were 13 lead changes and seven ties in Monday's contest. The Commodores shot 47.4 percent from the floor, while LSU posted a 47.9 percent field goal percentage. Vanderbilt collected nine steals and forced the Tigers into 17 turnovers. Vanderbilt outscored LSU 17-13 in fastbreak points.

BOX SCORE

Box score for Game 18: Vanderbilt vs. LSU. Includes player names, FG, 3P, FT, Rebounds, Fouls, and Shooting By Period.

Box score for Game 18: Vanderbilt vs. LSU. Includes player names, FG, 3P, FT, Rebounds, Fouls, and Shooting By Period.

Summary statistics for Game 18: Biggest lead, Best Scoring Run, Lead Changes, Times Tied, Time with Lead.

INDIVIDUAL LEADERS

Individual leaders for Game 18: Points, Rebounds, Assists, Steals, Blocks.



GAME RECAPS

GAME 20 Vanderbilt vs. 15/15 Tennessee

	1	2	3	4	TOTAL
	21	5	19	25	70
	21	16	17	17	71

DATE Jan. 19, 2025 **SITE** Memorial Gymnasium (Nashville, Tenn.)

TIPOFF 2:00 p.m. **END** 4:11 p.m. **ELAPSED** 2:11
ATTENDANCE 8,299

DORES OUTLAST LADY VOLUNTEERS

NASHVILLE, Tenn. – A putback from freshman Mikayla Blakes with 0.8 seconds left on the clock lifted the Vanderbilt women's basketball team to a thrilling 71-70 victory over No. 15/15-ranked Tennessee at Memorial Gymnasium on Sunday afternoon.

The Dores trailed Tennessee 70-69 with 4.9 seconds remaining in the contest. Vanderbilt called a timeout to advance the ball.

Out of the break, sophomore Khamil Pierre drove down the lane with a defender on her hip and went up for a layup with 2.7 seconds left on the clock. The ball rimmed out and found the hands of Blakes, who perfectly timed her jump over a Tennessee defender to corral the rebound. In one swift motion, the freshman glided through the air and gently tipped the ball back into the basket to give the Commodores the 1-point victory over their in-state rivals.

Blakes scored a game-high 23 points in the victory over the No. 15-ranked Lady Vols. Pierre also had a 20-plus point performance against Tennessee, as she registered 21 points. Pierre's 21-point effort on Sunday pushed her double-digit scoring streak to 21 games. Senior Iyana Moore extended her double-digit scoring streak to a career-best 12 games with a 17-point effort. Moore also hit a game-best three 3-point field goals on Sunday.

Vanderbilt's victory over the No. 15/15-ranked Lady Vols marks the Commodores' first win against a ranked team since knocking off No. 15/21-ranked Florida, 63-59, back on Feb. 24, 2022, at Memorial Gymnasium. It is also the second time the Dores have beaten a ranked opponent in the Ralph era.

Sunday's win marked the 900th victory for the Vanderbilt women's basketball program. The Commodores end their current three-game losing streak as Vanderbilt improves to 15-4 overall and 2-3 in SEC play. Vandy also snaps its eight-game skid against Tennessee. The last time the Dores collected a win over the Lady Volunteers came on Feb. 28, 2019, with a 76-69 victory in Knoxville. Vanderbilt also posted its first win over Tennessee in Memorial Gym since the 2013-14 campaign when the Commodores won, 74-63, on Jan. 12, 2014.

The Dores shot 37.1 percent from the field and 31.6 percent from behind the arc. Each team hit six 3-pointers in the game, as Vanderbilt limited Tennessee to half of what the Lady Vols average per game this season. Vandy forced the Lady Volunteers into 10 turnovers, which led to a 13-10 edge in points off turnovers for the Dores. Vanderbilt also came up clutch at the free throw line on Sunday, as the Dores went 19-22 from the charity stripe.

BOX SCORE

Tennessee - 70																				
Record: 15-3 (2-3)																				
NO.	Name	Min	FG	3P	FT	Rebounds	Fouls	TP	AS	TO	ST	Blocks								
			1st	2nd	3rd	off	tot					pts								
11	Zee Spearman	30:05	4-8	0-0	3-4	4	7	11	3	3	11	1	0	0	0	1	11	FT%	75.0	
0	Jewel Spear	29:00	3-14	2-10	2-2	1	2	3	3	1	10	0	0	0	0	0	17	FT%	22.2	
2	Ruby Whitehorn	25:52	3-9	0-2	2-2	2	3	5	4	3	8	1	1	1	1	10	FT%	20.0		
7	Samara Spencer	25:55	3-8	0-5	4-5	1	5	6	3	6	10	6	3	0	0	0	11	FT%	0.12	
55	Talaysia Cooper	32:56	10-22	2-4	0-0	3	2	5	4	1	22	2	3	2	2	2	11	FT%	3.4	
21	Tessa Dasky	09:19	3-4	2-3	0-0	0	0	0	1	0	0	0	0	0	0	0	2	FT%	5.15	
33	Alyssa Latham	08:58	0-0	0-0	1-2	2	1	3	0	1	1	0	0	0	0	0	1	FT%	1.3	
53	Jillian Hollingshead	09:50	0-1	0-0	0-0	1	0	1	1	0	0	1	0	0	0	0	0	FT%	2.4	
1	Sara Puckett	14:08	0-1	0-1	0-0	2	2	0	0	0	1	1	0	0	0	0	0	FT%	0.18	
4	Kariya Boyd	14:51	0-1	0-1	0-0	1	2	3	2	0	0	1	1	1	0	0	4	FT%	2.3	
Team			0	2	2	13	1	0										FT%	5.5	
Totals			26-68	6-26	12-15	16	25	42	24	15	70	12	10	5	3	3	11		GM FT%	26.68
																		FT%	12.15	
													Technical Fouls: Spencer 0*8:57			Dead Ball Rebounds: 2				

Vanderbilt - 71																				
Record: 15-4 (2-3)																				
NO.	Name	Min	FG	3P	FT	Rebounds	Fouls	TP	AS	TO	ST	Blocks								
			1st	2nd	3rd	off	tot					pts								
10	Jane Nwaba	14:11	1-5	0-1	0-0	2	4	6	2	1	2	1	1	1	0	0	2	FT%	4.7	
12	Khamil Pierre	34:40	4-10	1-1	12-14	0	8	8	2	11	21	2	2	0	0	1	17	FT%	1.2	
1	Mikayla Blakes	28:18	7-17	2-4	7-8	0	2	4	7	23	2	3	0	1	1	12	23	FT%	6.16	
11	Jordyn Oliver	34:01	1-4	0-1	0-0	0	4	4	1	0	2	2	2	1	1	0	0	FT%	2.6	
23	Iyana Moore	37:57	7-18	3-8	0-0	2	4	6	1	3	17	2	2	0	1	0	9	FT%	2.2	
5	LeAnn Kappas	19:36	1-9	0-1	0-0	2	3	5	1	1	2	0	0	1	1	0	6	FT%	4.13	
14	Ayana Mitchell	05:49	0-1	0-0	0-0	2	2	2	0	0	0	0	1	0	0	0	0	FT%	0.5	
4	Madison Greene	22:34	2-6	0-1	0-0	0	2	2	3	0	4	1	1	1	0	0	6	FT%	9.10	
13	Justine Piccott	03:24	0-0	0-0	0-0	0	0	0	0	0	0	0	0	0	0	0	0	FT%	0.17	
Team			4	1	5	0	0	0										FT%	0.1	
Totals			23-62	16-19	19-22	14	26	40	16	23	71	12	12	3	3	3	11		GM FT%	23.62
																		FT%	6.19	
													Technical Fouls: Pierre 3*8:57			Dead Ball Rebounds: 2				

	TENN	Vandy
Biggest lead	5 (4 th 2:55)	11 (2 nd 0:02)
Best Scoring Run	6 (4 th 6:29)	8 (2 nd 0:02)
Lead Changes	5	8
Times Tied	4	14
Time with Lead	06:06	30:28

INDIVIDUAL LEADERS

Points	Mikayla Blakes - 23 pts Khamil Pierre - 21 pts	Talaysia Cooper - 22 pts Zee Spearman - 11 pts
Rebounds	Khamil Pierre - 8 reb I. Moore/J. Nwaba - 6 reb	Zee Spearman - 11 reb Samara Spencer - 6 reb
Assists	Five Tied w/ 2 ast M. Greene/J. Nwaba - 1 ast	Samara Spencer - 6 ast Talaysia Cooper - 2 ast
Steals	Three Tied w/ 1 stl	Talaysia Cooper - 2 stl Three tied w/ 1 stl
Blocks	Three Tied w/ 1 blk	Talaysia Cooper - 2 blk Ruby Whitehorn - 1 blk