



6 SEC TOURNAMENT CHAMPIONSHIPS • 28 NCAA TOURNAMENTS • 1 FINAL FOUR • 5 ELITE EIGHTS • 14 SWEET SIXTEENS

# VANDERBILT

WOMEN'S BASKETBALL

2024-25 GAME NOTES • GAME 18 • at #6/4 LSU

## 2024-25 SCHEDULE

Overall: 14-3 | SEC: 0-2

Home: 10-1 | Away: 3-1 | Neutral: 1-1  
NET Ranking: 22 | Streak: L-2

### NOVEMBER (7-1)

4	Lipscomb	Win	102-50
8	Austin Peay	Win	93-37
14	at South Florida	Win	62-49
17	Butler	Win	81-52
20	Hampton	Win	94-45
22	Samford	Win	104-59
26	vs. Arizona <sup>^</sup>	Win	71-60
27	vs. (RV/RV) Michigan State <sup>^</sup>	Loss	70-78

### DECEMBER (6-0)

1	Appalachian State	Win	94-40
4	at Miami <sup>#</sup>	Win	88-70
14	Evansville	Win	106-40
19	at Dayton	Win	80-66
21	West Georgia	Win	103-68
29	Alabama A&M	Win	93-64

### JANUARY (1-2)

2	Georgia*	Win	108-82
5	#16/16 Kentucky*	Loss	78-96
9	at (RV/RV) Ole Miss*	Loss	59-87
11	at #6/4 LSU*	6 p.m.	SEC Network
19	Tennessee*	2 p.m.	SEC Network+
23	Arkansas*	6:30 p.m.	SEC Network+
26	at Alabama*	1 p.m.	SEC Network
30	at Florida*	6 p.m.	SEC Network+

### FEBRUARY (0-0)

2	Ole Miss*	2 p.m.	SEC Network+
6	at Texas*	8 p.m.	SEC Network
13	Mississippi State*	8 p.m.	SEC Network
16	at Auburn*	3 p.m.	SEC Network
20	at Oklahoma*	6 p.m.	SEC Network+
23	South Carolina*	2 p.m.	SEC Network+
27	Texas A&M*	6:30 p.m.	SEC Network+

### MARCH (0-0)

2	at Missouri*	2 p.m.	SEC Network+
6-9	SEC Tournament	TBD	TBD

All times Central • Home games in bold • Neutral games in italics

\*SEC game • ^Acricure Classic (Palm Springs, Calif.) • #SEC/ACC Challenge • %SEC Tournament

Rankings: AP/Coaches • All games times and dates are subject to change

## GAME 18



**VANDERBILT (RV/RV)** (14-3, 1-2 SEC)

vs. **#6/4 LSU** (18-0, 3-0 SEC)



**MONDAY, JAN. 13**

6 p.m. CT



**BATON ROUGE, LA.**

Pete Maravich Assembly Center (13,215)



**SEC NETWORK**

Courtney Lyle (Play-By-Play) • Carolyn Peck (Analyst)



**94.9 THE FAN**

Vanderbilt Athletics App • Jake Lyman

## STARTING FIVE

>> Vandy heads to Baton Rouge looking to end a two-game skid, as the Dore recently dropped an 87-59 decision at Ole Miss on Thursday. Freshman Mikayla Blakes scored a team-best 19 points, while senior Iyana Moore registered 14 points to push her double-digit scoring streak to 10 games. Sophomore Khamil Pierre's 11 points vs. the Rebels extended her double-digit scoring streak to 19 games, which is the longest by a Dore since 2013-14.

>> Despite Thursday's loss at Ole Miss, Vanderbilt has won four of its last five SEC road games. Additionally, the Dore have won seven of their last eight true road games dating back to last season. Vandy won a program-record six SEC road games last season.

>> Monday's contest will feature a battle between the highest-scoring duos in the SEC this season. Sophomore Khamil Pierre (22.1 ppg) and freshman Mikayla Blakes (20.5 ppg) average 42.1 points per game this season for Vanderbilt, while LSU's Flau'Jae Johnson (19.7 ppg) and Aneesah Morrow (18.4 ppg) are putting up 40.5 points per game. Pierre and Blakes are the only pair of teams in all of NCAA Division I to average over 20 points this season.

>> Monday's matchup between the Commodores and Tigers will be the 54th meeting all-time between the schools. LSU holds the all-time series lead at 27-26 and has won each of the last eight contests. The Dore are 0-4 against LSU in the Ralph era.

>> Vanderbilt is 4-18 all-time in Baton Rouge against LSU. The last Commodore victory in Oxford came on Feb. 19, 2004, when Vandy collected a 61-55 win.



## TEAM COMPARISON

14-3	<b>Overall Record</b>	18-0
87.4	<b>Points Per Game</b>	91.6
61.4	<b>Opp. Per Game</b>	61.3
46.3	<b>Field Goal Pct.</b>	49.3
40.5	<b>Opp. Field Goal Pct.</b>	34.4
31.4	<b>3-Point Pct.</b>	75.2
29.7	<b>Opp. 3-Point Pct.</b>	66.4
76.6	<b>Free Throw Pct.</b>	75.2
41.9	<b>Rebounds Per Game</b>	48.9
+7.3	<b>Rebounding Margin</b>	+16.1
18.3	<b>Assists Per Game</b>	16.3
13.4	<b>Turnovers Per Game</b>	14.7
13.1	<b>Steals Per Game</b>	10.6
3.1	<b>Blocks Per Game</b>	4.4

## SERIES HISTORY

<b>Games:</b>	53
<b>Vanderbilt Series Record:</b>	26-27
<b>Games in Nashville:</b>	15-6
<b>Games in Baton Rouge:</b>	4-18
<b>Neutral Site Games:</b>	7-3
<b>First Meeting:</b>	Jan. 18, 1986, in Baton Rouge LSU, 91-80
<b>Last Meeting:</b>	Feb. 8, 2024, in Nashville LSU, 85-62
<b>Last Vandy Win:</b>	Feb. 13, 2017, in Nashville 70-68
<b>Last Vandy Loss:</b>	Feb. 8, 2024, in Nashville 62-85
<b>Last Home Win:</b>	Feb. 13, 2017, 70-68
<b>Last Road Win:</b>	Feb. 19, 2004, 61-55
<b>Last Neutral Win:</b>	March 5, 2010 in Duluth, Ga., 63-61
<b>Last Home Loss:</b>	Feb. 8, 2024, 62-85
<b>Last Road Loss:</b>	Jan. 1, 2023, 63-88
<b>Last Neutral Loss:</b>	March 8, 2003 in Little Rock, Ark., 69-78
<b>vs. Ole Miss under Ralph:</b>	0-4
<b>Current Vanderbilt Streak:</b>	L-8

## LAST FIVE GAMES

Date	Location	Vandy Result	Score
02.08.24	Nashville	Loss	62-85
02.23.23	Nashville	Loss	63-82
01.01.23	Baton Rouge	Loss	63-88
01.16.22	Baton Rouge	Loss	64-82
02.27.20	Baton Rouge	Loss	55-61

## PROJECTED STARTERS



**1**

**MIKAYLA BLAKES**

G • 5-8 • Fr.  
Somerset, N.J.  
Rutgers Prep HS

Points • 20.5  
FG% • 45.5  
3PPFG% • 31.2  
Boards • 2.9  
Assists • 3.3  
Steals • 2.6



**10**

**JANE NWABARA**

G • 5-10 • Gr.  
Carlson, Calif.  
Pepperdine

Points • 5.6  
FG% • 50.0  
3PPFG% • 34.6  
Boards • 2.5  
Assists • 1.1  
Ast/TO • 1.5



**11**

**JORDYN OLIVER**

G • 5-10 • Gr.  
Prosper, Texas  
Duke • Baylor

Points • 4.1  
FG% • 45.6  
FT% • 88.9  
Boards • 5.7  
Assists • 4.1  
Ast/TO • 3.0



**12**

**KHAMIL PIERRE**

F • 6-2 • So.  
Phoenix, Ariz.  
Perry HS

Points • 22.1  
FG% • 56.5  
FT% • 66.2  
Boards • 10.4  
Assists • 2.1  
Steals • 3.4



**23**

**IYANA MOORE**

G • 5-8 • Sr.  
Milwaukee, Wis.  
Blackman HS

Points • 12.8  
FG% • 36.5  
FT% • 80.0  
3PPFG% • 35.2  
3PPFG PG • 2.5  
Assists • 2.8



# ROSTER BREAKDOWN

## CLASS

**GRADUATE (3):** Leilani Kapinus, Jane Nwaba, Jordyn Oliver

**SENIOR (2):** Iyana Moore, Sacha Washington

**JUNIOR (2):** Jada Brown, Justine Pissott

**SOPHOMORE (4):** Madison Greene, Aga Makurat, Aiyana Mitchell, Khamil Pierre

**FRESHMAN (2):** Mikayla Blakes, Trinity Wilson, Monique Williams\*

## POSITION

**FORWARD (6):** Aiyana Mitchell, Jane Nwaba, Khamil Pierre, Justine Pissott, Sacha Washington, Trinity Wilson, Monique Williams\*

**GUARD (8):** Mikayla Blakes, Jada Brown, Madison Greene, Leilani Kapinus, Aga Makurat, Iyana Moore, Jordyn Oliver, Justine Pissott

## HOME STATE/COUNTRY

**NEW JERSEY (2):** Mikayla Blakes, Justine Pissott

**WISCONSIN (2):** Leilani Kapinus, Iyana Moore

**CALIFORNIA (1):** Jane Nwaba

**GEORGIA (1):** Sacha Washington

**ARIZONA (1):** Khamil Pierre

**ARKANSAS (1):** Jada Brown

**AUSTRALIA (1):** Monique Williams\*

**COLORADO (1):** Aiyana Mitchell

**MINNESOTA (1):** Trinity Wilson

**OHIO (1):** Madison Greene

**POLAND (1):** Aga Makurat

**TEXAS (1):** Jordyn Oliver

\*Early enrollee, will begin collegiate career in '25-26

## COACHES & STAFF

**HEAD COACH:** SHEA RALPH • 4TH SEASON

**ASSOCIATE HEAD COACH:** TOM GARRICK • 4TH SEASON

**ASSISTANT COACH:** ASHLEY EARLEY • 4TH SEASON

**ASSISTANT COACH:** KEVIN DEMILLE • 4TH SEASON

**AST. COACH/AST. DIR. OF OPS:** ERIC MUNDINGER • 3RD SEASON

**CHIEF OF STAFF/EXECUTIVE DIR. OF OPS:** CHRIS BRANN • 4TH SEASON

**DIR. OF INTERNAL OPS/ON-CAMPUS RECRUITING COORD:** KOKO NELSON • 4TH SEASON

**DIR. OF STRENGTH & CONDITIONING:** JENA READY • 1ST SEASON

**SENIOR ASSO. ATHLETIC TRAINER:** ALLISON SHEPHERD • 4TH SEASON

**DIR. OF CREATIVE CONTENT:** LEAH DUSTERHOFT • 4TH SEASON

**DIR. OF SPECIAL PROJECTS & ATHLETIC CULTURE:** YVONNE HAWKINS • 1ST SEASON

**DIR. OF PLAYER ENGAGEMENT & INFLUENCE:** AUDREY MONTGOMERY • 1ST SEASON

**VIDEO COORDINATOR:** JT OREM • 1ST SEASON

**SPORTS INFORMATION DIRECTOR:** CHRIS CASKEY • 2ND SEASON



FRONT ROW (L-R) MADISON GREENE, LEILANI KAPINUS, JORDYN OLIVER, IYANA MOORE, JADA BROWN, MIKAYLA BLAKES  
BACK ROW (L-R) SACHA WASHINGTON, KHAMIL PIERRE, AGA MAKURAT, AIYANA MITCHELL, JUSTINE PISSOTT, TRINITY WILSON, JANE NWABA

## 2024-25 ROSTER

No.	Name	POS	HT	YR	EXP	Hometown (Previous School)
1	Mikayla Blakes	G	5-8	Fr.	HS	Somerset, N.J. (Rutgers Prep)
2	Jada Brown	G	5-8	Jr.	2V	Bentonville, Ark. (Bentonville HS)
4	Madison Greene	G	5-6	So.	1V	Columbus, Ohio (Pickerington Central HS)
5	Leilani Kapinus	G	5-10	Gr.	TR	Madison, Wis. (Penn State)
10	Jane Nwaba	F	5-10	Gr.	TR	Carson, Calif. (Pepperdine)
11	Jordyn Oliver	G	5-10	Gr.	1V	Prosper, Texas (Duke)
12	Khamil Pierre	F	6-2	So.	1V	Phoenix, Ariz. (Perry HS)
13	Justine Pissott	G/F	6-4	Jr.	1V	Toms River, N.J. (Tennessee)
14	Aiyana Mitchell	F	6-4	So.	1V	Colorado Springs, Colo. (Fountain-Fort Carson HS)
23	Iyana Moore	G	5-8	Sr.	2V	Milwaukee, Wis. (Blackman HS)
24	Aga Makurat	G	6-2	So.	1V	Sierakowice, Poland (Sopocka Akademia Tenisowa)
30	Trinity Wilson	F	6-3	Fr.	HS	Lakeville, Minn. (Lakeville North HS)
35	Sacha Washington	F	6-2	Sr.	3V	Lawrenceville, Ga. (Collins Hill HS)
--	Monique Williams*	F	6-3	Fr.	HS	Perth, Australia (Willeton Senior HS)

\*Early enrollee, will begin collegiate career in '25-26

## COACHING STAFF

**HEAD COACH:** Shea Ralph - 4th Season - UConn '01

**ASSOCIATE HEAD COACH:** Tom Garrick - 4th Season - Rhode Island '88

**ASSISTANT COACH:** Ashley Earley - 4th Season - Vanderbilt '05

**ASSISTANT COACH:** Kevin DeMille - 4th Season - UConn '13

**ASSISTANT COACH/AST. DIRECTOR OF OPERATIONS:** Eric Munding - 3rd Season - Memphis '20

## PRONUNCIATION

**JADA BROWN:** (Jay-Duh)

**LEILANI KAPINUS:** (LAY-lawn-EE, Cap-n-IS)

**AGA MAKURAT:** (Ah-gah, Mock-ew-Rah)

**AIYANA MITCHELL:** (Eye-on-Uh)

**IYANA MOORE:** (Eye-on-Uh)

**JANE NWABA:** (Wah-Buh)

**KHAMIL PIERRE:** (KAH-Meel, Pea-Air)

**JUSTINE PISSOTT:** (Jus-TEEN, Pih-SOT)

**SACHA WASHINGTON:** (Sah-SHUH)

**MONIQUE WILLIAMS:** (Moh-NEEK)

## SEC STANDINGS (AS OF JAN. 11, 2025)

Team	SEC	Record	Streak
6/4 LSU	3-0	18-0	W-18
5/6 Texas	3-0	16-1	W-9
2/2 South Carolina	3-0	15-1	W-10
15/16 Kentucky	3-0	14-1	W-7
18/19 Alabama	2-1	15-2	L-1
Ole Miss (RV/RV)	2-1	11-4	W-1
16/15 Tennessee	1-2	13-2	L-2
<b>Vanderbilt (RV/RV)</b>	<b>1-2</b>	<b>14-3</b>	<b>L-2</b>
Mississippi State (RV/--)	1-2	14-3	W-1
10/11 Oklahoma	1-2	13-3	L-1
Florida	1-2	10-7	L-1
Texas A&M	1-2	8-7	L-1
Georgia	1-2	9-8	W-1
Arkansas	1-2	8-10	L-3
Missouri	0-3	11-7	L-3
Auburn	0-3	9-7	L-4

## POLLS

### Associated Press Top 25 as of Jan. 6

- |                    |                      |
|--------------------|----------------------|
| 1) UCLA (30)       | 14) Duke             |
| 2) South Carolina* | 15) Kentucky*        |
| 3) Notre Dame (2)  | 16) Tennessee*       |
| 4) Southern Cal    | 17) West Virginia    |
| 5) Texas*          | 18) Alabama*         |
| 6) LSU*            | 19) North Carolina   |
| 7) UConn           | 20) Michigan State*  |
| 8) Maryland        | 21) NC State         |
| 9) Ohio State      | 22) Utah             |
| 10) Oklahoma*      | 22) Iowa             |
| 11) TCU            | 24) California       |
| 12) Kansas State   | 25) Michigan         |
| 13) Georgia Tech   | *Vanderbilt Opponent |

Received Votes: Vanderbilt, Florida State, Ole Miss\*, Harvard, Minnesota, Oklahoma State, Washington, Mississippi State\*

### USA Today/WBCA Coaches Top 25 as of Jan. 7

- |                    |                      |
|--------------------|----------------------|
| 1) UCLA (31)       | 14) Duke             |
| 2) South Carolina* | 15) Tennessee*       |
| 3) Notre Dame      | 16) Kentucky*        |
| 4) LSU*            | 17) West Virginia    |
| 5) Southern Cal    | 18) North Carolina   |
| 6) Texas*          | T-19) NC State       |
| 7) Maryland        | T-19) Alabama*       |
| 8) UConn           | 21) Michigan State*  |
| 9) Ohio State      | 22) Utah             |
| 10) Kansas State   | 23) Iowa             |
| 11) Oklahoma*      | 24) Florida State    |
| 12) TCU            | 25) California       |
| 13) Georgia Tech   | *Vanderbilt Opponent |

Received Votes: Baylor, Ole Miss\*, Vanderbilt, Minnesota, Michigan, Saint Joseph's, South Dakota St., Harvard, Creighton, Seton Hall, Nebraska, George Mason, FGCU



## DORES NOTES

### GAME COVERAGE

Monday's contest at No. 6/4 LSU airs live on SEC Network via the Watch ESPN app, with Courtney Lyle and Carolyn Peck calling the action. Fans can listen to Jake Lyman locally on 94.9 The Fan and the Vanderbilt Commodores app outside of Nashville. Fans can also follow along via live stats.

### NET RANKING

Vanderbilt enters the weekend holding a NET ranking of 22. The Commodores came in at No. 7 in the first NET ranking of the 2024-25 season, the highest NET ranking in program history. The NET is an evaluation tool the NCAA Tournament Selection Committee uses to determine seeding and at-large bids.

### RECEIVING VOTES

The Dores earned 18 votes in this week's Associate Press Top 25 Poll and 16 votes in the USA Today/WBCA Coaches Poll. It marks the sixth-straight week that Vanderbilt has been featured in both major college women's basketball polls.

### MOORE MOVING UP

Senior Iyana Moore is moving up rapidly on Vanderbilt's 1,000-point and all-time 3-pointers made list. The guard comes into Monday in a tie for ninth on Vandy's all-time 3-point made field goal list with 173, matching Paige Redman's (1996-99) total. She is seven trifectas away from moving past Michelle Palmisano (179; 1995-97) for eighth in school history.

Additionally, Moore's 1,118 career points rank 29th all-time in Commodore women's basketball history. She is 15 points away from moving into 28th, which is currently occupied by Jence Rhoads (1,132; 2008-11) and 17 points shy from passing Jillian Danker (1,134; 1999-02) for 27th on the list.

### BLAKES LEADING THE FRESHMEN

First-year guard Mikayla Blakes is making an early case for national freshman of the year consideration. The 5-8 guard leads all NCAA Division I freshmen in scoring (20.5 ppg), points scored (348), steals (45), and field goals made (122). She was also the first freshman in NCAA Division I to hit the 100-, 200-, and 300-point marks this season.

Additionally, the guard ranks inside the top 10 among all freshmen in 11 different categories. Blakes is the only player to rank in the top 10 freshmen nationally in points scored (1st; 348), steals (1st; 45), 3-point field goals made (4th; 39), and assists (8th; 56).

The Somerset, New Jersey, native has won SEC Freshman of the Week three times. Blakes and Georgia Tech's Dani Carnegie are the only Power 4 players to win their conference's weekly freshman award three or more times this season.

### KHAMIL AMONG THE NATION'S BEST

Sophomore Khamil Pierre enters the weekend ranked second all in NCAA Division I in double-doubles with 11 and field goals made with 153.

The 6-2 forward ranks in the top 10 nationally in six categories. She is the only NCAA Division I player to rank in the top 10 in scoring (8th; 22.1) and steals per game (8th; 3.38).

### DOUBLE-DOUBLE MACHINE

Khamil Pierre is second in NCAA Division I with 11 double-doubles entering the week. She is one of seven players nationally to collect 10 or more double-doubles during the 2024-25 season.

Pierre's 11 double-doubles are the second-most in a single-season in program history. The school record is 14 double-doubles collected by current assistant coach Ashley Earley in the 2004-05 season.

### KHAMIL'S PUTTING UP ELITE NUMBERS

Sophomore Khamil Pierre is the only NCAA Division I players to average over 22.0 points and 10.0 rebounds this season. The 6-2 forward is putting up a team-best 22.1 points per game and 10.4 rebounds per contest.

Pierre currently leads the SEC in field goals made (153) and steals (54). She ranks in the top two in the conference in double-doubles (2nd; 11), rebounds per game (2nd; 10.4), steals per game (2nd, 3.38), and points per game (3rd; 22.1).

### LENDING A HAND

The Commodores rank 18th nationally in assists per game at 18.3. Vanderbilt handed out a season-best 30 assists against Alabama A&M on Dec. 29. The Dores have dished out 20 or more assists in seven games this season.

The Dores are also 13th in the NCAA in assist/turnover ratio at 1.37, which is third-best in the SEC. Graduate Jordyn Oliver is 12th in the nation in assist/turnover ratio at 3.00, while her 4.1 assists per game ranks seventh in the SEC.

## VANDERBILT WBB QUICK FACTS

HOME ARENA: MEMORIAL GYMNASIUM (14,316)  
2023-24 RECORD: 23-10  
2023-24 SEC RECORD: 9-7  
POSTSEASON: 1-1 (NCAA FIRST ROUND)  
LETTERWINNERS RETURNING/LOST: 9/4  
STARTERS RETURNING/LOST: 5/1  
NEWCOMERS: 4

## THE UNIVERSITY

LOCATION: NASHVILLE, TENN.  
AFFILIATION: NCAA DIVISION I  
CONFERENCE: SOUTHEASTERN (SEC)  
MASCOT: COMMODORES  
COLORS: BLACK & GOLD  
CHANCELLOR: DANIEL DIERMEIER  
DIRECTOR OF ATHLETICS: CANDICE STOREY LEE  
FACULTY ATHLETICS REP: TRACE WILGUS

## PROGRAM HISTORY

ALL-TIME RECORD: 899-547 (.622)  
ALL-TIME SEC RECORD: 265-273 (.493)  
ALL-TIME SEC TOURNAMENT RECORD: 49-38 (.563)  
SEC TOURNAMENT TITLES: 6 ('93, '95, '02, '04, '07, '09)  
NCAA TOURNAMENT APPEARANCES: 28  
NCAA TOURNAMENT RECORD: 40-28 (.588)  
LAST NCAA TOURNAMENT APPEARANCE: 2024  
LAST POSTSEASON APPEARANCE: 2024 (NCAA)

## SOCIAL MEDIA

FACEBOOK: /VANDYWBB  
INSTAGRAM: @VANDYWBB  
X/TWITTER: @VANDYWBB  
WEBSITE: VUCOMMODORES.COM

## ATHLETIC COMMUNICATIONS

VANDERBILT WOMEN'S BASKETBALL SID: CHRIS CASKEY, 2ND SEASON  
EMAIL: CHRIS.CASKEY@VANDERBILT.EDU  
PHONE NUMBER: 606-207-7481  
ASSOCIATE ATHLETIC DIRECTOR: BRIAN FREMUND



**WOMEN'S  
BASKETBALL**





# 12 KHAMIL PIERRE

@khamil.Pierre  
@KhamilPierre

ALL-AMERICAN CANDIDATE & WOODEN AWARD MIDSEASON TOP 25

## BY THE NUMBERS

42

SCORED **42 POINTS** TO SET VANDERBILT'S SINGLE-GAME SCORING RECORD VS. EVANSVILLE • DEC. 14

25

IS **1 OF 25 PLAYERS** NAMED TO THE JOHN R. WOODEN AWARD MIDSEASON WATCH LIST

19

CURRENTLY RIDING AN **19-GAME** DOUBLE-DIGIT SCORING STREAK LONGEST BY A DORE SINCE 2013-14

11

RANKS **2ND** IN NCAA WITH **11 DOUBLE-DOUBLES** SECOND-MOST IN A SEASON BY A DORE SINCE 1999-00

9

SCORED **20-PLUS POINTS** IN **9 GAMES** THIS SEASON HAD ONE CAREER GAME WITH 20-PLUS POINTS ENTERING 2024-25 SEASON

6

RANKS IN THE TOP 10 IN NCAA IN **6 CATAGORIES**  
Double-Doubles (2nd; 11) • FG Made (2nd; 153)  
Steals (6th; 54) • Steals Per Game (8th; 3.38)  
Pts Per Game (8th; 22.1) • Pts Scored (8th; 353)

2

NAMED SEC PLAYER OF THE WEEK **2 TIMES** THIS SEASON  
1-OF-2 PLAYERS TO WIN THE AWARD TWICE

1

**ONLY PLAYER** IN NCAA TO AVERAGE OVER **22.0 PTS** AND **10.0 REB** PER GAME AND BE IN THE TOP 10 NATIONALLY IN POINTS AND STEALS



# 1 MIKAYLA BLAKES

@mikaylablakes  
@mikaylablakes  
@mikaylablakes

NATIONAL FRESHMAN OF THE YEAR CANDIDATE

## BY THE NUMBERS

**36** SCORED 36 POINTS TO SET VANDERBILT'S FRESHMAN SINGLE-GAME SCORING RECORD THE MOST POINTS SCORED BY A FRESHMAN IN NCAA DIVISION I THIS SEASON

**20.5** LEADS ALL NCAA DIVISION FRESHMEN IN SCORING AT 20.5 POINTS PER GAME

**13** BEGAN HER VANDY CAREER ON A 13-GAME DOUBLE-DIGIT SCORING STREAK LONGEST SCORING STREAK BY A DORE TO OPEN THEIR CAREER SINCE 1999-00

**11** RANKS IN THE TOP 10 AMONG NCAA FRESHMEN IN 11 CATAGORIES  
Scoring (1st; 20.5) • Points Scored (1st; 348)  
Steals (1st; 45) • FG Made (1st; 122)  
Steals/Game (2nd; 2.65) • FT Made (2nd; 65)  
3-Pt FG Made (4th; 39) • FT Percentage (4th; 84.4%)  
FG Percentage (6th; 45.5%) • Assists (8th; 56)  
Assist/Turnover Ratio (8th; 1.37)

**10** SCORED 20-PLUS POINTS IN 10 GAMES THIS SEASON MOST BY AN NCAA FRESHMAN IN 2024-25

**3** NAMED SEC FRESHMAN OF THE WEEK 3 TIMES THIS SEASON  
1-OF-2 POWER 4 PLAYERS TO THEIR CONFERENCE'S FRESHMAN OF THE WEEK AWARD THREE OR MORE TIMES

**1** ONLY PLAYER TO RANK IN THE TOP 10 AMONG FRESHMEN NATIONALLY IN POINTS SCORED, ASSISTS, STEALS, AND 3-POINTERS MADE



## TV/RADIO ROSTER



**1 Mikayla Blakes**  
G // 5-8 // Fr.  
Somerset, N.J.  
Rutgers Prep HS



**2 Jada Brown**  
G // 5-8 // Jr.  
Bentonville, Ark.  
Bentonville HS



**4 Madison Greene**  
G // 5-6 // So.  
Columbus, Ohio  
Pickerington Central HS



**5 Leilani Kapinus**  
G // 5-10 // Gr.  
Madison, Wis.  
Penn State  
James Madison Memorial HS



**10 Jane Nwaba**  
F // 5-10 // Gr.  
Carson, Calif.  
Pepperdine  
Palisades Charter HS



**11 Jordyn Oliver**  
G // 5-10 // Gr.  
Prosper, Texas  
Duke // Baylor  
Prosper HS



**12 Khamil Pierre**  
F // 6-2 // So.  
Phoenix, Ariz.  
Perry HS



**13 Justine Pissott**  
G/F // 6-4 // Jr.  
Toms River, N.J.  
Tennessee  
Red Bank Catholic HS



**14 Aiyana Mitchell**  
F // 6-4 // So.  
Colorado Springs, Colo.  
Fountain-Fort Carson HS



**23 Iyana Moore**  
G // 5-8 // Sr.  
Milwaukee, Wis.  
Blackman HS




**24 Aga Makurat**  
G // 6-2 // So.  
Sierakowice, Poland  
Sopocka Akademia  
Tenisowa



**30 Trinity Wilson**  
F // 6-3 // Fr.  
Lakeville, Minn.  
Lakeville North HS



**35 Sacha Washington**  
F // 6-2 // Sr.  
Lawrenceville, Ga.  
Lawrenceville HS



**— Monique Williams**  
F // 6-3 // Fr.  
Perth, Australia  
Willeton Senior HS

## COACHING STAFF




**Shea Ralph**  
Head Coach  
4th Season




**Tom Garrick**  
Associate  
Head Coach  
4th Season



**Ashley Earley**  
Assistant Coach  
4th Season



**Kevin DeMille**  
Assistant Coach  
4th Season



**Eric Munding**  
Assistant Coach  
3rd Season



# PLAYER QUICK NOTES



## 1 • MIKAYLA BLAKES

G • 5-8 • Fr. • Somerset, N.J. (Rutgers Prep HS)  
Undeclared

	GP-GS	MIN/G	FG%	3FG%	FT%	R/G	A/G	STL	BLK	PTS/G
24-25	17-17	28.8	45.5	31.2	84.4	2.9	3.3	2.6	0.3	20.5
CAREER	17-17	28.8	45.5	31.2	84.4	2.9	3.3	2.6	0.3	20.5

- 3x SEC Freshman of the Week - 11.19/11.26/12.10
- Only NCAA Frosh to Avg. over 20.0 ppg at 20.5 ppg
- Leads all NCAA Freshmen in Scoring, Steals, & 3P FGM
- Her 36 pts vs. Georgia set the Vandy freshman for most points in a game
- Scored 20-plus points in 10 games this season

### TOP GAMES

24-25 SEASON	CAREER
PTS 36, Georgia (01/02/25)	PTS 36, Georgia (01/02/25)
REB 5 (3x), Last: at Ole Miss (01/09/25)	REB 5 (3x), Last: at Ole Miss (01/09/25)
AST 8, Hampton (11/20/24)	AST 8, Hampton (11/20/24)



## 2 • JADA BROWN

G • 5-8 • Jr. • Bentonville, Ark. (Bentonville HS)  
Human & Organizational Development • (Jay-Duh)

	GP-GS	MIN/G	FG%	3FG%	FT%	R/G	A/G	STL	BLK	PTS/G
24-25	10-0	6.0	55.6	50.0	75.0	1.1	0.5	0.6	0.0	1.5
CAREER	59-22	14.0	29.1	28.8	79.2	0.9	0.6	0.4	0.0	2.7

- Scored a season-high 6 pts vs. West Georgia
- Two-time SEC Winter Academic Honor Roll
- Made 22 career starts, all in '22-23
- Scored career-high 12 points vs. No. 13/11 NC State (11/24/22)

### TOP GAMES

24-25 SEASON	CAREER
PTS 6, West Georgia (12/21/24)	PTS 12, vs. NC State (11/24/22)
REB 2 (4x), Last: West Ga. (12/21/24)	REB 4 (4x), Last: Radford (12/31/22)
AST 2, Alabama A&M (12/29/24)	AST 5, Tarleton State (11/15/22)



## 4 • MADISON GREENE

G • 5-6 • So. • Columbus, Ohio (Pickerington Central HS)  
Medicine, Health & Society

	GP-GS	MIN/G	FG%	3FG%	FT%	R/G	A/G	STL	BLK	PTS/G
24-25	17-4	23.3	43.6	33.3	88.4	2.9	1.9	1.5	0.1	9.1
CAREER	28-4	21.9	43.2	34.3	85.7	2.3	1.6	1.5	0.0	8.2

- Scored a career-high 25 pts at Dayton
- Leads the team in points off the bench at 9.4 ppg
- Made her first career start at South Fla. (11/14) and scored 15 points with a career-best 5 3-pt FG
- Scored double-digit pts off the bench in seven games this season

### TOP GAMES

24-25 SEASON	CAREER
PTS 25, at Dayton (12/19/24)	PTS 25, at Dayton (12/19/24)
REB 6, Alabama A&M (12/29/24)	REB 6, Alabama A&M (12/29/24)
AST 6, Samford (11/22/24)	AST 6, Samford (11/22/24)



## 5 • LEILANI KAPINUS

G • 5-10 • Gr. • Madison, Wis. (Penn State)  
Human Development Studies • (LAY-lawn-EE, Cap-N-IS)

	GP-GS	MIN/G	FG%	3FG%	FT%	R/G	A/G	STL	BLK	PTS/G
24-25	16-0	18.3	43.9	25.0	70.0	3.4	1.9	1.6	0.5	4.8
CAREER	111-94	26.0	48.0	27.7	66.2	6.0	2.2	2.3	1.1	10.0

- Recorded two double-doubles on the year
- Made her Vanderbilt debut on Nov. 8 vs. Austin Peay
- Two-Time All-Big Ten HM & Defensive Team ('23, '24)
- Her 228 steals at Penn State ranks 11th in school history
- Scored 1,106 pts in 111 collegiate games

### TOP GAMES

24-25 SEASON	CAREER
PTS 11, Samford (11/22/24)	PTS 25, vs. Saint Francis (12/17/23)
REB 11, Evansville (12/14/24)	REB 15, vs. George Mason (3/21/24)
AST 6, Samford (11/22/24)	AST 6 (2x), Last: Samford (11/22/24)



## 10 • JANE NWABA

G • 5-10 • Gr. • Carlson, Calif. (Pepperdine)  
Medicine, Health & Society • (Wah-BUH)

	GP-GS	MIN/G	FG%	3FG%	FT%	R/G	A/G	STL	BLK	PTS/G
24-25	17-15	16.1	50.0	34.6	85.0	2.5	1.1	0.7	0.4	5.6
CAREER	122-79	23.1	42.4	25.0	61.8	4.9	1.7	0.9	0.4	7.2

- Scored a season-high 12 pts vs. App State (Dec. 1)
- All-WCC Honorable Mention ('24)
- Collected 11 career double-doubles, with nine coming during '23-24
- Averaged 10.0 pts, 6.9 reb, 2.6 ast, & 1.1 stl over her final two seasons at Pepperdine

### TOP GAMES

24-25 SEASON	CAREER
PTS 12, Appalachian St. (12/1/24)	PTS 22, San Francisco (2/1/24)
REB 6, Lipscomb (11/4/24)	REB 12 (3x), Last: at LMU (1/27/24)
AST 3, Lipscomb (11/4/24)	AST 8, at San Francisco (1/11/24)



## 11 • JORDYN OLIVER

G • 5-10 • Gr. • Carlson, Calif. (Baylor • Duke)  
Leadership & Organizational Performance

	GP-GS	MIN/G	FG%	3FG%	FT%	R/G	A/G	STL	BLK	PTS/G
24-25	17-17	29.1	45.6	0.0	88.9	5.7	4.1	1.4	0.5	4.1
CAREER	130-60	18.6	49.8	23.1	52.0	3.6	2.5	0.9	0.3	4.1

- Dished out 3-plus ast in 12 of her last 15 games
- Appeared in 130 collegiate games with 60 starts
- One of two players to start in all 17 games - M. Blakes
- Played 2 seasons at Baylor then 1 year at Duke
- Her 11-ast, 10 reb double-double vs. Georgia is the 1st Vandy double-double w/ ast & reb since 1999-00

### TOP GAMES

24-25 SEASON	CAREER
PTS 10, vs. Michigan State (11/27/24)	PTS 15 (2x), Last: WKU (11/15/23)
REB 10, Georgia (01/02/25)	REB 11 (2x), Last: vs. UNI (11/25/23)
AST 11, Georgia (01/02/25)	AST 11, Georgia (01/02/25)



## 12 • KHAMIL PIERRE

F • 6-2 • So. • Phoenix, Ariz. (Perry HS)  
Undeclared • (KAH-Meel, Pea-Air)

	GP-GS	MIN/G	FG%	3FG%	FT%	R/G	A/G	STL	BLK	PTS/G
24-25	16-16	28.3	56.5	0.0	66.2	10.4	2.1	3.4	0.3	22.1
CAREER	49-27	22.2	49.3	14.3	66.5	7.0	1.1	1.8	0.4	13.2

- Wooden Award Midseason Top 25 Watch List
- 2x SEC Player of the Week - Nov. 26, Dec. 17
- Scored a school-record 42 pts vs. Evansville (Dec. 14)
- Only NCAA D-I player to average at over 22.0 ppg and 10.0 rpg this season
- Leads the team in scoring at 22.1 ppg

### TOP GAMES

24-25 SEASON	CAREER
PTS 42, Evansville (12/14/24)	PTS 42, Evansville (12/14/24)
REB 18, Evansville (12/14/24)	REB 18, Evansville (12/14/24)
AST 5 (2x), Last: UK (01/05/25)	AST 5 (2x), Last: UK (01/05/25)



## 13 • JUSTINE PISSOTT

G/F • 6-4 • Jr. • Toms River, N.J. (Tennessee)  
Human & Organizational Development • (Pih-SOT)

	GP-GS	MIN/G	FG%	3FG%	FT%	R/G	A/G	STL	BLK	PTS/G
24-25	10-0	8.2	32.1	27.8	50.0	2.2	0.3	0.3	0.0	2.5
CAREER	70-28	13.9	34.8	33.7	72.7	1.7	0.5	0.2	0.3	4.3

- Collected a season-best 7 reb. vs. App State
- Made season debut vs. Butler (Nov. 17)
- Appeared in 43 games and made 28 starts in her first season at Vanderbilt in '23-24
- Played her freshman season at Tennessee

### TOP GAMES

24-25 SEASON	CAREER
PTS 6, Samford (11/22/24)	PTS 17, Dayton (12/20/23)
REB 7, Appalachian St. (12/1/24)	REB 7, Appalachian St. (12/1/24)
AST 1 (3x), Last: West Ga. (12/21/24)	AST 4 (2x), Last: at UT Martin (11/9/23)



## 14 • AIYANA MITCHELL

F • 6-4 • So. • Colorado Springs, Colo. (Fountain-Carson HS)  
Undeclared • (EYE-ON-UH)

	GP-GS	MIN/G	FG%	3FG%	FT%	R/G	A/G	STL	BLK	PTS/G
24-25	17-1	12.0	61.4	0.0	62.1	3.4	0.3	0.6	0.5	5.2
CAREER	32-1	8.2	60.3	0.0	60.6	2.1	0.2	0.3	0.4	3.2

- Averaging 5.2 ppg and 3.4 rpg in 16 games in '24-25
- Made her first career start vs. App State (Dec. 1)
- Pulled down a career-high 6 reb. vs. Mich. State & App State
- Scored career-high 10 pts twice this season

### TOP GAMES

24-25 SEASON	CAREER
PTS 10 (2x), Last: App St. (12/1/24)	PTS 10 (2x), Last: App St. (12/1/24)
REB 6 (2x), Last: App St. (12/1/24)	REB 6 (2x), Last: App St. (12/1/24)
AST 2, West Georgia (12/21/24)	AST 2, West Georgia (12/21/24)



## 23 • IYANA MOORE

G • 5-8 • Sr. • Milwaukee, Wis. (Blackman HS)  
Human & Organizational Development • (EYE-ON-UH)

	GP-GS	MIN/G	FG%	3FG%	FT%	R/G	A/G	STL	BLK	PTS/G
24-25	16-15	30.2	36.5	35.2	80.0	2.9	2.8	0.8	0.3	12.8
CAREER	84-65	32.2	37.4	35.8	81.5	3.1	2.7	1.3	0.2	13.3

- Third on the team in scoring at 12.8 ppg
- Her 1,118 pts ranks 29th in school history
- Scored her 1,000th career pt vs. App State
- Her 173 career 3P FGM ranks 9th at Vandy
- On a 10-game double-digit scoring streak

### TOP GAMES

24-25 SEASON	CAREER
PTS 17 (2x), Last: UK (01/05/25)	PTS 37, at Kentucky (1/11/24)
REB 6 (2x), Last: Samford (11/22/24)	REB 9, at Missouri (2/29/24)
AST 7 (2x), Last: AAMU (12/29/24)	AST 8, at Kentucky (1/11/24)



## PLAYER QUICK NOTES



### 24 • AGA MAKURAT

G • 6-2 • So. • Sierakowice, Poland (Sopocka Akademia Tenisowa)  
Human & Organizational Development • (AH-Gah MOCK-ew-RAH)

	GP-GS	MIN/G	FG%	3FG%	FT%	R/G	A/G	STL	BLK	PTS/G
24-25	10-0	12.9	29.2	24.3	1.000	2.7	0.9	0.3	0.5	3.8
CAREER	43-3	13.9	32.8	29.9	80.0	1.8	0.7	0.3	0.4	3.9

- Scored a season-high 10 pts vs. App State
- Appeared in 43 games and made three starts at Vanderbilt
- Shot 32.2% from behind the arc in '23-24
- Led the Commodores in scoring twice in '23-24

#### TOP GAMES

24-25 SEASON	CAREER
PTS 10, Appalachian St. (12/1/24)	PTS 18 (2x), Last: at South Carolina (1/28/24)
REB 5 (2x), Last: West Ga. (12/21/24)	REB 7, at South Carolina (1/28/24)
AST 3, Appalachian St. (12/1/24)	AST 3 (3x), Last: App State (12/1/24)



### 30 • TRINITY WILSON

F • 6-3 • Fr. • Lakeville, Minn. (Lakeville North HS)  
Undeclared

	GP-GS	MIN/G	FG%	3FG%	FT%	R/G	A/G	STL	BLK	PTS/G
24-25	9-0	5.0	38.1	---	33.3	1.6	0.6	0.0	0.2	1.9
CAREER	9-0	5.0	38.1	---	33.3	1.6	0.6	0.0	0.2	1.9

- Scored career-best 6 pts vs. West Ga. on 12.21
- Pulled down 5 reb and scored 2 pts in her debut vs. Lipscomb (11/4/24)
- Ranked the fifth-best player in Minnesota according to PrepGirlsHoops.com
- Collected over 1,000 pts and 1,000 reb during her prep career

#### TOP GAMES

24-25 SEASON	CAREER
PTS 6, West Georgia (12/21/24)	PTS 6, West Georgia (12/21/24)
REB 5 (2x), Last: APSU (11/8/24)	REB 5 (2x), Last: APSU (11/8/24)
AST 1 (5x), Last: AAU (12/29/24)	AST 1 (4x), Last: West Ga. (12/21/24)



### 35 • SACHA WASHINGTON

F • 6-2 • Sr. • Lawrenceville, Ga. (Collins Hill HS)  
Human & Organizational Development • (Sah-SHUH)

	GP-GS	MIN/G	FG%	3FG%	FT%	R/G	A/G	STL	BLK	PTS/G
24-25	---	---	---	---	---	---	---	---	---	---
CAREER	99-72	24.9	.487	.000	.639	7.3	1.1	1.0	1.1	10.2

- Redshirting during the '24-25
- Cheryl Miller Award Preseason Watchlist
- Appeared in 99 games and made 72 starts in three seasons at Vanderbilt
- Led the team with 8 double-doubles in '23-24
- Led Vandy with 7.9 rpg in '23-24

#### TOP GAMES

24-25 SEASON	CAREER
PTS --	PTS 33, vs. La. Tech (12/03/22)
REB --	REB 17, Fairfield (11/12/23)
AST --	AST 7, Fairfield (11/12/23)



### -- • MONIQUE WILLIAMS

F • 6-3 • Fr. • Perth, Australia (Wilton Senior HS)  
Undeclared • (Moh-NEEK)

	GP-GS	MIN/G	FG%	3FG%	FT%	R/G	A/G	STL	BLK	PTS/G
24-25	---	---	---	---	---	---	---	---	---	---
CAREER	---	---	---	---	---	---	---	---	---	---

- Enrolled after the 2024 Fall semester & will sit out for the rest of '24-25 then begin her Commodore career in '25-26 with four years of eligibility
- Helped Australia win Gold at the FIBA U18 Women's Asia Cup
- Averaged 7.0 pts & 4.0 reb in five games at the FIBA U18 Women's Asia Cup

#### TOP GAMES

24-25 SEASON	CAREER
PTS --	PTS --
REB --	REB --
AST --	AST --



### HC SHEA RALPH

Fourth Season • UConn '01  
7-Time NCAA National Champion • 2000 NCAA Tournament MOP

- 65-51 overall record through three seasons at Vanderbilt
- Guided Vanderbilt to its first NCAA Tournament bid since the 2014 NCAA Tournament in 2023-24 and posted the Dores' first NCAA Tournament victory since 2013
- Posted the largest win improvement from one season to next in school history during the 2023-24 season, as Vandy's 23 victories marked an 11-win improvement from 2022-23
- Guided Vandy to a school record six SEC road wins in '23-'24
- Five players have earned All-SEC honors under Ralph

#### RALPH COACHING CAREER AT VANDERBILT

SEASON	OVERALL	SEC	SEC FINISH	POSTSEASON
2021-22	16-19	4-12	T-12th	WNIT Sweet 16
2022-23	12-19	3-13	12th	--
2023-24	23-10	9-7	6th	NCAA 1st Rd
2024-25	14-3	1-2	--	--
<b>TOTAL</b>	<b>65-51</b>	<b>17-34</b>		<b>1 NCAA, 1 WNIT</b>

## DORE NOTES

### DYNAMIC DUO

Sophomore Khamil Pierre and freshman Mikayla Blakes are the only pair of teammates in all of NCAA Division I to average over 20.0 points per game. Pierre enters the weekend ranked eighth nationally at 22.1 points per contest, while Blakes' 20.5 points per contest is 17th in the nation and the highest scoring average by a freshman in NCAA Division I this season. Combined, Pierre and Blakes are averaging a combined 42.6 points per game this season.

### DORES SEEING DOUBLE

A total of nine Commodores have had at least one game scoring double-digit points this season. Sophomore Khamil Pierre and freshman Mikayla Blakes lead the way with 15 games each, while senior Iyana Moore has registered 12 games with double-digit points. Sophomore Madison Greene (8), graduates Leilani Kapinus (3), Jane Nwaba (2), and Jordyn Oliver (1), and sophomores Aga Makurat (1) and Aiyana Mitchell (1) round out the list.

### SCORING STREAKS

A pair of Dores enter Monday's contest on a double-digit scoring streak. Sophomore Khamil Pierre has registered 10-plus points in 19-straight games, while senior Iyana Moore has scored double figures in 10-consecutive contests.

Pierre's streak is the longest for a Commodore since 2013-14, tying her with Christina Foggie's 19-game streak. Pierre's 19-straight games with 10 or more points is the fourth-longest double-digit scoring streak by a Dore since 1999-00.

### BREAKING THE CENTURY MARK

Vanderbilt scored 100-plus points for the fifth time this season in the 108-82 win over Georgia on Jan. 2. The five games scoring 100 or more points this season ties the program record for the most in a season with the 1994-95 and 1985-86 teams.

Vandy previously registered a 102-50 win over Lipscomb in the season opener on Nov. 4 and on Nov. 22 in a 104-59 win over Samford. More recently, the Dores scored a 106-40 win over Evansville on Dec. 14 and a 108-82 win over Georgia.

The 108 points ties Vanderbilt's record for the most points scored in an SEC, as the Dores also hit the mark in a 108-44 victory vs. Mississippi State on Jan. 17, 1993. It is the most points Vandy has registered since the 109-40 win over Lipscomb on Dec. 20, 2006.

### WINNING BIG

Vanderbilt holds the 15th-best margin of victory in the nation coming into the weekend. The Commodores have been beating teams by an average of 26.1 points per game this season. Vandy has posted six wins of 45-plus points through the first 17 games of the 2024-25 season.







## DORE NOTES

### BRINGING THE DEFENSE

Vandy has been one of the best defensive teams in the nation through the two months of the season. The Commodores rank inside the top 20 in all of NCAA Division I in steals per game (10th; 13.1), turnover margin (8th; 9.71), turnovers forced per game (17th; 23.38).

Vanderbilt has forced teams into 20 or more turnovers in all but four games this season. Vandy's season-high 36 turnovers forced vs. Evansville on Dec. 14 is tied for the seventh-most in a game in program history.

### MITCH'S IMPROVEMENT

Sophomore Aiyana Mitchell made her first collegiate start on Dec. 1 against Appalachian State. The 6-4 forward matched her career highs in points (10) and rebound (6) in a career-best 20 minutes of action against the Mountaineers. Mitchell is averaging a career-best 5.2 points and 3.4 rebounds through 17 games this season.

### BLAKES' RECORD NIGHT

Mikayla Blakes' 36-point performance in the 108-82 win over Georgia in the 2025 SEC opener set Vanderbilt's record for most points scored by a freshman in a game. Blakes broke a program record that stood since 1981-82, the first season the NCAA sponsored women's basketball, when Barbara Brackman's 42 points against Tennessee on Feb. 26, 1982.

Blakes shot 45 percent from the floor and matched her career-high of five made 3-pointers in the win over the Lady Bulldogs. The Somerset, New Jersey, native dished out five assists and did not commit a turnover in 33 minutes of action during her SEC debut. The guard went 13-of-14 from the free throw line, as the 13 made charity tosses are the most by a Dore in a game this season. It was Blakes' ninth game with 20 or more points this season, which leads all NCAA freshmen and sets a record for the most 20-point games in a season by a Vandy freshman.

The 36 points are the most points scored by a freshman in the country this season and the most points scored by an NCAA Division I freshman since Audi Crooks' 40-point performance against Maryland in the 2024 NCAA Tournament. It is also the most points registered by an SEC frosh since Mikaylah Williams' 42 points vs. Kent State on Nov. 14, 2013.

## 2024-25 GAME-BY-GAME STARTERS

Team	G	G	G	F	F	Result
Lipscomb	Blakes	Moore	Nwaba	Oliver	Pierre	W, 102-50
Austin Peay	Blakes	Moore	Nwaba	Oliver	Pierre	W, 93-37
at South Florida	Blakes	Greene	Nwaba	Oliver	Pierre	W, 62-49
Butler	Blakes	Greene	Nwaba	Oliver	Pierre	W, 81-52
Hampton	Blakes	Moore	Nwaba	Oliver	Pierre	W, 94-46
Samford	Blakes	Moore	Nwaba	Oliver	Pierre	W, 104-59
vs. Arizona	Blakes	Greene	Moore	Oliver	Pierre	W, 71-60
vs. Michigan State	Blakes	Greene	Moore	Oliver	Pierre	L, 78-70
Appalachian State	Blakes	Moore	Nwaba	Oliver	Mitchell	W, 94-40
at Miami	Blakes	Moore	Nwaba	Oliver	Pierre	W, 88-70
Evansville	Blakes	Moore	Nwaba	Oliver	Pierre	W, 106-40
at Dayton	Blakes	Moore	Nwaba	Oliver	Pierre	W, 80-66
West Georgia	Blakes	Moore	Nwaba	Oliver	Pierre	W, 103-68
Alabama A&M	Blakes	Moore	Nwaba	Oliver	Pierre	W, 93-64
Georgia	Blakes	Moore	Nwaba	Oliver	Pierre	W, 108-82
Kentucky	Blakes	Moore	Nwaba	Oliver	Pierre	L, 78-96
at Ole Miss	Blakes	Moore	Nwaba	Oliver	Pierre	L, 59-87

### LINEUP RECORDS

Blakes/Moore/Nwaba/Oliver/Pierre	9-2
Blakes/Greene/Nwaba/Oliver/Pierre	2-0
Blakes/Moore/Nwaba/Oliver/Pierre	1-0
Blakes/Moore/Nwaba/Oliver/Mitchell	1-0
Blakes/Greene/Moore/Oliver/Pierre	1-1

## STAT SUPERLATIVES

### MOST GAMES PLAYED

130, JORDYN OLIVER\*

### MOST GAMES PLAYED AT VANDY

99, SACHA WASHINGTON

### MOST GAMES STARTED

94, LEILANI KAPINUS\*

### MOST GAMES STARTED AT VANDY

76, SACHA WASHINGTON

### MOST CONSECUTIVE GAMES PLAYED

36, JORDYN OLIVER

### MOST CONSECUTIVE GAMES STARTED

17, MIKAYLA BLAKES/JORDYN OLIVER

### GAMES W/ DOUBLE-DIGIT POINTS

	2024-25 CAREER	
KHAMIL PIERRE	16	30
MIKAYLA BLAKES	16	16
IYANA MOORE	13	57
MADISON GREENE	8	11
LEILANI KAPINUS*	3	62
JANE NWABA*	2	38
AIYANA MITCHELL	2	2
JORDYN OLIVER*	1	11
AGA MAKURAT	1	4
SACHA WASHINGTON	--	50
JUSTINE PISSOTT*	--	8
JADA BROWN	--	2

### GAMES W/ DOUBLE-DIGIT REBOUNDS

	2024-25 CAREER	
KHAMIL PIERRE	11	15
LEILANI KAPINUS*	2	16
JORDYN OLIVER*	1	4
SACHA WASHINGTON	--	27
JANE NWABA*	--	14

### DOUBLE-DOUBLES

	2024-25 CAREER	
KHAMIL PIERRE	11	15
LEILANI KAPINUS*	2	14
JORDYN OLIVER*	1	4
SACHA WASHINGTON	--	22
JANE NWABA*	--	11

### 20-PLUS POINT GAMES

	2024-25 CAREER	
MIKAYLA BLAKES	10	10
KHAMIL PIERRE	9	10
MADISON GREENE	1	1
IYANA MOORE	--	13
SACHA WASHINGTON	--	6
LEILANI KAPINUS*	--	6
JANE NWABA*	--	1

### 30-PLUS POINT GAMES

	2024-25 CAREER	
KHAMIL PIERRE	1	1
MIKAYLA BLAKES	1	1
IYANA MOORE	--	2
SACHA WASHINGTON	--	1

### 40-PLUS POINT GAMES

	2024-25 CAREER	
KHAMIL PIERRE	1	1

### CURRENT DOUBLE-DIGIT SCORING STREAK

19, KHAMIL PIERRE

### CONSECUTIVE GAMES W/ MADE 3-POINTER

13, IYANA MOORE

### CONSECUTIVE GAMES W/ AN ASSIST

17, MIKAYLA BLAKES

### CONSECUTIVE GAMES W/ A STEAL

6, MIKAYLA BLAKES

### CONSECUTIVE GAMES W/ A BLOCK

--

\* STARTED COLLEGIATE CAREER AT ANOTHER SCHOOL





## STATISTICAL RANKINGS

Statistic	RANKING (as of 01.11)		
	NCAA	SEC	Value
Assist/Turnover Ratio (353 ranked)	13	3	1.37
Assists Per Game (353 ranked)	18	3	18.3
Bench Points Per Game (353 ranked)	93	11	22.6
Blocks Per Game (353 ranked)	161	14	3.1
Field Goal Percentage (353 ranked)	32	8	46.3
Field Goal Percentage Defense (353 ranked)	209	14	40.5
Fouls Per Game (353 ranked)	63	3	14.9
Free Throw Attempts Per Game (353 ranked)	84	8	18.59
Free Throw Percentage (353 ranked)	36	3	76.6
Free Throws Made Per Game (353 ranked)	37	4	14.24
Rebound Margin (353 ranked)	42	9	7.3
Rebounds (Defensive) Per Game (353 ranked)	196	13	24.8
Rebounds (Offensive) Per Game (353 ranked)	6	3	17.2
Rebounds Per Game (349 ranked)	32	7	41.94
Scoring Defense (353 ranked)	130	10	61.4
Scoring Margin (349 ranked)	15	6	26.1
Scoring Offense (353 ranked)	8	5	87.4
Steals Per Game (353 ranked)	10	2	13.1
Three Point Attempts Per Game (353 ranked)	85	6	22.5
Three Point Percentage (353 ranked)	152	13	31.4
Three Point Percentage Defense (353 ranked)	145	12	29.7
Three Pointers Per Game (353 ranked)	116	7	7.1
Turnover Margin (353 ranked)	8	4	9.71
Turnovers Forced Per Game (353 ranked)	17	4	23.06
Turnovers Per Game (353 ranked)	34	5	13.4
Winning Percentage (351 ranked)	30	7	82.4

Individual	RANKING (as of 01.07)		
	NCAA	SEC	Value
<b>Mikayla Blakes</b>			
Assists/Turnover Ratio	191	17	1.37
Assists Per Game	227	16	3.3
Field Goal Attempts	11	4	268
Field Goal Percentage	155	17	45.5
Field Goals Made	13	6	122
Free Throw Attempts	71	5	77
Free Throw Percentage	72	6	84.4
Free Throw Made	52	5	65
Points Scored	9	4	348
Points Per Game	17	4	20.5
Steals	20	3	45
Steals Per Game	41	3	2.65
Three Point Attempts	8	2	125
Three Point Percentage	166	14	31.2
Three Pointers Made	45	5	39
Three Pointers Per Game	87	10	2.29

<b>Khamil Pierre</b>			
Double Doubles	2	2	11
Field Goal Attempts	10	3	271
Field Goal Percentage	29	4	56.5
Field Goals	2	1	153
Free Throw Attempts	101	9	71
Points Scored	8	3	353
Points Per Game	8	3	22.1
Rebounds	11	2	167
Offensive Rebounds Per Game	17	2	4.3
Rebounds Per Game	17	2	10.4
Steals	6	1	54
Steals Per Game	8	2	3.38

<b>Iyana Moore</b>			
Field Goal Attempt	145	15	192
Three Pointers Attempts	49	6	105
Three Point Percentage	166	14	31.2
Three Pointers Made	60	9	37
Three Pointers Per Game	81	8	2.31

<b>Jordyn Oliver</b>			
Assists/Turnover Ratio	12	3	3.00
Assists	65	7	69
Assists Per Game	113	7	4.1

## SEC PLAYER OF THE WEEK

Week	Player	Week	Player
11-12	Raegen Beers, Okla.	12-23	DeYona Gaston, Auburn
11-19	Talaysia Cooper, Tenn.		Aneesah Morrow, LSU
11-26	Khamil Pierre, Vandy	12-31	Aaliyah Nye, Alabama
12-03	Aneesha Morrow, LSU	01-07	Georgia Amooore, UK
	Payton Verhulst, Okla.		
12-10	Izzy Higginbottom, Ark.		
	Mikaylah Williams, Tenn.		
12-17	Khamil Pierre, Vandy		

## SEC FRESHMAN OF THE WEEK

Week	Player	Week	Player
11-12	Clara Silva, UK	12-17	Sira Thienou, Ole Miss
11-19	Mikayla Blakes, Vandy	12-23	Justice Carlton, Texas
11-26	Mikayla Blakes, Vandy	12-31	Miyah Verse, Georgia
	Sira Thienou, Ole Miss		Kaniya Boyd, Tenn.
12-03	Joyce Edwards, SC	01-07	Jordan Lee, Texas
	Justice Carlton, Texas		
12-10	Mikayla Blakes, Vandy		
	Syriah Daniels, Auburn		

## LEADERS & MISCELLANEOUS STATS

### Leading Scorer - Season

Khamil Pierre - 22.1 ppg

### Leader in FG% - Season

Khamil Pierre - 56.5% (153-271)

### Leader in FT% - Season

Mikayla Blakes - 84.4% (65-77)

### Leader in 3-PFG% - Season

Iyana Moore - 35.2% (37-105)

### Leader in 3-PFGM - Season

Mikayla Blakes - 39 3PFGM

### Leading Rebounder - Season

Khamil Pierre - 10.4 rpg

### Leader in Assists - Season

Jordyn Oliver - 4.1 apg

### Leader in Steals - Season

Khamil Pierre - 3.8 spg

### Leader in Blocks - Season

Leilani Kapinus - 0.5 bpg

### 20-Pt Scoring Games

Mikayla Blakes - 10

Khamil Pierre - 9

Madison Greene - 1

### 30-Pt Scoring Games

Mikayla Blakes - 1

### 40-Pt Scoring Games

Khamil Pierre - 1

### Ind. High Points - Game

42 pts - Khamil Pierre vs. Evansville (12/14/24)

### Ind. High Rebounds - Game

18 reb - Khamil Pierre vs. Evansville (12/14/24)

### Ind. High FTM - Game

13 FTM - Mikayla Blakes vs. Georgia (01/02/25)

### Ind. High 3-Pt FGM - Game

5 3PM - Madison Greene at South Florida (11/14/24)

3x - Last: Georgia (01/02/25)

5 3PM - Iyana Moore vs. Kentucky (01/03/25)

### Ind. High Assists - Game

11 - Jordyn Oliver vs. Georgia (01/02/25)

### Ind. High Blocks - Game

3 - Jane Nwaba vs. Hampton (11/20/24)

3 - Jordyn Oliver at Dayton (12/14/24)

### Ind. High Steals - Game

8 - Khamil Pierre vs. Evansville (12/14/24)

### Largest Margin of Victory

66 pts - 106-40

vs. Evansville (12/14/24)

### Largest Halftime Lead

38 pts - 58-20

vs. Evansville (12/14/24)

### Largest Halftime Deficit

19 pts - 25-44

at Ole Miss (01/09/25)

### Largest Vandy Lead

68 pts - 106-38

vs. Evansville (12/14/24)

### Largest Vandy Deficit

35 pts - 31-66

at Ole Miss (01/09/25)

### Longest Scoring Run

26-0 vs. Hampton (11/20/24)

### Longest Opp. Scoring Run

12-0 - vs. Georgia (01/02/25)

### Largest 1st Half Deficit in a Win

7 pts - 7-0

at Dayton (12/19/24)

### Largest 2nd Half Deficit in a Win

--

## SCORING HIGH-LOW QUARTERS

### Most 1st Quarter Points Scored

34, vs. Evansville - 12.14.24

### Most 1st Quarter Points Scored (SEC Games)

26, vs. Georgia - 01.02.25

### Fewest 1st Quarter Points Scored

11, at Ole Miss - 01.09.25

### Fewest 1st Quarter Points Scored (SEC Games)

17, vs. Kentucky - 01.05.25

### Most 2nd Quarter Points Scored

35, vs. West Georgia - 12.21.24

### Most 2nd Quarter Points Scored (SEC Games)

24, vs. Georgia - 01.02.25

### Fewest 2nd Quarter Points Scored

8, vs. Michigan State - 11.27.24

### Fewest 2nd Quarter Points Scored (SEC Games)

14, at Ole Miss - 01.09.25

### Most 3rd Quarter Points Scored

28 (2x), vs. Evansville - 12.14.24

### Most 3rd Quarter Points Scored (SEC Games)

29, vs. Georgia - 01.02.25

### Fewest 3rd Quarter Points Scored

12, at Ole Miss - 01.09.25

### Fewest 3rd Quarter Points Scored (SEC Games)

12, at Ole Miss - 01.09.25

### Most 4th Quarter Points Scored

38, vs. Samford - 11.22.24

### Most 4th Quarter Points Scored (SEC Games)

29, vs. Georgia - 01.02.25

### Fewest 4th Quarter Points Scored

8, at South Florida - 11.14.24

### Fewest 4th Quarter Points Scored (SEC Games)

21, vs. Kentucky - 01.05.25

### Most 1st Quarter Points Allowed

31, vs. Kentucky - 01.05.25

### Most 1st Quarter Points Allowed (SEC Games)

31, vs. Kentucky - 01.05.25

### Fewest 1st Quarter Points Allowed

2, vs. Appalachian State - 12.1.24

### Fewest 1st Quarter Points Allowed (SEC Games)

13, vs. Georgia - 01.02.25

### Most 2nd Quarter Points Allowed

27, at Ole Miss - 01.09.25

### Most 2nd Quarter Points Allowed (SEC Games)

27, at Ole Miss - 01.09.25

### Fewest 2nd Quarter Points Allowed

7, vs. Hampton - 11.20.24

### Fewest 2nd Quarter Points Allowed (SEC Games)

16, vs. Georgia - 01.02.25

### Most 3rd Quarter Points Allowed

28, vs. Georgia - 01.02.25

### Most 3rd Quarter Points Allowed (SEC Games)

28, vs. Georgia - 01.02.25

### Fewest 3rd Quarter Points Allowed

4 (2x), vs. Hampton - 11.20.24

### Fewest 3rd Quarter Points Allowed (SEC Games)

19, vs. Kentucky - 01.05.25

### Most 4th Quarter Points Allowed

33, vs. Michigan State - 11.27.24

### Most 4th Quarter Points Allowed (SEC Games)

26, vs. Kentucky - 01.05.25

### Fewest 4th Quarter Points Allowed

7, vs. Austin Peay - 11.8.24

### Fewest 4th Quarter Points Allowed (SEC Games)

16, at Ole Miss - 01.09.25





## 2024-25 OVERALL STATS

## Game Records

Record	Overall	Home	Away	Neutral
ALL GAMES	14-3	10-1	3-1	1-1
CONFERENCE	1-2	1-1	0-1	0-0
NON-CONFERENCE	13-1	9-0	3-0	1-1

## Score by Periods

Team	1st	2nd	3rd	4th	OT	TOT
Vanderbilt	392	354	365	375	0	1486
Opponents	254	230	286	273	0	1043

## Team Box Score

No.	Player				Total		3-Point		F-Throw		Rebounds											
		GP-GS	MIN	AVG	FG-FGA	FG%	3FG-3FGA	3FG%	FT-FTA	FT%	OFF	DEF	TOT	AVG	PF	DQ	A	TO	BLK	STL	PTS	AVG
12	PIERRE, Khamil	16-16	452:05	28.3	153-271	.565	0-5	.000	47-71	.662	68	99	167	10.4	47	1	33	21	5	54	353	22.1
1	BLAKES, Mikayla	17-17	488:55	28.8	122-268	.455	39-125	.312	65-77	.844	24	26	50	2.9	39	0	56	41	5	45	348	20.5
23	MOORE, Iyana	16-15	482:28	30.2	70-192	.365	37-105	.352	28-35	.800	12	34	46	2.9	33	0	45	40	4	13	205	12.8
4	GREENE, Madison	17-4	396:17	23.3	51-117	.436	14-42	.333	38-43	.884	14	35	49	2.9	28	0	32	36	1	26	154	9.1
10	NWABA, Jane	17-15	273:49	16.1	35-70	.500	9-26	.346	17-20	.850	19	23	42	2.5	19	0	19	13	7	12	96	5.6
14	MITCHELL, Aiyana	17-1	203:18	12.0	35-57	.614	0-0	.000	18-29	.621	26	31	57	3.4	24	0	5	11	8	10	88	5.2
5	KAPINUS, Leilani	16-0	293:22	18.3	29-66	.439	5-20	.250	14-20	.700	26	29	55	3.4	27	0	30	20	8	26	77	4.8
11	OLIVER, Jordyn	17-17	494:10	29.1	31-68	.456	0-0	.000	8-9	.889	40	57	97	5.7	19	0	69	23	8	24	70	4.1
24	MAKURAT, Aga	10-0	129:03	12.9	14-48	.292	9-37	.243	1-1	1.000	7	20	27	2.7	3	0	9	7	5	3	38	3.8
13	PISSOTT, Justine	10-0	82:22	8.2	9-28	.321	5-18	.278	2-4	.500	7	15	22	2.2	5	0	3	3	0	3	25	2.5
30	WILSON, Trinity	9-0	44:40	5.0	8-21	.381	0-0	.000	1-3	.333	5	9	14	1.6	3	0	5	3	2	0	17	1.9
2	BROWN, Jada	10-0	59:32	6.0	5-9	.556	2-4	.500	3-4	.750	4	7	11	1.1	7	0	5	4	0	6	15	1.5
Team											40	36	76							5		
<b>Total</b>		<b>17</b>	<b>3400</b>		<b>562-1215</b>	<b>.463</b>	<b>120-382</b>	<b>.314</b>	<b>242-316</b>	<b>.766</b>	<b>292</b>	<b>421</b>	<b>713</b>	<b>41.9</b>	<b>254</b>	<b>1</b>	<b>311</b>	<b>227</b>	<b>53</b>	<b>222</b>	<b>1486</b>	<b>87.4</b>
<b>Opponents</b>		<b>17</b>	<b>3400</b>		<b>399-984</b>	<b>.405</b>	<b>102-343</b>	<b>.297</b>	<b>143-211</b>	<b>.678</b>	<b>191</b>	<b>398</b>	<b>589</b>	<b>34.6</b>	<b>299</b>	<b>3</b>	<b>230</b>	<b>392</b>	<b>47</b>	<b>116</b>	<b>1043</b>	<b>61.4</b>

## Team Statistics

	VU	OPP
<b>Scoring</b>	<b>1486</b>	<b>1043</b>
Points per game	87.4	61.4
Scoring margin	+26.1	-
<b>Field goals-att</b>	<b>562-1215</b>	<b>399-984</b>
Field goal pct	.463	.405
<b>3 point fg-att</b>	<b>120-382</b>	<b>102-343</b>
3-point FG pct	.314	.297
3-pt FG made per game	7.1	6.0
<b>Free throws-att</b>	<b>242-316</b>	<b>143-211</b>
Free throw pct	.766	.678
F-Throws made per game	14.2	8.4
<b>Rebounds</b>	<b>713</b>	<b>589</b>
Rebounds per game	41.9	34.6
Rebounding margin	+7.3	-
<b>Assists</b>	<b>311</b>	<b>230</b>
Assists per game	18.3	13.5
<b>Turnovers</b>	<b>227</b>	<b>392</b>
Turnovers per game	13.4	23.1
Turnover margin	+9.7	-
Assist/turnover ratio	1.4	0.6
<b>Steals</b>	<b>222</b>	<b>116</b>
Steals per game	13.1	6.8
<b>Blocks</b>	<b>53</b>	<b>47</b>
Blocks per game	3.1	2.8
<b>Winning streak</b>	<b>0</b>	<b>-</b>
Home win streak	0	-
<b>Attendance</b>	<b>37653</b>	<b>10170</b>
Home games-Avg/Game	11-3423	4-2543
Neutral site-Avg/Game	-	2-533

## Team Results

Date	Opponent		Score	Att.
11/04/2024	Lipscomb	W	102-50	5282
11/08/2024	Austin Peay	W	93-37	2343
11/14/2024	at South Fla.	W	62-49	2606
11/17/2024	Butler	W	81-52	2615
11/20/2024	Hampton	W	94-45	2353
11/22/2024	Samford	W	104-59	2524
11/26/2024	vs Arizona	W	71-60	450
11/27/2024	vs Michigan St.	L	70-78	615
12/01/2024	App State	W	94-40	2621
12/04/2024	at Miami (FL)	W	88-70	2107
12/14/2024	Evansville	W	106-40	2599
12/19/2024	at Dayton	W	80-66	1632
12/21/2024	West Ga.	W	103-68	2634
12/29/2024	Alabama A&M	W	93-64	3061
01/02/2025	Georgia	W	108-82	3120
01/05/2025	Kentucky	L	78-96	8501
01/09/2025	at Ole Miss	L	59-87	3825



## 2024-25 SEC STATS

### Game Records

Record	Overall	Home	Away	Neutral
ALL GAMES	1-2	1-1	0-1	0-0
CONFERENCE	1-2	1-1	0-1	0-0
NON-CONFERENCE	0-0	0-0	0-0	0-0

### Score by Periods

Team	1st	2nd	3rd	4th	OT	TOT
Vanderbilt	54	59	60	72	0	245
Opponents	61	63	74	67	0	265

### Team Box Score

No.	Player				Total		3-Point		F-Throw		Rebounds											
		GP-GS	MIN	AVG	FG-FGA	FG%	3FG-3FGA	3FG%	FT-FTA	FT%	OFF	DEF	TOT	AVG	PF	DQ	A	TO	BLK	STL	PTS	AVG
1	BLAKES, Mikayla	3-3	104:27	34.8	26-58	.448	10-27	.370	17-20	.850	7	6	13	4.3	10	0	7	9	2	5	79	26.3
12	PIERRE, Khamil	3-3	92:51	31.0	24-54	.444	0-3	.000	10-14	.714	7	15	22	7.3	12	0	8	0	2	3	58	19.3
23	MOORE, Iyana	3-3	109:42	36.6	15-39	.385	10-26	.385	7-7	1.000	3	6	9	3.0	7	0	8	7	2	3	47	15.7
4	GREENE, Madison	3-0	58:37	19.5	5-15	.333	1-5	.200	11-12	.917	1	4	5	1.7	3	0	6	7	0	2	22	7.3
10	NWABA, Jane	3-3	54:01	18.0	5-14	.357	3-7	.429	5-6	.833	4	4	8	2.7	5	0	4	3	0	1	18	6.0
14	MITCHELL, Aiyana	3-0	33:16	11.1	4-5	.800	0-0	.000	2-4	.500	1	7	8	2.7	5	0	1	1	1	2	10	3.3
11	OLIVER, Jordyn	3-3	104:09	34.7	4-7	.571	0-0	.000	1-1	1.000	7	15	22	7.3	4	0	20	3	1	3	9	3.0
5	KAPINUS, Leilani	3-0	36:10	12.1	1-5	.200	0-3	.000	0-1	.000	2	4	6	2.0	4	0	0	5	0	0	2	0.7
13	PISSOTT, Justine	1-0	04:09	4.2	0-1	.000	0-1	.000	0-0	.000	0	0	0	0.0	0	0	0	1	0	0	0	0.0
30	WILSON, Trinity	1-0	02:40	2.7	0-0	.000	0-0	.000	0-0	.000	0	0	0	0.0	1	0	0	1	0	0	0	0.0
Team											4	3	7				1					
<b>Total</b>		<b>3</b>	<b>600</b>		<b>84-198</b>	<b>.424</b>	<b>24-72</b>	<b>.333</b>	<b>53-65</b>	<b>.815</b>	<b>36</b>	<b>64</b>	<b>100</b>	<b>33.3</b>	<b>51</b>	<b>0</b>	<b>54</b>	<b>38</b>	<b>8</b>	<b>19</b>	<b>245</b>	<b>81.7</b>
<b>Opponents</b>		<b>3</b>	<b>600</b>		<b>98-193</b>	<b>.508</b>	<b>28-70</b>	<b>.400</b>	<b>41-53</b>	<b>.774</b>	<b>37</b>	<b>84</b>	<b>121</b>	<b>40.3</b>	<b>58</b>	<b>1</b>	<b>63</b>	<b>46</b>	<b>8</b>	<b>14</b>	<b>265</b>	<b>88.3</b>

### Team Statistics

	VU	OPP
<b>Scoring</b>	<b>245</b>	<b>265</b>
Points per game	81.7	88.3
Scoring margin	-6.7	-
<b>Field goals-att</b>	<b>84-198</b>	<b>98-193</b>
Field goal pct	.424	.508
<b>3 point fg-att</b>	<b>24-72</b>	<b>28-70</b>
3-point FG pct	.333	.400
3-pt FG made per game	8.0	9.3
<b>Free throws-att</b>	<b>53-65</b>	<b>41-53</b>
Free throw pct	.815	.774
F-Throws made per game	17.7	13.7
<b>Rebounds</b>	<b>100</b>	<b>121</b>
Rebounds per game	33.3	40.3
Rebounding margin	-7.0	-
<b>Assists</b>	<b>54</b>	<b>63</b>
Assists per game	18.0	21.0
<b>Turnovers</b>	<b>38</b>	<b>46</b>
Turnovers per game	12.7	15.3
Turnover margin	+2.7	-
Assist/turnover ratio	1.4	1.4
<b>Steals</b>	<b>19</b>	<b>14</b>
Steals per game	6.3	4.7
<b>Blocks</b>	<b>8</b>	<b>8</b>
Blocks per game	2.7	2.7
<b>Winning streak</b>	<b>0</b>	<b>-</b>
Home win streak	0	-
<b>Attendance</b>	<b>11621</b>	<b>3825</b>
Home games-Avg/Game	2-5811	1-3825
Neutral site-Avg/Game	-	0-0

### Team Results

Date	Opponent		Score	Att.
01/02/2025	Georgia	W	108-82	3120
01/05/2025	Kentucky	L	78-96	8501
01/09/2025	at Ole Miss	L	59-87	3825



## HONORS & AWARDS

### **KHAMIL PIERRE** • So. • 6-2 • F • Phoenix, Ariz.

- John R. Wooden Award Midseason Top 25 Watch List
- USBWA Ann Meyers Drysdale National Players of the Week (Dec. 17)
- AP National Player of the Week Runner-Up (Dec. 17)
- Two-time SEC Player of the Week (Nov. 26 & Dec. 17)
- Two-time TSWA Player of the Week (Dec. 17 & Dec. 31)

### **MIKAYLA BLAKES** • Fr. • 5-8 • G • Somerset, N. J.

- SEC Freshman of the Week (Nov. 19)
- SEC Freshman of the Week (Nov. 26)
- SEC Freshman of the Week (Dec. 10)
- Two-time TSWA Player of the Week (Jan. 7)

### **SACHA WASHINGTON** • Sr. • 6-2 • F • Lawrenceville, Ga.

- Cheryl Miller Award Preseason Watch List (Nov. 1)



### **PIERRE NAMED TO WOODEN AWARD MIDSEASON WATCH LIST - JAN. 7**

Sophomore Khamil Pierre was selected to the John R. Wooden Award midseason top 25 watch list, as announced by the Los Angeles Athletic Club on Tuesday. The 6-2 forward is averaging 22.6 points, 10.9 rebounds, and 3.5 steals per game through 15 contests this season. The Phoenix, Arizona, native is the only NCAA Division I player to average over 22.0 points and 10.5 rebounds this season.

### **BLAKES NAMED TSWA PLAYER OF THE WEEK - JAN. 7**

Freshman Mikayla Blakes averaged 30.0 points, 4.0 rebounds, 2.5 assists, and 2.0 steals to help Vanderbilt go 1-1 in its first week of SEC play to earn Tennessee Sports Writers Association Player of the Week honors. It is Blakes' first TSWA Player of the Week selection and Vanderbilt's third this season, as Khamil Pierre has been a two-time honoree.

The highlight of Blakes' week came in her first-ever SEC contest, as she scored a Vanderbilt freshman-record 36 points in a 108-82 win over Georgia on Jan. 2. She followed that up with a 24-point effort against No. 16-ranked Kentucky.

### **KHAMIL EARNS HER SECOND SEC PLAYER OF THE WEEK HONOR - DEC. 17**

Sophomore Khamil Pierre was named SEC Player of the Week for the second time this season on Dec. 17. The 6-2 forward averaged an SEC-best 42.0 points, 18.0 points, and 8.0 steals this week, as Pierre set the Vanderbilt women's basketball single-game scoring record with a 42-point performance against Evansville in a 106-40 win on Dec. 14.

It is Pierre's second SEC Player of the Week selection of her career, as she previously earned the distinction on Nov. 26 of this season. She is the first player since Ciaja Harbison in 2022-23 to be named SEC Player of the Week multiple times in a season. Pierre also becomes the fifth Commodore to earn multiple SEC Player of the Week honors. Overall, it is Pierre's seventh SEC weekly honor, as she was named SEC Freshman of the Week a program-record five times during the 2023-24 campaign.

### **PIERRE HAULING IN THE NATIONAL AWARDS - DEC. 17**

The U.S. Basketball Writers Association (USBWA) named Vanderbilt women's basketball sophomore Khamil Pierre as one of five USBWA Ann Meyers Drysdale National Players of the Week on Dec. 17.


It is the first USBWA Ann Meyers Drysdale National Players of the Week selection for Pierre. Additionally, she was also selected as this week's runner-up for the Associate Press National Player of the Week and was named the Tennessee Sports Writers Association (TSWA) Women's Basketball Player of the Week.

### **BLAKES WINS THIRD SEC FRESHMAN OF THE WEEK - DEC. 10**

The SEC announced on Dec. 10 that Vanderbilt women's basketball guard Mikayla Blakes has been named the SEC Freshman of the Week for the third time this season. The guard scored 26 points at Miami on Dec. 4 to help the Dores register an 88-70 win in their only game last week. Her 26 points against the Hurricanes were the most points scored by an SEC freshman that week. Additionally, her 26-point outing against the Canes marked the third-most points scored by a Vanderbilt freshman in a true road contest in program history and ranks as the 12th-most scored in a contest by a Commodore frosh.



## HONORS & AWARDS



### **WATCH OUT FOR WASHINGTON - OCT. 30**

Senior Sacha Washington was among 20 players named to the 2025 Cheryl Miller Award preseason watchlist, which goes to the nation's top small forward. Washington is the first Commodore to be considered for the Miller Award. The Lawrenceville, Georgia, native had a career year in 2023-24, as she averaged a personal-best 12.1 points and 7.9 rebounds per game. She shot 52.6 percent from the floor, had a team-best 44 blocks, and started in all 33 contests. The 6-2 forward scored double-digits in 18 games, which included a career-high 33 points against Louisiana Tech. She pulled down 10 or more rebounds in 10 contests and had nine double-doubles last season.

### **PIERRE NAMED SEC PLAYER OF THE WEEK - NOV. 26**

Sophomore Khamil Pierre was named SEC Player of the Week for the first time in her career on Nov. 26. She averaged 18.0 points, 12.0 rebounds, and 3.5 steals in a pair of home wins over Hampton (Nov. 20) and Samford (Nov. 22). The two double-doubles pushed her season total to an NCAA-best five. Her 17 made field goals were the second-most during the week, as she shot 56.7 percent from the field. Pierre's 12.0 rebounds per game average was second-highest in the SEC last week. She scored double-digit points in both contests this week to extend her career-best double-digit scoring average to nine games dating back to last season. The sophomore is one of four NCAA Division I players who have posted a double-double in all but one game their team has played this season, while she is one of seven players in the nation averaging at least 19.0 points and 11.0 rebounds.

### **BLAKES PICKS UP HER SECOND SEC FRESHMAN OF THE WEEK - NOV. 26**

Mikayla Blakes was named SEC Freshman of the Week for the second-straight week on Nov. 26. Blakes averaged 18.0 points and led all SEC freshmen at 6.5 assists per game last week. The guard contributed 33.0 points per game between points and assists in a pair of Vandy wins. Her career-high eight assists against Hampton on Nov. 20 were the most by an SEC player this week and the second-most by an SEC freshman this season. The guard was extremely efficient from the field, shooting 53.8 percent (14-of-26). She leads all SEC freshmen in scoring at 20.0 points per game. Blakes is the first Vanderbilt freshman since 2009-10 to score 14 or more points and have two or more steals in each of their first six games.

### **BLAKES EARNS HER FIRST SEC FRESHMAN OF THE WEEK - NOV. 19**

Mikayla Blakes earned the first SEC weekly honor of her career, as she was named the SEC Freshman of the Week on Nov. 19. The Somerset, New Jersey, native led all SEC freshmen in scoring during the week, putting up 22.5 points per game in a pair of Commodore wins. She is the first Commodore to be named SEC Freshman of the Week since Khamil Pierre, who captured the award a school-record five times during the 2023-24 campaign. Blakes becomes the fifth player to win the conference's weekly freshman honor under head coach Shea Ralph, joining Pierre, Ryanne Allen, Iyana Moore, and Sacha Washington.



# MEMORIAL GYMNASIUM



Memorial Gymnasium, the Southeastern Conference's most historic venue for college basketball, serves as the home court for the Vanderbilt Commodores. Dedicated in 1952 as a memorial to all Vanderbilt men and women who served in World War II, the arena was built as a combination gymnasium and concert hall by the late master architect Edwin Keeble.

Decades later, the unique style of Memorial Gym—with its benches on the baselines, a playing court that sits above portions of the crowd and deafening acoustics—continues to make the Commodores' home a dreaded stop for opponents. "Memorial Magic," with its capacity crowds, overflowing student section and lively pep band, have assisted in numerous Commodore victories. In the stands, fans across Middle Tennessee have helped Memorial Gymnasium rank among the NCAA's Top 30 attendance leaders on numerous occasions.

Connected to the facility sits a practice gym that includes three cross-court playing floors, coaches offices, a donor room, private suites and a Hall of Champions.

In all, Memorial Gym has been expanded three times. Constructed with a seating capacity of 6,583, the University saw its first need to increase seating in 1965 with the addition of two north-side balconies. Two years later, a pair of balancing balconies were erected on the south side of the gym and dubbed "The Balconies That Clyde Lee Built."

Capacity has fluctuated throughout the history of the building. It reached its highest number of 15,646 in 1969 when 4,000 seats were added in the east and west ends. When chairback seats in the end zones and suites on the north side were installed in the late 1990s capacity lowered to 14,168. Shortly thereafter, university officials removed portions of media press row on the south side in an effort to expand the student section by nearly 150 seats. Official capacity is now 14,326.

## YEAR-BY-YEAR HOME RECORD

Year	W-L
2024-25	10-1
2023-24	12-5
2022-23	9-7
2021-22	12-5
2020-21*	3-2
2019-20	10-6
2018-19	5-9
2017-18	4-11
2016-17	10-5
2015-16	10-6
2014-15	9-6
2013-14	12-5
2012-13	12-2
2011-12	18-2
2010-11	12-3
2009-10	12-4
2008-09	15-1
2007-08	13-3
2006-07	15-1
2005-06	13-3
2004-05	11-3
2003-04	11-3
2002-03	11-2
2001-02	18-1
2000-01	16-2
1999-00	11-3
1998-99	9-5
1997-98	12-2
1996-97	13-1
1995-96	13-2
1994-95	16-1
1993-94	14-2
1992-93	15-1
1991-92	13-2
1990-91	11-3
1989-90	15-2
1988-89	10-1
1987-88	12-2
1986-87	15-2
1985-86	11-3
1984-85	6-4
1983-84	9-3
1982-83	5-6
1981-82	10-4
1980-81	6-5
1979-80	6-5
1978-79	7-5
1977-78	10-2
Total.....	532-164 (.764)

Vanderbilt has ranked among the top attendance draws in women's basketball over the years. Here is a year-by-year look at VU's home attendance figures, including where the team has ranked nationally in total attendance since the 1999-00 season:

Year	Games	Total	Average	National Rank
2024-25	11	37,653	3,423	29th
2023-24	17	47,479	2,793	53rd
2022-23	16	38,640	2,415	57th
2021-22	18	31,211	1,734	51st
2020-21*	5	209	42	—
2019-20	16	37,391	2,369	54th
2018-19	14	33,129	2,366	64th
2017-18	15	42,705	2,847	45th
2016-17	15	42,685	2,846	40th
2015-16	16	46,496	2,906	37th
2014-15	15	53,280	3,552	30th
2013-14	17	66,338	3,902	25th
2012-13	14	56,309	4,022	24th
2011-12	20	82,261	4,113	23rd
2010-11	15	68,828	4,589	20th
2009-10	16	69,521	4,345	21st
2008-09	16	76,150	4,759	18th
2007-08	17	91,279	5,369	17th
2006-07	16	72,215	4,513	23rd
2005-06	16	65,693	4,106	23rd
2004-05	14	51,682	3,692	31st
2003-04	14	44,352	3,168	33rd
2002-03	13	57,709	4,439	21st
2001-02	19	90,800	4,779	16th
2000-01	18	50,650	2,814	36th
1999-00	14	44,982	3,213	30th
1998-99	14	65,046	4,646	
1997-98	14	91,056	6,504	
1996-97	14	67,967	4,854	
1995-96	15	88,151	5,877	
1994-95	17	69,788	4,105	
1993-94	14	73,686	5,253	
1992-93	14	67,871	4,848	
1991-92	15	36,266	2,418	
1990-91	14	20,205	1,443	
1989-90	17	25,887	1,522	
1988-89	11	14,265	1,297	
1987-88	13	7,324	563	
1986-87	17	12,248	721	
1985-86	14	5,750	411	
1984-85	10	4,450	445	
1983-84	12	8,664	722	
1982-83	11	6,950	632	
1981-82	14	6,310	451	
1980-81	10	2,525	253	

\*Vanderbilt discontinued its 2020-21 season due to the COVID-19 pandemic

## Memorial Gym Women's Basketball Crowds Over 10,000

Rank	Attendance	Opponent	Date
1.	15,317	Tennessee	1/30/1993
2.	15,311	Tennessee	2/7/1999
3.	15,187	Tennessee	2/25/1996
4.	14,848	Tennessee	2/16/1998
5.	14,316	Tennessee	2/17/2008
6.	14,168	Tennessee	2/16/2002
7.	13,227	Tennessee	12/31/1994
8.	13,127	Tennessee	1/19/2006
9.	12,645	Tennessee	1/31/1994
10.	12,417	Tennessee	1/19/1997
11.	12,131	Ohio State	1/6/1993
12.	12,034	Tennessee	2/9/2012
13.	12,009	Tennessee	1/25/2007
14.	11,401	Tennessee	2/2/2003
15.	11,386	Tennessee	2/14/2011
16.	10,561	Tennessee	2/15/2004
17.	10,154	Tennessee	1/24/2013
18.	10,149	Tennessee	2/24/2000





## DORE NOTES

### **OLIVER'S RARE DOUBLE-DOUBLE**

Graduate Jordyn Oliver collected a double-double in the win over Georgia with a career-best 11 assists and 10 rebounds on Jan. 2.

It marked the first time a Commodore has posted a double-double via assists and rebounds since 1999-00. She is also the sixth SEC player to accomplish the feat since the turn of the century.

### **PIERRE'S FOUR-GAME DOUBLE-DOUBLE STREAK COMES TO AN END**

Sophomore Khamil Pierre had her four-game double-double streak come to an end against Alabama A&M on Dec. 29. It is tied for the second-longest double-double streak at Vanderbilt since 1999-00 with Mariella Fasoula, who had four in a row in 2019-20. Current Vanderbilt assistant coach Ashley Earley's six-straight double-doubles in 2004-05 is the longest streak since 1999-00.

### **MADDIE'S HOMECOMING**

Sophomore Madison Greene had a memorable return trip to her home state of Ohio, as she scored a career-high 25 points off the bench against at Dayton on Dec. 19. Greene is the first Dore to score at least 25 points in a reserve role since Erin Whalen's 25-point performance vs. No. 10-ranked South Carolina on Jan. 18, 2018.

### **HISTORIC START FOR BLAKES**

Freshman Mikayla Blakes scored 10-plus points in each of her first 13 games to begin her Vanderbilt career, ending on Dec. 29 vs. Alabama A&M. She is the first Dore since at least 1999-00 to open their Vandy career with 13-straight games with 10-plus points. Additionally, it is the fourth-longest double-digit scoring streak to begin a season in school history.

### **PIERRE'S 42-POINT PERFORMANCE**

Khamil Pierre put on one of the most memorable performances in Vanderbilt women's basketball history in the 106-40 win over Evansville on Dec. 14. She posted 42 points, 18 rebounds, and eight steals in the win over the Purple Aces. Her 42-point performance set a new program record for most points scored in a single game, passing the previous mark of 41 points shared by Chantelle Anderson (Feb. 8, 2001) and Cijaja Harbison (Jan. 29, 2023).

The 6-2 forward started her day with a bang against the Purple Aces, scoring 20 points in the first quarter. Pierre's performance in the opening frame on Saturday marked the most points scored by a Commodore in the first quarter in program history. Additionally, Pierre ties Marnelle Garraud's program record for most points scored in any quarter, which was set on Jan. 16, 2023, in the fourth quarter at Arkansas.

Her 19 made field goals tie the program record for more field goals made in a game in Vanderbilt history, tying Anderson's 19 made field goals in her 40-point performance vs. Portland State. The 19 made field goals are also the sixth-most in SEC history.

The 42 points scored are the most in an NCAA Division I game this season. It is also tied for the most points scored by an SEC player since the 2020-21 season.

### **KHAMIL COMING UP ACES AGAINST EVANSVILLE**

The 42 points, 18 rebounds, and eight steals for Khamil Pierre against Evansville establish new career highs in each category. Her combined 60 points and rebounds are the most collected by a Vanderbilt women's basketball player in a game in program history. Her 42-point performance last Saturday also extended her career-long double-digit scoring streak to 13 games dating back to last season. She also collected her eighth double-double of the season, which is tied for the sixth-most in a season since 1999-00.

Pierre is the fifth NCAA Division I women's basketball player since 1999-00 to have a game stat line of 40-plus points, 15-plus rebounds, and 5-plus steals, and she is the first player to accomplish the feat since the 2013-14 season. Pierre is the fifth Commodore since 1999-00 to have a game with 30-plus points and 10-plus rebounds.

### **SETTING QUARTER RECORDS**

Vanderbilt outscored Appalachian State 33-2 in the first quarter en route to a 94-40 win on Dec. 1. The two points scored against the Commodores were the fewest points the program has allowed in any quarter in school history. The plus-31-point advantage at the end of the quarter marked the largest scoring margin in a single quarter in program history. The NCAA moved women's basketball from two halves to four quarters prior to the start of the 2015-16 season.

### **MIXING AND MATCHING**

Vanderbilt used its fourth different starting lineup in the Dec. 1 win over Appalachian State, as graduate student Jane Nwaba returned to the starting five and sophomore Aiyana Mitchell made her first career start. Mitchell makes the seventh different Commodore to record a start through the season's first 10 games.

### **DOUBLE-DOUBLE DUO**

Sophomore Khamil Pierre and graduate student Leilani Kapinus became the first set of Commodore teammates to record a double-double in the same game this season the win over Samford on Nov. 22. Pierre registered 21 points and 12 rebounds to post her fifth double-double of the season, while Kapinus collected 11 points and 10 rebounds to record her first at Vanderbilt. It is the first time since March 7, 2024, that two Vanderbilt players posted a double-double in the same game, as Pierre and Sacha Washington accomplished the feat against Florida in the second round of the 2024 SEC Tournament.

### **PIERRE'S SEASON-OPENING DOUBLE-DOUBLE STREAK**

Khamil Pierre opened the 2024-25 season posting a double-double in three-straight games. She became the first Commodore since Koi Love in 2020-21 to open a season collecting three-straight double-doubles.

### **GREENE MAKING THE MOST OF HER FIRST START**

Sophomore Madison Greene shined in her first career start at Vanderbilt in the 62-49 win at South Florida on Nov. 14. The guard was inserted into the lineup with senior Iyana Moore battling back spasms and turned in a season-high 15 points. Greene hit a career-best five 3-point field goals against the Bulldogs. She is the first Commodore to hit five 3-pointers in a game since Justine Pissott against Dayton on Dec. 20, 2023.

### **SEASON-OPENING DOUBLE-DOUBLE FOR KHAMIL**

Khamil Pierre got her sophomore campaign started in a big way, as the 6-2 forward scored 25 points and pulled down 14 rebounds in the season-opening win over Lipscomb. It was the first time that a Commodore posted a double-double in a season opener since Koi Love's 24-point, 10-rebound performance at Little Rock in the first game of the 2020-21 season. It is Pierre's fifth career double-double, while she extended her double-digit scoring streak to four games dating back to last season.

### **A REMARKABLE DEBUT**

Freshman Mikayla Blakes put on a spectacular showing in her Vanderbilt debut this past Monday, as she recorded 23 points, five assists, and five rebounds to go along with a pair of steals. She is the first Commodore to score 23 or more points in their debut game since Rebekah Dahlman's 23-point outing in her debut on Nov. 11, 2013, against Appalachian State.

### **GREENE'S RETURN**

Madison Greene had a standout return to the court after missing the final 22 games last season. Greene recorded 14 points in 28 minutes off the bench in the season opener vs. Lipscomb on Nov. 4. She also established new career highs in steals (6), assists (4), and field goals made (6) in her return against the Bisons.

### **100-POINT BREAKOUT IN THE SEASON OPENER**

Vanderbilt scored 100-plus points in a game for the first time since putting up 106 points in a 106-55 win at Tennessee State on Nov. 25, 2019. It was the first time under head coach Shea Ralph that the Commodores have tallied 100 or more points in a game. It was also the first time that Vandy scored 100-plus points at Memorial Gym since they knocked off Quinnipiac, 111-53, on Nov. 26, 2010. It is also the 47th time that Vanderbilt women's basketball has scored 100 or more points in a game in program history.







## DORE NOTES

### **RETURNING FIRE POWER**

Vanderbilt returns 78.4 percent of its scoring from last season as the Commodores bring back nine players from the 2023-24 roster. The group of returnees includes five players who started 10 or more games for the Dorees a year ago, four of which started for Vandy during last year's NCAA Tournament run.

### **EXPERIENCED ROSTER**

Vanderbilt is one of the most experienced teams in the SEC this season, as they have four players who have played in 90-plus games during their college career. That list includes Jordyn Oliver (114), Jane Nwaba (106), Sacha Washington (99), and Leilani KAPINUS (95). The Commodores are one of four SEC teams that have four or more players who have played in 90 more collegiate games.

### **ONE OF THE SEC'S BEST**

Senior Sacha Washington, 2024-25 season, is one of two SEC players who have collected over 1,000 points, 700 rebounds, and 100 blocks in their career, joined by Ole Miss' Madison Scott. Washington became the 41st Commodore to score 1,000 career points during Vanderbilt's NCAA Tournament run last season. She comes into the year having amassed 1,008 points, 720 rebounds, 108 blocks, and 105 assists in 99 career games.

### **A TANGIBLE IMPROVEMENT**

Vanderbilt's 23 wins this season marks an 11-win improvement from last year's win total of 12. It was tied for the largest improvement in win total from year-to-year in program history, matching the 1983-84 team.

### **SEC PROJECTIONS**

Vanderbilt will be out to prove the preseason prognosticators wrong this year once again. The Commodores were selected to finish 10th in the SEC Preseason Media Poll and 12th in the SEC Coaches Poll. Vandy has finished better than projected in the preseason polls each year under head coach Shea Ralph. Last season, the Dorees were picked to finish 13th in the preseason coaches poll and 14th in the preseason media poll, then went 9-7 in SEC games last season to finish in sixth place.





## RECORDS AT A GLANCE

## Points

Game	1.	42 • Khamil Pierre vs. Evansville, 12.14.24
	2.	41 • CJaja Harbison vs. Texas A&M, 1.29.23
	.	Chantelle Anderson at Mississippi State, 2.8.01
	7.	37 • Iyana Moore at Kentucky, 1.11.24
	8.	36 • Mikayla Blakes vs. Georgia, 1.2.25
	.	36 • Wendy Scholtens vs. Lipscomb, 1.9.90
	2024-25	42 • Khamil Pierre vs. Evansville, 12.14.24
Season	1.	855 • Wendy Scholtens, 1989-90
	10.	612 • Sheri Sam, 1995-96
	2024-25	353 • Khamil Pierre
Career	1.	2,604 • Chantelle Anderson, 2000-03
	10.	1,618 • Jasmine Lister, 2011-14
	Active	1,118 • Iyana Moore, 2022-present

## Field Goals Made

Game	1.	19 • Khamil Pierre vs. Evansville, 12.14.24
	.	Chantelle Anderson at Portland State, 12.23.00
	8.	15 • 8 Times, Last: Sacha Washington vs. La. Tech, 12.3.23
	2024-25	19 • Khamil Pierre vs. Evansville, 12.14.24
Season	1.	309 • Wendy Scholtens, 1989-90
	10.	241 • Aljeanette Bramlett, 1981-82
	2024-25	153 • Khamil Pierre
Career	1.	1,020 • Chantelle Anderson, 2000-03
	10.	625 • Sheri Sam, 1992-96
	Active	403 • Sacha Washington, 2022-present

## Field Goals Attempted

Game	1.	31 • Eva Lemeh at Georgia, 2.16.81
	5.	28 • Khamil Pierre vs. Evansville, 12.14.24
		Gayle Kinzer at Belmont, 1.19.81
	8.	25 • Three times, Last: Tiffany Clarke vs. Texas A&M, 2.24.13
	2024-25	28 • Khamil Pierre vs. Evansville, 12.14.24
Season	1.	571 • Barbara Brackman, 1981-82
	10.	463 • Donna Atkinson, 1983-84
	2024-25	271 • Khamil Pierre
Career	1.	1,655 • Wendy Scholtens, 1988-91
	10.	1,301 • Carla Thomas, 2004-2007
	Active	987 • Iyana Moore, 2022-present

## Field Goal Percentage

Game	1.	1.000 • 4 Times, Last: Hannah Tuomi, 10-10 vs. UF, 2.24.10
(Min. 10 FGM)	9.	.917 • 3 Times, Last: Ashley Earley, 11-12 at Tenn., 2.13.05
	2024-25	.706 (12-17) • Khamil Pierre vs. Lipscomb, 11.4.24
Season	1.	.723 (292-404) • Chantelle Anderson, 2000-01
(Min. 150 FGM)	10.	.602 (103-171) • Nicole Jules, 2005-06
	2024-25	.565 (153-271) • Khamil Pierre
Career	1.	.651 (1,020-1,568) • Chantelle Anderson, 2000-03
(Min. 400 FGM)	10.	.543 (706-1,301) • Carla Thomas, 2004-07
	Active	.487 (403-824) • Sacha Washington, 2022-present

## 3-Pointers Made

Game	1.	9 • Iyana Moore, vs. Alabama State, 12.28.21
	5.	7 • 11 Times, Last: Marnelle Garraud at Arkansas, 1.16.23
	2024-25	5 • Five Times, Last: Iyana Moore vs. Kentucky, 01.05.25
Season	1.	95 • Caroline Williams, 2005-06
	10.	80 • Christina Wirth, 2008-09
	2024-25	39 • Mikayla Blakes
Career	1.	276 • Christina Foggie, 2011-14
	8.	179 • Michelle Palmisano, 1995-97
	9.	173 • Iyana Moore, 2022-present

## 3-Pointers Attempted

Game	1.	17 • Christina Foggie vs. Virginia, 11.23.12
		17 • Christina Foggie vs. Maryland, 3.28.09
	10.	13 • 12 Times, Last: Marnelle Garraud, vs. Georgia, 2.5.23
	2024-25	13 • Iyana Moore vs. Kentucky, 01.05.25
	1.	225 • Merideth Marsh, 2009-10
	10.	241 • Aljeanette Bramlett, 1981-82
	2024-25	125 • Mikayla Blakes
Career	1.	735 • Christina Foggie, 2011-14
	6.	512 • Caroline Williams, 2004-07
	7.	483 • Iyana Moore, 2022-present

## 3-Point Percentage

Game	1.	1.000 • Seven Times, Last: Erin Whalen (5-5) at Ala. 1.21.18
(Min. 5 3PM)	2024-25	.625 (5-8) • Madison Greene at South Florida, 11.14.24
		.625 (5-8) • Mikayla Blakes vs. Arizona, 11.26.24
Season	1.	.505 (48-95) • Caroline Williams, 2004-05
(Min. 40 3PA)	10.	.446 (37-83) • Christa Reed, 2016-17
	2024-25	.352 (37-105) • Iyana Moore
Career	1.	.465 (238-512) • Caroline Williams, 2004-07
(Min. 100 3PM)	10.	.394 (145-368) • Donna Harris, 1990-94
	Active	.358 (173-483) • Iyana Moore, 2022-present

## Free Throws Made

Game	1.	18 • Ashley McElhiney vs. LSU, 2.15.01
	.	18 • Wendy Scholtens at Tenn. Tech, 1.11.89
	6.	14 • 5 Times, Last: Chantelle Anderson vs. North Carolina, 3.23.02
	2024-25	13 • Mikayla Blakes vs. Georgia, 01.02.25
Season	1.	236 • Wendy Scholtens, 1989-90
	10.	133 • Tiffany Clarke, 2012-13
	.	133 • Harriet Brumfield, 1981-82
	2024-25	65 • Mikayla Blakes
Career	1.	681 • Wendy Scholtens, 1988-91
	10.	298 • Ashley McElhiney, 2000-03
	Active	207 • Iyana Moore, 2022-present

## Free Throws Attempted

Game	1.	19 • Ashley McElhiney vs. LSU, 2.15.01
	6.	16 • 6 Times, Last: Sacha Washington vs. Fairfield, 11.12.23
	2024-25	14 • Mikayla Blakes vs. Georgia, 01.02.25
Season	1.	264 • Wendy Scholtens, 1989-90
	10.	190 • Christina Foggie, 2013-14
	2024-25	77 • Mikayla Blakes
Career	1.	785 • Wendy Scholtens, 1988-91
	10.	413 • Dee Davis, 2004-07
	Active	316 • Sacha Washington, 2022-present

## Free Throw Percentage

Game	1.	1.000 • 19 Times, Last: Iyana Moore (10-10) vs Ga., 3.3.24
(Min. 10 FTM)	2024-25	.929 (13-14) • Mikayla Blakes vs. Georgia, 01.02.25
Season	1.	.938 (61-65) • Christa Reed, 2017-18
	10.	.870 (47-54) • Bella LaChance, 2022-23
	2024-25	.853 (64-75) • Mikayla Blakes
(Min. 160 FTM)	1.	.868 (681-785) • Wendy Scholtens, 1988-91
	5.	.815 (207-254) • Iyana Moore, 2022-present
	10.	.789 (195-247) • Julie Powell, 1991-94
	Active	.815 (207-254) • Iyana Moore, 2022-present

## Rebounds

Game	1.	22 • Wendy Scholtens vs. Lipscomb, 1.9.90
		22 • Wendy Scholtens vs. Wright State, 12.9.89
		22 • Barbara Brackman vs. Union, 1.4.83
	10.	19 • 6 Times, Last: Jennifer Holmes vs. Florida, 2.25.99
	2024-25	18 • Khamil Pierre vs. Evansville, 12.14.24
Season	1.	389 • Wendy Scholtens, 1989-90
	10.	283 • Barbara Brackman, 1981-82
	2024-25	167 • Khamil Pierre
Career	1.	1,272 • Wendy Scholtens, 1988-91
	10.	822 • Chantelle Anderson, 2000-03
	Active	720 • Sacha Washington, 2022-present

## Assists

Game	1.	17 • Ashley McElhiney at Louisville, 1.2.03
	7.	13 • 5 Times, Last: Jasmine Lister vs. Tenn., 2.9.12
	2024-25	11 • Jordyn Oliver vs. Georgia, 01.02.25
Season	1.	262 • Cathy Bender, 1981-82
	10.	168 • Jasmine Lister, 2012-13
	2024-25	69 • Jordyn Oliver
Career	1.	730 • Dee Davis, 2004-07
	10.	438 • Jordyn Cambridge, 2018-24
	Active	225 • Iyana Moore, 2022-present

## Steals

Game	1.	11 • Eva Lemeh vs. Murray State, 12.14.80
	6.	8 • 8 Times, Last: Khamil Pierre vs. Evansville, 12.14.24
	2024-25	8 • Khamil Pierre vs. Evansville, 12.14.24
Season	1.	129 • Jordyn Cambridge, 2021-22
	10.	87 • Karen Booker, 1989-90
	.	87 • Jade Huntington, 1989-90
	2024-25	54 • Khamil Pierre
Career	1.	351 • Jordyn Cambridge, 2018-24
	10.	221 • Jennifer Risper, 2006-09
	Active	113 • Iyana Moore, 2022-present

## Blocked Shots

Game	1.	10 • Angela Gorsica vs. Wingate, 12.28.95
	.	10 • Heidi Gillingham vs. Middle Tennessee, 1.30.92
	4.	8 • 15 Times, Last: Angela Gorsica vs. DePaul, 2.19.97
	2024-25	3 • Three Times, Last: Jordyn Oliver, West Georgia, 12.21.24
Season	1.	309 • Wendy Scholtens, 1989-90
	10.	241 • Aljeanette Bramlett, 1981-82
	2024-25	8 • Leilani Kapinus/Aiyana Mitchell/Jane Nwaba
Career	1.	413 • Heidi Gillingham, 1991-94
	10.	112 • Harriet Brumfield, 1982-85
	Active	108 • Sacha Washington, 2022-present

## Points Per Game

Season	1.	25.2 (855 pts) • Wendy Scholtens, 1989-90
	10.	19.7 (671 pts) • Harriet Brumfield, 1981-82
	2024-25	22.1 (353 pts) • Khamil Pierre
Career	1.	21.3 (122 GP) • Wendy Scholtens, 1988-91
(Min. 100 GP)	10.	12.8 (119 GP) • Karen Booker, 1984-87
	Active	13.3 (84 GP) • Iyana Moore, 2022-present

## Games Played

Career	1.	137 • Jessica Mooney, 2007-10
		137 • Chantelle Anderson, 2000-03
	10.	132 • Six times, Last: Tiffany Clarke, 2010-13
	Active	99 • Sacha Washington, 2022-present

## Minutes Played

Game	1.	50 • Karen McGinn vs. Auburn, 12.13.78
		50 • Ann Morrow vs. Auburn, 12.13.78
	9.	46 • Chavonne Hammond vs. Kansas, 3.18.00
		46 • Ashley Smith vs. George Washington, 12.22.98
	2024-25	40 • Mikayla Blakes vs. Michigan State, 11.27.24
Season	1.	1,298 • Ashley McElhiney, 2001-02
	10.	1,179 • Zuzi Klimesova, 2000-01
	2024-25	494 • Jordyn Oliver
Career	1.	4,626 • Jasmine Lister, 2011-14
	10.	3,779 • Christina Werth, 2006-09
	Active	2,708 • Iyana Moore, 2022-present





## THE LAST TIME WHEN...

### SCORING

Less than 40 pts	31 • East Tennessee St. • Johnson City, Tenn. • 12.01.22
40-49 pts	49 • Texas A&M • College Station, Texas • 02.15.24
Less than 50 pts & Won	49 • Texas A&M • College Station, Texas • 02.15.24
90-99 pts	93 • Alabama A&M • Nashville, Tenn. • 12.29.24
100+ pts (regulation)	108 • Georgia • Nashville, Tenn. • 01.02.25
100+ pts	108 • Georgia • Nashville, Tenn. • 01.02.25

### OPPONENT SCORING

Less than 40 pts	37 • Austin Peay • Nashville, Tenn. • 11.08.24
40-49 pts	40 • Evansville • Nashville, Tenn. • 12.14.24
Less than 50 pts & Won	44 • East Tennessee St. • Johnson City, Tenn. • 12.01.22
90-99 pts	96 • Kentucky • Nashville, Tenn. • 01.05.25
100+ pts (regulation)	106 • South Carolina • Nashville, Tenn. • 01.14.21
100+ pts	106 • South Carolina • Nashville, Tenn. • 01.14.21

### FIELD GOAL PERCENTAGE

20.0%-29.9%	27.9% (19-68) • Florida • Gainesville, Fla. • 1.22.23
30.0%-39.9%	36.5% (27-74) • Kentucky • Nashville, Tenn. • 01.05.25
30.0%-39.9% & Won	38.2% (29-76) • Dayton • Dayton, Ohio • 12.14.24
50.0%-59.9%	56.3% (40-71) • Alabama A&M • Nashville, Tenn. • 12.29.24
60.0% or higher	69.2% (36-52) • Air Force • Nashville, Tenn. • 11.30.15

### OPPONENT FIELD GOAL PERCENTAGE

20.0%-29.9%	27.8% (15-54) • Evansville • Nashville, Tenn. • 12.14.24
20.0%-29.9% & won	27.4% (17-62) • East Tenn. St. • Johnson City, Tenn. • 12.1.22
30.0%-39.9%	36.8% (25-68) • West Georgia • Nashville, Tenn. • 12.21.24
30.0%-39.9% & won	39.0% (23-59) • NC State • Raleigh, N.C. • 11.29.23
50.0%-59.9%	52.4% (33-63) • Ole Miss • Oxford, Miss. • 01.09.25
60.0% or higher	66.7% (28-42) • Georgia • Nashville, Tenn. • 2.5.23

### FREE THROW PERCENTAGE

Less than 50.0%	37.5% (3-8) • South Florida • Tampa, Fla. • 11.14.24
90.0%-99.9%	93.5% (29-31) • Georgia • Nashville, Tenn. • 01.02.25
1.000%	15-15 • Appalachian State • Nashville, Tenn. • 12.1.24
1.000% w/ 10 or more makes	15-15 • Appalachian State • Nashville, Tenn. • 12.1.24

### OPPONENT FREE THROW PERCENTAGE

Less than 50.0%	28.6% (4-14) • Austin Peay • Nashville, Tenn. • 11.08.24
90.0%-99.9%	92.3% (12-13) • Ole Miss • Oxford, Miss. • 01.09.25
1.000%	3-3 • South Florida • Tampa, Fla. • 11.14.24
1.000% w/ 10 or more makes	12-12 • Texas A&M • College Station, Texas • 2.10.22

### BASKETS MADE

40+ field goals made	40 • Alabama A&M • Nashville, Tenn. • 12.29.24
10-14 3-point field goals made	11 • Georgia • Nashville, Tenn. • 01.02.25
15+ 3-point field goals made	17 • Alabama State • Nashville, Tenn. • 12.28.21
Did not make a 3-pointer	0-9 • Butler • Indianapolis • 12.7.23
Made 20+ free throws	29 (29-31) • Georgia • Nashville, Tenn. • 01.02.25
Made less than five free throws	3 (3-8) • South Florida • Tampa, Fla. • 11.14.24
Made 5-10 free throws	9 (9-14) • Ole Miss • Oxford, Miss. • 01.09.25

### OPPONENT BASKETS MADE

40+ field goals made	42 • South Carolina • Nashville, Tenn. • 1.14.21
10-14 3-point field goals made	10 • West Georgia • Nashville, Tenn. • 12.21.24
15+ 3-point field goals made	15 • Kentucky • Nashville, Tenn. • 01.05.25
Did not make a 3-pointer	0-8 • Ole Miss • Nashville, Tenn. • 2.20.22
Made 20+ free throws	20 (20-24) • Ole Miss • Nashville, Tenn. • 2.1.24
Made less than five free throws	4 (4-8) • Samford • Nashville, Tenn. • 11.22.24
Made 5-10 free throws	5 (5-16) • Alabama A&M • Nashville, Tenn. • 12.29.24

### REBOUNDS

10-20 rebounds	20 • Georgia • Nashville, Tenn. • 2.5.23
21-29 rebounds	26 • Ole Miss • Oxford, Miss. • 01.09.25
40-44 rebounds	41 • Alabama A&M • Nashville, Tenn. • 12.29.24
45-49 rebounds	48 • Appalachian State • Nashville, Tenn. • 12.1.24
50+ rebounds	51 • West Georgia • Nashville, Tenn. • 12.21.24
20+ rebound margin	+27 • Austin Peay • Nashville, Tenn. • 11.08.24
30+ rebound margin	+30 • Samford • Nashville, Tenn. • 11.22.24

### OPPONENT REBOUNDS

20-24 rebounds	24 • Miami • Coral Gables, Fla. • 12.04.24
25-29 rebounds	26 • Samford • Nashville, Tenn. • 11.22.24
40-44 rebounds	41 • Kentucky • Nashville, Tenn. • 01.05.25
45-49 rebounds	48 • Michigan State • Palm Springs, Calif. • 11.27.24
50+ rebounds	50 • NC State • Raleigh, N.C. • 11.29.23
20+ rebound margin	+22 • LSU • Nashville, Tenn. • 2.8.24

### STEALS

0-5 steals	5 • Kentucky • Nashville, Tenn. • 01.05.25
10-15 steals	13 • Alabama A&M • Nashville, Tenn. • 12.29.24
16-19 steals	17 • West Georgia • Nashville, Tenn. • 12.21.24
20+ steals	24 • Evansville • Nashville, Tenn. • 12.14.24

### OPPONENT STEALS

0-5 steals	4 • Kentucky • Nashville, Tenn. • 01.05.25
10-15 steals	14 • Michigan State • Palm Springs, Calif. • 11.27.24
15-19 steals	17 • Florida • Nashville, Tenn. • 1.7.24
20+ steals	22 • UCLA • Boston, Mass. • 11.26.95

### ASSISTS

0-9 assists	6 • South Florida • Tampa, Fla. • 11.14.24
15-19 assists	16 • Ole Miss • Oxford, Miss. • 01.09.25
20-25 assists	23 • West Georgia • Nashville, Tenn. • 12.21.24
25-29 assists	27 • Georgia • Nashville, Tenn. • 01.02.25
30-plus assists	30 • Alabama A&M • Nashville, Tenn. • 12.29.24

### OPPONENT ASSISTS

0-9 assists	8 • Evansville • Nashville, Tenn. • 12.14.24
15-19 assists	17 • Georgia • Nashville, Tenn. • 01.02.25
20-25 assists	26 • Ole Miss • Oxford, Miss. • 01.09.25

### TURNOVERS

5-10 turnovers	7 • Kentucky • Nashville, Tenn. • 01.05.25
20-24 turnovers	21 • Michigan State • Palm Springs, Calif. • 11.27.24
25-29 turnovers	25 • Ole Miss • Oxford, Miss. • 01.09.25
30-40 turnovers	37 • UCLA • Boston, Mass. • 11.26.95

### OPPONENT TURNOVERS

5-10 turnovers	6 • South Carolina • Columbia, S.C. • 1.28.24
20-24 turnovers	21 • Miami • Coral Gables, Fla. • 12.04.24
25-29 turnovers	26 • West Georgia • Nashville, Tenn. • 12.21.24
30-40 turnovers	36 • Evansville • Nashville, Tenn. • 12.14.24

### BLOCKED SHOTS

0 Blocks	0 • South Florida • Tampa, Fla. • 11.14.24
5-9 blocked shots	6 • Georgia • Nashville, Tenn. • 01.02.25

### OPPONENT BLOCKED SHOTS

0 Blocks	0 • Butler • Nashville, Tenn. • 11.17.24
5-9 blocked shots	7 • Michigan State • Palm Springs, Calif. • 11.27.24
10+ blocked shots	14 • South Carolina • Nashville, Tenn. • 1.19.23

### MARGIN OF VICTORY

1 point	vs. Lipscomb (72-71) • Nashville, Tenn. • 12.18.22
2 points	vs. UT Martin (70-68) • Martin, Tenn. • 11.9.23
10-19 points	19 • Alabama A&M (93-64) • Nashville, Tenn. • 12.29.24
20-30 points	26 • Georgia (108-82) • Georgia • Nashville, Tenn. • 01.02.25
Back-to-back 20+ points	49 • Hampton (94-45) • Nashville, Tenn. • 11.20.24 45 • Samford (104-59) • Nashville, Tenn. • 11.22.24
30-39 points	35 • West Georgia (103-68) • Nashville, Tenn. • 12.21.24
Back-to-back 30+ points	49 • Hampton (94-45) • Nashville, Tenn. • 11.20.24 45 • Samford (104-59) • Nashville, Tenn. • 11.22.24
40-49 points	45 • Samford (104-59) • Nashville, Tenn. • 11.22.24
Back-to-back 40+ points	49 • Hampton (94-45) • Nashville, Tenn. • 11.20.24 45 • Samford (104-59) • Nashville, Tenn. • 11.22.24
50-59 points	54 • Appalachian State (94-40) • Nashville, Tenn. • 12.01.24
Back-to-back 50+ points	52 • Lipscomb (102-50) • Memorial Gym • 11.04.24 56 • Austin Peay (93-37) • Nashville, Tenn. • 11.08.24
60-69 points	66 • Evansville (106-40) • Nashville, Tenn. • 12.14.24
70+ points	70 • Hampton (116-46) • Nashville, Tenn. • 11.29.98
Single-overtime win	vs. Lipscomb (72-71) • Nashville, Tenn. • 12.18.22
Double-overtime win	at Florida (106-98) • Gainesville, Fla. • 2.6.11
Triple-overtime win	NEVER OCCURRED

### OPPONENT MARGIN OF VICTORY

1 point	vs. Florida (53-52) • Greenville, S.C. • 3.3.22
2 points	vs. Missouri (65-63) • Nashville, Tenn. • 1.14.24
10-19 points	18 • Kentucky (96-78) • Nashville, Tenn. • 01.05.25
20-30 points	28 (87-59) • Ole Miss • Oxford, Miss. • 01.09.25
Back-to-back 20+ points	25 • LSU (88-63) • Baton Rouge, La. • 11.23 21 • Ole Miss (74-53) • Oxford, Miss. • 1.5.23
30-39 points	37 • Alabama (98-61) • Tuscaloosa, Ala. • 1.26.20
40-49 points	48 • South Carolina (96-48) • Nashville, Tenn. • 1.19.23
50-59 points	55 • South Carolina (85-30) • Columbia, S.C. • 01.24.22
60-69 points	63 • South Carolina (106-43) • Nashville, Tenn. • 01.14.21
70+ points	NEVER OCCURRED
Single-overtime win	Alabama (77-71) • Nashville, Tenn. • 2.6.22
Double-overtime win	Auburn (96-93) • Auburn, Ala. • 1.20.90
Triple-overtime win	NEVER OCCURRED





## LAST TIME...

**A DORE SCORED 20 OR MORE PTS**

Mikayla Blakes • 24 Pts vs. Kentucky • 01.05.25

**TWO DORES SCORED 20 OR MORE PTS**Mikayla Blakes • 36 Pts vs. Georgia • 01.02.25  
Khamil Pierre • 28 Pts vs. Georgia • 01.02.25**AN OPPONENT SCORED 20 OR MORE PTS**

Kennedy Todd-Williams, Ole Miss • 25 Pts • 01.09.25

**TWO OPPONENTS SCORED 20 OR MORE PTS**Georgia Amore, Kentucky • 24 Pts • 01.02.25  
Amelia Hassett, Kentucky • 20 Pts • 01.02.25**A DORE SCORED 30 OR MORE PTS**

Mikayla Blakes • 36 Pts vs. Georgia • 01.02.24

**AN OPP. SCORED 30 OR MORE PTS**

Aliyah Matharu, Florida • 35 Pts • 3.7.24

**A DORE SCORED 40 OR MORE PTS**

Khamil Pierre • 42 Pts vs. Evansville • 12.14.24

**A DORE COLLECTED 15 OR MORE REBS**

Khamil Pierre • 18 Reb vs. Evansville • 12.14.24

**AN OPP. COLLECTED 15 OR MORE REBS**

Clara Strack, Kentucky • 15 Reb • 01.05.25

**A DORE COLLECTED 10 OR MORE AST**

Jordyn Oliver • 11 Ast vs. Georgia • 01.02.24

**AN OPP. COLLECTED 10 OR MORE AST**

Alexis Morris, LSU • 12 Ast • 11.23

**A DORE HAD FIVE OR MORE STL**

Mikayla Blakes • 5 Stl at Dayton • 12.19.24

**AN OPP. COLLECTED FIVE OR MORE STL**

Grace VanSlooten, Michigan State • 5 Stl • 11.27.24

**A DORE HAD FIVE OR MORE BLK**

Sacha Washington • 6 Blk vs. Dayton • 12.20.23

**AN OPP. COLLECTED FIVE OR MORE BLK**

L'or Mputu, South Florida • 6 Blk • 11.14.24

**A DORE MADE 10-PLUS FG**

Khamil Pierre • 11 FGM vs. Georgia • 01.02.25

**A DORE MADE 10-PLUS FG IN BACK-TO-BACK GAMES**Khamil Pierre (3) • 10 FGM vs. West Georgia • 12.21.24  
13 FGM vs. Alabama A&M • 12.29.24  
11 FGM vs. Georgia • 01.02.25**AN OPP. MADE 10 OR MORE FG**

Grace VanSlooten, Michigan State • 11 FGM • 11.27.24

**A DORE ATTEMPTED 20 OR MORE FG**Mikayla Blakes • 22 FGA vs. Kentucky • 01.05.25  
Khamil Pierre • 22 FGA vs. Kentucky • 01.05.25**AN OPP. ATTEMPTED 20 OR MORE FG**

Ivy Wolf, Dayton • 21 FGA • 12.19.24

**A DORE MADE 10 OR MORE FREE THROWS**

Mikayla Blakes • 13 FTM vs. Georgia • 01.02.25

**AN OPP. MADE 10 OR MORE FREE THROWS**

Diamond Battles, Georgia • 10 FTM • 2.5.23

**A DORE MADE 5 OR MORE 3-PT FG**

Iyana Moore • 5 3PT FGM vs. Kentucky • 01.05.25

**AN OPP. MADE 5 OR MORE 3-PT FG**

Kennedy Todd-Williams, Ole Miss • 5 3PT FGM • 01.09.25

**VANDY HAD 5 OR PLAYERS IN DBL FIGURES**

Five Players • vs. Georgia • 01.02.25

**AN OPP. HAD 5 OR PLAYERS IN DBL FIGURES**

Ole Miss • Five Players • 01.09.25

**VANDY PLAYER HAD A DOUBLE-DOUBLE**

Khamil Pierre • 19 pts, 11 reb vs. Kentucky • 01.05.25

**A DORE HAD CONSECUTIVE DOUBLE-DOUBLES**Khamil Pierre (4) • 14 pts, 10 reb at Dayton • 12.19.24  
23 pts, 10 reb vs. West Georgia • 12.21.24  
42 pts, 18 reb vs. Evansville • 12.14.24  
28 pts, 13 reb at Miami • 12.04.24**AN OPP. HAD A DOUBLE-DOUBLE**

Clara Strack, Kentucky • 17 pts, 15 reb • 01.05.25

**VANDY HAD 2 PLAYERS POST A DOUBLE-DOUBLE**

vs. Evansville • 12.14.24

Khamil Pierre • 42 pts, 18 reb  
Leilani Kapinus • 11 reb, 10 pts**AN OPP. HAD 2 PLAYERS POST A DOUBLE-DOUBLE**

Dayton State • 12.19.24

Ivy Wolf, Dayton • 23 pts, 10 reb  
Arianna Smith, Dayton • 16 pts, 12 reb**VANDY HAD 3 PLAYERS POST A DBL-DBL**

vs. Western Kentucky • 11.15.23

Sacha Washington • 18 pts, 10 reb  
Jordyn Oliver • 15 pts, 10 reb  
Jordyn Cambridge • 11 pts, 13 reb**VANDY PLAYER HAD A TRIPLE-DOUBLE**Jordyn Cambridge • vs. Texas A&M • 3.2.23  
15 reb, 13 pts, 10 ast**ALL VANDY PLAYERS THAT PLAYED SCORED**

9 players vs. Arizona • 11.26.24

## RECORD WHEN...

**2024-25 OVERALL****14-3**

AT HOME	10-1
ON THE ROAD	3-1
NEUTRAL GAMES	1-1
IN OVERTIME	0-0
IN DOUBLE OVERTIME	0-0
AFTER A WIN	12-2
AFTER A LOSS	1-1
LEADING AT HALFTIME	14-0
TRAILING AT HALFTIME	0-3
TIED AT HALFTIME	0-0
LEADING AFTER 1ST QUARTER	13-3
TRAILING AFTER 1ST QUARTER	1-0
TIED SCORE AFTER 1ST QUARTER	0-0
OUTSCORING OPP. IN 2ND HALF	13-0
OUTSCORED BY OPP. IN 2ND HALF	1-3
SCORING SAME PTS IN 2ND HALF	0-0
LEADING WITH 5 MIN. REMAINING	14-1
TRAILING WITH 5 MIN. REMAINING	0-2
TIED WITH 5 MIN. REMAINING	0-0
SCORING FEWER THAN 50 POINTS	0-0
SCORING 50-59 POINTS	0-1
SCORING 60-69 POINTS	1-0
SCORING 70-79 POINTS	1-2
SCORING 80-89 POINTS	3-0
SCORING 90-99 POINTS	4-0
SCORING 100+ POINTS	5-0
ALLOWING 39-OR-FEWER POINTS	1-0
ALLOWING 40-49 POINTS	4-0
ALLOWING 50-59 POINTS	3-0
ALLOWING 60-69 POINTS	4-0
ALLOWING 70-79 POINTS	1-1
ALLOWING 80-89 POINTS	1-1
ALLOWING 90-OR-MORE POINTS	0-1
GAME DECIDED BY 1-POINT	0-0
GAME DECIDED BY 2-3 POINTS	0-0
GAME DECIDED BY 4-5 POINTS	0-0
GAME DECIDED BY 6-9 POINTS	0-1
GAME DECIDED BY 10-19 POINTS	5-1
GAME DECIDED BY 20-29 POINTS	2-1
GAME DECIDED BY 30-39 POINTS	1-0
GAME DECIDED BY 40-49 POINTS	2-0
GAME DECIDED BY 50-59 POINTS	3-0
GAME DECIDED BY 60+ POINTS	1-0
HIGHER FIELD GOAL PERCENTAGE	11-0
LOWER FIELD GOAL PERCENTAGE	3-3
SAME FIELD GOAL PERCENTAGE	0-0
SHOOTING LESS THAN 30%	0-0
SHOOTING 30-39%	3-2
SHOOTING 40-49%	5-1
SHOOTING 50+%	6-0
OPP. SHOOTING LESS 30%	5-0
OPP. SHOOTING 30-39%	5-0
OPP. SHOOTING 40-49%	3-1
OPP. SHOOTING 50+%	1-2
MORE MADE 3-PT THAN OPP.	8-0
FEWER MADE 3-PT THAN OPP.	4-3
SAME 3-PT MAKES AS OPP.	2-0
MAKING FEWER THAN FIVE 3-PT FG	2-2
MAKING BETWEEN 5-9 3-PT FG	10-1
MAKING 10+ 3-PT FG	2-0
ALLOWING FEWER THAN 5 3-PT FG	9-1
ALLOWING BETWEEN 5-9 3-PT FG	3-1
ALLOWING 10+ 3-PT FG	2-1

MAKING MORE FREE THROWS	13-0
MAKING FEWER FREE THROWS	0-2
MAKING SAME FREE THROWS	1-1
MAKING FEWER THEN 10 FREE THROWS	2-1
MAKING 10-19 FREE THROWS	9-2
MAKINGS 20+ FREE THROWS	3-0
OPP. MAKES 0-10 FREE THROWS	10-0
OPP. MAKES 10-19 FREE THROWS	4-3
OPP. MAKES 20+ FREE THROWS	0-0
OUTREBOUNDING OPP.	11-0
OUTREBOUNDED BY OPP.	3-3
SAME TOTAL OF REBOUNDS	0-0
FEWER THAN 10 ASSISTS	1-0
10-19 ASSISTS	6-3
20+ ASSISTS	7-0
NO BLOCKS	0-0
1-4 BLOCKS	9-3
5+ BLOCKS	5-0
COMMITTING FEWER TURNOVERS	14-1
COMMITTING MORE TURNOVERS	0-2
COMMITTING SAME TURNOVERS	0-0
FORCING FEWER THAN 10 TURNOVERS	0-0
FORCING 10-19 TURNOVERS	2-2
FORCING 20-29 TURNOVERS	10-1
FORCING 30+ TURNOVERS	2-0
IN DAY GAMES	7-3
IN NIGHT GAMES	7-0
ON SUNDAY	3-1
ON MONDAY	1-0
ON TUESDAY	1-0
ON WEDNESDAY	2-1
ON THURSDAY	3-1
ON FRIDAY	2-0
ON SATURDAY	2-0
IN NOVEMBER	7-1
IN DECEMBER	6-0
IN JANUARY	1-2
IN FEBRUARY	0-0
IN MARCH	0-0

VS. SEC	1-2
VS. SEC AT MEMORIAL GYM	1-1
VS. SEC ON THE ROAD	0-1
VS. RANKED OPPONENTS	0-1
WINNING THE OPENING TIP	11-1
LOSING THE OPENING TIP	3-2
WEARING WHITE	6-1
WEARING VANDY SCRIPT WHITE	2-1
WEARING GOLD	1-0
WEARING BLACK	3-1
WEARING V BLACK	1-0
WEARING GRAY	1-0
WEARING PLAY4KAY JERSEY	0-0





## 2024-25 GAME LEADERS

OPPONENT	DATE	SCORE	W/L	POINTS	REBOUNDS	ASSISTS	STEALS	BLOCKS
Lipscomb	11-04-24	102-50	W	Pierre (25)	Pierre (14)	Blakes (5)	Greene (6)	Mitchell (1)
Austin Peay	11-08-24	93-37	W	Blakes/Moore (16)	Pierre (10)	Greene/Moore (3)	Blakes (3)	Kapinus/Makurat/Nwaba (2)
at South Florida	11-14-24	62-49	W	Pierre (17)	Pierre (10)	Oliver (3)	Blakes/Oliver (2)	--
Butler	11-17-24	81-52	W	Blakes (29)	Pierre (8)	Oliver (6)	Pierre (4)	Kapinus/Nwaba (1)
Hampton	11-20-24	94-45	W	Blakes (22)	Pierre (12)	Blakes (8)	Blakes/Pierre (3)	Nwaba (3)
Samford	11-22-24	104-59	W	Pierre (21)	Pierre (12)	Greene/Kapinus (6)	Kapinus/Pierre (4)	Blakes/Kapinus/Mitchell (1)
vs. Arizona	11-26-24	71-60	W	Pierre (25)	Pierre (15)	Blakes/Moore (4)	Pierre (7)	Kapinus (2)
vs. Michigan State	11-27-24	70-78	L	Pierre (19)	Mitchell/Oliver/Pierre (6)	Oliver/Pierre (4)	Pierre (4)	Kapinus/Mitchell/Oliver (1)
Appalachian State	12-01-24	94-40	W	Blakes (20)	Kapinus/Pissott (7)	Blakes (6)	Blakes (7)	Nwaba (1)
at Miami (Fl.)	12-04-24	88-70	W	Pierre (28)	Pierre (13)	Moore (7)	Pierre (4)	Moore (1)
Evansville	12-14-24	106-40	W	Pierre (42)	Pierre (18)	Blakes/Moore (3)	Pierre (8)	Mitchell (2)
at Dayton	12-19-24	80-66	W	Greene (25)	Pierre (10)	Oliver (7)	Blakes (5)	Oliver (3)
West Georgia	12-21-24	103-68	W	Blakes (24)	Pierre (10)	Blakes (6)	Oliver (4)	Oliver (3)
Alabama A&M	12-29-24	93-64	W	Pierre (29)	Oliver/Pierre (7)	Oliver (8)	Pierre (4)	Blakes/Pierre (1)
Georgia	01-02-25	108-82	W	Blakes (36)	Oliver (10)	Oliver (11)	Mitchell (2)	Moore (2)
Kentucky	01-05-25	78-96	L	Blakes (24)	Pierre (11)	Pierre (5)	Blakes (3)	Blakes (1)
at Ole Miss	01-09-25	59-87	L	Blakes (19)	Blakes (5)	Oliver (6)	Greene/Moore/Pierre (2)	Pierre (1)
at LSU	01-13-25							
Tennessee	01-19-25							
Arkansas	01-23-25							
at Alabama	01-26-25							
at Florida	01-30-25							
Ole Miss	02-02-25							
at Texas	02-06-25							
Mississippi State	02-13-25							
at Auburn	02-16-25							
at Oklahoma	02-20-25							
South Carolina	02-23-25							
Texas A&M	02-27-25							
at Missouri	03-02-25							

POINTS	REBOUNDS	ASSISTS	STEALS	BLOCKS
Khamil Pierre 8 (7-1)	Khamil Pierre 13 (12-2)	Jordyn Oliver 7 (5-2)	Khamil Pierre 9 (7-2)	Lelilani Kapinus 5 (4-1)
Mikayla Blakes 8 (6-2)	Jordyn Oliver 3 (2-1)	Mikayla Blakes 6 (6-0)	Mikayla Blakes 6 (5-1)	Jane Nwaba 4 (4-0)
Madison Greene 1 (1-0)	Leilani Kapinus 1 (1-0)	Iyana Moore 4 (4-0)	Jordyn Oliver 2 (2-0)	Aiyana Mitchell 4 (3-1)
Iyana Moore 1 (1-0)	Justine Pissott 1 (1-0)	Madison Greene 2 (2-0)	Madison Greene 2 (1-1)	Jordyn Oliver 3 (2-1)
	Aiyana Mitchell 1 (0-1)	Leilani Kapinus 1 (1-0)	Leilani Kapinus 1 (1-0)	Mikayla Blakes 3 (2-1)
	Mikayla Blakes 1 (0-1)	Khamil Pierre 2 (0-2)	Aiyana Mitchell 1 (1-0)	Iyana Moore 2 (2-0)
			Iyana Moore 1 (0-1)	Khamil Pierre 2 (1-1)
				Aga Makurat 1 (1-0)

## 2024-25 GAME HIGHS &amp; LOWS

## HIGHS

Points	108	vs. Georgia (01/02/25)
FG Made	44	vs. Evansville (12/14/24)
FG Attempts	93	vs. Evansville (12/14/24)
3-Pt FG Made	13	vs. Appalachian St. (12/1/24)
3-PT FG Attempts	38	vs. Appalachian St. (12/1/24)
FT Made	29	vs. Georgia (01/02/25)
FT Attempts	31	vs. Arizona (11/26/24) vs. Georgia (01/02/25)
Rebounds	56	vs. Samford (11/22/24)
Assists	30	vs. Alabama A&M (12/29/24)
Steals	24	vs. Evansville (12/14/24)
Blocks	9	vs. West Georgia (12/21/24)
Turnovers	23	vs. Arizona (11/26/24) at Ole Miss (01/09/25)
Fouls	22	vs. Michigan State (11/27/24)

## LOWS

Points	59	at Ole Miss (01/09/25)
FG Made	21	vs. Arizona (11/26/24)
FG Attempts	53	at Ole Miss (01/09/25)
3-Pt FG Made	2	vs. Evansville (12/14/24)
3-PT FG Attempts	14	vs. Arizona (11/26/24) vs. Michigan State (11/27/24)
FT Made	3	at South Florida (11/14/24)
FT Attempts	8	at South Florida (11/14/24)
Rebounds	26	at Ole Miss (01/09/25)
Assists	6	at South Florida (11/14/24)
Steals	5	vs. Georgia (01/02/25)
Blocks	0	at South Florida (11/14/24)
Turnovers	5	vs. Georgia (01/02/25)
Fouls	9	vs. Alabama A&M (12/29/24)





## VANDERBILT STATS

## BENCH PRODUCTION

Game	VU-OPP	Diff.	Top Bench Scorer
Lipscomb	31-25	+6	Madison Greene, 14
Austin Peay	35-12	+23	Madison Greene, 13
at South Fla.	6-32	-26	Makurat/Mitchell/Moore, 2
Butler	17-18	-1	Aiyana Mitchell, 6
Hampton	33-18	+15	Madison Greene, 11
Samford	43-18	+25	Madison Greene, 16
vs. Arizona	15-6	+9	Leilani Kapinus, 7
vs. Michigan St.	7-9	-2	Aiyana Mitchell, 6
Appalachian St.	31-24	+7	Aga Makurat, 7
at Miami	17-11	+6	Leilani Kapinus, 8
Evansville	24-9	+15	Leilani Kapinus, 10
at Dayton	27-18	+9	Madison Greene, 25
West Georgia	35-29	+6	Leilani Kapinus, 10
Alabama A&M	30-18	+12	Madison Greene, 12
Georgia	14-34	-20	Madison Greene, 10
Kentucky	7-4	+3	Madison Greene, 3
at Ole Miss	13-16	-3	Madison Greene, 9
<b>Total</b>	<b>385-301</b>	<b>+84</b>	<b>Madison Greene, 122</b>
<b>AVG.</b>	<b>22.6-17.7</b>	<b>+4.9</b>	<b>Madison Greene, 9.4 ppg</b>

## SPECIALTY STATS

Game	Off TO	Paint	2nd Chance	Fastbreak
Lipscomb	22-8	70-22	23-8	27-3
Austin Peay	33-10	42-20	20-4	24-1
at South Fla.	19-12	28-24	12-7	3-4
Butler	41-13	30-20	10-7	14-7
Hampton	36-12	46-28	19-4	13-6
Samford	24-3	60-22	28-9	26-9
vs. Arizona	29-19	20-40	17-13	9-8
vs. Michigan St.	23-20	42-48	14-16	15-6
Appalachian St.	33-7	38-22	21-7	21-2
at Miami	27-14	46-40	16-2	8-3
Evansville	54-3	76-20	40-9	25-4
at Dayton	32-7	28-42	14-8	14-6
West Georgia	37-16	62-22	29-13	30-16
Alabama A&M	24-11	60-42	19-9	23-14
Georgia	26-8	34-48	15-13	15-12
Kentucky	7-16	26-26	26-9	5-6
at Ole Miss	19-22	34-38	9-10	7-10
<b>Total</b>	<b>486-201</b>	<b>742-524</b>	<b>332-148</b>	<b>279-117</b>
<b>AVG.</b>	<b>28.6-11.8</b>	<b>43.6-30.8</b>	<b>19.5-8.7</b>	<b>16.4-6.9</b>



## 2024-25 GAME COMPARISON

Opponent	1st	2nd	3rd	4th	Final	Mar	Total FG	FG Pct	3-Pointers	3FG Pct	Free Throws	FT Pct	Rebs	Mar	Ast	TOver	Block	Steal	Fouls
Lipscomb	31-15	22-10	28-14	21-11	102-50	+52	43-81/17-61	.531/.279	5-17/6-35	.294/.171	11-14/10-17	.786/.588	54-32	+22	17-6	12-23	1-2	15-2	15-17
Austin Peay	24-16	28-10	26-4	15-7	93-37	+56	32-71/15-52	.451/.288	6-17/3-14	.353/.214	23-30/4-14	.767/.286	55-28	+27	15-6	12-25	8-2	10-6	15-27
at South Florida	19-17	15-9	20-11	8-12	62-49	+13	26-68/21-57	.382/.368	7-28/4-18	.250/.222	3-8/3-3	.375/1.000	37-43	+6	6-13	12-23	0-8	8-5	11-14
Butler	17-8	20-12	22-16	22-16	81-52	+19	29-57/18-47	.509/.383	8-18/8-18	.444/.444	15-19/8-11	.789/.727	33-25	+8	18-12	21-30	2-0	17-12	16-16
Hampton	23-21	28-7	25-4	18-13	94-45	+49	38-70/18-49	.543/.367	8-25/3-12	.320/.250	10-12/6-8	.833/.750	40-24	+16	22-9	11-24	6-1	11-7	11-15
Samford	19-21	24-8	23-16	38-14	104-59	+45	42-83/22-56	.506/.393	8-19/11-29	.421/.379	12-20/4-8	.600/.500	56-26	+30	23-16	11-22	3-2	17-8	17-19
vs. Arizona	15-7	16-11	19-19	21-23	71-60	+11	21-54/25-58	.389/.431	6-14/4-16	.429/.250	23-31/6-11	.742/.545	40-33	+7	12-12	23-26	2-2	19-11	19-22
vs. Michigan State	19-16	8-13	22-16	21-33	70-78	-8	26-64/28-65	.496/.431	3-14/4-12	.214/.333	15-20/18-25	.750/.720	34-48	-14	17-15	21-24	3-7	15-14	22-21
Appalachian State	33-2	18-13	14-16	29-9	94-40	+54	33-77/16-54	.429/.296	13-38/3-16	.342/.188	15-15/5-8	1.000/.625	48-36	+12	23-8	6-21	1-3	14-3	10-15
at Miami	23-13	23-18	23-24	19-15	88-70	+18	34-68/28-53	.500/.528	9-24/6-17	.375/.353	11-15/8-11	.733/.727	36-24	+12	20-14	15-21	1-1	7-8	16-16
Evansville	34-12	24-8	28-11	20-9	106-40	+66	44-93/15-54	.473/.278	2-24/4-27	.083/.148	16-19/6-9	.842/.667	55-36	+19	13-8	9-36	4-2	24-2	15-18
at Dayton	33-15	13-24	13-17	21-10	80-66	+14	29-76/26-53	.382/.491	9-26/3-14	.346/.214	13-15/11-12	.867/.917	33-42	+9	18-16	8-26	3-4	16-3	14-15
West Georgia	24-14	35-13	20-25	24-16	103-68	+35	41-84/25-68	.488/.368	7-27/10-29	.259/.345	14-19/8-12	.737/.667	51-41	+10	23-19	13-26	9-3	17-8	11-13
Alabama A&M	24-16	21-11	22-19	26-18	93-64	+19	40-71/27-64	.563/.422	5-19/5-16	.263/.313	8-14/5-9	.571/.556	41-30	+11	30-13	15-19	2-2	13-9	9-14
Georgia	26-13	24-16	29-28	29-25	108-82	+26	34-71/32-69	.479/.464	11-25/4-17	.440/.235	29-31/14-20	.935/.700	35-44	-9	27-17	8-18	6-1	5-4	18-22
Kentucky	17-31	21-20	19-19	21-26	78-96	-18	27-74/33-61	.365/.541	9-30/15-31	.300/.484	15-20/15-20	.750/.750	39/41	-2	11-20	7-10	1-4	5-4	20-19
at Ole Miss	11-17	14-27	12-27	22-16	59-87	-28	23-53/33-63	.434/.524	4-17/9-22	.235/.409	9-14/12-13	.643/.923	26-36	-10	16-26	23-26	1-3	9-18	13-17
at LSU																			
Tennessee																			
Arkansas																			
at Alabama																			
at Florida																			
Ole Miss																			
at Texas																			
Mississippi State																			
at Auburn																			
at Oklahoma																			
South Carolina																			
Texas A&M																			
at Missouri																			
SEASON TOTAL	392-257	354-230	365-286	375-273	1486-1043	+443	562-1215/399-984	.463/.405	120-382/102-343	.314/.297	242-316/143-211	.766/.678	713-589	+124	311-230	227-392	53-47	222-116	254-299
SEASON AVG	23.1-15.1	20.8-13.5	21.5-16.8	22.1-16.1	87.4-61.4	+26.1	33.1-71.5/23.5-57.9		7.1-22.5/6.0-20.2		14.2-18.6/8.4-12.4		41.9-34.6	+7.3	18.3-13.5	13.4-23.1	3.1-2.8	13.1-6.8	14.9-17.6

SEASON HIGH | SEASON LOW

## 2024-25 GAME-BY-GAME STATS

Opponent	Date	Score	W/L	Total		3-Pointers		Free throws		Rebounds				Other Stats							
				FG-FGA	PCT	3FG-3FGA	PCT	FT-FTA	PCT	OFF	DEF	TOT	AVG	PF	A	TO	BLK	STL	PTS	AVG	
Lipscomb	11/04/2024	102-50	W	43-81	.531	5-17	.294	11-14	.786	22	32	54	54.0	17	17	12	1	15	102	102.0	
Austin Peay	11/08/2024	93-37	W	32-71	.451	6-17	.353	23-30	.767	21	34	55	54.5	15	15	12	8	10	93	97.5	
at South Fla.	11/14/2024	62-49	W	26-68	.382	7-28	.250	3-8	.375	12	25	37	48.7	11	6	12	0	8	62	85.7	
Butler	11/17/2024	81-52	W	29-57	.509	8-18	.444	15-19	.789	13	20	33	44.8	16	18	21	2	17	81	84.5	
Hampton	11/20/2024	94-45	W	38-70	.543	8-25	.320	10-12	.833	15	25	40	43.8	11	22	11	6	11	94	86.4	
Samford	11/22/2024	104-59	W	42-83	.506	8-19	.421	12-20	.600	27	29	56	45.8	17	23	11	3	17	104	89.3	
vs Arizona	11/26/2024	71-60	W	21-54	.389	6-14	.429	23-31	.742	15	25	40	45.0	19	12	23	2	19	71	86.7	
vs Michigan St.	11/27/2024	70-78	L	26-64	.406	3-14	.214	15-20	.750	14	20	34	43.6	22	17	21	3	15	70	84.6	
App State	12/01/2024	94-40	W	33-77	.429	13-38	.342	15-15	1.000	18	30	48	44.1	10	23	6	1	14	94	85.7	
at Miami (FL)	12/04/2024	88-70	W	34-68	.500	9-24	.375	11-15	.733	17	19	36	43.3	16	20	15	1	7	88	85.9	
Evansville	12/14/2024	106-40	W	44-93	.473	2-24	.083	16-19	.842	29	26	55	44.4	15	13	9	4	24	106	87.7	
at Dayton	12/19/2024	80-66	W	29-76	.382	9-26	.346	13-15	.867	16	17	33	43.4	14	18	8	3	16	80	87.1	
West Ga.	12/21/2024	103-68	W	41-84	.488	7-27	.259	14-19	.737	24	27	51	44.0	11	23	13	9	17	103	88.3	
Alabama A&M	12/29/2024	93-64	W	40-71	.563	5-19	.263	8-14	.571	13	28	41	43.8	9	30	15	2	13	93	88.6	
Georgia	01/02/2025	108-82	W	34-71	.479	11-25	.440	29-31	.935	10	25	35	43.2	18	27	8	6	5	108	89.9	
Kentucky	01/05/2025	78-96	L	27-74	.365	9-30	.300	15-20	.750	19	20	39	42.9	20	11	7	1	5	78	89.2	
at Ole Miss	01/09/2025	59-87	L	23-53	.434	4-17	.235	9-14	.643	7	19	26	41.9	13	16	23	1	9	59	87.4	
<b>Total</b>				<b>1486</b>	<b>562-1215</b>	<b>.463</b>	<b>120-382</b>	<b>.314</b>	<b>242-316</b>	<b>.766</b>	<b>292</b>	<b>421</b>	<b>713</b>	<b>41.9</b>	<b>254</b>	<b>311</b>	<b>227</b>	<b>53</b>	<b>222</b>	<b>1486</b>	<b>87.4</b>
Opponents				1043	399-984	.405	102-343	.297	143-211	.678	191	398	589	34.6	299	230	392	47	116	1043	61.4

## Vanderbilt Averages

Games Played	Points/game	FG Pct	3FG Pct	FT Pct	Rebounds/game	Assists/game	Turnovers/game	Assist/Turnover ratio	Steals/game	Blocks/game
17	87.4	46.3	31.4	76.6	41.9	18.3	13.4	1.4	13.1	3.1





# SHEA RALPH

HEAD COACH  
 FOURTH SEASON  
 UConn - '01



## THE SHEA RALPH FILE

### Head Coach Vanderbilt (2021-Current)

- 65-51 overall record in four seasons at Vanderbilt
- Guided Vanderbilt to its first NCAA Tournament bid since the 2014 NCAA Tournament in 2023-24 and posted the Dores' first NCAA Tournament victory since 2013
- Posted the largest win improvement from one season to next in school history during the 2023-24 season, as Vandy's 23 victories marked an 11-win improvement from 2022-23
- Led Vanderbilt to its first postseason bid since the 2013-14 campaign with an appearance in the 2022 WNIT in her debut season in 2021-22
- Guided Vandy to a school record six SEC road wins in '23-'24
- Five players have earned All-SEC honors under Ralph

### Assistant Coach UConn (2008-2021)

- 462-22 in 13 seasons as an assistant coach at UConn
- Won Six NCAA National Championships
- 12 Final Four Appearances
- 16 Conference Titles
- Coached 21 WNBA Draft Picks, 9 top-5 picks, three No. 1 picks

### Assistant Coach Pittsburgh (2003-2008)

- 86-66 in five seasons as an assistant coach at Pittsburgh
- 2008 Sweet 16 Appearance
- Two NCAA Tournament Appearances (2007 & 08)
- 2006 WNIT Final Four

### Player UConn (1996-2001)

- Drafted by Utah Starzz in 2001 WNBA Draft
- Scored 1,678 career points, Ranks 8th in UConn history
- Won 2000 NCAA National Championship
- 2000 NCAA Women's Final Four MVP
- 2000 Big East Player of the Year
- 2000 All-American
- 2000 Sports Illustrated Women's College Player of the Year
- Honda Award Winner

Shea Ralph was named the sixth head coach in Vanderbilt women's basketball history on April 13, 2021. The 2024-25 campaign marks her fourth season leading the Commodores.

Ralph orchestrated one of the biggest turn-arounds in program history during the 2023-24 season, as the Commodores went from being projected last in the SEC preseason polls to earning the program's first bid into the NCAA Tournament in 10 seasons.

Vanderbilt went 23-10 in Year 3 under Ralph's direction, as the Commodores made their first appearance in the NCAA Tournament since the 2013-14 campaign. The 23 wins marked an 11-win improvement from a season ago, which is the second-largest win improvement from one season to the next in program history.

The Commodores went out and proved the preseason prognosticators wrong in 2023-24, as Vandy finished sixth in the SEC after being picked 13th in the Preseason SEC Coaches Poll and 14th in the Preseason SEC Media Poll. The Dores went 9-7 in SEC play and won a program-record six road SEC games. The nine SEC wins were the most for Vanderbilt since the 2012-13 campaign. The Commodores earned the No. 6 seed in the 2024 SEC Women's Basketball Tournament, which was the program's highest seed at the SEC Tournament since 2011.

Vanderbilt's at-large bid into the 2024 NCAA



Tournament marked the second time in her three seasons that Ralph has led the Commodores to the postseason.

A total of three Commodores earned All-SEC honors in Year 3 under Ralph. Iyana Moore made her first appearance on the All-SEC second team, while Jordyn Cambridge was named to the All-SEC defensive team for a school-record third time. Khamil Pierre was named to the All-SEC freshman team, making her the third Commodore to earn a spot on the team under Ralph, joining Moore and Sacha Washington. Pierre also was named SEC Freshman of the Week a program record five times during the season.

Vanderbilt's hard-nosed and gritty approach helped the Commodores become one of the elite defensive teams in the SEC, as Vandy ranked third in steals per game at 10.2 steals. The Dores' 315 steals during the 2023-24 campaign are the third-most in a season in program history.

Vanderbilt was hit hard with a plethora of pre-season injuries to begin the 2022-23 campaign. Coach Ralph was able to rally the Commodores and record a second-straight double-digit win season, marking the first time in six years that Vandy has posted back-to-back double-digit win campaigns.

During the 2022-23 campaign, Ralph guided Vanderbilt to a winning record inside Memorial Gymnasium for the 38th time in the last 40 seasons. The Commodores won nine games at Memorial Gym, which included victories over Texas A&M, Arkansas, and Kentucky.

Ralph was key in the development of Ciaja Harbison, who transferred into the program for her graduate season and become one of the most prolific scorers in the SEC. Harbison earned second team All-SEC honors after averaging 19.6 points per game and shot 40.6% from the field. The only player in the SEC to score 40 points in a game this season, Harbison had three outings with 30-plus points among the 23 times she has scored in double figures while recording the





highest scoring average of her collegiate career. Harbison has led the Commodores in scoring 16 times, assists on 20 occasions and steals in 15 games. Harbison tied a school record with 41 points and added five steals in a January win over Texas A&M

In her inaugural season, Ralph led Vanderbilt to its first postseason appearance since 2014. The Commodores reached the third round of the Women's National Invitation Tournament, their longest postseason run since 2013. Vanderbilt also recorded its first SEC Tournament victory in six years when it defeated Texas A&M 85-69 on March 2, 2022.



In all, Ralph accrued the third-most wins of any women's basketball coach in a debut season. That included a 63-59 victory against No. 15 Florida in Memorial Gymnasium on Feb. 24, 2022, the program's first win against a ranked opponent since 2020.

Ralph wasted no time helping individual student-athletes realize their full potential. Jordyn Cambridge, Iyana Moore and Sacha Washington earned All-SEC accolades during the 2021-22 campaign. Cambridge recorded the program's first postseason triple-double during the SEC Tournament, while she and Moore contributed to a program-record 17 3-pointers against Alabama State on Dec. 28, 2021.

A seven-time national champion as a student-athlete or coach, Ralph arrived at Vanderbilt after spending the previous 13 seasons as an assistant coach alongside Geno Auriemma at the University of Connecticut. While serving as a coach at her alma mater, Ralph helped guide the Huskies to 12 Final Four appearances and six national championships, including a record four consecutive titles from 2013-16.

Ralph was an instrumental figure in recruiting and player development with the Huskies. She mentored standouts like Paige Bueckers, who in 2020-21 became the first freshman to sweep the major national player-of-the-year awards:

## RALPH'S CAREER RECORD

SEASON	TEAM	OVERALL	CONF.	CONF. FINISH	POSTSEASON
1996-97	UConn (Player)	33-1	18-0	1st	Elite Eight
1997-98	UConn (Player)	34-3	17-1	1st	Elite Eight
1998-99	UConn (Player)	29-5	17-1	T-1st	Sweet 16
1999-00	UConn (Player)	36-1	18-0	T-1st	NCAA Champions
2000-01	UConn (Player)	32-3	17-1	1st	Final Four
2003-04	Pittsburgh (AC)	6-20	2-14	13th	--
2004-05	Pittsburgh (AC)	13-15	5-11	10th	--
2005-06	Pittsburgh (AC)	22-11	9-7	T-6th	WNIT Final Four
2006-07	Pittsburgh (AC)	24-9	10-6	T-5th	NCAA 2nd Rd
2007-08	Pittsburgh (AC)	24-11	10-6	T-5th	Sweet 16
2008-09	UConn (AC)	39-0	16-0	1st	NCAA Champions
2009-10	UConn (AC)	39-0	16-0	1st	NCAA Champions
2010-11	UConn (AC)	36-2	16-0	1st	Final Four
2011-12	UConn (AC)	33-5	13-3	T-2nd	Final Four
2012-13	UConn (AC)	35-4	14-2	2nd	NCAA Champions
2013-14	UConn (AC)	40-0	18-0	1st	NCAA Champions
2014-15	UConn (AC)	38-1	18-0	1st	NCAA Champions
2015-16	UConn (AC)	38-0	18-0	1st	NCAA Champions
2016-17	UConn (AC)	36-1	16-0	1st	Final Four
2017-18	UConn (AC)	36-1	16-0	1st	Final Four
2018-19	UConn (AC)	35-3	16-0	1st	Final Four
2019-20	UConn (AC)	29-3	16-0	1st	Tournament Canceled
2020-21	UConn (AC)	28-2	18-0	1st	Final Four
2021-22	Vanderbilt (HC)	16-19	4-12	T-12th	WNIT Sweet 16
2022-23	Vanderbilt (HC)	12-19	3-13	12th	--
2023-24	Vanderbilt (HC)	23-10	9-7	6th	NCAA 1st Rd
2024-25	Vanderbilt (HC)	14-3	0-0	--	--

AT VANDERBILT: 65-51 (.565) - Four Seasons

TOTAL: 779-151 (.839) - 27 Seasons

7- NCAA National Titles ('00, '09, '10, '13, '14, '15, '16)

14 - NCAA Final Fours ('00, '01, '09, '10, '11, '12, '13, '14, '15, '16, '17, '18, '19)

16 - NCAA Elite Eights ('97, '98, '00, '01, '09, '10, '11, '12, '13, '14, '15, '16, '17, '18, '19)

18 - NCAA Sweet 16 Appearances | 16 - Conference Regular Season Championships

the Naismith Trophy, Associated Press Player of the Year, USBWA National Player of the Year, Lieberman Award and Wooden Award.

In all, Ralph worked with 21 WNBA draft picks at UConn, including nine top-five picks and three No. 1 overall selections: Tina Charles, Maya Moore and Breanna Stewart.

Prior to returning to UConn as an assistant, Ralph spent five seasons at the University of Pittsburgh from 2003-08. She was instrumental in a period of unprecedented success, helping the Panthers improve from single-digit victories to at least 22 victories in each of her final three seasons. Pitt also reached the Sweet 16 for the first time in program history in 2008.

As one of the most celebrated student-athletes in women's basketball history, Ralph ranks eighth in UConn's storied record book with 1,678 points. She also ranks among the program's all-time top 10 in career assists (456), steals (252) and field goal percentage (57.9). Ralph graduated from Connecticut in 2001 with a degree in exercise physiology.

In leading UConn to a national championship in 2000, Ralph was named an All-American and Big East Player of the Year. She was selected at the most valuable player in the 2000 NCAA Women's Final Four. She also won the Honda Award, presented to the premier female student-athlete in 12 collegiate sports, and the "Sports Illustrated for Women" Player of the Year.

Ralph was selected by the Utah Starzz in the 2001 WNBA Draft, but was unable to pursue a professional career due to a knee injury.

Ralph and her husband, Tom Garrick, have one daughter, Maysen. Currently a member of the Vanderbilt coaching staff, Garrick served as head coach of the UMass-Lowell women's basketball program from 2018-21 and previously served as a Vanderbilt assistant from 2009-15.



# 1 MIKAYLA BLAKES

@mikaylablakes  
@mikaylablakes  
@mikaylablakes

G // 5-8 // Fr. // Somerset, N.J. (Rutgers Prep HS)

### SEASON HIGHS

Points // 36, Georgia (01/02/25)  
 FG Made // 12, West Georgia (12/21/24)  
 FG Attempts // 22 (2x), Last: Kentucky (01/05/25)  
 3-Pt Made // 5 (3x), Last: Georgia (01/02/25)  
 3-Pt Attempt // 14, at Miami (12/04/24)  
 FT Made // 13, Georgia (01/02/25)  
 FT Attempt // 14, Georgia (01/02/25)  
 Rebounds // 5 (3x), Last: at Ole Miss (01/09/25)  
 Assists // 8, Hampton (11/20/24)  
 Steals // 7, vs. Appalachian State (12/1/24)  
 Blocks // 1 (5x), Last: Kentucky (01/05/25)  
 Minutes // 37, at Miami (12/04/24)

### CAREER HIGHS

Points // 36, Georgia (01/02/25)  
 FG Made // 12, West Georgia (12/21/24)  
 FG Attempts // 22 (2x), Last: Kentucky (01/05/25)  
 3-Pt Made // 5 (3x), Last: Georgia (01/02/25)  
 3-Pt Attempt // 14, at Miami (12/04/24)  
 FT Made // 13, Georgia (01/02/25)  
 FT Attempt // 14, Georgia (01/02/25)  
 Rebounds // 5 (3x), Last: at Ole Miss (01/09/25)  
 Assists // 8, Hampton (11/20/24)  
 Steals // 7, vs. Appalachian State (12/1/24)  
 Blocks // 1 (5x), Last: Kentucky (01/05/25)  
 Minutes // 37, at Miami (12/04/24)

- Three-Time SEC Freshman of the Week - Nov. 19, Nov. 26, Dec. 10
- Leads all NCAA Division I freshmen in scoring (20.5 ppg), FGM (114) and steals (45)
- First NCAA Division I freshman to score over 300 pts this season
- First Vandy freshman to score double-digit points in her first 13 games at Vandy since at least 1999-00
- Set the Vanderbilt Freshman Single-Game Scoring Record w/ 36 pts vs. Georgia in her first-ever SEC contest (Jan. 2)

SUPERLATIVES	24-25 CAREER	SUPERLATIVES	24-25 CAREER
10+ POINTS	16	3+ STEALS	9
15+ POINTS	14	2+ BLOCKS	--
20+ POINTS	10	DOUBLE-DOUBLES	--
30+ POINTS	1	LED VANDY IN PTS	8
MADE 3+ 3-PT FG	5	LED VANDY IN REB	1
10+ REBS	--	LED VANDY IN AST	6
3+ ASSISTS	10	LED VANDY IN STL	4
		LED VANDY IN BLK	3

### GAME-BY-GAME

DATE	OPPONENT	GS	MIN	FGM/A	FG%	3FG/A	3P%	FTM/A	FG%	OFF	DEF	TOT	AVG	PF	AST	T/O	BLK	STL	PTS	AVG
11.4.24	LIPSCOMB	*	25:31	9-18	.500	2-7	.286	3-3	1.000	2	3	5	5.0	2	5	0	0	2	23	23.0
11.8.24	AUSTIN PEAY	*	15:31	5-8	.625	2-4	.500	4-5	.800	2	1	3	4.0	1	1	2	1	3	16	19.5
11.14.24	AT SOUTH FLORIDA	*	31:24	6-14	.429	2-8	.250	2-4	.500	0	2	2	3.3	1	1	5	0	2	16	18.3
11.17.24	BUTLER	*	35:34	9-18	.500	4-9	.444	7-8	.875	1	1	2	3.0	3	2	3	0	3	29	21.0
11.20.24	HAMPTON	*	29:14	9-14	.643	1-5	.200	3-5	.600	1	2	3	3.0	2	8	3	0	3	22	21.2
11.22.24	SAMFORD	*	23:12	5-12	.417	2-5	.400	2-2	1.000	1	2	3	3.0	2	5	3	1	2	14	20.0
11.26.24	VS. ARIZONA	*	34:31	6-14	.429	5-8	.625	6-6	1.000	0	2	2	2.9	4	4	1	0	4	23	20.4
11.27.24	VS. MICHIGAN ST.	*	26:36	3-10	.300	1-4	.250	6-6	1.000	1	0	1	2.6	3	3	3	0	2	13	19.5
12.1.24	APPALACHIAN ST.	*	28:35	7-15	.467	2-8	.250	4-4	1.000	2	1	3	2.7	2	6	2	0	7	20	19.6
12.4.24	AT MIAMI	*	37:14	10-22	.455	5-14	.357	1-2	.500	0	1	1	2.5	2	3	3	0	0	26	20.2
12.14.24	EVANSVILLE	*	26:07	7-19	.368	1-7	.143	7-7	1.000	3	1	4	2.6	2	3	1	0	1	22	20.4
12.19.24	AT DAYTON	*	26:50	6-17	.353	2-8	.250	2-2	1.000	1	0	1	2.5	4	1	3	0	5	16	20.0
12.21.24	WEST GEORGIA	*	27:09	12-20	.600	0-6	.000	0-0	.000	2	2	4	2.6	1	6	2	0	3	24	20.3
12.29.24	ALABAMA A&M	*	17:01	2-9	.222	0-5	.000	1-3	.333	1	2	3	2.6	0	1	1	1	3	5	19.2
1.2.25	GEORGIA	*	32:42	9-20	.450	5-9	.556	13-14	.929	2	1	3	2.7	3	5	0	1	1	36	20.3
1.5.25	KENTUCKY	*	35:34	9-22	.409	3-11	.273	3-4	.750	4	1	5	2.8	4	0	4	1	3	24	20.6
1.9.25	AT OLE MISS	*	36:11	8-16	.500	2-7	.286	1-2	.500	1	4	5	2.9	3	2	5	0	1	19	20.5
1.13.25	AT LSU																			
1.19.25	TENNESSEE																			
1.23.25	ARKANSAS																			
1.26.25	AT ALABAMA																			
1.30.25	AT FLORIDA																			
2.2.25	OLE MISS																			
2.6.25	AT TEXAS																			
2.13.25	MISSISSIPPI ST.																			
2.16.25	AT AUBURN																			
2.20.25	AT OKLAHOMA																			
2.23.25	SOUTH CAROLINA																			
2.27.25	TEXAS A&M																			
3.2.25	AT MISSOURI																			
<b>TOTAL</b>			<b>17 488:55</b>	<b>122-268</b>	<b>.455</b>	<b>39-125</b>	<b>.312</b>	<b>65-77</b>	<b>.844</b>	<b>24</b>	<b>26</b>	<b>50</b>	<b>2.9</b>	<b>39</b>	<b>56</b>	<b>41</b>	<b>5</b>	<b>45</b>	<b>348</b>	<b>20.5</b>

### CAREER STATS

YEAR	GP	GS	MIN	AVG	FG	FGA	PCT	3FG	3FGA	3PCT	FT	FTA	PCT	OFF	DEF	TOT	AVG	PF	FO	AST	TO	BLK	STL	PTS	AVG
2024-25	17	17	489	28.8	122	268	.455	39	125	.312	65	77	.844	24	26	50	2.9	39	0	56	41	5	45	348	20.5
<b>CAREER</b>	<b>17</b>	<b>17</b>	<b>489</b>	<b>28.8</b>	<b>122</b>	<b>268</b>	<b>.455</b>	<b>39</b>	<b>125</b>	<b>.312</b>	<b>65</b>	<b>77</b>	<b>.844</b>	<b>24</b>	<b>26</b>	<b>50</b>	<b>2.9</b>	<b>39</b>	<b>0</b>	<b>56</b>	<b>41</b>	<b>5</b>	<b>45</b>	<b>348</b>	<b>20.5</b>



# 2 JADA BROWN

@\_jadabrown  
 @brownjadaa  
 @jadabrown\_

**G // 5-8 // Jr. // Bentonville, Ark. (Bentonville HS)**

## SEASON HIGHS

Points // 6, West Georgia (12/21/24)  
 FG Made // 2, West Georgia (12/21/24)  
 FG Attempts // 3, West Georgia (12/21/24)  
 3-Pt Made // 1 (2x), Last: West Georgia (12/21/24)  
 3-Pt Attempt // 2, West Georgia (12/21/24)  
 FT Made // 2, Lipscomb (11/4/24)  
 FT Attempt // 2 (2x), Last: West Georgia (12/21/24)  
 Rebounds // 2 (4x), Last: West Georgia (12/21/24)  
 Assists // 2, Alabama A&M (12/29/24)  
 Steals // 2 (2x), Last: West Georgia (12/21/24)  
 Blocks // --  
 Minutes // 13, Lipscomb (11/4/24)

## CAREER HIGHS

Points // 12, vs. NC State (11/24/22)  
 FG Made // 4, vs. NC State (11/24/22)  
 FG Attempts // 12, Samford (11/10/22)  
 3-Pt Made // 4, vs. NC State (11/24/22)  
 3-Pt Attempt // 8, at LSU (01/01/23)  
 FT Made // 2 (7x), Last: Lipscomb (11/4/24)  
 FT Attempt // 2 (12x), Last: West Georgia (12/21/24)  
 Rebounds // 4 (4x), Last Radford (12/31/23)  
 Assists // 5, Tarleton State (11/15/22)  
 Steals // 2 (5x), Last: West Georgia (12/21/24)  
 Blocks // 1 (2x), Last: Florida (01/22/23)  
 Minutes // 42, Lipscomb (12/18/22)

- Appeared in 10 games off the bench in '24-25
- Shooting 55.6% from the field (5-of-9)
- Scored a season-high 6 pts in 10 min. vs. West Georgia
- Played in 59 career games with 22 starts at Vanderbilt
- Scored career-best 12 pts vs. NC State (11.24.22)
- SEC Winter Academic Honor Roll ('24)
- Majoring in Human & Organizational Development

SUPERLATIVES	24-25 CAREER	SUPERLATIVES	24-25 CAREER
10+ POINTS	-- 2	3+ STEALS	-- --
15+ POINTS	-- --	2+ BLOCKS	-- --
20+ POINTS	-- --	DOUBLE-DOUBLES	-- --
30+ POINTS	-- --	LED VANDY IN PTS	-- --
MADE 3+ 3-PT FG	-- 3	LED VANDY IN REB	-- --
10+ REBS	-- --	LED VANDY IN AST	-- 1
3+ ASSISTS	-- 1	LED VANDY IN STL	-- --
		LED VANDY IN BLK	-- --

## GAME-BY-GAME

DATE	OPPONENT	GS	MIN	FGM/A	FG%	3FG/A	3P%	FTM/A	FG%	OFF	DEF	TOT	AVG	PF	AST	T/O	BLK	STL	PTS	AVG
11.4.24	LIPSCOMB		12:44	1-2	.500	0-0	.000	2-2	1.000	1	0	1	1.0	3	0	0	0	0	4	4.0
11.8.24	AUSTIN PEAY		08:06	0-1	.000	0-1	.000	0-0	.000	1	1	2	1.5	2	1	0	0	2	0	2.0
11.14.24	AT SOUTH FLORIDA		01:49	0-0	.000	0-0	.000	0-0	.000	0	0	0	1.0	0	0	0	0	0	0	1.3
11.17.24	BUTLER		03:55	0-1	.000	0-0	.000	0-0	.000	1	0	1	1.0	0	1	0	0	0	0	1.0
11.20.24	HAMPTON		03:57	0-0	.000	0-0	.000	0-0	.000	1	1	2	1.2	0	0	1	0	0	0	0.8
11.22.24	SAMFORD		02:55	0-0	.000	0-0	.000	0-0	.000	0	0	0	1.0	1	0	0	0	0	0	0.7
11.26.24	VS. ARIZONA																			
11.27.24	VS. MICHIGAN ST.																			
12.1.24	APPALACHIAN ST.		05:46	1-1	1.000	1-1	1.000	0-0	.000	0	2	2	1.1	0	1	0	0	1	3	1.0
12.4.24	AT MIAMI																			
12.14.24	EVANSVILLE		06:19	1-1	1.000	0-0	.000	0-0	.000	0	0	0	1.0	0	0	1	0	1	2	1.1
12.19.24	AT DAYTON																			
12.21.24	WEST GEORGIA		10:00	2-3	.667	1-2	.500	1-2	.500	0	2	2	1.1	1	0	0	0	2	6	1.7
12.29.24	ALABAMA A&M		04:01	0-0	.000	0-0	.000	0-0	.000	0	1	1	1.1	0	2	2	0	0	0	1.5
1.2.25	GEORGIA																			
1.5.25	KENTUCKY																			
1.9.25	AT OLE MISS																			
1.13.25	AT LSU																			
1.19.25	TENNESSEE																			
1.23.25	ARKANSAS																			
1.26.25	AT ALABAMA																			
1.30.25	AT FLORIDA																			
2.2.25	OLE MISS																			
2.6.25	AT TEXAS																			
2.13.25	MISSISSIPPI STATE																			
2.16.25	AT AUBURN																			
2.20.25	AT OKLAHOMA																			
2.23.25	SOUTH CAROLINA																			
2.27.25	TEXAS A&M																			
3.2.25	AT MISSOURI																			
<b>TOTAL</b>		<b>0</b>	<b>59:32</b>	<b>5-9</b>	<b>.556</b>	<b>2-4</b>	<b>.500</b>	<b>3-4</b>	<b>.750</b>	<b>4</b>	<b>7</b>	<b>11</b>	<b>1.1</b>	<b>7</b>	<b>5</b>	<b>4</b>	<b>0</b>	<b>6</b>	<b>15</b>	<b>1.5</b>

## CAREER STATS

YEAR	GP	GS	MIN	AVG	FG	FGA	PCT	3FG	3FGA	3PCT	FT	FTA	PCT	OFF	DEF	TOT	AVG	PF	FO	AST	TO	BLK	STL	PTS	AVG
2022-23	30	22	637	21.3	44	150	.293	32	105	.305	12	14	.857	13	19	32	1.1	35	0	24	44	1	14	132	4.4
2023-24	18	0	123	6.8	3	19	.158	2	15	.133	4	6	.667	2	9	11	0.6	12	0	7	6	0	2	12	0.7
2024-25	10	0	60	6.0	5	9	.556	2	4	.500	3	4	.750	4	7	11	1.1	7	0	5	4	0	6	15	1.5
<b>CAREER</b>	<b>59</b>	<b>22</b>	<b>825</b>	<b>14.0</b>	<b>52</b>	<b>179</b>	<b>.291</b>	<b>36</b>	<b>125</b>	<b>.288</b>	<b>19</b>	<b>24</b>	<b>.792</b>	<b>19</b>	<b>35</b>	<b>54</b>	<b>0.9</b>	<b>54</b>	<b>0</b>	<b>36</b>	<b>54</b>	<b>1</b>	<b>22</b>	<b>159</b>	<b>2.7</b>





# 4 MADISON GREENE

@mad1son\_O4  
@Mad1son\_O4

G // 5-6 // So. // Columbus, Ohio (Pickerington Central HS)

## SEASON HIGHS

Points // 25, at Dayton (12/19/24)  
 FG Made // 7 (2x), Last: at Dayton (12/19/24)  
 FG Attempts // 14, at Dayton (12/19/24)  
 3-Pt Made // 5, at South Florida (11/14/24)  
 3-Pt Attempt // 8, at South Florida (11/14/24)  
 FT Made // 8, at Dayton (12/19/24)  
 FT Attempt // 10, at Dayton (12/19/24)  
 Rebounds // 6, Alabama A&M (12/29/24)  
 Assists // 6, Samford (11/22/24)  
 Steals // 6, Lipscomb (11/4/24)  
 Blocks // 1, Austin Peay (11/8/24)  
 Minutes // 37, at South Florida (11/14/24)

## CAREER HIGHS

Points // 25, at Dayton (12/19/24)  
 FG Made // 7 (2x), Last: at Dayton (12/19/24)  
 FG Attempts // 14, at Dayton (12/19/24)  
 3-Pt Made // 5, at South Florida (11/14/24)  
 3-Pt Attempt // 8, at South Florida (11/14/24)  
 FT Made // 8, at Dayton (12/19/24)  
 FT Attempt // 10, at Dayton (12/19/24)  
 Rebounds // 6, Alabama A&M (12/29/24)  
 Assists // 6, Samford (11/22/24)  
 Steals // 6, Lipscomb (11/4/24)  
 Blocks // 1, Austin Peay (11/8/24)  
 Minutes // 37, at South Florida (11/14/24)

- Leads the team in points off the bench at 9.4 ppg
- Scored a career-high 25 pts in a reserve role at Dayton (Dec. 19)
- Made her first career start at South Fla. (Nov. 14) and scored 15 pts with a career-best five 3-pt FG made
- Tallied double-digit pts off the bench in seven games
- First Dore since 2018 to score 25 pts off the bench (at Dayton - 12.19)
- Led the Dores in points off the bench in nine games this season

	24-25 CAREER		24-25 CAREER	
10+ POINTS	8	11	3+ STEALS	4 5
15+ POINTS	3	4	2+ BLOCKS	-- --
20+ POINTS	1	1	DOUBLE-DOUBLES	-- --
30+ POINTS	--	--	LED VANDY IN PTS	1 1
MADE 3+ 3-PT FG	2	3	LED VANDY IN REB	-- --
10+ REBS	--	--	LED VANDY IN AST	1 2
3+ ASSISTS	5	6	LED VANDY IN STL	2 3
			LED VANDY IN BLK	-- --

## GAME-BY-GAME

DATE	OPPONENT	GS	MIN	FGM/A	FG%	3FG/A	3P%	FTM/A	FG%	OFF	DEF	TOT	AVG	PF	AST	T/O	BLK	STL	PTS	AVG
11.4.24	LIPSCOMB		28:25	6-10	.600	0-1	.000	2-2	1.000	0	5	5	5.0	2	4	4	0	6	14	14.0
11.8.24	AUSTIN PEAY		30:15	3-10	.300	1-1	1.000	6-6	1.000	1	3	4	4.5	2	3	2	1	2	13	13.5
11.14.24	AT SOUTH FLORIDA *		37:10	5-9	.556	5-8	.625	0-0	.000	2	2	4	4.3	1	1	3	0	1	15	14.0
11.17.24	BUTLER	*	20:20	0-2	.000	0-2	.000	0-0	.000	0	2	2	3.8	3	1	5	0	3	0	10.5
11.20.24	HAMPTON		22:50	4-6	.667	1-2	.500	2-2	1.000	0	2	2	3.4	3	1	1	0	1	11	10.6
11.22.24	SAMFORD		27:01	7-9	.778	0-0	.000	2-2	1.000	1	3	4	3.5	3	6	2	0	1	16	11.5
11.26.24	VS. ARIZONA	*	18:04	1-4	.250	0-2	.000	1-2	.500	2	1	3	3.4	2	0	4	0	0	3	10.3
11.27.24	VS. MICHIGAN ST.	*	28:38	2-8	.250	0-2	.000	0-0	.000	0	1	1	3.1	3	1	2	0	2	4	9.5
12.1.24	APPALACHIAN ST.		16:07	2-8	.250	1-5	.200	1-1	1.000	0	2	2	3.0	2	1	2	0	0	6	9.1
12.4.24	AT MIAMI		19:50	3-4	.750	1-1	1.000	0-0	.000	0	0	0	2.7	1	3	1	0	0	7	8.9
12.14.24	EVANSVILLE		21:51	1-5	.200	0-2	.000	2-2	1.000	1	2	3	2.7	1	1	0	0	3	4	8.5
12.19.24	AT DAYTON		31:31	7-14	.500	3-7	.429	8-10	.800	3	2	5	2.9	2	1	0	0	3	25	9.8
12.21.24	WEST GEORGIA		11:26	0-6	.000	0-1	.000	2-2	1.000	2	1	3	2.9	0	1	0	0	1	2	9.2
12.29.24	ALABAMA A&M		24:12	5-7	.714	1-3	.333	1-2	.500	1	5	6	3.1	0	2	3	0	1	12	9.4
1.2.25	GEORGIA		19:24	2-6	.333	1-2	.500	5-5	1.000	0	1	1	3.0	0	1	2	0	0	10	9.5
1.5.25	KENTUCKY		18:51	1-4	.250	0-1	.000	1-1	1.000	0	1	1	2.9	2	1	0	0	0	3	9.1
1.9.25	AT OLE MISS		20:22	2-5	.400	0-2	.000	5-6	.833	1	2	3	2.9	1	4	5	0	2	9	9.1
1.13.25	AT LSU																			
1.19.25	TENNESSEE																			
1.23.25	ARKANSAS																			
1.26.25	AT ALABAMA																			
1.30.25	AT FLORIDA																			
2.2.25	OLE MISS																			
2.6.25	AT TEXAS																			
2.13.25	MISSISSIPPI STATE																			
2.16.25	AT AUBURN																			
2.20.25	AT OKLAHOMA																			
2.23.25	SOUTH CAROLINA																			
2.27.25	TEXAS A&M																			
3.2.25	AT MISSOURI																			
<b>TOTAL</b>		<b>4</b>	<b>396:17</b>	<b>51-117</b>	<b>.436</b>	<b>14-42</b>	<b>.333</b>	<b>38-43</b>	<b>.884</b>	<b>14</b>	<b>35</b>	<b>49</b>	<b>2.9</b>	<b>28</b>	<b>32</b>	<b>36</b>	<b>1</b>	<b>26</b>	<b>154</b>	<b>9.1</b>

## CAREER STATS

YEAR	GP	GS	MIN	AVG	FG	FGA	PCT	3FG	3FGA	3PCT	FT	FTA	PCT	OFF	DEF	TOT	AVG	PF	FO	AST	TO	BLK	STL	PTS	AVG
2023-24	11	0	217	19.7	31	73	.425	10	28	.357	4	6	.667	5	11	16	1.5	22	0	13	14	0	15	76	6.9
2024-25	17	4	396	23.3	51	117	.436	14	42	.333	38	43	.884	14	35	49	2.9	28	0	32	36	1	26	154	9.1
<b>CAREER</b>	<b>28</b>	<b>4</b>	<b>613</b>	<b>21.9</b>	<b>82</b>	<b>190</b>	<b>.432</b>	<b>24</b>	<b>70</b>	<b>.343</b>	<b>42</b>	<b>49</b>	<b>.857</b>	<b>19</b>	<b>46</b>	<b>65</b>	<b>2.3</b>	<b>50</b>	<b>0</b>	<b>45</b>	<b>50</b>	<b>1</b>	<b>41</b>	<b>230</b>	<b>8.2</b>



# 5 LEILANI KAPINUS

@leilani\_kapinus  
 @leilani\_kapinus  
 @leilani\_kapinus

**G // 5-10 // Gr. // Madison, Wis. (Penn State)**

## SEASON HIGHS

Points // 11, Samford (11/22/24)  
 FG Made // 5, Evansville (12/14/24)  
 FG Attempts // 9 (2x), Last: Evansville (12/14/24)  
 3-Pt Made // 2, Appalachian State (12/1/24)  
 3-Pt Attempt // 4, Samford (11/22/24)  
 FT Made // 5, vs. Arizona (11/26/24)  
 FT Attempt // 6, vs. Arizona (11/26/24)  
 Rebounds // 11, Evansville (12/14/24)  
 Assists // 6, Samford (11/22/24)  
 Steals // 4, Samford (11/22/24)  
 Blocks // 2 (2x), vs. Arizona (11/26/24)  
 Minutes // 26, Samford (11/22/24)

## CAREER HIGHS

Points // 25, vs. Saint Francis (Pa.) (12/17/23)  
 FG Made // 10, Navy (11/10/23)  
 FG Attempts // 18, at Rutgers (02/13/22)  
 3-Pt Made // 3 (2x), Last: vs. Iowa (03/08/24)  
 3-Pt Attempt // 6, vs. Iowa (03/08/24)  
 FT Made // 9, vs. Rutgers (03/02/22)  
 FT Attempt // 12, at Iowa (01/14/23)  
 Rebounds // 15, George Mason (03/21/24)  
 Assists // 6 (2x), Last: Samford (11/22/24)  
 Steals // 9, Fairfield (11/11/22)  
 Blocks // 5, vs. Mississippi State (03/28/24)  
 Minutes // 41, at Rutgers (01/26/23)

- Scored 1,106 career collegiate points over 111 games
- Collected two double-doubles this season  
11 pts, 10 reb vs. Samford (Nov. 22) & 10 pts, 11 reb vs. Evansville (Dec. 14)
- Comes to Vanderbilt after a being a three-year starter at Penn State
- Scored 1,029 points, pulled down 610 rebounds, and dished out 210 assists in three seasons with the Nittany Lions
- Ranks ninth in Penn State history in steals per game (2.4) and blocks per game (1.1)

SUPERLATIVES		24-25 CAREER		SUPERLATIVES		24-25 CAREER	
10+ POINTS	3	62	3+ STEALS	5	42		
15+ POINTS	--	24	2+ BLOCKS	2	29		
20+ POINTS	--	6	DOUBLE-DOUBLES	2	14		
30+ POINTS	--	--	LED VANDY IN PTS	--	--		
MADE 3+ 3-PT FG	--	2	LED VANDY IN REB	1	1		
10+ REBS	2	16	LED VANDY IN AST	1	1		
3+ ASSISTS	4	45	LED VANDY IN STL	1	1		
			LED VANDY IN BLK	4	4		

## GAME-BY-GAME

DATE	OPPONENT	GS	MIN	FGM/A	FG%	3FG/A	3P%	FTM/A	FG%	OFF	DEF	TOT	AVG	PF	AST	T/O	BLK	STL	PTS	AVG	
11.4.24	LIPSCOMB																				
DNP - INJURY																					
11.8.24	AUSTIN PEAY		21:15	3-8	.375	0-1	.000	1-1	1.000	2	4	6	6.0	1	1	2	2	1	7	7.0	
11.14.24	AT SOUTH FLORIDA		10:59	0-2	.000	0-1	.000	0-0	.000	0	0	0	3.0	2	0	1	0	0	0	3.5	
11.17.24	BUTLER		19:58	2-3	.667	0-0	.000	0-0	.000	0	0	0	2.0	1	2	2	1	3	4	3.7	
11.20.24	HAMPTON		17:23	3-4	.750	1-1	1.000	2-2	1.000	2	0	2	2.0	2	5	1	0	2	9	5.0	
11.22.24	SAMFORD		25:43	4-9	.444	1-4	.250	2-4	.500	7	3	10	3.6	2	6	1	1	4	11	6.2	
11.26.24	VS. ARIZONA		25:22	1-3	.333	0-1	.000	5-6	.833	1	2	3	3.5	2	1	0	2	3	7	6.3	
11.27.24	VS. MICHIGAN ST.		19:53	0-1	.000	0-0	.000	1-2	.500	0	3	3	3.4	1	1	1	1	2	1	5.6	
12.1.24	APPALACHIAN ST.		17:12	2-4	.500	2-3	.667	0-0	.000	2	5	7	3.9	2	3	0	0	3	6	5.6	
12.4.24	AT MIAMI		23:32	3-7	.429	0-1	.000	2-3	.667	3	1	4	3.9	4	2	0	0	1	8	5.9	
12.14.24	EVANSVILLE		22:19	5-9	.556	0-1	.000	0-0	.000	6	5	11	4.6	1	2	2	0	5	10	6.3	
12.19.24	AT DAYTON		11:25	0-3	.000	0-1	.000	0-0	.000	0	0	0	4.2	1	0	1	0	1	0	5.7	
12.21.24	WEST GEORGIA		23:40	4-7	.571	1-3	.333	1-1	1.000	0	1	1	3.9	3	4	2	1	1	10	6.1	
12.29.24	ALABAMA A&M		18:30	1-1	1.000	0-0	.000	0-0	.000	1	1	2	3.8	1	3	2	0	0	2	5.8	
1.2.25	GEORGIA		05:33	0-2	.000	0-2	.000	0-0	.000	1	0	1	3.6	0	0	1	0	0	0	5.4	
1.5.25	KENTUCKY		12:60	0-1	.000	0-1	.000	0-0	.000	0	2	2	3.5	1	0	1	0	0	0	5.0	
1.9.25	AT OLE MISS		17:37	1-2	.500	0-0	.000	0-1	.000	1	2	3	3.4	3	0	3	0	0	2	4.8	
1.13.25	AT LSU																				
1.19.25	TENNESSEE																				
1.23.25	ARKANSAS																				
1.26.25	AT ALABAMA																				
1.30.25	AT FLORIDA																				
2.2.25	OLE MISS																				
2.6.25	AT TEXAS																				
2.13.25	MISSISSIPPI STATE																				
2.16.25	AT AUBURN																				
2.20.25	AT OKLAHOMA																				
2.23.25	SOUTH CAROLINA																				
2.27.25	TEXAS A&M																				
3.2.25	AT MISSOURI																				
<b>TOTAL</b>		<b>0</b>	<b>293:22</b>	<b>29-66</b>	<b>.439</b>	<b>5-20</b>	<b>.250</b>	<b>14-20</b>	<b>.700</b>	<b>26</b>	<b>29</b>	<b>55</b>	<b>3.4</b>	<b>27</b>	<b>30</b>	<b>20</b>	<b>8</b>	<b>26</b>	<b>77</b>	<b>4.8</b>	

## CAREER STATS

YEAR	GP	GS	MIN	AVG	FG	FGA	PCT	3FG	3FGA	3PCT	FT	FTA	PCT	OFF	DEF	TOT	AVG	PF	FO	AST	TO	BLK	STL	PTS	AVG	
2020-21*																										
MISSED SEASON DUE TO INJURY																										
2021-22*	29	29	746	25.7	104	242	.430	13	56	.232	57	85	.671	45	120	165	5.7	85	2	46	74	33	59	278	9.6	
2022-22*	31	31	930	30.0	126	288	.438	10	54	.185	86	129	.667	53	155	208	6.7	98	7	90	111	31	97	348	11.2	
2023-24*	35	34	921	26.3	156	269	.580	25	61	.410	66	103	.641	43	194	237	6.8	105	6	74	89	45	72	403	11.5	
2024-25	16	0	293	18.3	29	66	.439	5	20	.250	14	20	.700	26	29	55	3.4	27	0	30	20	8	26	77	4.8	
VANDY	16	0	293	18.3	29	66	.439	5	20	.250	14	20	.700	26	29	55	3.4	27	0	30	20	8	26	77	4.8	
CAREER	111	94	2891	26.0	415	865	.480	53	191	.27	223	337	.662	167	498	665	6.0	315	15	240	294	117	254	1106	10.0	

\* at Penn State





# 10 JANE NWABA

@jane11nwaba  
@jane11nwaba  
@janenwaba

G // 5-10 // Gr. // Carson, Calif. (Pepperdine)

## SEASON HIGHS

Points // 12, Appalachian State (12/1/24)  
FG Made // 4 (2x), Last: Appalachian State (12/1/24)  
FG Attempts // 10, Austin Peay (11/8/24)  
3-Pt Made // 3, Butler (11/17/24)  
3-Pt Attempt // 4, Georgia (01/02/25)  
FT Made // 3 (2x), Last: Kentucky (01/05/25)  
FT Attempt // 4, Kentucky (01/05/25)  
Rebounds // 6, Lipscomb (11/4/24)  
Assists // 3, Lipscomb (11/4/24)  
Steals // 2 (2x), Last: Appalachian State (12/1/24)  
Blocks // 3, Hampton (11/20/24)  
Minutes // 27, Georgia (01/02/25)

## CAREER HIGHS

Points // 22, San Francisco (02/01/24)  
FG Made // 8, San Francisco (02/01/24)  
FG Attempts // 18, Pacific (02/22/24)  
3-Pt Made // 3 (2x), Last: Butler (11/17/24)  
3-Pt Attempt // 7, at Saint Mary's (01/07/23)  
FT Made // 8, Gonzaga (12/29/22)  
FT Attempt // 12, Cal State LA (12/29/23)  
Rebounds // 12 (3x), Last: at LMU (01/27/24)  
Assists // 8, at San Francisco (02/01/24)  
Steals // 4, Cal State LA (12/29/23)  
Blocks // 3, Hampton (11/20/24)  
Minutes // 40 (2x), Last: Gonzaga (02/24/24)

- Made 15 starts for the Commodores this season
- Scored a season-high 12 pts vs. Appalachian State (Dec. 1)
- Her eight blocks is tied for the team lead w/ L. Kapinus & A. Mitchell
- Played four seasons at Pepperdine
- Collected 11 career double-doubles, with nine coming during '23-24
- Averaged 10.0 pts, 6.9 reb, 2.6 ast her the last 2 seasons at Pepperdine
- Appeared in 122 games with 79 starts in her collegiate career

SUPERLATIVES	24-25 CAREER	SUPERLATIVES	24-25 CAREER
10+ POINTS	-- 38	3+ STEALS	-- 8
15+ POINTS	-- 9	2+ BLOCKS	2 10
20+ POINTS	-- 1	DOUBLE-DOUBLES	-- 11
30+ POINTS	-- --	LED VANDY IN PTS	-- --
MADE 3+ 3-PT FG	1 2	LED VANDY IN REB	-- --
10+ REBS	-- 14	LED VANDY IN AST	-- --
3+ ASSISTS	2 32	LED VANDY IN STL	-- --
		LED VANDY IN BLK	3 3

## GAME-BY-GAME

DATE	OPPONENT	GS	MIN	FGM/A	FG%	3FG/A	3P%	FTM/A	FG%	OFF	DEF	TOT	AVG	PF	AST	T/O	BLK	STL	PTS	AVG	
11.4.24	LIPSCOMB	*	22:39	3-4	.750	0-0	.000	0-0	.000	1	5	6	6.0	2	3	1	0	1	6	6.0	
11.8.24	AUSTIN PEAY	*	20:30	4-10	.400	0-2	.000	1-1	1.000	3	0	3	4.5	1	2	0	2	2	9	7.5	
11.14.24	AT SOUTH FLORIDA	*	22:54	2-7	.286	0-2	.000	0-0	.000	0	3	3	4.0	1	1	1	0	1	4	6.3	
11.17.24	BUTLER	*	25:51	3-4	.750	3-3	1.000	0-0	.000	2	2	4	4.0	2	1	2	1	1	9	7.0	
11.20.24	HAMPTON	*	15:51	3-5	.600	0-2	.000	2-2	1.000	0	1	1	3.4	0	1	2	3	1	8	7.2	
11.22.24	SAMFORD	*	13:59	3-5	.600	0-0	.000	2-3	.667	2	1	3	3.3	1	0	0	0	1	8	7.3	
11.26.24	VS. ARIZONA		03:30	0-0	.000	0-0	.000	1-2	.500	0	0	0	2.9	1	0	1	0	0	1	6.4	
11.27.24	VS. MICHIGAN ST.		02:41	0-0	.000	0-0	.000	0-0	.000	0	0	0	2.5	0	0	1	0	0	0	5.6	
12.4.24	APPALACHIAN ST.	*	22:12	4-5	.800	2-2	1.000	2-2	1.000	2	3	5	2.8	1	1	0	1	2	12	6.3	
12.1.24	AT MIAMI	*	09:01	1-3	.333	0-2	.000	0-0	.000	1	0	1	2.6	2	1	0	0	0	2	5.9	
12.14.24	EVANSVILLE	*	15:30	1-5	.200	0-3	.000	0-0	.000	1	0	1	2.5	0	2	0	0	1	2	5.5	
12.19.24	AT DAYTON	*	11:38	1-2	.500	0-1	.000	1-1	1.000	1	1	2	2.4	0	0	0	0	0	3	5.3	
12.21.24	WEST GEORGIA	*	15:03	2-2	1.000	1-1	1.000	0-0	.000	1	1	2	2.4	1	1	1	0	1	5	5.3	
12.29.24	ALABAMA A&M	*	18:31	3-4	.750	0-1	.000	3-3	1.000	1	2	3	2.4	2	2	1	0	0	9	5.6	
1.2.25	GEORGIA	*	26:49	3-8	.375	2-4	.500	2-2	1.000	1	3	4	2.5	2	4	2	0	0	10	5.9	
1.5.25	KENTUCKY	*	16:29	1-5	.200	1-3	.333	3-4	.750	3	1	4	2.6	3	0	0	0	0	6	5.9	
1.9.25	AT OLE MISS	*	10:43	1-1	1.000	0-0	.000	0-0	.000	0	0	0	2.5	0	0	1	0	1	2	5.6	
1.13.25	AT LSU																				
1.19.25	TENNESSEE																				
1.23.25	ARKANSAS																				
1.26.25	AT ALABAMA																				
1.30.25	AT FLORIDA																				
2.2.25	OLE MISS																				
2.6.25	AT TEXAS																				
2.13.25	MISSISSIPPI STATE																				
2.16.25	AT AUBURN																				
2.20.25	AT OKLAHOMA																				
2.23.25	SOUTH CAROLINA																				
2.27.25	TEXAS A&M																				
3.2.25	AT MISSOURI																				
<b>TOTAL</b>			<b>15</b>	<b>273:49</b>	<b>35-70</b>	<b>.500</b>	<b>9-26</b>	<b>.346</b>	<b>17-20</b>	<b>.850</b>	<b>19</b>	<b>23</b>	<b>42</b>	<b>2.5</b>	<b>19</b>	<b>19</b>	<b>13</b>	<b>7</b>	<b>12</b>	<b>96</b>	<b>5.6</b>

## CAREER STATS

YEAR	GP	GS	MIN	AVG	FG	FGA	PCT	3FG	3FGA	3PCT	FT	FTA	PCT	OFF	DEF	TOT	AVG	PF	FO	AST	TO	BLK	STL	PTS	AVG
2020-21*	23	1	335	14.6	35	76	.461	0	3	.000	10	25	.400	35	42	77	3.3	27	0	12	24	5	19	80	3.5
2021-22*	23	4	364	15.8	45	100	.450	5	24	.208	17	23	.739	26	51	77	3.3	51	4	21	27	10	16	112	4.9
2022-22*	29	29	920	31.7	95	244	.389	18	69	.261	61	94	.649	79	98	177	6.1	76	2	70	65	10	28	269	9.3
2023-24*	30	30	930	31.0	131	314	.417	12	54	.222	47	84	.560	79	149	228	7.6	74	1	84	122	19	39	321	10.7
2024-25	17	15	274	16.1	35	70	.500	9	26	.346	17	20	.850	19	23	42	2.5	19	0	19	13	7	12	96	5.6
<b>VANDY</b>	<b>17</b>	<b>15</b>	<b>274</b>	<b>16.1</b>	<b>35</b>	<b>70</b>	<b>.500</b>	<b>9</b>	<b>26</b>	<b>.346</b>	<b>17</b>	<b>20</b>	<b>.850</b>	<b>19</b>	<b>23</b>	<b>42</b>	<b>2.5</b>	<b>19</b>	<b>0</b>	<b>19</b>	<b>13</b>	<b>7</b>	<b>12</b>	<b>96</b>	<b>5.6</b>
<b>CAREER</b>	<b>122</b>	<b>79</b>	<b>2823</b>	<b>23.1</b>	<b>341</b>	<b>804</b>	<b>.42</b>	<b>44</b>	<b>176</b>	<b>.250</b>	<b>152</b>	<b>246</b>	<b>.618</b>	<b>238</b>	<b>363</b>	<b>601</b>	<b>4.9</b>	<b>247</b>	<b>7</b>	<b>206</b>	<b>251</b>	<b>51</b>	<b>114</b>	<b>878</b>	<b>7.2</b>

\* at Pepperdine



# 11 JORDYN OLIVER

@jordynoliver11  
 @jordynoliver11  
 @jordynoliver11

**G // 5-10 // Gr. // Prosper, Texas (Baylor • Duke)**

## SEASON HIGHS

Points // 10, vs. Michigan St. (11/27/24)  
 FG Made // 5, vs. Michigan St. (11/27/24)  
 FG Attempts // 10, Samford (11/22/24)  
 3-Pt Made // --  
 3-Pt Attempt // --  
 FT Made // 2 (2x), Last: App State (12/1/24)  
 FT Attempt // 2 (3x), Last: App State (12/1/24)  
 Rebounds // 10, Georgia (01/02/24)  
 Assists // 11, Georgia (01/02/24)  
 Steals // 4, West Georgia (12/21/24)  
 Blocks // 3 (2x), Last: West Georgia (12/21/24)  
 Minutes // 38, (2x), Last: Georgia (01/02/24)

## CAREER HIGHS

Points // 15 (2x), Last: Western Kentucky (11/15/23)  
 FG Made // 7, Western Kentucky (11/15/23)  
 FG Attempts // 11, vs. Jackson State (03/21/21)  
 3-Pt Made // 1 (3x), Last: Northern Iowa (11/25/23)  
 3-Pt Attempt // 2 (2x), Last: at Kansas (01/15/20)  
 FT Made // 4, Grambling State (11/08/19)  
 FT Attempt // 6, Grambling State (11/08/19)  
 Rebounds // 11 (2x), Last: Northern Iowa (11/25/23)  
 Assists // 11, Georgia (01/02/24)  
 Steals // 4 (3x), Last: West Georgia (12/21/24)  
 Blocks // 3 (3x), Last: West Georgia (12/21/24)  
 Minutes // 38, (2x), Last: Georgia (01/02/24)

- Collected a double-double w/ 11 ast & 10 reb vs. Georgia (Jan. 2)
- First Dore to post a double-double via ast & reb since 1999-00
- One of two players to start every game this season - M. Blakes
- Started in 40 of the 49 games she has played in at Vanderbilt
- Dished out three or more assists in 12 of her last 15 games
- Spent two seasons at Baylor ('19-21) then two years at Duke ('21-23)
- ESPN 5-Star Recruit & McDonald's All-American ('19)

SUPERLATIVES	24-25 CAREER	SUPERLATIVES	24-25 CAREER
10+ POINTS	1	11	
15+ POINTS	--	2	
20+ POINTS	--	--	
30+ POINTS	--	--	
MADE 3+ 3-PT FG	--	--	
10+ REBS	1	4	
3+ ASSISTS	12	53	
		3+ STEALS	4
		2+ BLOCKS	2
		DOUBLE-DOUBLES	--
		LED VANDY IN PTS	--
		LED VANDY IN REB	3
		LED VANDY IN AST	7
		LED VANDY IN STL	2
		LED VANDY IN BLK	3

## GAME-BY-GAME

DATE	OPPONENT	GS	MIN	FGM/A	FG%	3FG/A	3P%	FTM/A	FG%	OFF	DEF	TOT	AVG	PF	AST	T/O	BLK	STL	PTS	AVG	
11.4.24	LIPSCOMB	*	19:02	1-2	.500	0-0	.000	0-0	.000	3	1	4	4.0	1	2	2	0	0	2	2.0	
11.8.24	AUSTIN PEAY	*	23:00	1-4	.250	0-0	.000	2-2	1.000	2	5	7	5.5	1	2	1	0	0	4	3.0	
11.14.24	AT SOUTH FLORIDA	*	29:24	2-7	.286	0-0	.000	0-0	.000	4	3	7	6.0	1	3	1	0	2	4	3.3	
11.17.24	BUTLER	*	32:48	1-3	.333	0-0	.000	0-0	.000	1	2	3	5.3	2	6	1	0	2	2	3.0	
11.20.24	HAMPTON	*	18:18	2-4	.500	0-0	.000	0-0	.000	2	1	3	4.8	0	3	1	0	0	4	3.2	
11.22.24	SAMFORD	*	24:30	3-10	.300	0-0	.000	1-2	.500	3	4	7	5.2	1	3	0	0	1	7	3.8	
11.26.24	VS. ARIZONA	*	36:55	1-4	.250	0-0	.000	0-0	.000	4	4	8	5.6	1	0	3	0	2	2	3.6	
11.27.24	VS. MICHIGAN ST.	*	37:19	5-7	.714	0-0	.000	0-0	.000	2	4	6	5.6	2	4	3	1	3	10	4.4	
12.1.24	APPALACHIAN ST.	*	19:48	3-4	.750	0-0	.000	2-2	1.000	2	1	3	5.3	0	4	0	0	0	8	4.8	
12.4.24	AT MIAMI	*	37:06	1-3	.333	0-0	.000	0-0	.000	3	6	9	5.7	0	4	2	0	0	2	4.5	
12.14.24	EVANSVILLE	*	24:38	3-4	.750	0-0	.000	0-0	.000	2	2	4	5.5	2	1	2	0	3	6	4.6	
12.19.24	AT DAYTON	*	38:20	2-4	.500	0-0	.000	2-2	1.000	3	2	5	5.5	2	7	1	3	1	6	4.8	
12.21.24	WEST GEORGIA	*	17:45	0-0	.000	0-0	.000	0-0	.000	1	1	2	5.2	0	2	2	3	4	0	4.4	
12.29.24	ALABAMA A&M	*	31:09	2-5	.400	0-0	.000	0-0	.000	1	6	7	5.4	2	8	1	0	3	4	4.4	
1.2.25	GEORGIA	*	38:13	2-2	1.000	0-0	.000	0-0	.000	3	7	10	5.7	2	11	1	1	1	4	4.3	
1.5.25	KENTUCKY	*	33:16	2-3	.667	0-0	.000	1-1	1.000	3	6	9	5.9	2	3	0	0	1	5	4.4	
1.9.25	AT OLE MISS	*	32:40	0-2	.000	0-0	.000	0-0	.000	1	2	3	5.7	0	6	2	0	1	0	4.1	
1.13.25	AT LSU																				
1.19.25	TENNESSEE																				
1.23.25	ARKANSAS																				
1.26.25	AT ALABAMA																				
1.30.25	AT FLORIDA																				
2.2.25	OLE MISS																				
2.6.25	AT TEXAS																				
2.13.25	MISSISSIPPI STATE																				
2.16.25	AT AUBURN																				
2.20.25	AT OKLAHOMA																				
2.23.25	SOUTH CAROLINA																				
2.27.25	TEXAS A&M																				
3.2.25	AT MISSOURI																				
<b>TOTAL</b>			<b>17</b>	<b>494:10</b>	<b>31-68</b>	<b>.456</b>	<b>0-0</b>	<b>.000</b>	<b>8-9</b>	<b>.889</b>	<b>40</b>	<b>57</b>	<b>97</b>	<b>5.7</b>	<b>19</b>	<b>69</b>	<b>23</b>	<b>8</b>	<b>24</b>	<b>70</b>	<b>4.1</b>

## CAREER STATS

YEAR	GP	GS	MIN	AVG	FG	FGA	PCT	3FG	3FGA	3PCT	FT	FTA	PCT	OFF	DEF	TOT	AVG	PF	FO	AST	TO	BLK	STL	PTS	AVG
2019-20*	23	0	220	9.6	25	62	.403	2	9	.222	13	31	.419	5	33	38	1.7	19	0	54	26	9	9	65	2.8
2020-21*	25	3	279	11.2	42	80	.525	0	0	.000	16	27	.593	25	37	62	2.5	19	0	50	19	8	19	100	4.0
2021-22^																									
2022-23^	33	7	571	17.3	56	121	.463	0	2	.000	12	32	.375	27	89	116	3.5	28	0	63	38	9	31	124	3.8
2023-24	32	23	852	26.6	76	131	.580	1	2	.500	16	26	.615	58	100	158	4.9	42	0	92	47	9	33	169	5.3
2024-25	17	17	494	29.1	31	68	.456	0	0	.000	8	9	.889	40	57	97	5.7	19	0	69	23	8	24	70	4.1
<b>VANDY</b>	<b>49</b>	<b>40</b>	<b>1346</b>	<b>27.5</b>	<b>107</b>	<b>199</b>	<b>.538</b>	<b>1</b>	<b>2</b>	<b>.500</b>	<b>24</b>	<b>35</b>	<b>.686</b>	<b>98</b>	<b>157</b>	<b>255</b>	<b>5.2</b>	<b>61</b>	<b>0</b>	<b>161</b>	<b>70</b>	<b>17</b>	<b>57</b>	<b>239</b>	<b>4.9</b>
<b>CAREER</b>	<b>130</b>	<b>50</b>	<b>2417</b>	<b>18.6</b>	<b>230</b>	<b>462</b>	<b>.498</b>	<b>3</b>	<b>13</b>	<b>.231</b>	<b>65</b>	<b>125</b>	<b>.520</b>	<b>155</b>	<b>316</b>	<b>471</b>	<b>3.6</b>	<b>127</b>	<b>0</b>	<b>328</b>	<b>153</b>	<b>43</b>	<b>116</b>	<b>528</b>	<b>4.1</b>

\*at Baylor ^at Duke



# 12 KHAMIL PIERRE

@khamil.Pierre  
@KhamilPierre

F // 6-2 // So. // Phoenix, Ariz. (Perry HS)

## SEASON HIGHS

Points // 42, Evansville (12/14/24)  
 FG Made // 19, Evansville (12/14/24)  
 FG Attempts // 28, Evansville (12/14/24)  
 3-Pt Made // --  
 3-Pt Attempt // 2, Georgia (01/02/25)  
 FT Made // 6 (3x), Last: Georgia (01/02/25)  
 FT Attempt // 9, vs. Arizona (11/26/24)  
 Rebounds // 18, Evansville (12/14/24)  
 Assists // 5 (2x), Last: Kentucky (01/05/25)  
 Steals // 8, Evansville (12/14/24)  
 Blocks // 1 (5x), Last: at Ole Miss (01/09/25)  
 Minutes // 37 Kentucky (01/05/25)

## CAREER HIGHS

Points // 42, Evansville (12/14/24)  
 FG Made // 19, Evansville (12/14/24)  
 FG Attempts // 28, Evansville (12/14/24)  
 3-Pt Made // 1 (2x), Last: at Texas A&M (02/15/24)  
 3-Pt Attempt // 2, Georgia (01/02/25)  
 FT Made // 9, LSU (02/08/24)  
 FT Attempt // 10, LSU (02/08/24)  
 Rebounds // 18, Evansville (12/14/24)  
 Assists // 5 (2x), Last: Kentucky (01/05/25)  
 Steals // 8, Evansville (12/14/24)  
 Blocks // 2 (4x), Last: vs. Florida (03/07/24)  
 Minutes // 37 Kentucky (01/05/25)

- Wooden Award Midseason Top 25 Watch List
- USBWA National Players of the Week Team - Dec. 17
- Two-time SEC Player of the Week - Nov. 26, Dec. 17
- Second in NCAA Division I in field goals made with 153
- Comes into Monday on a 19-game double-digit scoring streak
- Collected 11 double-doubles which is the second-most in NCAA DI
- Scored a school-record 42 pts vs. Evansville on Dec. 14

SUPERLATIVES		24-25 CAREER		SUPERLATIVES		24-25 CAREER	
10+ POINTS	16	30	3+ STEALS	11	14		
15+ POINTS	13	19	2+ BLOCKS	--	4		
20+ POINTS	9	10	DOUBLE-DOUBLES	11	15		
30+ POINTS	1	1	LED VANDY IN PTS	8	12		
40+ POINTS	1	1	LED VANDY IN REB	14	22		
10+ REBS	11	15	LED VANDY IN AST	2	2		
3+ ASSISTS	7	9	LED VANDY IN STL	9	12		
			LED VANDY IN BLK	2	9		

## GAME-BY-GAME

DATE	OPPONENT	GS	MIN	FGM/A	FG%	3FG/A	3P%	FTM/A	FG%	OFF	DEF	TOT	AVG	PF	AST	T/O	BLK	STL	PTS	AVG	
11.4.24	LIPSCOMB	*	23:39	12-17	.706	0-0	.000	1-1	1.000	6	8	14	14.0	4	1	2	0	5	25	25.0	
11.8.24	AUSTIN PEAY	*	18:11	5-9	.556	0-0	.000	3-5	.600	3	7	10	12.0	0	0	2	0	0	13	19.0	
11.14.24	AT SOUTH FLORIDA	*	27:40	8-16	.500	0-1	.000	1-2	.500	2	8	10	11.3	2	0	1	0	1	17	18.3	
11.17.24	BUTLER	*	23:18	9-15	.600	0-1	.000	6-8	.750	2	6	8	10.5	2	3	1	0	4	24	19.8	
11.20.24	HAMPTON	*	27:20	7-14	.500	0-0	.000	1-1	1.000	6	6	12	10.8	2	0	1	0	3	15	18.8	
11.22.24	SAMFORD	*	23:46	10-16	.625	0-0	.000	1-3	.333	4	8	12	11.0	2	1	2	0	4	21	19.2	
11.26.24	VS. ARIZONA	*	36:12	10-18	.556	0-0	.000	5-9	.556	3	12	15	11.6	3	3	5	0	7	25	20.0	
11.27.24	VS. MICHIGAN ST.	*	29:15	8-14	.571	0-0	.000	3-5	.600	4	2	6	10.9	5	4	1	0	4	19	19.9	
12.1.24	APPALACHIAN ST.																				
12.4.24	AT MIAMI	*	35:45	11-17	.647	0-0	.000	6-8	.750	8	5	13	11.1	3	0	3	0	4	28	20.8	
12.14.24	EVANSVILLE	*	32:32	19-28	.679	0-0	.000	4-6	.667	9	9	18	11.8	4	1	1	1	8	42	22.9	
12.19.24	AT DAYTON	*	29:31	7-19	.368	0-0	.000	0-0	.000	5	5	10	11.6	2	5	0	0	4	14	22.1	
12.21.24	WEST GEORGIA	*	22:43	10-15	.667	0-0	.000	3-4	.750	4	6	10	11.5	4	3	1	1	3	23	22.2	
12.29.24	ALABAMA A&M	*	29:22	13-19	.684	0-0	.000	3-5	.600	5	2	7	11.2	2	4	1	1	4	29	22.7	
1.2.25	GEORGIA	*	29:55	11-20	.550	0-2	.000	6-7	.857	1	7	8	10.9	4	2	0	1	1	28	23.1	
1.5.25	KENTUCKY	*	37:21	8-22	.364	0-1	.000	3-4	.750	5	6	11	10.9	4	5	0	0	0	19	22.8	
1.9.25	AT OLE MISS	*	25:36	5-12	.417	0-0	.000	1-3	.333	1	2	3	10.4	4	1	0	1	2	11	22.1	
1.13.25	AT LSU																				
1.19.25	TENNESSEE																				
1.23.25	ARKANSAS																				
1.26.25	AT ALABAMA																				
1.30.25	AT FLORIDA																				
2.2.25	OLE MISS																				
2.6.25	AT TEXAS																				
2.13.25	MISSISSIPPI STATE																				
2.16.25	AT AUBURN																				
2.20.25	AT OKLAHOMA																				
2.23.25	SOUTH CAROLINA																				
2.27.25	TEXAS A&M																				
3.2.25	AT MISSOURI																				
<b>TOTAL</b>			<b>16</b>	<b>452:05</b>	<b>153-271</b>	<b>.565</b>	<b>0-5</b>	<b>.000</b>	<b>47-71</b>	<b>.662</b>	<b>68</b>	<b>99</b>	<b>167</b>	<b>10.4</b>	<b>47</b>	<b>33</b>	<b>21</b>	<b>5</b>	<b>54</b>	<b>353</b>	<b>22.1</b>

## CAREER STATS

YEAR	GP	GS	MIN	AVG	FG	FGA	PCT	3FG	3FGA	3PCT	FT	FTA	PCT	OFF	DEF	TOT	AVG	PF	FO	AST	TO	BLK	STL	PTS	AVG
2023-24	33	11	634	19.2	112	267	.419	2	9	.222	68	102	.667	63	112	175	5.3	86	2	22	55	15	33	294	8.9
2024-25	16	16	452	28.3	153	271	.565	0	5	.000	47	71	.662	68	99	167	10.4	47	1	33	21	5	54	353	22.1
<b>CAREER</b>	<b>49</b>	<b>27</b>	<b>1086</b>	<b>22.2</b>	<b>265</b>	<b>538</b>	<b>.493</b>	<b>2</b>	<b>14</b>	<b>.143</b>	<b>115</b>	<b>173</b>	<b>.665</b>	<b>131</b>	<b>211</b>	<b>342</b>	<b>7.0</b>	<b>133</b>	<b>3</b>	<b>55</b>	<b>76</b>	<b>20</b>	<b>87</b>	<b>647</b>	<b>13.2</b>





# 13 JUSTINE PISSOTT

@justinepissott  
 @j.usssssyyy  
 @justinepissott

**G/F // 6-4 // Jr. // Toms River, N.J. (Tennessee)**

## SEASON HIGHS

**Points // 6, Samford (11/22/24)**  
**FG Made // 2, Samford (11/22/24)**  
**FG Attempts // 5, Hampton (11/20/24)**  
**3-Pt Made // 2, Samford (11/22/24)**  
**3-Pt Attempt // 3, Hampton (11/20/24)**  
**FT Made // 2, Butler (11/17/24)**  
**FT Attempt // 2 (2x), Last: West Georgia (12/21/24)**  
**Rebounds // 7, Appalachian State (12/1/24)**  
**Assists // 1 (3x), Last: West Georgia (12/21/24)**  
**Steals // 1 (3x), Last: West Georgia (12/21/24)**  
**Blocks // --**  
**Minutes // 14, Butler (11/17/24)**

## CAREER HIGHS

**Points // 17, Dayton (12/20/23)**  
**FG Made // 6, Dayton (12/20/23)**  
**FG Attempts // 13, Radford (12/31/23)**  
**3-Pt Made // 5, Dayton (12/20/23)**  
**3-Pt Attempt // 8, Georgia (03/03/24)**  
**FT Made // 3, vs. Alabama State (11/20/23)**  
**FT Attempt // 3, vs. Alabama State (11/20/23)**  
**Rebounds // 7, Appalachian State (12/1/24)**  
**Assists // 4 (2x), Last: at UT Martin (11/09/23)**  
**Steals // 2 (2x), Last: at Missouri (02/29/24)**  
**Blocks // 3, at UT Martin (11/09/23)**  
**Minutes // 33 (2x), Last: Georgia (03/03/24)**

- Played in 10 games this season
- Pulled down a career-high 7 reb. vs. App State (Dec. 1)
- Scored a season-high six points vs. Samford (Dec. 22)
- Appeared in 43 games and made 28 starts at Vanderbilt
- Averages 1.3 3-pt FGM per game in her Vandy career
- Transferred to Vanderbilt after one season at Tennessee
- ESPN 5-Star Recruit & McDonald's All-American ('22)

SUPERLATIVES	24-25 CAREER	SUPERLATIVES	24-25 CAREER
10+ POINTS	-- 8	3+ STEALS	-- --
15+ POINTS	-- 2	2+ BLOCKS	-- 2
20+ POINTS	-- --	DOUBLE-DOUBLES	-- --
30+ POINTS	-- --	LED VANDY IN PTS	-- --
MADE 3+ 3-PT FG	-- 10	LED VANDY IN REB	1 1
10+ REBS	-- --	LED VANDY IN AST	-- --
3+ ASSISTS	-- 3	LED VANDY IN STL	-- --
		LED VANDY IN BLK	-- 9

## GAME-BY-GAME

DATE	OPPONENT	GS	MIN	FGM/A	FG%	3FG/A	3P%	FTM/A	FG%	OFF	DEF	TOT	AVG	PF	AST	T/O	BLK	STL	PTS	AVG	
11.4.24	LIPSCOMB																				
11.8.24	AUSTIN PEAY																				
11.14.24	AT SOUTH FLORIDA																				
11.17.24	BUTLER		14:22	1-4	.250	0-2	.000	2-2	1.000	2	4	6	6.0	2	0	1	0	0	4	4.0	
11.20.24	HAMPTON		09:51	1-5	.200	1-3	.333	0-0	.000	1	1	2	4.0	2	0	0	0	1	3	3.5	
11.22.24	SAMFORD		05:59	2-2	1.000	2-2	1.000	0-0	.000	0	0	0	2.7	0	0	0	0	0	6	4.3	
11.26.24	VS. ARIZONA		04:06	1-2	.500	0-1	.000	0-0	.000	0	0	0	2.0	0	0	0	0	0	2	3.8	
11.27.24	VS. MICHIGAN ST.		04:53	0-1	.000	0-1	.000	0-0	.000	0	1	1	1.8	0	1	0	0	1	0	3.0	
12.1.24	APPALACHIAN ST.		16:19	1-7	.143	1-6	.167	0-0	.000	2	5	7	2.7	0	1	0	0	0	3	3.0	
12.4.24	AT MIAMI																				
12.14.24	EVANSVILLE		07:29	1-3	.333	0-1	.000	0-0	.000	1	0	1	2.4	0	0	0	0	0	2	2.9	
12.19.24	AT DAYTON																				
12.21.24	WEST GEORGIA		11:13	1-2	.500	1-1	1.000	0-2	.000	1	4	5	2.8	1	1	1	0	1	3	2.9	
12.29.24	ALABAMA A&M		04:01	1-1	1.000	0-0	.000	0-0	.000	0	0	0	2.4	0	0	0	0	0	2	2.8	
1.2.25	GEORGIA																				
1.5.25	KENTUCKY																				
1.9.25	AT OLE MISS		04:09	0-1	.000	0-1	.000	0-0	.000	0	0	0	2.2	0	0	1	0	0	0	2.5	
1.13.25	AT LSU																				
1.19.25	TENNESSEE																				
1.23.25	ARKANSAS																				
1.26.25	AT ALABAMA																				
1.30.25	AT FLORIDA																				
2.2.25	OLE MISS																				
2.6.25	AT TEXAS																				
2.13.25	MISSISSIPPI STATE																				
2.16.25	AT AUBURN																				
2.20.25	AT OKLAHOMA																				
2.23.25	SOUTH CAROLINA																				
2.27.25	TEXAS A&M																				
3.2.25	AT MISSOURI																				
<b>TOTAL</b>		<b>0</b>	<b>78:13</b>	<b>9-27</b>	<b>.333</b>	<b>5-17</b>	<b>.294</b>	<b>2-4</b>	<b>.500</b>	<b>7</b>	<b>15</b>	<b>22</b>	<b>2.4</b>	<b>5</b>	<b>3</b>	<b>2</b>	<b>0</b>	<b>3</b>	<b>25</b>	<b>2.8</b>	

## CAREER STATS

YEAR	GP	GS	MIN	AVG	FG	FGA	PCT	3FG	3FGA	3PCT	FT	FTA	PCT	OFF	DEF	TOT	AVG	PF	FO	AST	TO	BLK	STL	PTS	AVG
2022-23*	27	0	189	7.0	20	60	.333	12	46	.261	2	2	1.000	6	20	26	1.0	20	0	10	12	4	1	54	2.0
2023-24	33	28	698	21.2	80	225	.356	52	141	.369	12	16	.750	14	57	71	2.2	54	1	25	40	17	10	224	6.8
2024-25	10	0	82	8.2	9	28	.321	5	18	.278	2	4	.500	7	15	22	2.2	5	0	3	3	0	3	25	2.5
<b>VANDY</b>	<b>43</b>	<b>28</b>	<b>781</b>	<b>18.2</b>	<b>89</b>	<b>253</b>	<b>.352</b>	<b>57</b>	<b>159</b>	<b>.358</b>	<b>14</b>	<b>20</b>	<b>.700</b>	<b>21</b>	<b>72</b>	<b>93</b>	<b>2.2</b>	<b>59</b>	<b>1</b>	<b>28</b>	<b>43</b>	<b>17</b>	<b>13</b>	<b>249</b>	<b>5.8</b>
<b>CAREER</b>	<b>70</b>	<b>28</b>	<b>970</b>	<b>13.9</b>	<b>109</b>	<b>313</b>	<b>.348</b>	<b>69</b>	<b>205</b>	<b>.337</b>	<b>16</b>	<b>22</b>	<b>.727</b>	<b>27</b>	<b>92</b>	<b>119</b>	<b>1.7</b>	<b>79</b>	<b>1</b>	<b>38</b>	<b>55</b>	<b>21</b>	<b>14</b>	<b>303</b>	<b>4.3</b>

\*at Tennessee





# 14 AIYANA MITCHELL

@AiyanaMitchell17  
@aiyanamitchell12  
@aiyanajm22

F // 6-4 // So. // Colorado Springs, Colo. (Fountain-Fort Carson HS)

## SEASON HIGHS

Points // 10 (2x), Last: Appalachian St. (12/1/24)  
 FG Made // 4 (2x), Last: Appalachian St. (12/1/24)  
 FG Attempts // 10, Appalachian St. (12/1/24)  
 3-Pt Made // --  
 3-Pt Attempt // --  
 FT Made // 5, vs. Arizona (11/26/24)  
 FT Attempt // 6, vs. Arizona (11/26/24)  
 Rebounds // 6 (2x), Last: Appalachian St. (12/1/24)  
 Assists // 2, West Georgia (12/21/24)  
 Steals // 3, Samford (11/22/24)  
 Blocks // 2 (2x), Last: West Georgia (12/21/24)  
 Minutes // 20, Appalachian St. (12/1/24)

## CAREER HIGHS

Points // 10 (2x), Last: Appalachian St. (12/1/24)  
 FG Made // 4 (2x), Last: Appalachian St. (12/1/24)  
 FG Attempts // 10, Appalachian St. (12/1/24)  
 3-Pt Made // --  
 3-Pt Attempt // --  
 FT Made // 5, vs. Arizona (11/26/24)  
 FT Attempt // 6, vs. Arizona (11/26/24)  
 Rebounds // 6 (2x), Last: Appalachian St. (12/1/24)  
 Assists // 2, West Georgia (12/21/24)  
 Steals // 3, Samford (11/22/24)  
 Blocks // 2 (2x), Last: West Georgia (12/21/24)  
 Minutes // 20, Appalachian St. (12/1/24)

- Scored a career-high 10 points vs. Samford (Nov. 22) & App State (Dec. 1)
- Made her first career start vs. App State on Dec. 1 and matched her career-high in points scored with 10 pts
- Recorded a career-best 6 reb vs. Mich. State (Nov. 27) & App State (Dec. 1)
- Averaging a career-high 5.2 ppg and 3.4 rpg in 17 games in '24-25
- Scored in all 17 games she has played in this season
- Appeared in 15 games as a true freshman

SUPERLATIVES	24-25 CAREER	SUPERLATIVES	24-25 CAREER
10+ POINTS	2	3+ STEALS	--
15+ POINTS	--	2+ BLOCKS	2
20+ POINTS	--	DOUBLE-DOUBLES	--
30+ POINTS	--	LED VANDY IN PTS	--
MADE 3+ 3-PT FG	--	LED VANDY IN REB	1
10+ REBS	--	LED VANDY IN AST	--
3+ ASSISTS	--	LED VANDY IN STL	1
		LED VANDY IN BLK	4

## GAME-BY-GAME

DATE	OPPONENT	GS	MIN	FGM/A	FG%	3FG/A	3P%	FTM/A	FG%	OFF	DEF	TOT	AVG	PF	AST	T/O	BLK	STL	PTS	AVG
11.4.24	LIPSCOMB		11:58	3-4	.750	0-0	.000	2-5	.400	1	1	2	2.0	0	0	0	1	0	8	8.0
11.8.24	AUSTIN PEAY		16:19	2-4	.500	0-0	.000	1-2	.500	2	2	4	3.0	2	0	0	0	0	5	6.5
11.14.24	AT SOUTH FLORIDA		12:20	1-3	.333	0-0	.000	0-0	.000	3	2	5	3.7	1	0	0	0	1	2	5.0
11.17.24	BUTLER		14:11	3-5	.600	0-0	.000	0-1	.000	4	1	5	4.0	0	1	3	0	0	6	5.3
11.20.24	HAMPTON		12:33	2-2	1.000	0-0	.000	0-0	.000	0	1	1	3.4	0	1	0	0	0	4	5.0
11.22.24	SAMFORD		14:45	4-8	.500	0-0	.000	2-4	.500	2	0	2	3.2	2	0	1	1	3	10	5.8
11.26.24	VS. ARIZONA		04:01	0-0	.000	0-0	.000	5-6	.833	2	0	2	3.0	3	0	1	0	0	5	5.7
11.27.24	VS. MICHIGAN ST.		10:45	3-3	1.000	0-0	.000	0-0	.000	2	4	6	3.4	4	0	2	1	1	6	5.8
12.1.24	APPALACHIAN ST. *		20:01	4-10	.400	0-0	.000	2-2	1.000	4	2	6	3.7	2	0	0	0	0	10	6.2
12.4.24	AT MIAMI		02:11	1-1	1.000	0-0	.000	0-0	.000	0	0	0	3.3	2	0	1	0	0	2	5.8
12.14.24	EVANSVILLE		12:17	2-3	.667	0-0	.000	0-0	.000	1	3	4	3.4	1	0	0	2	2	4	5.6
12.19.24	AT DAYTON		12:09	1-1	1.000	0-0	.000	0-0	.000	1	2	3	3.3	1	0	0	0	1	2	5.3
12.21.24	WEST GEORGIA		16:07	2-4	.500	0-0	.000	4-4	1.000	3	2	5	3.5	0	2	0	2	0	8	5.5
12.29.24	ALABAMA A&M		10:24	3-4	.750	0-0	.000	0-1	.000	0	4	4	3.5	1	0	2	0	0	6	5.6
1.2.25	GEORGIA		12:02	2-3	.667	0-0	.000	0-0	.000	0	4	4	3.5	4	0	0	1	2	4	5.5
1.5.25	KENTUCKY		09:03	1-1	1.000	0-0	.000	2-4	.500	1	0	1	3.4	0	0	0	0	0	4	5.4
1.9.25	AT OLE MISS		12:10	1-1	1.000	0-0	.000	0-0	.000	0	3	3	3.4	1	1	1	0	0	2	5.2
1.13.25	AT LSU																			
1.19.25	TENNESSEE																			
1.23.25	ARKANSAS																			
1.26.25	AT ALABAMA																			
1.30.25	AT FLORIDA																			
2.2.25	OLE MISS																			
2.6.25	AT TEXAS																			
2.13.25	MISSISSIPPI STATE																			
2.16.25	AT AUBURN																			
2.20.25	AT OKLAHOMA																			
2.23.25	SOUTH CAROLINA																			
2.27.25	TEXAS A&M																			
3.2.25	AT MISSOURI																			
<b>TOTAL</b>		<b>1</b>	<b>203:18</b>	<b>35-57</b>	<b>.614</b>	<b>0-0</b>	<b>.000</b>	<b>18-29</b>	<b>.621</b>	<b>26</b>	<b>31</b>	<b>57</b>	<b>3.4</b>	<b>24</b>	<b>5</b>	<b>11</b>	<b>8</b>	<b>10</b>	<b>88</b>	<b>5.2</b>

## CAREER STATS

YEAR	GP	GS	MIN	AVG	FG	FGA	PCT	3FG	3FGA	3PCT	FT	FTA	PCT	OFF	DEF	TOT	AVG	PF	FO	AST	TO	BLK	STL	PTS	AVG
2023-24	15	0	58	3.9	6	11	.545	0	0	.000	2	4	.500	4	7	11	0.7	10	0	0	3	4	0	14	0.9
2024-25	17	1	203	12.0	35	57	.614	0	0	.000	18	29	.621	26	31	57	3.4	24	0	5	11	8	10	88	5.2
<b>CAREER</b>	<b>32</b>	<b>1</b>	<b>262</b>	<b>8.2</b>	<b>41</b>	<b>68</b>	<b>.603</b>	<b>0</b>	<b>0</b>	<b>.000</b>	<b>20</b>	<b>33</b>	<b>.606</b>	<b>30</b>	<b>38</b>	<b>68</b>	<b>2.1</b>	<b>34</b>	<b>0</b>	<b>5</b>	<b>14</b>	<b>12</b>	<b>10</b>	<b>102</b>	<b>3.2</b>



# 23 IYANA MOORE

@iyanamoore\_  
@yanam23  
@imoore\_23

G // 5-8 // Sr. // Milwaukee, Wis. (Blackman HS)

## SEASON HIGHS

Points // 17 (2x), Last: Kentucky (01/05/25)  
 FG Made // 7, Alabama A&M (12/29/24)  
 FG Attempts // 20, vs. Michigan State (11/27/24)  
 3-Pt Made // 5, Kentucky (01/05/25)  
 3-Pt Attempt // 13, Kentucky (01/05/25)  
 FT Made // 5 (2x), Last: vs. Michigan State (11/27/24)  
 FT Attempt // 7, vs. Michigan State (11/27/24)  
 Rebounds // 6 (2x), Last: Samford (11/22/24)  
 Assists // 7 (2x), Last: Alabama A&M (12/29/24)  
 Steals // 3, vs. Arizona (11/26/24)  
 Blocks // 2, Georgia (01/02/25)  
 Minutes // 40, vs. Michigan State (11/27/24)

## CAREER HIGHS

Points // 37, at Kentucky (01/11/14)  
 FG Made // 14, at Kentucky (01/11/14)  
 FG Attempts // 21, Alabama State (12/28/21)  
 3-Pt Made // 9, Alabama State (12/28/21)  
 3-Pt Attempt // 13, Kentucky (01/05/25)  
 FT Made // 9, vs. Iowa State (11/24/23)  
 FT Attempt // 10, vs. Iowa State (11/24/23)  
 Rebounds // 9, at Missouri (02/29/24)  
 Assists // 8, at Kentucky (02/17/22)  
 Steals // 4 (4x), Last: Fairfield (11/12/23)  
 Blocks // 2, Georgia (01/02/25)  
 Minutes // 43, Alabama (02/06/22)

- Scored a season-high 17 pts vs. Mich. St. (Nov. 27) & UK (Jan. 5)
- Third on the team in scoring at 12.8 ppg
- Her 1,118 pts ranks 29th in Vanderbilt history
- Became the 42nd Commodore to score 1,000 pts on Dec. 1 vs. App State
- Her career 173 made 3-point FG pts ranks 9th in Vanderbilt history
- Comes into Monday on a 10-game double-digit scoring streak

	SUPERLATIVES	24-25 CAREER	SUPERLATIVES	24-25 CAREER
10+ POINTS	14	57	3+ STEALS	1 13
15+ POINTS	7	34	2+ BLOCKS	1 1
20+ POINTS	--	13	DOUBLE-DOUBLES	-- --
30+ POINTS	--	2	LED VANDY IN PTS	1 30
MADE 3+ 3-PT FG	8	28	LED VANDY IN REB	-- --
10+ REBS	--	--	LED VANDY IN AST	2 14
3+ ASSISTS	8	39	LED VANDY IN STL	1 10
			LED VANDY IN BLK	2 6

## GAME-BY-GAME

DATE	OPPONENT	GS	MIN	FGM/A	FG%	3FG/A	3P%	FTM/A	FG%	OFF	DEF	TOT	AVG	PF	AST	T/O	BLK	STL	PTS	AVG	
11.4.24	LIPSCOMB	*	27:18	6-12	.500	2-4	.500	1-1	1.000	3	3	6	6.0	1	1	1	0	1	15	15.0	
11.8.24	AUSTIN PEAY	*	24:23	5-8	.625	1-3	.333	5-6	.833	1	2	3	4.5	3	3	2	0	0	16	15.5	
11.14.24	AT SOUTH FLORIDA		12:04	1-3	.333	0-2	.000	0-2	.000	0	0	0	3.0	2	0	0	0	0	2	11.0	
11.17.24	BUTLER																				
11.20.24	HAMPTON	*	22:16	5-10	.500	2-7	.286	0-0	.000	0	3	3	3.0	0	1	1	0	0	12	11.3	
11.22.24	SAMFORD	*	34:08	4-10	.400	3-7	.429	0-0	.000	1	5	6	3.6	3	2	1	0	1	11	11.2	
11.26.24	VS. ARIZONA	*	37:20	1-9	.111	1-2	.500	0-0	.000	0	0	0	3.0	3	4	7	0	3	3	9.8	
11.27.24	VS. MICHIGAN ST.	*	40:00	5-20	.250	2-7	.286	5-7	.714	0	4	4	3.1	4	3	8	0	0	17	10.9	
12.1.24	APPALACHIAN ST.	*	25:43	4-11	.364	3-9	.333	2-2	1.000	0	2	2	3.0	1	2	1	0	0	13	11.1	
12.4.24	AT MIAMI	*	35:21	4-11	.364	3-6	.500	2-2	1.000	1	2	3	3.0	2	7	5	1	2	13	11.3	
12.14.24	EVANSVILLE	*	20:25	3-10	.300	1-7	.143	3-4	.750	0	1	1	2.8	4	3	0	1	0	10	11.2	
12.19.24	AT DAYTON	*	38:36	5-16	.313	4-9	.444	0-0	.000	0	3	3	2.8	2	4	3	0	1	14	11.5	
12.21.24	WEST GEORGIA	*	21:29	5-16	.313	3-9	.333	3-4	.750	1	1	2	2.8	0	0	2	0	1	16	11.8	
12.29.24	ALABAMA A&M	*	33:44	7-17	.412	2-7	.286	0-0	.000	2	2	4	2.8	1	7	2	0	1	16	12.2	
1.2.25	GEORGIA	*	35:22	5-10	.500	3-6	.500	3-3	1.000	2	1	3	2.9	3	4	2	2	0	16	12.4	
1.5.25	KENTUCKY	*	36:27	5-16	.313	5-13	.385	2-2	1.000	1	1	2	2.8	4	2	2	0	1	17	12.7	
1.9.25	AT OLE MISS	*	37:52	5-13	.385	2-7	.286	2-2	1.000	0	4	4	2.9	0	2	3	0	2	14	12.8	
1.13.25	AT LSU																				
1.19.25	TENNESSEE																				
1.23.25	ARKANSAS																				
1.26.25	AT ALABAMA																				
1.30.25	AT FLORIDA																				
2.2.25	OLE MISS																				
2.6.25	AT TEXAS																				
2.13.25	MISSISSIPPI STATE																				
2.16.25	AT AUBURN																				
2.20.25	AT OKLAHOMA																				
2.23.25	SOUTH CAROLINA																				
2.27.25	TEXAS A&M																				
3.2.25	AT MISSOURI																				
<b>TOTAL</b>			<b>15</b>	<b>482:28</b>	<b>70-192</b>	<b>.365</b>	<b>37-105</b>	<b>.352</b>	<b>28-35</b>	<b>.800</b>	<b>12</b>	<b>34</b>	<b>46</b>	<b>2.9</b>	<b>33</b>	<b>45</b>	<b>40</b>	<b>4</b>	<b>13</b>	<b>205</b>	<b>12.8</b>

## CAREER STATS

YEAR	GP	GS	MIN	AVG	FG	FGA	PCT	3FG	3FGA	3PCT	FT	FTA	PCT	OFF	DEF	TOT	AVG	PF	FO	AST	TO	BLK	STL	PTS	AVG
2021-22	35	17	1136	32.5	148	396	.374	79	207	.382	69	86	.802	32	71	103	2.9	67	1	89	99	6	55	444	12.7
2022-23	MISSED SEASON DUE TO INJURY																								
2023-24	33	33	1089	33.0	151	399	.378	57	171	.333	110	133	.827	32	83	115	3.5	81	0	91	83	3	45	469	14.2
2024-25	16	15	482	30.2	70	192	.365	37	105	.352	28	35	.800	12	34	46	2.9	33	0	45	40	4	13	205	12.8
<b>TOTAL</b>	<b>84</b>	<b>65</b>	<b>2708</b>	<b>32.2</b>	<b>369</b>	<b>987</b>	<b>.374</b>	<b>173</b>	<b>483</b>	<b>.358</b>	<b>207</b>	<b>254</b>	<b>.815</b>	<b>76</b>	<b>188</b>	<b>264</b>	<b>3.1</b>	<b>181</b>	<b>1</b>	<b>225</b>	<b>222</b>	<b>13</b>	<b>113</b>	<b>1118</b>	<b>13.3</b>



# 24 AGA MAKURAT

@a.makurat24

G // 6-3 // So. // Sierakowice, Poland (Sopocka Akademia Tenisowa)

## SEASON HIGHS

Points // 10, App State (12/1/24)  
 FG Made // 4, App State (12/1/24)  
 FG Attempts // 8 (2x), Last: App State (12/1/24)  
 3-Pt Made // 2 (3x), Last: Alabama A&M (12/29/24)  
 3-Pt Attempt // 6, at South Florida (11/14/24)  
 FT Made // 1, App State (12/1/24)  
 FT Attempt // 1, App State (12/1/24)  
 Rebounds // 5 (2x), Last: West Georgia (12/21/24)  
 Assists // 3, App State (12/1/24)  
 Steals // 1 (3x), Last: Alabama A&M (12/29/24)  
 Blocks // 2 (2x), Last: Hampton (11/20/24)  
 Minutes // 20, App State (12/1/24)

## CAREER HIGHS

Points // 18 (2x), Last: at South Carolina (01/28/24)  
 FG Made // 6, at South Carolina (01/28/24)  
 FG Attempts // 9 (3x), Last: at South Carolina (01/28/24)  
 3-Pt Made // 5, Western Kentucky (11/15/23)  
 3-Pt Attempt // 7 (2x), Last: at South Carolina (01/28/24)  
 FT Made // 3, Western Kentucky (11/15/23)  
 FT Attempt // 4, Western Kentucky (11/15/23)  
 Rebounds // 7, at South Carolina (01/28/24)  
 Assists // 3 (3x), Last: App State (12/1/24)  
 Steals // 2, Kennesaw State (11/06/23)  
 Blocks // 3, Florida (01/07/24)  
 Minutes // 24, at South Carolina (01/28/24)

- Scored a season-high 10 pts vs. App State (Dec. 1)
- Played in 10 games off the bench this season
- Appeared in 43 games and made three starts at Vanderbilt
- Shot 32.2% from behind the arc in '23-24
- Led the Commodores in scoring twice in '23-24

	24-25 CAREER		24-25 CAREER	
10+ POINTS	1	4	3+ STEALS	--
15+ POINTS	--	2	2+ BLOCKS	2
20+ POINTS	--	--	DOUBLE-DOUBLES	--
30+ POINTS	--	--	LED VANDY IN PTS	2
MADE 3+ 3-PT FG	--	3	LED VANDY IN REB	1
10+ REBS	--	--	LED VANDY IN AST	--
3+ ASSISTS	1	3	LED VANDY IN STL	--
			LED VANDY IN BLK	7

## GAME-BY-GAME

DATE	OPPONENT	GS	MIN	FGM/A	FG%	3FG/A	3P%	FTM/A	FG%	OFF	DEF	TOT	AVG	PF	AST	T/O	BLK	STL	PTS	AVG
11.4.24	LIPSCOMB		18:13	1-8	.125	1-5	.200	0-0	.000	1	3	4	4.0	1	0	1	0	0	3	3.0
11.8.24	AUSTIN PEAY		17:21	2-5	.400	2-5	.400	0-0	.000	0	4	4	4.0	1	2	1	2	0	6	4.5
11.14.24	AT SOUTH FLORIDA		14:16	1-7	.143	0-6	.000	0-0	.000	1	1	2	3.3	0	0	0	0	0	2	3.7
11.17.24	BUTLER		07:12	1-2	.500	1-1	1.000	0-0	.000	0	0	0	2.5	1	1	1	0	1	3	3.5
11.20.24	HAMPTON		16:30	2-5	.400	2-5	.400	0-0	.000	1	4	5	3.0	0	1	0	2	0	6	4.0
11.22.24	SAMFORD		04:02	0-2	.000	0-1	.000	0-0	.000	0	1	1	2.7	0	0	1	0	0	0	3.3
11.26.24	VS. ARIZONA																			
11.27.24	VS. MICHIGAN ST.																			
12.1.24	APPALACHIAN ST.		19:47	4-8	.500	1-4	.250	1-1	1.000	1	3	4	2.9	0	3	1	0	1	10	4.3
12.4.24	AT MIAMI																			
12.14.24	EVANSVILLE		07:45	0-3	.000	0-3	.000	0-0	.000	0	2	2	2.8	0	0	1	0	0	0	3.8
12.19.24	AT DAYTON																			
12.21.24	WEST GEORGIA		16:42	0-4	.000	0-4	.000	0-0	.000	3	2	5	3.0	0	2	1	1	0	0	3.3
12.29.24	ALABAMA A&M		07:14	3-4	.750	2-3	.667	0-0	.000	0	0	0	2.7	0	0	0	0	1	8	3.8
1.2.25	GEORGIA																			
1.5.25	KENTUCKY																			
1.9.25	AT OLE MISS																			
1.13.25	AT LSU																			
1.19.25	TENNESSEE																			
1.23.25	ARKANSAS																			
1.26.25	AT ALABAMA																			
1.30.25	AT FLORIDA																			
2.2.25	OLE MISS																			
2.6.25	AT TEXAS																			
2.13.25	MISSISSIPPI STATE																			
2.16.25	AT AUBURN																			
2.20.25	AT OKLAHOMA																			
2.23.25	SOUTH CAROLINA																			
2.27.25	TEXAS A&M																			
3.2.25	AT MISSOURI																			
<b>TOTAL</b>		<b>0</b>	<b>129:03</b>	<b>14-48</b>	<b>.292</b>	<b>9-37</b>	<b>.243</b>	<b>1-1</b>	<b>1.000</b>	<b>7</b>	<b>20</b>	<b>27</b>	<b>2.7</b>	<b>3</b>	<b>9</b>	<b>7</b>	<b>5</b>	<b>3</b>	<b>38</b>	<b>3.8</b>

## CAREER STATS

YEAR	GP	GS	MIN	AVG	FG	FGA	PCT	3FG	3FGA	3PCT	FT	FTA	PCT	OFF	DEF	TOT	AVG	PF	FO	AST	TO	BLK	STL	PTS	AVG
2023-24	33	3	469	14.2	44	129	.341	29	90	.322	11	14	.786	12	37	49	1.5	29	0	19	32	13	10	128	3.9
2024-25	10	0	129	12.9	14	48	.292	9	37	.243	1	1	1.000	7	20	27	2.7	3	0	9	7	5	3	38	3.8
<b>CAREER</b>	<b>43</b>	<b>3</b>	<b>598</b>	<b>13.9</b>	<b>58</b>	<b>177</b>	<b>.328</b>	<b>38</b>	<b>127</b>	<b>.299</b>	<b>12</b>	<b>15</b>	<b>.800</b>	<b>19</b>	<b>57</b>	<b>76</b>	<b>1.8</b>	<b>32</b>	<b>0</b>	<b>28</b>	<b>39</b>	<b>18</b>	<b>13</b>	<b>166</b>	<b>3.9</b>



# 30 TRINITY WILSON

@trinityy.wilsonn  
@trinitywilson\_bts  
@TrinityWilson30

F // 6-3 // Fr. // Lakeville, Minn. (Lakeville North HS)

## SEASON HIGHS

Points // 6, West Georgia (12/21/24)  
 FG Made // 3, West Georgia (12/21/24)  
 FG Attempts // 5, West Georgia (12/21/24)  
 3-Pt Made // --  
 3-Pt Attempt // --  
 FT Made // 1, App State (12/1/24)  
 FT Attempt // 2, Austin Peay (11/8/24)  
 Rebounds // 5 (2x), Last: Austin Peay (11/8/24)  
 Assists // 1 (5x), Last: Alabama A&M (12/29/24)  
 Steals // --  
 Blocks // 1 (2x), Last: West Georgia (12/21/24)  
 Minutes // 11, Lipscomb (11/4/24)

## CAREER HIGHS

Points // 6, West Georgia (12/21/24)  
 FG Made // 3, West Georgia (12/21/24)  
 FG Attempts // 5, West Georgia (12/21/24)  
 3-Pt Made // --  
 3-Pt Attempt // --  
 FT Made // 1, App State (12/1/24)  
 FT Attempt // 2, Austin Peay (11/8/24)  
 Rebounds // 5 (2x), Last: Austin Peay (11/8/24)  
 Assists // 1 (5x), Last: Alabama A&M (12/29/24)  
 Steals // --  
 Blocks // 1 (2x), Last: West Georgia (12/21/24)  
 Minutes // 11, Lipscomb (11/4/24)

- Played in nine games this season
- Pulled down 5 reb and scored 2 pts in her debut vs. Lipscomb (11/4/24)
- Scored a career-high 6 points vs. West Georgia on 12.21
- Ranked the fifth-best player in Minnesota according to PrepGirlsHoops.com
- Collected over 1,000 pts and 1,000 reb during her prep career
- All-state honorable mention ('23)

SUPERLATIVES	24-25 CAREER	SUPERLATIVES	24-25 CAREER
10+ POINTS	-- --	3+ STEALS	-- --
15+ POINTS	-- --	2+ BLOCKS	-- --
20+ POINTS	-- --	DOUBLE-DOUBLES	-- --
30+ POINTS	-- --	LED VANDY IN PTS	-- --
MADE 3+ 3-PT FG	-- --	LED VANDY IN REB	-- --
10+ REBS	-- --	LED VANDY IN AST	-- --
3+ ASSISTS	-- --	LED VANDY IN STL	-- --
		LED VANDY IN BLK	-- --

## GAME-BY-GAME

DATE	OPPONENT	GS	MIN	FGM/A	FG%	3FG/A	3P%	FTM/A	FG%	OFF	DEF	TOT	AVG	PF	AST	T/O	BLK	STL	PTS	AVG
11.4.24	LIPSCOMB		10:31	1-4	.250	0-0	.000	0-0	.000	2	3	5	5.0	1	1	1	0	0	2	2.0
11.8.24	AUSTIN PEAY		05:09	2-4	.500	0-0	.000	0-2	.000	2	3	5	5.0	1	0	0	0	0	4	3.0
11.14.24	AT SOUTH FLORIDA																			
11.17.24	BUTLER		02:31	0-0	.000	0-0	.000	0-0	.000	0	0	0	3.3	0	0	0	0	0	0	2.0
11.20.24	HAMPTON		03:57	0-1	.000	0-0	.000	0-0	.000	0	0	0	2.5	0	1	0	1	0	0	1.5
11.22.24	SAMFORD																			
11.26.24	VS. ARIZONA																			
11.27.24	VS. MICHIGAN ST.																			
12.1.24	APPALACHIAN ST.		08:30	1-4	.250	0-0	.000	1-1	1.000	0	0	0	2.0	0	1	0	0	0	3	1.8
12.4.24	AT MIAMI																			
12.14.24	EVANSVILLE		02:48	1-3	.333	0-0	.000	0-0	.000	1	1	2	2.0	0	0	0	0	0	2	1.8
12.19.24	AT DAYTON																			
12.21.24	WEST GEORGIA		06:43	3-5	.600	0-0	.000	0-0	.000	0	2	2	2.0	0	1	1	1	0	6	2.4
12.29.24	ALABAMA A&M		01:51	0-0	.000	0-0	.000	0-0	.000	0	0	0	1.8	0	1	0	0	0	0	2.1
1.2.25	GEORGIA																			
1.5.25	KENTUCKY																			
1.9.25	AT OLE MISS		02:40	0-0	.000	0-0	.000	0-0	.000	0	0	0	1.6	1	0	1	0	0	0	1.9
1.13.25	AT LSU																			
1.19.25	TENNESSEE																			
1.23.25	ARKANSAS																			
1.26.25	AT ALABAMA																			
1.30.25	AT FLORIDA																			
2.2.25	OLE MISS																			
2.6.25	AT TEXAS																			
2.13.25	MISSISSIPPI STATE																			
2.16.25	AT AUBURN																			
2.20.25	AT OKLAHOMA																			
2.23.25	SOUTH CAROLINA																			
2.27.25	TEXAS A&M																			
3.2.25	AT MISSOURI																			
<b>TOTAL</b>		<b>0</b>	<b>44:40</b>	<b>8-21</b>	<b>.381</b>	<b>0-0</b>	<b>.000</b>	<b>1-3</b>	<b>.333</b>	<b>5</b>	<b>9</b>	<b>14</b>	<b>1.6</b>	<b>3</b>	<b>5</b>	<b>3</b>	<b>2</b>	<b>0</b>	<b>17</b>	<b>1.9</b>

## CAREER STATS

YEAR	GP	GS	MIN	AVG	FG	FGA	PCT	3FG	3FGA	3PCT	FT	FTA	PCT	OFF	DEF	TOT	AVG	PF	FO	AST	TO	BLK	STL	PTS	AVG
2024-25	9	0	45	5.0	8	21	.381	0	0	.000	1	3	.333	5	9	14	1.6	3	0	5	3	2	0	17	1.9
<b>CAREER</b>	<b>9</b>	<b>0</b>	<b>45</b>	<b>5.0</b>	<b>8</b>	<b>21</b>	<b>.381</b>	<b>0</b>	<b>0</b>	<b>.000</b>	<b>1</b>	<b>3</b>	<b>.333</b>	<b>5</b>	<b>9</b>	<b>14</b>	<b>1.6</b>	<b>3</b>	<b>0</b>	<b>5</b>	<b>3</b>	<b>2</b>	<b>0</b>	<b>17</b>	<b>1.9</b>





# 35 SACHA WASHINGTON

@sacha\_washington

@sacha\_washington

@sachaw33

F // 6-2 // Sr. // Lawrenceville, Ga. (Collins Hill HS)

## SEASON HIGHS

Points // --  
 FG Made // --  
 FG Attempts // --  
 3-Pt Made // --  
 3-Pt Attempt // --  
 FT Made // --  
 FT Attempt // --  
 Rebounds // --  
 Assists // --  
 Steals // --  
 Blocks // --  
 Minutes // --

## CAREER HIGHS

Points // 33, Louisiana Tech (12/03/23)  
 FG Made // 15, Louisiana Tech (12/03/23)  
 FG Attempts // 20, Louisiana Tech (12/03/23)  
 3-Pt Made // --  
 3-Pt Attempt // 1, Lipscomb (12/18/22)  
 FT Made // 10, Fairfield (11/12/23)  
 FT Attempt // 16, Fairfield (11/12/23)  
 Rebounds // 17, Fairfield (11/12/23)  
 Assists // 7, Fairfield (11/12/23)  
 Steals // 8, Louisiana Tech (12/03/23)  
 Blocks // 6, Dayton (12/20/23)  
 Minutes // 40, vs. Florida (03/07/24)

- Utilizing Medical Redshirt in '24-25
- Preseason Cheryl Miller Award Watch List ('25)
- Appeared in 99 games and made 72 starts in three seasons at Vanderbilt
- Averaged a career-best 12.1 ppg as a junior
- Led the team with 8 double-doubles in '23-24
- Led Vandy with 7.9 rpg in '23-24
- All-SEC freshman team ('22)

SUPERLATIVES	24-25 CAREER	SUPERLATIVES	24-25 CAREER
10+ POINTS	-- 48	3+ STEALS	-- 9
15+ POINTS	-- 20	2+ BLOCKS	-- 28
20+ POINTS	-- 6	DOUBLE-DOUBLES	-- 22
30+ POINTS	-- 1	LED VANDY IN PTS	-- 13
MADE 3+ 3-PT FG	-- --	LED VANDY IN REB	-- 53
10+ REBS	-- 24	LED VANDY IN AST	-- 5
3+ ASSISTS	-- 8	LED VANDY IN STL	-- 5
		LED VANDY IN BLK	-- 54

## GAME-BY-GAME

DATE	OPPONENT	GS	MIN	FGM/A	FG%	3FG/A	3P%	FTM/A	FG%	OFF	DEF	TOT	AVG	PF	AST	T/O	BLK	STL	PTS	AVG	
11.4.24	LIPSCOMB																				
11.8.24	AUSTIN PEAY																				
11.14.24	AT SOUTH FLORIDA																				
11.17.24	BUTLER																				
11.20.24	HAMPTON																				
11.22.24	SAMFORD																				
11.26.24	VS. ARIZONA																				
11.27.24	VS. MICHIGAN ST.																				
12.1.24	APPALACHIAN ST.																				
12.4.24	AT MIAMI																				
12.14.24	EVANSVILLE																				
12.19.24	AT DAYTON																				
12.21.24	WEST GEORGIA																				
12.29.24	ALABAMA A&M																				
1.2.25	GEORGIA																				
1.5.25	KENTUCKY																				
1.9.25	AT OLE MISS																				
1.13.25	AT LSU																				
1.19.25	TENNESSEE																				
1.23.25	ARKANSAS																				
1.26.25	AT ALABAMA																				
1.30.25	AT FLORIDA																				
2.2.25	OLE MISS																				
2.6.25	AT TEXAS																				
2.13.25	MISSISSIPPI STATE																				
2.16.25	AT AUBURN																				
2.20.25	AT OKLAHOMA																				
2.23.25	SOUTH CAROLINA																				
2.27.25	TEXAS A&M																				
3.2.25	AT MISSOURI																				
<b>TOTAL</b>		<b>0</b>	<b>00.00</b>	<b>0-0</b>	<b>.000</b>	<b>0-0</b>	<b>.000</b>	<b>0-0</b>	<b>.000</b>	<b>0</b>	<b>0</b>	<b>0</b>	<b>0.0</b>	<b>0</b>	<b>0</b>	<b>0</b>	<b>0</b>	<b>0</b>	<b>0</b>	<b>0</b>	<b>0.0</b>

## CAREER STATS

YEAR	GP	GS	MIN	AVG	FG	FGA	PCT	3FG	3FGA	3PCT	FT	FTA	PCT	OFF	DEF	TOT	AVG	PF	FO	AST	TO	BLK	STL	PTS	AVG
2021-22	35	8	708	20.2	104	224	.464	0	0	.000	58	85	.682	113	117	230	6.6	87	2	26	57	19	26	266	7.6
2022-23	31	31	798	25.7	136	294	.463	0	1	.000	72	114	.632	91	137	228	7.4	87	5	35	67	45	25	344	11.1
2023-24	33	33	959	29.1	163	310	.526	0	0	.000	72	117	.615	118	144	262	7.9	91	4	44	90	44	52	398	12.1
2024-25	--	--	--	--	--	--	--	--	--	--	--	--	--	--	--	--	--	--	--	--	--	--	--	--	--
<b>CAREER</b>	<b>99</b>	<b>72</b>	<b>2465</b>	<b>24.9</b>	<b>403</b>	<b>828</b>	<b>.487</b>	<b>0</b>	<b>1</b>	<b>.000</b>	<b>202</b>	<b>316</b>	<b>.639</b>	<b>322</b>	<b>398</b>	<b>720</b>	<b>7.3</b>	<b>265</b>	<b>11</b>	<b>105</b>	<b>214</b>	<b>108</b>	<b>103</b>	<b>1008</b>	<b>10.2</b>



# GAME 1 Vanderbilt vs. Lipscomb

	1	2	3	4	TOTAL
<b>L</b>	15	10	14	11	<b>50</b>
<b>V</b>	31	22	28	21	<b>102</b>

**DATE** Nov. 4, 2024 **SITE** Memorial Gymnasium (Nashville, Tenn.)

**TIPOFF** 11:00 a.m. **END** 12:48 p.m. **ELAPSED** 1:48  
**ATTENDANCE** 5,282

## DORES DOMINATE BISONS

NASHVILLE, Tenn. – The Vanderbilt women's basketball team began the 2024-25 campaign in a big way, as the Commodores blitzed Lipscomb, 102-50, in Monday's season opener.

Vanderbilt scored 100-plus points for the first time under head coach Shea Ralph in the season-opening victory over the Bisons. The last time the Dores registered 100 or more points came on Nov. 25, 2019, when Vandy posted a 106-55 win at Tennessee State.

The Commodores move to 1-0 on the year, while Lipscomb falls to 0-1. With the win, Vanderbilt improves to 4-0 in season openers under Ralph. She becomes the first Vandy women's basketball coach to win four straight season openers to begin their career.

Sophomore Khamil Pierre registered her fifth career double-double in the season opener. The 6-2 forward scored a team-high 25 points and pulled down a team-best 14 rebounds in 24 minutes of action. The Phoenix, Arizona, native went 12-of-17 from the field and added five steals to her stat line. Pierre is the first Dore to record a double-double in the season opener since Koi Love's 19-point, 12-rebound effort against East Tennessee State in the first game of the 2020-21 campaign.

Pierre was one of four Vanderbilt players to register double-digit points against Lipscomb. Freshman Mikayla Blakes tallied 23 points in her Vanderbilt debut. Meanwhile, senior Iyana Moore added 15 points to extend her double-digit scoring streak to eight games, and sophomore Madison Greene collected 14 points off the bench in her first game with the Commodores since her season-ending knee injury against Lipscomb last year.

The Commodores used its size advantage against Lipscomb throughout the game, as Vandy scored 70 points in the paint, which allowed the Dores to shoot 53.1 percent from the field. Defensively, Vanderbilt held LU to 27.9 percent from the field and forced its Music City counterpart into 23 turnovers.

## BOX SCORE

Lipscomb - 50	NO. Name	Min	FG	3P	FT	Rebounds	Fouls	TP	AS	TO	ST	Blocks	PTS	Shooting By Period		
														FG	3P	FT
	11 Clara McGowan	G 20:55	3-8	0-2	2-4	3	1	4	2	5	8	1	2	2	0	24
	9 Molly Heard	G 13:07	1-10	1-4	0-0	3	1	4	2	0	8	0	1	1	0	2
	14 Anthoni Osa	G 20:46	1-3	0-1	1-2	1	3	1	2	3	1	6	0	0	0	3
	21 Bella Vinson	G 21:38	1-7	1-5	0-0	2	1	3	1	0	2	2	0	0	0	3
	23 Jalyah Holcomb	G 22:13	0-7	0-2	0-2	2	2	2	2	2	1	2	0	0	0	0
	32 Taylor Bowen	G 18:40	0-4	0-4	0-0	1	3	4	1	1	1	0	0	0	0	0
	0 Olivia Vandagriff	G 19:38	0-2	0-2	0-0	1	2	3	2	0	0	1	1	0	0	0
	2 Elena Bertrand	G 26:48	0-11	0-3	2-2	1	5	16	0	4	2	0	0	0	0	0
	22 Adiana Melton	G 21:52	2-9	2-7	2-2	1	2	1	8	0	1	1	0	1	0	0
	31 Isabella Pitta	G 15:50	0-0	0-0	1-2	1	2	1	1	1	0	1	0	1	0	0
	<b>Team</b>															
	<b>Totals</b>		17-61	6-25	10-17	15	17	32	15	7	2	1	50	2	3	2

## BOX SCORE

Vanderbilt - 102	NO. Name	Min	FG	3P	FT	Rebounds	Fouls	TP	AS	TO	ST	Blocks	PTS	Shooting By Period		
														FG	3P	FT
	10 Jane Nwabia	F 22:39	3-4	0-0	1-5	6	2	0	0	0	0	0	0	0	0	28
	12 Khamil Pierre	F 23:59	9-17	0-0	1-1	6	14	4	2	2	1	2	5	1	0	39
	1 Mikayla Blakes	G 25:21	8-19	2-7	3-3	2	3	2	5	0	2	0	2	0	0	29
	11 Jordyn Oliver	G 19:02	1-2	0-0	3-3	1	4	1	0	2	2	0	0	0	0	6
	23 Iyana Moore	G 27:18	6-12	2-4	1-1	3	6	1	2	1	1	0	3	0	0	22
	4 Madison Greene	G 26:25	6-10	0-1	2-2	0	5	2	1	4	6	0	8	0	0	28
	14 Ayana Mitchell	G 11:58	3-4	0-0	2-5	1	2	0	3	0	0	0	1	1	0	14
	30 Trinity Wilson	G 02:31	1-4	0-0	2-3	1	5	1	0	2	1	0	0	1	0	7
	24 Aja Makurat	G 18:13	1-6	1-5	0-0	1	3	4	1	0	0	0	0	0	0	20
	2 Jada Brown	G 12:44	1-2	0-0	2-2	1	0	1	3	1	4	0	0	0	0	13
	<b>Team</b>															
	<b>Totals</b>		43-81	5-17	11-14	22	32	54	17	10	12	1	102	12	15	1

## INDIVIDUAL LEADERS

Points	BISONS		VANDY		Period by Period Scoring
	1st	2nd	3rd	4th	
Best Scoring Run	5 (11:17-7:53)	10 (11:21-2:32)	22	20	15   10   14   11   50
Lead Changes	0	Second Chance	8	23	
Times Tied	1	Fast Breaks	3	27	
Time with Lead	00:00	Bench	25	31	

Points	BISONS		VANDY		
	1st	2nd	3rd	4th	
Khamil Pierre	25 pts	Elena Bertrand	16 pts	Molly Heard	9 pts
Mikayla Blakes	23 pts	Bella Vinson	2 ast	Four tied with 1 ast	
Khamil Pierre	14 reb	Elena Bertrand	2 stl	A. Melton/L. Pitta	1 blk
I. Moore/J. Nwabia	6 reb	Three tied with 4 reb			
Three tied with 3 reb					
Three tied with 3 reb					

Assists	BISONS		VANDY		
	1st	2nd	3rd	4th	
Mikayla Blakes	5 ast	Bella Vinson	2 ast	Four tied with 1 ast	
Madison Greene	4 ast	Elena Bertrand	2 stl	Claira McGowan	2 stl
Madison Greene	6 stl	Khamil Pierre	5 stl		
Aiyana Mitchell	1 blk	A. Melton/L. Pitta	1 blk		

# GAME 2 Vanderbilt vs. Austin Peay

	1	2	3	4	TOTAL
<b>A</b>	16	10	4	7	<b>37</b>
<b>V</b>	24	28	26	15	<b>93</b>

**DATE** Nov. 8, 2024 **SITE** Memorial Gymnasium (Nashville, Tenn.)

**TIPOFF** 6:30 p.m. **END** 8:31 p.m. **ELAPSED** 2:01  
**ATTENDANCE** 2,343

## DORES RUN AWAY FROM GOVERNORS

NASHVILLE, Tenn. – The Vanderbilt women's basketball rolled to a second-straight victory over the 2024-25 season, as the Commodores collected a 93-37 win over Austin Peay Friday night at Memorial Gym.

Sophomore Khamil Pierre posted her second-consecutive double-double to begin her 2024-25 campaign, as she scored 13 points and pulled down 10 rebounds against the Governors. Pierre becomes the first Dore since Koi Love in 2020-21 to start a season with two-straight double-doubles. It was also Pierre's sixth career double-double at Vandy.

The win moves Vanderbilt to 2-0 on the year, while Austin Peay falls to 0-2. It marks the second-straight season that the Dores have won the first two games of a season. The Commodores also improve to 26-5 against nonconference foes at Memorial Gym under head coach Shea Ralph. Vandy moved to 18-1 all-time against APSU, as the Dores have won 18-straight games against the Govs.

Pierre led a quartet of double-digit scorers for the Commodores on Friday's victory. She was joined by senior Iyana Moore and freshman Mikayla Blakes, who each scored a game-high 16 points. Moore's 16-point effort extended her double-digit scoring streak to nine games dating back to last season. Sophomore Madison Greene registered a team-best 13 points off the bench in a career-high 30 minutes of action. Greene and Moore each dished out a game-best three assists, while Blakes paced the Vandy with three steals.

Vanderbilt used a 24-0 run that started at the 1:46 mark of the second quarter and ended with 6:27 left to play in the third to put the Govs away for good. The Commodores scored the final 11 points of the second quarter, then registered the first 13 points of the third stanza.

Vanderbilt's extended run turned a 15-point lead into a 39-point advantage for the Dores.

The Vandy defense locked up Austin Peay over the final two frames, as the Commodores allowed 11 points over the final 20 minutes of play. Vanderbilt held APSU to four points in the third quarter. That marks the lowest point total allowed by the Commodores in a stanza since last season's contest at Butler, where Vandy held the Bulldogs to four second-quarter points.

The Dores shot 45.1 percent from the floor Friday while holding the Governors to a 28.8 field goal percentage. Vanderbilt scored 42 points in the paint and forced Austin Peay into 25 turnovers that turned into 33 points.

## BOX SCORE

Austin Peay - 37	NO. Name	Min	FG	3P	FT	Rebounds	Fouls	TP	AS	TO	ST	Blocks	PTS	Shooting By Period		
														FG	3P	FT
	20 SaMya Wyatt	F 23:16	4-7	0-0	0-2	1	0	1	3	1	8	0	2	2	0	12
	34 Jerry Nambere	F 16:21	0-3	0-0	1-2	2	1	3	2	1	0	0	0	0	0	2
	2 Nayrah Simmons	G 18:17	2-4	1-1	0-0	0	0	2	1	5	1	0	0	0	0	6
	5 Abby Carter	G 23:18	4-7	0-1	0-0	1	2	3	0	8	1	2	0	0	0	10
	10 La'Nya Foster	G 21:47	1-4	1-2	0-0	0	4	1	2	3	0	1	2	0	0	4
	3 Anola Nelson	G 18:46	0-3	0-1	0-2	0	1	2	0	0	0	0	0	0	0	0
	4 Anavia Sheals	G 27:53	3-13	0-4	1-4	0	5	3	3	7	2	6	0	0	0	13
	02 Niesha Bertell	G 18:00	0-3	0-0	0-4	1	2	3	4	2	0	1	1	0	0	0
	22 Jeaneen Brandama	G 12:47	0-1	0-0	0-0	1	2	4	0	0	0	0	0	0	0	0
	15 Briana Tomaska	G 16:08	1-4	1-4	0-0	0	0	0	3	0	0	0	0	0	0	0
	21 Rose Armoudeh	G 02:45	0-1	0-1	0-0	0	0	0	0	0	0	0	0	0	0	0
	<b>Team</b>															
	<b>Totals</b>		15-52	3-14	4-14	8	20	38	27	10	7	0	25	6	2	50

## BOX SCORE

Vanderbilt - 93	NO. Name	Min	FG	3P	FT	Rebounds	Fouls	TP	AS	TO	ST	Blocks	PTS	Shooting By Period		
														FG	3P	FT
	10 Jane Nwabia	F 20:50	4-10	0-2	1-1	3	7	1	2	9	2	0	2	2	2	20
	12 Khamil Pierre	F 18:11	5-9	0-0	3-5	3	7	0	4	4	0	2	0	0	0	41
	1 Mikayla Blakes	G 15:31	5-8	2-4	4-5	2	1	3	6	16	1	2	1	0	0	28
	11 Jordyn Oliver	G 22:00	1-4	0-0	2-2	2	5	7	1	2	4	2	1	0	0	6
	23 Iyana Moore	G 24:23	5-18	1-3	5-6	1	2	3	3	16	3	2	0	0	0	40
	4 Madison Greene	G 30:15	6-10	1-1	6-6	1	3	4	2	6	3	2	1	1	0	27
	14 Ayana Mitchell	G 16:19	2-4	0-0	1-2	2	2	2	2	2	2	0	0	0	0	13
	24 Aja Makurat	G 17:21	2-5	2-5	0-0	4	4	1	0	6	2	1	0	0	0	17
	5 Letitia Kapinus	G 21:15	3-8	0-1	1-1	2	4	6	1	7	1	2	1	0	0	21
	2 Jada Brown	G 06:06	0-1	0-1	0-0	1	2	2	1	1	0	1	0	0	0	2
	30 Trinity Wilson	G 05:09	2-4	0-0	0-2	2	1	1	1	4	0	0	0	0	0	3
	<b>Team</b>															
	<b>Totals</b>		32-71	6-17	23-30	21	34	55	15	27	10	8	2	50	15	10

## INDIVIDUAL LEADERS

Points	APSU		VANDY		
	1st	2nd	3rd	4th	
M. Blakes/J. Moore	16 pts	A. Carter/S. Wyatt	8 pts	K. Pierre/M. Greene	13 pts
Khamil Pierre	10 reb	Anovia Sheals	7 pts	Khamil Pierre	10 reb
Jordyn Oliver	7 reb	Madison Greene	5 reb	Jordyn Oliver	7 reb
I. Moore/M. Greene	3 ast	N. Burrell/A. Sheals	2 ast	Three tied with 2 ast	
Three tied with 2 ast		L. Foster/N. Simmons	1 stl		
Mikayla Blakes	3 stl	A. Carter/S. Wyatt	2		

# GAME RECAPS

## GAME 4 Vanderbilt vs. Butler

	1	2	3	4	TOTAL
	8	12	16	16	<b>52</b>
	17	20	22	22	<b>81</b>

DATE Nov. 17, 2024 SITE Memorial Gymnasium (Nashville, Tenn.)

TIPOFF 2:00 p.m. END 3:45 p.m. ELAPSED 1:45  
ATTENDANCE 2,615

### DORES CAGE BULLDOGS

NASHVILLE, Tenn. – The duo of freshman Mikayla Blakes and sophomore Khamil Pierre sparked the Vanderbilt women's basketball team to an 81-52 win over Butler on Sunday to kick off a three-game homestand at Memorial Gymnasium.

The Commodore underclassmen outscored Butler by a point, as they combined to register 53 points against the Bulldogs. Blakes registered a career-high 29 points in Sunday's win, while Pierre chipped in 24 points. They are the first set of Vandy women's basketball players to score 20 points in a game since Jan. 7, 2024, when Jordyn Cambridge (24 points) and Iyana Moore (20 points) accomplished the feat against Florida at Memorial Gym.

The win improves Vanderbilt to 4-0 on the year, as the Dores handed the Bulldogs, who are now 3-1, their first loss of the 2024-25 campaign.

Blakes' 29-point performance against Butler is tied for the fifth-most points scored by a Vanderbilt freshman in a game. She matches with Kady Schram (vs. LSU, Jan. 29, 2012), Barbara Brackman (vs. Duke, March 13, 1982), and Harriet Brumfield (at Delta State, Feb. 20, 1982, and vs. Northwestern, Nov. 27, 1981). Blakes also extends her double-digit scoring streak to four games to open her Vanderbilt career.

Pierre had a 24-point performance to extend her double-digit scoring streak to seven games dating back to last season. The 6-2 forward pulled down a game-high eight rebounds, bringing her three-game double-double streak to an end. It is the third time in Pierre's collegiate career that she has scored 20 or more points in a game. She also collected a game-best four steals against the Bulldogs.

The Commodores shot 50.9 percent from the field on Sunday while limiting Butler to a 38.3 percent success rate from the floor. The Dores hit a season-high eight 3-pointers in the win and held a 33-25 edge on the glass. Vandy forced Butler into 30 turnovers, which turned into 41 points for the Commodores.

### BOX SCORE

NO. Name	Min	FG	3P	FT	Rebounds	Fouls	TP	AS	TO	ST	Blocks	+/-	Shooting By Period		
													pts	pts	
24 Cristian Carter	17:34	2-4	0-0	1-2	2	1	3	2	5	0	1	0	11	50%	2-6
1 Karijyn Norman	14:51	0-4	0-2	0-0	0	0	0	0	0	0	0	0	18	0%	0-0
2 Riley Makulsky	20:28	0-1	0-0	2-2	1	2	3	2	0	0	0	0	27	0%	0-0
11 Kiyon McGill	25:42	2-7	0-3	1-2	2	2	4	1	3	2	0	0	28	29%	2-6
21 Caroline Strande	12:23	0-1	0-0	0-0	0	3	0	0	0	0	0	0	19	0%	0-0
12 Lily Carmody	15:36	2-6	0-1	1-1	0	0	0	0	0	0	0	0	19	33%	2-5
3 Ari Wiggins	19:54	3-4	1-1	1-2	0	0	1	1	8	4	3	0	0	46%	3-5
32 Sydney Jaynes	13:17	0-1	0-0	0-0	1	1	2	0	0	0	0	0	16	0%	0-0
14 Jocelyn Land	14:12	0-4	0-2	2-2	1	0	1	2	2	1	0	0	5	0%	0-0
10 Lily Zaitraia	17:34	1-3	1-2	0-0	0	0	2	1	3	0	1	1	17	33%	1-2
21 Lily Steward	09:09	0-0	0-0	0-0	0	0	0	0	0	0	0	0	5	0%	0-0
Team		2-5	7	0	0	0	2						49%	19-47	
Totals	18:47	8-18	8-11	1-9	25	16	10	52	12	30	12	0	23	50.9%	22-43

NO. Name	Min	FG	3P	FT	Rebounds	Fouls	TP	AS	TO	ST	Blocks	+/-	Shooting By Period		
													pts	pts	
10 Janae Nwabia	17:56	3-4	0-0	2-2	4	1	1	1	1	2	1	0	11	75%	3-3
12 Khamil Pierre	21:16	8-15	0-0	6-8	8	4	24	3	14	0	0	0	19	53%	8-14
1 Mikayla Blakes	35:34	8-19	4-9	7-8	1	2	3	6	29	2	3	0	22	47%	8-17
4 Madison Greene	20:20	0-2	0-0	2-2	3	1	0	1	5	3	0	0	23	0%	0-0
11 Jordyn Oliver	32:48	1-3	0-0	1-2	3	2	1	0	6	1	2	0	18	33%	1-2
13 Justine Pissott	14:22	1-4	0-2	2-4	6	2	2	4	1	0	0	0	19	25%	2-3
14 Aiyana Mitchell	14:11	0-5	0-0	1-1	4	1	5	0	1	3	0	0	15	0%	0-0
5 Leilani Kapinus	19:58	2-3	0-0	0-0	0	0	0	0	1	0	0	0	24	67%	2-3
24 Aga Makurat	07:12	1-1	0-0	0-0	0	0	0	0	1	1	0	0	11	100%	1-1
2 Jada Brown	03:55	0-1	0-0	0-0	0	0	0	0	1	0	0	0	25	0%	0-0
30 Trinity Wilson	02:31	0-0	0-0	0-0	0	0	0	0	0	0	0	0	1	0%	0-0
Team		29-57	18-19	13-20	33	16	10	52	12	30	12	0	23	50.9%	22-43
Totals	18:47	29-57	18-19	13-20	33	16	10	52	12	30	12	0	23	50.9%	22-43

Biggest lead	BUTLER		VANDY		Points from Turnovers	BUTLER	VANDY	Period by Period Scoring
	1st	2nd	3rd	4th				
Best Scoring Run	0 (11:00-11:00)	15 (4:37-5:55)	20	30	13	41	16	52
Lead Changes	0	7	13					
Times Tied	1	7	14					
Time with Lead	00:00	37:08	18	17				

### INDIVIDUAL LEADERS

Points	Rebounds	Assists	Steals	Blocks
Mikayla Blakes - 29 pts	Elena Bertrand - 16 pts	Khamil Pierre - 24 pts	Molly Heard - 9 pts	
Khamil Pierre - 8 reb	Three tied with 4 reb	Justine Pissott - 6 reb	Three tied with 3 reb	
Jordyn Oliver - 6 ast	Bella Vinson - 2 ast	Khamil Pierre - 3 ast	Four tied with 1 ast	
Khamil Pierre - 4 stl	Elena Bertrand - 2 stl	Three tied with 3 stl	Claire McGowan - 2 stl	
L. Kapinus/J. Nwabia - 1 blk	No Blocks			

## GAME 5 Vanderbilt vs. Hampton

	1	2	3	4	TOTAL
	21	7	4	13	<b>45</b>
	23	28	25	18	<b>94</b>

DATE Nov. 20, 2024 SITE Memorial Gymnasium (Nashville, Tenn.)

TIPOFF 6:30 p.m. END 8:11 p.m. ELAPSED 1:41  
ATTENDANCE 2,353

### DORES SINK LADY PIRATES

NASHVILLE, Tenn. – The Vanderbilt women's basketball team rolled to a 94-45 victory over Hampton Wednesday night at Memorial Gymnasium, as the Commodores remain perfect at 5-0 to open the 2024-25 season.

With the win, Vanderbilt improves to 5-0 for the third year in a row. It marks the first time in program history that the Dores have opened three consecutive seasons at 5-0. The loss drops Hampton to 1-3 overall this season.

The Commodores got off to a slow start but used a 5-17 run between the second and third quarters that broke a 23-23 tie and gave Vandy a 44-30 advantage. The Dores held the Lady Pirates scoreless for 7:05 of game time and rolled off 26 straight points during the stretch to post its longest-scoring run of the season. It is also the second time that Vanderbilt has scored 20-plus points in a row this season, as the Commodores put up 24 straight points against Austin Peay on Nov. 8.

Freshman Mikayla Blakes turned in another spectacular performance. She scored a game-high 22 points and dished out a career-best eight assists to go along with three steals. Blakes, who was named the SEC Freshman of the Week for the first time in her career earlier this week, is the only Commodore since at least 2009-10 to register at least 15-plus points and two or more steals in each of their first five games at Vanderbilt.

Sophomore Khamil Pierre collected her fourth double-double of the season with a 15-point, 12-rebound effort against the Lady Pirates. The 6-2 forward was one of four double-digit scorers for the Commodores in Wednesday's victory. Senior Iyana Moore returned from a one-game absence and scored 12 points, going 5-of-10 from the floor. Sophomore Madison Greene chipped in 11 points off the bench after starting in the last two games in Moore's place. Greene has now scored double-digit points in all three games she has come off the bench this season.

Vanderbilt shot 54.3 percent from the field. It is the third time that the Commodores have shot over 50 percent from the floor in 2024-25. The Dores held Hampton to 36.7 percent from the floor and allowed a season-low three 3-point field goals. Vandy forced HU into 24 turnovers, which the Commodores turned into 36 points.

### BOX SCORE

NO. Name	Min	FG	3P	FT	Rebounds	Fouls	TP	AS	TO	ST	Blocks	+/-	Shooting By Period			
													pts	pts		
24 Astia Dabo	25:07	5-7	2-3	0-0	1	3	4	1	1	2	0	0	17	60%	5-9	
43 Atria Nikishina	08:58	1-3	0-0	0-0	0	0	0	0	2	0	0	0	21	33%	1-2	
0 CeCe Thomas	23:15	2-5	1-1	0-0	0	0	1	0	5	3	4	0	0	22	40%	2-3
1 Le'Asia Foreman	02:27	2-6	0-0	0-0	1	4	6	2	4	0	0	0	0	38	33%	2-4
22 Amayah Reeves	33:10	1-5	0-2	2-4	1	3	4	5	4	3	2	0	1	35	20%	0-0
10 Tyra Kennedy	20:24	0-5	0-0	0-0	0	0	0	0	1	0	1	0	23	0%	0-0	
3 Jeneae Dubin	24:46	5-8	0-0	2-2	1	5	6	1	12	2	2	0	1	32	62%	5-8
5 Diamond Wiggins	08:26	1-3	0-0	0-0	0	0	0	0	2	0	0	0	2	37	0%	0-0
25 Tiani Abrams	09:48	0-4	0-0	0-0	0	0	0	0	0	0	1	0	1	16	0%	0-0
2 Makala Cobb	07:08	0-1	0-0	0-0	0	0	0	0	0	0	0	0	11	0%	0-0	
21 Casey Miller	11:27	1-2	0-0	2-2	0	1	2	1	2	1	0	0	1	19	50%	1-1
Team		2	2	4	0	0	0						36%	18-49		
Totals	18:40	32-72	6-8	6	18	24	15	12	25	12	11	0	45	36.7%	3-8	

NO. Name	Min	FG	3P	FT	Rebounds	Fouls	TP	AS	TO	ST	Blocks	+/-	Shooting By Period			
													pts	pts		
10 Janae Nwabia	15:57	3-5	2-2	2-2	2	1	1	1	1	2	1	0	11	71%	3-3	
12 Khamil Pierre	27:20	7-14	0-0	6	6	12	2	4	15	1	3	0	0	41	50%	7-11
1 Mikayla Blakes	39:14	9-14	1-5	3-5	1	2	3	2	4	2	3	0	0	47	70%	9-13
11 Jordyn Oliver	30:18	2-4	0-0	2-2	3	3	0	1	4	3	1	0	0	29	50%	2-4
23 Iyana Moore	22:16	5-10	2-7	0-0	0	3	3	0	1	1	0	0	0	37	50%	5-10
4 Madison Greene	22:50	4-8	1-2	2-2	0	2	3	2	11	1	1	0	0	29	50%	4-8
5 Leilani Kapinus	17:22	3-4	1-1	2-2	2	2	1	0	9	5	1	0	0	12	75%	3-4
14 Aiyana Mitchell	12:33	2-2	0-0	0-0	1	1	0	0	4	1	0	0	0	20	100%	2-2
24 Aga Makurat	16:30	2-5	2-5	0-0	1	4	5	0	1	0	0	0	0	10	40%	2-5
11 Justine Pissott	08:51	1-5	1-3	0-0	1	1	2	0	0	0	0	0	0	12	20%	1-2
2 Jada Brown	05:57	0-0	0-0	0-0	0	0	0	0	0	0	0	0	0	7	0%	0-0
30 Trinity Wilson	03:57	0-1	0-0	0-0	0	0	0	0	0	0	0	0	0	1	0%	0-0
Team		1	3	4	0	0	0						37%	18-49		
Totals	38:70	62-110	10-12	15	25	40	11	15	34	12	11	0	1	60%	22-40	

Biggest lead	HAMPTON		VANDY		Points from Turnovers	HAMPTON	VANDY	Period by Period Scoring	
	1st	2nd	3rd	4th					1st
Best Scoring Run	6 (4:17-4:18)	22	26	46	11	7	4	13	45
Lead Changes	6	4	19						
Times Tied	6	6	13						
Time with Lead	02:16	33:17	18	33					



# GAME RECAPS

## GAME 7 Vanderbilt vs. Arizona

	1	2	3	4	TOTAL
	15	16	19	21	<b>71</b>
	7	11	19	23	<b>60</b>

**DATE** Nov. 26, 2024 **SITE** Acrisure Arena (Palm Springs, Calif.)

**TIPOFF** 3:30 p.m. **END** 5:32 p.m. **ELAPSED** 2:03  
**ATTENDANCE** 450

### DORES HOLD ON AGAINST WILDCATS

**PALM SPRINGS, Calif.** – Sophomore Khamil Pierre and Mikayla Blakes each had a 20-plus point performance in the first game of the 2024 Acrisure Classic to lift the Vanderbilt women's basketball team past Arizona, 71-60, Tuesday afternoon.

Vandy's underclass duo registered a combined 48 points as Pierre scored 25 points and Blakes tallied 23 points in the win over the Wildcats. It is the third time this season that the duo registered 20-plus points in the same game. Earlier in the day the pair swept the SEC weekly awards, as Pierre was named SEC Player of the Week and Blakes earned her second-straight SEC Freshman of the Week honor.

With the win, the Commodores improve to 7-0 on the year, while Arizona falls to 6-2 overall. Vanderbilt has now opened back-to-back seasons by winning their first seven games. The last time that happened was during the 1991-92 and 1992-93 campaigns.

Pierre registered her sixth double-double-double of the year to move back into a tie for the most in NCAA Division I this season with LSU's Aneesa Morrow. The Phoenix, Arizona, native scored a game-high 25 points and matched her career-best performance on the glass with 15 rebounds against her home-state team. It is the third-straight double-double for the 6-2 forward and extends her double-digit scoring streak to a career-high 10 games. Pierre flirted with a triple-double against the Wildcats, as she added a career-best seven steals to her stat line.

Blakes scored 23 points and dished out four steals in the victory. She extended her double-digit scoring streak to seven games to begin her Vandy career. She is the first Commodore since at least the 2009-10 season to open their Vanderbilt career by scoring 14-plus points and collecting multiple steals in their first seven games.

The Commodores were held to a season-low 71 points as Vandy shot 38.9 percent from the field. Arizona held a 43.1 percent shooting percentage, though the Dores forced them into 26 turnovers that turned into 29 points for Vanderbilt. Coach Ralph's team has forced at least 20 turnovers in every game during the 2024-25 campaign.

### BOX SCORE

NO. Name	Min	FG	3P	FT	Rebounds	Fouls	TP	AS	TO	ST	Blocks	+/-	Shooting By Period		
													pts	pts	
12 Khamil Pierre	36:12	10:18	0:0	5:9	3	12	15	3	5	25	3	0	1	8	37%
1 Mikayla Blakes	34:31	8:14	5:8	6:6	0	2	4	8	20	1	4	0	0	14	37%
4 Madison Greene	16:04	1:4	0:2	1:2	2	1	3	2	1	3	4	0	0	4	0%
11 Jordyn Oliver	36:55	1:4	0:0	4:4	4	8	1	1	2	0	3	0	0	12	0%
23 Iyana Moore	37:20	1:9	1:2	0:0	0	0	0	3	0	3	4	7	3	0	10%
5 Leilani Kapinus	25:22	1:3	0:1	5:6	1	2	3	2	3	7	1	0	2	0	14%
14 Ayana Mitchell	04:01	0:0	0:0	5:6	2	0	3	5	0	1	0	0	0	0	0%
10 Jane Nwabara	03:30	0:0	0:0	1:2	0	0	1	1	1	0	1	0	0	0	0%
13 Justine Pissott	04:56	1:2	0:1	0:0	0	0	0	0	2	0	0	0	0	0	0%
<b>Team</b>					3	4	7	0	0	1	2	0	0	0	
<b>Totals</b>	21:54	61:4	23:31	15	25	40	19	22	71	12	23	19	2	2	31.1%

NO. Name	Min	FG	3P	FT	Rebounds	Fouls	TP	AS	TO	ST	Blocks	+/-	Shooting By Period		
													pts	pts	
25 Breyia Cunningham	35:14	6:13	0:0	1:2	4	5	9	3	2	17	1	3	0	0	10%
39 Issa Beh	27:52	1:2	0:0	0:0	2	3	2	1	12	1	1	4	0	0	0%
2 Jada Williams	26:39	0:13	5:6	4	4	8	20	1	7	6	0	0	0	0	0%
4 Skylar Jones	30:25	3:9	0:1	0:1	0	0	0	4	2	6	1	0	1	0	0%
23 Paulina Paris	31:33	4:10	1:2	0:2	3	2	4	3	9	3	1	0	0	0	13%
11 Lauryn Davison	24:08	0:3	0:2	0:0	2	2	1	0	0	2	0	0	0	0	0%
11 Sahnya Jah	16:16	3:6	0:0	0	0	1	1	4	1	2	0	0	0	0	0%
12 Montayya Dew	09:04	0:2	0:0	0:0	0	0	1	0	0	2	1	0	0	0	0%
13 Madison Roff	01:20	0:0	0:0	0:0	0	0	0	1	0	0	0	0	0	0	0%
<b>Team</b>					2	5	7	0	0	0	2	0	0	0	
<b>Totals</b>	25:58	41:16	6:11	11	22	33	22	19	60	12	26	11	2	2	11.1%

VANDY	ARI	Points from Turnovers	WANDY	ARI	Period by Period Scoring	
					1st	2nd
Best Scoring Run	14 (3 <sup>rd</sup> 8:46)	8 (3 <sup>rd</sup> 4:37)	20	40	16	19
Lead Changes	2	2	1	1	1	1
Times Tied	0	0	0	0	0	0
Time with Lead	38:43	00:50	Bench	15	6	0

### INDIVIDUAL LEADERS

Points	Rebounds	Assists	Steals	Blocks
Khamil Pierre - 25 pts	Jada Williams - 20 pts	M. Blakes/L. Moore - 4 ast	Khamil Pierre - 7 stl	Leilani Kapinus - 2 blk
Mikayla Blakes - 23 pts	Breyia Cunningham - 17 pts	Paulina Paris - 3 ast	Jada Williams - 6 stl	I. Beh/M. Dew - 1 blk
Khamil Pierre - 15 reb	Breyia Cunningham - 9 reb	M. Dew/L. Swann - 2 ast	Mikayla Blakes - 4 stl	
Jordyn Oliver - 8 reb	I. Beh/P. Paris - 5 reb			

## GAME 8 Vanderbilt vs. Michigan St.

	1	2	3	4	TOTAL
	16	13	16	33	<b>78</b>
	19	8	22	21	<b>70</b>

**DATE** Nov. 27, 2024 **SITE** Acrisure Arena (Palm Springs, Calif.)

**TIPOFF** 3:30 p.m. **END** 5:37 p.m. **ELAPSED** 2:08  
**ATTENDANCE** 615

### DORES DROP FIRST CONTEST OF 2024-25

**PALM SPRINGS, Calif.** – The Vanderbilt women's basketball team dropped its first contest of the 2024-25 season, as the Commodores fell to Michigan State, 78-70, in the championship game of the 2024 Acrisure Classic.

In a close contest featuring 14 lead changes, Michigan State used a late rally to down the Commodores. Vanderbilt held a 57-56 lead midway through the fourth quarter before the Spartans went on a 17-5 run over the next three minutes of play to take a 73-62 lead that the Dores could not overcome.

The loss moves Vanderbilt to 7-1 on the year, while Michigan State remains a perfect 8-0 overall.

Vandy had a quartet of players register double-digit points on Wednesday. Sophomore Khamil Pierre tallied a team-high 19 points to extend her career-long double-digit scoring streak to 12 games. She went 8-of-14 from the floor, collected a team-best four steals, and dished out a season-best four assists. Pierre was one of three Dores to pull down a team-best six rebounds as her three-game double-double streak came to an end on Wednesday.

Senior Iyana Moore had a season-high 17-point performance in the loss. Freshman Mikayla Blakes extended her double-digit scoring streak to eight games to begin her career with a 13-point effort. Blakes added a pair of steals against the Spartans to remain the only Commodore since at least 2009-10 to start her Vandy career by scoring double-digit points and having multiple steals in each of their first eight games. Graduate student Jordyn Oliver tallied a season-best 10 points and matched Pierre with a team-high four assists.

Vanderbilt shot 40.6 percent from the field, while Michigan State posted a 43.1 percent shooting percentage. The Commodores forced 24 MSU turnovers, which turned into 23 points off turnovers. MSU outrebounded Vanderbilt 48-34 and had 20 offensive boards, which turned into 16 second-chance points for the Spartans.

### BOX SCORE

NO. Name	Min	FG	3P	FT	Rebounds	Fouls	TP	AS	TO	ST	Blocks	+/-	Shooting By Period		
													pts	pts	
11 Jocelyn Tate	27:42	1:4	0:1	4:6	4	1	5	4	3	6	1	4	0	1	11%
14 Grace VanSlooten	27:43	11:19	0:0	3:5	4	10	2	5	25	0	2	5	0	0	34%
1 Jaethan Simmons	33:18	1:5	0:0	2:4	5	4	9	4	2	5	1	1	0	0	11%
4 Theryn Hallock	36:32	3:10	1:2	2:2	1	0	1	2	9	6	5	2	0	0	8%
40 Julia Ayrault	32:14	5:13	3:5	5:6	2	10	4	5	24	2	4	2	0	0	18%
22 Nyala Hampton	16:27	0:5	0:1	1:2	0	1	1	3	3	5	4	2	0	0	0%
5 Emma Shumate	07:23	0:0	0:0	0:0	0	0	0	0	0	0	0	0	0	0	0%
2 Abbey Kimball	05:07	0:3	0:1	0:0	1	0	1	0	0	0	0	0	0	0	0%
15 Ines Sotelo	17:05	2:4	0:1	0	1	4	5	1	4	2	2	1	0	0	12%
35 Kennedy Blair	01:55	0:1	0:0	0:0	0	0	0	0	0	0	0	0	0	0	0%
33 Juliann Woodard	04:34	0:1	0:1	0	1	1	2	0	0	1	0	0	0	0	0%
<b>Team</b>					1	2	0	0	0	1	0	0	0	0	
<b>Totals</b>	28:45	41:12	18:25	20	28	48	21	22	70	15	24	14	7	3	41%

NO. Name	Min	FG	3P	FT	Rebounds	Fouls	TP	AS	TO	ST	Blocks	+/-	Shooting By Period		
													pts	pts	
12 Khamil Pierre	28:15	8:14	0:0	3:5	4	2	6	5	19	4	0	0	0	2	11%
1 Mikayla Blakes	28:27	5:10	1:4	6:6	1	0	1	3	7	13	3	2	0	0	14%
4 Madison Greene	32:38	3:8	0:2	0:0	0	1	1	3	4	1	2	0	0	0	0%
11 Jordyn Oliver	37:19	5:7	0:0	0	2	4	6	2	10	4	3	3	1	0	14%
23 Iyana Moore	40:00	5:20	2:7	5:7	4	4	4	5	17	3	8	0	0	0	14%
5 Leilani Kapinus	19:53	0:1	0:0	1:2	0	3	3	1	1	1	2	1	0	0	0%
10 Jane Nwabara	02:41	0:0	0:0	0:0	0	0	0	0	0	0	0	0	0	0	0%
14 Ayana Mitchell	10:45	3:3	0:0	0	2	4	4	1	6	0	2	1	0	0	14%
13 Justine Pissott	04:53	0:1	0:1	0:0	1	1	0	0	0	1	0	0	0	0	0%
<b>Team</b>					5	1	6	0	0	0	0	0	0	0	
<b>Totals</b>	28:44	31:14	15:20	14	20	34	22	21	70	17	21	13	2	2	41%

MSU	VAN	Points from Turnovers	MSU	VAN	Period by Period Scoring	
					1st	2nd
Best Scoring Run	11 (4 <sup>th</sup> 1:45)	10 (1 <sup>st</sup> 4:15)	20	23	16	13
Lead Changes	14	6	1	1	1	1
Times Tied	0	0	0	0	0	0
Time with Lead	15:00	22:58	Bench	9	7	0

### INDIVIDUAL LEADERS

Points	Rebounds	Assists	Steals	Blocks
Khamil Pierre - 19 pts	Three Tied with 6 reb	J. Oliver/K. Pierre - 4 ast	Three Tied with 1 blk	
Iyana Moore - 17 pts	Iyana Moore - 4 reb	M. Blakes/J. Oliver - 3 ast	Grace VanSlooten - 4 blk	
Grace VanSlooten - 25 pts	Julia Ayrault - 12 reb	Theryn Hallock - 6 ast	Grace VanSlooten - 5 stl	
Julia Ayrault - 24 pts	Grace VanSlooten - 10 reb	Three Tied with 2 ast	Three Tied with 2 stl	

## GAME 9 Vanderbilt vs. App State

	1	2	3	4	TOTAL
	2	13	16	9	<b>40</b>
	33	18	14	29	<b>94</b>

**DATE** Dec. 1, 2024 **SITE** Memorial Gymnasium (Nashville, Tenn.)

**TIPOFF** 2 p.m. **END** 3:44 p.m. **ELAPSED** 1:44  
**ATTENDANCE** 2,621

### MOUNTAIN BLASTER

**NASHVILLE, Tenn.** – The Vanderbilt women's basketball team rolled to a 94-40 victory over Appalachian State Sunday afternoon at Memorial Gymnasium.

The Commodores outscored the Mountaineers 33-2 in the first quarter and never looked back. Vanderbilt posted its fourth 50-plus point win of the season to improve to 8-1, while App State fell to 3-4.

The two points allowed by the Dores in the opening stanza were the fewest that Vanderbilt has allowed in any quarter in school history. The previous record was three points, which happened twice, once against Fordham on Dec. 30, 2015, and then again vs. Rutgers on Nov. 26, 2021, with both taking place in the second quarter. The NCAA switched from two halves to four quarters before the 2015-16 season.

Vanderbilt scored over 90 points in a game for the fifth time this season. A total of five players registered double-digit points against App State, as every Commodore that played on Sunday scored.

Freshman Mikayla Blakes led the charge with a 20-point performance. It is the fifth game this season that the guard has registered 20-plus points in a game. Blakes added a career-high seven steals and dished out six assists against the Mountaineers. She remains the only Commodore to score 10-plus points and collect multiple steals in each of their first nine games at Vandy.

Senior I

GAME RECAPS

GAME 10 Vanderbilt at Miami

	1	2	3	4	TOTAL
	23	23	23	19	<b>88</b>
	13	18	24	15	<b>70</b>

DATE Dec. 4, 2024 SITE Watsco Center (Coral Gables, Fla.)

TIPOFF 4:00 p.m. END 5:55 p.m. ELAPSED 1:55  
ATTENDANCE 2,107

DORES BREAK UP HURRICANES

CORAL GABLES, Fla. - Freshman Mikayla Blakes recorded her second-straight 20-plus point performance, while sophomore Khamil Pierre recorded her seventh double-double of the season Wednesday night in an 88-70 win at Miami as part of the SEC/ACC Challenge.

The duo of Blakes and Pierre combined to score 54 points against the Hurricanes. Pierre matched her career-best with a 28-point performance, while Blakes registered 26 points. It is the fourth time this season that the duo has scored over 20 points apiece in a game.

With the win, Vanderbilt improves to 9-1 on the year. The Commodores hand the Hurricanes their first loss of the 2024-25 campaign, as Miami now stands at 7-1 overall.

Pierre equalled her career-best performance of 28 points, which she first registered at Georgia on Feb. 11, 2024, as a freshman. The 6-2 forward also pulled down a game-best 13 rebounds to post her seventh double-double of the season, which is the second-most in all of NCAA Division I. It was her sixth game of the year with 20 or more points, while she added a team-best four steals to her stat line.

Blakes registered 26 points in the victory. It is Blakes' sixth game with 20 or more points this season, as her 26-point performance marks the 12th-most points scored in a game by a Vanderbilt freshman.

Senior Iyana Moore, who scored her 1,000th career point at Vandy in her last contest, registered 13 points in the win. It is Moore's 50th career game, scoring double-digit points at Vanderbilt. She also handed out a season-high seven assists. Graduate student Jordyn Oliver pulled down a season-best nine rebounds as the Commodores outrebound Miami 36-24.

The Commodores hit nine 3-point field goals on Wednesday, led by Blakes' five makes behind the arc, which ties her career-best performance. Vanderbilt shot an even 50 percent from the field, while Miami posted a 52.8 percent success rate from the field. The Dores forced Miami into 21 turnovers, which turned into 27 Vandy points.

BOX SCORE

Vanderbilt - 88	Record: 9-1										Shooting By Period					
	NO. Name	Min	FG	3P	FT	Rebounds	Fouls	TP	AS	TO	ST	Blocks	pts	fg%	3pt%	ft%
10	Jane Nwabia	20:01	1-3	0-2	0-0	1-0	1-2	0-2	1-0	0-0	0-0	0-4	2	33.3%	0.0%	0.0%
12	Khamil Pierre	35:45	11-17	6-9	6-8	8-5	13-3	5-28	0-0	0-0	0-0	0-19	47	64.7%	0.0%	0.0%
1	Mikayla Blakes	27:14	10-22	1-2	0-1	1-2	5-8	3-20	3-0	0-0	0-11	33	45.5%	10.0%	62.5%	
11	Jordyn Oliver	37:06	1-3	0-0	3-6	9-0	0-0	2-4	2-2	0-0	0-19	9	33.3%	0.0%	0.0%	
23	Iyana Moore	35:21	4-11	3-6	2-2	1-3	2-3	3-13	7-5	0-0	0-19	19	36.4%	0.0%	0.0%	
5	Lailani Kapinus	22:32	3-7	2-3	3-1	4-4	3-8	2-10	1-0	0-1	1-10	10	42.9%	33.3%	50.0%	
4	Madison Greene	19:50	3-4	1-1	0-0	0-0	0-0	1-7	3-1	0-0	0-9	9	75.0%	0.0%	0.0%	
14	Aiyana Mitchell	02:11	1-1	0-0	0-0	0-0	2-2	0-0	1-0	0-0	0-3	3	50.0%	0.0%	0.0%	
Team			4-9	2-5	0-0	0-0	0-0	0-0	0-0	0-0	0-0	44	44.4%	0.0%	46.7%	
Totals		34:48	52-115	17-19	36-16	16-10	68	20	15	7	1	118	88	47.8%	0.0%	50.0%

Miami (L) - 70	Record: 7-1										Shooting By Period					
	NO. Name	Min	FG	3P	FT	Rebounds	Fouls	TP	AS	TO	ST	Blocks	pts	fg%	3pt%	ft%
21	Natalija Marshall	15:00	2-5	0-1	1-1	1-3	4-2	1-15	0-0	0-0	0-0	0-16	6	40.0%	0.0%	100.0%
44	Cameron Williams	27:28	7-10	0-0	0-0	1-4	5-13	1-14	1-2	0-0	0-0	0-16	14	70.0%	0.0%	0.0%
4	Jasmyne Roberts	20:40	9-14	1-2	2-3	3-4	10-3	5-14	0-0	0-0	0-1	0-13	23	64.3%	50.0%	100.0%
14	Haley Cavinder	30:21	5-12	0-0	3-4	0-4	0-8	10-13	0-0	0-0	0-16	16	41.7%	0.0%	0.0%	
15	Hanna Cavender	27:43	3-4	0-0	0-0	1-0	8-8	2-2	0-0	0-0	0-19	6	75.0%	0.0%	0.0%	
17	Lemayah Hyton	05:18	3-2	0-0	0-0	1-0	0-0	0-2	0-0	0-0	0-9	6	75.0%	0.0%	0.0%	
16	Daniela Abies	05:09	0-0	0-0	0-2	1-1	0-0	0-0	0-0	0-0	0-1	0-3	0	0.0%	0.0%	0.0%
9	Ahmay Adams	17:33	0-1	0-0	1-1	2-5	0-0	1-12	1-1	0-0	0-15	0	0.0%	0.0%	0.0%	
8	Caroline Rogers	14:05	1-3	1-3	2-2	0-1	0-2	1-5	1-2	0-0	0-10	4	33.3%	33.3%	100.0%	
42	Leah Harmon	18:42	1-2	1-1	0-0	0-0	1-0	3-11	1-0	0-0	0-10	4	50.0%	0.0%	0.0%	
Team			2-3	0-0	1-2	3-0	0-2	0-0	0-0	0-0	0-0	0-18	14	28.6%	0.0%	100.0%
Totals		28:53	16-17	0-11	6-18	24-16	16	10	14	12	1	118	70	47.1%	0.0%	100.0%

Biggest lead	VAN		MIA		Points from Turnovers	VAN		MIA		Period by Period Scoring
	20 (4 <sup>th</sup> 1:30)	10 (1 <sup>st</sup> 10:00)	10 (1 <sup>st</sup> 10:00)	10 (1 <sup>st</sup> 10:00)		1st	2nd	3rd	4th	
Best Scoring Run	9 (2 <sup>nd</sup> 1:46)	6 (2 <sup>nd</sup> 9:07)	14	14	27	14	23	23	19	88
Lead Changes	0	0	2	2	1	2	1	1	1	8
Times Tied	0	0	0	0	0	0	0	0	0	0
Time with Lead	38:33	00:00	Bench	Bench	17	11	11	11	7	70

INDIVIDUAL LEADERS

Points	VAN		MIA	
	Khamil Pierre - 28 pts	Jasmyne Roberts - 19 pts	Mikayla Blakes - 26 pts	Cameron Williams - 14 pts
Rebounds	Khamil Pierre - 13 reb	Cameron Williams - 5 reb	Jordyn Oliver - 9 reb	N. Marshall/Hal. Cavinder - 4 reb
Assists	Iyana Moore - 7 ast	Haley Cavinder - 5 ast	Jordyn Oliver - 4 ast	Jasmyne Roberts - 4 ast
Steals	Khamil Pierre - 4 stl	Jasmyne Roberts - 4 stl	Iyana Moore - 2 stl	Lemayah Hyton - 2 stl
Blocks	Iyana Moore - 1 blk	Daniela Abies - 1 blk		

GAME 11 Vanderbilt vs. Evansville

	1	2	3	4	TOTAL
	12	8	11	9	<b>40</b>
	34	24	28	20	<b>106</b>

DATE Dec. 14, 2024 SITE Memorial Gymnasium (Nashville, Tenn.)

TIPOFF 2:00 p.m. END 3:55 p.m. ELAPSED 1:55  
ATTENDANCE 2,599

PIERRE'S RECORD-SETTING EFFORT LIFTS DORES PAST EVANSVILLE

NASHVILLE, Tenn. - Sophomore Khamil Pierre set the Vanderbilt women's basketball single-game scoring record on Saturday, registering 42 points in a 106-40 win over Evansville, as the Commodores improve to 10-1 on the year.

Pierre put on one of the most memorable performances in Vanderbilt women's basketball history, as she posted 42 points, 18 rebounds, and eight steals in the win over the Purple Aces. Her 42-point performance set a new program record for most points scored in a single game, passing the previous mark of 41 points shared by Chantelle Anderson (Feb. 8, 2001) and Cjaja Harbison (Jan. 29, 2023).

Vanderbilt improves to 10-1 overall on the year, as the 66-point win over Evansville is tied for the sixth-largest margin of victory in program history. The Dores have now won 18-straight home games against nonconference foes.

The 42 points and 18 rebounds against the Purple Aces establishes career highs for Pierre in each category. Pierre's combined 60 points and rebounds are the most collected by a Vanderbilt women's basketball player in a game in program history. Her 42-point performance on Saturday also extends the 6-2 forward's career-long double-digit scoring streak to 13 games dating back to last season. Pierre also registers her eighth double-double of the season, which is tied for the sixth-most in a season since 1999-00.

The Phoenix, Arizona, native got her day started with a bang, as she scored 20 points in the first quarter. Pierre's performance in the opening frame on Saturday marked the most points scored by a Commodore in the first quarter in program history. Additionally, Pierre ties Marnelle Garrau's program record for most points scored in any quarter, which was set on Jan. 16, 2023, in the fourth quarter at Arkansas.

For Pierre, her eight steals against Evansville established a new career-high mark, while it is tied for the sixth-most steals in a game in program history.

The Commodores broke the century mark for the third time this season, as the 106 points are the most scored in a game this season. It is also the most points Vanderbilt has scored in a game since Nov. 25, 2019, in a 106-55 win at Tennessee State. The 106 points are the most points registered by the Dores at Memorial Gym since Nov. 26, 2010, when Vandy posted a 111-53 victory over Quinnipiac.

Reigning SEC Freshman of the Week, Mikayla Blakes scored 20 or more points for the seventh time this season with a 22-point performance against Evansville. The three-time SEC Freshman of the Week extended her double-digit scoring streak to 11 games to begin her Vanderbilt career. Graduate student Lailani Kapinus also posted a double-double in the win, as she pulled down a season-high 11 rebounds to go along with 10 points off the bench. It is Kapinus' second double-double of the season, while it is the 13th of her career. Senior Iyana Moore's 10-point effort pushes her double-digit scoring streak to four games. Moore's 10 points moved into 38th place on Vanderbilt's all-time scoring list with 1,025 points.

BOX SCORE

Evansville - 40	Record: 3-6										Shooting By Period					
	NO. Name	Min	FG	3P	FT	Rebounds	Fouls	TP	AS	TO	ST	Blocks	pts	fg%	3pt%	ft%
4	Tamesha Dozier	24:33	1-6	0-3	1-3	3-6	2-3	0-3	0-2	1-0	1-1	0-38	2	16.7%	0.0%	33.3%
24	Maggie Hartwig	27:40	4-13	0-3	0-0	2-3	8-8	0-4	0-0	0-0	0-11	4	30.8%	0.0%	0.0%	
5	Julia Palomo	25:49	3-5	0-1	0-0	2-1	2-6	4-4	0-0	0-0	0-4	9	60.0%	0.0%	0.0%	
3	Camryn Runner	35:38	3-8	2-5	3-4	1-4	5-3	3-11	1-8	0-1	0-1	0-58	11	37.5%	40.0%	0.0%
11	Kaden Knutragen	22:03	1-8	1-6	0-0	1-1	2-1	3-0	0-2	0-0	0-26	3	12.5%	0.0%	0.0%	
1	Avery Kelley	19:08	0-6	0-0	0-0	1-1	3-0	0-0	0-1	0-0	0-21	0	0.0%	0.0%	0.0%	
25	Claudia Clement	09:10	0-1	0-0	0-0	0-2	2-4	0-0	0-3	0-0	0-19	0	0.0%	0.0%	0.0%	
15	Elle Snyder	05:22	0-1	0-0	0-0	1-0	1-0	0-0	0-1	0-0	0-10	0	0.0%	0.0%	0.0%	
33	Logan Luebbers-Palmer	16:50	3-6	1-2	0-0	1-1	2-3	0-0	0-4	0-0	0-11	9	50.0%	50.0%	0.0%	
21	Anica Shivan	10:29	0-1	0-0	0-0	0-0	0-0	0-2	0-0	0-0	0-16	0	0.0%	0.0%	0.0%	
0	Mina Herra	02:48	0-0	0-0	0-0	0-0	1-1	0-0	0-0	0-0	0-4	0	0.0%	0.0%	0.0%	
Team			3-7	1-2	0-0	0-0	0-0	0-0	0-0	0-0	0-0	0-4	4	42.9%	27.3%	0.0%
Totals		15:54	4-27	0-9	1-4	22-36	18	15	40	6	2	1-60	40	14.8%	0.0%	66.7%

Vanderbilt - 106	Record: 10-1										Shooting By Period					
	NO. Name	Min	FG	3P	FT	Rebounds	Fouls	TP	AS	TO	ST	Blocks	pts	fg%	3pt%	ft%
10	Jane Nwabia	15:30	1-5	0-3	0-0	1-0	1-0	0-2	2-0	1-0	0-17	3	20.0%	0.0%	0.0%	
12	Khamil Pierre	37:32	19-28	0-0	4-6	9-18	16-17	7-42	1-18	1-8	1-0	0-61	42	67.9%	0.0%	85.7%
1	Mikayla Blakes	26:07	7-19	1-2	1-1	4-2	6-2	0-3	1-1	0-1	0-44	16	36.8%	50.0%	50.0%	
11	Jordyn Oliver	24:38	3-4	0-0	2-2	2-4	0-6	1-11	2-3	0-0	0-43	8	75.0%	0.0%	0.0%	
23	Iyana Moore	20:25	3-10	1-7	3-4	0-1	1-4	2-10	3-0	0-1	1-27	9	30.0%	14.3%	75.0%	
4	Madison Greene	21:51	1-6	0-0	2-2	3-3	1-4	1-11	0-0	0-0	0-47	4	16.7%	0.0%	41.7%	
5	Lailani Kapinus	22:19	5-9	0-1	0-0	6-5	11-11	2-10	2-2	0-0	0-41	11	55.6%	0.0%	0.0%	
14	Aiyana Mitchell	02:17	2-3	0-0	0-0	1-3	4-4	1-1	4-0	0-0	0-22	6	66.7%	0.0%	0.0%	
24	April Makort	07:45	0-3	0-3	0-0	0-2	0-0	0-0	0-0	0-0	0-6	0	0.0%	0.0%	0.0%	
3	Justine Pissott	07:29	1-3	0-1	0-0	1-0	1-0	0-2	0-0	0-0	0-11	2	33.3%	0.0%	0.0%	
2	Jack Brown	06:19	1-1	0-0	0-0	0-0	0-0	0-2	0-0	0-0	0-11	2	50.0%	0.0%	0.0%	
30	Troy Wilson	02:48	1-3	0-1	0-0	1-0	0-0	0-2	0-0	0-0	0-4	2	33.3%	0.0%	0.0%	
Team			4	0-4	0-0	0-0	0-0	0-0	0-0	0-0	0-0	0-4	4	0.0%	0.0%	0.0%
Totals	</															

# GAME RECAPS

## GAME 13 Vanderbilt vs. West Georgia

	1	2	3	4	TOTAL
	14	13	25	16	<b>68</b>
	24	35	20	24	<b>103</b>

**DATE** Dec. 21, 2024 **SITE** Memorial Gymnasium (Nashville, Tenn.)

**TIPOFF** 11:00 a.m. **END** 12:43 p.m. **ELAPSED** 1:43  
**ATTENDANCE** 2,634

### DORES OUTRUN WOLVES

NASHVILLE, Tenn. – The Vanderbilt women's basketball team broke the 100-point plateau for the fourth time this season as the Commodores collected a 103-68 win over West Georgia on Saturday afternoon at Memorial Gymnasium.

The Commodores got a 20-plus point performance from freshman Mikayla Blakes and sophomore Khamil Pierre for the sixth time this season. Blakes registered a game-high 24 points to extend her double-digit scoring streak to 13 games to begin her Vanderbilt career. Meanwhile, Pierre registered her fourth-straight double-double, 10th overall this season. The 6-2 forward has collected a double-double in six of her last seven games, as her 10 double-doubles overall are the fifth-most collected by a Commodore in a single season in program history. Blakes and Pierre are the only pair of teammates in NCAA Division I, both on the men's side and women's side, to average over 20.0 points per game this season.

With the victory, Vanderbilt improves to 12-1 on the year, while West Georgia falls to 5-5. The Dores have now won 19-straight home games against nonconference teams dating back to the 2022-23 campaign. The Commodores led from start to finish against the Wolves, as Vandy collected its ninth-straight victory overall at Memorial Gymnasium. Additionally, it is Vanderbilt's sixth victory of 35 or more points during the 2024-25 campaign.

Senior Iyana Moore registered 16 points to extend her double-digit scoring streak to six games. Moore's performance against West Georgia moved her to No. 34 on Vanderbilt's all-time scoring list, as she now has 1,055 career points, one point away from moving into 33rd on the list. Graduate student Leilani Kapinus rounded out a quartet of double-digit scorers for the Commodores, scoring 10 points off the bench.

The Dores shot 48.8 percent from the field while limiting West Georgia to a 36.8 percent clip in field goal percentage. Vanderbilt forced 26 turnovers and collected 17 steals in the win, as the Commodores outscored UWG, 37-16, in points off turnovers. Vandy has now collected 16 or more steals in each of its last three contests.

### BOX SCORE

West Ga. - 68												
NO. Name	Min	FG	3P	FT	Rebounds	Fouls	TP	AS	ST	Blocks	Shooting By Period	
											PTS	PPG
12 Destiny Jones	28:19	2-6	0-0	0-0	4	1	2	3	0	1	2	37
14 Armani Blake	22:09	5-8	0-0	0-0	2	1	1	1	1	0	2	18
2 Zuriyah Davis	24:51	3-4	2-6	0-0	1	1	1	1	1	1	1	22
3 Mykah Anderson	19:42	2-7	0-0	2-2	3	4	2	3	0	3	0	18
5 Grace O'Gara	24:44	3-9	0-0	2-2	1	1	1	1	1	0	1	10
30 K'Nairi Holliday	25:48	1-3	0-1	0-0	6	6	4	0	2	3	0	10
1 Sydney Tolbert	29:02	6-14	1-4	2-2	3	0	3	2	1	1	1	32
13 Brecca Ledford	18:14	3-6	2-4	2-2	0	1	1	1	1	0	0	18
15 Riley Black	04:09	0-1	0-0	2-2	0	2	0	0	0	0	0	2
21 Hannah Hicks	01:26	0-0	0-0	0-0	0	0	0	0	0	0	0	0
10 Caitie Trower	01:18	0-0	0-0	0-0	0	0	0	0	0	0	0	0
11 Gaila-Tor	01:18	0-0	0-0	0-0	0	0	0	0	0	0	0	0
<b>Team</b>					4	5	0	0	0	0	0	0
<b>Totals</b>	25:08	10/29	9/12	19/23	41	14	10	13	10	8	3	33

Vanderbilt - 103												
NO. Name	Min	FG	3P	FT	Rebounds	Fouls	TP	AS	ST	Blocks	Shooting By Period	
											PTS	PPG
10 J'ane Nwabia	15:03	2-2	1-1	0-0	1	1	1	1	0	0	2	11
12 Khamil Pierre	22:43	10-15	0-0	3-4	4	6	10	4	2	3	1	31
1 Mikayla Blakes	27:09	12-20	0-0	2-2	4	4	0	24	6	2	0	37
11 Jordyn Oliver	31:74	0-0	0-0	1-1	2	0	0	2	2	4	0	8
23 Iyana Moore	21:29	5-16	3-9	3-4	1	1	2	0	2	1	0	26
4 Madison Greene	11:26	0-0	0-0	2-2	1	3	1	1	0	1	0	2
14 Ayana Mitchell	16:07	2-4	0-0	3-2	5	2	0	2	0	2	0	7
5 Leilani Kapinus	22:40	4-7	1-3	1-1	1	1	1	1	1	0	1	11
24 Aga Makurat	16:42	0-4	0-4	0-0	3	2	0	0	1	1	0	1
13 Justine Pisozit	11:13	1-2	1-2	0-2	1	4	5	1	1	0	0	4
23 Jastia Brown	10:00	2-0	1-2	0-0	2	1	1	3	0	1	0	6
30 Trinity Wilson	05:43	3-5	0-0	0-0	2	2	0	0	0	1	0	9
<b>Team</b>					6	2	0	0	0	0	0	0
<b>Totals</b>	41:44	72/77	14/19	24/27	51	11	13	103	23	13	7	33

Technical Fouls:Personnel 4*24-4												
Biggest lead		Wolves		Vandy		Points from Turnovers		Wolves/Vandy		Period by Period Scoring		
10 (11:10:00)		12 (4:44)		32 (4:44)		16		37		15		
Best Scoring Run		8 (2:23)		15 (1:21)		22		25		18		
Lead Changes		0		1		13		29		68		
Times Tied		0		1		16		30		24		
Time with Lead		00:00		39:30		29		35		103		

### INDIVIDUAL LEADERS

Points	Mikayla Blakes - 24 pts	Sydney Tolbert - 15 pts
Rebounds	Khamil Pierre - 23 pts	A. Blake/B. Ledford - 10 pts
Assists	Khamil Pierre - 10 reb	Destiny Jones - 9 reb
Steals	Three Tied w/ 5 reb	Amanda Blake - 9 reb
Blocks	Mikayla Blakes - 6 ast	Grace O'Gara - 5 ast
	Leilani Kapinus - 4 ast	Mykah Anderson - 4 ast
	Jordyn Oliver - 4 stl	Mykah Anderson - 3 stl
	M.Blakes/K. Pierre - 3 stl	Four Tied w/ 1 stl
	Jordyn Oliver - 3 blk	Destiny Jones - 2 blk
	Aiyana Mitchell - 2 blk	Grace O'Gara - 1 blk

## GAME 14 Vanderbilt vs. Alabama A&M

	1	2	3	4	TOTAL
	16	11	19	18	<b>64</b>
	24	21	22	26	<b>93</b>

**DATE** Dec. 29, 2024 **SITE** Memorial Gymnasium (Nashville, Tenn.)

**TIPOFF** 11:00 a.m. **END** 12:53 p.m. **ELAPSED** 1:53  
**ATTENDANCE** 3,061

### DORES TAME BULLDOGS

NASHVILLE, Tenn. – The Commodores closed the 2024 calendar year with a resounding 93-64 victory over Alabama A&M at Memorial Gymnasium to end the nonconference portion of the 2024-25 season.

The win over the Bulldogs marked Vanderbilt's 20-straight home victory over a nonconference opponent, a streak that started during the 2022-23 season. The Commodores are now 33-3 against non-SEC teams at Memorial Gymnasium under head coach Shea Ralph.

The Commodores ended the nonconference portion of its schedule at 13-1 for the second-straight season. Vanderbilt heads into SEC play with a program record 13 wins for the second time in as many years. Additionally, the Dores have opened back-to-back campaigns at 13-1 or better for the first time in program history, as the 2023-24 team also opened at 16-1.

Sophomore Khamil Pierre extended her double-digit scoring streak to 16 games with a 29-point effort against the Bulldogs. Pierre's streak is the longest for a Commodore since 2013-14, when Christina Foggie registered double-digit points in 19-straight games. Pierre's 16-straight games with 10 or more points are tied for the seventh-longest double-digit scoring streak by a Dore since 1999-00. It is also Pierre's ninth game with 20-plus points this season.

Senior Iyana Moore extended her season-long double-digit scoring streak to seven games with a 16-point effort. Moore added a season-best seven assists to her stat line to Alabama A&M. She was one of two Commodores to collect seven or more assists on Sunday, as graduate student Jordyn Oliver dished out a season-high eight assists.

Sophomore Madison Greene registered 12 points in a reserve role. It is Greene's sixth game with 10 or more points off the bench this season, while it is her seventh double-digit scoring performance overall this year. Greene also added a career-high rebound in Sunday's victory.

The Commodores shot 56.3 percent from the field against Alabama A&M. It is the sixth time this season that the Dores have posted a field goal percentage higher than 50 percent. Vanderbilt collected 13 steals, marking the fourth-straight game Vandy has posted 10 or more steals.

### BOX SCORE

Alabama A&M - 64												
NO. Name	Min	FG	3P	FT	Rebounds	Fouls	TP	AS	ST	Blocks	Shooting By Period	
											PTS	PPG
3 Alisa Wilson	22:19	5-10	0-0	3-4	5	10	4	2	1	1	1	15
0 Daran Burgin	14:49	1-2	0-0	0-0	0	0	0	0	0	0	0	2
2 Jayah Harris-Smith	34:23	2-4	0-0	0-2	3	3	3	4	7	3	2	10
4 Courtney Hittensberger	23:46	7-14	1-1	0-0	3	1	0	1	2	2	0	18
24 Lauren Penderton	32:46	5-12	0-1	2-3	0	1	1	2	3	0	0	12
12 Tai Harvey	13:56	1-2	1-1	0-0	0	1	1	0	0	1	0	4
1 Malyn Wilkerson	25:49	0-4	0-0	0-0	1	1	0	1	1	1	0	0
21 LaCambria Shakespeare	04:59	0-0	0-0	0-0	0	1	0	0	0	0	0	0
11 Anya Palmer	17:25	1-3	0-0	0-0	1	6	1	2	1	2	0	4
8 Nyia Allen	05:37	0-0	0-0	0-0	0	0	0	0	0	0	0	0
22 Shantel Sanders	04:22	1-3	0-1	0-0	1	1	0	2	0	0	0	3
<b>Team</b>					3	3	0	0	0	0	0	0
<b>Totals</b>	27:44	5/16	2/9	9/21	30	14	9	64	13	19	2	29

Vanderbilt - 93												
NO. Name	Min	FG	3P	FT	Rebounds	Fouls	TP	AS	ST	Blocks	Shooting By Period	
											PTS	PPG
10 J'ane Nwabia	18:21	3-4	0-1	3-3	1	2	2	3	2	1	0	14
12 Khamil Pierre	29:22	13-19	0-0	3-5	5	2	7	2	4	1	1	35
1 Mikayla Blakes	17:01	2-9	0-0	1-3	2	0	3	5	1	1	0	4
11 Jordyn Oliver	31:59	2-5	0-0	0-0	1	6	7	2	0	4	0	5
23 Iyana Moore	13:44	2-7	0-0	2-2	4	1	2	1	2	1	0	29
4 Madison Greene	26:12	5-7	1-3	1-2	1	5	6	1	1	2	1	18
14 Ayana Mitchell	10:24	3-4	0-0	0-1	4	1	1	1	0	0	0	9
5 Leilani Kapinus	18:30	1-1	0-0	0-0	1	1	0	0	0	0	0	18
24 Aga Makurat	07:14	3-4	2-3	0-0	0	0	0	0	0	0	0	1
2 Jastia Brown	04:01	0-0	0-0	0-0	0	0	0	0	0	0	0	0
13 Justine Pisozit	04:01	1-1	0-0	0-0	0	0	0	2	0	0	0	2
30 Trinity Wilson	01:51	0-0	0-0	0-0	0	0	0	0	0	0	0	0
<b>Team</b>					4	4	0	0	0	0	0	0
<b>Totals</b>	40:71	51/81	8/14	13/24	41	13	4	9	13	13	2	29

Technical Fouls:None												
Biggest lead		AAMU		VANDY		Points from Turnovers		AAMU/VANDY		Period by Period Scoring		
10 (11:10:00)		31 (4:15:57)		42		60		16		18		
Best Scoring Run		6 (4:9:30)		10 (1:24:24)		16		11		19		
Lead Changes		0		9		19		16		64		
Times Tied		0		1		23		24		26		
Time with Lead		00:00		38:51		18		30		93		

### INDIVIDUAL LEADERS

Points	Khamil Pierre - 29 pts	Sydney Tolbert - 15 pts
Rebounds	Iyana Moore - 16 pts	A. Blake/B. Ledford - 10 pts
Assists	Jordyn Oliver - 7 reb	Destiny Jones - 9 reb
Steals	Khamil Pierre - 7 reb	Amanda Blake - 9 reb
Blocks	Jordyn Oliver - 8 ast	Grace O'Gara - 5 ast
	Iyana Moore - 7 ast	Mykah Anderson - 4 ast
	Khamil Pierre - 4 stl	Mykah Anderson - 3 stl
	M.Blakes/J. Oliver - 3 stl	Four Tied w/ 1 stl
	Mikayla Blakes - 1 blk	Destiny Jones - 2 blk
	Khamil Pierre - 1 blk	Grace O'Gara - 1 blk

## GAME 15 Vanderbilt vs. Georgia

	1	2	3	4	TOTAL
	13	16	28	25	<b>82</b>
	26	24	29	29	<b>108</b>

**DATE** Jan. 2, 2025 **SITE** Memorial Gymnasium (Nashville, Tenn.)

**TIPOFF** 6:30 p.m. **END** 8:30 p.m. **ELAPSED** 2:00  
**ATTENDANCE**

# GAME RECAPS

## GAME 16 Vanderbilt vs. 16/16 Kentucky

	1	2	3	4	TOTAL
	23	23	23	19	<b>88</b>
	13	18	24	15	<b>70</b>

**DATE** Jan. 5, 2025 **SITE** Memorial Gymnasium (Nashville, Tenn.)

**TIPOFF** 2:00 p.m. **END** 3:47 p.m. **ELAPSED** 1:47  
**ATTENDANCE** 8,501

### DORES FALL TO WILDCATS

NASHVILLE, Tenn. – The Vanderbilt women's basketball team dropped its first SEC contest of the 2024-25 season Sunday afternoon, as the Commodores fell 96-78 to No. 16-ranked Kentucky at Memorial Gym.

Freshman Mikayla Blakes led the way for the Does with a game-high 24 points. The guard recorded her 10th contest with 20 or more points this season, the most collected by a Vanderbilt freshman in program history. The Somerset, New Jersey, native hit three 3-point field goals and collected a team-best three steals against the Wildcats.

Sophomore Khamil Pierre posted a double-double for the 11th time this season, as the forward scored 19 points and pulled down 11 rebounds. Pierre matched her career high in assists with five. The forward's 19 points extend her double-digit scoring streak to 18 games. It is the sixth-longest double-figure scoring streak by a Commodore since 1999-00.

Senior Iyana Moore registered a season-high 17 points for the second time this season, which she first accomplished vs. Michigan State on Nov. 27. The guard drilled a team-best five 3-point field goals. Graduate Jordyn Oliver nearly pulled down double-digit rebounds for the second-straight contest with nine caroms on Sunday.

The loss snaps Vandy's 11-game home winning streak dating back to last season. The Commodores fall to 14-2 overall on the year and now stand at 1-1 in SEC play.

The Does couldn't overcome a hot-shooting Wildcat team, as Kentucky posted a 54.1 percent success rate from the floor and hit 15.3-pointers. Vanderbilt shot 36.5 percent from the floor and forced double-digit turnovers for the 16th-straight game. Despite being outbounded 41-39 overall, the Commodores were able to post a 19-9 edge over Kentucky on the offensive glass, which led to a 26-9 advantage in second chance points for the Does.

### BOX SCORE

Kentucky - 96  
Record: 13-1 (2-0)

NO. Name	Min	FG	3P	FT	Rebounds	Fouls	TP	AS	TO	ST	Blocks	PTS	Shooting By Period
		M/A	M/A	M/A	OR	TR							
7 Teanna Key	21:43	5-8	2-3	2-2	5	7	4	2	1	0	0	14	1st FG% 9.13 69.2%
32 Amelia Hassetz	30:38	7-11	6-10	0	2	9	0	2	0	0	0	10	1st FT% 6.9 66.7%
11 Clara Strack	37:45	6-10	1-2	4-6	4	11	15	3	5	17	3	3	2nd FG% 9.18 50.0%
3 Georgia Amore	38:58	8-18	3-10	5-5	0	2	3	5	24	9	4	0	2nd FT% 5.6 33.3%
10 Dacia Lawrence	38:49	6-10	3-5	2-3	0	1	1	2	17	0	0	0	3rd FG% 5.15 33.3%
17 Clara Silva	13:12	1-1	0-0	0	4	4	0	0	2	2	1	0	3rd FT% 2.8 22.2%
2 Sarah Tyler	04:22	0-0	0-0	2-2	0	0	0	1	2	0	0	0	4th FG% 10.15 66.7%
4 Levi Blue	03:06	0-1	0-0	0	0	0	0	0	0	0	0	0	4th FT% 5.7 71.4%
5 Cassidy Rowe	08:28	0-1	0-0	1-0	1	0	1	1	0	1	1	0	FT% 1.9 20.0%
Team		38-61	15-31	15-20	9	32	41	19	20	10	4	4	110
Technical Fouls:Key 2*16:52													

Vanderbilt - 78  
Record: 14-2 (1-1)

NO. Name	Min	FG	3P	FT	Rebounds	Fouls	TP	AS	TO	ST	Blocks	PTS	Shooting By Period
		M/A	M/A	M/A	OR	TR							
10 Jane Nwabia	16:20	1-5	1-3	3-4	3	1	4	3	3	0	0	0	11
12 Khamil Pierre	37:21	8-22	0-1	3-4	5	6	11	4	5	19	5	0	31
1 Mikayla Blakes	35:34	9-22	3-11	3-4	4	1	5	4	24	0	4	3	31
11 Jordyn Oliver	35:18	2-9	1-3	1-1	3	6	2	2	5	0	1	0	9
23 Iyana Moore	36:28	5-16	5-13	2-2	1	2	4	1	17	2	2	1	18
5 Leleai Kapinus	12:80	0-1	0-1	0-0	0	2	1	0	0	0	0	0	14
4 Madison Greene	15:51	1-4	0-1	1-1	0	1	2	1	3	1	0	0	12
14 Ayana Mitchell	09:04	1-3	0-0	2-4	1	0	1	0	2	4	0	0	10
Team		27-74	9-30	15-20	20	19	39	20	18	78	11	13	111
Technical Fouls:NONE													

	KENT		VANDY	
	Points	Turnovers	Points	Turnovers
Biggest lead	21 (4 <sup>th</sup> 3:38)	1 (1 <sup>st</sup> 9:06)	16	7
Best Scoring Run	8 (1 <sup>st</sup> 7:36)	8 (2 <sup>nd</sup> 8:46)	9	28
Lead Changes	2	Second Chance	9	28
Times Tied	0	Fast Breaks	6	5
Time with Lead	39:04	Bench	4	7
		KENT	31	20
		VANDY	17	21

### INDIVIDUAL LEADERS

Points	Mikayla Blakes - 24 pts	Georgia Amore - 24 pts
	Khamil Pierre - 19 pts	Amelia Hassetz - 20 pts
Rebounds	Khamil Pierre - 11 reb	Clara Strack - 15 reb
	Jordyn Oliver - 9 reb	Amelia Hassetz - 9 reb
Assists	Khamil Pierre - 5 ast	Georgia Amore - 9 ast
	Jordyn Oliver - 3 ast	Amelia Hassetz - 5 ast
Steals	Mikayla Blakes - 3 stl	Dacia Lawrence - 2 stl
	I. Moore/J. Oliver - 1 stl	T. Key/C. Rowe - 1 stl
Blocks	Mikayla Blakes - 1 blk	Clara Strack - 2 blk
		T. Key/C. Silva - 1 blk

## GAME 17 Vanderbilt at Ole Miss

	1	2	3	4	TOTAL
	11	14	12	22	<b>59</b>
	17	27	27	16	<b>87</b>

**DATE** Jan. 9, 2025 **SITE** SJB Pavilion at Ole Miss (Oxford, Miss.)

**TIPOFF** 5:00 p.m. **END** 6:51 p.m. **ELAPSED** 1:51  
**ATTENDANCE** 3,825

### COLD NIGHT IN OXFORD

OXFORD, Miss. – The Vanderbilt women's basketball team fell at Ole Miss, 87-59, in its first road SEC contest of the 2024-25 season.

Senior Iyana Moore moved into a tie for ninth place on Vanderbilt's all-time 3-point field goals made list in the loss, as she has now made 173 career 3-pointers to equal Paige Redman's (1996-99) career total. Moore is six 3-pointers away from moving into a tie with Michelle Palmisano (1995-97) for eighth on the list. The senior had 14 points against the Rebels to also extend her double-digit scoring streak to 10 games.

Sophomore Khamil Pierre pushed her double-figure scoring streak to 19 games, as the 6-2 forward registered 11 points in the loss. Pierre's 19-game double-digit scoring streak is the longest by a Commodore since 2013-14 and is tied for the fourth-longest streak since 1999-00.

Freshman Mikayla Blakes registered double-digit points for the 16th game this season with a team-best 19 points at Ole Miss. Blakes has now scored double figures in each of her last three games, while she has tallied double-digit points in all but one game this season.

The Does fall to 14-3 overall on the year, while Vandy now stands at 1-2 in SEC play. Ole Miss improves to 11-4 and 2-1 in league games. The loss snaps Vanderbilt's seven-game winning streak in true road games, which dates back to the 2023-24 campaign.

For the second-straight game, an opponent started hot from the floor against the Commodores, as Ole Miss hit 51.4 percent of its shots from the floor in the first half. Mississippi's hot shooting and defensive pressure allowed the Rebels to jump out to a double-digit early that they would never relinquish.

Vanderbilt shot 43.4 percent from the floor in the loss, while Ole Miss posted a 52.4 percent field goal percentage. The Rebels forced Vandy into a season-high 23 turnovers, while the Commodores turned over Mississippi a total of 18 times.

### BOX SCORE

Vanderbilt - 59  
Record: 14-3 (1-2)

NO. Name	Min	FG	3P	FT	Rebounds	Fouls	TP	AS	TO	ST	Blocks	PTS	Shooting By Period
		M/A	M/A	M/A	OR	TR							
10 Jane Nwabia	11:43	1-1	0-0	0-0	0	0	0	0	2	0	1	1	11
12 Khamil Pierre	25:36	5-12	0-0	1-3	1	2	3	4	11	1	0	2	10
1 Mikayla Blakes	35:11	9-16	2-7	1-2	1	4	5	3	18	2	5	1	25
11 Jordyn Oliver	32:40	0-2	0-0	0-0	1	2	3	0	1	0	6	2	19
23 Iyana Moore	37:52	5-13	2-7	2-2	0	4	4	0	14	2	3	2	27
5 Leleai Kapinus	17:07	1-2	0-0	0-1	1	2	0	3	2	0	0	0	4
14 Ayana Mitchell	12:10	1-1	0-0	0-0	0	3	1	0	2	1	1	0	13
4 Madison Greene	20:22	2-5	0-2	5-6	1	2	3	1	4	9	4	3	20
13 Justine Pisset	04:09	0-1	0-1	0-0	0	0	0	0	0	1	0	0	1
30 Trinity Wilson	02:40	0-0	0-0	0-0	0	0	0	1	0	0	0	0	0
Team		23-53	4-17	9-14	7	19	26	13	17	20	11	23	91
Technical Fouls:NONE													

Ole Miss - 87  
Record: 11-4 (2-1)

NO. Name	Min	FG	3P	FT	Rebounds	Fouls	TP	AS	TO	ST	Blocks	PTS	Shooting By Period
		M/A	M/A	M/A	OR	TR							
7 Star Jacobs	15:47	4-6	0-0	2-2	2	2	4	3	1	10	0	2	10
24 Madison Scott	17:21	5-8	0-0	0-0	2	3	5	1	0	10	7	5	11
0 Sira Thienou	36:47	7-10	1-3	1-2	1	3	4	2	16	4	2	0	23
2 Tameiya Sadler	28:03	3-7	2-5	2-2	0	4	2	2	10	7	2	2	23
3 Kennedy Todd Williams	34:17	7-13	5-7	6-6	2	4	6	1	4	25	7	0	20
20 Ayana Thompson	11:53	0-4	0-4	0-0	0	0	0	0	1	0	0	0	0
1 Kirsten Deans	17:26	2-4	1-3	0-0	0	2	2	2	5	1	3	1	0
33 Kharyssa Richardson	14:46	3-6	0-1	1-1	2	2	4	3	1	7	0	0	0
12 Christeen Iwabala	04:10	2-2	0-0	0-0	0	1	1	0	4	0	0	0	5
13 Mariyah Noel	01:55	0-1	0-0	0-0	0	0	0	0	0	0	0	0	1
35 Rhema Collins	01:55	0-1	0-0	0-0	0	0	0	0	0	0	0	0	1
11 Fabu Dye	01:42	0-1	0-0	0-0	0	0	0	0	0	0	0	0	0
Team		35-63	9-23	12-15	11	25	36	17	13	67	22	12	0
Technical Fouls:NONE													

	VU		OM	
	Points	Turnovers	Points	Turnovers
Biggest lead	0 (1 <sup>st</sup> 10:00)	35 (3 <sup>rd</sup> 3:06)	19	22
Best Scoring Run	6 (4 <sup>th</sup> 8:31)	8 (3 <sup>rd</sup> 3:48)	34	38
Lead Changes	0	Second Chance	9	10
Times Tied	0	Fast Breaks	7	10
Time with Lead	00:00	Bench	13	10
		VU	11	14
		OM	17	27

### INDIVIDUAL LEADERS

Points	Mikayla Blakes - 19 pts	Kennedy Todd Williams - 25 pts
	Iyana Moore - 14 pts	Sira Thienou - 16 pts
Rebounds	Mikayla Blakes - 5 reb	Kennedy Todd Williams - 6 reb
	Iyana Moore - 4 reb	Madison Scott - 4 reb
Assists	Jordyn Oliver - 6 ast	Three Tied w/ 7 ast
	Madison Greene - 4 ast	Sira Thienou - 4 ast
Steals	Three Tied w/ 2 stl	Tameiya Sadler - 2 stl
	Three Tied w/ 1 stl	Four Tied w/ 1 stl
Blocks	Khamil Pierre - 1 blk	Kennedy Todd Williams - 2 blk
		Madison Scott - 1 blk