



6 SEC TOURNAMENT CHAMPIONSHIPS • 28 NCAA TOURNAMENTS • 1 FINAL FOUR • 5 ELITE EIGHTS • 14 SWEET SIXTEENS

VANDERBILT

WOMEN'S BASKETBALL

2024-25 GAME NOTES • GAME 16 • vs. #16/16 KENTUCKY

2024-25 SCHEDULE

Overall: 14-1 | SEC: 0-0
Home: 10-0 | Away: 3-0 | Neutral: 1-1
NET Ranking: 16 | Streak: W-7

NOVEMBER (7-1)

4	Lipscomb	Win	102-50
8	Austin Peay	Win	93-37
14	at South Florida	Win	62-49
17	Butler	Win	81-52
20	Hampton	Win	94-45
22	Samford	Win	104-59
26	vs. Arizona [^]	Win	71-60
27	vs. (RV/RV) Michigan State [^]	Loss	70-78

DECEMBER (6-0)

1	Appalachian State	Win	94-40
4	at Miami [#]	Win	88-70
14	Evansville	Win	106-40
19	at Dayton	Win	80-66
21	West Georgia	Win	103-68
29	Alabama A&M	Win	93-64

JANUARY (1-0)

2	Georgia*	Win	108-82
5	#16/16 Kentucky*	2 p.m.	SEC Network+
9	at Ole Miss*	6:30 p.m.	SEC Network+
11	at LSU*	6 p.m.	SEC Network
19	Tennessee*	2 p.m.	SEC Network+
23	Arkansas*	6:30 p.m.	SEC Network+
26	at Alabama*	1 p.m.	SEC Network
30	at Florida*	6 p.m.	SEC Network+

FEBRUARY (0-0)

2	Ole Miss*	2 p.m.	SEC Network+
6	at Texas*	8 p.m.	SEC Network
13	Mississippi State*	8 p.m.	SEC Network
16	at Auburn*	3 p.m.	SEC Network
20	at Oklahoma*	6 p.m.	SEC Network+
23	South Carolina*	2 p.m.	SEC Network+
27	Texas A&M*	6:30 p.m.	SEC Network+

MARCH (0-0)

2	at Missouri*	2 p.m.	SEC Network+
6-9	SEC Tournament	TBD	TBD

All times Central • Home games in bold • Neutral games in italics

*SEC game • ^Academy Classic (Palm Springs, Calif.) • #SEC/ACC Challenge • %SEC Tournament

Rankings: AP/Coaches • All games times and dates are subject to change

GAME 16



VANDERBILT (RV/RV) (14-1, 1-0 SEC)
vs. **#16/16 KENTUCKY** (12-1, 1-0 SEC)



SUNDAY, JAN. 5
2 p.m. CT



NASHVILLE, TENN.
Memorial Gymnasium (14,316)



SEC NETWORK+
Alex Gould • Richard Hendrix



94.9 THE FAN
Vanderbilt Athletics App • Jake Lyman

STARTING FIVE

>> Vandy heads into Sunday's matchup against No. 16 Kentucky fresh off a 108-82 home win over Georgia on Thursday in its 2024-25 SEC opener. Freshman Mikayla Blakes scored 36 points to set Vanderbilt's freshman single-game scoring record. Sophomore Khamil Pierre extended her double-digit scoring streak to 17 games with a 28-point performance against the Lady Bulldogs. Graduate Jordyn Oliver recorded 11 assists and 10 rebounds to become the first Commodore since 1999-00 to record a double-double via assists and rebounds.

>> The Commodores are riding a seven-game winning streak coming into Sunday. It is the 15th-longest winning streak in NCAA Division I currently. It is also Vandy's second winning streak of seven games or longer this season, as the Dores began the season at 7-0. The Commodores are also on an 11-game home winning streak, which began with last season's 72-55 win over Georgia on March 2, 2024. The Dores are 43-17 at Memorial Gym under head coach Shea Ralph.

>> Vandy has won 14 of its first 15 games of the season for the fifth time in program history, with the last occurrence happening during the 2023-24 season. It marks the first time the Commodores have started back-to-back campaigns at 14-1 or better in school history, as the last year's team opened the season at 16-1.

>> Sunday's matchup between the Commodores and Wildcats will be the 61st meeting all-time between the schools. Vanderbilt holds the all-time series lead at 33-28 and has won each of the last two contests. The Dores are 3-1 against Kentucky in the Ralph era, which includes last season's 95-73 victory at Rupp Arena on Jan. 11, 2024.

>> Vandy is 18-8 all-time at Memorial Gymnasium against Kentucky. The Commodores won the last meeting between the two in Nashville on Feb. 19, 2023, as Vanderbilt claimed a 79-57 victory.



TEAM COMPARISON

14-1	Overall Record	12-1
88.9	Points Per Game	79.4
57.3	Opp. Per Game	58.0
47.1	Field Goal Pct.	45.8
38.7	Opp. Field Goal Pct.	33.7
31.9	3-Point Pct.	31.9
26.9	Opp. 3-Point Pct.	25.0
77.3	Free Throw Pct.	80.8
43.2	Rebounds Per Game	67.4
+9.1	Rebounding Margin	+7.6
18.9	Assists Per Game	20.2
13.1	Turnovers Per Game	12.7
13.9	Steals Per Game	5.2
3.4	Blocks Per Game	8.0

SERIES HISTORY

Games:	60
Vanderbilt Series Record:	33-27
Games in Nashville:	18-8
Games in Lexington, Ky.:	12-15
Neutral Site Games:	3-4
First Meeting:	Dec. 10, 1981, in Lexington Kentucky, 61-84
Last Meeting:	Jan. 11, 2024, in Lexington Vanderbilt, 95-73
Last Vandy Win:	Jan. 11, 2024, in Lexington 95-73
Last Vandy Loss:	Feb. 17, 2022, in Lexington 65-69
Last Home Win:	Feb. 19, 2023, 79-57
Last Road Win:	Jan. 11, 2024, 95-73
Last Neutral Win:	March 4, 2004 at Bridgestone Arena, 60-41
Last Home Loss:	Jan. 3, 2019, 55-77
Last Road Loss:	Feb. 17, 2022, 65-69
Last Neutral Loss:	March 3, 2015 in Little Rock, Ark., 61-67
vs. Kentucky under Ralph:	3-1
Current Vanderbilt Streak:	W-2

LAST FIVE GAMES

Date	Location	Vandy Result	Score
01.11.24	Lexington	Win	95-73
02.19.23	Nashville	Win	79-57
02.17.22	Lexington	Loss	65-69
01.27.22	Nashville	Win	65-57
01.17.21	Lexington	Loss	73-80

PROJECTED STARTERS



1
MIKAYLA BLAKES
G • 5-8 • Fr. Somerset, N.J. Rutgers Prep HS
Points • 20.3
FG% • 45.7
3PFG% • 31.8
Boards • 2.7
Assists • 3.6
Steals • 2.7



10
JANE NWABARA
G • 5-10 • Gr. Carlson, Calif. Pepperdine
Points • 5.9
FG% • 51.6
3PFG% • 34.8
Boards • 2.5
Assists • 1.3
Steals • 0.7



11
JORDYN OLIVER
G • 5-10 • Gr. Prosper, Texas Duke • Baylor
Points • 4.3
FG% • 46.0
FT% • 87.5
Boards • 5.7
Assists • 4.0
Steals • 1.5



12
KHAMIL PIERRE
F • 6-2 • So. Phoenix, Ariz. Perry HS
Points • 23.1
FG% • 59.1
FT% • 67.2
Boards • 10.9
Assists • 1.9
Steals • 3.7



23
IVANA MOORE
G • 5-8 • Sr. Milwaukee, Wis. Blackman HS
Points • 12.4
FG% • 36.8
3PFG% • 35.3
Boards • 2.9
Assists • 2.9
Steals • 0.7



VANDERBILT WBB QUICK FACTS

HOME ARENA: MEMORIAL GYMNASIUM (14,316)
2023-24 RECORD: 23-10
2023-24 SEC RECORD: 9-7
POSTSEASON: 1-1 (NCAA FIRST ROUND)
LETTERWINNERS RETURNING/LOST: 9/4
STARTERS RETURNING/LOST: 5/1
NEWCOMERS: 4

THE UNIVERSITY

LOCATION: NASHVILLE, TENN.
AFFILIATION: NCAA DIVISION I
CONFERENCE: SOUTHEASTERN (SEC)
MASCOT: COMMODORES
COLORS: BLACK & GOLD
CHANCELLOR: DANIEL DIERMEIER
DIRECTOR OF ATHLETICS: CANDICE STOREY LEE
FACULTY ATHLETICS REP: TRACE WILGUS

PROGRAM HISTORY

ALL-TIME RECORD: 899-545 (.622)
ALL-TIME SEC RECORD: 265-273 (.493)
ALL-TIME SEC TOURNAMENT RECORD: 49-38 (.563)
SEC TOURNAMENT TITLES: 6 ('93, '95, '02, '04, '07, '09)
NCAA TOURNAMENT APPEARANCES: 28
NCAA TOURNAMENT RECORD: 40-28 (.588)
LAST NCAA TOURNAMENT APPEARANCE: 2024
LAST POSTSEASON APPEARANCE: 2024 (NCAA)

SOCIAL MEDIA

FACEBOOK: /VANDYWBB
INSTAGRAM: @VANDYWBB
X/TWITTER: @VANDYWBB
WEBSITE: VUCOMMODORES.COM

ATHLETIC COMMUNICATIONS

VANDERBILT WOMEN'S BASKETBALL SID: CHRIS CASKEY, 2ND SEASON
EMAIL: CHRIS.CASKEY@VANDERBILT.EDU
PHONE NUMBER: 606-207-7481
ASSOCIATE ATHLETIC DIRECTOR: BRIAN FREMUND



WOMEN'S BASKETBALL

DORE NOTES

GAME COVERAGE

Sunday's contest against Kentucky streams live on SEC Network+ via the Watch ESPN app, with Alex Gould and Richard Hendrix calling the action. Fans can listen to Jake Lyman locally on 94.9 The Fan and the Vanderbilt Commodores app outside of Nashville. Fans can also follow along via live stats.

GAMEDAY INFORMATION

Click the link here for the latest gameday information on entrance, construction, parking, and ticketing information at Memorial Gymnasium. Fans can purchase tickets by clicking the link here.

BLAKES' RECORD NIGHT

Mikayla Blakes' 36-point performance in the 108-82 win over Georgia in the 2025 SEC opener set Vanderbilt's record for most points scored by a freshman in a game. Blakes broke a program record that stood since 1981-82, the first season the NCAA sponsored women's basketball, when Barbara Brackman's 42 points against Tennessee on Feb. 26, 1982.

Blakes shot 45 percent from the floor and matched her career-high of five made 3-pointers in the win over the Lady Bulldogs. The Somerset, New Jersey, native dished out five assists and did not commit a turnover in 33 minutes of action during her SEC debut. The guard went 13-of-14 from the free throw line, as the 13 made charity tosses are the most by a Dore in a game this season. It was Blakes' ninth game with 20 or more points this season, which leads all NCAA freshmen and sets a record for the most 20-point games in a season by a Vandy freshman.

The 36 points are the most points scored by a freshman in the country this season and the most points scored by an NCAA Division I freshman since Audi Crooks' 40-point performance against Maryland in the 2024 NCAA Tournament. It is also the most points registered by an SEC frosh since Mikaylah Williams' 42 points vs. Kent State on Nov. 14, 2013.

DORES SEEING DOUBLE

A total of nine Commodores have had at least one game scoring double-digit points this season. Sophomore Khamil Pierre and freshman Mikayla Blakes lead the way with 14 games each, while senior Iyana Moore has registered eight games with double-digit points. Sophomore Madison Greene (8), graduates Leilani Kapinus (3), Jane Nwaba (2), and Jordyn Oliver (1), and sophomores Aga Makurat (1) and Aiyana Mitchell (1) (1) round out the list.

BREAKING THE CENTURY MARK

Vanderbilt scored 100-plus points for the fifth time this season in Thursday's 108-82 win over Georgia. The five games scoring 100 or more points this season ties the program record for the most in a season with the 1994-95 and 1985-86 teams.

Vandy previously registered a 102-50 win over Lipscomb in the season opener on Nov. 4 and on Nov. 22 in a 104-59 win over Samford. More recently, the Dores scored a 106-40 win over Evansville on Dec. 14 and a 108-82 win over Georgia.

The 108 points ties Vanderbilt's record for the most points scored in an SEC, as the Dores also hit the mark in a 108-44 victory vs. Mississippi State on Jan. 17, 1993. It is the most points Vandy has registered since the 109-40 win over Lipscomb on Dec. 20, 2006.

OLIVER'S RARE DOUBLE-DOUBLE

Graduate Jordyn Oliver collected a double-double in Thursday's win over Georgia with a career-best 11 assists and 10 rebounds. It marked the first time a Commodore has posted a double-double via assists and rebounds since 1999-00. She is also the sixth SEC player to accomplish the feat since the turn of the century.

LOOKING FOR A RANKED WIN

Vanderbilt will be seeking its second win over a ranked opponent in the Shea Ralph era when No. 16/16 Kentucky comes to Memorial Gym. Vanderbilt's last victory over a ranked foe came on Feb. 24, 2022, when the Dores knocked off No. 15/21 Florida, 63-59, in Nashville.

NET RANKING

Vanderbilt enters Sunday holding a NET ranking of 16. The Commodores came in at No. 7 in the first NET ranking of the 2024-25 season, the highest NET ranking in program history. The NET is an evaluation tool the NCAA Tournament Selection Committee uses to determine seeding and at-large bids.

RECEIVING VOTES

The Dores earned 26 votes in this week's Associate Press Top 25 Poll and 23 votes in the USA Today/WBCA Coaches Poll. It marks the fifth-straight week that Vanderbilt has been featured in both major college women's basketball polls.





ROSTER BREAKDOWN

CLASS

GRADUATE (3): Leilani Kapinus, Jane Nwaba, Jordyn Oliver
SENIOR (2): Iyana Moore, Sacha Washington
JUNIOR (2): Jada Brown, Justine Pissott
SOPHOMORE (4): Madison Greene, Aga Makurat, Aiyana Mitchell, Khamil Pierre
FRESHMAN (2): Mikayla Blakes, Trinity Wilson, Monique Williams*

POSITION

FORWARD (6): Aiyana Mitchell, Jane Nwaba, Khamil Pierre, Justine Pissott, Sacha Washington, Trinity Wilson, Monique Williams*

GUARD (8): Mikayla Blakes, Jada Brown, Madison Greene, Leilani Kapinus, Aga Makurat, Iyana Moore, Jordyn Oliver, Justine Pissott

HOME STATE/COUNTRY

NEW JERSEY (2): Mikayla Blakes, Justine Pissott
WISCONSIN (2): Leilani Kapinus, Iyana Moore
CALIFORNIA (1): Jane Nwaba
GEORGIA (1): Sacha Washington
ARIZONA (1): Khamil Pierre
ARKANSAS (1): Jada Brown
AUSTRALIA (1): Monique Williams*

COLORADO (1): Aiyana Mitchell

MINNESOTA (1): Trinity Wilson

OHIO (1): Madison Greene

POLAND (1): Aga Makurat

TEXAS (1): Jordyn Oliver

*Early enrollee, will begin collegiate career in '25-26

COACHES & STAFF

HEAD COACH: SHEA RALPH • 4TH SEASON
ASSOCIATE HEAD COACH: TOM GARRICK • 4TH SEASON
ASSISTANT COACH: ASHLEY EARLEY • 4TH SEASON
ASSISTANT COACH: KEVIN DEMILLE • 4TH SEASON
AST. COACH/AST. DIR. OF OPS: ERIC MUNDINGER • 3RD SEASON
CHIEF OF STAFF/EXECUTIVE DIR. OF OPS: CHRIS BRANN • 4TH SEASON
DIR. OF INTERNAL OPS/ON-CAMPUS RECRUITING COORD: KOKO NELSON • 4TH SEASON
DIR. OF STRENGTH & CONDITIONING: JENA READY • 1ST SEASON
SENIOR ASSO. ATHLETIC TRAINER: ALLISON SHEPHERD • 4TH SEASON
DIR. OF CREATIVE CONTENT: LEAH DUSTERHOFT • 4TH SEASON
DIR. OF SPECIAL PROJECTS & ATHLETIC CULTURE: YVONNE HAWKINS • 1ST SEASON
DIR. OF PLAYER ENGAGEMENT & INFLUENCE: AUDREY MONTGOMERY • 1ST SEASON
VIDEO COORDINATOR: JT OREM • 1ST SEASON
SPORTS INFORMATION DIRECTOR: CHRIS CASKEY • 2ND SEASON



FRONT ROW (L-R) MADISON GREENE, LEILANI KAPINUS, JORDYN OLIVER, IYANA MOORE, JADA BROWN, MIKAYLA BLAKES
BACK ROW (L-R) SACHA WASHINGTON, KHAMIL PIERRE, AGA MAKURAT, AIYANA MITCHELL, JUSTINE PISSOTT, TRINITY WILSON, JANE NWABA

2024-25 ROSTER

No.	Name	POS	HT	YR	EXP	Hometown (Previous School)
1	Mikayla Blakes	G	5-8	Fr.	HS	Somerset, N.J. (Rutgers Prep)
2	Jada Brown	G	5-8	Jr.	2V	Bentonville, Ark. (Bentonville HS)
4	Madison Greene	G	5-6	So.	1V	Columbus, Ohio (Pickerington Central HS)
5	Leilani Kapinus	G	5-10	Gr.	TR	Madison, Wis. (Penn State)
10	Jane Nwaba	F	5-10	Gr.	TR	Carson, Calif. (Pepperdine)
11	Jordyn Oliver	G	5-10	Gr.	1V	Prosper, Texas (Duke)
12	Khamil Pierre	F	6-2	So.	1V	Phoenix, Ariz. (Perry HS)
13	Justine Pissott	G/F	6-4	Jr.	1V	Toms River, N.J. (Tennessee)
14	Aiyana Mitchell	F	6-4	So.	1V	Colorado Springs, Colo. (Fountain-Fort Carson HS)
23	Iyana Moore	G	5-8	Sr.	2V	Milwaukee, Wis. (Blackman HS)
24	Aga Makurat	G	6-2	So.	1V	Sierakowice, Poland (Sopocka Akademia Tenisowa)
30	Trinity Wilson	F	6-3	Fr.	HS	Lakeville, Minn. (Lakeville North HS)
35	Sacha Washington	F	6-2	Sr.	3V	Lawrenceville, Ga. (Collins Hill HS)
- -	Monique Williams*	F	6-3	Fr.	HS	Perth, Australia (Willeton Senior HS)

*Early enrollee, will begin collegiate career in '25-26

COACHING STAFF

HEAD COACH: Shea Ralph - 4th Season - UConn '01
ASSOCIATE HEAD COACH: Tom Garrick - 4th Season - Rhode Island '88
ASSISTANT COACH: Ashley Earley - 4th Season - Vanderbilt '05
ASSISTANT COACH: Kevin DeMille - 4th Season - UConn '13
ASSISTANT COACH/AST. DIRECTOR OF OPERATIONS: Eric Munding - 3rd Season - Memphis '20

PRONUNCIATION

JADA BROWN: (Jay-Duh)
LEILANI KAPINUS: (LAY-lawn-EE, Cap-n-IS)
AGA MAKURAT: (Ah-gah, Mock-ew-Rah)
AIYANA MITCHELL: (Eye-on-Uh)
IYANA MOORE: (Eye-on-Uh)
JANE NWABA: (Wah-Buh)
KHAMIL PIERRE: (KAH-Meel, Pea-Air)
JUSTINE PISSOTT: (Jus-TEEN, Pih-SOT)
SACHA WASHINGTON: (Sah-SHUH)
MONIQUE WILLIAMS: (Moh-NEEK)

SEC STANDINGS (AS OF JAN. 3, 2025)

Team	SEC	Record	Streak
6/4 LSU	1-0	16-0	W-16
15/13 Tennessee	1-0	13-0	W-13
19/20 Alabama	1-0	14-1	W-5
5/6 Texas	1-0	14-1	W-7
Vanderbilt (RV/RV)	1-0	14-1	W-7
2/2 South Carolina	1-0	13-1	W-8
16/16 Kentucky	1-0	12-0	W-5
25/25 Ole Miss	1-0	10-3	W-5
Mississippi State (RV/RV)	0-1	13-2	L-1
9/10 Oklahoma	0-1	12-2	L-1
Missouri	0-1	11-5	L-1
Auburn	0-1	9-5	L-2
Florida	0-1	9-6	L-1
Texas A&M	0-1	7-6	L-1
Georgia	0-1	8-7	L-1
Arkansas	0-1	7-9	L-1

POLLS

Associated Press Top 25 as of Dec. 30	
1) UCLA (30)	14) Duke
2) South Carolina* (1)	15) Tennessee*
3) Notre Dame (1)	16) Kentucky*
4) Southern Cal	17) North Carolina
5) Texas*	18) West Virginia
6) LSU*	19) Alabama*
7) UConn	20) California
8) Maryland	21) Michigan State*
9) Oklahoma*	22) NC State
10) Ohio State	22) Iowa
11) TCU	24) Michigan
12) Kansas State	25) Ole Miss*
13) Georgia Tech	*Vanderbilt Opponent

Received Votes: Vanderbilt, Utah, Illinois, Oklahoma St., Baylor, Nebraska, Mississippi State*, Harvard, Portland

USA Today/WBCA Coaches Top 25 as of Dec. 31	
1) UCLA (31)	14) Georgia Tech
2) South Carolina*	15) Duke
3) Notre Dame	16) Kentucky*
4) LSU*	17) North Carolina
5) Southern Cal	18) West Virginia
6) Texas*	19) NC State
7) Maryland	20) Alabama*
8) UConn	21) Michigan State*
9) Ohio State	22) Iowa
10) Oklahoma*	23) California
11) Kansas State	24) Baylor
12) TCU	25) Ole Miss*
13) Tennessee*	*Vanderbilt Opponent

Received Votes: Mississippi State*, Utah, Vanderbilt, Michigan, Illinois, Florida State, George Mason, Nebraska





TV/RADIO ROSTER



1 Mikayla Blakes
G // 5-8 // Fr.
Somerset, N.J.
Rutgers Prep HS



2 Jada Brown
G // 5-8 // Jr.
Bentonville, Ark.
Bentonville HS



4 Madison Greene
G // 5-6 // So.
Columbus, Ohio
Pickerington Central HS



5 Leilani Kapinus
G // 5-10 // Gr.
Madison, Wis.
Penn State
James Madison Memorial HS



10 Jane Nwaba
F // 5-10 // Gr.
Carson, Calif.
Pepperdine
Palisades Charter HS




11 Jordyn Oliver
G // 5-10 // Gr.
Prosper, Texas
Duke // Baylor
Prosper HS



12 Khamil Pierre
F // 6-2 // So.
Phoenix, Ariz.
Perry HS



13 Justine Pissott
G/F // 6-4 // Jr.
Toms River, N.J.
Tennessee
Red Bank Catholic HS



14 Aiyana Mitchell
F // 6-4 // So.
Colorado Springs, Colo.
Fountain-Fort Carson HS



23 Iyana Moore
G // 5-8 // Sr.
Milwaukee, Wis.
Blackman HS




24 Aga Makurat
G // 6-2 // So.
Sierakowice, Poland
Sopocka Akademia
Tenisowa



30 Trinity Wilson
F // 6-3 // Fr.
Lakeville, Minn.
Lakeville North HS



35 Sacha Washington
F // 6-2 // Sr.
Lawrenceville, Ga.
Lawrenceville HS



— Monique Williams
F // 6-3 // Fr.
Perth, Australia
Willeton Senior HS

COACHING STAFF




Shea Ralph
Head Coach
4th Season




Tom Garrick
Associate
Head Coach
4th Season



Ashley Earley
Assistant Coach
4th Season



Kevin DeMille
Assistant Coach
4th Season



Eric Munding
Assistant Coach
3rd Season





PLAYER QUICK NOTES



24 • AGA MAKURAT

G • 6-2 • So. • Sierakowice, Poland (Sopocka Akademia Tenisowa)
Human & Organizational Development • (AH-Gah MOCK-ew-RAH)

	GP-GS	MIN/G	FG%	3FG%	FT%	R/G	A/G	STL	BLK	PTS/G
24-25	10-0	12.9	29.2	24.3	1.000	2.7	0.9	0.3	0.5	3.8
CAREER	43-3	13.9	32.8	29.9	80.0	1.8	0.7	0.3	0.4	3.9

- Scored a season-high 10 pts vs. App State
- Appeared in 43 games and made three starts at Vanderbilt
- Shot 32.2% from behind the arc in '23-24
- Led the Commodores in scoring twice in '23-24

TOP GAMES

24-25 SEASON	CAREER
PTS 10, Appalachian St. (12/1/24)	PTS 18 (2x), Last: at South Carolina (1/28/24)
REB 5 (2x), Last: West Ga. (12/21/24)	REB 7, at South Carolina (1/28/24)
AST 3, Appalachian St. (12/1/24)	AST 3 (3x), Last: App State (12/1/24)



30 • TRINITY WILSON

F • 6-3 • Fr. • Lakeville, Minn. (Lakeville North HS)
Undeclared

	GP-GS	MIN/G	FG%	3FG%	FT%	R/G	A/G	STL	BLK	PTS/G
24-25	8-0	5.3	38.1	---	33.3	1.8	0.6	0.0	0.3	2.4
CAREER	7-0	5.7	38.1	---	33.3	2.0	0.6	0.0	0.3	2.4

- Scored career-best 6 pts vs. West Ga. on 12.21
- Pulled down 5 reb and scored 2 pts in her debut vs. Lipscomb (11/4/24)
- Ranked the fifth-best player in Minnesota according to PrepGirlsHoops.com
- Collected over 1,000 pts and 1,000 reb during her prep career

TOP GAMES

24-25 SEASON	CAREER
PTS 6, West Georgia (12/21/24)	PTS 6, West Georgia (12/21/24)
REB 5 (2x), Last: APSU (11/8/24)	REB 5 (2x), Last: APSU (11/8/24)
AST 1 (5x), Last: AAUM (12/29/24)	AST 1 (4x), Last: West Ga. (12/21/24)



35 • SACHA WASHINGTON

F • 6-2 • Sr. • Lawrenceville, Ga. (Collins Hill HS)
Human & Organizational Development • (Sah-SHUH)

	GP-GS	MIN/G	FG%	3FG%	FT%	R/G	A/G	STL	BLK	PTS/G
24-25	---	---	---	---	---	---	---	---	---	---
CAREER	99-72	24.9	.487	.000	.639	7.3	1.1	1.0	1.1	10.2

- Redshirting during the '24-25
- Cheryl Miller Award Preseason Watchlist
- Appeared in 99 games and made 72 starts in three seasons at Vanderbilt
- Led the team with 8 double-doubles in '23-24
- Led Vandy with 7.9 rpg in '23-24

TOP GAMES

24-25 SEASON	CAREER
PTS --	PTS 33, vs. La. Tech (12/03/22)
REB --	REB 17, Fairfield (11/12/23)
AST --	AST 7, Fairfield (11/12/23)



-- • MONIQUE WILLIAMS

F • 6-3 • Fr. • Perth, Australia (Willeton Senior HS)
Undeclared • (Moh-NEEK)

	GP-GS	MIN/G	FG%	3FG%	FT%	R/G	A/G	STL	BLK	PTS/G
24-25	---	---	---	---	---	---	---	---	---	---
CAREER	---	---	---	---	---	---	---	---	---	---

- Enrolled after the 2024 Fall semester & will sit out for the rest of '24-25 then begin her Commodore career in '25-26 with four years of eligibility
- Helped Australia win Gold at the FIBA U18 Women's Asia Cup
- Averaged 7.0 pts & 4.0 reb in five games at the FIBA U18 Women's Asia Cup

TOP GAMES

24-25 SEASON	CAREER
PTS --	PTS --
REB --	REB --
AST --	AST --



HC SHEA RALPH

Fourth Season • UConn '01
7-Time NCAA National Champion • 2000 NCAA Tournament MOP

- 65-49 overall record through three seasons at Vanderbilt
- Guided Vanderbilt to its first NCAA Tournament bid since the 2014 NCAA Tournament in 2023-24 and posted the Dores' first NCAA Tournament victory since 2013
- Posted the largest win improvement from one season to next in school history during the 2023-24 season, as Vandy's 23 victories marked an 11-win improvement from 2022-23
- Guided Vandy to a school record six SEC road wins in '23-'24
- Five players have earned All-SEC honors under Ralph

RALPH COACHING CAREER AT VANDERBILT

SEASON	OVERALL	SEC	SEC FINISH	POSTSEASON
2021-22	16-19	4-12	T-12th	WNIT Sweet 16
2022-23	12-19	3-13	12th	--
2023-24	23-10	9-7	6th	NCAA 1st Rd
2024-25	13-1	0-0	--	--
TOTAL	64-49	16-32		1 NCAA, 1 WNIT

DORE NOTES

SCORING STREAKS

A pair of Dores enter Sunday's contest on a double-digit scoring streak. Sophomore Khamil Pierre has registered 10-plus points in 17-straight games, while senior Ilyana Moore has scored double figures in eight-consecutive contests.

Pierre's streak is the longest for a Commodore since 2013-14 when Christina Foggie registered double-digit points in 19-straight games. Pierre's 17-straight games with 10 or more points are tied for the sixth-longest double-digit scoring streak by a Dore since 1999-00.

WINNING AT HOME

The Commodores come into Sunday on an 11-game home winning streak, which began with last season's 72-55 win over Georgia on March 2, 2024. The Dores have won all 10 games they've played at home this season.

KHAMIL AMONG THE NATION'S BEST

Sophomore Khamil Pierre enters the weekend ranked second all of NCAA Division I in field goals made with 129. The 6-2 forward ranks third nationally in both steals (52) and double-doubles (10), fourth in steals per game (3.71), sixth in scoring (23.1 ppg), and eighth in rebounding (10.9 rpg). She is the only NCAA Division I player to rank in the top 10 in scoring, rebounding, and steals.

BLAKES LEADING THE FRESHMEN

First-year guard Mikayla Blakes is making an early case for national freshman of the year consideration. The 5-8 guard leads all NCAA Division I freshmen in scoring (20.3 ppg), points scored (305), steals (41), and steals per game (2.73), and she was the first freshman in NCAA Division I to hit the 100-, 200-, and 300-point marks this season.

Additionally, the guard ranks inside the top 10 among all freshmen in the country in field goals made (2nd; 105), free throw percentage (2nd; 85.9), field goal percentage (7th; 45.7), and assists (8th; 54). Blakes is the only player to rank in the top 10 freshmen nationally in points scored, total assists, and total steals.

The Somerset, New Jersey, native has won SEC Freshman of the Week three times. Blakes and Georgia Tech's Dani Carnegie are the only Power 4 players to win their conference's weekly freshman award three or more times this season.

LENDING A HAND

The Commodores rank 14th nationally in assists per game at 18.3. Vanderbilt handed out a season-best 30 assists against Alabama A&M on Dec. 29. The Dores have dished out 20 or more assists in seven games this season.



DORE NOTES

BRINGING THE DEFENSE

Vandy has been one of the best defensive teams in the nation through the two months of the season. The Commodores rank inside the top 35 in all of NCAA Division I in turnover margin (6th; 11.13), turnovers forced per game (12th; 24.27), and points allowed (58th; 57.3).

Vanderbilt has forced teams into 20 or more turnovers in all but two games this season. Vandy's season-high 36 turnovers forced vs. Evansville on Dec. 14 is tied for the seventh-most in a game in program history.

PIERRE'S FOUR-GAME DOUBLE-DOUBLE STREAK COMES TO AN END

Sophomore Khamil Pierre had her four-game double-double streak come to an end against Alabama A&M on Dec. 29. It is tied for the second-longest double-double streak at Vanderbilt since 1999-00 with Mariella Fasoula, who had four in a row in 2019-20. Current Vanderbilt assistant coach Ashley Earley's six-straight double-doubles in 2004-05 is the longest streak since 1999-00.

MOORE CLIMBING UP VANDY'S ALL-TIME SCORING LIST

Senior Iyana Moore has scored 1,087 points at Vanderbilt, which puts her at No. 32 on the school's all-time scoring list. Moore is five points behind Dee Davis (1,092 points) for 31st on the list, six points behind Ashley McElhiney (1,093 points) for 30th.

DYNAMIC DUO

Sophomore Khamil Pierre and freshman Mikayla Blakes are the only pair of teammates in all of NCAA Division I to average over 20.0 points per game. Pierre enters the weekend ranked sixth nationally at 23.1 points per contest, while Blakes' 20.3 points per contest is 16th in the nation and the highest scoring average by a freshman in NCAA Division I this season. Combined, Pierre and Blakes are averaging a combined 43.4 points per game this season.

2024-25 GAME-BY-GAME STARTERS

Team	G	G	G	F	F	Result
Lipscomb	Blakes	Moore	Nwaba	Oliver	Pierre	W, 102-50
Austin Peay	Blakes	Moore	Nwaba	Oliver	Pierre	W, 93-37
at South Florida	Blakes	Greene	Nwaba	Oliver	Pierre	W, 62-49
Butler	Blakes	Greene	Nwaba	Oliver	Pierre	W, 81-52
Hampton	Blakes	Moore	Nwaba	Oliver	Pierre	W, 94-46
Samford	Blakes	Moore	Nwaba	Oliver	Pierre	W, 104-59
vs. Arizona	Blakes	Greene	Moore	Oliver	Pierre	W, 71-60
vs. Michigan State	Blakes	Greene	Moore	Oliver	Pierre	L, 78-70
Appalachian State	Blakes	Moore	Nwaba	Oliver	Mitchell	W, 94-40
at Miami	Blakes	Moore	Nwaba	Oliver	Pierre	W, 88-70
Evansville	Blakes	Moore	Nwaba	Oliver	Pierre	W, 106-40
at Dayton	Blakes	Moore	Nwaba	Oliver	Pierre	W, 80-66
West Georgia	Blakes	Moore	Nwaba	Oliver	Pierre	W, 103-68
Alabama A&M	Blakes	Moore	Nwaba	Oliver	Pierre	W, 93-64
Georgia	Blakes	Moore	Nwaba	Oliver	Pierre	W, 108-82

LINEUP RECORDS

Blakes/Moore/Nwaba/Oliver/Pierre	9-0
Blakes/Greene/Nwaba/Oliver/Pierre	2-0
Blakes/Moore/Nwaba/Oliver/Pierre	1-0
Blakes/Moore/Nwaba/Oliver/Mitchell	1-0
Blakes/Greene/Moore/Oliver/Pierre	1-1

STAT SUPERLATIVES

MOST GAMES PLAYED

128, JORDYN OLIVER*

MOST GAMES PLAYED AT VANDY

99, SACHA WASHINGTON

MOST GAMES STARTED

94, LEILANI KAPINUS*

MOST GAMES STARTED AT VANDY

76, SACHA WASHINGTON

MOST CONSECUTIVE GAMES PLAYED

34, JORDYN OLIVER

MOST CONSECUTIVE GAMES STARTED

15, MIKAYLA BLAKES/JORDYN OLIVER

GAMES W/ DOUBLE-DIGIT POINTS

2024-25 CAREER

KHAMIL PIERRE	14	28
MIKAYLA BLAKES	14	14
IYANA MOORE	11	55
MADISON GREENE	8	11
LEILANI KAPINUS*	3	62
JANE NWABA*	2	38
AIYANA MITCHELL	2	2
JORDYN OLIVER*	1	11
AGA MAKURAT	1	4
SACHA WASHINGTON	--	50
JUSTINE PISSOTT*	--	8
JADA BROWN	--	2

GAMES W/ DOUBLE-DIGIT REBOUNDS

2024-25 CAREER

KHAMIL PIERRE	10	14
LEILANI KAPINUS*	2	16
JORDYN OLIVER*	1	4
SACHA WASHINGTON	--	27
JANE NWABA*	--	14

DOUBLE-DOUBLES

2024-25 CAREER

KHAMIL PIERRE	10	14
LEILANI KAPINUS*	2	14
JORDYN OLIVER*	1	4
SACHA WASHINGTON	--	22
JANE NWABA*	--	11

20-PLUS POINT GAMES

2024-25 CAREER

KHAMIL PIERRE	9	10
MIKAYLA BLAKES	9	9
MADISON GREENE	1	1
IYANA MOORE	--	13
SACHA WASHINGTON	--	6
LEILANI KAPINUS*	--	6
JANE NWABA*	--	1

30-PLUS POINT GAMES

2024-25 CAREER

KHAMIL PIERRE	1	1
MIKAYLA BLAKES	1	1
IYANA MOORE	--	2
SACHA WASHINGTON	--	1

40-PLUS POINT GAMES

2024-25 CAREER

KHAMIL PIERRE	1	1
---------------	---	---

CURRENT DOUBLE-DIGIT SCORING STREAK

17, KHAMIL PIERRE

CONSECUTIVE GAMES W/ MADE 3-POINTER

11, IYANA MOORE

CONSECUTIVE GAMES W/ AN ASSIST

15, MIKAYLA BLAKES

CONSECUTIVE GAMES W/ A BLOCK

3, KHAMIL PIERRE

CONSECUTIVE GAMES W/ A STEAL

11, KHAMIL PIERRE

* STARTED COLLEGIATE CAREER AT ANOTHER SCHOOL





DORE NOTES

WINNING BIG

Vanderbilt holds the fifth-best margin of victory in the nation coming into the weekend. The Commodores have been beating teams by an average of 32.6 points per game this season. Vandy has posted six wins of 45-plus points through the first 15 games of the 2024-25 season.

DOUBLE-DOUBLE MACHINE

Khamil Pierre is third in NCAA Division I with 10 double-doubles entering the weekend. She is one of four players nationally to collect 10 or more double-doubles during the 2024-25 season. Pierre's 10 double-doubles this season are the fifth-most in a single-season in program history. The school record is 14 double-doubles collected by current assistant coach Ashley Earley in the 2004-05 season.

HISTORIC START FOR BLAKES

Freshman Mikayla Blakes scored 10-plus points in each of her first 13 games to begin her Vanderbilt career, ending on Dec. 29 vs. Alabama A&M. She is the first Dore since at least 1999-00 to open their Vandy career with 13-straight games with 10-plus points. Additionally, it is the fourth-longest double-digit scoring streak to begin a season in school history.

KHAMIL'S PUTTING UP ELITE NUMBERS

Sophomore Khamil Pierre is the only NCAA Division I player to average over 23.0 points and 10.5 rebounds this season. The 6-2 forward is putting up a team-best 23.1 points per game and 10.9 rebounds per contest. Her 10 double-doubles this season are the third-most in the nation.

Pierre currently leads the SEC in field goals made (140), steals (52), and steals per game (3.71). She ranks in the top three in the conference in double-doubles (2nd; 10), points per game (3rd; 23.1), rebounds (5th; 1153), rebounds per game (8th; 10.9), points scored (8th; 323), and field goal percentage (4th; 59.1).

KHAMIL EARNS HER SECOND SEC PLAYER OF THE WEEK HONOR

Sophomore Khamil Pierre was named SEC Player of the Week for the second time this season on Dec. 17. The 6-2 forward averaged an SEC-best 42.0 points, 18.0 points, and 8.0 steals this week, as Pierre set the Vanderbilt women's basketball single-game scoring record with a 42-point performance against Evansville in a 106-40 win on Dec. 16. It is Pierre's second SEC Player of the Week selection of her career, as she previously earned the distinction on Nov. 26 of this season. She is the first player since Cija Harbison in 2022-23 to be named SEC Player of the Week multiple times in a season. Pierre also becomes the fifth Commodore to earn multiple SEC Player of the Week honors. Overall, it is Pierre's seventh SEC weekly honor, as she was named SEC Freshman of the Week a program-record five times during the 2023-24 campaign.

PIERRE HAULING IN THE AWARDS

The U.S. Basketball Writers Association (USBWA) named Vanderbilt women's basketball sophomore Khamil Pierre as one of five USBWA Ann Meyers Drysdale National Players of the Week.

It is the first USBWA Ann Meyers Drysdale National Players of the Week selection for Pierre. Additionally, she was also selected as this week's runner-up for the Associate Press National Player of the Week and was named the Tennessee Sports Writers Association (TSWA) Women's Basketball Player of the Week.

MADDIE'S HOMECOMING

Sophomore Madison Greene had a memorable return trip to her home state of Ohio, as she scored a career-high 25 points off the bench against at Dayton on Dec. 19. Greene is the first Dore to score at least 25 points in a reserve role since Erin Whalen's 25-point performance vs. No. 10-ranked South Carolina on Jan. 18, 2018.

MITCH'S IMPROVEMENT

Sophomore Aiyana Mitchell made her first collegiate start on Dec. 1 against Appalachian State. The 6-4 forward matched her career highs in points (10) and rebound (6) in a career-best 20 minutes of action against the Mountaineers. Mitchell is averaging a career-best 5.5 points and 3.5 rebounds through 15 games this season.

PIERRE'S 42-POINT PERFORMANCE

Khamil Pierre put on one of the most memorable performances in Vanderbilt women's basketball history in the 106-40 win over Evansville on Dec. 14. She posted 42 points, 18 rebounds, and eight steals in the win over the Purple Aces. Her 42-point performance set a new program record for most points scored in a single game, passing the previous mark of 41 points shared by Chantelle Anderson (Feb. 8, 2001) and Cija Harbison (Jan. 29, 2023).

The 6-2 forward started her day with a bang against the Purple Aces, scoring 20 points in the first quarter. Pierre's performance in the opening frame on Saturday marked the most points scored by a Commodore in the first quarter in program history. Additionally, Pierre ties Marnelle Garraud's program record for most points scored in any quarter, which was set on Jan. 16, 2023, in the fourth quarter at Arkansas.

Her 19 made field goals tie the program record for more field goals made in a game in Vanderbilt history, tying Anderson's 19 made field goals in her 40-point performance vs. Portland State. The 19 made field goals are also the sixth-most in SEC history.

The 42 points scored are the most in an NCAA Division I game this season. It is also tied for the most points scored by an SEC player since the 2020-21 season.

KHAMIL COMING UP ACES AGAINST EVANSVILLE

The 42 points, 18 rebounds, and eight steals for Khamil Pierre against Evansville establish new career highs in each category. Her combined 60 points and rebounds are the most collected by a Vanderbilt women's basketball player in a game in program history. Her 42-point performance last Saturday also extended her career-long double-digit scoring streak to 13 games dating back to last season. She also collected her eighth double-double of the season, which is tied for the sixth-most in a season since 1999-00.

Pierre is the fifth NCAA Division I women's basketball player since 1999-00 to have a game stat line of 40-plus points, 15-plus rebounds, and 5-plus steals, and she is the first player to accomplish the feat since the 2013-14 season. Pierre is the fifth Commodore since 1999-00 to have a game with 30-plus points and 10-plus rebounds.

BLAKES WINS THIRD SEC FRESHMAN OF THE WEEK

The SEC announced on Dec. 10 that Vanderbilt women's basketball guard Mikayla Blakes has been named the SEC Freshman of the Week for the third time this season. The guard scored 26 points at Miami on Dec. 4 to help the Dore register an 88-70 win in their only game last week. Her 26 points against the Hurricanes were the most points scored by an SEC freshman that week. Additionally, her 26-point outing against the Canes marked the third-most points scored by a Vanderbilt freshman in a true road contest in program history and ranks as the 12th-most scored in a contest by a Commodore frosh.

SETTING QUARTER RECORDS

Vanderbilt outscored Appalachian State 33-2 in the first quarter en route to a 94-40 win on Dec. 1. The two points scored against the Commodores were the fewest points the program has allowed in any quarter in school history. The plus-31-point advantage at the end of the quarter marked the largest scoring margin in a single quarter in program history. The NCAA moved women's basketball from two halves to four quarters prior to the start of the 2015-16 season.

MIXING AND MATCHING

Vanderbilt used its fourth different starting lineup in the Dec. 1 win over Appalachian State, as graduate student Jane Nwaba returned to the starting five and sophomore Aiyana Mitchell made her first career start. Mitchell makes the seventh different Commodore to record a start through the season's first 10 games.

BLAKES' CONTRIBUTIONS

Freshman Mikayla Blakes scored 22 points and dished out a career-high eight assists vs. Hampton on Nov. 20. She scored or had an assist on a total of 41 points against Lady Pirates, contributing to 44 percent of Vanderbilt's 94 points scored. Her career-best eight assists against Hampton on are the most by the second-most by an SEC freshman this season.





DORE NOTES

DOUBLE-DOUBLE DUO

Sophomore Khamil Pierre and graduate student Leilani Kapinus became the first set of Commodore teammates to record a double-double in the same game this season the win over Samford on Nov. 22. Pierre registered 21 points and 12 rebounds to post her fifth double-double of the season, while Kapinus collected 11 points and 10 rebounds to record her first at Vanderbilt. It is the first time since March 7, 2024, that two Vanderbilt players posted a double-double in the same game, as Pierre and Sacha Washington accomplished the feat against Florida in the second round of the 2024 SEC Tournament.

PIERRE NAMED SEC PLAYER OF THE WEEK

Sophomore Khamil Pierre was named SEC Player of the Week for the first time in her career on Nov. 26. She averaged 18.0 points, 12.0 rebounds, and 3.5 steals in a pair of home wins over Hampton (Nov. 20) and Samford (Nov. 22). The two double-doubles pushed her season total to an NCAA-best five. Her 17 made field goals were the second-most during the week, as she shot 56.7 percent from the field. Pierre's 12.0 rebounds per game average was second-highest in the SEC last week. She scored double-digit points in both contests this week to extend her career-best double-digit scoring average to nine games dating back to last season. The sophomore is one of four NCAA Division I players who have posted a double-double in all but one game their team has played this season, while she is one of seven players in the nation averaging at least 19.0 points and 11.0 rebounds.

BLAKES PICKS UP HER SECOND SEC FRESHMAN OF THE WEEK AWARD

Mikayla Blakes was named SEC Freshman of the Week for the second-straight week on Nov. 26. Blakes averaged 18.0 points and led all SEC freshmen at 6.5 assists per game last week. The guard contributed 33.0 points per game between points and assists in a pair of Vandy wins. Her career-high eight assists against Hampton on Nov. 20 were the most by an SEC player this week and the second-most by an SEC freshman this season. The guard was extremely efficient from the field, shooting 53.8 percent (14-of-26). She leads all SEC freshmen in scoring at 20.0 points per game. Blakes is the first Vanderbilt freshman since 2009-10 to score 14 or more points and have two or more steals in each of their first six games.

BLAKES EARNS HER FIRST SEC FRESHMAN OF THE WEEK HONOR

Mikayla Blakes earned the first SEC weekly honor of her career, as she was named the SEC Freshman of the Week on Tuesday. The Somerset, New Jersey, native led all SEC freshmen in scoring during the week, putting up 22.5 points per game in a pair of Commodore wins. She is the first Commodore to be named SEC Freshman of the Week since Khamil Pierre, who captured the award a school-record five times during the 2023-24 campaign. Blakes becomes the fifth player to win the conference's weekly freshman honor under head coach Shea Ralph, joining Pierre, Ryanne Allen, Iyana Moore, and Sacha Washington.

PIERRE'S SEASON-OPENING DOUBLE-DOUBLE STREAK

Khamil Pierre opened the 2024-25 season posting a double-double in three-straight games. She became the first Commodore since Koi Love in 2020-21 to open a season collecting three-straight double-doubles.

GREENE MAKING THE MOST OF HER FIRST START

Sophomore Madison Greene shined in her first career start at Vanderbilt in the 62-49 win at South Florida on Nov. 14. The guard was inserted into the lineup with senior Iyana Moore battling back spasms and turned in a season-high 15 points. Greene hit a career-best five 3-point field goals against the Bulldogs. She is the first Commodore to hit five 3-pointers in a game since Justine Pissott against Dayton on Dec. 20, 2023.

SEASON-OPENING DOUBLE-DOUBLE FOR KHAMIL

Khamil Pierre got her sophomore campaign started in a big way, as the 6-2 forward scored 25 points and pulled down 14 rebounds in the season-opening win over Lipscomb. It was the first time that a Commodore posted a double-double in a season opener since Koi Love's 24-point, 10-rebound performance at Little Rock in the first game of the 2020-21 season. It is Pierre's fifth career double-double, while she extended her double-digit scoring streak to four games dating back to last season.

A REMARKABLE DEBUT

Freshman Mikayla Blakes put on a spectacular showing in her Vanderbilt debut this past Monday, as she recorded 23 points, five assists, and five rebounds to go along with a pair of steals. She is the first Commodore to score 23 or more points in their debut game since Rebekah Dahlman's 23-point outing in her debut on Nov. 11, 2013, against Appalachian State.

GREENE'S RETURN

Madison Greene had a standout return to the court after missing the final 22 games last season. Greene recorded 14 points in 28 minutes off the bench in the season opener vs. Lipscomb on Nov. 4. She also established new career highs in steals (6), assists (4), and field goals made (6) in her return against the Bisons.

100-POINT BREAKOUT IN THE SEASON OPENER

Vanderbilt scored 100-plus points in a game for the first time since putting up 106 points in a 106-55 win at Tennessee State on Nov. 25, 2019. It was the first time under head coach Shea Ralph that the Commodores have tallied 100 or more points in a game. It was also the first time that Vandy scored 100-plus points at Memorial Gym since they knocked off Quinnipiac, 111-53, on Nov. 26, 2010. It is also the 47th time that Vanderbilt women's basketball has scored 100 or more points in a game in program history.

RETURNING FIRE POWER

Vanderbilt returns 78.4 percent of its scoring from last season as the Commodores bring back nine players from the 2023-24 roster. The group of returnees includes five players who started 10 or more games for the Dores a year ago, four of which started for Vandy during last year's NCAA Tournament run.

EXPERIENCED ROSTER

Vanderbilt is one of the most experienced teams in the SEC this season, as they have four players who have played in 90-plus games during their college career. That list includes Jordyn Oliver (114), Jane Nwaba (106), Sacha Washington (99), and Leilani KAPINUS (95). The Commodores are one of four SEC teams that have four or more players who have played in 90 more collegiate games.

WATCH OUT FOR WASHINGTON

Senior Sacha Washington was among 20 players named to the 2025 Cheryl Miller Award preseason watchlist, which goes to the nation's top small forward. Washington is the first Commodore to be considered for the Miller Award. The Lawrenceville, Georgia, native had a career year in 2023-24, as she averaged a personal-best 12.1 points and 7.9 rebounds per game. She shot 52.6 percent from the floor, had a team-best 44 blocks, and started in all 33 contests. The 6-2 forward scored double-digits in 18 games, which included a career-high 33 points against Louisiana Tech. She pulled down 10 or more rebounds in 10 contests and had nine double-doubles last season.

ONE OF THE SEC'S BEST

Senior Sacha Washington, 2024-25 season, is one of two SEC players who have collected over 1,000 points, 700 rebounds, and 100 blocks in their career, joined by Ole Miss' Madison Scott. Washington became the 41st Commodore to score 1,000 career points during Vanderbilt's NCAA Tournament run last season. She comes into the year having amassed 1,008 points, 720 rebounds, 108 blocks, and 105 assists in 99 career games.

A TANGIBLE IMPROVEMENT

Vanderbilt's 23 wins this season marks an 11-win improvement from last year's win total of 12. It was tied for the largest improvement in win total from year-to-year in program history, matching the 1983-84 team.

SEC PROJECTIONS

Vanderbilt will be out to prove the preseason prognosticators wrong this year once again. The Commodores were selected to finish 10th in the SEC Preseason Media Poll and 12th in the SEC Coaches Poll. Vandy has finished better than projected in the preseason polls each year under head coach Shea Ralph. Last season, the Dores were picked to finish 13th in the preseason coaches poll and 14th in the preseason media poll, then went 9-7 in SEC games last season to finish in sixth place.





STATISTICAL RANKINGS

Statistic	RANKING (as of 12.31)		
	NCAA	SEC	Value
Assist/Turnover Ratio (353 ranked)	11	2	1.44
Assists Per Game (353 ranked)	14	3	18.9
Bench Points Per Game (353 ranked)	75	10	24.3
Blocks Per Game (353 ranked)	127	13	3.4
Field Goal Percentage (353 ranked)	26	7	47.1
Field Goal Percentage Defense (353 ranked)	118	13	38.7
Fouls Per Game (353 ranked)	55	3	14.7
Free Throw Attempts Per Game (353 ranked)	81	10	18.80
Free Throw Percentage (353 ranked)	28	3	77.3
Free Throws Made Per Game (353 ranked)	31	4	14.53
Rebound Margin (353 ranked)	28	8	9.1
Rebounds (Defensive) Per Game (353 ranked)	159	12	25.5
Rebounds (Offensive) Per Game (353 ranked)	6	3	17.7
Rebounds Per Game (348 ranked)	20	5	43.20
Scoring Defense (353 ranked)	58	7	57.3
Scoring Margin (349 ranked)	5	4	32.6
Scoring Offense (353 ranked)	7	5	89.9
Steals Per Game (353 ranked)	8	2	13.9
Three Point Attempts Per Game (353 ranked)	90	6	22.3
Three Point Percentage (353 ranked)	141	10	31.9
Three Point Percentage Defense (353 ranked)	57	5	26.9
Three Pointers Per Game (353 ranked)	103	7	7.1
Turnover Margin (353 ranked)	6	4	11.13
Turnovers Forced Per Game (353 ranked)	12	4	24.27
Turnovers Per Game (353 ranked)	28	4	13.1
Winning Percentage (350 ranked)	8	3	93.3

Individual	RANKING (as of 12.31)		
	NCAA	SEC	Value
Mikayla Blakes			
Assists/Turnover Ratio	125	13	1.69
Assists	113	13	54
Assists Per Game	181	15	3.6
Field Goal Attempts	15	4	230
Field Goal Percentage	162	18	45.7
Field Goals Made	18	6	105
Free Throw Attempts	56	5	71
Free Throw Percentage	49	5	85.9
Free Throw Made	32	3	61
Points Scored	10	4	305
Points Per Game	17	4	20.3
Steals	20	4	41
Steals Per Game	4	1	3.71
Three Point Attempts	16	2	107
Three Point Percentage	175	14	31.8
Three Pointers Made	46	4	34
Three Pointers Per Game	131	14	2.14

Khamil Pierre			
Double Doubles	3	2	10
Field Goal Attempts	12	3	237
Field Goal Percentage	21	4	59.1
Field Goals	2	1	140
Free Throw Attempts	95	10	64
Free Throws Made	135	13	43
Points Scored	8	2	323
Points Per Game	6	3	23.1
Rebounds	5	2	153
Offensive Rebounds Per Game	15	2	4.4
Rebounds Per Game	8	2	10.9
Steals	3	1	52
Steals Per Game	4	1	3.71

Leilani Kapinus			
Steals Per Game	233	12	1.86

Iyana Moore			
Three Pointers Attempts	92	9	85
Three Point Percentage	175	14	31.8
Three Pointers Made	92	11	30
Three Pointers Per Game	131	14	2.14

Jordyn Oliver			
Assists/Turnover Ratio	14	4	2.86
Assists	81	11	60
Assists Per Game	123	11	4.0

SEC PLAYER OF THE WEEK

Week	Player
11-12	Raegen Beers, Okla.
11-19	Talaysia Cooper, Tenn.
11-26	Khamil Pierre, Vandy
12-03	Aneesha Morrow, LSU
	Payton Verhulst, Okla.
12-10	Izzy Higginbottom, Ark.
	Mikaylah Williams, Tenn.
12-17	Khamil Pierre, Vandy

Week	Player
11-12	Clara Silva, UK
11-19	Mikayla Blakes, Vandy
11-26	Mikayla Blakes, Vandy
	Sira Thienou, Ole Miss
12-03	Joyce Edwards, SC
	Justice Carlton, Texas
12-10	Mikayla Blakes, Vandy
	Syriah Daniels, Auburn

LEADERS & MISCELLANEOUS STATS

Leading Scorer - Season Khamil Pierre - 23.1 ppg	40-Pt Scoring Games Khamil Pierre - 1	Largest Margin of Victory 66 pts - 106-40 vs. Evansville (12/14/24)
Leader in FG% - Season Khamil Pierre - 59.1% (140-237)	Ind. High Points - Game 42 pts - Khamil Pierre vs. Evansville (12/14/24)	Largest Halftime Lead 38 pts - 58-20 vs. Evansville (12/14/24)
Leader in FT% - Season Mikayla Blakes - 85.9% (61-71)	Ind. High Rebounds - Game 18 reb - Khamil Pierre vs. Evansville (12/14/24)	Largest Halftime Deficit 2 pts - 29-27 vs. Michigan State (11/27/24)
Leader in 3-PFG% - Season Iyana Moore - 35.3% (30-85)	Ind. High FTM - Game 8 FTM - Madison Greene at Dayton (12/19/24)	Largest Vandy Lead 68 pts - 106-38 vs. Evansville (12/14/24)
Leader in 3-PPGM - Season Mikayla Blakes - 34 3PPGM	Ind. High 3-Pt FGM - Game 5 3PM - Madison Greene at South Florida (11/14/24)	Largest Vandy Deficit 11 pts - 73-62 vs. Michigan State (11/27/24)
Leading Rebounder - Season Khamil Pierre - 10.9 rpg	Leader in Assists - Season Jordyn Oliver - 4.0 apg	Longest Scoring Run 26-0 vs. Hampton (11/20/24)
Leader in Assists - Season Jordyn Oliver - 4.0 apg	Leader in Steals - Season Khamil Pierre - 3.7 spg	Longest Opp. Scoring Run 12-0 - vs. Georgia (01/02/25)
Leader in Steals - Season Khamil Pierre - 3.7 spg	Leader in Blocks - Season Leilani Kapinus - 0.5 bpg	Largest 1st Half Deficit in a Win 7 pts - 7-0 at Dayton (12/19/24)
Leader in Blocks - Season Leilani Kapinus - 0.5 bpg	20-Pt Scoring Games Mikayla Blakes - 9 Khamil Pierre - 9 Madison Greene - 1	Largest 2nd Half Deficit in a Win --
30-Pt Scoring Games Mikayla Blakes - 1	Ind. High Steals - Game 8 - Khamil Pierre vs. Evansville (12/14/24)	

SCORING HIGH-LOW QUARTERS

Most 1st Quarter Points Scored 34, vs. Evansville - 12.14.24	Most 1st Quarter Points Allowed 23, vs. Samford - 11.22.24
Most 1st Quarter Points Scored (SEC Games) 26, vs. Georgia - 01.02.25	Most 1st Quarter Points Allowed (SEC Games) 13, vs. Georgia - 01.02.25
Fewest 1st Quarter Points Scored 15, vs. Arizona - 11.26.24	Fewest 1st Quarter Points Allowed 2, vs. Appalachian State - 12.1.24
Fewest 1st Quarter Points Scored (SEC Games) 26, vs. Georgia - 01.02.25	Fewest 1st Quarter Points Allowed (SEC Games) 13, vs. Georgia - 01.02.25
Most 2nd Quarter Points Scored 35, vs. West Georgia - 12.21.24	Most 2nd Quarter Points Allowed 24, at Dayton - 12.14.24
Most 2nd Quarter Points Scored (SEC Games) 24, vs. Georgia - 01.02.25	Most 2nd Quarter Points Allowed (SEC Games) 16, vs. Georgia - 01.02.25
Fewest 2nd Quarter Points Scored 8, vs. Michigan State - 11.27.24	Fewest 2nd Quarter Points Allowed 7, vs. Hampton - 11.20.24
Fewest 2nd Quarter Points Scored (SEC Games) 24, vs. Georgia - 01.02.25	Fewest 2nd Quarter Points Allowed (SEC Games) 16, vs. Georgia - 01.02.25
Most 3rd Quarter Points Scored 28 (2x), vs. Evansville - 12.14.24	Most 3rd Quarter Points Allowed 28, vs. Georgia - 01.02.25
Most 3rd Quarter Points Scored (SEC Games) 29, vs. Georgia - 01.02.25	Most 3rd Quarter Points Allowed (SEC Games) 28, vs. Georgia - 01.02.25
Fewest 3rd Quarter Points Scored 13, at Dayton - 12.14.24	Fewest 3rd Quarter Points Allowed 4 (2x), vs. Hampton - 11.20.24
Fewest 3rd Quarter Points Scored (SEC Games) 29, vs. Georgia - 01.02.25	Fewest 3rd Quarter Points Allowed (SEC Games) 28, vs. Georgia - 01.02.25
Most 4th Quarter Points Scored 38, vs. Samford - 11.22.24	Most 4th Quarter Points Allowed 33, vs. Michigan State - 11.27.24
Most 4th Quarter Points Scored (SEC Games) 29, vs. Georgia - 01.02.25	Most 4th Quarter Points Allowed (SEC Games) 25, vs. Georgia - 01.02.25
Fewest 4th Quarter Points Scored 8, at South Florida - 11.14.24	Fewest 4th Quarter Points Allowed 7, vs. Austin Peay - 11.8.24
Fewest 4th Quarter Points Scored (SEC Games) 29, vs. Georgia - 01.02.25	Fewest 4th Quarter Points Allowed (SEC Games) 25, vs. Georgia - 01.02.25



2024-25 OVERALL STATS

Game Records

Record	Overall	Home	Away	Neutral
ALL GAMES	14-1	10-0	3-0	1-1
CONFERENCE	1-0	1-0	0-0	0-0
NON-CONFERENCE	13-1	9-0	3-0	1-1

Score by Periods

Team	1st	2nd	3rd	4th	OT	TOT
Vanderbilt	364	319	334	332	0	1349
Opponents	206	183	240	231	0	860

Team Box Score

No.	Player				Total			3-Point			F-Throw		Rebounds									
		GP-GS	MIN	AVG	FG-FGA	FG%	3FG-3FGA	3FG%	FT-FTA	FT%	OFF	DEF	TOT	AVG	PF	DQ	A	TO	BLK	STL	PTS	AVG
12	PIERRE, Khamil	14-14	389:09	27.8	140-237	.591	0-4	.000	43-64	.672	62	91	153	10.9	39	1	27	21	4	52	323	23.1
1	BLAKES, Mikayla	15-15	417:10	27.8	105-230	.457	34-107	.318	61-71	.859	19	21	40	2.7	32	0	54	32	4	41	305	20.3
23	MOORE, Iyana	14-13	408:09	29.2	60-163	.368	30-85	.353	24-31	.774	11	29	40	2.9	29	0	41	35	4	10	174	12.4
4	GREENE, Madison	15-4	357:04	23.8	48-108	.444	14-39	.359	32-36	.889	13	32	45	3.0	25	0	27	31	1	24	142	9.5
10	NWABA, Jane	15-13	246:37	16.4	33-64	.516	8-23	.348	14-16	.875	16	22	38	2.5	16	0	19	12	7	11	88	5.9
14	MITCHELL, Aiyana	15-1	182:04	12.1	33-55	.600	0-0	.000	16-25	.640	25	28	53	3.5	23	0	4	10	8	10	82	5.5
5	KAPINUS, Leilani	14-0	262:45	18.8	28-63	.444	5-19	.263	14-19	.737	25	25	50	3.6	23	0	30	16	8	26	75	5.4
11	OLIVER, Jordyn	15-15	428:14	28.5	29-63	.460	0-0	.000	7-8	.875	36	49	85	5.7	17	0	60	21	8	22	65	4.3
24	MAKURAT, Aga	10-0	129:03	12.9	14-48	.292	9-37	.243	1-1	1.000	7	20	27	2.7	3	0	9	7	5	3	38	3.8
13	PISSOTT, Justine	9-0	78:13	8.7	9-27	.333	5-17	.294	2-4	.500	7	15	22	2.4	5	0	3	2	0	3	25	2.8
30	WILSON, Trinity	8-0	42:00	5.3	8-21	.381	0-0	.000	1-3	.333	5	9	14	1.8	2	0	5	2	2	0	17	2.1
2	BROWN, Jada	10-0	59:32	6.0	5-9	.556	2-4	.500	3-4	.750	4	7	11	1.1	7	0	5	4	0	6	15	1.5
Team											36	34	70					4				
Total		15	3000		512-1088	.471	107-335	.319	218-282	.773	266	382	648	43.2	221	1	284	197	51	208	1349	89.9
Opponents		15	3000		333-860	.387	78-290	.269	116-178	.652	171	341	512	34.1	263	3	184	364	40	106	860	57.3

Team Statistics

	VU	OPP
Scoring	1349	860
Points per game	89.9	57.3
Scoring margin	+32.6	-
Field goals-att	512-1088	333-860
Field goal pct	.471	.387
3 point fg-att	107-335	78-290
3-point FG pct	.319	.269
3-pt FG made per game	7.1	5.2
Free throws-att	218-282	116-178
Free throw pct	.773	.652
F-Throws made per game	14.5	7.7
Rebounds	648	512
Rebounds per game	43.2	34.1
Rebounding margin	+9.1	-
Assists	284	184
Assists per game	18.9	12.3
Turnovers	197	364
Turnovers per game	13.1	24.3
Turnover margin	+11.1	-
Assist/turnover ratio	1.4	0.5
Steals	208	106
Steals per game	13.9	7.1
Blocks	51	40
Blocks per game	3.4	2.7
Winning streak	7	-
Home win streak	10	-
Attendance	29152	6345
Home games-Avg/Game	10-2915	3-2115
Neutral site-Avg/Game	-	2-533

Team Results

Date	Opponent		Score	Att.
11/04/2024	Lipscomb	W	102-50	5282
11/08/2024	Austin Peay	W	93-37	2343
11/14/2024	at South Fla.	W	62-49	2606
11/17/2024	Butler	W	81-52	2615
11/20/2024	Hampton	W	94-45	2353
11/22/2024	Samford	W	104-59	2524
11/26/2024	vs Arizona	W	71-60	450
11/27/2024	vs Michigan St.	L	70-78	615
12/01/2024	App State	W	94-40	2621
12/04/2024	at Miami (FL)	W	88-70	2107
12/14/2024	Evansville	W	106-40	2599
12/19/2024	at Dayton	W	80-66	1632
12/21/2024	West Ga.	W	103-68	2634
12/29/2024	Alabama A&M	W	93-64	3061
01/02/2025	Georgia	W	108-82	3120



2024-25 SEC STATS

Game Records

Record	Overall	Home	Away	Neutral
ALL GAMES	1-0	1-0	0-0	0-0
CONFERENCE	1-0	1-0	0-0	0-0
NON-CONFERENCE	0-0	0-0	0-0	0-0

Score by Periods

Team	1st	2nd	3rd	4th	OT	TOT
Vanderbilt	26	24	29	29	0	108
Opponents	13	16	28	25	0	82

Team Box Score

No.	Player				Total		3-Point		F-Throw		Rebounds											
		GP-GS	MIN	AVG	FG-FGA	FG%	3FG-3FGA	3FG%	FT-FTA	FT%	OFF	DEF	TOT	AVG	PF	DQ	A	TO	BLK	STL	PTS	AVG
1	BLAKES, Mikayla	1-1	32:42	32.7	9-20	.450	5-9	.556	13-14	.929	2	1	3	3.0	3	0	5	0	1	1	36	36.0
12	PIERRE, Khamil	1-1	29:55	29.9	11-20	.550	0-2	.000	6-7	.857	1	7	8	8.0	4	0	2	0	1	1	28	28.0
23	MOORE, Iyana	1-1	35:22	35.4	5-10	.500	3-6	.500	3-3	1.000	2	1	3	3.0	3	0	4	2	2	0	16	16.0
10	NWABA, Jane	1-1	26:49	26.8	3-8	.375	2-4	.500	2-2	1.000	1	3	4	4.0	2	0	4	2	0	0	10	10.0
4	GREENE, Madison	1-0	19:24	19.4	2-6	.333	1-2	.500	5-5	1.000	0	1	1	1.0	0	0	1	2	0	0	10	10.0
11	OLIVER, Jordyn	1-1	38:13	38.2	2-2	1.000	0-0	.000	0-0	.000	3	7	10	10.0	2	0	11	1	1	1	4	4.0
14	MITCHELL, Aiyana	1-0	12:02	12.0	2-3	.667	0-0	.000	0-0	.000	0	4	4	4.0	4	0	0	0	1	2	4	4.0
5	KAPINUS, Leilani	1-0	05:33	5.6	0-2	.000	0-2	.000	0-0	.000	1	0	1	1.0	0	0	0	1	0	0	0	0.0
Team												1	1									
Total		1	200		34-71	.479	11-25	.440	29-31	.935	10	25	35	35.0	18	0	27	8	6	5	108	108.0
Opponents		1	200		32-69	.464	4-17	.235	14-20	.700	17	27	44	44.0	22	1	17	18	1	4	82	82.0

Team Statistics

	VU	OPP
Scoring	108	82
Points per game	108.0	82.0
Scoring margin	+26.0	-
Field goals-att	34-71	32-69
Field goal pct	.479	.464
3 point fg-att	11-25	4-17
3-point FG pct	.440	.235
3-pt FG made per game	11.0	4.0
Free throws-att	29-31	14-20
Free throw pct	.935	.700
F-Throws made per game	29.0	14.0
Rebounds	35	44
Rebounds per game	35.0	44.0
Rebounding margin	-9.0	-
Assists	27	17
Assists per game	27.0	17.0
Turnovers	8	18
Turnovers per game	8.0	18.0
Turnover margin	+10.0	-
Assist/turnover ratio	3.4	0.9
Steals	5	4
Steals per game	5.0	4.0
Blocks	6	1
Blocks per game	6.0	1.0
Winning streak	1	-
Home win streak	1	-
Attendance	3120	0
Home games-Avg/Game	1-3120	0-0
Neutral site-Avg/Game	-	0-0

Team Results

Date	Opponent		Score	Att.
01/02/2025	Georgia	W	108-82	3120





MEMORIAL GYMNASIUM



Memorial Gymnasium, the Southeastern Conference's most historic venue for college basketball, serves as the home court for the Vanderbilt Commodores. Dedicated in 1952 as a memorial to all Vanderbilt men and women who served in World War II, the arena was built as a combination gymnasium and concert hall by the late master architect Edwin Keeble.

Decades later, the unique style of Memorial Gym—with its benches on the baselines, a playing court that sits above portions of the crowd and deafening acoustics—continues to make the Commodores' home a dreaded stop for opponents. "Memorial Magic," with its capacity crowds, overflowing student section and lively pep band, have assisted in numerous Commodore victories. In the stands, fans across Middle Tennessee have helped Memorial Gymnasium rank among the NCAA's Top 30 attendance leaders on numerous occasions.

Connected to the facility sits a practice gym that includes three cross-court playing floors, coaches offices, a donor room, private suites and a Hall of Champions.

In all, Memorial Gym has been expanded three times. Constructed with a seating capacity of 6,583, the University saw its first need to increase seating in 1965 with the addition of two north-side balconies. Two years later, a pair of balancing balconies were erected on the south side of the gym and dubbed "The Balconies That Clyde Lee Built."

Capacity has fluctuated throughout the history of the building. It reached its highest number of 15,646 in 1969 when 4,000 seats were added in the east and west ends. When chairback seats in the end zones and suites on the north side were installed in the late 1990s capacity lowered to 14,168. Shortly thereafter, university officials removed portions of media press row on the south side in an effort to expand the student section by nearly 150 seats. Official capacity is now 14,326.

YEAR-BY-YEAR HOME RECORD

Year	W-L
2024-25	10-0
2023-24	12-5
2022-23	9-7
2021-22	12-5
2020-21*	3-2
2019-20	10-6
2018-19	5-9
2017-18	4-11
2016-17	10-5
2015-16	10-6
2014-15	9-6
2013-14	12-5
2012-13	12-2
2011-12	18-2
2010-11	12-3
2009-10	12-4
2008-09	15-1
2007-08	13-3
2006-07	15-1
2005-06	13-3
2004-05	11-3
2003-04	11-3
2002-03	11-2
2001-02	18-1
2000-01	16-2
1999-00	11-3
1998-99	9-5
1997-98	12-2
1996-97	13-1
1995-96	13-2
1994-95	16-1
1993-94	14-2
1992-93	15-1
1991-92	13-2
1990-91	11-3
1989-90	15-2
1988-89	10-1
1987-88	12-2
1986-87	15-2
1985-86	11-3
1984-85	6-4
1983-84	9-3
1982-83	5-6
1981-82	10-4
1980-81	6-5
1979-80	6-5
1978-79	7-5
1977-78	10-2
Total.....	532-163 (.765)

Vanderbilt has ranked among the top attendance draws in women's basketball over the years. Here is a year-by-year look at VU's home attendance figures, including where the team has ranked nationally in total attendance since the 1999-00 season:

Year	Games	Total	Average	National Rank
2024-25	10	29,152	2,915	35th
2023-24	17	47,479	2,793	53rd
2022-23	16	38,640	2,415	57th
2021-22	18	31,211	1,734	51st
2020-21*	5	209	42	—
2019-20	16	37,391	2,369	54th
2018-19	14	33,129	2,366	64th
2017-18	15	42,705	2,847	45th
2016-17	15	42,685	2,846	40th
2015-16	16	46,496	2,906	37th
2014-15	15	53,280	3,552	30th
2013-14	17	66,338	3,902	25th
2012-13	14	56,309	4,022	24th
2011-12	20	82,261	4,113	23rd
2010-11	15	68,828	4,589	20th
2009-10	16	69,521	4,345	21st
2008-09	16	76,150	4,759	18th
2007-08	17	91,279	5,369	17th
2006-07	16	72,215	4,513	23rd
2005-06	16	65,693	4,106	23rd
2004-05	14	51,682	3,692	31st
2003-04	14	44,352	3,168	33rd
2002-03	13	57,709	4,439	21st
2001-02	19	90,800	4,779	16th
2000-01	18	50,650	2,814	36th
1999-00	14	44,982	3,213	30th
1998-99	14	65,046	4,646	
1997-98	14	91,056	6,504	
1996-97	14	67,967	4,854	
1995-96	15	88,151	5,877	
1994-95	17	69,788	4,105	
1993-94	14	73,686	5,253	
1992-93	14	67,871	4,848	
1991-92	15	36,266	2,418	
1990-91	14	20,205	1,443	
1989-90	17	25,887	1,522	
1988-89	11	14,265	1,297	
1987-88	13	7,324	563	
1986-87	17	12,248	721	
1985-86	14	5,750	411	
1984-85	10	4,450	445	
1983-84	12	8,664	722	
1982-83	11	6,950	632	
1981-82	14	6,310	451	
1980-81	10	2,525	253	

*Vanderbilt discontinued its 2020-21 season due to the COVID-19 pandemic

Memorial Gym Women's Basketball Crowds Over 10,000

Rank	Attendance	Opponent	Date
1.	15,317	Tennessee	1/30/1993
2.	15,311	Tennessee	2/7/1999
3.	15,187	Tennessee	2/25/1996
4.	14,848	Tennessee	2/16/1998
5.	14,316	Tennessee	2/17/2008
6.	14,168	Tennessee	2/16/2002
7.	13,227	Tennessee	12/31/1994
8.	13,127	Tennessee	1/19/2006
9.	12,645	Tennessee	1/31/1994
10.	12,417	Tennessee	1/19/1997
11.	12,131	Ohio State	1/6/1993
12.	12,034	Tennessee	2/9/2012
13.	12,009	Tennessee	1/25/2007
14.	11,401	Tennessee	2/2/2003
15.	11,386	Tennessee	2/14/2011
16.	10,561	Tennessee	2/15/2004
17.	10,154	Tennessee	1/24/2013
18.	10,149	Tennessee	2/24/2000



THE LAST TIME WHEN...

SCORING

Less than 40 pts	31 • East Tennessee St. • Johnson City, Tenn. • 12.01.22
40-49 pts	49 • Texas A&M • College Station, Texas • 02.15.24
Less than 50 pts & Won	49 • Texas A&M • College Station, Texas • 02.15.24
90-99 pts	93 • Alabama A&M • Nashville, Tenn. • 12.29.24
100+ pts (regulation)	108 • Georgia • Nashville, Tenn. • 01.02.25
100+ pts	108 • Georgia • Nashville, Tenn. • 01.02.25

OPPONENT SCORING

Less than 40 pts	37 • Austin Peay • Nashville, Tenn. • 11.08.24
40-49 pts	40 • Evansville • Nashville, Tenn. • 12.14.24
Less than 50 pts & Won	44 • East Tennessee St. • Johnson City, Tenn. • 12.01.22
90-99 pts	91 • South Carolina • Columbia, S.C. • 01.28.24
100+ pts (regulation)	106 • South Carolina • Nashville, Tenn. • 01.14.21
100+ pts	106 • South Carolina • Nashville, Tenn. • 01.14.21

FIELD GOAL PERCENTAGE

20.0%-29.9%	27.9% (19-68) • Florida • Gainesville, Fla. • 1.22.23
30.0%-39.9%	38.2% (29-76) • Dayton • Dayton, Ohio • 12.14.24
30.0%-39.9% & Won	38.2% (29-76) • Dayton • Dayton, Ohio • 12.14.24
50.0%-59.9%	56.3% (40-71) • Alabama A&M • Nashville, Tenn. • 12.29.24
60.0% or higher	69.2% (36-52) • Air Force • Nashville, Tenn. • 11.30.15

OPPONENT FIELD GOAL PERCENTAGE

20.0%-29.9%	27.8% (15-54) • Evansville • Nashville, Tenn. • 12.14.24
20.0%-29.9% & won	27.4% (17-62) • East Tenn. St. • Johnson City, Tenn. • 12.1.22
30.0%-39.9%	36.8% (25-68) • West Georgia • Nashville, Tenn. • 12.21.24
30.0%-39.9% & won	39.0% (23-59) • NC State • Raleigh, N.C. • 11.29.23
50.0%-59.9%	52.8% (28-53) • Miami • Coral Gables, Fla. • 12.04.24
60.0% or higher	66.7% (28-42) • Georgia • Nashville, Tenn. • 2.5.23

FREE THROW PERCENTAGE

Less than 50.0%	37.5% (3-8) • South Florida • Tampa, Fla. • 11.14.24
90.0%-99.9%	93.5% (29-31) • Georgia • Nashville, Tenn. • 01.02.25
1.000%	15-15 • Appalachian State • Nashville, Tenn. • 12.1.24
1.000% w/ 10 or more makes	15-15 • Appalachian State • Nashville, Tenn. • 12.1.24

OPPONENT FREE THROW PERCENTAGE

Less than 50.0%	28.6% (4-14) • Austin Peay • Nashville, Tenn. • 11.08.24
90.0%-99.9%	91.7% (11-12) • Dayton • Dayton, Ohio • 12.14.24
1.000%	3-3 • South Florida • Tampa, Fla. • 11.14.24
1.000% w/ 10 or more makes	12-12 • Texas A&M • College Station, Texas • 2.10.22

BASKETS MADE

40+ field goals made	40 • Alabama A&M • Nashville, Tenn. • 12.29.24
10-14 3-point field goals made	11 • Georgia • Nashville, Tenn. • 01.02.25
15+ 3-point field goals made	17 • Alabama State • Nashville, Tenn. • 12.28.21
Did not make a 3-pointer	0-9 • Butler • Indianapolis • 12.7.23
Made 20+ free throws	29 (29-31) • Georgia • Nashville, Tenn. • 01.02.25
Made less than five free throws	3 (3-8) • South Florida • Tampa, Fla. • 11.14.24
Made 5-10 free throws	8 (8-14) • Alabama A&M • Nashville, Tenn. • 12.29.24

OPPONENT BASKETS MADE

40+ field goals made	42 • South Carolina • Nashville, Tenn. • 1.14.21
10-14 3-point field goals made	10 • West Georgia • Nashville, Tenn. • 12.21.24
15+ 3-point field goals made	16 • Alabama • Tuscaloosa, Ala. • 2.16.23
Did not make a 3-pointer	0-8 • Ole Miss • Nashville, Tenn. • 2.20.22
Made 20+ free throws	20 (20-24) • Ole Miss • Nashville, Tenn. • 2.1.24
Made less than five free throws	4 (4-8) • Samford • Nashville, Tenn. • 11.22.24
Made 5-10 free throws	5 (5-16) • Alabama A&M • Nashville, Tenn. • 12.29.24

REBOUNDS

10-20 rebounds	20 • Georgia • Nashville, Tenn. • 2.5.23
21-29 rebounds	29 • Ole Miss • Nashville, Tenn. • 02.1.24
40-44 rebounds	41 • Alabama A&M • Nashville, Tenn. • 12.29.24
45-49 rebounds	48 • Appalachian State • Nashville, Tenn. • 12.1.24
50+ rebounds	51 • West Georgia • Nashville, Tenn. • 12.21.24
20+ rebound margin	+27 • Austin Peay • Nashville, Tenn. • 11.08.24
30+ rebound margin	+30 • Samford • Nashville, Tenn. • 11.22.24

OPPONENT REBOUNDS

20-24 rebounds	24 • Miami • Coral Gables, Fla. • 12.04.24
25-29 rebounds	26 • Samford • Nashville, Tenn. • 11.22.24
40-44 rebounds	44 • Georgia • Nashville, Tenn. • 01.02.25
45-49 rebounds	48 • Michigan State • Palm Springs, Calif. • 11.27.24
50+ rebounds	50 • NC State • Raleigh, N.C. • 11.29.23
20+ rebound margin	+22 • LSU • Nashville, Tenn. • 2.8.24

STEALS

0-5 steals	5 • Georgia • Nashville, Tenn. • 01.02.25
10-15 steals	13 • Alabama A&M • Nashville, Tenn. • 12.29.24
16-19 steals	17 • West Georgia • Nashville, Tenn. • 12.21.24
20+ steals	24 • Evansville • Nashville, Tenn. • 12.14.24

OPPONENT STEALS

0-5 steals	4 • Georgia • Nashville, Tenn. • 01.02.25
10-15 steals	14 • Michigan State • Palm Springs, Calif. • 11.27.24
15-19 steals	17 • Florida • Nashville, Tenn. • 1.7.24
20+ steals	22 • UCLA • Boston, Mass. • 11.26.95

ASSISTS

0-9 assists	6 • South Florida • Tampa, Fla. • 11.14.24
15-19 assists	18 • Dayton • Dayton, Ohio • 12.14.24
20-25 assists	23 • West Georgia • Nashville, Tenn. • 12.21.24
25-29 assists	27 • Georgia • Nashville, Tenn. • 01.02.25
30-plus assists	30 • Alabama A&M • Nashville, Tenn. • 12.29.24

OPPONENT ASSISTS

0-9 assists	8 • Evansville • Nashville, Tenn. • 12.14.24
15-19 assists	17 • Georgia • Nashville, Tenn. • 01.02.25
20-25 assists	20 • South Carolina • Columbia, S.C. • 1.28.24

TURNOVERS

5-10 turnovers	8 • Georgia • Nashville, Tenn. • 01.02.25
20-24 turnovers	21 • Michigan State • Palm Springs, Calif. • 11.27.24
25-29 turnovers	25 • Florida • Nashville, Tenn. • 1.7.24
30-40 turnovers	37 • UCLA • Boston, Mass. • 11.26.95

OPPONENT TURNOVERS

5-10 turnovers	6 • South Carolina • Columbia, S.C. • 1.28.24
20-24 turnovers	21 • Miami • Coral Gables, Fla. • 12.04.24
25-29 turnovers	26 • West Georgia • Nashville, Tenn. • 12.21.24
30-40 turnovers	36 • Evansville • Nashville, Tenn. • 12.14.24

BLOCKED SHOTS

0 Blocks	0 • South Florida • Tampa, Fla. • 11.14.24
5-9 blocked shots	6 • Georgia • Nashville, Tenn. • 01.02.25

OPPONENT BLOCKED SHOTS

0 Blocks	0 • Butler • Nashville, Tenn. • 11.17.24
5-9 blocked shots	7 • Michigan State • Palm Springs, Calif. • 11.27.24
10+ blocked shots	14 • South Carolina • Nashville, Tenn. • 1.19.23

MARGIN OF VICTORY

1 point	vs. Lipscomb (72-71) • Nashville, Tenn. • 12.18.22
2 points	vs. UT Martin (70-68) • Martin, Tenn. • 11.9.23
10-19 points	19 • Alabama A&M (93-64) • Nashville, Tenn. • 12.29.24
20-30 points	26 • Georgia (108-82) • Georgia • Nashville, Tenn. • 01.02.25
Back-to-back 20+ points	49 • Hampton (94-45) • Nashville, Tenn. • 11.20.24 45 • Samford (104-59) • Nashville, Tenn. • 11.22.24
30-39 points	35 • West Georgia (103-68) • Nashville, Tenn. • 12.21.24
Back-to-back 30+ points	49 • Hampton (94-45) • Nashville, Tenn. • 11.20.24 45 • Samford (104-59) • Nashville, Tenn. • 11.22.24
40-49 points	45 • Samford (104-59) • Nashville, Tenn. • 11.22.24
Back-to-back 40+ points	49 • Hampton (94-45) • Nashville, Tenn. • 11.20.24 45 • Samford (104-59) • Nashville, Tenn. • 11.22.24
50-59 points	54 • Appalachian State (94-40) • Nashville, Tenn. • 12.01.24
Back-to-back 50+ points	52 • Lipscomb (102-50) • Memorial Gym • 11.04.24 56 • Austin Peay (93-37) • Nashville, Tenn. • 11.08.24
60-69 points	66 • Evansville (106-40) • Nashville, Tenn. • 12.14.24
70+ points	70 • Hampton (116-46) • Nashville, Tenn. • 11.29.98
Single-overtime win	vs. Lipscomb (72-71) • Nashville, Tenn. • 12.18.22
Double-overtime win	at Florida (106-98) • Gainesville, Fla. • 2.6.11
Triple-overtime win	NEVER OCCURRED

OPPONENT MARGIN OF VICTORY

1 point	vs. Florida (53-52) • Greenville, S.C. • 3.3.22
2 points	vs. Missouri (65-63) • Nashville, Tenn. • 1.14.24
20-30 points	25 • Tennessee • Nashville, Tenn. • 2.18.24
Back-to-back 20+ points	25 • LSU (88-63) • Baton Rouge, La. • 1.11.23 21 • Ole Miss (74-53) • Oxford, Miss. • 1.5.23
30-39 points	37 • Alabama (98-61) • Tuscaloosa, Ala. • 1.26.20
40-49 points	48 • South Carolina (96-48) • Nashville, Tenn. • 1.19.23
50-59 points	55 • South Carolina (85-30) • Columbia, S.C. • 01.24.22
60-69 points	63 • South Carolina (106-43) • Nashville, Tenn. • 01.14.21
70+ points	NEVER OCCURRED
Single-overtime win	Alabama (77-71) • Nashville, Tenn. • 2.6.22
Double-overtime win	Auburn (96-93) • Auburn, Ala. • 1.20.90
Triple-overtime win	NEVER OCCURRED





LAST TIME...

A DORE SCORED 20 OR MORE PTS
Mikayla Blakes • 36 Pts vs. Georgia • 01.02.24
Khamil Pierre • 28 Pts vs. Georgia • 01.02.24

TWO DORES SCORED 20 OR MORE PTS
Mikayla Blakes • 36 Pts vs. Georgia • 01.02.24
Khamil Pierre • 28 Pts vs. Georgia • 01.02.24

AN OPPONENT SCORED 20 OR MORE PTS
Mia Woolfork, Georgia • 20 Pts • 01.02.25

TWO OPPONENTS SCORED 20 OR MORE PTS
Grace VanSlooten, Michigan St. • 25 Pts • 11.27.24
Julia Ayrault, Michigan St. • 24 Pts • 11.27.24

A DORE SCORED 30 OR MORE PTS
Mikayla Blakes • 36 Pts vs. Georgia • 01.02.24

AN OPP. SCORED 30 OR MORE PTS
Aliyah Matharu, Florida • 35 Pts • 3.7.24

A DORE SCORED 40 OR MORE PTS
Khamil Pierre • 42 Pts vs. Evansville • 12.14.24

A DORE COLLECTED 15 OR MORE REBS
Khamil Pierre • 18 Reb vs. Evansville • 12.14.24

AN OPP. COLLECTED 15 OR MORE REBS
Angel Reese, LSU • 16 Reb • 2.8.24

A DORE COLLECTED 10 OR MORE AST
Jordyn Oliver • 11 Ast vs. Georgia • 01.02.24

AN OPP. COLLECTED 10 OR MORE AST
Alexis Morris, LSU • 12 Ast • 1.1.23

A DORE HAD FIVE OR MORE STL
Mikayla Blakes • 5 Stl at Dayton • 12.19.24

AN OPP. COLLECTED FIVE OR MORE STL
Grace VanSlooten, Michigan State • 5 Stl • 11.27.24

A DORE HAD FIVE OR MORE BLK
Sacha Washington • 6 Blk vs. Dayton • 12.20.23

AN OPP. COLLECTED FIVE OR MORE BLK
L'or Mputu, South Florida • 6 Blk • 11.14.24

A DORE MADE 10-PLUS FG
Khamil Pierre • 11 FGM vs. Georgia • 01.02.25

A DORE MADE 10-PLUS FG IN BACK-TO-BACK GAMES
Khamil Pierre (4) • 19 FGM vs. Evansville • 12.14.24
10 FGM vs. West Georgia • 12.21.24
13 FGM vs. Alabama A&M • 12.29.24
11 FGM vs. Georgia • 01.02.25

AN OPP. MADE 10 OR MORE FG
Grace VanSlooten, Michigan State • 11 FGM • 11.27.24

A DORE ATTEMPTED 20 OR MORE FG
Mikayla Blakes • 20 FGA vs. Georgia • 01.02.25
Khamil Pierre • 20 FGA vs. Georgia • 01.02.25

AN OPP. ATTEMPTED 20 OR MORE FG
Ivy Wolf, Dayton • 21 FGA • 12.19.24

A DORE MADE 10 OR MORE FREE THROWS
Mikayla Blakes • 13 FTM vs. Georgia • 01.02.25

AN OPP. MADE 10 OR MORE FREE THROWS
Diamond Battles, Georgia • 10 FTM • 2.5.23

A DORE MADE 5 OR MORE 3-PT FG
Mikayla Blakes • 5 3PT FGM vs. Georgia • 01.02.25

AN OPP. MADE 5 OR MORE 3-PT FG
Sadie Stetson, Samford • 5 3PT FGM • 11.22.24

VANDY HAD 5 OR PLAYERS IN DBL FIGURES
Five Players • vs. Georgia • 01.02.25

AN OPP. HAD 5 OR PLAYERS IN DBL FIGURES
LSU • Five Players • 2.8.24

VANDY PLAYER HAD A DOUBLE-DOUBLE
Jordyn Oliver • 11 ast, 10 reb vs. Georgia • 01.02.25

A DORE HAD CONSECUTIVE DOUBLE-DOUBLES
Khamil Pierre (4) • 23 pts, 10 reb vs. West Georgia • 12.21.24
14 pts, 10 reb at Dayton • 12.19.24
42 pts, 18 reb vs. Evansville • 12.14.24
28 pts, 13 reb at Miami • 12.04.24

AN OPP. HAD A DOUBLE-DOUBLE
Ivy Wolf, Dayton • 23 pts, 10 reb • 12.19.24
Arianna Smith, Dayton • 16 pts, 12 reb • 12.19.24

VANDY HAD 2 PLAYERS POST A DOUBLE-DOUBLE
vs. Evansville • 12.14.24
Khamil Pierre • 42 pts, 18 reb
Leilani Kapinus • 11 reb, 10 pts

AN OPP. HAD 2 PLAYERS POST A DOUBLE-DOUBLE
Dayton State • 12.19.24
Ivy Wolf, Dayton • 23 pts, 10 reb
Arianna Smith, Dayton • 16 pts, 12 reb

VANDY HAD 3 PLAYERS POST A DBL-DBL
vs. Western Kentucky • 11.15.23
Sacha Washington • 18 pts, 10 reb
Jordyn Oliver • 15 pts, 10 reb
Jordyn Cambridge • 11 pts, 13 reb

VANDY PLAYER HAD A TRIPLE-DOUBLE
Jordyn Cambridge • vs. Texas A&M • 3.2.23
15 reb, 13 pts, 10 ast

ALL VANDY PLAYERS THAT PLAYED SCORED
9 players vs. Arizona • 11.26.24

RECORD WHEN...

2024-25 OVERALL	14-1
AT HOME	10-0
ON THE ROAD	3-0
NEUTRAL GAMES	1-1
IN OVERTIME	0-0
IN DOUBLE OVERTIME	0-0
AFTER A WIN	12-1
AFTER A LOSS	1-0
LEADING AT HALFTIME	14-0
TRAILING AT HALFTIME	0-1
TIED AT HALFTIME	0-0
LEADING AFTER 1ST QUARTER	13-1
TRAILING AFTER 1ST QUARTER	1-0
TIED SCORE AFTER 1ST QUARTER	0-0
OUTSCORING OPP. IN 2ND HALF	13-0
OUTSCORED BY OPP. IN 2ND HALF	1-1
SCORING SAME PTS IN 2ND HALF	0-0
LEADING WITH 5 MIN. REMAINING	14-1
TRAILING WITH 5 MIN. REMAINING	0-0
TIED WITH 5 MIN. REMAINING	0-0
SCORING FEWER THAN 50 POINTS	0-0
SCORING 50-59 POINTS	0-0
SCORING 60-69 POINTS	1-0
SCORING 70-79 POINTS	1-1
SCORING 80-89 POINTS	3-0
SCORING 90-99 POINTS	4-0
SCORING 100+ POINTS	5-0
ALLOWING 39-OR-FEWER POINTS	1-0
ALLOWING 40-49 POINTS	4-0
ALLOWING 50-59 POINTS	3-0
ALLOWING 60-69 POINTS	4-0
ALLOWING 70-79 POINTS	1-1
ALLOWING 80-89 POINTS	1-0
ALLOWING 90-OR-MORE POINTS	0-0
GAME DECIDED BY 1-POINT	0-0
GAME DECIDED BY 2-3 POINTS	0-0
GAME DECIDED BY 4-5 POINTS	0-0
GAME DECIDED BY 6-9 POINTS	0-1
GAME DECIDED BY 10-19 POINTS	5-0
GAME DECIDED BY 20-29 POINTS	2-0
GAME DECIDED BY 30-39 POINTS	1-0
GAME DECIDED BY 40-49 POINTS	2-0
GAME DECIDED BY 50-59 POINTS	3-0
GAME DECIDED BY 60+ POINTS	1-0
HIGHER FIELD GOAL PERCENTAGE	11-0
LOWER FIELD GOAL PERCENTAGE	3-1
SAME FIELD GOAL PERCENTAGE	0-0
SHOOTING LESS THAN 30%	0-0
SHOOTING 30-39%	3-0
SHOOTING 40-49%	5-1
SHOOTING 50+%	6-0
OPP. SHOOTING LESS 30%	5-0
OPP. SHOOTING 30-39%	5-0
OPP. SHOOTING 40-49%	3-1
OPP. SHOOTING 50+%	1-0
MORE MADE 3-PT THAN OPP.	8-0
FEWER MADE 3-PT THAN OPP.	4-1
SAME 3-PT MAKES AS OPP.	2-0
MAKING FEWER THAN FIVE 3-PT FG	2-1
MAKING BETWEEN 5-9 3-PT FG	10-0
MAKING 10+ 3-PT FG	2-0
ALLOWING FEWER THAN 5 3-PT FG	9-1
ALLOWING BETWEEN 5-9 3-PT FG	3-0
ALLOWING 10+ 3-PT FG	2-0

MAKING MORE FREE THROWS	13-0
MAKING FEWER FREE THROWS	0-1
MAKING SAME FREE THROWS	1-0
MAKING FEWER THEN 10 FREE THROWS	2-0
MAKING 10-19 FREE THROWS	9-1
MAKINGS 20+ FREE THROWS	3-0
OPP. MAKES 0-10 FREE THROWS	10-0
OPP. MAKES 10-19 FREE THROWS	4-1
OPP. MAKES 20+ FREE THROWS	0-0
OUTREBOUNDING OPP.	11-0
OUTREBOUNDED BY OPP.	3-1
SAME TOTAL OF REBOUNDS	0-0
FEWER THAN 10 ASSISTS	1-0
10-19 ASSISTS	6-1
20+ ASSISTS	7-0
NO BLOCKS	0-0
1-4 BLOCKS	9-1
5+ BLOCKS	5-0
COMMITTING FEWER TURNOVERS	14-1
COMMITTING MORE TURNOVERS	0-0
COMMITTING SAME TURNOVERS	0-0
FORCING FEWER THAN 10 TURNOVERS	0-0
FORCING 10-19 TURNOVERS	2-0
FORCING 20-29 TURNOVERS	10-1
FORCING 30+ TURNOVERS	2-0
IN DAY GAMES	7-1
IN NIGHT GAMES	7-0
ON SUNDAY	3-0
ON MONDAY	1-0
ON TUESDAY	1-0
ON WEDNESDAY	2-1
ON THURSDAY	3-0
ON FRIDAY	2-0
ON SATURDAY	2-0
IN NOVEMBER	7-1
IN DECEMBER	6-0
IN JANUARY	1-0
IN FEBRUARY	0-0
IN MARCH	0-0
VS. SEC	1-0
VS. SEC AT MEMORIAL GYM	1-0
VS. SEC ON THE ROAD	0-0
VS. RANKED OPPONENTS	0-0
WINNING THE OPENING TIP	11-1
LOSING THE OPENING TIP	3-0
WEARING WHITE	6-1
WEARING VANDY SCRIPT WHITE	2-0
WEARING GOLD	1-0
WEARING BLACK	3-0
WEARING V BLACK	1-0
WEARING GRAY	1-0
WEARING PLAY4KAY JERSEY	0-0



2024-25 GAME LEADERS

OPPONENT	DATE	SCORE	W/L	POINTS	REBOUNDS	ASSISTS	STEALS	BLOCKS
Lipscomb	11-04-24	102-50	W	Pierre (25)	Pierre (14)	Blakes (5)	Greene (6)	Mitchell (1)
Austin Peay	11-08-24	93-37	W	Blakes/Moore (16)	Pierre (10)	Greene/Moore (3)	Blakes (3)	Kapinus/Makurat/Nwaba (2)
at South Florida	11-14-24	62-49	W	Pierre (17)	Pierre (10)	Oliver (3)	Blakes/Oliver (2)	--
Butler	11-17-24	81-52	W	Blakes (29)	Pierre (8)	Oliver (6)	Pierre (4)	Kapinus/Nwaba (1)
Hampton	11-20-24	94-45	W	Blakes (22)	Pierre (12)	Blakes (8)	Blakes/Pierre (3)	Nwaba (3)
Samford	11-22-24	104-59	W	Pierre (21)	Pierre (12)	Greene/Kapinus (6)	Kapinus/Pierre (4)	Blakes/Kapinus/Mitchell (1)
vs. Arizona	11-26-24	71-60	W	Pierre (25)	Pierre (15)	Blakes/Moore (4)	Pierre (7)	Kapinus (2)
vs. Michigan State	11-27-24	70-78	L	Pierre (19)	Mitchell/Oliver/Pierre (6)	Oliver/Pierre (4)	Pierre (4)	Kapinus/Mitchell/Oliver (1)
Appalachian State	12-01-24	94-40	W	Blakes (20)	Kapinus/Pissott (7)	Blakes (6)	Blakes (7)	Nwaba (1)
at Miami (Fl.)	12-04-24	88-70	W	Pierre (28)	Pierre (13)	Moore (7)	Pierre (4)	Moore (1)
Evansville	12-14-24	106-40	W	Pierre (42)	Pierre (18)	Blakes/Moore (3)	Pierre (8)	Mitchell (2)
at Dayton	12-19-24	80-66	W	Greene (25)	Pierre (10)	Oliver (7)	Blakes (5)	Oliver (3)
West Georgia	12-21-24	103-68	W	Blakes (24)	Pierre (10)	Blakes (6)	Oliver (4)	Oliver (3)
Alabama A&M	12-29-24	93-64	W	Pierre (29)	Oliver/Pierre (7)	Oliver (8)	Pierre (4)	Blakes/Pierre (1)
Georgia	01-02-25	108-82	W	Blakes (36)	Oliver (10)	Oliver (11)	Mitchell (2)	Moore (2)
Kentucky	01-05-25							
at Ole Miss	01-09-25							
at LSU	01-13-25							
Tennessee	01-19-25							
Arkansas	01-23-25							
at Alabama	01-26-25							
at Florida	01-30-25							
Ole Miss	02-02-25							
at Texas	02-06-25							
Mississippi State	02-13-25							
at Auburn	02-16-25							
at Oklahoma	02-20-25							
South Carolina	02-23-25							
Texas A&M	02-27-25							
at Missouri	03-02-25							

POINTS	REBOUNDS	ASSISTS	STEALS	BLOCKS
Khamil Pierre 8 (7-1)	Khamil Pierre 12 (12-1)	Mikayla Blakes 6 (6-0)	Khamil Pierre 8 (7-1)	Lelilani Kapinus 5 (4-1)
Mikayla Blakes 6 (6-0)	Jordyn Oliver 3 (2-1)	Jordyn Oliver 6 (5-1)	Mikayla Blakes 5 (5-0)	Jane Nwaba 4 (4-0)
Madison Greene 1 (1-0)	Leilani Kapinus 1 (1-0)	Iyana Moore 4 (4-0)	Jordyn Oliver 2 (2-0)	Aiyana Mitchell 4 (3-1)
Iyana Moore 1 (1-0)	Justine Pissott 1 (1-0)	Madison Greene 2 (2-0)	Madison Greene 1 (1-0)	Jordyn Oliver 3 (2-1)
	Aiyana Mitchell 1 (0-1)	Leilani Kapinus 1 (1-0)	Leilani Kapinus 1 (1-0)	Mikayla Blakes 2 (2-0)
		Khamil Pierre 1 (0-1)	Aiyana Mitchell 1 (1-0)	Iyana Moore 2 (2-0)
				Aga Makurat 1 (1-0)
				Khamil Pierre 1 (1-0)

2024-25 GAME HIGHS & LOWS

HIGHS

Points	108	vs. Georgia (01/02/25)
FG Made	44	vs. Evansville (12/14/24)
FG Attempts	93	vs. Evansville (12/14/24)
3-Pt FG Made	13	vs. Appalachian St. (12/1/24)
3-PT FG Attempts	38	vs. Appalachian St. (12/1/24)
FT Made	29	vs. Georgia (01/02/25)
FT Attempts	31	vs. Arizona (11/26/24)
		vs. Georgia (01/02/25)
Rebounds	56	vs. Samford (11/22/24)
Assists	30	vs. Alabama A&M (12/29/24)
Steals	24	vs. Evansville (12/14/24)
Blocks	9	vs. West Georgia (12/21/24)
Turnovers	23	vs. Arizona (11/26/24)
Fouls	22	vs. Michigan State (11/27/24)

LOWS

Points	62	at South Florida (11/14/24)
FG Made	21	vs. Arizona (11/26/24)
FG Attempts	54	vs. Arizona (11/26/24)
3-Pt FG Made	2	vs. Evansville (12/14/24)
3-PT FG Attempts	14	vs. Arizona (11/26/24)
		vs. Michigan State (11/27/24)
FT Made	3	at South Florida (11/14/24)
FT Attempts	8	at South Florida (11/14/24)
Rebounds	33	vs. Butler (11/17/24)
		at Dayton (12/19/24)
Assists	6	at South Florida (11/14/24)
Steals	5	vs. Georgia (01/02/25)
Blocks	0	at South Florida (11/14/24)
Turnovers	5	vs. Georgia (01/02/25)
Fouls	9	vs. Alabama A&M (12/29/24)





VANDERBILT STATS

BENCH PRODUCTION

Game	VU-OPP	Diff.	Top Bench Scorer
Lipscomb	31-25	+6	Madison Greene, 14
Austin Peay	35-12	+23	Madison Greene, 13
at South Fla.	6-32	-26	Makurat/Mitchell/Moore, 2
Butler	17-18	-1	Aiyana Mitchell, 6
Hampton	33-18	+15	Madison Greene, 11
Samford	43-18	+25	Madison Greene, 16
vs. Arizona	15-6	+9	Leilani Kapinus, 7
vs. Michigan St.	7-9	-2	Aiyana Mitchell, 6
Appalachian St.	31-24	+7	Aga Makurat, 7
at Miami	17-11	+6	Leilani Kapinus, 8
Evansville	24-9	+15	Leilani Kapinus, 10
at Dayton	27-18	+9	Madison Greene, 25
West Georgia	35-29	+6	Leilani Kapinus, 10
Alabama A&M	30-18	+12	Madison Greene, 12
Georgia	14-34	-20	Madison Greene, 10
Total	365-281	+84	Madison Greene, 110
AVG.	24.3-18.7	+5.6	Madison Greene, 10.0 ppg

SPECIALTY STATS

Game	Off TO	Paint	2nd Chance	Fastbreak
Lipscomb	22-8	70-22	23-8	27-3
Austin Peay	33-10	42-20	20-4	24-1
at South Fla.	19-12	28-24	12-7	3-4
Butler	41-13	30-20	10-7	14-7
Hampton	36-12	46-28	19-4	13-6
Samford	24-3	60-22	28-9	26-9
vs. Arizona	29-19	20-40	17-13	9-8
vs. Michigan St.	23-20	42-48	14-16	15-6
Appalachian St.	33-7	38-22	21-7	21-2
at Miami	27-14	46-40	16-2	8-3
Evansville	54-3	76-20	40-9	25-4
at Dayton	32-7	28-42	14-8	14-6
West Georgia	37-16	62-22	29-13	30-16
Alabama A&M	24-11	60-42	19-9	23-14
Georgia	26-8	34-48	15-13	15-12
Total	460-163	682-460	297-129	267-101
AVG.	30.7-10.9	45.5-30.7	19.8-8.6	17.8-6.7



SHEA RALPH

HEAD COACH
FOURTH SEASON
UConn - '01



THE SHEA RALPH FILE

Head Coach Vanderbilt (2021-Current)

- 65-49 overall record in four seasons at Vanderbilt
- Guided Vanderbilt to its first NCAA Tournament bid since the 2014 NCAA Tournament in 2023-24 and posted the Dores' first NCAA Tournament victory since 2013
- Posted the largest win improvement from one season to next in school history during the 2023-24 season, as Vandy's 23 victories marked an 11-win improvement from 2022-23
- Led Vanderbilt to its first postseason bid since the 2013-14 campaign with an appearance in the 2022 WNIT in her debut season in 2021-22
- Guided Vandy to a school record six SEC road wins in '23-'24
- Five players have earned All-SEC honors under Ralph

Assistant Coach UConn (2008-2021)

- 462-22 in 13 seasons as an assistant coach at UConn
- Won Six NCAA National Championships
- 12 Final Four Appearances
- 16 Conference Titles
- Coached 21 WNBA Draft Picks, 9 top-5 picks, three No. 1 picks

Assistant Coach Pittsburgh (2003-2008)

- 86-66 in five seasons as an assistant coach at Pittsburgh
- 2008 Sweet 16 Appearance
- Two NCAA Tournament Appearances (2007 & 08)
- 2006 WNIT Final Four

Player UConn (1996-2001)

- Drafted by Utah Starzz in 2001 WNBA Draft
- Scored 1,678 career points, Ranks 8th in UConn history
- Won 2000 NCAA National Championship
- 2000 NCAA Women's Final Four MVP
- 2000 Big East Player of the Year
- 2000 All-American
- 2000 Sports Illustrated Women's College Player of the Year
- Honda Award Winner

Shea Ralph was named the sixth head coach in Vanderbilt women's basketball history on April 13, 2021. The 2024-25 campaign marks her fourth season leading the Commodores.

Ralph orchestrated one of the biggest turn-arounds in program history during the 2023-24 season, as the Commodores went from being projected last in the SEC preseason polls to earning the program's first bid into the NCAA Tournament in 10 seasons.

Vanderbilt went 23-10 in Year 3 under Ralph's direction, as the Commodores made their first appearance in the NCAA Tournament since the 2013-14 campaign. The 23 wins marked an 11-win improvement from a season ago, which is the second-largest win improvement from one season to the next in program history.

The Commodores went out and proved the preseason prognosticators wrong in 2023-24, as Vandy finished sixth in the SEC after being picked 13th in the Preseason SEC Coaches Poll and 14th in the Preseason SEC Media Poll. The Dores went 9-7 in SEC play and won a program-record six road SEC games. The nine SEC wins were the most for Vanderbilt since the 2012-13 campaign. The Commodores earned the No. 6 seed in the 2024 SEC Women's Basketball Tournament, which was the program's highest seed at the SEC Tournament since 2011.

Vanderbilt's at-large bid into the 2024 NCAA



Tournament marked the second time in her three seasons that Ralph has led the Commodores to the postseason.

A total of three Commodores earned All-SEC honors in Year 3 under Ralph. Iyana Moore made her first appearance on the All-SEC second team, while Jordyn Cambridge was named to the All-SEC defensive team for a school-record third time. Khamil Pierre was named to the All-SEC freshman team, making her the third Commodore to earn a spot on the team under Ralph, joining Moore and Sacha Washington. Pierre also was named SEC Freshman of the Week a program record five times during the season.

Vanderbilt's hard-nosed and gritty approach helped the Commodores become one of the elite defensive teams in the SEC, as Vandy ranked third in steals per game at 10.2 steals. The Dores' 315 steals during the 2023-24 campaign are the third-most in a season in program history.

Vanderbilt was hit hard with a plethora of pre-season injuries to begin the 2022-23 campaign. Coach Ralph was able to rally the Commodores and record a second-straight double-digit win season, marking the first time in six years that Vandy has posted back-to-back double-digit win campaigns.

During the 2022-23 campaign, Ralph guided Vanderbilt to a winning record inside Memorial Gymnasium for the 38th time in the last 40 seasons. The Commodores won nine games at Memorial Gym, which included victories over Texas A&M, Arkansas, and Kentucky.

Ralph was key in the development of Cijia Harbison, who transferred into the program for her graduate season and become one of the most prolific scorers in the SEC. Harbison earned second team All-SEC honors after averaging 19.6 points per game and shot 40.6% from the field. The only player in the SEC to score 40 points in a game this season, Harbison had three outings with 30-plus points among the 23 times she has scored in double figures while recording the



highest scoring average of her collegiate career. Harbison has led the Commodores in scoring 16 times, assists on 20 occasions and steals in 15 games. Harbison tied a school record with 41 points and added five steals in a January win over Texas A&M

In her inaugural season, Ralph led Vanderbilt to its first postseason appearance since 2014. The Commodores reached the third round of the Women's National Invitation Tournament, their longest postseason run since 2013. Vanderbilt also recorded its first SEC Tournament victory in six years when it defeated Texas A&M 85-69 on March 2, 2022.



In all, Ralph accrued the third-most wins of any women's basketball coach in a debut season. That included a 63-59 victory against No. 15 Florida in Memorial Gymnasium on Feb. 24, 2022, the program's first win against a ranked opponent since 2020.

Ralph wasted no time helping individual student-athletes realize their full potential. Jordyn Cambridge, Iyana Moore and Sacha Washington earned All-SEC accolades during the 2021-22 campaign. Cambridge recorded the program's first postseason triple-double during the SEC Tournament, while she and Moore contributed to a program-record 17 3-pointers against Alabama State on Dec. 28, 2021.

A seven-time national champion as a student-athlete or coach, Ralph arrived at Vanderbilt after spending the previous 13 seasons as an assistant coach alongside Geno Auriemma at the University of Connecticut. While serving as a coach at her alma mater, Ralph helped guide the Huskies to 12 Final Four appearances and six national championships, including a record four consecutive titles from 2013-16.

Ralph was an instrumental figure in recruiting and player development with the Huskies. She mentored standouts like Paige Bueckers, who in 2020-21 became the first freshman to sweep the major national player-of-the-year awards:

RALPH'S CAREER RECORD

SEASON	TEAM	OVERALL	CONF.	CONF. FINISH	POSTSEASON
1996-97	UConn (Player)	33-1	18-0	1st	Elite Eight
1997-98	UConn (Player)	34-3	17-1	1st	Elite Eight
1998-99	UConn (Player)	29-5	17-1	T-1st	Sweet 16
1999-00	UConn (Player)	36-1	18-0	T-1st	NCAA Champions
2000-01	UConn (Player)	32-3	17-1	1st	Final Four
2003-04	Pittsburgh (AC)	6-20	2-14	13th	--
2004-05	Pittsburgh (AC)	13-15	5-11	10th	--
2005-06	Pittsburgh (AC)	22-11	9-7	T-6th	WNIT Final Four
2006-07	Pittsburgh (AC)	24-9	10-6	T-5th	NCAA 2nd Rd
2007-08	Pittsburgh (AC)	24-11	10-6	T-5th	Sweet 16
2008-09	UConn (AC)	39-0	16-0	1st	NCAA Champions
2009-10	UConn (AC)	39-0	16-0	1st	NCAA Champions
2010-11	UConn (AC)	36-2	16-0	1st	Final Four
2011-12	UConn (AC)	33-5	13-3	T-2nd	Final Four
2012-13	UConn (AC)	35-4	14-2	2nd	NCAA Champions
2013-14	UConn (AC)	40-0	18-0	1st	NCAA Champions
2014-15	UConn (AC)	38-1	18-0	1st	NCAA Champions
2015-16	UConn (AC)	38-0	18-0	1st	NCAA Champions
2016-17	UConn (AC)	36-1	16-0	1st	Final Four
2017-18	UConn (AC)	36-1	16-0	1st	Final Four
2018-19	UConn (AC)	35-3	16-0	1st	Final Four
2019-20	UConn (AC)	29-3	16-0	1st	Tournament Canceled
2020-21	UConn (AC)	28-2	18-0	1st	Final Four
2021-22	Vanderbilt (HC)	16-19	4-12	T-12th	WNIT Sweet 16
2022-23	Vanderbilt (HC)	12-19	3-13	12th	--
2023-24	Vanderbilt (HC)	23-10	9-7	6th	NCAA 1st Rd
2024-25	Vanderbilt (HC)	14-1	0-0	--	--

AT VANDERBILT: 65-49 (.570) - Four Seasons

TOTAL: 779-149 (.839) - 27 Seasons

7- NCAA National Titles ('00, '09, '10, '13, '14, '15, '16)

14 - NCAA Final Fours ('00, '01, '09, '10, '11, '12, '13, '14, '15, '16, '17, '18, '19)

16 - NCAA Elite Eights ('97, '98, '00, '01, '09, '10, '11, '12, '13, '14, '15, '16, '17, '18, '19)

18 - NCAA Sweet 16 Appearances | 16 - Conference Regular Season Championships

the Naismith Trophy, Associated Press Player of the Year, USBWA National Player of the Year, Lieberman Award and Wooden Award.

In all, Ralph worked with 21 WNBA draft picks at UConn, including nine top-five picks and three No. 1 overall selections: Tina Charles, Maya Moore and Breanna Stewart.

Prior to returning to UConn as an assistant, Ralph spent five seasons at the University of Pittsburgh from 2003-08. She was instrumental in a period of unprecedented success, helping the Panthers improve from single-digit victories to at least 22 victories in each of her final three seasons. Pitt also reached the Sweet 16 for the first time in program history in 2008.

As one of the most celebrated student-athletes in women's basketball history, Ralph ranks eighth in UConn's storied record book with 1,678 points. She also ranks among the program's all-time top 10 in career assists (456), steals (252) and field goal percentage (57.9). Ralph graduated from Connecticut in 2001 with a degree in exercise physiology.

In leading UConn to a national championship in 2000, Ralph was named an All-American and Big East Player of the Year. She was selected at the most valuable player in the 2000 NCAA Women's Final Four. She also won the Honda Award, presented to the premier female student-athlete in 12 collegiate sports, and the "Sports Illustrated for Women" Player of the Year.

Ralph was selected by the Utah Starzz in the 2001 WNBA Draft, but was unable to pursue a professional career due to a knee injury.

Ralph and her husband, Tom Garrick, have one daughter, Maysen. Currently a member of the Vanderbilt coaching staff, Garrick served as head coach of the UMass-Lowell women's basketball program from 2018-21 and previously served as a Vanderbilt assistant from 2009-15.





1 MIKAYLA BLAKES

@mikaylablakes
@mikaylablakes
@mikaylablakes

G // 5-8 // Fr. // Somerset, N.J. (Rutgers Prep HS)

SEASON HIGHS

Points // 36, Georgia (01/02/25)
FG Made // 10, at Miami (12/04/24)
FG Attempts // 22, at Miami (12/04/24)
3-Pt Made // 5 (3x), Last: Georgia (01/02/25)
3-Pt Attempt // 9 (2x), Last: Georgia (01/02/25)
FT Made // 13, Georgia (01/02/25)
FT Attempt // 14, Georgia (01/02/25)
Rebounds // 5, Lipscomb (11/4/24)
Assists // 8, Hampton (11/20/24)
Steals // 7, vs. Appalachian State (12/1/24)
Blocks // 1 (3x), Last: Alabama A&M (12/29/24)
Minutes // 37, at Miami (12/04/24)

CAREER HIGHS

Points // 36, Georgia (01/02/25)
FG Made // 10, at Miami (12/04/24)
FG Attempts // 22, at Miami (12/04/24)
3-Pt Made // 5 (3x), Last: Georgia (01/02/25)
3-Pt Attempt // 9 (2x), Last: Georgia (01/02/25)
FT Made // 13, Georgia (01/02/25)
FT Attempt // 14, Georgia (01/02/25)
Rebounds // 5, Lipscomb (11/4/24)
Assists // 8, Hampton (11/20/24)
Steals // 7, vs. Appalachian State (12/1/24)
Blocks // 1 (3x), Last: Alabama A&M (12/29/24)
Minutes // 37, at Miami (12/04/24)

- Three-Time SEC Freshman of the Week - Nov. 19, Nov. 26, Dec. 10
- Leads all NCAA Division I freshmen in scoring (20.3 ppg) & steals (41)
- First NCAA Division I freshman to score over 300 pts this season
- First Vandy freshman to score double-digit points in her first 13 games at Vandy since at least 1999-00
- Set the Vanderbilt Freshman Single-Game Scoring Record w/ 36 pts vs. Georgia in her first-ever SEC contest (Jan. 2)

SUPERLATIVES	24-25 CAREER	SUPERLATIVES	24-25 CAREER
10+ POINTS	14	3+ STEALS	8
15+ POINTS	12	2+ BLOCKS	--
20+ POINTS	9	DOUBLE-DOUBLES	--
30+ POINTS	1	LED VANDY IN PTS	6
MADE 3+ 3-PT FG	5	LED VANDY IN REB	--
10+ REBS	--	LED VANDY IN AST	6
3+ ASSISTS	10	LED VANDY IN STL	3
		LED VANDY IN BLK	2

GAME-BY-GAME

DATE	OPPONENT	GS	MIN	FGM/A	FG%	3FG/A	3P%	FTM/A	FG%	OFF	DEF	TOT	AVG	PF	AST	T/O	BLK	STL	PTS	AVG	
11.4.24	LIPSCOMB	*	25:31	9-18	.500	2-7	.286	3-3	1.000	2	3	5	5.0	2	5	0	0	2	23	23.0	
11.8.24	AUSTIN PEAY	*	15:31	5-8	.625	2-4	.500	4-5	.800	2	1	3	4.0	1	1	2	1	3	16	19.5	
11.14.24	AT SOUTH FLORIDA	*	31:24	6-14	.429	2-8	.250	2-4	.500	0	2	2	3.3	1	1	5	0	2	16	18.3	
11.17.24	BUTLER	*	35:34	9-18	.500	4-9	.444	7-8	.875	1	1	2	3.0	3	2	3	0	3	29	21.0	
11.20.24	HAMPTON	*	29:14	9-14	.643	1-5	.200	3-5	.600	1	2	3	3.0	2	8	3	0	3	22	21.2	
11.22.24	SAMFORD	*	23:12	5-12	.417	2-5	.400	2-2	1.000	1	2	3	3.0	2	5	3	1	2	14	20.0	
11.26.24	VS. ARIZONA	*	34:31	6-14	.429	5-8	.625	6-6	1.000	0	2	2	2.9	4	4	1	0	4	23	20.4	
11.27.24	VS. MICHIGAN ST.	*	26:36	3-10	.300	1-4	.250	6-6	1.000	1	0	1	2.6	3	3	3	0	2	13	19.5	
12.1.24	APPALACHIAN ST.	*	28:35	7-15	.467	2-8	.250	4-4	1.000	2	1	3	2.7	2	6	2	0	7	20	19.6	
12.4.24	AT MIAMI	*	37:14	10-22	.455	5-14	.357	1-2	.500	0	1	1	2.5	2	3	3	0	0	26	20.2	
12.14.24	EVANSVILLE	*	26:07	7-19	.368	1-7	.143	7-7	1.000	3	1	4	2.6	2	3	1	0	1	22	20.4	
12.19.24	AT DAYTON	*	26:50	6-17	.353	2-8	.250	2-2	1.000	1	0	1	2.5	4	1	3	0	5	16	20.0	
12.21.24	WEST GEORGIA	*	27:09	12-20	.600	0-6	.000	0-0	.000	2	2	4	2.6	1	6	2	0	3	24	20.3	
12.29.24	ALABAMA A&M	*	17:01	2-9	.222	0-5	.000	1-3	.333	1	2	3	2.6	0	1	1	1	3	5	19.2	
1.2.25	GEORGIA	*	32:42	9-20	.450	5-9	.556	13-14	.929	2	1	3	2.7	3	5	0	1	1	36	20.3	
1.5.25	KENTUCKY																				
1.9.25	AT OLE MISS																				
1.13.25	AT LSU																				
1.19.25	TENNESSEE																				
1.23.25	ARKANSAS																				
1.26.25	AT ALABAMA																				
1.30.25	AT FLORIDA																				
2.2.25	OLE MISS																				
2.6.25	AT TEXAS																				
2.13.25	MISSISSIPPI ST.																				
2.16.25	AT AUBURN																				
2.20.25	AT OKLAHOMA																				
2.23.25	SOUTH CAROLINA																				
2.27.25	TEXAS A&M																				
3.2.25	AT MISSOURI																				
TOTAL			15	417:10	105-230	.457	34-107	.318	61-71	.859	19	21	40	2.7	32	54	32	4	41	305	20.3

CAREER STATS

YEAR	GP	GS	MIN	AVG	FG	FGA	PCT	3FG	3FGA	3PCT	FT	FTA	PCT	OFF	DEF	TOT	AVG	PF	FO	AST	TO	BLK	STL	PTS	AVG
2024-25	15	15	417	27.8	105	230	.457	34	107	.318	61	71	.859	19	21	40	2.7	32	0	54	32	4	41	305	20.3
CAREER	15	15	417	27.8	105	230	.457	34	107	.318	61	71	.859	19	21	40	2.7	32	0	54	32	4	41	305	20.3



2 JADA BROWN

@_jadabrown
 @brownjadaa
 @jadabrown_

G // 5-8 // Jr. // Bentonville, Ark. (Bentonville HS)

SEASON HIGHS

Points // 6, West Georgia (12/21/24)
FG Made // 2, West Georgia (12/21/24)
FG Attempts // 3, West Georgia (12/21/24)
3-Pt Made // 1 (2x), Last: West Georgia (12/21/24)
3-Pt Attempt // 2, West Georgia (12/21/24)
FT Made // 2, Lipscomb (11/4/24)
FT Attempt // 2 (2x), Last: West Georgia (12/21/24)
Rebounds // 2 (4x), Last: West Georgia (12/21/24)
Assists // 2, Alabama A&M (12/29/24)
Steals // 2 (2x), Last: West Georgia (12/21/24)
Blocks // --
Minutes // 13, Lipscomb (11/4/24)

CAREER HIGHS

Points // 12, vs. NC State (11/24/22)
FG Made // 4, vs. NC State (11/24/22)
FG Attempts // 12, Samford (11/10/22)
3-Pt Made // 4, vs. NC State (11/24/22)
3-Pt Attempt // 8, at LSU (01/01/23)
FT Made // 2 (3x), Last: Lipscomb (11/4/24)
FT Attempt // 2 (6x), Last: West Georgia (12/21/24)
Rebounds // 4 (4x), Last Radford (12/31/23)
Assists // 5, Tarleton State (11/15/22)
Steals // 2 (5x), Last: West Georgia (12/21/24)
Blocks // 1 (2x), Last: Florida (01/22/23)
Minutes // 42, Lipscomb (12/18/22)

- Appeared in 10 games off the bench in '24-25
- Shooting 55.6% from the field (5-of-9)
- Scored a season-high 6 pts in 10 min. vs. West Georgia
- Played in 59 career games with 22 starts at Vanderbilt
- Scored career-best 12 pts vs. NC State (11.24.22)
- SEC Winter Academic Honor Roll ('24)
- Majoring in Human & Organizational Development

SUPERLATIVES	24-25 CAREER	SUPERLATIVES	24-25 CAREER
10+ POINTS	-- 2	3+ STEALS	-- --
15+ POINTS	-- --	2+ BLOCKS	-- --
20+ POINTS	-- --	DOUBLE-DOUBLES	-- --
30+ POINTS	-- --	LED VANDY IN PTS	-- --
MADE 3+ 3-PT FG	-- 3	LED VANDY IN REB	-- --
10+ REBS	-- --	LED VANDY IN AST	-- 1
3+ ASSISTS	-- 1	LED VANDY IN STL	-- --
		LED VANDY IN BLK	-- --

GAME-BY-GAME

DATE	OPPONENT	GS	MIN	FGM/A	FG%	3FG/A	3P%	FTM/A	FG%	OFF	DEF	TOT	AVG	PF	AST	T/O	BLK	STL	PTS	AVG
11.4.24	LIPSCOMB		12:44	1-2	.500	0-0	.000	2-2	1.000	1	0	1	1.0	3	0	0	0	0	4	4.0
11.8.24	AUSTIN PEAY		08:06	0-1	.000	0-1	.000	0-0	.000	1	1	2	1.5	2	1	0	0	2	0	2.0
11.14.24	AT SOUTH FLORIDA		01:49	0-0	.000	0-0	.000	0-0	.000	0	0	0	1.0	0	0	0	0	0	0	1.3
11.17.24	BUTLER		03:55	0-1	.000	0-0	.000	0-0	.000	1	0	1	1.0	0	1	0	0	0	0	1.0
11.20.24	HAMPTON		03:57	0-0	.000	0-0	.000	0-0	.000	1	1	2	1.2	0	0	1	0	0	0	0.8
11.22.24	SAMFORD		02:55	0-0	.000	0-0	.000	0-0	.000	0	0	0	1.0	1	0	0	0	0	0	0.7
11.26.24	VS. ARIZONA	DNP - COACHES DECISION																		
11.27.24	VS. MICHIGAN ST.	DNP - COACHES DECISION																		
12.1.24	APPALACHIAN ST.		05:46	1-1	1.000	1-1	1.000	0-0	.000	0	2	2	1.1	0	1	0	0	1	3	1.0
12.4.24	AT MIAMI	DNP - COACHES DECISION																		
12.14.24	EVANSVILLE		06:19	1-1	1.000	0-0	.000	0-0	.000	0	0	0	1.0	0	0	1	0	1	2	1.1
12.19.24	AT DAYTON	DNP - COACHES DECISION																		
12.21.24	WEST GEORGIA		10:00	2-3	.667	1-2	.500	1-2	.500	0	2	2	1.1	1	0	0	0	2	6	1.7
12.29.24	ALABAMA A&M		04:01	0-0	.000	0-0	.000	0-0	.000	0	1	1	1.1	0	2	2	0	0	0	1.5
1.2.25	GEORGIA	DNP - COACHES DECISION																		
1.5.25	KENTUCKY																			
1.9.25	AT OLE MISS																			
1.13.25	AT LSU																			
1.19.25	TENNESSEE																			
1.23.25	ARKANSAS																			
1.26.25	AT ALABAMA																			
1.30.25	AT FLORIDA																			
2.2.25	OLE MISS																			
2.6.25	AT TEXAS																			
2.13.25	MISSISSIPPI STATE																			
2.16.25	AT AUBURN																			
2.20.25	AT OKLAHOMA																			
2.23.25	SOUTH CAROLINA																			
2.27.25	TEXAS A&M																			
3.2.25	AT MISSOURI																			
TOTAL		0	59:32	5-9	.556	2-4	.500	3-4	.750	4	7	11	1.1	7	5	4	0	6	15	1.5

CAREER STATS

YEAR	GP	GS	MIN	AVG	FG	FGA	PCT	3FG	3FGA	3PCT	FT	FTA	PCT	OFF	DEF	TOT	AVG	PF	FO	AST	TO	BLK	STL	PTS	AVG
2022-23	30	22	637	21.3	44	150	.293	32	105	.305	12	14	.857	13	19	32	1.1	35	0	24	44	1	14	132	4.4
2023-24	18	0	123	6.8	3	19	.158	2	15	.133	4	6	.667	2	9	11	0.6	12	0	7	6	0	2	12	0.7
2024-25	10	0	60	6.0	5	9	.556	2	4	.500	3	4	.750	4	7	11	1.1	7	0	5	4	0	6	15	1.5
CAREER	59	22	825	14.0	52	179	.291	36	125	.288	19	24	.792	19	35	54	0.9	54	0	36	54	1	22	159	2.7



4 MADISON GREENE

📷 @mad1son_O4
 📧 @Mad1son_O4

G // 5-6 // So. // Columbus, Ohio (Pickerington Central HS)

SEASON HIGHS

Points // 25, at Dayton (12/19/24)
FG Made // 7 (2x), Last: at Dayton (12/19/24)
FG Attempts // 14, at Dayton (12/19/24)
3-Pt Made // 5, at South Florida (11/14/24)
3-Pt Attempt // 8, at South Florida (11/14/24)
FT Made // 8, at Dayton (12/19/24)
FT Attempt // 10, at Dayton (12/19/24)
Rebounds // 6, Alabama A&M (12/29/24)
Assists // 6, Samford (11/22/24)
Steals // 6, Lipscomb (11/4/24)
Blocks // 1, Austin Peay (11/8/24)
Minutes // 37, at South Florida (11/14/24)

CAREER HIGHS

Points // 25, at Dayton (12/19/24)
FG Made // 7 (2x), Last: at Dayton (12/19/24)
FG Attempts // 14, at Dayton (12/19/24)
3-Pt Made // 5, at South Florida (11/14/24)
3-Pt Attempt // 8, at South Florida (11/14/24)
FT Made // 8, at Dayton (12/19/24)
FT Attempt // 10, at Dayton (12/19/24)
Rebounds // 6, Alabama A&M (12/29/24)
Assists // 6, Samford (11/22/24)
Steals // 6, Lipscomb (11/4/24)
Blocks // 1, Austin Peay (11/8/24)
Minutes // 37, at South Florida (11/14/24)

- Leads the team in points off the bench at 10.0 ppg
- Scored a career-high 25 pts in a reserve role at Dayton (Dec. 19)
- Made her first career start at South Fla. (Nov. 14) and scored 15 pts with a career-best five 3-pt FG made
- Tallied double-digit pts off the bench in seven games
- First Dore since 2018 to score 25 pts off the bench (at Dayton - 12.19)
- Scored double-digits in back-to-back games coming into Sunday

SUPERLATIVES

	24-25	CAREER
10+ POINTS	8	11
15+ POINTS	3	4
20+ POINTS	1	1
30+ POINTS	--	--
MADE 3+ 3-PT FG	2	3
10+ REBS	--	--
3+ ASSISTS	3	4

SUPERLATIVES

	24-25	CAREER
3+ STEALS	4	5
2+ BLOCKS	--	--
DOUBLE-DOUBLES	--	--
LED VANDY IN PTS	1	1
LED VANDY IN REB	--	--
LED VANDY IN AST	1	2
LED VANDY IN STL	1	2
LED VANDY IN BLK	--	--

GAME-BY-GAME

DATE	OPPONENT	GS	MIN	FGM/A	FG%	3FG/A	3P%	FTM/A	FG%	OFF	DEF	TOT	AVG	PF	AST	T/O	BLK	STL	PTS	AVG
11.4.24	LIPSCOMB		28:25	6-10	.600	0-1	.000	2-2	1.000	0	5	5	5.0	2	4	4	0	6	14	14.0
11.8.24	AUSTIN PEAY		30:15	3-10	.300	1-1	1.000	6-6	1.000	1	3	4	4.5	2	3	2	1	2	13	13.5
11.14.24	AT SOUTH FLORIDA *		37:10	5-9	.556	5-8	.625	0-0	.000	2	2	4	4.3	1	1	3	0	1	15	14.0
11.17.24	BUTLER	*	20:20	0-2	.000	0-2	.000	0-0	.000	0	2	2	3.8	3	1	5	0	3	0	10.5
11.20.24	HAMPTON		22:50	4-6	.667	1-2	.500	2-2	1.000	0	2	2	3.4	3	1	1	0	1	11	10.6
11.22.24	SAMFORD		27:01	7-9	.778	0-0	.000	2-2	1.000	1	3	4	3.5	3	6	2	0	1	16	11.5
11.26.24	VS. ARIZONA	*	18:04	1-4	.250	0-2	.000	1-2	.500	2	1	3	3.4	2	0	4	0	0	3	10.3
11.27.24	VS. MICHIGAN ST.	*	28:38	2-8	.250	0-2	.000	0-0	.000	0	1	1	3.1	3	1	2	0	2	4	9.5
12.1.24	APPALACHIAN ST.		16:07	2-8	.250	1-5	.200	1-1	1.000	0	2	2	3.0	2	1	2	0	0	6	9.1
12.4.24	AT MIAMI		19:50	3-4	.750	1-1	1.000	0-0	.000	0	0	0	2.7	1	3	1	0	0	7	8.9
12.14.24	EVANSVILLE		21:51	1-5	.200	0-2	.000	2-2	1.000	1	2	3	2.7	1	1	0	0	3	4	8.5
12.19.24	AT DAYTON		31:31	7-14	.500	3-7	.429	8-10	.800	3	2	5	2.9	2	1	0	0	3	25	9.8
12.21.24	WEST GEORGIA		11:26	0-6	.000	0-1	.000	2-2	1.000	2	1	3	2.9	0	1	0	0	1	2	9.2
12.29.24	ALABAMA A&M		24:12	5-7	.714	1-3	.333	1-2	.500	1	5	6	3.1	0	2	3	0	1	12	9.4
1.2.25	GEORGIA		19:24	2-6	.333	1-2	.500	5-5	1.000	0	1	1	3.0	0	1	2	0	0	10	9.5
1.5.25	KENTUCKY																			
1.9.25	AT OLE MISS																			
1.13.25	AT LSU																			
1.19.25	TENNESSEE																			
1.23.25	ARKANSAS																			
1.26.25	AT ALABAMA																			
1.30.25	AT FLORIDA																			
2.2.25	OLE MISS																			
2.6.25	AT TEXAS																			
2.13.25	MISSISSIPPI STATE																			
2.16.25	AT AUBURN																			
2.20.25	AT OKLAHOMA																			
2.23.25	SOUTH CAROLINA																			
2.27.25	TEXAS A&M																			
3.2.25	AT MISSOURI																			
TOTAL		4	357:04	48-108	.444	14-39	.359	32-36	.889	13	32	45	3.0	25	27	31	1	24	142	9.5

CAREER STATS

YEAR	GP	GS	MIN	AVG	FG	FGA	PCT	3FG	3FGA	3PCT	FT	FTA	PCT	OFF	DEF	TOT	AVG	PF	FO	AST	TO	BLK	STL	PTS	AVG
2023-24	11	0	217	19.7	31	73	.425	10	28	.357	4	6	.667	5	11	16	1.5	22	0	13	14	0	15	76	6.9
2024-25	15	4	357	23.8	48	108	.444	14	39	.359	32	36	.889	13	32	45	3.0	25	0	27	31	1	24	142	9.5
CAREER	26	4	574	22.1	79	181	.436	24	67	.358	36	42	.857	18	43	61	2.3	47	0	40	45	1	39	218	8.4





10 JANE NWABA

@jane11nwaba @jane11nwaba @janenwaba

G // 5-10 // Gr. // Carson, Calif. (Pepperdine)

SEASON HIGHS

Points // 12, Appalachian State (12/1/24)
FG Made // 4 (2x), Last: Appalachian State (12/1/24)
FG Attempts // 10, Austin Peay (11/8/24)
3-Pt Made // 3, Butler (11/17/24)
3-Pt Attempt // 4, Georgia (01/02/25)
FT Made // 3, Alabama A&M (12/29/24)
FT Attempt // 3 (2x), Last: Alabama A&M (12/29/24)
Rebounds // 6, Lipscomb (11/4/24)
Assists // 3, Lipscomb (11/4/24)
Steals // 2 (2x), Last: Appalachian State (12/1/24)
Blocks // 3, Hampton (11/20/24)
Minutes // 27, Georgia (01/02/25)

CAREER HIGHS

Points // 22, San Francisco (02/01/24)
FG Made // 8, San Francisco (02/01/24)
FG Attempts // 18, Pacific (02/22/24)
3-Pt Made // 3 (2x), Last: Butler (11/17/24)
3-Pt Attempt // 7, at Saint Mary's (01/07/23)
FT Made // 8, Gonzaga (12/29/22)
FT Attempt // 12, Cal State LA (12/29/23)
Rebounds // 12 (3x), Last: at LMU (01/27/24)
Assists // 8, at San Francisco (02/01/24)
Steals // 4, Cal State LA (12/29/23)
Blocks // 3, Hampton (11/20/24)
Minutes // 40 (2x), Last: Gonzaga (02/24/24)

- Made 13 starts for the Commodores this season
Scored a season-high 12 pts vs. Appalachian State (Dec. 1)
Her eight blocks is tied for the team lead w/ L. Kapinus & A. Mitchell
Played four seasons at Pepperdine
Collected 11 career double-doubles, with nine coming during '23-24
Averaged 10.0 pts, 6.9 reb, 2.6 ast her the last 2 seasons at Pepperdine
Appeared in 119 games with 76 starts in her collegiate career

Table with 4 columns: SUPERLATIVES, 24-25 CAREER, SUPERLATIVES, 24-25 CAREER. Rows include 10+ POINTS, 15+ POINTS, 20+ POINTS, 30+ POINTS, MADE 3+ 3-PT FG, 10+ REBS, 3+ ASSISTS, 3+ STEALS, 2+ BLOCKS, DOUBLE-DOUBLES, LED VANDY IN PTS, LED VANDY IN REB, LED VANDY IN AST, LED VANDY IN STL, LED VANDY IN BLK.

GAME-BY-GAME

Game-by-game statistics table with columns: DATE, OPPONENT, GS, MIN, FGM/A, FG%, 3FG/A, 3P%, FTM/A, FG%, OFF, DEF, TOT, AVG, PF, AST, T/O, BLK, STL, PTS, AVG.

CAREER STATS

Career statistics table with columns: YEAR, GP, GS, MIN, AVG, FG, FGA, PCT, 3FG, 3FGA, 3PCT, FT, FTA, PCT, OFF, DEF, TOT, AVG, PF, FO, AST, TO, BLK, STL, PTS, AVG.

* at Pepperdine



24 AGA MAKURAT

@a.makurat24

G // 6-3 // So. // Sierakowice, Poland (Sopocka Akademia Tenisowa)

SEASON HIGHS

Points // 10, App State (12/1/24)
 FG Made // 4, App State (12/1/24)
 FG Attempts // 8 (2x), Last: App State (12/1/24)
 3-Pt Made // 2 (3x), Last: Alabama A&M (12/29/24)
 3-Pt Attempt // 6, at South Florida (11/14/24)
 FT Made // 1, App State (12/1/24)
 FT Attempt // 1, App State (12/1/24)
 Rebounds // 5 (2x), Last: West Georgia (12/21/24)
 Assists // 3, App State (12/1/24)
 Steals // 1 (3x), Last: Alabama A&M (12/29/24)
 Blocks // 2 (2x), Last: Hampton (11/20/24)
 Minutes // 20, App State (12/1/24)

CAREER HIGHS

Points // 18 (2x), Last: at South Carolina (01/28/24)
 FG Made // 6, at South Carolina (01/28/24)
 FG Attempts // 9 (3x), Last: at South Carolina (01/28/24)
 3-Pt Made // 5, Western Kentucky (11/15/23)
 3-Pt Attempt // 7 (2x), Last: at South Carolina (01/28/24)
 FT Made // 3, Western Kentucky (11/15/23)
 FT Attempt // 4, Western Kentucky (11/15/23)
 Rebounds // 7, at South Carolina (01/28/24)
 Assists // 3 (3x), Last: App State (12/1/24)
 Steals // 2, Kennesaw State (11/06/23)
 Blocks // 3, Florida (01/07/24)
 Minutes // 24, at South Carolina (01/28/24)

- Scored a season-high 10 pts vs. App State (Dec. 1)
- Played in 10 games off the bench this season
- Appeared in 43 games and made three starts at Vanderbilt
- Shot 32.2% from behind the arc in '23-24
- Led the Commodores in scoring twice in '23-24

	24-25 CAREER		24-25 CAREER	
10+ POINTS	1	4	3+ STEALS	--
15+ POINTS	--	2	2+ BLOCKS	2
20+ POINTS	--	--	DOUBLE-DOUBLES	--
30+ POINTS	--	--	LED VANDY IN PTS	2
MADE 3+ 3-PT FG	--	3	LED VANDY IN REB	1
10+ REBS	--	--	LED VANDY IN AST	--
3+ ASSISTS	1	3	LED VANDY IN STL	--
			LED VANDY IN BLK	7

GAME-BY-GAME

DATE	OPPONENT	GS	MIN	FGM/A	FG%	3FG/A	3P%	FTM/A	FG%	OFF	DEF	TOT	AVG	PF	AST	T/O	BLK	STL	PTS	AVG
11.4.24	LIPSCOMB		18:13	1-8	.125	1-5	.200	0-0	.000	1	3	4	4.0	1	0	1	0	0	3	3.0
11.8.24	AUSTIN PEAY		17:21	2-5	.400	2-5	.400	0-0	.000	0	4	4	4.0	1	2	1	2	0	6	4.5
11.14.24	AT SOUTH FLORIDA		14:16	1-7	.143	0-6	.000	0-0	.000	1	1	2	3.3	0	0	0	0	0	2	3.7
11.17.24	BUTLER		07:12	1-2	.500	1-1	1.000	0-0	.000	0	0	0	2.5	1	1	1	0	1	3	3.5
11.20.24	HAMPTON		16:30	2-5	.400	2-5	.400	0-0	.000	1	4	5	3.0	0	1	0	2	0	6	4.0
11.22.24	SAMFORD		04:02	0-2	.000	0-1	.000	0-0	.000	0	1	1	2.7	0	0	1	0	0	0	3.3
11.26.24	VS. ARIZONA																			
11.27.24	VS. MICHIGAN ST.																			
12.1.24	APPALACHIAN ST.		19:47	4-8	.500	1-4	.250	1-1	1.000	1	3	4	2.9	0	3	1	0	1	10	4.3
12.4.24	AT MIAMI																			
12.14.24	EVANSVILLE		07:45	0-3	.000	0-3	.000	0-0	.000	0	2	2	2.8	0	0	1	0	0	0	3.8
12.19.24	AT DAYTON																			
12.21.24	WEST GEORGIA		16:42	0-4	.000	0-4	.000	0-0	.000	3	2	5	3.0	0	2	1	1	0	0	3.3
12.29.24	ALABAMA A&M		07:14	3-4	.750	2-3	.667	0-0	.000	0	0	0	2.7	0	0	0	0	1	8	3.8
1.2.25	GEORGIA																			
1.5.25	KENTUCKY																			
1.9.25	AT OLE MISS																			
1.13.25	AT LSU																			
1.19.25	TENNESSEE																			
1.23.25	ARKANSAS																			
1.26.25	AT ALABAMA																			
1.30.25	AT FLORIDA																			
2.2.25	OLE MISS																			
2.6.25	AT TEXAS																			
2.13.25	MISSISSIPPI STATE																			
2.16.25	AT AUBURN																			
2.20.25	AT OKLAHOMA																			
2.23.25	SOUTH CAROLINA																			
2.27.25	TEXAS A&M																			
3.2.25	AT MISSOURI																			
TOTAL		0	129:03	14-48	.292	9-37	.243	1-1	1.000	7	20	27	2.7	3	9	7	5	3	38	3.8

CAREER STATS

YEAR	GP	GS	MIN	AVG	FG	FGA	PCT	3FG	3FGA	3PCT	FT	FTA	PCT	OFF	DEF	TOT	AVG	PF	FO	AST	TO	BLK	STL	PTS	AVG
2023-24	33	3	469	14.2	44	129	.341	29	90	.322	11	14	.786	12	37	49	1.5	29	0	19	32	13	10	128	3.9
2024-25	10	0	129	12.9	14	48	.292	9	37	.243	1	1	1.000	7	20	27	2.7	3	0	9	7	5	3	38	3.8
CAREER	43	3	598	13.9	58	177	.328	38	127	.299	12	15	.800	19	57	76	1.8	32	0	28	39	18	13	166	3.9



30 TRINITY WILSON

@trinityy.wilsonn
 @trinitywilson_bts
 @TrinityWilson30

F // 6-3 // Fr. // Lakeville, Minn. (Lakeville North HS)**SEASON HIGHS**

Points // 6, West Georgia (12/21/24)
 FG Made // 3, West Georgia (12/21/24)
 FG Attempts // 5, West Georgia (12/21/24)
 3-Pt Made // --
 3-Pt Attempt // --
 FT Made // 1, App State (12/1/24)
 FT Attempt // 2, Austin Peay (11/8/24)
 Rebounds // 5 (2x), Last: Austin Peay (11/8/24)
 Assists // 1 (5x), Last: Alabama A&M (12/29/24)
 Steals // --
 Blocks // 1 (2x), Last: West Georgia (12/21/24)
 Minutes // 11, Lipscomb (11/4/24)

CAREER HIGHS

Points // 6, West Georgia (12/21/24)
 FG Made // 3, West Georgia (12/21/24)
 FG Attempts // 5, West Georgia (12/21/24)
 3-Pt Made // --
 3-Pt Attempt // --
 FT Made // 1, App State (12/1/24)
 FT Attempt // 2, Austin Peay (11/8/24)
 Rebounds // 5 (2x), Last: Austin Peay (11/8/24)
 Assists // 1 (5x), Last: Alabama A&M (12/29/24)
 Steals // --
 Blocks // 1 (2x), Last: West Georgia (12/21/24)
 Minutes // 11, Lipscomb (11/4/24)

- Pulled down 5 reb and scored 2 pts in her debut vs. Lipscomb (11/4/24)
- Scored a career-high six points vs. West Georgia on 12.21
- Ranked the fifth-best player in Minnesota according to PrepGirlsHoops.com
- Selected to Minnesota All-Star Basketball Game
- Collected over 1,000 pts and 1,000 reb during her prep career
- All-state honorable mention ('23)

SUPERLATIVES

10+ POINTS -- --
 15+ POINTS -- --
 20+ POINTS -- --
 30+ POINTS -- --
 MADE 3+ 3-PT FG -- --
 10+ REBS -- --
 3+ ASSISTS -- --

24-25 CAREER

-- --
 -- --
 -- --
 -- --
 -- --
 -- --
 -- --

SUPERLATIVES

3+ STEALS -- --
 2+ BLOCKS -- --
 DOUBLE-DOUBLES -- --
 LED VANDY IN PTS -- --
 LED VANDY IN REB -- --
 LED VANDY IN AST -- --
 LED VANDY IN STL -- --
 LED VANDY IN BLK -- --

24-25 CAREER

-- --
 -- --
 -- --
 -- --
 -- --
 -- --
 -- --

GAME-BY-GAME

DATE	OPPONENT	GS	MIN	FGM/A	FG%	3FG/A	3P%	FTM/A	FG%	OFF	DEF	TOT	AVG	PF	AST	T/O	BLK	STL	PTS	AVG
11.4.24	LIPSCOMB		10:31	1-4	.250	0-0	.000	0-0	.000	2	3	5	5.0	1	1	1	0	0	2	2.0
11.8.24	AUSTIN PEAY		05:09	2-4	.500	0-0	.000	0-2	.000	2	3	5	5.0	1	0	0	0	0	4	3.0
11.14.24	AT SOUTH FLORIDA																			
11.17.24	BUTLER		02:31	0-0	.000	0-0	.000	0-0	.000	0	0	0	3.3	0	0	0	0	0	0	2.0
11.20.24	HAMPTON		03:57	0-1	.000	0-0	.000	0-0	.000	0	0	0	2.5	0	1	0	1	0	0	1.5
11.22.24	SAMFORD																			
11.26.24	VS. ARIZONA																			
11.27.24	VS. MICHIGAN ST.																			
12.1.24	APPALACHIAN ST.		08:30	1-4	.250	0-0	.000	1-1	1.000	0	0	0	2.0	0	1	0	0	0	3	1.8
12.4.24	AT MIAMI																			
12.14.24	EVANSVILLE		02:48	1-3	.333	0-0	.000	0-0	.000	1	1	2	2.0	0	0	0	0	0	2	1.8
12.19.24	AT DAYTON																			
12.21.24	WEST GEORGIA		06:43	3-5	.600	0-0	.000	0-0	.000	0	2	2	2.0	0	1	1	1	0	6	2.4
12.29.24	ALABAMA A&M		01:51	0-0	.000	0-0	.000	0-0	.000	0	0	0	1.8	0	1	0	0	0	0	2.1
1.2.25	GEORGIA																			
1.5.25	KENTUCKY																			
1.9.25	AT OLE MISS																			
1.13.25	AT LSU																			
1.19.25	TENNESSEE																			
1.23.25	ARKANSAS																			
1.26.25	AT ALABAMA																			
1.30.25	AT FLORIDA																			
2.2.25	OLE MISS																			
2.6.25	AT TEXAS																			
2.13.25	MISSISSIPPI STATE																			
2.16.25	AT AUBURN																			
2.20.25	AT OKLAHOMA																			
2.23.25	SOUTH CAROLINA																			
2.27.25	TEXAS A&M																			
3.2.25	AT MISSOURI																			
TOTAL		0	42:00	8-21	.381	0-0	.000	1-3	.333	5	9	14	1.8	2	5	2	2	0	17	2.1

CAREER STATS

YEAR	GP	GS	MIN	AVG	FG	FGA	PCT	3FG	3FGA	3PCT	FT	FTA	PCT	OFF	DEF	TOT	AVG	PF	FO	AST	TO	BLK	STL	PTS	AVG
2024-25	8	0	42	5.3	8	21	.381	0	0	.000	1	3	.333	5	9	14	1.8	2	0	5	2	2	0	17	2.1
CAREER	8	0	42	5.3	8	21	.381	0	0	.000	1	3	.333	5	9	14	1.8	2	0	5	2	2	0	17	2.1





35 SACHA WASHINGTON

@sacha_washington

@sacha_washington

@sachaw33

F // 6-2 // Sr. // Lawrenceville, Ga. (Collins Hill HS)

SEASON HIGHS

Points // --
 FG Made // --
 FG Attempts // --
 3-Pt Made // --
 3-Pt Attempt // --
 FT Made // --
 FT Attempt // --
 Rebounds // --
 Assists // --
 Steals // --
 Blocks // --
 Minutes // --

CAREER HIGHS

Points // 33, Louisiana Tech (12/03/23)
 FG Made // 15, Louisiana Tech (12/03/23)
 FG Attempts // 20, Louisiana Tech (12/03/23)
 3-Pt Made // --
 3-Pt Attempt // 1, Lipscomb (12/18/22)
 FT Made // 10, Fairfield (11/12/23)
 FT Attempt // 16, Fairfield (11/12/23)
 Rebounds // 17, Fairfield (11/12/23)
 Assists // 7, Fairfield (11/12/23)
 Steals // 8, Louisiana Tech (12/03/23)
 Blocks // 6, Dayton (12/20/23)
 Minutes // 40, vs. Florida (03/07/24)

- Utilizing Medical Redshirt in '24-25
- Preseason Cheryl Miller Award Watch List ('25)
- Appeared in 99 games and made 72 starts in three seasons at Vanderbilt
- Averaged a career-best 12.1 ppg as a junior
- Led the team with 8 double-doubles in '23-24
- Led Vandy with 7.9 rpg in '23-24
- All-SEC freshman team ('22)

SUPERLATIVES

	24-25 CAREER
10+ POINTS	-- 48
15+ POINTS	-- 20
20+ POINTS	-- 6
30+ POINTS	-- 1
MADE 3+ 3-PT FG	-- --
10+ REBS	-- 24
3+ ASSISTS	-- 8

SUPERLATIVES

	24-25 CAREER
3+ STEALS	-- 9
2+ BLOCKS	-- 28
DOUBLE-DOUBLES	-- 22
LED VANDY IN PTS	-- 13
LED VANDY IN REB	-- 53
LED VANDY IN AST	-- 5
LED VANDY IN STL	-- 5
LED VANDY IN BLK	-- 54

GAME-BY-GAME

DATE	OPPONENT	GS	MIN	FGM/A	FG%	3FG/A	3P%	FTM/A	FG%	OFF	DEF	TOT	AVG	PF	AST	T/O	BLK	STL	PTS	AVG	
11.4.24	LIPSCOMB																				
11.8.24	AUSTIN PEAY																				
11.14.24	AT SOUTH FLORIDA																				
11.17.24	BUTLER																				
11.20.24	HAMPTON																				
11.22.24	SAMFORD																				
11.26.24	VS. ARIZONA																				
11.27.24	VS. MICHIGAN ST.																				
12.1.24	APPALACHIAN ST.																				
12.4.24	AT MIAMI																				
12.14.24	EVANSVILLE																				
12.19.24	AT DAYTON																				
12.21.24	WEST GEORGIA																				
12.29.24	ALABAMA A&M																				
1.2.25	GEORGIA																				
1.5.25	KENTUCKY																				
1.9.25	AT OLE MISS																				
1.13.25	AT LSU																				
1.19.25	TENNESSEE																				
1.23.25	ARKANSAS																				
1.26.25	AT ALABAMA																				
1.30.25	AT FLORIDA																				
2.2.25	OLE MISS																				
2.6.25	AT TEXAS																				
2.13.25	MISSISSIPPI STATE																				
2.16.25	AT AUBURN																				
2.20.25	AT OKLAHOMA																				
2.23.25	SOUTH CAROLINA																				
2.27.25	TEXAS A&M																				
3.2.25	AT MISSOURI																				
TOTAL		0	00.00	0-0	.000	0-0	.000	0-0	.000	0	0	0	0.0	0	0	0	0	0	0	0	0.0

CAREER STATS

YEAR	GP	GS	MIN	AVG	FG	FGA	PCT	3FG	3FGA	3PCT	FT	FTA	PCT	OFF	DEF	TOT	AVG	PF	FO	AST	TO	BLK	STL	PTS	AVG
2021-22	35	8	708	20.2	104	224	.464	0	0	.000	58	85	.682	113	117	230	6.6	87	2	26	57	19	26	266	7.6
2022-23	31	31	798	25.7	136	294	.463	0	1	.000	72	114	.632	91	137	228	7.4	87	5	35	67	45	25	344	11.1
2023-24	33	33	959	29.1	163	310	.526	0	0	.000	72	117	.615	118	144	262	7.9	91	4	44	90	44	52	398	12.1
2024-25	--	--	--	--	--	--	--	--	--	--	--	--	--	--	--	--	--	--	--	--	--	--	--	--	--
CAREER	99	72	2465	24.9	403	828	.487	0	1	.000	202	316	.639	322	398	720	7.3	265	11	105	214	108	103	1008	10.2





GAME 5 RECAPS

GAME 1 Vanderbilt vs. Lipscomb

Scoreboard for Game 1: Vanderbilt 102, Lipscomb 50. Q1: 15-10, Q2: 10-14, Q3: 14-11, Q4: 11-50.

DATE Nov. 4, 2024 SITE Memorial Gymnasium (Nashville, Tenn.)

TIPOFF 11:00 a.m. END 12:48 p.m. ELAPSED 1:48 ATTENDANCE 5,282

DORES DOMINATE BISONS

NASHVILLE, Tenn. - The Vanderbilt women's basketball team began the 2024-25 campaign in a big way, as the Commodores blitzed Lipscomb, 102-50, in Monday's season opener.

Vanderbilt scored 100-plus points for the first time under head coach Shea Ralph in the season-opening victory over the Bisons. The last time the Dores registered 100 or more points came on Nov. 25, 2019, when Vandy posted a 106-55 win at Tennessee State.

The Commodores move to 1-0 on the year, while Lipscomb falls to 0-1. With the win, Vanderbilt improves to 4-0 in season openers under Ralph. She becomes the first Vandy women's basketball coach to win four straight season openers to begin their career.

Sophomore Khamil Pierre registered her fifth career double-double in the season opener. The 6-2 forward scored a team-high 25 points and pulled down a team-best 14 rebounds in 24 minutes of action. The Phoenix, Arizona, native went 12-of-17 from the field and added five steals to her stat line.

Pierre was one of four Vanderbilt players to register double-digit points against Lipscomb. Freshman Mikayla Blakes tallied 23 points in her Vanderbilt debut. Meanwhile, senior Iyana Moore added 15 points to extend her double-digit scoring streak to eight games, and sophomore Madison Greene collected 14 points off the bench in her first game with the Commodores since her season-ending knee injury against Lipscomb last year.

The Commodores used its size advantage against Lipscomb throughout the game, as Vandy scored 70 points in the paint, which allowed the Dores to shoot 53.1 percent from the field. Defensively, Vanderbilt held LU to 27.9 percent from the field and forced its Music City counterpart into 23 turnovers.

BOX SCORE

Box score for Game 1: Vanderbilt vs Lipscomb. Includes player stats for 10 players and team totals.

GAME 2 Vanderbilt vs. Austin Peay

Scoreboard for Game 2: Vanderbilt 93, Austin Peay 37. Q1: 16-10, Q2: 10-4, Q3: 4-7, Q4: 7-37.

DATE Nov. 8, 2024 SITE Memorial Gymnasium (Nashville, Tenn.)

TIPOFF 6:30 p.m. END 8:31 p.m. ELAPSED 2:01 ATTENDANCE 2,343

DORES RUN AWAY FROM GOVERNORS

NASHVILLE, Tenn. - The Vanderbilt women's basketball rolled to a second-straight victory over the 2024-25 season, as the Commodores collected a 93-37 win over Austin Peay Friday night at Memorial Gym.

Sophomore Khamil Pierre posted her second-consecutive double-double to begin her 2024-25 campaign, as she scored 13 points and pulled down 10 rebounds against the Governors. Pierre becomes the first Vanderbilt since Koi Love in 2020-21 to start a season with two-straight double-doubles. It was also Pierre's sixth career double-double at Vandy.

The win moves Vanderbilt to 2-0 on the year, while Austin Peay falls to 0-2. It marks the second-straight season that the Dores have won the first two games of a season. The Commodores also improve to 26-5 against nonconference foes at Memorial Gym under head coach Shea Ralph. Vandy moved to 18-1 all-time against APSU, as the Dores have won 18-straight games against the Govs.

Pierre led a quartet of double-digit scorers for the Commodores on Friday's victory. She was joined by senior Iyana Moore and freshman Mikayla Blakes, who each scored a game-high 16 points. Moore's 16-point effort extended her double-digit scoring streak to nine games dating back to last season. Sophomore Madison Greene registered a team-best 13 points off the bench in a career-high 30 minutes of action. Greene and Moore each dished out a game-best three assists, while Blakes paced the Vandy with three steals.

Vanderbilt used a 24-0 run that started at the 1:46 mark of the second quarter and ended with 6:27 left to play in the third to put the Govs away for good. The Commodores scored the final 11 points of the second quarter, then registered the first 13 points of the third stanza.

Vanderbilt's extended run turned a 15-point lead into a 39-point advantage for the Dores.

The Vandy defense locked up Austin Peay over the final two frames, as the Commodores allowed 11 points over the final 20 minutes of play. Vanderbilt held APSU to four points in the third quarter. That marks the lowest point total allowed by the Commodores in a stanza since last season's contest at Butler, where Vandy held the Bulldogs to four second-quarter points.

The Dores shot 45.1 percent from the floor Friday while holding the Governors to a 28.8 field goal percentage. Vanderbilt scored 42 points in the paint and forced Austin Peay into 25 turnovers that turned into 33 points.

BOX SCORE

Box score for Game 2: Vanderbilt vs Austin Peay. Includes player stats for 10 players and team totals.

GAME 3 Vanderbilt at South Florida

Scoreboard for Game 3: Vanderbilt 62, South Florida 49. Q1: 19-15, Q2: 8-10, Q3: 2-8, Q4: 8-62.

DATE Nov. 14, 2024 SITE Yuengling Center (Tampa, Fla.)

TIPOFF 6:00 p.m. END 7:44 p.m. ELAPSED 1:44 ATTENDANCE 2,606

DORES DORES REIN IN BULLS

TAMPA, Fla. - The Vanderbilt women's basketball team continued to play stellar defense in the early stages of the 2024-25 season, as the Commodores locked up South Florida on Thursday night to pick up a 62-49 win on the road.

The Dores forced the Bulls into 23 turnovers that turned into 19 points for Vanderbilt. Vandy limited USF to 36.8 percent from the floor, as the Dores did not allow a 3-point field goal over the final two quarters of play. Vanderbilt held South Florida to 12 or fewer points in the second and fourth quarters, marking the seventh time Vandy has accomplished the feat in 12 quarters this season.

The win moves the Commodores to 3-0 on the year, while South Florida falls to an even 2-2. Vandy has now won its first three games of the year in back-to-back seasons.

Sophomore Khamil Pierre registered her third-straight double-double to lead a trio of double-digit scorers for Vanderbilt. The 6-2 forward tallied a game-high 17 points and 10 rebounds in the win. She becomes the first Dores since Koi Love in 2020-21 to begin a season with three consecutive double-doubles. Pierre joins Fresno State's Mia Jacobs as the only two NCAA Division I players to post three double-doubles this season.

Freshman Mikayla Blakes scored double-digit points for the third game in a row to start her Vanderbilt career, as the Somerset, New Jersey, native tallied 16 points. Sophomore Madison Greene, who made her first career start at Vanderbilt on Thursday, drilled a career-best five 3-point field goals en route to a 15-point performance in a career-high 37 minutes of action.

As a team, Vanderbilt shot 38.2 percent from the floor against South Florida. Despite being outrebounded 43-37, the Commodores were still able to outscore the Bulls in the paint, 28-24, and held a 12-7 edge in second-chance points.

BOX SCORE

Box score for Game 3: Vanderbilt vs South Florida. Includes player stats for 10 players and team totals.

BOX SCORE

Box score for Game 4: Vanderbilt vs Lipscomb. Includes player stats for 10 players and team totals.

BOX SCORE

Box score for Game 5: Vanderbilt vs Austin Peay. Includes player stats for 10 players and team totals.

BOX SCORE

Box score for Game 6: Vanderbilt vs South Florida. Includes player stats for 10 players and team totals.

Summary statistics for Game 1: Bisons vs Vandy. Points from Turnovers, Paint, Second Chance, Fast Breaks, Bench.

Summary statistics for Game 2: APSU vs Vandy. Points from Turnovers, Paint, Second Chance, Fast Breaks, Bench.

Summary statistics for Game 3: VAN vs USF. Points from Turnovers, Paint, Second Chance, Fast Breaks, Bench.

INDIVIDUAL LEADERS

Individual leaders for Game 1: Points (Khamil Pierre - 25), Rebounds (Khamil Pierre - 14), Assists (Mikayla Blakes - 5), Steals (Khamil Pierre - 5), Blocks (Aiyana Mitchell - 1).

INDIVIDUAL LEADERS

Individual leaders for Game 2: Points (Khamil Pierre - 16), Rebounds (Khamil Pierre - 10), Assists (Mikayla Blakes - 3), Steals (Khamil Pierre - 5), Blocks (Khamil Pierre - 1).

INDIVIDUAL LEADERS

Individual leaders for Game 3: Points (Khamil Pierre - 17), Rebounds (Khamil Pierre - 10), Assists (Khamil Pierre - 10), Steals (Khamil Pierre - 9), Blocks (No Blocks).

Points, Rebounds, Assists, Steals, Blocks for Game 1.

Points, Rebounds, Assists, Steals, Blocks for Game 2.

Points, Rebounds, Assists, Steals, Blocks for Game 3.

GAME RECAPS

GAME 4 Vanderbilt vs. Butler

Scoreboard for Game 4: Vanderbilt 81, Butler 52. Box score columns for 1, 2, 3, 4, and TOTAL.

DATE Nov. 17, 2024 SITE Memorial Gymnasium (Nashville, Tenn.)

TIPOFF 2:00 p.m. END 3:45 p.m. ELAPSED 1:45 ATTENDANCE 2,615

DORES CAGE BULLDOGS

NASHVILLE, Tenn. - The duo of freshman Mikayla Blakes and sophomore Khamil Pierre sparked the Vanderbilt women's basketball team to an 81-52 win over Butler on Sunday to kick off a three-game homestand at Memorial Gymnasium.

The Commodore underclassmen outscored Butler by a point, as they combined to register 53 points against the Bulldogs. Blakes registered a career-high 29 points in Sunday's win, while Pierre chipped in 24 points. They are the first set of Vandy women's basketball players to score 20 points in a game since Jan. 7, 2024, when Jordyn Cambridge (24 points) and Iyana Moore (20 points) accomplished the feat against Florida at Memorial Gym.

The win improves Vanderbilt to 4-0 on the year, as the Dores handed the Bulldogs, who are now 3-1, their first loss of the 2024-25 campaign.

Blakes' 29-point performance against Butler is tied for the fifth-most points scored by a Vanderbilt freshman in a game. She matches with Kady Schramm (vs. LSU, Jan. 29, 2012), Barbara Brackman (vs. Duke, March 13, 1982), and Harriet Brumfield (at Delta State, Feb. 20, 1982, and vs. Northwestern, Nov. 27, 1981). Blakes also extends her double-digit scoring streak to four games to open her Vanderbilt career.

Pierre had a 24-point performance to extend her double-digit scoring streak to seven games dating back to last season. The 6-2 forward pulled down a game-high eight rebounds, bringing her three-game double-double streak to an end. It is the third time in Pierre's collegiate career that she has scored 20 or more points in a game. She also collected a game-best four steals against the Bulldogs.

The Commodores shot 50.9 percent from the field on Sunday while limiting Butler to a 38.3 percent success rate from the floor. The Dores hit a season-high eight 3-pointers in the win and held a 33-25 edge on the glass. Vandy forced Butler into 30 turnovers, which turned into 41 points for the Commodores.

BOX SCORE

Box score for Game 4: Butler vs. Vanderbilt. Includes player names, minutes, FG, 3P, FT, Rebounds, Fouls, TP, AS, TO, ST, Blocks, and Shooting By Period.

Box score for Game 4: Vanderbilt vs. Butler. Includes player names, minutes, FG, 3P, FT, Rebounds, Fouls, TP, AS, TO, ST, Blocks, and Shooting By Period.

Summary statistics for Game 4: Butler vs. Vanderbilt. Includes Points from, Turnovers, Period by Period Scoring, Best Scoring Run, Lead Changes, Second Chance, Fast Breaks, and Time with Lead.

INDIVIDUAL LEADERS

Individual leaders for Game 4: Points (Mikayla Blakes - 29 pts), Rebounds (Khamil Pierre - 8 reb), Assists (Jordyn Oliver - 6 ast), Steals (Khamil Pierre - 4 stl), Blocks (L. Kapinus/J. Nwabala - 1 blk).

GAME 5 Vanderbilt vs. Hampton

Scoreboard for Game 5: Vanderbilt 94, Hampton 45. Box score columns for 1, 2, 3, 4, and TOTAL.

DATE Nov. 20, 2024 SITE Memorial Gymnasium (Nashville, Tenn.)

TIPOFF 6:30 p.m. END 8:11 p.m. ELAPSED 1:41 ATTENDANCE 2,353

DORES SINK LADY PIRATES

NASHVILLE, Tenn. - The Vanderbilt women's basketball team rolled to a 94-45 victory over Hampton Wednesday night at Memorial Gymnasium, as the Commodores remain perfect at 5-0 to open the 2024-25 season.

With the win, Vanderbilt improves to 5-0 for the third year in a row. It marks the first time in program history that the Dores have opened three consecutive seasons at 5-0. The loss drops Hampton to 1-3 overall this season.

The Commodores got off to a slow start but used a 5-17 run between the second and third quarters that broke a 23-23 tie and gave Vandy a 44-30 advantage. The Dores held the Lady Pirates scoreless for 7:05 of game time and rolled off 26 straight points during the stretch to post its longest-scoring run of the season. It is also the second time that Vanderbilt has scored 20-plus points in a row this season, as the Commodores put up 24 straight points against Austin Peay on Nov. 8.

Freshman Mikayla Blakes turned in another spectacular performance. She scored a game-high 22 points and dished out a career-best eight assists to go along with three steals. Blakes, who was named the SEC Freshman of the Week for the first time in her career earlier this week, is the only Commodore since at least 2009-10 to register at least 15-plus points and two or more steals in each of their first five games at Vanderbilt.

Sophomore Khamil Pierre collected her fourth double-double of the season with a 15-point, 12-rebound effort against the Lady Pirates. The 6-2 forward was one of four double-digit scorers for the Commodores in Wednesday's victory. Senior Iyana Moore returned from a one-game absence and scored 12 points, going 5-of-10 from the floor. Sophomore Madison Greene chipped in 11 points off the bench after starting in the last two games in Moore's place. Greene has now scored double-digit points in all three games she has come off the bench this season.

Vanderbilt shot 54.3 percent from the field. It is the third time that the Commodores have shot over 50 percent from the floor in 2024-25. The Dores held Hampton to 36.7 percent from the floor and allowed a season-low three three-point field goals. Vandy forced HU into 24 turnovers, which the Commodores turned into 36 points.

BOX SCORE

Box score for Game 5: Hampton vs. Vanderbilt. Includes player names, minutes, FG, 3P, FT, Rebounds, Fouls, TP, AS, TO, ST, Blocks, and Shooting By Period.

Box score for Game 5: Vanderbilt vs. Hampton. Includes player names, minutes, FG, 3P, FT, Rebounds, Fouls, TP, AS, TO, ST, Blocks, and Shooting By Period.

Summary statistics for Game 5: Hampton vs. Vanderbilt. Includes Points from, Turnovers, Period by Period Scoring, Best Scoring Run, Lead Changes, Second Chance, Fast Breaks, and Time with Lead.

INDIVIDUAL LEADERS

Individual leaders for Game 5: Points (Mikayla Blakes - 22 pts), Rebounds (Khamil Pierre - 15 reb), Assists (Khamil Pierre - 12 reb), Steals (Mikayla Blakes - 8 ast), Blocks (Mikayla Blakes - 8 ast).

GAME 6 Vanderbilt vs. Samford

Scoreboard for Game 6: Vanderbilt 104, Samford 59. Box score columns for 1, 2, 3, 4, and TOTAL.

DATE Nov. 22, 2024 SITE Memorial Gymnasium (Nashville, Tenn.)

TIPOFF 6:30 p.m. END 8:27 p.m. ELAPSED 1:56 ATTENDANCE 2,524

REMAINING PERFECT

NASHVILLE, Tenn. - The Vanderbilt women's basketball registered 100-plus points for the second time this season, as the Commodores posted a 104-59 win over Samford Friday at Memorial Gymnasium to close out a three-game homestand.

Vandy got a pair of double-doubles from sophomore Khamil Pierre and graduate student Leilani Kapinus in the win over the Bulldogs. The duo were among six Commodores to score double figures on Friday. They are the first set of Commodore teammates to post a double-double in the same game since March 7, 2024, when Pierre (16 points, 15 rebounds) and Sacha Washington (10 points, 11 rebounds) accomplished the feat against Florida in the first round of the 2024 SEC Tournament.

With the win, Vanderbilt improves to 6-0 for the second-straight season, while Samford falls to 2-5. It is the first time since the 2003-04 and 2004-05 campaigns that the Commodores have started back-to-back seasons with six-straight victories.

Pierre registered a game-high 21 points and pulled down a team-best 12 rebounds. She now has five double-doubles this season, which is tied for the most in all of NCAA Division I. The 6-2 forward went 10-of-16 from the floor and added four steals to her stat line against the Bulldogs.

Kapinus posted her first double-double at Vanderbilt with an 11-point, 10-rebound effort off the bench. It is Kapinus' 13th career double-double, while she is the first Dore to record a double-double off the bench since Pierre's 17-point, 10-rebound performance vs. Auburn on Jan. 18, 2024.

The duo were two of six Commodores to score double-digit points in Friday's victory. Sophomore Madison Greene tallied a season-high 16 points off the bench and went 7-of-9 from the field. Greene registered a career-high six assists against the Bulldogs. Freshman Mikayla Blakes collected 14 points to extend her double-digit streak to six games to open her Vandy career and dished out five assists.

Senior Iyana Moore matched Kapinus with 11 points. Sophomore Aiyana Mitchell scored double figures for the first time in her Vandy career with a 10-point outing against Samford.

The Commodore offense was humming once again against Samford, as the Dores scored 104 points for the second time this season. The first came in the 102-50 season-opening victory over Lipscomb on Nov. 4. It is the first time since 2010-11 that Vanderbilt has scored 100-plus points in multiple games in a single campaign.

Vandy shot 50.6 percent from the field, as the Dores have now posted a shooting percentage of 50 percent or higher in each of their last three games. Vandy forced Samford into 22 turnovers, which turned into 24 points. The Commodores used their size advantage over the Bulldogs throughout the night, as Vanderbilt outscored its opponent 60-22 in points in the paint. Vandy also tallied a season-high 43 points off the bench in the win.

BOX SCORE

Box score for Game 6: Samford vs. Vanderbilt. Includes player names, minutes, FG, 3P, FT, Rebounds, Fouls, TP, AS, TO, ST, Blocks, and Shooting By Period.

Box score for Game 6: Vanderbilt vs. Samford. Includes player names, minutes, FG, 3P, FT, Rebounds, Fouls, TP, AS, TO, ST, Blocks, and Shooting By Period.

Summary statistics for Game 6: Samford vs. Vanderbilt. Includes Points from, Turnovers, Period by Period Scoring, Best Scoring Run, Lead Changes, Second Chance, Fast Breaks, and Time with Lead.

INDIVIDUAL LEADERS

Individual leaders for Game 6: Points (Khamil Pierre - 21 pts), Rebounds (Khamil Pierre - 12 reb), Assists (Khamil Pierre - 12 reb), Steals (Khamil Pierre - 4 stl), Blocks (Khamil Pierre - 2 blk).

GAME RECAPS

GAME 7 Vanderbilt vs. Arizona

Scoreboard for Game 7: Vanderbilt vs. Arizona. Vanderbilt: 71, Arizona: 60. Final score: 71-60.

DATE Nov. 26, 2024 SITE Acrisure Arena (Palm Springs, Calif.)

TIPOFF 3:30 p.m. END 5:32 p.m. ELAPSED 2:03 ATTENDANCE 450

DORES HOLD ON AGAINST WILDCATS

PALM SPRINGS, Calif. - Sophomore Khamil Pierre and Mikayla Blakes each had a 20-plus point performance in the first game of the 2024 Acrisure Classic to lift the Vanderbilt women's basketball team past Arizona, 71-60, Tuesday afternoon.

Vandy's underclass duo registered a combined 48 points as Pierre scored 25 points and Blakes tallied 23 points in the win over the Wildcats. It is the third time this season that the duo registered 20-plus points in the same game. Earlier in the day the pair swept the SEC weekly awards, as Pierre was named SEC Player of the Week and Blakes earned her second-straight SEC Freshman of the Week honor.

With the win, the Commodores improve to 7-0 on the year, while Arizona falls to 6-2 overall. Vanderbilt has now opened back-to-back seasons by winning their first seven games. The last time that happened was during the 1991-92 and 1992-93 campaigns.

Pierre registered her sixth double-double-double of the year to move back into a tie for the most in NCAA Division I this season with LSU's Aneesa Morrow. The Phoenix, Arizona, native scored a game-high 25 points and matched her career-best performance on the glass with 15 rebounds against her home-state team. It is the third-straight double-double for the 6-2 forward and extends her double-digit scoring streak to a career-high 10 games. Pierre flirted with a triple-double against the Wildcats, as she added a career-best seven steals to her stat line.

Blakes scored 23 points and dished out four steals in the victory. She extended her double-digit scoring streak to seven games to begin her Vandy career. She is the first Commodore since at least the 2009-10 season to open their Vanderbilt career by scoring 14-plus points and collecting multiple steals in their first seven games.

The Commodores were held to a season-low 71 points as Vandy shot 38.9 percent from the field. Arizona held a 43.1 percent shooting percentage, though the Dores forced them into 26 turnovers that turned into 29 points for Vanderbilt. Coach Ralph's team has forced at least 20 turnovers in every game during the 2024-25 campaign.

BOX SCORE

Box score for Game 7: Vanderbilt vs. Arizona. Includes player names, minutes, points, rebounds, assists, steals, and blocks.

BOX SCORE

Box score for Game 7: Arizona vs. Vanderbilt. Includes player names, minutes, points, rebounds, assists, steals, and blocks.

Summary statistics table for Game 7, comparing Vanderbilt and Arizona across various metrics like shooting percentage, rebounds, and assists.

INDIVIDUAL LEADERS



- Points: Khamil Pierre - 25 pts, Mikayla Blakes - 23 pts, Brea Cunningham - 17 pts...
Rebounds: Khamil Pierre - 15 reb, Jordyn Oliver - 8 reb...
Assists: M. Blakes/L. Moore - 4 ast, Khamil Pierre - 3 ast...
Steals: Khamil Pierre - 7 stl, Mikayla Blakes - 4 stl...
Blocks: Leilani Kapinus - 2 blk, I. Behm/M. Dew - 1 blk

GAME 8 Vanderbilt vs. Michigan St.

Scoreboard for Game 8: Vanderbilt vs. Michigan State. Vanderbilt: 78, Michigan State: 70. Final score: 78-70.

DATE Nov. 27, 2024 SITE Acrisure Arena (Palm Springs, Calif.)

TIPOFF 3:30 p.m. END 5:37 p.m. ELAPSED 2:08 ATTENDANCE 615

DORES DROP FIRST CONTEST OF 2024-25

PALM SPRINGS, Calif. - The Vanderbilt women's basketball team dropped its first contest of the 2024-25 season, as the Commodores fell to Michigan State, 78-70, in the championship game of the 2024 Acrisure Classic.

In a close contest featuring 14 lead changes, Michigan State used a late rally to down the Commodores. Vanderbilt held a 57-56 lead midway through the fourth quarter before the Spartans went on a 17-5 run over the next three minutes of play to take a 73-62 lead that the Dores could not overcome.

The loss moves Vanderbilt to 7-1 on the year, while Michigan State remains a perfect 8-0 overall.

Vandy had a quartet of players register double-digit points on Wednesday. Sophomore Khamil Pierre tallied a team-high 19 points to extend her career-long double-digit scoring streak to 12 games. She went 8-of-14 from the floor, collected a team-best four steals, and dished out a season-best four assists. Pierre was one of three Dores to pull down a team-best six rebounds as her three-game double-double streak came to an end on Wednesday.

Senior Ilyana Moore had a season-high 17-point performance in the loss. Freshman Mikayla Blakes extended her double-digit scoring streak to eight games to begin her career with a 13-point effort. Blakes added a pair of steals against the Spartans to remain the only Commodore since at least 2009-10 to start her Vandy career by scoring double-digit points and having multiple steals in each of their first eight games. Graduate student Jordyn Oliver tallied a season-best 10 points and matched Pierre with a team-high four assists.

Vanderbilt shot 40.6 percent from the field, while Michigan State posted a 43.1 percent shooting percentage. The Commodores forced 24 MSU turnovers, which turned into 23 points off turnovers. MSU outrebounded Vanderbilt 48-34 and had 20 offensive boards, which turned into 16 second-chance points for the Spartans.

BOX SCORE

Box score for Game 8: Vanderbilt vs. Michigan State. Includes player names, minutes, points, rebounds, assists, steals, and blocks.

BOX SCORE

Box score for Game 8: Michigan State vs. Vanderbilt. Includes player names, minutes, points, rebounds, assists, steals, and blocks.

Summary statistics table for Game 8, comparing Vanderbilt and Michigan State across various metrics like shooting percentage, rebounds, and assists.

INDIVIDUAL LEADERS



- Points: Khamil Pierre - 19 pts, Ilyana Moore - 17 pts, Grace VanSlooten - 25 pts, Julia Ayrault - 24 pts...
Rebounds: Three Tied with 6 reb, Ilyana Moore - 4 reb, Grace VanSlooten - 10 reb...
Assists: J. Oliver/K. Pierre - 4 ast, M. Blakes/J. Oliver - 3 ast...
Steals: Khamil Pierre - 4 stl, Jordyn Oliver - 3 stl...
Blocks: Three Tied with 1 blk, Grace VanSlooten - 4 blk, Julia Ayrault - 2 blk

GAME 9 Vanderbilt vs. App State

Scoreboard for Game 9: Vanderbilt vs. Appalachian State. Vanderbilt: 94, App State: 40. Final score: 94-40.

DATE Dec. 1, 2024 SITE Memorial Gymnasium (Nashville, Tenn.)

TIPOFF 2 p.m. END 3:44 p.m. ELAPSED 1:44 ATTENDANCE 2,621

MOUNTAIN BLASTER

NASHVILLE, Tenn. - The Vanderbilt women's basketball team rolled to a 94-40 victory over Appalachian State Sunday afternoon at Memorial Gymnasium.

The Commodores outscored the Mountaineers 33-2 in the first quarter and never looked back. Vanderbilt posted its fourth 50-plus-point win of the season to improve to 8-1, while App State fell to 3-4.

The two points allowed by the Dores in the opening stanza were the fewest that Vanderbilt has allowed in any quarter in school history. The previous record was three points, which happened twice, once against Fordham on Dec. 30, 2015, and then again vs. Rutgers on Nov. 26, 2021, with both taking place in the second quarter. The NCAA switched from two halves to four quarters before the 2015-16 season.

Vanderbilt scored over 90 points in a game for the fifth time this season. A total of five players registered double-digit points against App State, as every Commodore that played on Sunday scored.

Freshman Mikayla Blakes led the charge with a 20-point performance. It is the fifth game this season that the guard has registered 20-plus points in a game. Blakes added a career-high seven steals and dished out six assists against the Mountaineers. She remains the only Commodore to score 10-plus points and collect multiple steals in each of their first nine games at Vandy.

Senior Ilyana Moore posted double-digit points for the fourth time over her last five games with 13 points. Her 13-point performance put her over 1,000 points career scored at Vanderbilt. She has amassed 1,002 career points in 76 games, as Moore is the 42nd Commodore to join the school's 1,000-point club.

Graduate student Jane Nwaba tallied 12 points, which marks the highest point total at Vanderbilt for the transfer. Sophomore Aiyana Mitchell made her first career start at Vanderbilt and matched career-best in points (10) and rebounds (6) in 20 minutes of action. Fellow sophomore Aga Makurat rounded out the group with a season-best 10 points.

Vanderbilt shot 42.9 percent from the field while holding Appalachian State to a 29.6 percent field goal percentage. The Commodores outrebounded the Mountaineers 48-36, which led to a 21-7 edge in second-chance points. The Dores collected 21 turnovers on Sunday, which turned into 33 points. Vanderbilt has forced opponents into 20 or more turnovers in every game this season.

BOX SCORE

Box score for Game 9: Vanderbilt vs. Appalachian State. Includes player names, minutes, points, rebounds, assists, steals, and blocks.

BOX SCORE

Box score for Game 9: Appalachian State vs. Vanderbilt. Includes player names, minutes, points, rebounds, assists, steals, and blocks.

Summary statistics table for Game 9, comparing Vanderbilt and Appalachian State across various metrics like shooting percentage, rebounds, and assists.

INDIVIDUAL LEADERS



- Points: Mikayla Blakes - 20 pts, Ilyana Moore - 13 pts, Asjah Inniss - 11 pts, J'Mani Ingram - 6 pts...
Rebounds: L. Kapinus/J. Piassott - 7 reb, Ryan Moffitt - 7 reb...
Assists: Mikayla Blakes - 6 ast, J. Martinez/Z. Porter - 2 ast...
Steals: Mikayla Blakes - 7 stl, Three Tied with 1 stl...
Blocks: Jane Nwaba - 1 blk, Ryan Moffitt - 3 blk

GAME RECAPS

GAME 13 Vanderbilt vs. West Georgia

Scoreboard for Game 13: Vanderbilt vs. West Georgia. Final score: Vanderbilt 103, West Georgia 68. Stats for FG, 3PT, FT, Rebounds, Fouls, TP, AS, TO, ST, Blocks, PF, SA, BA, +/-.

DATE Dec. 21, 2024 SITE Memorial Gymnasium (Nashville, Tenn.)

TIPOFF 11:00 a.m. END 12:43 p.m. ELAPSED 1:43
ATTENDANCE 2,634

DORES OUTRUN WOLVES

NASHVILLE, Tenn. - The Vanderbilt women's basketball team broke the 100-point plateau for the fourth time this season as the Commodores collected a 103-68 win over West Georgia on Saturday afternoon at Memorial Gymnasium.

The Commodores got a 20-plus point performance from freshman Mikayla Blakes and sophomore Khamil Pierre for the sixth time this season. Blakes registered a game-high 24 points to extend her double-digit scoring streak to 13 games to begin her Vanderbilt career. Meanwhile, Pierre registered her fourth-straight double-double, 10th overall this season. The 6-2 forward has collected a double-double in six of her last seven games, as her 10 double-doubles overall are the fifth-most collected by a Commodore in a single season in program history. Blakes and Pierre are the only pair of teammates in NCAA Division I, both on the men's side and women's side, to average over 20.0 points per game this season.

With the victory, Vanderbilt improves to 12-1 on the year, while West Georgia falls to 5-5. The Dores have now won 19-straight home games against nonconference teams dating back to the 2022-23 campaign. The Commodores led from start to finish against the Wolves, as Vandy collected its ninth-straight victory overall at Memorial Gymnasium. Additionally, it is Vanderbilt's sixth victory of 35 or more points during the 2024-25 campaign.

Senior Iyana Moore registered 16 points to extend her double-digit scoring streak to six games. Moore's performance against West Georgia moved her to No. 34 on Vanderbilt's all-time scoring list, as she now has 1,055 career points, one point away from moving into 33rd on the list. Graduate student Leilani Kapinus rounded out a quartet of double-digit scorers for the Commodores, scoring 10 points off the bench.

The Dores shot 48.8 percent from the field while limiting West Georgia to a 36.8 percent clip in field goal percentage. Vanderbilt forced 26 turnovers and collected 17 steals in the win, as the Commodores outscored UWG, 37-16, in points off turnovers. Vandy has now collected 16 or more steals in each of its last three contests.

BOX SCORE

Box score for Game 13: Vanderbilt vs. West Georgia. Includes team and individual stats for both teams.

Vanderbilt - 103

Box score for Game 13: Vanderbilt vs. West Georgia (continued). Includes team and individual stats for both teams.

Summary statistics for Game 13: Biggest lead, Best Scoring Run, Lead Changes, Times Tied, Time with Lead.

INDIVIDUAL LEADERS

Individual leaders for Game 13: Points, Rebounds, Assists, Steals, Blocks. Lists player names and their respective statistics.

GAME 14 Vanderbilt vs. Alabama A&M

Scoreboard for Game 14: Vanderbilt vs. Alabama A&M. Final score: Vanderbilt 93, Alabama A&M 64. Stats for FG, 3PT, FT, Rebounds, Fouls, TP, AS, TO, ST, Blocks, PF, SA, BA, +/-.

DATE Dec. 29, 2024 SITE Memorial Gymnasium (Nashville, Tenn.)

TIPOFF 11:00 a.m. END 12:53 p.m. ELAPSED 1:53
ATTENDANCE 3,061

DORES TAME BULLDOGS

NASHVILLE, Tenn. - The Commodores closed the 2024 calendar year with a resounding 93-64 victory over Alabama A&M at Memorial Gymnasium to end the nonconference portion of the 2024-25 season.

The win over the Bulldogs marked Vanderbilt's 20-straight home victory over a nonconference opponent, a streak that started during the 2022-23 season. The Commodores are now 33-3 against non-SEC teams at Memorial Gymnasium under head coach Shea Ralph.

The Commodores ended the nonconference portion of its schedule at 13-1 for the second-straight season. Vanderbilt heads into SEC play with a program record 13 wins for the second time in as many years. Additionally, the Dores have opened back-to-back campaigns at 13-1 or better for the first time in program history, as the 2023-24 team also opened at 16-1.

Sophomore Khamil Pierre extended her double-digit scoring streak to 16 games with a 29-point effort against the Bulldogs. Pierre's streak is the longest for a Commodore since 2013-14, when Christina Foggie registered double-digit points in 19-straight games. Pierre's 16-straight games with 10 or more points are tied for the seventh-longest double-digit scoring streak by a Dore since 1999-00. It is also Pierre's ninth game with 20-plus points this season.

Senior Iyana Moore extended her season-long double-digit scoring streak to seven games with a 16-point effort. Moore added a season-best seven assists to her stat line as Alabama A&M. She was one of two Commodores to collect seven or more assists on Sunday, as graduate student Jordyn Oliver dished out a season-high eight assists.

Sophomore Madison Greene registered 12 points in a reserve role. It is Greene's sixth game with 10 or more points off the bench this season, while it is her seventh double-digit scoring performance overall this year. Greene also added a career-high rebound in Sunday's victory.

The Commodores shot 56.3 percent from the field against Alabama A&M. It is the sixth time this season that the Dores have posted a field goal percentage higher than 50 percent. Vanderbilt collected 13 steals, marking the fourth-straight game Vandy has posted 10 or more steals.

BOX SCORE

Box score for Game 14: Vanderbilt vs. Alabama A&M. Includes team and individual stats for both teams.

Vanderbilt - 93

Box score for Game 14: Vanderbilt vs. Alabama A&M (continued). Includes team and individual stats for both teams.

Summary statistics for Game 14: Biggest lead, Best Scoring Run, Lead Changes, Times Tied, Time with Lead.

INDIVIDUAL LEADERS

Individual leaders for Game 14: Points, Rebounds, Assists, Steals, Blocks. Lists player names and their respective statistics.

GAME 15 Vanderbilt vs. Georgia

Scoreboard for Game 15: Vanderbilt vs. Georgia. Final score: Vanderbilt 108, Georgia 82. Stats for FG, 3PT, FT, Rebounds, Fouls, TP, AS, TO, ST, Blocks, PF, SA, BA, +/-.

DATE Jan. 2, 2025 SITE Memorial Gymnasium (Nashville, Tenn.)

TIPOFF 6:30 p.m. END 8:30 p.m. ELAPSED 2:00
ATTENDANCE 3,120

RECORD NIGHT AGAINST GEORGIA

NASHVILLE, Tenn. - Mikayla Blakes set the Vanderbilt women's basketball freshman record for most points scored in a game, as the guard registered 36 points in a 108-82 victory over Georgia to open SEC play.

Blakes broke the program's freshman single-game scoring record with her 36-point performance against the Lady Bulldogs. The previous record stood for over 42 years, set by Barbara Brackman's 34 points against Tennessee on Feb. 26, 1982, during the first season that the NCAA sponsored women's basketball. Blakes' 36 points against Georgia are the most points scored by a collegiate women's basketball freshman at the NCAA Division I level this season.

With the win, Vanderbilt improves to 1-0 in SEC play, as the Dores win their conference opener in back-to-back seasons for the first time since the 2012-13 and 2013-14 campaigns. The Commodores also move to 14-1 overall on the year, as Vanderbilt has won 14 of its first 15 games to open back-to-back seasons for the first time in school history. The victory over Georgia pushes Vanderbilt's home winning streak to 11 games dating back to last season.

Blakes returned to the double-figure scoring column after a one-game absence, as she registered her first game scoring 30 or more points at the collegiate level. The guard also set the school record for the most games with 20-plus points as a freshman, as Blakes scored over 20 points for the ninth time this season. The Somerset, New Jersey, native shot 45 percent from the floor (9-of-20), dished out five assists, and did not have a turnover in 33 minutes of action. She also matched her career-high in 3-point field goals made with five.

Sophomore Khamil Pierre extended her double-digit scoring streak to 17 games with a 28-game point effort. She is now tied with Chantelle Anderson (2000-01) and Zuzi Klimesova (2000-01) for the sixth-longest scoring streak by a Commodore since 1999-00. It is also the forward's 10th game this season with 20 or more points.

Graduate Jordyn Oliver collected her first double-double at Vanderbilt as the Prosper, Texas, native dished out a career-high 11 assists to go along with 10 rebounds. Oliver is the first Commodore since 1999-00 to post a double-double via assists and rebounds, while she is the sixth SEC player to accomplish the feat since the turn of the century.

Vanderbilt scored over 100 points in its SEC opener for the first time in school history. It is also the sixth SEC game that the Commodores have posted 100-plus points. The last time Vandy put 100 or more points on an SEC opponent in regulation was March 2, 2007, in a 105-77 win over Florida. It is the fifth time the Dores have registered 100-plus points in a game this season, tying with the 1994-95 and 1985-86 teams for the most 100-point games in a single campaign in school history.

The Commodores shot 47.9 percent from the floor against the Lady Bulldogs, while they hit 11 3-point field goals. Vanderbilt forced Georgia into 17 turnovers, which turned into 26 points for the Dores. Vandy shot 44.0 percent from behind the arc and hit 11 3-point field goals.

BOX SCORE

Box score for Game 15: Vanderbilt vs. Georgia. Includes team and individual stats for both teams.

Vanderbilt - 108

Box score for Game 15: Vanderbilt vs. Georgia (continued). Includes team and individual stats for both teams.

Summary statistics for Game 15: Biggest lead, Best Scoring Run, Lead Changes, Times Tied, Time with Lead.

INDIVIDUAL LEADERS

Individual leaders for Game 15: Points, Rebounds, Assists, Steals, Blocks. Lists player names and their respective statistics.