



6 SEC TOURNAMENT CHAMPIONSHIPS • 28 NCAA TOURNAMENTS • 1 FINAL FOUR • 5 ELITE EIGHTS • 14 SWEET SIXTEENS

VANDERBILT

WOMEN'S BASKETBALL

2024-25 GAME NOTES • GAME 15 • vs. GEORGIA

2024-25 SCHEDULE

Overall: 13-1 | SEC: 0-0

Home: 9-0 | Away: 3-0 | Neutral: 1-1

NET Ranking: 12 | Streak: W-6

NOVEMBER (7-1)

| | | | |
|----|---------------------------------|------|--------|
| 4 | Lipscomb | Win | 102-50 |
| 8 | Austin Peay | Win | 93-37 |
| 14 | at South Florida | Win | 62-49 |
| 17 | Butler | Win | 81-52 |
| 20 | Hampton | Win | 94-45 |
| 22 | Samford | Win | 104-59 |
| 26 | vs. Arizona [^] | Win | 71-60 |
| 27 | vs. Michigan State [^] | Loss | 70-78 |

DECEMBER (6-0)

| | | | |
|----|-----------------------|-----|----------|
| 1 | Appalachian State | Win | 94-40 |
| 4 | at Miami [#] | Win | 88-70 |
| 14 | Evansville | Win | 106-40 |
| 19 | at Dayton | Win | 80-66 |
| 21 | West Georgia | Win | 103-68 |
| 29 | Alabama A&M | Win | W, 93-64 |

JANUARY (0-0)

| | | | |
|----|--------------|-----------|--------------|
| 2 | Georgia* | 6:30 p.m. | SEC Network+ |
| 5 | Kentucky* | 2 p.m. | SEC Network+ |
| 9 | at Ole Miss* | 6:30 p.m. | SEC Network+ |
| 11 | at LSU* | 6 p.m. | SEC Network |
| 19 | Tennessee* | 2 p.m. | SEC Network+ |
| 23 | Arkansas* | 6:30 p.m. | SEC Network+ |
| 26 | at Alabama* | 1 p.m. | SEC Network |
| 30 | at Florida* | 6 p.m. | SEC Network+ |

FEBRUARY (0-0)

| | | | |
|----|--------------------|-----------|--------------|
| 2 | Ole Miss* | 2 p.m. | SEC Network+ |
| 6 | at Texas* | 8 p.m. | SEC Network |
| 13 | Mississippi State* | 8 p.m. | SEC Network |
| 16 | at Auburn* | 3 p.m. | SEC Network |
| 20 | at Oklahoma* | 6 p.m. | SEC Network+ |
| 23 | South Carolina* | 2 p.m. | SEC Network+ |
| 27 | Texas A&M* | 6:30 p.m. | SEC Network+ |

MARCH (0-0)

| | | | |
|-----|----------------|--------|--------------|
| 2 | at Missouri* | 2 p.m. | SEC Network+ |
| 6-9 | SEC Tournament | TBD | TBD |

All times Central • Home games in bold • Neutral games in italics

*SEC game • [^]Acrisure Classic (Palm Springs, Calif.) • #SEC/ACC Challenge • %SEC Tournament

Rankings: AP/Coaches • All games times and dates are subject to change

GAME 15



VANDERBILT (RV/RV) (13-1, 0-0 SEC)
vs. **GEORGIA** (7-4, 0-0 SEC)



THURSDAY, JAN. 2
6:30 p.m. CT



NASHVILLE, TENN.
Memorial Gymnasium (14,316)



SEC NETWORK+
Alex Gould • Drew Maddux



94.9 THE FAN
Vanderbilt Athletics App • Jake Lyman

STARTING FIVE

>> The Dores enter league play boasting a 13-1 overall record for the second-straight season. Vanderbilt collected a 93-64 victory over Alabama A&M at Memorial Gym this past Sunday to pickup their ninth-straight win to close nonconference play. Sophomore Khamil Pierre recorded her ninth game with 20 or more points this season, registering 29 points against the Bulldogs.

>> Vanderbilt heads into the SEC portion of its 2024-25 schedule with 13 wins, which ties the program record for most victories heading into league play. It is the second-consecutive season that the Commodores have posted 13 nonconference wins heading into their first SEC game. The previous two times came during the 2006-07 and 2023-24 campaigns.

>> Vandy has won 13 of its first 14 games of the season for the seventh time in program history, with the previous occurrence happening last season. It marks the first time the Commodores have started back-to-back campaigns at 13-1 or better in school history.

>> Thursday's matchup between the Commodores and Lady Bulldogs will be the 71st meeting all-time between the schools. Georgia holds the all-time series lead at 41-30, though Vanderbilt has won each of the last two contests. The Dores are 2-2 against Georgia in the Ralph era.

>> Vandy is 14-13 all-time at Memorial Gymnasium against Georgia. The Commodores won the last meeting between the two in Nashville, as Vanderbilt claimed a 72-55 on March 3, 2024. The victory over Georgia kicked off Vandy's current 10-game winning streak at Memorial Gym.



TEAM COMPARISON

| | | |
|-------|-----------------------------|------|
| 13-1 | Overall Record | 8-6 |
| 88.6 | Points Per Game | 68.0 |
| 55.6 | Opp. Per Game | 61.1 |
| 47.0 | Field Goal Pct. | 42.7 |
| 38.1 | Opp. Field Goal Pct. | 39.1 |
| 31.0 | 3-Point Pct. | 35.1 |
| 27.1 | Opp. 3-Point Pct. | 30.9 |
| 75.3 | Free Throw Pct. | 69.6 |
| 43.8 | Rebounds Per Game | 39.7 |
| +10.4 | Rebounding Margin | +8.6 |
| 18.4 | Assists Per Game | 12.6 |
| 13.5 | Turnovers Per Game | 16.9 |
| 14.5 | Steals Per Game | 8.2 |
| 3.2 | Blocks Per Game | 2.1 |

SERIES HISTORY

| | |
|--------------------------------------|---|
| Games: | 71 |
| Vanderbilt Series Record: | 30-41 |
| Games in Nashville: | 14-13 |
| Games in Athens, Ga.: | 9-20 |
| Neutral Site Games: | 7-8 |
| First Meeting: | Jan. 20, 1979, in Nashville Vanderbilt, 80-63 |
| Last Meeting: | March 3, 2024, in Nashville Vanderbilt, 72-55 |
| Last Vandy Win: | March 3, 2024, in Nashville 72-55 |
| Last Vandy Loss: | Feb. 5, 2023, in Nashville 61-79 |
| Last Home Win: | March 3, 2024, 72-55 |
| Last Road Win: | Feb. 11, 2024, 61-55 |
| Last Neutral Win: | Feb. 2, 2023 in Jacksonville, Fla., 54-49 (OT) |
| Last Home Loss: | Feb. 5, 2023, 61-79 |
| Last Road Loss: | Feb. 2, 2022, 56-71 |
| Last Neutral Loss: | Never |
| vs. Georgia under Shea Ralph: | 2-2 |
| Current Vanderbilt Streak: | W-2 |

LAST FIVE GAMES

| Date | Location | Vandy Result | Score |
|----------|-----------|--------------|-------|
| 03.03.24 | Nashville | Win | 72-55 |
| 02.11.24 | Athens | Win | 61-55 |
| 02.05.23 | Nashville | Loss | 61-79 |
| 02.03.22 | Athens | Loss | 56-71 |
| 01.09.20 | Athens | Win | 63-55 |

PROJECTED STARTERS



1

MIKAYLA BLAKES

G • 5-8 • Fr.
Somerset, N.J.
Rutgers Prep HS

Points • 19.2
FG% • 45.7
3PPFG% • 29.6
Boards • 2.6
Assists • 3.5
Steals • 2.9



10

JANE NWABARA

G • 5-10 • Gr.
Carlson, Calif.
Pepperdine

Points • 5.6
FG% • 53.6
3PPFG% • 31.6
Boards • 2.4
Assists • 1.1
Steals • 0.8



11

JORDYN OLIVER

G • 5-10 • Gr.
Prosper, Texas
Duke • Baylor

Points • 4.4
FG% • 44.3
FT% • 87.5
Boards • 5.4
Assists • 3.5
Steals • 1.5



12

KHAMIL PIERRE

F • 6-2 • So.
Phoenix, Ariz.
Perry HS

Points • 22.7
FG% • 59.4
FT% • 64.9
Boards • 11.2
Assists • 1.9
Steals • 3.9



23

IVANA MOORE

G • 5-8 • Sr.
Milwaukee, Wis.
Blackman HS

Points • 12.2
FG% • 35.9
3PPFG% • 34.2
Boards • 2.8
Assists • 2.8
Steals • 0.8



VANDERBILT WBB QUICK FACTS

HOME ARENA: MEMORIAL GYMNASIUM (14,316)
2023-24 RECORD: 23-10
2023-24 SEC RECORD: 9-7
POSTSEASON: 1-1 (NCAA FIRST ROUND)
LETTERWINNERS RETURNING/LOST: 9/4
STARTERS RETURNING/LOST: 5/1
NEWCOMERS: 4

THE UNIVERSITY

LOCATION: NASHVILLE, TENN.
AFFILIATION: NCAA DIVISION I
CONFERENCE: SOUTHEASTERN (SEC)
MASCOT: COMMODORES
COLORS: BLACK & GOLD
CHANCELLOR: DANIEL DIERMEIER
DIRECTOR OF ATHLETICS: CANDICE STOREY LEE
FACULTY ATHLETICS REP: TRACE WILGUS

PROGRAM HISTORY

ALL-TIME RECORD: 898-545 (.622)
ALL-TIME SEC RECORD: 265-273 (.493)
ALL-TIME SEC TOURNAMENT RECORD: 49-38 (.563)
SEC TOURNAMENT TITLES: 6 ('93, '95, '02, '04, '07, '09)
NCAA TOURNAMENT APPEARANCES: 28
NCAA TOURNAMENT RECORD: 40-28 (.588)
LAST NCAA TOURNAMENT APPEARANCE: 2024
LAST POSTSEASON APPEARANCE: 2024 (NCAA)

SOCIAL MEDIA

FACEBOOK: /VANDYWBB
INSTAGRAM: @VANDYWBB
X/TWITTER: @VANDYWBB
WEBSITE: VUCOMMODORES.COM

ATHLETIC COMMUNICATIONS

VANDERBILT WOMEN'S BASKETBALL SID: CHRIS CASKEY, 2ND SEASON
EMAIL: CHRIS.CASKEY@VANDERBILT.EDU
PHONE NUMBER: 606-207-7481
ASSOCIATE ATHLETIC DIRECTOR: BRIAN FREMUND



**WOMEN'S
BASKETBALL**

DORE NOTES

GAME COVERAGE

Thursday's contest against Georgia streams live on SEC Network+ via the Watch ESPN app, with Alex Gould and Drew Maddux calling the action. Fans can listen to Jake Lyman locally on 94.9 The Fan and the Vanderbilt Commodores app outside of Nashville.

WINNING AT HOME

The Commodores come into Thursday on a 10-game home winning streak, which began with last season's 72-55 win over Georgia on March 2, 2024. The Dorees have won all nine games they've played at home this season.

SEC OPENERS

Vanderbilt is 23-19 all-time in SEC season-opening games. The Commodores are 16-5 when playing their first conference contest at Memorial Gym. The Dorees posted a 71-66 victory at Mississippi State in last year's SEC opener. Vandy will be seeking back-to-back 1-0 starts in SEC play for the first time since the 2012-13 and 2013-14 campaigns.

NET RANKING

Vanderbilt enters the first week of SEC play, holding a NET ranking of 12. The Commodores came in at No. 7 in the first NET ranking of the 2024-25 season, the highest NET ranking in program history. The NET is an evaluation tool used by the NCAA Tournament Selection Committee to determine seeding and at-large bids.

RECEIVING VOTES

The Dorees earned 26 votes in this week's Associate Press Top 25 Poll and 23 votes in the USA Today/WBCA Coaches Poll. It marks the fifth-straight week that Vanderbilt has been featured in both major college women's basketball polls.

SCORING STREAKS

A pair of Dorees enter Thursday's contest on a double-digit scoring streak. Sophomore Khamil Pierre has registered 10-plus points in 16-straight games, while senior Iyana Moore has scored double figures in seven-straight games. Pierre's streak is the longest for a Commodore since 2013-14, when Christina Foggie registered double-digit points in 19-straight games. Pierre's 16-straight games with 10 or more points are tied for the seventh-longest double-digit scoring streak by a Dore since 1999-00.

KHAMIL AMONG THE NATION'S BEST

Sophomore Khamil Pierre enters SEC play leading all of NCAA Division I in field goals made with 129. The 6-2 forward ranks second nationally in both steals (51) and steals per game (3.92), third in double-doubles (10), fifth in scoring (22.7 ppg), and seventh in rebounding (11.2 rpg).

BLAKES LEADING THE FRESHMEN

First-year guard Mikayla Blakes is making an early case for national freshman of the year consideration. The 5-8 guard leads all NCAA Division I freshmen in points scored (269), steals (40), and steals per game (2.86), and she was the first freshman in NCAA Division I to score over 200 points this season.

Additionally, the guard ranks inside the top 10 among all freshmen in the country in scoring (2nd; 19.2 ppg), field goals made (2nd; 96), field goal percentage (6th; 45.7), free throw percentage (4th; 84.2), and assists (8th; 49). Blakes is the only player to rank in the top 10 freshmen nationally in points scored, total assists, and total steals.

The Somerset, New Jersey, native has won SEC Freshman of the Week three times. Blakes and Georgia Tech's Dani Carnegie are the only Power 4 players to win their conference's weekly freshman award three or more times this season.

BRINGING THE DEFENSE

Vandy has been one of the best defensive teams in the nation through the two months of the season. The Commodores rank inside the top 35 in all of NCAA Division I in turnover margin (6th; 11.21), turnovers forced per game (11th; 24.71), and points allowed (35th; 55.6).

Vanderbilt has forced teams into 20 or more turnovers in every game this season. Vandy's season-high 36 turnovers forced vs. Evansville on Dec. 14 is tied for the seventh-most in a game in program history.

LENDING A HAND

The Commodores rank 22nd nationally in assists per game at 18.4. Vanderbilt handed out a season-best 30 assists against Alabama A&M on Dec. 29. The Dorees have dished out 20 or more assists in six games this season.





ROSTER BREAKDOWN

CLASS

GRADUATE (3): Leilani Kapinus, Jane Nwaba, Jordyn Oliver
SENIOR (2): Iyana Moore, Sacha Washington
JUNIOR (2): Jada Brown, Justine Pissott
SOPHOMORE (4): Madison Greene, Aga Makurat, Aiyana Mitchell, Khamil Pierre
FRESHMAN (2): Mikayla Blakes, Trinity Wilson, Monique Williams*

POSITION

FORWARD (6): Aiyana Mitchell, Jane Nwaba, Khamil Pierre, Justine Pissott, Sacha Washington, Trinity Wilson, Monique Williams*

GUARD (8): Mikayla Blakes, Jada Brown, Madison Greene, Leilani Kapinus, Aga Makurat, Iyana Moore, Jordyn Oliver, Justine Pissott

HOME STATE/COUNTRY

NEW JERSEY (2): Mikayla Blakes, Justine Pissott
WISCONSIN (2): Leilani Kapinus, Iyana Moore
CALIFORNIA (1): Jane Nwaba
GEORGIA (1): Sacha Washington
ARIZONA (1): Khamil Pierre
ARKANSAS (1): Jada Brown
AUSTRALIA (1): Monique Williams*

COLORADO (1): Aiyana Mitchell

MINNESOTA (1): Trinity Wilson

OHIO (1): Madison Greene

POLAND (1): Aga Makurat

TEXAS (1): Jordyn Oliver

*Early enrollee, will begin collegiate career in '25-26

COACHES & STAFF

HEAD COACH: SHEA RALPH • 4TH SEASON
ASSOCIATE HEAD COACH: TOM GARRICK • 4TH SEASON
ASSISTANT COACH: ASHLEY EARLEY • 4TH SEASON
ASSISTANT COACH: KEVIN DEMILLE • 4TH SEASON
AST. COACH/AST. DIR. OF OPS: ERIC MUNDINGER • 3RD SEASON
CHIEF OF STAFF/EXECUTIVE DIR. OF OPS: CHRIS BRANN • 4TH SEASON
DIR. OF INTERNAL OPS/ON-CAMPUS RECRUITING COORD: KOKO NELSON • 4TH SEASON
DIR. OF STRENGTH & CONDITIONING: JENA READY • 1ST SEASON
SENIOR ASSO. ATHLETIC TRAINER: ALLISON SHEPHERD • 4TH SEASON
DIR. OF CREATIVE CONTENT: LEAH DUSTERHOFT • 4TH SEASON
DIR. OF SPECIAL PROJECTS & ATHLETIC CULTURE: YVONNE HAWKINS • 1ST SEASON
DIR. OF PLAYER ENGAGEMENT & INFLUENCE: AUDREY MONTGOMERY • 1ST SEASON
VIDEO COORDINATOR: JT OREM • 1ST SEASON
SPORTS INFORMATION DIRECTOR: CHRIS CASKEY • 2ND SEASON



WOMEN'S BASKETBALL



FRONT ROW (L-R) MADISON GREENE, LEILANI KAPINUS, JORDYN OLIVER, IYANA MOORE, JADA BROWN, MIKAYLA BLAKES
BACK ROW (L-R) SACHA WASHINGTON, KHAMIL PIERRE, AGA MAKURAT, AIYANA MITCHELL, JUSTINE PISSOTT, TRINITY WILSON, JANE NWABA

2024-25 ROSTER

| No. | Name | POS | HT | YR | EXP | Hometown (Previous School) |
|-----|-------------------|-----|------|-----|-----|---|
| 1 | Mikayla Blakes | G | 5-8 | Fr. | HS | Somerset, N.J. (Rutgers Prep) |
| 2 | Jada Brown | G | 5-8 | Jr. | 2V | Bentonville, Ark. (Bentonville HS) |
| 4 | Madison Greene | G | 5-6 | So. | 1V | Columbus, Ohio (Pickerington Central HS) |
| 5 | Leilani Kapinus | G | 5-10 | Gr. | TR | Madison, Wis. (Penn State) |
| 10 | Jane Nwaba | F | 5-10 | Gr. | TR | Carson, Calif. (Pepperdine) |
| 11 | Jordyn Oliver | G | 5-10 | Gr. | 1V | Prosper, Texas (Duke) |
| 12 | Khamil Pierre | F | 6-2 | So. | 1V | Phoenix, Ariz. (Perry HS) |
| 13 | Justine Pissott | G/F | 6-4 | Jr. | 1V | Toms River, N.J. (Tennessee) |
| 14 | Aiyana Mitchell | F | 6-4 | So. | 1V | Colorado Springs, Colo. (Fountain-Fort Carson HS) |
| 23 | Iyana Moore | G | 5-8 | Sr. | 2V | Milwaukee, Wis. (Blackman HS) |
| 24 | Aga Makurat | G | 6-2 | So. | 1V | Sierakowice, Poland (Sopocka Akademia Tenisowa) |
| 30 | Trinity Wilson | F | 6-3 | Fr. | HS | Lakeville, Minn. (Lakeville North HS) |
| 35 | Sacha Washington | F | 6-2 | Sr. | 3V | Lawrenceville, Ga. (Collins Hill HS) |
| - | Monique Williams* | F | 6-3 | Fr. | HS | Perth, Australia (Willeton Senior HS) |

*Early enrollee, will begin collegiate career in '25-26

COACHING STAFF

HEAD COACH: Shea Ralph - 4th Season - UConn '01
ASSOCIATE HEAD COACH: Tom Garrick - 4th Season - Rhode Island '88
ASSISTANT COACH: Ashley Earley - 4th Season - Vanderbilt '05
ASSISTANT COACH: Kevin DeMille - 4th Season - UConn '13
ASSISTANT COACH/AST. DIRECTOR OF OPERATIONS: Eric Munding - 3rd Season - Memphis '20

PRONUNCIATION

JADA BROWN: (Jay-Duh)
LEILANI KAPINUS: (LAY-lawn-EE, Cap-n-IS)
AGA MAKURAT: (Ah-gah, Mock-ew-Rah)
AIYANA MITCHELL: (Eye-on-Uh)
IYANA MOORE: (Eye-on-Uh)
JANE NWABA: (Wah-Buh)
KHAMIL PIERRE: (KAH-Meel, Pea-Air)
JUSTINE PISSOTT: (Jus-TEEN, Pih-SOT)
SACHA WASHINGTON: (Sah-SHUH)
MONIQUE WILLIAMS: (Moh-NEEK)

SEC STANDINGS (AS OF JAN. 1, 2025)

| Team | Record | SEC | Streak |
|---------------------------|-------------|------------|------------|
| 5/3 LSU | 15-0 | 0-0 | W-15 |
| 18/16 Tennessee | 12-0 | 0-0 | W-12 |
| 5/6 Texas | 13-1 | 0-0 | W-6 |
| 20/21 Alabama | 13-1 | 0-0 | W-4 |
| Vanderbilt (RV/RV) | 13-1 | 0-0 | W-6 |
| Mississippi State (RV/RV) | 13-1 | 0-0 | W-5 |
| 2/2 South Carolina | 12-1 | 0-0 | W-7 |
| 10/11 Oklahoma | 12-1 | 0-0 | W-6 |
| 16/15 Kentucky | 11-1 | 0-0 | W-4 |
| 25/RV Ole Miss | 9-3 | 0-0 | W-4 |
| Missouri | 11-4 | 0-0 | W-1 |
| Auburn | 9-4 | 0-0 | L-1 |
| Florida | 9-5 | 0-0 | W-2 |
| Texas A&M | 7-5 | 0-0 | W-2 |
| Georgia | 8-6 | 0-0 | W-1 |
| Arkansas | 7-8 | 0-0 | W-1 |

POLLS

| Associated Press Top 25 as of Dec. 30 | |
|---------------------------------------|----------------------|
| 1) UCLA (30) | 14) Duke |
| 2) South Carolina* (1) | 15) Tennessee* |
| 3) Notre Dame (1) | 16) Kentucky* |
| 4) Southern Cal | 17) North Carolina |
| 5) Texas* | 18) West Virginia |
| 6) LSU* | 19) Alabama* |
| 7) UConn | 20) California |
| 8) Maryland | 21) Michigan State* |
| 9) Oklahoma* | 22) NC State |
| 10) Ohio State | 22) Iowa |
| 11) TCU | 24) Michigan |
| 12) Kansas State | 25) Ole Miss* |
| 13) Georgia Tech | *Vanderbilt Opponent |

Received Votes: Vanderbilt, Utah, Illinois, Oklahoma St., Baylor, Nebraska, Mississippi State*, Harvard, Portland

| USA Today/WBCA Coaches Top 25 as of Dec. 31 | |
|---|----------------------|
| 1) UCLA (31) | 14) Georgia Tech |
| 2) South Carolina* | 15) Duke |
| 3) Notre Dame | 16) Kentucky* |
| 4) LSU* | 17) North Carolina |
| 5) Southern Cal | 18) West Virginia |
| 6) Texas* | 19) NC State |
| 7) Maryland | 20) Alabama* |
| 8) UConn | 21) Michigan State* |
| 9) Ohio State | 22) Iowa |
| 10) Oklahoma* | 23) California |
| 11) Kansas State | 24) Baylor |
| 12) TCU | 25) Ole Miss* |
| 13) Tennessee* | *Vanderbilt Opponent |

Received Votes: Mississippi State*, Utah, Vanderbilt, Michigan, Illinois, Florida State, George Mason, Nebraska



TV/RADIO ROSTER



1 Mikayla Blakes
G // 5-8 // Fr.
Somerset, N.J.
Rutgers Prep HS



2 Jada Brown
G // 5-8 // Jr.
Bentonville, Ark.
Bentonville HS



4 Madison Greene
G // 5-6 // So.
Columbus, Ohio
Pickerington Central HS



5 Leilani Kapinus
G // 5-10 // Gr.
Madison, Wis.
Penn State
James Madison Memorial HS



10 Jane Nwaba
F // 5-10 // Gr.
Carson, Calif.
Pepperdine
Palisades Charter HS




11 Jordyn Oliver
G // 5-10 // Gr.
Prosper, Texas
Duke // Baylor
Prosper HS



12 Khamil Pierre
F // 6-2 // So.
Phoenix, Ariz.
Perry HS



13 Justine Pissott
G/F // 6-4 // Jr.
Toms River, N.J.
Tennessee
Red Bank Catholic HS



14 Aiyana Mitchell
F // 6-4 // So.
Colorado Springs, Colo.
Fountain-Fort Carson HS



23 Iyana Moore
G // 5-8 // Sr.
Milwaukee, Wis.
Blackman HS




24 Aga Makurat
G // 6-2 // So.
Sierakowice, Poland
Sopocka Akademia
Tenisowa



30 Trinity Wilson
F // 6-3 // Fr.
Lakeville, Minn.
Lakeville North HS



35 Sacha Washington
F // 6-2 // Sr.
Lawrenceville, Ga.
Lawrenceville HS



Monique Williams
F // 6-3 // Fr.
Perth, Australia
Willeton Senior HS

COACHING STAFF




Shea Ralph
Head Coach
4th Season




Tom Garrick
Associate
Head Coach
4th Season



Ashley Earley
Assistant Coach
4th Season



Kevin DeMille
Assistant Coach
4th Season



Eric Munding
Assistant Coach
3rd Season



PLAYER QUICK NOTES



1 • MIKAYLA BLAKES

G • 5-8 • Fr. • Somerset, N.J. (Rutgers Prep HS)
Undeclared

| | GP-GS | MIN/G | FG% | 3FG% | FT% | R/G | A/G | STL | BLK | PTS/G |
|--------|-------|-------|------|------|------|-----|-----|-----|-----|-------|
| 24-25 | 14-14 | 27.5 | 45.7 | 29.6 | 84.2 | 2.6 | 3.5 | 2.9 | 0.2 | 19.2 |
| CAREER | 14-14 | 27.5 | 45.7 | 29.6 | 84.2 | 2.6 | 3.5 | 2.9 | 0.2 | 19.2 |

- 3x SEC Freshman of the Week Nov. 19, Nov. 26, Dec. 10
- First Dore to score double-digit points in all 13 games to begin her Vandy career since at least 1999-00
- Her 29 pts vs. Butler ties her for the 5th-most points scored by a Vandy freshman
- Had 23 pts, 5 reb, 5 ast, 2 stl in her first college game

TOP GAMES

| 24-25 SEASON | CAREER |
|---------------------------|---------------------------|
| PTS 29, Butler (11/17/24) | PTS 29, Butler (11/17/24) |
| REB 5, Lipscomb (11/4/24) | REB 5, Lipscomb (11/4/24) |
| AST 8, Hampton (11/20/24) | AST 8, Hampton (11/20/24) |



2 • JADA BROWN

G • 5-8 • Jr. • Bentonville, Ark. (Bentonville HS)
Human & Organizational Development • (Jay-Duh)

| | GP-GS | MIN/G | FG% | 3FG% | FT% | R/G | A/G | STL | BLK | PTS/G |
|--------|-------|-------|------|------|------|-----|-----|-----|-----|-------|
| 24-25 | 10-0 | 6.0 | 55.6 | 50.0 | 75.0 | 1.1 | 0.5 | 0.6 | 0.0 | 1.5 |
| CAREER | 59-22 | 14.0 | 29.1 | 28.8 | 79.2 | 0.9 | 0.6 | 0.4 | 0.0 | 2.7 |

- Scored a season-high 6 pts vs. West Ga.
- Two-time SEC Winter Academic Honor Roll
- Made 22 career starts, all in '22-23
- Scored career-high 12 points vs. No. 13/11 NC State (11/24/22)

TOP GAMES

| 24-25 SEASON | CAREER |
|---------------------------------------|--------------------------------------|
| PTS 6, West Georgia (12/21/24) | PTS 12, vs. NC State (11/24/22) |
| REB 2 (4x), Last: West Ga. (12/21/24) | REB 4 (4x), Last: Radford (12/31/22) |
| AST 2, Alabama A&M (12/29/24) | AST 5, Tarleton State (11/15/22) |



4 • MADISON GREENE

G • 5-6 • So. • Columbus, Ohio (Pickerington Central HS)
Medicine, Health & Society

| | GP-GS | MIN/G | FG% | 3FG% | FT% | R/G | A/G | STL | BLK | PTS/G |
|--------|-------|-------|------|------|------|-----|-----|-----|-----|-------|
| 24-25 | 14-4 | 24.1 | 45.1 | 35.1 | 87.1 | 3.1 | 1.9 | 1.7 | 0.1 | 9.4 |
| CAREER | 25-4 | 22.2 | 44.0 | 35.4 | 83.8 | 2.4 | 1.6 | 1.6 | 0.0 | 8.3 |

- Scored a career-high 25 pts at Dayton
- Leads the team in points off the bench at 11.0 ppg
- Made her first career start at South Fla. (11/14) and scored 15 points with a career-best 5 3-pt FG
- Scored double-digit pts off the bench in 6 games this season

TOP GAMES

| 24-25 SEASON | CAREER |
|-------------------------------|-------------------------------|
| PTS 25, at Dayton (12/19/24) | PTS 25, at Dayton (12/19/24) |
| REB 6, Alabama A&M (12/29/24) | REB 6, Alabama A&M (12/29/24) |
| AST 6, Samford (11/22/24) | AST 6, Samford (11/22/24) |



5 • LEILANI KAPINUS

G • 5-10 • Gr. • Madison, Wis. (Penn State)
Human Development Studies • (LAY-lawn-EE, Cap-N-IS)

| | GP-GS | MIN/G | FG% | 3FG% | FT% | R/G | A/G | STL | BLK | PTS/G |
|--------|--------|-------|------|------|------|-----|-----|-----|-----|-------|
| 24-25 | 13-0 | 19.8 | 45.9 | 29.4 | 73.7 | 3.8 | 2.3 | 2.0 | 0.6 | 5.8 |
| CAREER | 108-94 | 26.4 | 48.1 | 28.2 | 66.4 | 6.1 | 2.2 | 2.4 | 1.1 | 10.2 |

- Recorded two double-doubles on the year
- Made her Vanderbilt debut on Nov. 8 vs. Austin Peay
- Two-Time All-Big Ten HM & Defensive Team ('23, '24)
- Her 228 steals at Penn State ranks 11th in school history
- Scored 1,102 pts in her collegiate career

TOP GAMES

| 24-25 SEASON | CAREER |
|-------------------------------|--------------------------------------|
| PTS 11, Samford (11/22/24) | PTS 25, vs. Saint Francis (12/17/23) |
| REB 11, Evansville (12/14/24) | REB 15, vs. George Mason (3/21/24) |
| AST 6, Samford (11/22/24) | AST 6 (2x), Last: Samford (11/22/24) |



10 • JANE NWABA

G • 5-10 • Gr. • Carlson, Calif. (Pepperdine)
Medicine, Health & Society • (Wah-BUH)

| | GP-GS | MIN/G | FG% | 3FG% | FT% | R/G | A/G | STL | BLK | PTS/G |
|--------|--------|-------|------|------|------|-----|-----|-----|-----|-------|
| 24-25 | 14-12 | 15.7 | 53.6 | 31.6 | 85.7 | 2.4 | 1.1 | 0.8 | 0.5 | 5.6 |
| CAREER | 119-76 | 23.3 | 42.5 | 24.3 | 61.3 | 5.0 | 1.7 | 0.9 | 0.4 | 7.2 |

- Scored a season-high 12 pts vs. App State (Dec. 1)
- All-WCC Honorable Mention ('24)
- Collected 11 career double-doubles, with nine coming during '23-24
- Averaged 10.0 pts, 6.9 reb, 2.6 ast, & 1.1 stl over her final two seasons at Pepperdine

TOP GAMES

| 24-25 SEASON | CAREER |
|-----------------------------------|-------------------------------------|
| PTS 12, Appalachian St. (12/1/24) | PTS 22, San Francisco (2/1/24) |
| REB 6, Lipscomb (11/4/24) | REB 12 (3x), Last: at LMU (1/27/24) |
| AST 3, Lipscomb (11/4/24) | AST 8, at San Francisco (1/11/24) |



11 • JORDYN OLIVER

G • 5-10 • Gr. • Carlson, Calif. (Baylor • Duke)
Leadership & Organizational Performance

| | GP-GS | MIN/G | FG% | 3FG% | FT% | R/G | A/G | STL | BLK | PTS/G |
|--------|--------|-------|------|------|------|-----|-----|-----|-----|-------|
| 24-25 | 14-14 | 27.9 | 44.3 | 0.0 | 87.5 | 5.4 | 3.5 | 1.5 | 0.5 | 4.4 |
| CAREER | 127-47 | 18.2 | 49.7 | 23.1 | 51.6 | 3.5 | 2.4 | 0.8 | 0.3 | 4.1 |

- Dished out 3-plus ast in 9 of her last 13 games
- Appeared in 127 collegiate games with 47 starts
- One of two players to start in all 13 games - M. Blakes
- Played 2 seasons at Baylor then 1 year at Duke
- ESPN 5-Star Recruit & McDonald's All-American in '19

TOP GAMES

| 24-25 SEASON | CAREER |
|---------------------------------------|---------------------------------------|
| PTS 10, vs. Michigan State (11/27/24) | PTS 15 (2x), Last: WKU (11/15/23) |
| REB 9, at Miami (12/4/24) | REB 11 (2x), Last: vs. UNI (11/25/23) |
| AST 8, Alabama A&M (12/29/24) | AST 10, Northwestern St. (12/18/20) |



12 • KHAMIL PIERRE

F • 6-2 • So. • Phoenix, Ariz. (Perry HS)
Undeclared • (KAH-Meel, Pea-Air)

| | GP-GS | MIN/G | FG% | 3FG% | FT% | R/G | A/G | STL | BLK | PTS/G |
|--------|-------|-------|------|------|------|------|-----|-----|-----|-------|
| 24-25 | 13-13 | 27.6 | 59.4 | 0.0 | 64.9 | 11.2 | 1.9 | 3.9 | 0.2 | 22.7 |
| CAREER | 46-24 | 21.6 | 49.8 | 18.2 | 66.0 | 7.0 | 1.0 | 1.8 | 0.4 | 12.8 |

- 2-x SEC Player of the Week - Nov. 26, Dec. 17
- Scored a school-record 42 pts vs. Evansville (Dec. 14)
- Ranks third in NCAA in double-doubles (10)
- Only NCAA D-I player to average at over 22.0 ppg and 11.0 rpg this season
- Leads the team in scoring at 22.7 ppg

TOP GAMES

| 24-25 SEASON | CAREER |
|-------------------------------|-------------------------------|
| PTS 42, Evansville (12/14/24) | PTS 42, Evansville (12/14/24) |
| REB 18, Evansville (12/14/24) | REB 18, Evansville (12/14/24) |
| AST 5, at Dayton (12/14/24) | AST 5, at Dayton (12/14/24) |



13 • JUSTINE PISSOTT

G/F • 6-4 • Jr. • Toms River, N.J. (Tennessee)
Human & Organizational Development • (Pih-SOT)

| | GP-GS | MIN/G | FG% | 3FG% | FT% | R/G | A/G | STL | BLK | PTS/G |
|--------|-------|-------|------|------|------|-----|-----|-----|-----|-------|
| 24-25 | 9-0 | 8.7 | 33.3 | 29.4 | 50.0 | 2.4 | 0.3 | 0.3 | 0.0 | 2.8 |
| CAREER | 69-28 | 14.0 | 34.9 | 33.8 | 72.7 | 1.7 | 0.6 | 0.2 | 0.3 | 4.4 |

- Collected a season-best 7 reb. vs. App State
- Made season debut vs. Butler (Nov. 17)
- Appeared in 33 games and made 28 starts in her first season at Vanderbilt in '23-24
- Played one season at Tennessee

TOP GAMES

| 24-25 SEASON | CAREER |
|---------------------------------------|--|
| PTS 6, Samford (11/22/24) | PTS 17, Dayton (12/20/23) |
| REB 7, Appalachian St. (12/1/24) | REB 7, Appalachian St. (12/1/24) |
| AST 1 (3x), Last: West Ga. (12/21/24) | AST 4 (2x), Last: at UT Martin (11/9/23) |



14 • AIYANA MITCHELL

F • 6-4 • So. • Colorado Springs, Colo. (Fountain-Carson HS)
Undeclared • (EYE-ON-UH)

| | GP-GS | MIN/G | FG% | 3FG% | FT% | R/G | A/G | STL | BLK | PTS/G |
|--------|-------|-------|------|------|------|-----|-----|-----|-----|-------|
| 24-25 | 14-1 | 12.1 | 59.6 | 0.0 | 64.0 | 3.5 | 0.3 | 0.6 | 0.5 | 5.6 |
| CAREER | 29-1 | 7.9 | 58.7 | 0.0 | 62.1 | 2.1 | 0.1 | 0.3 | 0.4 | 3.2 |

- Averaging 5.6 ppg and 3.5 rpg in 14 games in '24-25
- Made her first career start vs. App State (Dec. 1)
- Pulled down a career-high 6 reb. vs. Mich. State & App State
- Scored career-high 10 pts twice this season

TOP GAMES

| 24-25 SEASON | CAREER |
|--------------------------------------|--------------------------------------|
| PTS 10 (2x), Last: App St. (12/1/24) | PTS 10 (2x), Last: App St. (12/1/24) |
| REB 6 (2x), Last: App St. (12/1/24) | REB 6 (2x), Last: App St. (12/1/24) |
| AST 2, West Georgia (12/21/24) | AST 2, West Georgia (12/21/24) |



23 • IYANA MOORE

G • 5-8 • Sr. • Milwaukee, Wis. (Blackman HS)
Human & Organizational Development • (EYE-ON-UH)

| | GP-GS | MIN/G | FG% | 3FG% | FT% | R/G | A/G | STL | BLK | PTS/G |
|--------|-------|-------|------|------|------|-----|-----|-----|-----|-------|
| 24-25 | 13-12 | 28.7 | 35.9 | 34.2 | 75.0 | 2.8 | 2.8 | 0.8 | 0.2 | 12.2 |
| CAREER | 81-62 | 32.1 | 37.3 | 35.7 | 81.0 | 3.1 | 2.7 | 1.4 | 0.1 | 13.2 |

- Third on the team in scoring at 12.2 ppg
- Her 1,071 pts ranks 32ns in school history
- Scored her 1,000th career pt vs. App State
- All-SEC Second Team ('24)
- On a 7-game double-digit scoring streak

TOP GAMES

| 24-25 SEASON | CAREER |
|--------------------------------------|-------------------------------|
| PTS 17, Michigan State (11/27/24) | PTS 37, at Kentucky (1/11/24) |
| REB 6 (2x), Last: Samford (11/22/24) | REB 9, at Missouri (2/29/24) |
| AST 7 (2x), Last: AAMU (12/29/24) | AST 8, at Kentucky (1/11/24) |



PLAYER QUICK NOTES



24 • AGA MAKURAT

G • 6-2 • So. • Sierakowice, Poland (Sopocka Akademia Tenisowa)
Human & Organizational Development • (AH-Gah MOCK-ew-RAH)

| | GP-GS | MIN/G | FG% | 3FG% | FT% | R/G | A/G | STL | BLK | PTS/G |
|--------|-------|-------|------|------|-------|-----|-----|-----|-----|-------|
| 24-25 | 10-0 | 12.9 | 29.2 | 24.3 | 1.000 | 2.7 | 0.9 | 0.3 | 0.5 | 3.8 |
| CAREER | 43-3 | 13.9 | 32.8 | 29.9 | 80.0 | 1.8 | 0.7 | 0.3 | 0.4 | 3.9 |

- Scored a season-high 10 pts vs. App State
- Appeared in 43 games and made three starts at Vanderbilt
- Shot 32.2% from behind the arc in '23-24
- Led the Commodores in scoring twice in '23-24

TOP GAMES

| 24-25 SEASON | CAREER |
|---------------------------------------|--|
| PTS 10, Appalachian St. (12/1/24) | PTS 18 (2x), Last: at South Carolina (1/28/24) |
| REB 5 (2x), Last: West Ga. (12/21/24) | REB 7, at South Carolina (1/28/24) |
| AST 3, Appalachian St. (12/1/24) | AST 3 (3x), Last: App State (12/1/24) |



30 • TRINITY WILSON

F • 6-3 • Fr. • Lakeville, Minn. (Lakeville North HS)
Undeclared

| | GP-GS | MIN/G | FG% | 3FG% | FT% | R/G | A/G | STL | BLK | PTS/G |
|--------|-------|-------|------|------|------|-----|-----|-----|-----|-------|
| 24-25 | 8-0 | 5.3 | 38.1 | --- | 33.3 | 1.8 | 0.6 | 0.0 | 0.3 | 2.4 |
| CAREER | 7-0 | 5.7 | 38.1 | --- | 33.3 | 2.0 | 0.6 | 0.0 | 0.3 | 2.4 |

- Scored career-best 6 pts vs. West Ga. on 12.21
- Pulled down 5 reb and scored 2 pts in her debut vs. Lipscomb (11/4/24)
- Ranked the fifth-best player in Minnesota according to PrepGirlsHoops.com
- Collected over 1,000 pts and 1,000 reb during her prep career

TOP GAMES

| 24-25 SEASON | CAREER |
|----------------------------------|---------------------------------------|
| PTS 6, West Georgia (12/21/24) | PTS 6, West Georgia (12/21/24) |
| REB 5 (2x), Last: APSU (11/8/24) | REB 5 (2x), Last: APSU (11/8/24) |
| AST 1 (5x), Last: AAU (12/29/24) | AST 1 (4x), Last: West Ga. (12/21/24) |



35 • SACHA WASHINGTON

F • 6-2 • Sr. • Lawrenceville, Ga. (Collins Hill HS)
Human & Organizational Development • (Sah-SHUH)

| | GP-GS | MIN/G | FG% | 3FG% | FT% | R/G | A/G | STL | BLK | PTS/G |
|--------|-------|-------|------|------|------|-----|-----|-----|-----|-------|
| 24-25 | --- | --- | --- | --- | --- | --- | --- | --- | --- | --- |
| CAREER | 99-72 | 24.9 | .487 | .000 | .639 | 7.3 | 1.1 | 1.0 | 1.1 | 10.2 |

- Redshirting during the '24-25
- Cheryl Miller Award Preseason Watchlist
- Appeared in 99 games and made 72 starts in three seasons at Vanderbilt
- Led the team with 8 double-doubles in '23-24
- Led Vandy with 7.9 rpg in '23-24

TOP GAMES

| 24-25 SEASON | CAREER |
|--------------|---------------------------------|
| PTS -- | PTS 33, vs. La. Tech (12/03/22) |
| REB -- | REB 17, Fairfield (11/12/23) |
| AST -- | AST 7, Fairfield (11/12/23) |



-- • MONIQUE WILLIAMS

F • 6-3 • Fr. • Perth, Australia (Wileton Senior HS)
Undeclared • (Moh-NEEK)

| | GP-GS | MIN/G | FG% | 3FG% | FT% | R/G | A/G | STL | BLK | PTS/G |
|--------|-------|-------|-----|------|-----|-----|-----|-----|-----|-------|
| 24-25 | --- | --- | --- | --- | --- | --- | --- | --- | --- | --- |
| CAREER | --- | --- | --- | --- | --- | --- | --- | --- | --- | --- |

- Enrolled after the 2024 Fall semester & will sit out for the rest of '24-25 then begin her Commodore career in '25-26 with four years of eligibility
- Helped Australia win Gold at the FIBA U18 Women's Asia Cup
- Averaged 7.0 pts & 4.0 reb in five games at the FIBA U18 Women's Asia Cup

TOP GAMES

| 24-25 SEASON | CAREER |
|--------------|--------|
| PTS -- | PTS -- |
| REB -- | REB -- |
| AST -- | AST -- |



HC SHEA RALPH

Fourth Season • UConn '01
7-Time NCAA National Champion • 2000 NCAA Tournament MOP

- 64-49 overall record through three seasons at Vanderbilt
- Guided Vanderbilt to its first NCAA Tournament bid since the 2014 NCAA Tournament in 2023-24 and posted the Dores' first NCAA Tournament victory since 2013
- Posted the largest win improvement from one season to next in school history during the 2023-24 season, as Vandy's 23 victories marked an 11-win improvement from 2022-23
- Guided Vandy to a school record six SEC road wins in '23-'24
- Five players have earned All-SEC honors under Ralph

RALPH COACHING CAREER AT VANDERBILT

| SEASON | OVERALL | SEC | SEC FINISH | POSTSEASON |
|--------------|--------------|--------------|------------|-----------------------|
| 2021-22 | 16-19 | 4-12 | T-12th | WNIT Sweet 16 |
| 2022-23 | 12-19 | 3-13 | 12th | -- |
| 2023-24 | 23-10 | 9-7 | 6th | NCAA 1st Rd |
| 2024-25 | 13-1 | 0-0 | -- | -- |
| TOTAL | 64-49 | 16-32 | | 1 NCAA, 1 WNIT |

DORE NOTES

PIERRE'S FOUR-GAME DOUBLE-DOUBLE STREAK COMES TO AN END

Sophomore Khamil Pierre had her four-game double-double streak come to an end against Alabama A&M on Dec. 29. It is tied for the second-longest double-double streak at Vanderbilt since 1999-00 with Mariella Fasoula, who had four in a row in 2019-20. Current Vanderbilt assistant coach Ashley Earley's six-straight double-doubles in 2004-05 is the longest streak since 1999-00.

MOORE CLIMBING UP VANDY'S ALL-TIME SCORING LIST

Senior Iyana Moore has scored 1,071 points at Vanderbilt, which puts her at No. 32 on the school's all-time scoring list. Moore is 21 points behind Dee Davis (1,092 points) for 31st on the list, 22 points behind Ashley McElhiney (1,093 points) for 30th.

BREAKING THE CENTURY MARK

Vanderbilt scored 100-plus points for the fourth time this season in the 103-68 win over West Georgia on Dec. 21. It is the first time since the 1994-95 campaign that the Commodores have scored 100 points in four or more games.

Vandy previously registered a 102-50 win over Lipscomb in the season opener on Nov. 4 and on Nov. 22 in a 104-59 win over Samford. More recently, the Dores scored a 106-40 win over Evansville on Dec. 14. The 106 points are the most points Vandy has scored under head coach Shea Ralph.

DYNAMIC DUO

Sophomore Khamil Pierre and freshman Mikayla Blakes are the only pair of teammates in all of NCAA Division I to average over 19.0 points per game. Pierre enters the weekend ranked fifth nationally at 22.7 points per contest, while Blakes' 19.2 points per contest is 29th in the nation and the highest scoring average by a freshman in NCAA Division I this season. Combined, Pierre and Blakes are averaging a combined 41.9 points per game this season.

WINNING BIG

Vanderbilt holds the seventh-best margin of victory in the nation coming into the weekend. The Commodores have been beating teams by an average of 33.1 points per game this season. Vandy has posted six wins of 45-plus points through the first 14 games of the 2024-25 season.

DOUBLE-DOUBLE MACHINE

Khamil Pierre is third in NCAA Division I with 10 double-doubles entering the weekend. She is one of four players nationally to collect 10 or more double-doubles during the 2024-25 season. Pierre's 10 double-doubles this season are the fifth-most in a single-season in program history. The school record is 14 double-doubles collected by current assistant coach Ashley Earley in the 2004-05 season.





DORE NOTES

HISTORIC START FOR BLAKES

Freshman Mikayla Blakes scored 10-plus points in each of her first 13 games to begin her Vanderbilt career, ending on Dec. 29 vs. Alabama A&M. She is the first Dore since at least 1999-00 to open their Vandy career with 13-straight games with 10-plus points. Additionally, it is the fourth-longest double-digit scoring streak to begin a season in school history.

KHAMIL'S PUTTING UP ELITE NUMBERS

Sophomore Khamil Pierre is the only NCAA Division I player to average over 22.0 points and 11.0 rebounds this season. The 6-2 forward is putting up a team-best 22.7 points per game and 11.2 rebounds per contest. Her 10 double-doubles this season are the third-most in the nation.

Pierre currently leads the SEC in field goals made (129), steals (51), and steals per game (3.92). She ranks in the top three in the conference in double-doubles (2nd; 10), points per game (2nd; 22.7), rebounds (2nd; 145), rebounds per game (2nd; 11.2), points scored (3rd; 295), and field goal percentage (4th; 59.4).

KHAMIL EARNS HER SECOND SEC PLAYER OF THE WEEK HONOR

Sophomore Khamil Pierre was named SEC Player of the Week for the second time this season on Dec. 17. The 6-2 forward averaged an SEC-best 42.0 points, 18.0 points, and 8.0 steals this week, as Pierre set the Vanderbilt women's basketball single-game scoring record with a 42-point performance against Evansville in a 106-40 win on Dec. 16. It is Pierre's second SEC Player of the Week selection of her career, as she previously earned the distinction on Nov. 26 of this season. She is the first player since Cija Harbison in 2022-23 to be named SEC Player of the Week multiple times in a season. Pierre also becomes the fifth Commodore to earn multiple SEC Player of the Week honors. Overall, it is Pierre's seventh SEC weekly honor, as she was named SEC Freshman of the Week a program-record five times during the 2023-24 campaign.

2024-25 GAME-BY-GAME STARTERS

| Team | G | G | G | F | F | Result |
|--------------------|--------|--------|-------|--------|----------|-----------|
| Lipscomb | Blakes | Moore | Nwaba | Oliver | Pierre | W, 102-50 |
| Austin Peay | Blakes | Moore | Nwaba | Oliver | Pierre | W, 93-37 |
| at South Florida | Blakes | Greene | Nwaba | Oliver | Pierre | W, 62-49 |
| Butler | Blakes | Greene | Nwaba | Oliver | Pierre | W, 81-52 |
| Hampton | Blakes | Moore | Nwaba | Oliver | Pierre | W, 94-46 |
| Samford | Blakes | Moore | Nwaba | Oliver | Pierre | W, 104-59 |
| vs. Arizona | Blakes | Greene | Moore | Oliver | Pierre | W, 71-60 |
| vs. Michigan State | Blakes | Greene | Moore | Oliver | Pierre | L, 78-70 |
| Appalachian State | Blakes | Moore | Nwaba | Oliver | Mitchell | W, 94-40 |
| at Miami | Blakes | Moore | Nwaba | Oliver | Pierre | W, 88-70 |
| Evansville | Blakes | Moore | Nwaba | Oliver | Pierre | W, 106-40 |
| at Dayton | Blakes | Moore | Nwaba | Oliver | Pierre | W, 80-66 |
| West Georgia | Blakes | Moore | Nwaba | Oliver | Pierre | W, 103-68 |
| Alabama A&M | Blakes | Moore | Nwaba | Oliver | Pierre | W, 93-64 |

LINEUP RECORDS

| | |
|------------------------------------|-----|
| Blakes/Moore/Nwaba/Oliver/Pierre | 8-0 |
| Blakes/Greene/Nwaba/Oliver/Pierre | 2-0 |
| Blakes/Moore/Nwaba/Oliver/Pierre | 1-0 |
| Blakes/Moore/Nwaba/Oliver/Mitchell | 1-0 |
| Blakes/Greene/Moore/Oliver/Pierre | 1-1 |

STAT SUPERLATIVES

MOST GAMES PLAYED

127, JORDYN OLIVER*

MOST GAMES PLAYED AT VANDY

99, SACHA WASHINGTON

MOST GAMES STARTED

94, LEILANI KAPINUS*

MOST GAMES STARTED AT VANDY

76, SACHA WASHINGTON

MOST CONSECUTIVE GAMES PLAYED

33, JORDYN OLIVER

MOST CONSECUTIVE GAMES STARTED

14, MIKAYLA BLAKES/JORDYN OLIVER

GAMES W/ DOUBLE-DIGIT POINTS

| | 2024-25 CAREER | |
|------------------|----------------|----|
| KHAMIL PIERRE | 13 | 27 |
| MIKAYLA BLAKES | 13 | 13 |
| IYANA MOORE | 10 | 54 |
| MADISON GREENE | 7 | 10 |
| LEILANI KAPINUS* | 3 | 62 |
| AIYANA MITCHELL | 2 | 2 |
| JANE NWABA* | 1 | 37 |
| JORDYN OLIVER* | 1 | 11 |
| AGA MAKURAT | 1 | 4 |
| SACHA WASHINGTON | -- | 50 |
| JUSTINE PISSOTT* | -- | 8 |
| JADA BROWN | -- | 2 |

GAMES W/ DOUBLE-DIGIT REBOUNDS

| | 2024-25 CAREER | |
|------------------|----------------|----|
| KHAMIL PIERRE | 10 | 14 |
| LEILANI KAPINUS* | 2 | 16 |
| SACHA WASHINGTON | -- | 27 |
| JANE NWABA* | -- | 14 |
| JORDYN OLIVER* | -- | 3 |

DOUBLE-DOUBLES

| | 2024-25 CAREER | |
|------------------|----------------|----|
| KHAMIL PIERRE | 10 | 14 |
| LEILANI KAPINUS* | 2 | 14 |
| SACHA WASHINGTON | -- | 22 |
| JANE NWABA* | -- | 11 |
| JORDYN OLIVER* | -- | 3 |

20-PLUS POINT GAMES

| | 2024-25 CAREER | |
|------------------|----------------|----|
| KHAMIL PIERRE | 8 | 9 |
| MIKAYLA BLAKES | 8 | 8 |
| MADISON GREENE | 1 | 1 |
| IYANA MOORE | -- | 13 |
| SACHA WASHINGTON | -- | 6 |
| LEILANI KAPINUS* | -- | 6 |
| JANE NWABA* | -- | 1 |

30-PLUS POINT GAMES

| | 2024-25 CAREER | |
|------------------|----------------|---|
| IYANA MOORE | -- | 2 |
| SACHA WASHINGTON | -- | 1 |
| KHAMIL PIERRE | 1 | 1 |

40-PLUS POINT GAMES

| | 2024-25 CAREER | |
|---------------|----------------|---|
| KHAMIL PIERRE | 1 | 1 |

CURRENT DOUBLE-DIGIT SCORING STREAK

16, KHAMIL PIERRE

CONSECUTIVE GAMES W/ MADE 3-POINTER

10, IYANA MOORE

CONSECUTIVE GAMES W/ AN ASSIST

14, MIKAYLA BLAKES

CONSECUTIVE GAMES W/ A BLOCK

2, KHAMIL PIERRE

CONSECUTIVE GAMES W/ A STEAL

10, KHAMIL PIERRE

* STARTED COLLEGIATE CAREER AT ANOTHER SCHOOL





DORE NOTES

PIERRE HAULING IN THE AWARDS

The U.S. Basketball Writers Association (USBWA) named Vanderbilt women's basketball sophomore Khamil Pierre as one of five USBWA Ann Meyers Drysdale National Players of the Week.

It is the first USBWA Ann Meyers Drysdale National Players of the Week selection for Pierre. Additionally, she was also selected as this week's runner-up for the Associate Press National Player of the Week and was named the Tennessee Sports Writers Association (TSWA) Women's Basketball Player of the Week.

PIERRE'S 42-POINT PERFORMANCE

Khamil Pierre put on one of the most memorable performances in Vanderbilt women's basketball history in the 106-40 win over Evansville on Dec. 14. She posted 42 points, 18 rebounds, and eight steals in the win over the Purple Aces. Her 42-point performance set a new program record for most points scored in a single game, passing the previous mark of 41 points shared by Chantelle Anderson (Feb. 8, 2001) and Cija Harbison (Jan. 29, 2023).

The 6-2 forward started her day with a bang against the Purple Aces, scoring 20 points in the first quarter. Pierre's performance in the opening frame on Saturday marked the most points scored by a Commodore in the first quarter in program history. Additionally, Pierre ties Marnelle Garraud's program record for most points scored in any quarter, which was set on Jan. 16, 2023, in the fourth quarter at Arkansas.

Her 19 made field goals tie the program record for more field goals made in a game in Vanderbilt history, tying Anderson's 19 made field goals in her 40-point performance vs. Portland State. The 19 made field goals are also the sixth-most in SEC history.

The 42 points scored are the most in an NCAA Division I game this season. It is also tied for the most points scored by an SEC player since the 2020-21 season.

MADDIE'S HOMECOMING

Sophomore Madison Greene had a memorable return trip to her home state of Ohio, as she scored a career-high 25 points off the bench against at Dayton on Dec. 19. Greene is the first Dore to score at least 25 points in a reserve role since Erin Whalen's 25-point performance vs. No. 10-ranked South Carolina on Jan. 18, 2018.

KHAMIL COMING UP ACES AGAINST EVANSVILLE

The 42 points, 18 rebounds, and eight steals for Khamil Pierre against Evansville establish new career highs in each category. Her combined 60 points and rebounds are the most collected by a Vanderbilt women's basketball player in a game in program history. Her 42-point performance last Saturday also extended her career-long double-digit scoring streak to 13 games dating back to last season. She also collected her eighth double-double of the season, which is tied for the sixth-most in a season since 1999-00.

Pierre is the fifth NCAA Division I women's basketball player since 1999-00 to have a game stat line of 40-plus points, 15-plus rebounds, and 5-plus steals, and she is the first player to accomplish the feat since the 2013-14 season. Pierre is the fifth Commodore since 1999-00 to have a game with 30-plus points and 10-plus rebounds.

MITCH'S IMPROVEMENT

Sophomore Aiyana Mitchell made her first collegiate start on Dec. 1 against Appalachian State. The 6-4 forward matched her career highs in points (10) and rebound (6) in a career-best 20 minutes of action against the Mountaineers. Mitchell is averaging a career-best 5.6 points and 3.5 rebounds through 14 games this season.

BLAKES WINS THIRD SEC FRESHMAN OF THE WEEK

The SEC announced on Dec. 10 that Vanderbilt women's basketball guard Mikayla Blakes has been named the SEC Freshman of the Week for the third time this season. The guard scored 26 points at Miami on Dec. 4 to help the Dores register an 88-70 win in their only game last week. Her 26 points against the Hurricanes were the most points scored by an SEC freshman that week. Additionally, her 26-point outing against the Canes marked the third-most points scored by a Vanderbilt freshman in a true road contest in program history and ranks as the 12th-most scored in a contest by a Commodore frosh.

SETTING QUARTER RECORDS

Vanderbilt outscored Appalachian State 33-2 in the first quarter en route to a 94-40 win on Dec. 1. The two points scored against the Commodores were the fewest points the program has allowed in any quarter in school history. The plus-31-point advantage at the end of the quarter marked the largest scoring margin in a single quarter in program history. The NCAA moved women's basketball from two halves to four quarters prior to the start of the 2015-16 season.

MIXING AND MATCHING

Vanderbilt used its fourth different starting lineup in the Dec. 1 win over Appalachian State, as graduate student Jane Nwaba returned to the starting five and sophomore Aiyana Mitchell made her first career start. Mitchell makes the seventh different Commodore to record a start through the season's first 10 games.

DOUBLE-DOUBLE DUO

Sophomore Khamil Pierre and graduate student Leilani Kapinus became the first set of Commodore teammates to record a double-double in the same game this season the win over Samford on Nov. 22. Pierre registered 21 points and 12 rebounds to post her fifth double-double of the season, while Kapinus collected 11 points and 10 rebounds to record her first at Vanderbilt. It is the first time since March 7, 2024, that two Vanderbilt players posted a double-double in the same game, as Pierre and Sacha Washington accomplished the feat against Florida in the second round of the 2024 SEC Tournament.

PIERRE NAMED SEC PLAYER OF THE WEEK

Sophomore Khamil Pierre was named SEC Player of the Week for the first time in her career on Nov. 26. She averaged 18.0 points, 12.0 rebounds, and 3.5 steals in a pair of home wins over Hampton (Nov. 20) and Samford (Nov. 22). The two double-doubles pushed her season total to an NCAA-best five. Her 17 made field goals were the second-most during the week, as she shot 56.7 percent from the field. Pierre's 12.0 rebounds per game average was second-highest in the SEC last week. She scored double-digit points in both contests this week to extend her career-best double-digit scoring average to nine games dating back to last season. The sophomore is one of four NCAA Division I players who have posted a double-double in all but one game their team has played this season, while she is one of seven players in the nation averaging at least 19.0 points and 11.0 rebounds.

BLAKES PICKS UP HER SECOND SEC FRESHMAN OF THE WEEK AWARD

Mikayla Blakes was named SEC Freshman of the Week for the second-straight week on Nov. 26. Blakes averaged 18.0 points and led all SEC freshmen at 6.5 assists per game last week. The guard contributed 33.0 points per game between points and assists in a pair of Vandy wins. Her career-high eight assists against Hampton on Nov. 20 were the most by an SEC player this week and the second-most by an SEC freshman this season. The guard was extremely efficient from the field, shooting 53.8 percent (14-of-26). She leads all SEC freshmen in scoring at 20.0 points per game. Blakes is the first Vanderbilt freshman since 2009-10 to score 14 or more points and have two or more steals in each of their first six games.

BLAKES' CONTRIBUTIONS

Freshman Mikayla Blakes scored 22 points and dished out a career-high eight assists vs. Hampton on Nov. 20. She scored or had an assist on a total of 41 points against Lady Pirates, contributing to 44 percent of Vanderbilt's 94 points scored. Her career-best eight assists against Hampton on are the most by the second-most by an SEC freshman this season.

BLAKES EARNS HER FIRST SEC FRESHMAN OF THE WEEK HONOR

Mikayla Blakes earned the first SEC weekly honor of her career, as she was named the SEC Freshman of the Week on Tuesday. The Somerset, New Jersey, native led all SEC freshmen in scoring during the week, putting up 22.5 points per game in a pair of Commodore wins. She is the first Commodore to be named SEC Freshman of the Week since Khamil Pierre, who captured the award a school-record five times during the 2023-24 campaign. Blakes becomes the fifth player to win the conference's weekly freshman honor under head coach Shea Ralph, joining Pierre, Rianne Allen, Iyana Moore, and Sacha Washington.





DORE NOTES

BLAKES' BIG NIGHT VS. BUTLER

Freshman Mikayla Blakes dropped a career-high 29 points in the 81-52 home win against Butler on Nov. 17. Her 29-point performance vs. the Bulldogs is tied for the fifth-most points scored in a game by a Vanderbilt freshman. She matches with Kady Schrann (vs. LSU, Jan. 29, 2012), Barbara Brackman (vs. Duke, March 13, 1982), and Harriet Brumfield (at Delta State, Feb. 20, 1982, and vs. Northwestern, Nov. 27, 1981).

PIERRE'S SEASON-OPENING DOUBLE-DOUBLE STREAK

Khamil Pierre opened the 2024-25 season posting a double-double in three-straight games. She became the first Commodore since Koi Love in 2020-21 to open a season collecting three-straight double-doubles.

GREENE MAKING THE MOST OF HER FIRST START

Sophomore Madison Greene shined in her first career start at Vanderbilt in the 62-49 win at South Florida on Nov. 14. The guard was inserted into the lineup with senior Iyana Moore battling back spasms and turned in a season-high 15 points. Greene hit a career-best five 3-point field goals against the Bulldogs. She is the first Commodore to hit five 3-pointers in a game since Justine Pissott against Dayton on Dec. 20, 2023.

SEASON-OPENING DOUBLE-DOUBLE FOR KHAMIL

Khamil Pierre got her sophomore campaign started in a big way, as the 6-2 forward scored 25 points and pulled down 14 rebounds in the season-opening win over Lipscomb. It was the first time that a Commodore posted a double-double in a season opener since Koi Love's 24-point, 10-rebound performance at Little Rock in the first game of the 2020-21 season. It is Pierre's fifth career double-double, while she extended her double-digit scoring streak to four games dating back to last season.

A REMARKABLE DEBUT

Freshman Mikayla Blakes put on a spectacular showing in her Vanderbilt debut this past Monday, as she recorded 23 points, five assists, and five rebounds to go along with a pair of steals. She is the first Commodore to score 23 or more points in their debut game since Rebekah Dahlman's 23-point outing in her debut on Nov. 11, 2013, against Appalachian State.

GREENE'S RETURN

Madison Greene had a standout return to the court after missing the final 22 games last season. Greene recorded 14 points in 28 minutes off the bench in the season opener vs. Lipscomb on Nov. 4. She also established new career highs in steals (6), assists (4), and field goals made (6) in her return against the Bisons.

100-POINT BREAKOUT IN THE SEASON OPENER

Vanderbilt scored 100-plus points in a game for the first time since putting up 106 points in a 106-55 win at Tennessee State on Nov. 25, 2019. It was the first time under head coach Shea Ralph that the Commodores have tallied 100 or more points in a game. It was also the first time that Vandy scored 100-plus points at Memorial Gym since they knocked off Quinnipiac, 111-53, on Nov. 26, 2010. It is also the 47th time that Vanderbilt women's basketball has scored 100 or more points in a game in program history.

RETURNING FIRE POWER

Vanderbilt returns 78.4 percent of its scoring from last season as the Commodores bring back nine players from the 2023-24 roster. The group of returnees includes five players who started 10 or more games for the Dores a year ago, four of which started for Vandy during last year's NCAA Tournament run.

EXPERIENCED ROSTER

Vanderbilt is one of the most experienced teams in the SEC this season, as they have four players who have played in 90-plus games during their college career. That list includes Jordyn Oliver (114), Jane Nwaba (106), Sacha Washington (99), and Leilani KAPINUS (95). The Commodores are one of four SEC teams that have four or more players who have played in 90 more collegiate games.

WATCH OUT FOR WASHINGTON

Senior Sacha Washington was among 20 players named to the 2025 Cheryl Miller Award preseason watchlist, which goes to the nation's top small forward. Washington is the first Commodore to be considered for the Miller Award. The Lawrenceville, Georgia, native had a career year in 2023-24, as she averaged a personal-best 12.1 points and 7.9 rebounds per game. She shot 52.6 percent from the floor, had a team-best 44 blocks, and started in all 33 contests. The 6-2 forward scored double-digits in 18 games, which included a career-high 33 points against Louisiana Tech. She pulled down 10 or more rebounds in 10 contests and had nine double-doubles last season.

MOORE PRODUCTION

Senior Iyana Moore comes into Friday riding an nine-game double-digit scoring streak. The guard averaged a team-high 14.2 points per game a year ago. Her 17.6 points per game in SEC games ranked sixth in the conference last year. Her career-high 37-point performance at Kentucky was the most points scored by a player in an SEC contest last season.

ONE OF THE SEC'S BEST

Senior Sacha Washington, 2024-25 season, is one of two SEC players who have collected over 1,000 points, 700 rebounds, and 100 blocks in their career, joined by Ole Miss' Madison Scott. Washington became the 41st Commodore to score 1,000 career points during Vanderbilt's NCAA Tournament run last season. She comes into the year having amassed 1,008 points, 720 rebounds, 108 blocks, and 105 assists in 99 career games.

A TANGIBLE IMPROVEMENT

Vanderbilt's 23 wins this season marks an 11-win improvement from last year's win total of 12. It was tied for the largest improvement in win total from year-to-year in program history, matching the 1983-84 team.

SEC PROJECTIONS

Vanderbilt will be out to prove the preseason prognosticators wrong this year once again. The Commodores were selected to finish 10th in the SEC Preseason Media Poll and 12th in the SEC Coaches Poll. Vandy has finished better than projected in the preseason polls each year under head coach Shea Ralph. Last season, the Dores were picked to finish 13th in the preseason coaches poll and 14th in the preseason media poll, then went 9-7 in SEC games last season to finish in sixth place.





STATISTICAL RANKINGS

| Statistic | RANKING (as of 12.31) | | |
|---|-----------------------|-----|-------|
| | NCAA | SEC | Value |
| Assist/Turnover Ratio (353 ranked) | 17 | 4 | 1.36 |
| Assists Per Game (353 ranked) | 22 | 3 | 18.4 |
| Bench Points Per Game (353 ranked) | 69 | 9 | 25.1 |
| Blocks Per Game (353 ranked) | 155 | 15 | 3.2 |
| Field Goal Percentage (353 ranked) | 29 | 7 | 47.0 |
| Field Goal Percentage Defense (353 ranked) | 98 | 13 | 38.1 |
| Fouls Per Game (353 ranked) | 44 | 3 | 14.5 |
| Free Throw Attempts Per Game (353 ranked) | 110 | 11 | 17.93 |
| Free Throw Percentage (353 ranked) | 44 | 4 | 75.3 |
| Free Throws Made Per Game (353 ranked) | 60 | 7 | 13.50 |
| Rebound Margin (353 ranked) | 20 | 7 | 10.4 |
| Rebounds (Defensive) Per Game (353 ranked) | 157 | 12 | 25.5 |
| Rebounds (Offensive) Per Game (353 ranked) | 4 | 2 | 18.3 |
| Rebounds Per Game (349 ranked) | 15 | 5 | 43.79 |
| Scoring Defense (353 ranked) | 35 | 6 | 55.6 |
| Scoring Margin (349 ranked) | 7 | 5 | 33.1 |
| Scoring Offense (353 ranked) | 8 | 5 | 88.6 |
| Steals Per Game (353 ranked) | 5 | 2 | 14.5 |
| Three Point Attempts Per Game (353 ranked) | 97 | 6 | 22.1 |
| Three Point Percentage (353 ranked) | 176 | 11 | 31.0 |
| Three Point Percentage Defense (353 ranked) | 68 | 7 | 27.1 |
| Three Pointers Per Game (353 ranked) | 122 | 7 | 6.9 |
| Turnover Margin (353 ranked) | 6 | 4 | 11.21 |
| Turnovers Forced Per Game (353 ranked) | 11 | 3 | 24.71 |
| Turnovers Per Game (353 ranked) | 35 | 5 | 13.5 |
| Winning Percentage (350 ranked) | 10 | 3 | 92.9 |

| Individual | RANKING (as of 12.31) | | |
|-------------------------|-----------------------|-----|-------|
| | NCAA | SEC | Value |
| Mikayla Blakes | | | |
| Assists/Turnover Ratio | 156 | 15 | 1.53 |
| Assists | 130 | 14 | 49 |
| Assists Per Game | 189 | 14 | 3.5 |
| Field Goal Attempts | 25 | 4 | 210 |
| Field Goal Percentage | 156 | 17 | 45.7 |
| Field Goals Made | 23 | 6 | 96 |
| Free Throw Attempts | 119 | 11 | 57 |
| Free Throw Percentage | 70 | 6 | 84.2 |
| Free Throw Made | 78 | 7 | 48 |
| Points Scored | 18 | 6 | 269 |
| Points Per Game | 29 | 5 | 19.2 |
| Steals | 20 | 2 | 98 |
| Steals Per Game | 24 | 3 | 2.86 |
| Three Point Attempts | 20 | 2 | 98 |
| Three Point Percentage | 183 | 14 | 29.6 |
| Three Pointers Made | 79 | 8 | 29 |
| Three Pointers Per Game | 157 | 14 | 2.07 |

| | | | |
|-----------------------------|-----|----|------|
| Khamil Pierre | | | |
| Double Doubles | 3 | 2 | 10 |
| Field Goal Attempts | 18 | 3 | 217 |
| Field Goal Percentage | 22 | 4 | 59.4 |
| Field Goals | 1 | 1 | 129 |
| Free Throw Attempts | 119 | 11 | 57 |
| Points Scored | 9 | 3 | 295 |
| Points Per Game | 5 | 2 | 22.7 |
| Rebounds | 6 | 2 | 145 |
| Offensive Rebounds Per Game | 8 | 2 | 4.7 |
| Rebounds Per Game | 7 | 2 | 11.2 |
| Steals | 2 | 1 | 51 |
| Steals Per Game | 2 | 1 | 3.92 |

| | | | |
|------------------------|-----|----|------|
| Leilani Kapinus | | | |
| Steals | 137 | 12 | 26 |
| Steals Per Game | 169 | 8 | 2.00 |

| | | | |
|-------------------------|-----|----|------|
| Iyana Moore | | | |
| Three Pointers Attempts | 96 | 9 | 79 |
| Three Point Percentage | 146 | 10 | 34.2 |
| Three Pointers Made | 112 | 10 | 27 |
| Three Pointers Per Game | 151 | 13 | 2.08 |

| | | | |
|------------------------|-----|----|------|
| Jordyn Oliver | | | |
| Assists/Turnover Ratio | 40 | 9 | 2.45 |
| Assists | 130 | 14 | 49 |
| Assists Per Game | 189 | 14 | 3.5 |

LEADERS & MISCELLANEOUS STATS

Leading Scorer - Season
Khamil Pierre - 22.7 ppg

Leader in FG% - Season
Khamil Pierre - 59.4% (129-217)

Leader in FT% - Season
Mikayla Blakes - 84.2% (48-57)

Leader in 3-PFG% - Season
Iyana Moore - 34.2% (27-79)

Leader in 3-PFGM - Season
Mikayla Blakes - 29 3PFGM

Leading Rebounder - Season
Khamil Pierre - 11.2 rpg

Leader in Assists - Season
M. Blakes/J. Oliver - 3.5 apg

Leader in Steals - Season
Khamil Pierre - 3.9 spg

Leader in Blocks - Season
Leilani Kapinus - 0.6 bpg

20-Pt Scoring Games
Mikayla Blakes - 8
Khamil Pierre - 8
Madison Greene - 1

30-Pt Scoring Games
--

40-Pt Scoring Games
Khamil Pierre - 1

Ind. High Points - Game
42 pts - Khamil Pierre
vs. Evansville (12/14/24)

Ind. High Rebounds - Game
18 reb - Khamil Pierre
vs. Evansville (12/14/24)

Ind. High FTM - Game
8 FTM - Madison Greene
at Dayton (12/19/24)

Ind. High 3-Pt FGM - Game
5 3PM - Mikayla Blakes
vs. Arizona (11/26/24)
at Miami (12/04/24)

Ind. High Assists - Game
8 - Mikayla Blakes
vs. Hampton (11/20/24)

Ind. High Blocks - Game
3 - Jane Nwaba
vs. Hampton (11/20/24)

Ind. High Blocks - Game
3 - Jordyn Oliver
at Dayton (12/14/24)

Ind. High Blocks - Game
3 - Jordyn Oliver
at Dayton (12/14/24)

Ind. High Steals - Game
8 - Khamil Pierre
vs. Evansville (12/14/24)

Largest Margin of Victory
66 pts - 106-40
vs. Evansville (12/14/24)

Largest Halftime Lead
38 pts - 58-20
vs. Evansville (12/14/24)

Largest Halftime Deficit
2 pts - 29-27
vs. Michigan State (11/27/24)

Largest Vandy Lead
68 pts - 106-38
vs. Evansville (12/14/24)

Largest Vandy Deficit
11 pts - 73-62
vs. Michigan State (11/27/24)

Longest Scoring Run
26-0 vs. Hampton (11/20/24)

Longest Opp. Scoring Run
11-0 - vs. Michigan State (11/27/24)

Largest 1st Half Deficit in a Win
7 pts - 7-0
at Dayton (12/19/24)

Largest 2nd Half Deficit in a Win
--

SCORING HIGH-LOW QUARTERS

Most 1st Quarter Points Scored

34, vs. Evansville - 12.14.24

Most 1st Quarter Points Scored (SEC Games)

--

Fewest 1st Quarter Points Scored

15, vs. Arizona - 11.26.24

Fewest 1st Quarter Points Scored (SEC Games)

--

Most 2nd Quarter Points Scored

35, vs. West Georgia - 12.21.24

Most 2nd Quarter Points Scored (SEC Games)

--

Fewest 2nd Quarter Points Scored

8, vs. Michigan State - 11.27.24

Fewest 2nd Quarter Points Scored (SEC Games)

--

Most 3rd Quarter Points Scored

28 (2x), vs. Evansville - 12.14.24

Most 3rd Quarter Points Scored (SEC Games)

--

Fewest 3rd Quarter Points Scored

13, at Dayton - 12.14.24

Fewest 3rd Quarter Points Scored (SEC Games)

--

Most 4th Quarter Points Scored

38, vs. Samford - 11.22.24

Most 4th Quarter Points Scored (SEC Games)

--

Fewest 4th Quarter Points Scored

8, at South Florida - 11.14.24

Fewest 4th Quarter Points Scored (SEC Games)

--

Most 1st Quarter Points Allowed

23, vs. Samford - 11.22.24

Most 1st Quarter Points Allowed (SEC Games)

--

Fewest 1st Quarter Points Allowed

2, vs. Appalachian State - 12.1.24

Fewest 1st Quarter Points Allowed (SEC Games)

--

Most 2nd Quarter Points Allowed

24, at Dayton - 12.14.24

Most 2nd Quarter Points Allowed (SEC Games)

--

Fewest 2nd Quarter Points Allowed

7, vs. Hampton - 11.20.24

Fewest 2nd Quarter Points Allowed (SEC Games)

--

Most 3rd Quarter Points Allowed

25, West Georgia - 12.21.24

Most 3rd Quarter Points Allowed (SEC Games)

--

Fewest 3rd Quarter Points Allowed

4 (2x), vs. Hampton - 11.20.24

Fewest 3rd Quarter Points Allowed (SEC Games)

--

Most 4th Quarter Points Allowed

33, vs. Michigan State - 11.27.24

Most 4th Quarter Points Allowed (SEC Games)

--

Fewest 4th Quarter Points Allowed

7, vs. Austin Peay - 11.8.24

Fewest 4th Quarter Points Allowed (SEC Games)

--

SEC PLAYER OF THE WEEK

| Week | Player | Week | Player |
|-------|--------------------------|-------|-----------------------|
| 11-12 | Raegen Beers, Okla. | 12-23 | DeYona Gaston, Auburn |
| 11-19 | Talaysia Cooper, Tenn. | | Aneesah Morrow, LSU |
| 11-26 | Khamil Pierre, Vandy | 12-31 | Aaliyah Nye, Alabama |
| 12-03 | Aneesha Morrow, LSU | | |
| | Payton Verhulst, Okla. | | |
| 12-10 | Izzy Higginbottom, Ark. | | |
| | Mikaylah Williams, Tenn. | | |
| 12-17 | Khamil Pierre, Vandy | | |

SEC FRESHMAN OF THE WEEK

| Week | Player | Week | Player |
|-------|------------------------|-------|------------------------|
| 11-12 | Clara Silva, UK | 12-17 | Sira Thienou, Ole Miss |
| 11-19 | Mikayla Blakes, Vandy | 12-23 | Justice Carlton, Texas |
| 11-26 | Mikayla Blakes, Vandy | 12-31 | Miyah Verse, Georgia |
| | Sira Thienou, Ole Miss | | Kaniya Boyd, Tenn. |
| 12-03 | Joyce Edwards, SC | | |
| | Justice Carlton, Texas | | |
| 12-10 | Mikayla Blakes, Vandy | | |
| | Syriah Daniels, Auburn | | |



2024-25 OVERALL STATS

Game Records

| Record | Overall | Home | Away | Neutral |
|----------------|---------|------|------|---------|
| ALL GAMES | 13-1 | 9-0 | 3-0 | 1-1 |
| CONFERENCE | 0-0 | 0-0 | 0-0 | 0-0 |
| NON-CONFERENCE | 13-1 | 9-0 | 3-0 | 1-1 |

Score by Periods

| Team | 1st | 2nd | 3rd | 4th | OT | TOT |
|------------|-----|-----|-----|-----|----|------|
| Vanderbilt | 338 | 295 | 305 | 303 | 0 | 1241 |
| Opponents | 193 | 167 | 212 | 206 | 0 | 778 |

Team Box Score

| No. | Player | Total | | | 3-Point | | | F-Throw | | Rebounds | | | | Other | | | | | | | | |
|------------------|------------------|-----------|-------------|------|-----------------|-------------|---------------|-------------|----------------|-------------|------------|------------|------------|-------------|------------|----------|------------|------------|-----------|------------|-------------|-------------|
| | | GP-GS | MIN | AVG | FG-FGA | FG% | 3FG-3FGA | 3FG% | FT-FTA | FT% | OFF | DEF | TOT | AVG | PF | DQ | A | TO | BLK | STL | PTS | AVG |
| 12 | PIERRE, Khamil | 13-13 | 359:13 | 27.6 | 129-217 | .594 | 0-2 | .000 | 37-57 | .649 | 61 | 84 | 145 | 11.2 | 35 | 1 | 25 | 21 | 3 | 51 | 295 | 22.7 |
| 1 | BLAKES, Mikayla | 14-14 | 384:28 | 27.5 | 96-210 | .457 | 29-98 | .296 | 48-57 | .842 | 17 | 20 | 37 | 2.6 | 29 | 0 | 49 | 32 | 3 | 40 | 269 | 19.2 |
| 23 | MOORE, Iyana | 13-12 | 372:47 | 28.7 | 55-153 | .359 | 27-79 | .342 | 21-28 | .750 | 9 | 28 | 37 | 2.8 | 26 | 0 | 37 | 33 | 2 | 10 | 158 | 12.2 |
| 4 | GREENE, Madison | 14-4 | 337:40 | 24.1 | 46-102 | .451 | 13-37 | .351 | 27-31 | .871 | 13 | 31 | 44 | 3.1 | 25 | 0 | 26 | 29 | 1 | 24 | 132 | 9.4 |
| 5 | KAPINUS, Leilani | 13-0 | 257:12 | 19.8 | 28-61 | .459 | 5-17 | .294 | 14-19 | .737 | 24 | 25 | 49 | 3.8 | 23 | 0 | 30 | 15 | 8 | 26 | 75 | 5.8 |
| 10 | NWABA, Jane | 14-12 | 219:48 | 15.7 | 30-56 | .536 | 6-19 | .316 | 12-14 | .857 | 15 | 19 | 34 | 2.4 | 14 | 0 | 15 | 10 | 7 | 11 | 78 | 5.6 |
| 14 | MITCHELL, Aiyana | 14-1 | 170:02 | 12.1 | 31-52 | .596 | 0-0 | .000 | 16-25 | .640 | 25 | 24 | 49 | 3.5 | 19 | 0 | 4 | 10 | 7 | 8 | 78 | 5.6 |
| 11 | OLIVER, Jordyn | 14-14 | 390:01 | 27.9 | 27-61 | .443 | 0-0 | .000 | 7-8 | .875 | 33 | 42 | 75 | 5.4 | 15 | 0 | 49 | 20 | 7 | 21 | 61 | 4.4 |
| 24 | MAKURAT, Aga | 10-0 | 129:03 | 12.9 | 14-48 | .292 | 9-37 | .243 | 1-1 | 1.000 | 7 | 20 | 27 | 2.7 | 3 | 0 | 9 | 7 | 5 | 3 | 38 | 3.8 |
| 13 | PISSOTT, Justine | 9-0 | 78:13 | 8.7 | 9-27 | .333 | 5-17 | .294 | 2-4 | .500 | 7 | 15 | 22 | 2.4 | 5 | 0 | 3 | 2 | 0 | 3 | 25 | 2.8 |
| 30 | WILSON, Trinity | 8-0 | 42:00 | 5.3 | 8-21 | .381 | 0-0 | .000 | 1-3 | .333 | 5 | 9 | 14 | 1.8 | 2 | 0 | 5 | 2 | 2 | 0 | 17 | 2.1 |
| 2 | BROWN, Jada | 10-0 | 59:32 | 6.0 | 5-9 | .556 | 2-4 | .500 | 3-4 | .750 | 4 | 7 | 11 | 1.1 | 7 | 0 | 5 | 4 | 0 | 6 | 15 | 1.5 |
| Team | | | | | | | | | | | 36 | 33 | 69 | | | | | 4 | | | | |
| Total | | 14 | 2800 | | 478-1017 | .470 | 96-310 | .310 | 189-251 | .753 | 256 | 357 | 613 | 43.8 | 203 | 1 | 257 | 189 | 45 | 203 | 1241 | 88.6 |
| Opponents | | 14 | 2800 | | 301-791 | .381 | 74-273 | .271 | 102-158 | .646 | 154 | 314 | 468 | 33.4 | 241 | 2 | 167 | 346 | 39 | 102 | 778 | 55.6 |

Team Statistics

| | VU | OPP |
|------------------------|-----------------|----------------|
| Scoring | 1241 | 778 |
| Points per game | 88.6 | 55.6 |
| Scoring margin | +33.1 | - |
| Field goals-att | 478-1017 | 301-791 |
| Field goal pct | .470 | .381 |
| 3 point fg-att | 96-310 | 74-273 |
| 3-point FG pct | .310 | .271 |
| 3-pt FG made per game | 6.9 | 5.3 |
| Free throws-att | 189-251 | 102-158 |
| Free throw pct | .753 | .646 |
| F-Throws made per game | 13.5 | 7.3 |
| Rebounds | 613 | 468 |
| Rebounds per game | 43.8 | 33.4 |
| Rebounding margin | +10.4 | - |
| Assists | 257 | 167 |
| Assists per game | 18.4 | 11.9 |
| Turnovers | 189 | 346 |
| Turnovers per game | 13.5 | 24.7 |
| Turnover margin | +11.2 | - |
| Assist/turnover ratio | 1.4 | 0.5 |
| Steals | 203 | 102 |
| Steals per game | 14.5 | 7.3 |
| Blocks | 45 | 39 |
| Blocks per game | 3.2 | 2.8 |
| Winning streak | 6 | - |
| Home win streak | 9 | - |
| Attendance | 26032 | 6345 |
| Home games-Avg/Game | 9-2892 | 3-2115 |
| Neutral site-Avg/Game | - | 2-533 |

Team Results

| Date | Opponent | | Score | Att. |
|------------|-----------------|---|--------|------|
| 11/04/2024 | Lipscomb | W | 102-50 | 5282 |
| 11/08/2024 | Austin Peay | W | 93-37 | 2343 |
| 11/14/2024 | at South Fla. | W | 62-49 | 2606 |
| 11/17/2024 | Butler | W | 81-52 | 2615 |
| 11/20/2024 | Hampton | W | 94-45 | 2353 |
| 11/22/2024 | Samford | W | 104-59 | 2524 |
| 11/26/2024 | vs Arizona | W | 71-60 | 450 |
| 11/27/2024 | vs Michigan St. | L | 70-78 | 615 |
| 12/01/2024 | App State | W | 94-40 | 2621 |
| 12/04/2024 | at Miami (FL) | W | 88-70 | 2107 |
| 12/14/2024 | Evansville | W | 106-40 | 2599 |
| 12/19/2024 | at Dayton | W | 80-66 | 1632 |
| 12/21/2024 | West Ga. | W | 103-68 | 2634 |
| 12/29/2024 | Alabama A&M | W | 93-64 | 3061 |



2023-24 SEC STATS

Game Records

| Record | Overall | Home | Away | Neutral |
|----------------|---------|------|------|---------|
| ALL GAMES | 9-7 | 3-5 | 6-2 | 0-0 |
| CONFERENCE | 9-7 | 3-5 | 6-2 | 0-0 |
| NON-CONFERENCE | 0-0 | 0-0 | 0-0 | 0-0 |

Score by Periods

| Team | 1st | 2nd | 3rd | 4th | OT | TOT |
|------------|-----|-----|-----|-----|----|------|
| Vanderbilt | 225 | 249 | 296 | 275 | 0 | 1045 |
| Opponents | 240 | 230 | 302 | 284 | 0 | 1056 |

Team Box Score

| No. | Player | | | | Total | | 3-Point | | F-Throw | | Rebounds | | | | | | | | | | | |
|------------------|-------------------|-----------|-------------|------|----------------|-------------|----------------|-------------|----------------|-------------|------------|------------|------------|-------------|------------|----------|------------|------------|-----------|------------|-------------|-------------|
| | | GP-GS | MIN | AVG | FG-FGA | FG% | 3FG-3FGA | 3FG% | FT-FTA | FT% | OFF | DEF | TOT | AVG | PF | DQ | A | TO | BLK | STL | PTS | AVG |
| 23 | MOORE, Iyana | 16-16 | 603:39 | 37.7 | 89-214 | .416 | 35-96 | .365 | 69-75 | .920 | 11 | 50 | 61 | 3.8 | 41 | 0 | 47 | 47 | 2 | 22 | 282 | 17.6 |
| 12 | PIERRE, Khamil | 16-7 | 355:20 | 22.2 | 60-147 | .408 | 2-9 | .222 | 45-61 | .738 | 30 | 69 | 99 | 6.2 | 45 | 1 | 13 | 29 | 5 | 18 | 167 | 10.4 |
| 35 | WASHINGTON, Sacha | 16-16 | 462:13 | 28.9 | 63-138 | .457 | 0-0 | .000 | 34-50 | .680 | 51 | 62 | 113 | 7.1 | 46 | 3 | 15 | 42 | 18 | 17 | 160 | 10.0 |
| 3 | CAMBRIDGE, Jordyn | 16-16 | 559:44 | 35.0 | 55-191 | .288 | 17-83 | .205 | 30-43 | .698 | 17 | 58 | 75 | 4.7 | 48 | 3 | 71 | 48 | 4 | 43 | 157 | 9.8 |
| 13 | PISSOTT, Justine | 16-14 | 354:25 | 22.2 | 39-101 | .386 | 29-71 | .408 | 0-0 | .000 | 5 | 35 | 40 | 2.5 | 24 | 1 | 8 | 23 | 9 | 7 | 107 | 6.7 |
| 11 | OLIVER, Jordyn | 16-10 | 420:05 | 26.3 | 31-56 | .554 | 0-1 | .000 | 6-9 | .667 | 25 | 46 | 71 | 4.4 | 28 | 0 | 43 | 23 | 3 | 18 | 68 | 4.3 |
| 24 | MAKURAT, Aga | 16-0 | 206:52 | 12.9 | 17-54 | .315 | 12-42 | .286 | 3-4 | .750 | 7 | 17 | 24 | 1.5 | 9 | 0 | 7 | 16 | 5 | 5 | 49 | 3.1 |
| 5 | ALLEN, RYANNE | 15-0 | 83:25 | 5.6 | 9-21 | .429 | 8-19 | .421 | 3-5 | .600 | 1 | 7 | 8 | 0.5 | 9 | 0 | 0 | 4 | 1 | 2 | 29 | 1.9 |
| 14 | MITCHELL, Aiyana | 6-0 | 31:16 | 5.2 | 4-5 | .800 | 0-0 | .000 | 1-2 | .500 | 2 | 2 | 4 | 0.7 | 6 | 0 | 0 | 1 | 3 | 0 | 9 | 1.5 |
| 2 | BROWN, Jada | 9-0 | 60:29 | 6.7 | 2-9 | .222 | 2-7 | .286 | 4-6 | .667 | 1 | 1 | 2 | 0.2 | 7 | 0 | 2 | 2 | 0 | 1 | 10 | 1.1 |
| 21 | LACHANCE, Bella | 13-1 | 62:31 | 4.8 | 2-4 | .500 | 0-1 | .000 | 3-4 | .750 | 0 | 6 | 6 | 0.5 | 6 | 0 | 4 | 1 | 0 | 2 | 7 | 0.5 |
| Team | | | | | | | | | | | 35 | 36 | 71 | | | | | 8 | | | | |
| Total | | 16 | 3200 | | 371-940 | .395 | 105-329 | .319 | 198-259 | .764 | 185 | 389 | 574 | 35.9 | 269 | 8 | 210 | 244 | 50 | 135 | 1045 | 65.3 |
| Opponents | | 16 | 3200 | | 392-929 | .422 | 85-287 | .296 | 187-257 | .728 | 178 | 395 | 573 | 35.8 | 261 | 6 | 192 | 248 | 51 | 120 | 1056 | 66.0 |

Team Statistics

| | VU | OPP |
|------------------------|----------------|----------------|
| Scoring | 1045 | 1056 |
| Points per game | 65.3 | 66.0 |
| Scoring margin | -0.7 | - |
| Field goals-att | 371-940 | 392-929 |
| Field goal pct | .395 | .422 |
| 3 point fg-att | 105-329 | 85-287 |
| 3-point FG pct | .319 | .296 |
| 3-pt FG made per game | 6.6 | 5.3 |
| Free throws-att | 198-259 | 187-257 |
| Free throw pct | .764 | .728 |
| F-Throws made per game | 12.4 | 11.7 |
| Rebounds | 574 | 573 |
| Rebounds per game | 35.9 | 35.8 |
| Rebounding margin | +0.1 | - |
| Assists | 210 | 192 |
| Assists per game | 13.1 | 12.0 |
| Turnovers | 244 | 248 |
| Turnovers per game | 15.3 | 15.5 |
| Turnover margin | +0.3 | - |
| Assist/turnover ratio | 0.9 | 0.8 |
| Steals | 135 | 120 |
| Steals per game | 8.4 | 7.5 |
| Blocks | 50 | 51 |
| Blocks per game | 3.1 | 3.2 |
| Winning streak | 3 | - |
| Home win streak | 1 | - |
| Attendance | 29660 | 48852 |
| Home games-Avg/Game | 8-3708 | 8-6107 |
| Neutral site-Avg/Game | - | 0-0 |

Team Results

| Date | Opponent | | Score | Att. |
|------------|--------------------|---|-------|-------|
| 01/04/2024 | at Mississippi St. | W | 71-66 | 4261 |
| 01/07/2024 | Florida | W | 63-57 | 4737 |
| 01/11/2024 | at Kentucky | W | 95-73 | 3339 |
| 01/14/2024 | Missouri | L | 63-65 | 2560 |
| 01/18/2024 | Auburn | W | 53-50 | 1848 |
| 01/21/2024 | at Tennessee | L | 64-73 | 9088 |
| 01/28/2024 | at South Carolina | L | 74-91 | 18000 |
| 02/01/2024 | Ole Miss | L | 61-67 | 2106 |
| 02/05/2024 | Alabama | L | 66-74 | 2057 |
| 02/08/2024 | LSU | L | 62-85 | 6354 |
| 02/11/2024 | at Georgia | W | 61-55 | 3187 |
| 02/15/2024 | at Texas A&M | W | 49-45 | 3067 |
| 02/18/2024 | Tennessee | L | 61-86 | 6259 |
| 02/25/2024 | at Arkansas | W | 62-53 | 3839 |
| 02/29/2024 | at Missouri | W | 68-61 | 4071 |
| 03/03/2024 | Georgia | W | 72-55 | 3739 |





MEMORIAL GYMNASIUM



Memorial Gymnasium, the Southeastern Conference's most historic venue for college basketball, serves as the home court for the Vanderbilt Commodores. Dedicated in 1952 as a memorial to all Vanderbilt men and women who served in World War II, the arena was built as a combination gymnasium and concert hall by the late master architect Edwin Keeble.

Decades later, the unique style of Memorial Gym—with its benches on the baselines, a playing court that sits above portions of the crowd and deafening acoustics—continues to make the Commodores' home a dreaded stop for opponents. "Memorial Magic," with its capacity crowds, overflowing student section and lively pep band, have assisted in numerous Commodore victories. In the stands, fans across Middle Tennessee have helped Memorial Gymnasium rank among the NCAA's Top 30 attendance leaders on numerous occasions.

Connected to the facility sits a practice gym that includes three cross-court playing floors, coaches offices, a donor room, private suites and a Hall of Champions.

In all, Memorial Gym has been expanded three times. Constructed with a seating capacity of 6,583, the University saw its first need to increase seating in 1965 with the addition of two north-side balconies. Two years later, a pair of balancing balconies were erected on the south side of the gym and dubbed "The Balconies That Clyde Lee Built."

Capacity has fluctuated throughout the history of the building. It reached its highest number of 15,646 in 1969 when 4,000 seats were added in the east and west ends. When chairback seats in the end zones and suites on the north side were installed in the late 1990s capacity lowered to 14,168. Shortly thereafter, university officials removed portions of media press row on the south side in an effort to expand the student section by nearly 150 seats. Official capacity is now 14,326.

YEAR-BY-YEAR HOME RECORD

| Year | W-L |
|------------|----------------|
| 2024-25 | 9-0 |
| 2023-24 | 12-5 |
| 2022-23 | 9-7 |
| 2021-22 | 12-5 |
| 2020-21* | 3-2 |
| 2019-20 | 10-6 |
| 2018-19 | 5-9 |
| 2017-18 | 4-11 |
| 2016-17 | 10-5 |
| 2015-16 | 10-6 |
| 2014-15 | 9-6 |
| 2013-14 | 12-5 |
| 2012-13 | 12-2 |
| 2011-12 | 18-2 |
| 2010-11 | 12-3 |
| 2009-10 | 12-4 |
| 2008-09 | 15-1 |
| 2007-08 | 13-3 |
| 2006-07 | 15-1 |
| 2005-06 | 13-3 |
| 2004-05 | 11-3 |
| 2003-04 | 11-3 |
| 2002-03 | 11-2 |
| 2001-02 | 18-1 |
| 2000-01 | 16-2 |
| 1999-00 | 11-3 |
| 1998-99 | 9-5 |
| 1997-98 | 12-2 |
| 1996-97 | 13-1 |
| 1995-96 | 13-2 |
| 1994-95 | 16-1 |
| 1993-94 | 14-2 |
| 1992-93 | 15-1 |
| 1991-92 | 13-2 |
| 1990-91 | 11-3 |
| 1989-90 | 15-2 |
| 1988-89 | 10-1 |
| 1987-88 | 12-2 |
| 1986-87 | 15-2 |
| 1985-86 | 11-3 |
| 1984-85 | 6-4 |
| 1983-84 | 9-3 |
| 1982-83 | 5-6 |
| 1981-82 | 10-4 |
| 1980-81 | 6-5 |
| 1979-80 | 6-5 |
| 1978-79 | 7-5 |
| 1977-78 | 10-2 |
| Total..... | 531-163 (.765) |

Vanderbilt has ranked among the top attendance draws in women's basketball over the years. Here is a year-by-year look at VU's home attendance figures, including where the team has ranked nationally since the 1999-00 season:

| Year | Games | Total | Average | National Rank |
|----------|-------|--------|---------|---------------|
| 2024-25 | 9 | 26,032 | 2,892 | |
| 2023-24 | 17 | 47,479 | 2,793 | |
| 2022-23 | 16 | 38,640 | 2,415 | |
| 2021-22 | 18 | 31,211 | 1,734 | 51st |
| 2020-21* | 5 | 209 | 42 | — |
| 2019-20 | 16 | 37,391 | 2,369 | 54th |
| 2018-19 | 14 | 33,129 | 2,366 | 64th |
| 2017-18 | 15 | 42,705 | 2,847 | 45th |
| 2016-17 | 15 | 42,685 | 2,846 | 40th |
| 2015-16 | 16 | 46,496 | 2,906 | 37th |
| 2014-15 | 15 | 53,280 | 3,552 | 30th |
| 2013-14 | 17 | 66,338 | 3,902 | 25th |
| 2012-13 | 14 | 56,309 | 4,022 | 24th |
| 2011-12 | 20 | 82,261 | 4,113 | 23rd |
| 2010-11 | 15 | 68,828 | 4,589 | 20th |
| 2009-10 | 16 | 69,521 | 4,345 | 21st |
| 2008-09 | 16 | 76,150 | 4,759 | 18th |
| 2007-08 | 17 | 91,279 | 5,369 | 17th |
| 2006-07 | 16 | 72,215 | 4,513 | 23rd |
| 2005-06 | 16 | 65,693 | 4,106 | 23rd |
| 2004-05 | 14 | 51,682 | 3,692 | 31st |
| 2003-04 | 14 | 44,352 | 3,168 | 33rd |
| 2002-03 | 13 | 57,709 | 4,439 | 21st |
| 2001-02 | 19 | 90,800 | 4,779 | 16th |
| 2000-01 | 18 | 50,650 | 2,814 | 36th |
| 1999-00 | 14 | 44,982 | 3,213 | 30th |
| 1998-99 | 14 | 65,046 | 4,646 | |
| 1997-98 | 14 | 91,056 | 6,504 | |
| 1996-97 | 14 | 67,967 | 4,854 | |
| 1995-96 | 15 | 88,151 | 5,877 | |
| 1994-95 | 17 | 69,788 | 4,105 | |
| 1993-94 | 14 | 73,686 | 5,253 | |
| 1992-93 | 14 | 67,871 | 4,848 | |
| 1991-92 | 15 | 36,266 | 2,418 | |
| 1990-91 | 14 | 20,205 | 1,443 | |
| 1989-90 | 17 | 25,887 | 1,522 | |
| 1988-89 | 11 | 14,265 | 1,297 | |
| 1987-88 | 13 | 7,324 | 563 | |
| 1986-87 | 17 | 12,248 | 721 | |
| 1985-86 | 14 | 5,750 | 411 | |
| 1984-85 | 10 | 4,450 | 445 | |
| 1983-84 | 12 | 8,664 | 722 | |
| 1982-83 | 11 | 6,950 | 632 | |
| 1981-82 | 14 | 6,310 | 451 | |
| 1980-81 | 10 | 2,525 | 253 | |

*Vanderbilt discontinued its 2020-21 season due to the COVID-19 pandemic

Memorial Gym Women's Basketball Crowds Over 10,000

| Rank | Attendance | Opponent | Date |
|------|------------|------------|------------|
| 1. | 15,317 | Tennessee | 1/30/1993 |
| 2. | 15,311 | Tennessee | 2/7/1999 |
| 3. | 15,187 | Tennessee | 2/25/1996 |
| 4. | 14,848 | Tennessee | 2/16/1998 |
| 5. | 14,316 | Tennessee | 2/17/2008 |
| 6. | 14,168 | Tennessee | 2/16/2002 |
| 7. | 13,227 | Tennessee | 12/31/1994 |
| 8. | 13,127 | Tennessee | 1/19/2006 |
| 9. | 12,645 | Tennessee | 1/31/1994 |
| 10. | 12,417 | Tennessee | 1/19/1997 |
| 11. | 12,131 | Ohio State | 1/6/1993 |
| 12. | 12,034 | Tennessee | 2/9/2012 |
| 13. | 12,009 | Tennessee | 1/25/2007 |
| 14. | 11,401 | Tennessee | 2/2/2003 |
| 15. | 11,386 | Tennessee | 2/14/2011 |
| 16. | 10,561 | Tennessee | 2/15/2004 |
| 17. | 10,154 | Tennessee | 1/24/2013 |
| 18. | 10,149 | Tennessee | 2/24/2000 |





RECORDS AT A GLANCE

Points

| | | |
|--------|-----|---|
| Game | 1. | 42 • Khamil Pierre vs. Evansville, 12.14.24 |
| | 2. | 41 • CJaja Harbison vs. Texas A&M, 1.29.23 |
| | . | Chantelle Anderson at Mississippi State, 2.8.01 |
| | 7. | 37 • Iyana Moore at Kentucky, 1.11.24 |
| | 10. | 35 • Five Times, Last: Chantelle Anderson at Tenn., 2.27.03 |
| | | 2024-25 42 • Khamil Pierre vs. Evansville, 12.14.24 |
| Season | 1. | 855 • Wendy Scholtens, 1989-90 |
| | 10. | 612 • Sheri Sam, 1995-96 |
| | | 2024-25 295 • Khamil Pierre |
| Career | 1. | 2,604 • Chantelle Anderson, 2000-03 |
| | 10. | 1,618 • Jasmine Lister, 2011-14 |
| | | Active 1,071 • Iyana Moore, 2022-present |

Field Goals Made

| | | |
|--------|-----|--|
| Game | 1. | 19 • Khamil Pierre vs. Evansville, 12.14.24 |
| | . | Chantelle Anderson at Portland State, 12.23.00 |
| | 10. | 15 • 8 Times, Last: Sacha Washington vs. La. Tech, 12.3.23 |
| | | 2024-25 19 • Khamil Pierre vs. Evansville, 12.14.24 |
| Season | 1. | 309 • Wendy Scholtens, 1989-90 |
| | 10. | 241 • Aljeanette Bramlett, 1981-82 |
| | | 2024-25 129 • Khamil Pierre |
| Career | 1. | 1,020 • Chantelle Anderson, 2000-03 |
| | 10. | 625 • Sheri Sam, 1992-96 |
| | | Active 403 • Sacha Washington, 2022-present |

Field Goals Attempted

| | | |
|--------|-----|---|
| Game | 1. | 31 • Eva Lemeh at Georgia, 2.16.81 |
| | 5. | 28 • Khamil Pierre vs. Evansville, 12.14.24 |
| | | Gayle Kinzer at Belmont, 1.19.81 |
| | 8. | 25 • Three times, Last: Tiffany Clarke vs. Texas A&M, 2.24.13 |
| | | 2024-25 28 • Khamil Pierre vs. Evansville, 12.14.24 |
| Season | 1. | 571 • Barbara Brackman, 1981-82 |
| | 10. | 463 • Donna Atkinson, 1983-84 |
| | | 2024-25 217 • Khamil Pierre |
| Career | 1. | 1,655 • Wendy Scholtens, 1988-91 |
| | 10. | 1,301 • Carla Thomas, 2004-2007 |
| | | Active 948 • Iyana Moore, 2022-present |

Field Goal Percentage

| | | |
|----------------|-----|--|
| Game | 1. | 1.000 • 4 Times, Last: Hannah Tuomi, 10-10 vs. UF, 2.24.10 |
| (Min. 10 FGM) | 9. | .917 • 3 Times, Last: Ashley Earley, 11-12 at Tenn., 2.13.05 |
| | | 2024-25 .706 (12-17) • Khamil Pierre vs. Lipscomb, 11.4.24 |
| Season | 1. | .723 (292-404) • Chantelle Anderson, 2000-01 |
| (Min. 150 FGM) | 10. | .602 (103-171) • Nicole Jules, 2005-06 |
| | | 2024-25 .594 (129-217) • Khamil Pierre |
| Career | 1. | .651 (1,020-1,568) • Chantelle Anderson, 2000-03 |
| (Min. 400 FGM) | 10. | .543 (706-1,301) • Carla Thomas, 2004-07 |
| | | Active .487 (403-824) • Sacha Washington, 2022-present |

3-Pointers Made

| | | |
|--------|-----|--|
| Game | 1. | 9 • Iyana Moore, vs. Alabama State, 12.28.21 |
| | 5. | 7 • 11 Times, Last: Marnelle Garraud at Arkansas, 1.16.23 |
| | | 2024-25 5 • Three Times, Last: Mikayla Blakes at Miami, 12.04.24 |
| Season | 1. | 95 • Caroline Williams, 2005-06 |
| | 10. | 80 • Christina Wirth, 2008-09 |
| | | 2024-25 29 • Mikayla Blakes |
| Career | 1. | 276 • Christina Foggie, 2011-14 |
| | 10. | 171 • Rhonda Blades, 1992-95 |
| | | Active 163 • Iyana Moore, 2022-present |

3-Pointers Attempted

| | | |
|--------|-----|--|
| Game | 1. | 17 • Christina Foggie vs. Virginia, 11.23.12 |
| | | 17 • Christina Foggie vs. Maryland, 3.28.09 |
| | 10. | 13 • 12 Times, Last: Marnelle Garraud, vs. Georgia, 2.5.23 |
| | | 2024-25 9 • Mikayla Blakes vs. Butler, 11.17.24 |
| | | 9 • Iyana Moore (3x), Last: West Georgia, 12.21.24 |
| | 1. | 225 • Merideth Marsh, 2009-10 |
| | 10. | 241 • Aljeanette Bramlett, 1981-82 |
| | | 2024-25 98 • Mikayla Blakes |
| Career | 1. | 735 • Christina Foggie, 2011-14 |
| | 10. | 456 • Michelle Palmisano, 1995-97 |
| | | Active 457 • Iyana Moore, 2022-present |

3-Point Percentage

| | | |
|----------------|--|--|
| Game | 1. | 1.000 • Seven Times, Last: Erin Whalen (5-5) at Ala. 1.21.18 |
| (Min. 5 3PM) | 2024-25 .625 (5-8) • Madison Greene at South Florida, 11.14.24 | |
| | | .625 (5-8) • Mikayla Blakes vs. Arizona, 11.26.24 |
| Season | 1. | .505 (48-95) • Caroline Williams, 2004-05 |
| (Min. 40 3PA) | 10. | .446 (37-83) • Christa Reed, 2016-17 |
| | | 2024-25 .342 (27-79) • Iyana Moore |
| Career | 1. | .465 (238-512) • Caroline Williams, 2004-07 |
| (Min. 100 3PM) | 10. | .394 (145-368) • Donna Harris, 1990-94 |
| | | Active .357 (163-457) • Iyana Moore, 2022-present |

Free Throws Made

| | | |
|--------|-----|--|
| Game | 1. | 18 • Ashley McElhiney vs. LSU, 2.15.01 |
| | . | 18 • Wendy Scholtens at Tenn. Tech, 1.11.89 |
| | 6. | 14 • 5 Times, Last: Chantelle Anderson vs. North Carolina, 3.23.02 |
| | | 2024-25 8 • Madison Greene at Dayton, 12.19.24 |
| Season | 1. | 236 • Wendy Scholtens, 1989-90 |
| | 10. | 133 • Tiffany Clarke, 2012-13 |
| | . | 133 • Harriet Brumfield, 1981-82 |
| | | 2024-25 48 • Mikayla Blakes |
| Career | 1. | 681 • Wendy Scholtens, 1988-91 |
| | 10. | 298 • Ashley McElhiney, 2000-03 |
| | | Active 202 • Sacha Washington, 2022-present |

Free Throws Attempted

| | | |
|--------|-----|--|
| Game | 1. | 19 • Ashley McElhiney vs. LSU, 2.15.01 |
| | 6. | 16 • 6 Times, Last: Sacha Washington vs. Fairfield, 11.12.23 |
| | | 2024-25 10 • Madison Greene at Dayton, 12.19.24 |
| Season | 1. | 264 • Wendy Scholtens, 1989-90 |
| | 10. | 190 • Christina Foggie, 2013-14 |
| | | 2024-25 57 • Mikayla Blakes/Khamil Pierre |
| Career | 1. | 785 • Wendy Scholtens, 1988-91 |
| | 10. | 413 • Dee Davis, 2004-07 |
| | | Active 316 • Sacha Washington, 2022-present |

Free Throw Percentage

| | | |
|----------------|---|--|
| Game | 1. | 1.000 • 19 Times, Last: Iyana Moore (10-10) vs Ga., 3.3.24 |
| (Min. 10 FTM) | 2024-25 1.000 (7-7) • Mikayla Blakes vs. Evansville, 12.14.24 | |
| Season | 1. | .938 (61-65) • Christa Reed, 2017-18 |
| | 10. | .870 (47-54) • Bella LaChance, 2022-23 |
| | | 2024-25 .842 (48-57) • Mikayla Blakes |
| (Min. 160 FTM) | 1. | .868 (681-785) • Wendy Scholtens, 1988-91 |
| | 5. | .811 (197-243) • Iyana Moore, 2022-present |
| | 10. | .789 (195-247) • Julie Powell, 1991-94 |
| | | Active .810 (200-247) • Iyana Moore, 2022-present |

Rebounds

| | | |
|--------|-----|--|
| Game | 1. | 22 • Wendy Scholtens vs. Lipscomb, 1.9.90 |
| | | 22 • Wendy Scholtens vs. Wright State, 12.9.89 |
| | | 22 • Barbara Brackman vs. Union, 1.4.83 |
| | 10. | 19 • 6 Times, Last: Jennifer Holmes vs. Florida, 2.25.99 |
| | | 2024-25 18 • Khamil Pierre vs. Evansville, 12.14.24 |
| Season | 1. | 389 • Wendy Scholtens, 1989-90 |
| | 10. | 283 • Barbara Brackman, 1981-82 |
| | | 2024-25 145 • Khamil Pierre |
| Career | 1. | 1,272 • Wendy Scholtens, 1988-91 |
| | 10. | 822 • Chantelle Anderson, 2000-03 |
| | | Active 720 • Sacha Washington, 2022-present |

Assists

| | | |
|--------|-----|--|
| Game | 1. | 17 • Ashley McElhiney at Louisville, 1.2.03 |
| | 7. | 13 • 5 Times, Last: Jasmine Lister vs. Tenn., 2.9.12 |
| | | 2024-25 8 • Twice, Last: Jordyn Oliver vs. Alabama A&M, 12.29.24 |
| Season | 1. | 262 • Cathy Bender, 1981-82 |
| | 10. | 168 • Jasmine Lister, 2012-13 |
| | | 2024-25 49 • Mikayla Blakes |
| Career | 1. | 730 • Dee Davis, 2004-07 |
| | 10. | 438 • Jordyn Cambridge, 2018-24 |
| | | Active 217 • Iyana Moore, 2022-present |

Steals

| | | |
|--------|-----|---|
| Game | 1. | 11 • Eva Lemeh vs. Murray State, 12.14.80 |
| | 6. | 8 • 8 Times, Last: Khamil Pierre vs. Evansville, 12.14.24 |
| | | 2024-25 8 • Khamil Pierre vs. Evansville, 12.14.24 |
| Season | 1. | 129 • Jordyn Cambridge, 2021-22 |
| | 10. | 87 • Karen Booker, 1989-90 |
| | . | 87 • Jade Huntington, 1989-90 |
| | | 2024-25 51 • Khamil Pierre |
| Career | 1. | 351 • Jordyn Cambridge, 2018-24 |
| | 10. | 221 • Jennifer Risper, 2006-09 |
| | | Active 110 • Iyana Moore, 2022-present |

Blocked Shots

| | | |
|--------|-----|--|
| Game | 1. | 10 • Angela Gorsica vs. Wingate, 12.28.95 |
| | . | 10 • Heidi Gillingham vs. Middle Tennessee, 1.30.92 |
| | 4. | 8 • 15 Times, Last: Angela Gorsica vs. DePaul, 2.19.97 |
| | | 2024-25 3 • Three Times, Last: Jordyn Oliver, West Georgia, 12.21.24 |
| Season | 1. | 309 • Wendy Scholtens, 1989-90 |
| | 10. | 241 • Aljeanette Bramlett, 1981-82 |
| | | 2024-25 10 • Leilani Kapinus |
| Career | 1. | 413 • Heidi Gillingham, 1991-94 |
| | 10. | 112 • Harriet Brumfield, 1982-85 |
| | | Active 108 • Sacha Washington, 2022-present |

Points Per Game

| | | |
|---------------|-----|---|
| Season | 1. | 25.2 (855 pts) • Wendy Scholtens, 1989-90 |
| | 10. | 19.7 (671 pts) • Harriet Brumfield, 1981-82 |
| | | 2024-25 22.7 (295 pts) • Khamil Pierre |
| Career | 1. | 21.3 (122 GP) • Wendy Scholtens, 1988-91 |
| (Min. 100 GP) | 10. | 12.8 (119 GP) • Karen Booker, 1984-87 |
| | | Active 13.2 (81 GP) • Iyana Moore, 2022-present |

Games Played

| | | |
|--------|-----|--|
| Career | 1. | 137 • Jessica Mooney, 2007-10 |
| | | 137 • Chantelle Anderson, 2000-03 |
| | 10. | 132 • Six times, Last: Tiffany Clarke, 2010-13 |
| | | Active 99 • Sacha Washington, 2022-present |

Minutes Played

| | | |
|--------|-----|--|
| Game | 1. | 50 • Karen McGinn vs. Auburn, 12.13.78 |
| | | 50 • Ann Morrow vs. Auburn, 12.13.78 |
| | 9. | 46 • Chavonne Hammond vs. Kansas, 3.18.00 |
| | | 46 • Ashley Smith vs. George Washington, 12.22.98 |
| | | 2024-25 40 • Mikayla Blakes vs. Michigan State, 11.27.24 |
| Season | 1. | 1,298 • Ashley McElhiney, 2001-02 |
| | 10. | 1,179 • Zuzi Klimesova, 2000-01 |
| | | 2024-25 390 • Jordyn Oliver |
| Career | 1. | 4,626 • Jasmine Lister, 2011-14 |
| | 10. | 3,779 • Christina Werth, 2006-09 |
| | | Active 2,598 • Iyana Moore, 2022-present |





THE LAST TIME WHEN...

SCORING

| | |
|------------------------|--|
| Less than 40 pts | 31 • East Tennessee St. • Johnson City, Tenn. • 12.01.22 |
| 40-49 pts | 49 • Texas A&M • College Station, Texas • 02.15.24 |
| Less than 50 pts & Won | 49 • Texas A&M • College Station, Texas • 02.15.24 |
| 90-99 pts | 93 • Alabama A&M • Nashville, Tenn. • 12.29.24 |
| 100+ pts (regulation) | 103 • West Georgia • Nashville, Tenn. • 12.21.24 |
| 100+ pts | 103 • West Georgia • Nashville, Tenn. • 12.21.24 |

OPPONENT SCORING

| | |
|------------------------|--|
| Less than 40 pts | 37 • Austin Peay • Nashville, Tenn. • 11.08.24 |
| 40-49 pts | 40 • Evansville • Nashville, Tenn. • 12.14.24 |
| Less than 50 pts & Won | 44 • East Tennessee St. • Johnson City, Tenn. • 12.01.22 |
| 90-99 pts | 91 • South Carolina • Columbia, S.C. • 01.28.24 |
| 100+ pts (regulation) | 106 • South Carolina • Nashville, Tenn. • 01.14.21 |
| 100+ pts | 106 • South Carolina • Nashville, Tenn. • 01.14.21 |

FIELD GOAL PERCENTAGE

| | |
|-------------------|---|
| 20.0%-29.9% | 27.9% (19-68) • Florida • Gainesville, Fla. • 1.22.23 |
| 30.0%-39.9% | 38.2% (29-76) • Dayton • Dayton, Ohio • 12.14.24 |
| 30.0%-39.9% & Won | 38.2% (29-76) • Dayton • Dayton, Ohio • 12.14.24 |
| 50.0%-59.9% | 56.3% (40-71) • Alabama A&M • Nashville, Tenn. • 12.29.24 |
| 60.0% or higher | 69.2% (36-52) • Air Force • Nashville, Tenn. • 11.30.15 |

OPPONENT FIELD GOAL PERCENTAGE

| | |
|-------------------|--|
| 20.0%-29.9% | 27.8% (15-54) • Evansville • Nashville, Tenn. • 12.14.24 |
| 20.0%-29.9% & won | 27.4% (17-62) • East Tenn. St. • Johnson City, Tenn. • 12.1.22 |
| 30.0%-39.9% | 36.8% (25-68) • West Georgia • Nashville, Tenn. • 12.21.24 |
| 30.0%-39.9% & won | 39.0% (23-59) • NC State • Raleigh, N.C. • 11.29.23 |
| 50.0%-59.9% | 52.8% (28-53) • Miami • Coral Gables, Fla. • 12.04.24 |
| 60.0% or higher | 66.7% (28-42) • Georgia • Nashville, Tenn. • 2.5.23 |

FREE THROW PERCENTAGE

| | |
|----------------------------|---|
| Less than 50.0% | 37.5% (3-8) • South Florida • Tampa, Fla. • 11.14.24 |
| 90.0%-99.9% | 92.3% (12-13) • South Carolina • Columbia, S.C. • 1.28.24 |
| 1.000% | 15-15 • Appalachian State • Nashville, Tenn. • 12.1.24 |
| 1.000% w/ 10 or more makes | 15-15 • Appalachian State • Nashville, Tenn. • 12.1.24 |

OPPONENT FREE THROW PERCENTAGE

| | |
|----------------------------|--|
| Less than 50.0% | 28.6% (4-14) • Austin Peay • Nashville, Tenn. • 11.08.24 |
| 90.0%-99.9% | 91.7% (11-12) • Dayton • Dayton, Ohio • 12.14.24 |
| 1.000% | 3-3 • South Florida • Tampa, Fla. • 11.14.24 |
| 1.000% w/ 10 or more makes | 12-12 • Texas A&M • College Station, Texas • 2.10.22 |

BASKETS MADE

| | |
|---------------------------------|--|
| 40+ field goals made | 40 • Alabama A&M • Nashville, Tenn. • 12.29.24 |
| 10-14 3-point field goals made | 13 • Appalachian State • Nashville, Tenn. • 12.1.24 |
| 15+ 3-point field goals made | 17 • Alabama State • Nashville, Tenn. • 12.28.21 |
| Did not make a 3-pointer | 0-9 • Butler • Indianapolis • 12.7.23 |
| Made 20+ free throws | 23 (23-31) • Arizona • Palm Springs, Calif. • 11.26.24 |
| Made less than five free throws | 3 (3-8) • South Florida • Tampa, Fla. • 11.14.24 |
| Made 5-10 free throws | 8 (8-14) • Alabama A&M • Nashville, Tenn. • 12.29.24 |

OPPONENT BASKETS MADE

| | |
|---------------------------------|--|
| 40+ field goals made | 42 • South Carolina • Nashville, Tenn. • 1.14.21 |
| 10-14 3-point field goals made | 10 • West Georgia • Nashville, Tenn. • 12.21.24 |
| 15+ 3-point field goals made | 16 • Alabama • Tuscaloosa, Ala. • 2.16.23 |
| Did not make a 3-pointer | 0-8 • Ole Miss • Nashville, Tenn. • 2.20.22 |
| Made 20+ free throws | 20 (20-24) • Ole Miss • Nashville, Tenn. • 2.1.24 |
| Made less than five free throws | 4 (4-8) • Samford • Nashville, Tenn. • 11.22.24 |
| Made 5-10 free throws | 5 (5-16) • Alabama A&M • Nashville, Tenn. • 12.29.24 |

REBOUNDS

| | |
|--------------------|---|
| 10-20 rebounds | 20 • Georgia • Nashville, Tenn. • 2.5.23 |
| 21-29 rebounds | 29 • Ole Miss • Nashville, Tenn. • 02.1.24 |
| 40-44 rebounds | 41 • Alabama A&M • Nashville, Tenn. • 12.29.24 |
| 45-49 rebounds | 48 • Appalachian State • Nashville, Tenn. • 12.1.24 |
| 50+ rebounds | 51 • West Georgia • Nashville, Tenn. • 12.21.24 |
| 20+ rebound margin | +27 • Austin Peay • Nashville, Tenn. • 11.08.24 |
| 30+ rebound margin | +30 • Samford • Nashville, Tenn. • 11.22.24 |

OPPONENT REBOUNDS

| | |
|--------------------|---|
| 20-24 rebounds | 24 • Miami • Coral Gables, Fla. • 12.04.24 |
| 25-29 rebounds | 26 • Samford • Nashville, Tenn. • 11.22.24 |
| 40-44 rebounds | 41 • West Georgia • Nashville, Tenn. • 12.21.24 |
| 45-49 rebounds | 48 • Michigan State • Palm Springs, Calif. • 11.27.24 |
| 50+ rebounds | 50 • NC State • Raleigh, N.C. • 11.29.23 |
| 20+ rebound margin | +22 • LSU • Nashville, Tenn. • 2.8.24 |

STEALS

| | |
|--------------|---|
| 0-5 steals | 3 • South Carolina • Columbia, S.C. • 1.28.24 |
| 10-15 steals | 13 • Alabama A&M • Nashville, Tenn. • 12.29.24 |
| 16-19 steals | 17 • West Georgia • Nashville, Tenn. • 12.21.24 |
| 20+ steals | 24 • Evansville • Nashville, Tenn. • 12.14.24 |

OPPONENT STEALS

| | |
|--------------|---|
| 0-5 steals | 3 • Dayton • Dayton, Ohio • 12.14.24 |
| 10-15 steals | 14 • Michigan State • Palm Springs, Calif. • 11.27.24 |
| 15-19 steals | 17 • Florida • Nashville, Tenn. • 1.7.24 |
| 20+ steals | 22 • UCLA • Boston, Mass. • 11.26.95 |

ASSISTS

| | |
|-----------------|---|
| 0-9 assists | 6 • South Florida • Tampa, Fla. • 11.14.24 |
| 15-19 assists | 18 • Dayton • Dayton, Ohio • 12.14.24 |
| 20-25 assists | 23 • West Georgia • Nashville, Tenn. • 12.21.24 |
| 25-29 assists | 29 • Kentucky • Lexington, Ky. • 1.11.24 |
| 30-plus assists | 30 • Alabama A&M • Nashville, Tenn. • 12.29.24 |

OPPONENT ASSISTS

| | |
|---------------|---|
| 0-9 assists | 8 • Evansville • Nashville, Tenn. • 12.14.24 |
| 15-19 assists | 19 • West Georgia • Nashville, Tenn. • 12.21.24 |
| 20-25 assists | 20 • South Carolina • Columbia, S.C. • 1.28.24 |

TURNOVERS

| | |
|-----------------|---|
| 5-10 turnovers | 8 • Dayton • Dayton, Ohio • 12.14.24 |
| 20-24 turnovers | 21 • Michigan State • Palm Springs, Calif. • 11.27.24 |
| 25-29 turnovers | 25 • Florida • Nashville, Tenn. • 1.7.24 |
| 30-40 turnovers | 37 • UCLA • Boston, Mass. • 11.26.95 |

OPPONENT TURNOVERS

| | |
|-----------------|---|
| 5-10 turnovers | 6 • South Carolina • Columbia, S.C. • 1.28.24 |
| 20-24 turnovers | 21 • Miami • Coral Gables, Fla. • 12.04.24 |
| 25-29 turnovers | 26 • West Georgia • Nashville, Tenn. • 12.21.24 |
| 30-40 turnovers | 36 • Evansville • Nashville, Tenn. • 12.14.24 |

BLOCKED SHOTS

| | |
|-------------------|--|
| 0 Blocks | 0 • South Florida • Tampa, Fla. • 11.14.24 |
| 5-9 blocked shots | 9 • West Georgia • Nashville, Tenn. • 12.21.24 |

OPPONENT BLOCKED SHOTS

| | |
|-------------------|--|
| 0 Blocks | 0 • Butler • Nashville, Tenn. • 11.17.24 |
| 5-9 blocked shots | 7 • Michigan State • Palm Springs, Calif. • 11.27.24 |
| 10+ blocked shots | 14 • South Carolina • Nashville, Tenn. • 1.19.23 |

MARGIN OF VICTORY

| | |
|-------------------------|--|
| 1 point | vs. Lipscomb (72-71) • Nashville, Tenn. • 12.18.22 |
| 2 points | vs. UT Martin (70-68) • Martin, Tenn. • 11.9.23 |
| 10-19 points | 19 • Alabama A&M (93-64) • Nashville, Tenn. • 12.29.24 |
| 20-30 points | 29 • Butler (81-52) • Nashville, Tenn. • 11.17.24 |
| Back-to-back 20+ points | 49 • Hampton (94-45) • Nashville, Tenn. • 11.20.24 45 • Samford (104-59) • Nashville, Tenn. • 11.22.24 |
| 30-39 points | 35 • West Georgia (103-68) • Nashville, Tenn. • 12.21.24 |
| Back-to-back 30+ points | 49 • Hampton (94-45) • Nashville, Tenn. • 11.20.24 45 • Samford (104-59) • Nashville, Tenn. • 11.22.24 |
| 40-49 points | 45 • Samford (104-59) • Nashville, Tenn. • 11.22.24 |
| Back-to-back 40+ points | 49 • Hampton (94-45) • Nashville, Tenn. • 11.20.24 45 • Samford (104-59) • Nashville, Tenn. • 11.22.24 |
| 50-59 points | 54 • Appalachian State (94-40) • Nashville, Tenn. • 12.01.24 |
| Back-to-back 50+ points | 52 • Lipscomb (102-50) • Memorial Gym • 11.04.24 56 • Austin Peay (93-37) • Nashville, Tenn. • 11.08.24 |
| 60-69 points | 66 • Evansville (106-40) • Nashville, Tenn. • 12.14.24 |
| 70+ points | 70 • Hampton (116-46) • Nashville, Tenn. • 11.29.98 |
| Single-overtime win | vs. Lipscomb (72-71) • Nashville, Tenn. • 12.18.22 |
| Double-overtime win | at Florida (106-98) • Gainesville, Fla. • 2.6.11 |
| Triple-overtime win | NEVER OCCURRED |

OPPONENT MARGIN OF VICTORY

| | |
|-------------------------|---|
| 1 point | vs. Florida (53-52) • Greenville, S.C. • 3.3.22 |
| 2 points | vs. Missouri (65-63) • Nashville, Tenn. • 1.14.24 |
| 20-30 points | 25 • Tennessee • Nashville, Tenn. • 2.18.24 |
| Back-to-back 20+ points | 25 • LSU (88-63) • Baton Rouge, La. • 1.11.23 21 • Ole Miss (74-53) • Oxford, Miss. • 1.5.23 |
| 30-39 points | 37 • Alabama (98-61) • Tuscaloosa, Ala. • 1.26.20 |
| 40-49 points | 48 • South Carolina (96-48) • Nashville, Tenn. • 1.19.23 |
| 50-59 points | 55 • South Carolina (85-30) • Columbia, S.C. • 01.24.22 |
| 60-69 points | 63 • South Carolina (106-43) • Nashville, Tenn. • 01.14.21 |
| 70+ points | NEVER OCCURRED |
| Single-overtime win | Alabama (77-71) • Nashville, Tenn. • 2.6.22 |
| Double-overtime win | Auburn (96-93) • Auburn, Ala. • 1.20.90 |
| Triple-overtime win | NEVER OCCURRED |





LAST TIME...

A DORE SCORED 20 OR MORE PTS
Khamil Pierre • 23 Pts vs. Alabama A&M • 12.29.24

TWO DORES SCORED 20 OR MORE PTS
Mikayla Blakes • 24 Pts vs. West Georgia • 12.21.24
Khamil Pierre • 23 Pts vs. West Georgia • 12.21.24

AN OPPONENT SCORED 20 OR MORE PTS
Ivy Wolf, Dayton • 23 Pts • 12.19.24

TWO OPPONENTS SCORED 20 OR MORE PTS
Grace VanSlooten, Michigan St. • 25 Pts • 11.27.24
Julia Ayrault, Michigan St. • 24 Pts • 11.27.24

A DORE SCORED 30 OR MORE PTS
Khamil Pierre • 42 Pts vs. Evansville • 12.14.24

AN OPP. SCORED 30 OR MORE PTS
Aliyah Matharu, Florida • 35 Pts • 3.7.24

A DORE SCORED 40 OR MORE PTS
Khamil Pierre • 42 Pts vs. Evansville • 12.14.24

A DORE COLLECTED 15 OR MORE REBS
Khamil Pierre • 18 Reb vs. Evansville • 12.14.24

AN OPP. COLLECTED 15 OR MORE REBS
Angel Reese, LSU • 16 Reb • 2.8.24

A DORE COLLECTED 10 OR MORE AST
Jordyn Cambridge • 12 Ast at Kentucky • 1.11.24

AN OPP. COLLECTED 10 OR MORE AST
Alexis Morris, LSU • 12 Ast • 1.12.23

A DORE HAD FIVE OR MORE STL
Mikayla Blakes • 5 Stl at Dayton • 12.19.24

AN OPP. COLLECTED FIVE OR MORE STL
Grace VanSlooten, Michigan State • 5 Stl • 11.27.24

A DORE HAD FIVE OR MORE BLK
Sacha Washington • 6 Blk vs. Dayton • 12.20.23

AN OPP. COLLECTED FIVE OR MORE BLK
L'or Mputu, South Florida • 6 Blk • 11.14.24

A DORE MADE 10-PLUS FG
Khamil Pierre • 13 FGM vs. Alabama A&M • 12.29.24

A DORE MADE 10-PLUS FG IN BACK-TO-BACK GAMES
Khamil Pierre (3) • 19 FGM vs. Evansville • 12.14.24
10 FGM vs. West Georgia • 12.21.24
13 FGM vs. Alabama A&M • 12.29.24

AN OPP. MADE 10 OR MORE FG
Grace VanSlooten, Michigan State • 11 FGM • 11.27.24

A DORE ATTEMPTED 20 OR MORE FG
Mikayla Blakes • 20 FGA vs. West Georgia • 12.21.24

AN OPP. ATTEMPTED 20 OR MORE FG
Ivy Wolf, Dayton • 21 FGA • 12.19.24

A DORE MADE 10 OR MORE FREE THROWS
Iyana Moore • 11 FTM vs. Georgia • 3.3.24

AN OPP. MADE 10 OR MORE FREE THROWS
Diamond Battles, Georgia • 10 FTM • 2.5.23

A DORE MADE 5 OR MORE 3-PT FG
Mikayla Blakes • 5 3PT FGM at Miami • 12.04.24

AN OPP. MADE 5 OR MORE 3-PT FG
Sadie Stetson, Samford • 5 3PT FGM • 11.22.24

VANDY HAD 5 OR PLAYERS IN DBL FIGURES
Five Players • vs. App State • 12.01.24

AN OPP. HAD 5 OR PLAYERS IN DBL FIGURES
LSU • Five Players • 2.8.24

VANDY PLAYER HAD A DOUBLE-DOUBLE
Khamil Pierre • 23 pts, 10 reb vs. West Georgia • 12.21.24

A DORE HAD CONSECUTIVE DOUBLE-DOUBLES
Khamil Pierre (4) • 23 pts, 10 reb vs. West Georgia • 12.21.24
14 pts, 10 reb at Dayton • 12.19.24
42 pts, 18 reb vs. Evansville • 12.14.24
28 pts, 13 reb at Miami • 12.04.24

AN OPP. HAD A DOUBLE-DOUBLE
Ivy Wolf, Dayton • 23 pts, 10 reb • 12.19.24
Arianna Smith, Dayton • 16 pts, 12 reb • 12.19.24

VANDY HAD 2 PLAYERS POST A DOUBLE-DOUBLE
vs. Evansville • 12.14.24
Khamil Pierre • 42 pts, 18 reb
Leilani Kapinus • 11 reb, 10 pts

AN OPP. HAD 2 PLAYERS POST A DOUBLE-DOUBLE
Dayton State • 12.19.24
Ivy Wolf, Dayton • 23 pts, 10 reb
Arianna Smith, Dayton • 16 pts, 12 reb

VANDY HAD 3 PLAYERS POST A DBL-DBL
vs. Western Kentucky • 11.15.23
Sacha Washington • 18 pts, 10 reb
Jordyn Oliver • 15 pts, 10 reb
Jordyn Cambridge • 11 pts, 13 reb

VANDY PLAYER HAD A TRIPLE-DOUBLE
Jordyn Cambridge • vs. Texas A&M • 3.2.23
15 reb, 13 pts, 10 ast

ALL VANDY PLAYERS THAT PLAYED SCORED
9 players vs. Arizona • 11.26.24

RECORD WHEN...

| 2024-25 OVERALL | 13-1 |
|--------------------------------|------|
| AT HOME | 9-0 |
| ON THE ROAD | 3-0 |
| NEUTRAL GAMES | 1-1 |
| IN OVERTIME | 0-0 |
| IN DOUBLE OVERTIME | 0-0 |
| AFTER A WIN | 11-1 |
| AFTER A LOSS | 1-0 |
| LEADING AT HALFTIME | 13-0 |
| TRAILING AT HALFTIME | 0-1 |
| TIED AT HALFTIME | 0-0 |
| LEADING AFTER 1ST QUARTER | 12-1 |
| TRAILING AFTER 1ST QUARTER | 1-0 |
| TIED SCORE AFTER 1ST QUARTER | 0-0 |
| OUTSCORING OPP. IN 2ND HALF | 12-0 |
| OUTSCORED BY OPP. IN 2ND HALF | 1-1 |
| SCORING SAME PTS IN 2ND HALF | 0-0 |
| LEADING WITH 5 MIN. REMAINING | 13-1 |
| TRAILING WITH 5 MIN. REMAINING | 0-0 |
| TIED WITH 5 MIN. REMAINING | 0-0 |
| SCORING FEWER THAN 50 POINTS | 0-0 |
| SCORING 50-59 POINTS | 0-0 |
| SCORING 60-69 POINTS | 1-0 |
| SCORING 70-79 POINTS | 1-1 |
| SCORING 80-89 POINTS | 3-0 |
| SCORING 90-99 POINTS | 4-0 |
| SCORING 100+ POINTS | 4-0 |
| ALLOWING 39-OR-FEWER POINTS | 1-0 |
| ALLOWING 40-49 POINTS | 4-0 |
| ALLOWING 50-59 POINTS | 3-0 |
| ALLOWING 60-69 POINTS | 4-0 |
| ALLOWING 70-79 POINTS | 1-1 |
| ALLOWING 80-89 POINTS | 0-0 |
| ALLOWING 90-OR-MORE POINTS | 0-0 |
| GAME DECIDED BY 1-POINT | 0-0 |
| GAME DECIDED BY 2-3 POINTS | 0-0 |
| GAME DECIDED BY 4-5 POINTS | 0-0 |
| GAME DECIDED BY 6-9 POINTS | 0-1 |
| GAME DECIDED BY 10-19 POINTS | 5-0 |
| GAME DECIDED BY 20-29 POINTS | 1-0 |
| GAME DECIDED BY 30-39 POINTS | 1-0 |
| GAME DECIDED BY 40-49 POINTS | 2-0 |
| GAME DECIDED BY 50-59 POINTS | 3-0 |
| GAME DECIDED BY 60+ POINTS | 1-0 |
| HIGHER FIELD GOAL PERCENTAGE | 10-0 |
| LOWER FIELD GOAL PERCENTAGE | 3-1 |
| SAME FIELD GOAL PERCENTAGE | 0-0 |
| SHOOTING LESS THAN 30% | 0-0 |
| SHOOTING 30-39% | 3-0 |
| SHOOTING 40-49% | 4-1 |
| SHOOTING 50+% | 6-0 |
| OPP. SHOOTING LESS 30% | 4-0 |
| OPP. SHOOTING 30-39% | 5-0 |
| OPP. SHOOTING 40-49% | 3-1 |
| OPP. SHOOTING 50+% | 1-0 |
| MORE MADE 3-PT THAN OPP. | 7-0 |
| FEWER MADE 3-PT THAN OPP. | 4-1 |
| SAME 3-PT MAKES AS OPP. | 2-0 |
| MAKING FEWER THAN FIVE 3-PT FG | 2-1 |
| MAKING BETWEEN 5-9 3-PT FG | 10-0 |
| MAKING 10+ 3-PT FG | 1-0 |
| ALLOWING FEWER THAN 5 3-PT FG | 8-1 |
| ALLOWING BETWEEN 5-9 3-PT FG | 3-0 |
| ALLOWING 10+ 3-PT FG | 2-0 |

| | |
|----------------------------------|------|
| MAKING MORE FREE THROWS | 12-0 |
| MAKING FEWER FREE THROWS | 0-1 |
| MAKING SAME FREE THROWS | 1-0 |
| MAKING FEWER THEN 10 FREE THROWS | 2-0 |
| MAKING 10-19 FREE THROWS | 9-1 |
| MAKINGS 20+ FREE THROWS | 2-0 |
| OPP. MAKES 0-10 FREE THROWS | 10-0 |
| OPP. MAKES 10-19 FREE THROWS | 3-1 |
| OPP. MAKES 20+ FREE THROWS | 0-0 |
| OUTREBOUNDING OPP. | 11-0 |
| OUTREBOUND BY OPP. | 2-1 |
| SAME TOTAL OF REBOUNDS | 0-0 |
| FEWER THAN 10 ASSISTS | 1-0 |
| 10-19 ASSISTS | 6-1 |
| 20+ ASSISTS | 6-0 |
| NO BLOCKS | 0-0 |
| 1-4 BLOCKS | 9-1 |
| 5+ BLOCKS | 4-0 |
| COMMITTING FEWER TURNOVERS | 13-1 |
| COMMITTING MORE TURNOVERS | 0-0 |
| COMMITTING SAME TURNOVERS | 0-0 |
| FORCING FEWER THAN 10 TURNOVERS | 0-0 |
| FORCING 10-19 TURNOVERS | 1-0 |
| FORCING 20-29 TURNOVERS | 10-1 |
| FORCING 30+ TURNOVERS | 2-0 |
| IN DAY GAMES | 7-1 |
| IN NIGHT GAMES | 6-0 |
| ON SUNDAY | 3-0 |
| ON MONDAY | 1-0 |
| ON TUESDAY | 1-0 |
| ON WEDNESDAY | 2-1 |
| ON THURSDAY | 2-0 |
| ON FRIDAY | 2-0 |
| ON SATURDAY | 2-0 |
| IN NOVEMBER | 7-1 |
| IN DECEMBER | 6-0 |
| IN JANUARY | 0-0 |
| IN FEBRUARY | 0-0 |
| IN MARCH | 0-0 |
| VS. SEC | 0-0 |
| VS. SEC AT MEMORIAL GYM | 0-0 |
| VS. SEC ON THE ROAD | 0-0 |
| VS. RANKED OPPONENTS | 0-0 |
| WINNING THE OPENING TIP | 10-1 |
| LOSING THE OPENING TIP | 3-0 |
| WEARING WHITE | 5-1 |
| WEARING VANDY SCRIPT WHITE | 2-0 |
| WEARING GOLD | 1-0 |
| WEARING BLACK | 3-0 |
| WEARING V BLACK | 1-0 |
| WEARING GRAY | 1-0 |
| WEARING PLAY4KAY JERSEY | 0-0 |





2024-25 GAME LEADERS

| OPPONENT | DATE | SCORE | W/L | POINTS | REBOUNDS | ASSISTS | STEALS | BLOCKS |
|--------------------|----------|--------|-----|-------------------|----------------------------|--------------------|--------------------|-----------------------------|
| Lipscomb | 11-04-24 | 102-50 | W | Pierre (25) | Pierre (14) | Blakes (5) | Greene (6) | Mitchell (1) |
| Austin Peay | 11-08-24 | 93-37 | W | Blakes/Moore (16) | Pierre (10) | Greene/Moore (3) | Blakes (3) | Kapinus/Makurat/Nwaba (2) |
| at South Florida | 11-14-24 | 62-49 | W | Pierre (17) | Pierre (10) | Oliver (3) | Blakes/Oliver (2) | -- |
| Butler | 11-17-24 | 81-52 | W | Blakes (29) | Pierre (8) | Oliver (6) | Pierre (4) | Kapinus/Nwaba (1) |
| Hampton | 11-20-24 | 94-45 | W | Blakes (22) | Pierre (12) | Blakes (8) | Blakes/Pierre (3) | Nwaba (3) |
| Samford | 11-22-24 | 104-59 | W | Pierre (21) | Pierre (12) | Greene/Kapinus (6) | Kapinus/Pierre (4) | Blakes/Kapinus/Mitchell (1) |
| vs. Arizona | 11-26-24 | 71-60 | W | Pierre (25) | Pierre (15) | Blakes/Moore (4) | Pierre (7) | Kapinus (2) |
| vs. Michigan State | 11-27-24 | 70-78 | L | Pierre (19) | Mitchell/Oliver/Pierre (6) | Oliver/Pierre (4) | Pierre (4) | Kapinus/Mitchell/Oliver (1) |
| Appalachian State | 12-01-24 | 94-40 | W | Blakes (20) | Kapinus/Pissott (7) | Blakes (6) | Blakes (7) | Nwaba (1) |
| at Miami (Fl.) | 12-04-24 | 88-70 | W | Pierre (28) | Pierre (13) | Moore (7) | Pierre (4) | Moore (1) |
| Evansville | 12-14-24 | 106-40 | W | Pierre (42) | Pierre (18) | Blakes/Moore (3) | Pierre (8) | Mitchell (2) |
| at Dayton | 12-19-24 | 80-66 | W | Greene (25) | Pierre (10) | Oliver (7) | Blakes (5) | Oliver (3) |
| West Georgia | 12-21-24 | 103-68 | W | Blakes (24) | Pierre (10) | Blakes (6) | Oliver (4) | Oliver (3) |
| Alabama A&M | 12-29-24 | 93-64 | W | Pierre (29) | Oliver/Pierre (7) | Oliver (8) | Pierre (4) | Blakes/Pierre (1) |
| Georgia | 01-02-25 | | | | | | | |
| Kentucky | 01-05-25 | | | | | | | |
| at Ole Miss | 01-09-25 | | | | | | | |
| at LSU | 01-13-25 | | | | | | | |
| Tennessee | 01-19-25 | | | | | | | |
| Arkansas | 01-23-25 | | | | | | | |
| at Alabama | 01-26-25 | | | | | | | |
| at Florida | 01-30-25 | | | | | | | |
| Ole Miss | 02-02-25 | | | | | | | |
| at Texas | 02-06-25 | | | | | | | |
| Mississippi State | 02-13-25 | | | | | | | |
| at Auburn | 02-16-25 | | | | | | | |
| at Oklahoma | 02-20-25 | | | | | | | |
| South Carolina | 02-23-25 | | | | | | | |
| Texas A&M | 02-27-25 | | | | | | | |
| at Missouri | 03-02-25 | | | | | | | |

| POINTS | REBOUNDS | ASSISTS | STEALS | BLOCKS |
|------------------------|-------------------------|-------------------------|-------------------------|--------------------------|
| Khamil Pierre 8 (7-1) | Khamil Pierre 12 (12-1) | Mikayla Blakes 6 (6-0) | Khamil Pierre 8 (7-1) | Lelilani Kapinus 5 (4-1) |
| Mikayla Blakes 5 (5-0) | Jordyn Oliver 2 (1-1) | Jordyn Oliver 5 (4-1) | Mikayla Blakes 5 (5-0) | Jane Nwaba 4 (4-0) |
| Madison Greene 1 (1-0) | Leilani Kapinus 1 (1-0) | Iyana Moore 4 (4-0) | Jordyn Oliver 2 (2-0) | Aiyana Mitchell 4 (3-1) |
| Iyana Moore 1 (1-0) | Justine Pissott 1 (1-0) | Madison Greene 2 (2-0) | Madison Greene 1 (1-0) | Jordyn Oliver 3 (2-1) |
| | Aiyana Mitchell 1 (0-1) | Leilani Kapinus 1 (1-0) | Leilani Kapinus 1 (1-0) | Mikayla Blakes 2 (2-0) |
| | | Khamil Pierre 1 (0-1) | | Aga Makurat 1 (1-0) |
| | | | | Iyana Moore 1 (1-0) |
| | | | | Khamil Pierre 1 (1-0) |

2024-25 GAME HIGHS & LOWS

HIGHS

| | | |
|------------------|-----|---|
| Points | 106 | vs. Evansville (12/14/24) |
| FG Made | 44 | vs. Evansville (12/14/24) |
| FG Attempts | 93 | vs. Evansville (12/14/24) |
| 3-Pt FG Made | 13 | vs. Appalachian St. (12/1/24) |
| 3-PT FG Attempts | 38 | vs. Appalachian St. (12/1/24) |
| FT Made | 23 | vs. Austin Peay (11/8/24) vs. Arizona (11/26/24) |
| FT Attempts | 31 | vs. Arizona (11/26/24) |
| Rebounds | 56 | vs. Samford (11/22/24) |
| Assists | 30 | vs. Alabama A&M (12/29/24) |
| Steals | 24 | vs. Evansville (12/14/24) |
| Blocks | 9 | vs. West Georgia (12/21/24) |
| Turnovers | 23 | vs. Arizona (11/26/24) |
| Fouls | 22 | vs. Michigan State (11/27/24) |

LOWS

| | | |
|------------------|----|---|
| Points | 62 | at South Florida (11/14/24) |
| FG Made | 21 | vs. Arizona (11/26/24) |
| FG Attempts | 54 | vs. Arizona (11/26/24) |
| 3-Pt FG Made | 2 | vs. Evansville (12/14/24) |
| 3-PT FG Attempts | 14 | vs. Arizona (11/26/24) vs. Michigan State (11/27/24) |
| FT Made | 3 | at South Florida (11/14/24) |
| FT Attempts | 8 | at South Florida (11/14/24) |
| Rebounds | 33 | vs. Butler (11/17/24) at Dayton (12/19/24) |
| Assists | 6 | at South Florida (11/14/24) |
| Steals | 7 | at Miami (12/4/24) |
| Blocks | 0 | at South Florida (11/14/24) |
| Turnovers | 6 | vs. Appalachian St. (12/1/24) |
| Fouls | 9 | vs. Alabama A&M (12/29/24) |





VANDERBILT STATS

BENCH PRODUCTION

| Game | VU-OPP | Diff. | Top Bench Scorer |
|------------------|------------------|-------------|---------------------------------|
| Lipscomb | 31-25 | +6 | Madison Greene, 14 |
| Austin Peay | 35-12 | +23 | Madison Greene, 13 |
| at South Fla. | 6-32 | -26 | Makurat/Mitchell/Moore, 2 |
| Butler | 17-18 | -1 | Aiyana Mitchell, 6 |
| Hampton | 33-18 | +15 | Madison Greene, 11 |
| Samford | 43-18 | +25 | Madison Greene, 16 |
| vs. Arizona | 15-6 | +9 | Leilani Kapinus, 7 |
| vs. Michigan St. | 7-9 | -2 | Aiyana Mitchell, 6 |
| Appalachian St. | 31-24 | +7 | Aga Makurat, 7 |
| at Miami | 17-11 | +6 | Leilani Kapinus, 8 |
| Evansville | 24-9 | +15 | Leilani Kapinus, 10 |
| at Dayton | 27-18 | +9 | Madison Greene, 25 |
| West Georgia | 35-29 | +6 | Leilani Kapinus, 10 |
| Alabama A&M | 30-18 | +12 | Madison Greene, 12 |
| Total | 351-247 | +104 | Madison Greene, 110 |
| AVG. | 25.1-17.6 | +7.4 | Madison Greene, 11.0 ppg |

SPECIALTY STATS

| Game | Off TO | Paint | 2nd Chance | Fastbreak |
|------------------|------------------|------------------|-----------------|-----------------|
| Lipscomb | 22-8 | 70-22 | 23-8 | 27-3 |
| Austin Peay | 33-10 | 42-20 | 20-4 | 24-1 |
| at South Fla. | 19-12 | 28-24 | 12-7 | 3-4 |
| Butler | 41-13 | 30-20 | 10-7 | 14-7 |
| Hampton | 36-12 | 46-28 | 19-4 | 13-6 |
| Samford | 24-3 | 60-22 | 28-9 | 26-9 |
| vs. Arizona | 29-19 | 20-40 | 17-13 | 9-8 |
| vs. Michigan St. | 23-20 | 42-48 | 14-16 | 15-6 |
| Appalachian St. | 33-7 | 38-22 | 21-7 | 21-2 |
| at Miami | 27-14 | 46-40 | 16-2 | 8-3 |
| Evansville | 54-3 | 76-20 | 40-9 | 25-4 |
| at Dayton | 32-7 | 28-42 | 14-8 | 14-6 |
| West Georgia | 37-16 | 62-22 | 29-13 | 30-16 |
| Alabama A&M | 24-11 | 60-42 | 19-9 | 23-14 |
| Total | 434-155 | 648-412 | 282-116 | 252-89 |
| AVG. | 31.0-11.1 | 46.3-29.4 | 20.1-8.3 | 18.0-6.4 |



2024-25 GAME COMPARISON

| Opponent | 1st | 2nd | 3rd | 4th | Final | Mar | Total FG | FG Pct | 3-Pointers | 3FG Pct | Free Throws | FT Pct | Rebs | Mar | Ast | TOver | Block | Steal | Fouls |
|--------------------|-----------|-----------|-----------|-----------|-----------|-------|---------------------|-----------|-------------------|-----------|--------------------|------------|-----------|-------|-----------|-----------|---------|----------|-----------|
| Lipscomb | 31-15 | 22-10 | 28-14 | 21-11 | 102-50 | +52 | 43-81/17-61 | .531/.279 | 5-17/6-35 | .294/.171 | 11-14/10-17 | .786/.588 | 54/32 | +22 | 17/6 | 12/23 | 1/2 | 15/2 | 15/17 |
| Austin Peay | 24-16 | 28-10 | 26-4 | 15-7 | 93-37 | +56 | 32-71/15-52 | .451/.288 | 6-17/3-14 | .353/.214 | 23-30/4-14 | .767/.286 | 55/28 | +27 | 15/6 | 12/25 | 8/2 | 10/6 | 15/27 |
| at South Florida | 19-17 | 15-9 | 20-11 | 8-12 | 62-49 | +13 | 26-68/21-57 | .382/.368 | 7-28/4-18 | .250/.222 | 3-8/3-3 | .375/1.000 | 37/43 | -6 | 6/13 | 12/23 | 0/8 | 8/5 | 11/14 |
| Butler | 17-8 | 20-12 | 22-16 | 22-16 | 81-52 | +19 | 29-57/18-47 | .509/.383 | 8-18/8-18 | .444/.444 | 15-19/8-11 | .789/.727 | 33/25 | +8 | 18/12 | 21/30 | 2/0 | 17/12 | 16/16 |
| Hampton | 23-21 | 28-7 | 25-4 | 18-13 | 94-45 | +49 | 38-70/18-49 | .543/.367 | 8-25/3-12 | .320/.250 | 10-12/6-8 | .833/.750 | 40/24 | +16 | 22/9 | 11/24 | 6/1 | 11/7 | 11/15 |
| Samford | 19-21 | 24-8 | 23-16 | 38-14 | 104-59 | +45 | 42-83/22-56 | .506/.393 | 8-19/11-29 | .421/.379 | 12-20/4-8 | .600/.500 | 56/26 | +30 | 23/16 | 11/22 | 3/2 | 17/8 | 17/19 |
| vs. Arizona | 15-7 | 16-11 | 19-19 | 21-23 | 71-60 | +11 | 21-54/25-58 | .389/.431 | 6-14/4-16 | .429/.250 | 23-31/6-11 | .742/.545 | 40/33 | +7 | 12/12 | 23/26 | 2/2 | 19/11 | 19/22 |
| vs. Michigan State | 19-16 | 8-13 | 22-16 | 21-33 | 70-78 | -8 | 26-64/28-65 | .496/.431 | 3-14/4-12 | .214/.333 | 15-20/18-25 | .750/.720 | 34/48 | -14 | 17/15 | 21/24 | 3/7 | 15/14 | 22/21 |
| Appalachian State | 33-2 | 18-13 | 14-16 | 29-9 | 94-40 | +54 | 33-77/16-54 | .429/.296 | 13-38/3-16 | .342/.188 | 15-15/5-8 | 1.000/.625 | 48/36 | +12 | 23/8 | 6/21 | 1/3 | 14/3 | 10/15 |
| at Miami | 23-13 | 23-18 | 23-24 | 19-15 | 88-70 | +18 | 34-68/28-53 | .500/.528 | 9-24/6-17 | .375/.353 | 11-15/8-11 | .733/.727 | 36/24 | +12 | 20/14 | 15/21 | 1/1 | 7/8 | 16/16 |
| Evansville | 34-12 | 24-8 | 28-11 | 20-9 | 106-40 | +66 | 44-93/15-54 | .473/.278 | 2-24/4-27 | .083/.148 | 16-19/6-9 | .842/.667 | 55/36 | +19 | 13/8 | 9/36 | 4/2 | 24/2 | 15/18 |
| at Dayton | 33-15 | 13-24 | 13-17 | 21-10 | 80-66 | +14 | 29-76/26-53 | .382/.491 | 9-26/3-14 | .346/.214 | 13-15/11-12 | .867/.917 | 33/42 | -9 | 18/16 | 8/26 | 3/4 | 16/3 | 14/15 |
| West Georgia | 24-14 | 35-13 | 20-25 | 24-16 | 103-68 | +35 | 41-84/25-68 | .488/.368 | 7-27/10-29 | .259/.345 | 14-19/8-12 | .737/.667 | 51/41 | +10 | 23/19 | 13/26 | 9/3 | 17/8 | 11/13 |
| Alabama A&M | 24-16 | 21-11 | 22-19 | 26-18 | 93-64 | +19 | 40-71/27-64 | .563/.422 | 5-19/5-16 | .263/.313 | 8-14/5-9 | .571/.556 | 41/30 | +11 | 30/13 | 15/19 | 2/2 | 13/9 | 9/14 |
| Georgia | | | | | | | | | | | | | | | | | | | |
| Kentucky | | | | | | | | | | | | | | | | | | | |
| at Ole Miss | | | | | | | | | | | | | | | | | | | |
| at LSU | | | | | | | | | | | | | | | | | | | |
| Tennessee | | | | | | | | | | | | | | | | | | | |
| Arkansas | | | | | | | | | | | | | | | | | | | |
| at Alabama | | | | | | | | | | | | | | | | | | | |
| at Florida | | | | | | | | | | | | | | | | | | | |
| Ole Miss | | | | | | | | | | | | | | | | | | | |
| at Texas | | | | | | | | | | | | | | | | | | | |
| Mississippi State | | | | | | | | | | | | | | | | | | | |
| at Auburn | | | | | | | | | | | | | | | | | | | |
| at Oklahoma | | | | | | | | | | | | | | | | | | | |
| South Carolina | | | | | | | | | | | | | | | | | | | |
| Texas A&M | | | | | | | | | | | | | | | | | | | |
| at Missouri | | | | | | | | | | | | | | | | | | | |
| SEASON TOTAL | 338-196 | 295-167 | 305-212 | 303-206 | 1241-778 | +453 | 478-1017/301-791 | .470/.381 | 96-310/74-273 | .310/.271 | 189-251/102-158 | .753/.646 | 613/468 | +135 | 257/167 | 189/346 | 45/39 | 203/102 | 203/241 |
| SEASON AVG | 24.1-14.0 | 21.1-11.9 | 21.8-15.1 | 21.6-14.7 | 88.3-55.8 | +32.3 | 34.1-72.6/21.5-55.6 | | 6.9-22.1/5.3-19.5 | | 13.5-17.9/7.3-11.3 | | 43.8/33.4 | +10.4 | 18.4/11.9 | 13.5/24.7 | 3.2/2.8 | 14.5/7.3 | 14.5/17.2 |

SEASON HIGH | SEASON LOW

2024-25 GAME-BY-GAME STATS

| Opponent | Date | Score | Total | | 3-Pointers | | Free throws | | Rebounds | | | | Other Stats | | | | | | |
|-----------------|------------|-------------|-----------------|-------------|---------------|-------------|----------------|-------------|------------|------------|------------|-------------|-------------|------------|------------|-----------|------------|-------------|-------------|
| | | | FG-FGA | PCT | 3FG-3FGA | PCT | FT-FTA | PCT | OFF | DEF | TOT | AVG | PF | A | TO | BLK | STL | PTS | AVG |
| Lipscomb | 11/04/2024 | 102-50 W | 43-81 | .531 | 5-17 | .294 | 11-14 | .786 | 22 | 32 | 54 | 54.0 | 17 | 17 | 12 | 1 | 15 | 102 | 102.0 |
| Austin Peay | 11/08/2024 | 93-37 W | 32-71 | .451 | 6-17 | .353 | 23-30 | .767 | 21 | 34 | 55 | 54.5 | 15 | 15 | 12 | 8 | 10 | 93 | 97.5 |
| at South Fla. | 11/14/2024 | 62-49 W | 26-68 | .382 | 7-28 | .250 | 3-8 | .375 | 12 | 25 | 37 | 48.7 | 11 | 6 | 12 | 0 | 8 | 62 | 85.7 |
| Butler | 11/17/2024 | 81-52 W | 29-57 | .509 | 8-18 | .444 | 15-19 | .789 | 13 | 20 | 33 | 44.8 | 16 | 18 | 21 | 2 | 17 | 81 | 84.5 |
| Hampton | 11/20/2024 | 94-45 W | 38-70 | .543 | 8-25 | .320 | 10-12 | .833 | 15 | 25 | 40 | 43.8 | 11 | 22 | 11 | 6 | 11 | 94 | 86.4 |
| Samford | 11/22/2024 | 104-59 W | 42-83 | .506 | 8-19 | .421 | 12-20 | .600 | 27 | 29 | 56 | 45.8 | 17 | 23 | 11 | 3 | 17 | 104 | 89.3 |
| vs Arizona | 11/26/2024 | 71-60 W | 21-54 | .389 | 6-14 | .429 | 23-31 | .742 | 15 | 25 | 40 | 45.0 | 19 | 12 | 23 | 2 | 19 | 71 | 86.7 |
| vs Michigan St. | 11/27/2024 | 70-78 L | 26-64 | .406 | 3-14 | .214 | 15-20 | .750 | 14 | 20 | 34 | 43.6 | 22 | 17 | 21 | 3 | 15 | 70 | 84.6 |
| App State | 12/01/2024 | 94-40 W | 33-77 | .429 | 13-38 | .342 | 15-15 | 1.000 | 18 | 30 | 48 | 44.1 | 10 | 23 | 6 | 1 | 14 | 94 | 85.7 |
| at Miami (FL) | 12/04/2024 | 88-70 W | 34-68 | .500 | 9-24 | .375 | 11-15 | .733 | 17 | 19 | 36 | 43.3 | 16 | 20 | 15 | 1 | 7 | 88 | 85.9 |
| Evansville | 12/14/2024 | 106-40 W | 44-93 | .473 | 2-24 | .083 | 16-19 | .842 | 29 | 26 | 55 | 44.4 | 15 | 13 | 9 | 4 | 24 | 106 | 87.7 |
| at Dayton | 12/19/2024 | 80-66 W | 29-76 | .382 | 9-26 | .346 | 13-15 | .867 | 16 | 17 | 33 | 43.4 | 14 | 18 | 8 | 3 | 16 | 80 | 87.1 |
| West Ga. | 12/21/2024 | 103-68 W | 41-84 | .488 | 7-27 | .259 | 14-19 | .737 | 24 | 27 | 51 | 44.0 | 11 | 23 | 13 | 9 | 17 | 103 | 88.3 |
| Alabama A&M | 12/29/2024 | 93-64 W | 40-71 | .563 | 5-19 | .263 | 8-14 | .571 | 13 | 28 | 41 | 43.8 | 9 | 30 | 15 | 2 | 13 | 93 | 88.6 |
| Total | | 1241 | 478-1017 | .470 | 96-310 | .310 | 189-251 | .753 | 256 | 357 | 613 | 43.8 | 203 | 257 | 189 | 45 | 203 | 1241 | 88.6 |
| Opponents | | 778 | 301-791 | .381 | 74-273 | .271 | 102-158 | .646 | 154 | 314 | 468 | 33.4 | 241 | 167 | 346 | 39 | 102 | 778 | 55.6 |

Vanderbilt Averages

| Games Played | Points/game | FG Pct | 3FG Pct | FT Pct | Rebounds/game | Assists/game | Turnovers/game | Assist/Turnover ratio | Steals/game | Blocks/game |
|--------------|-------------|--------|---------|--------|---------------|--------------|----------------|-----------------------|-------------|-------------|
| 14 | 88.6 | 47.0 | 31.0 | 75.3 | 43.8 | 18.4 | 13.5 | 1.4 | 14.5 | 3.2 |





SHEA RALPH

HEAD COACH
FOURTH SEASON
UConn - '01



THE SHEA RALPH FILE

Head Coach Vanderbilt (2021-Current)

- 64-49 overall record in four seasons at Vanderbilt
- Guided Vanderbilt to its first NCAA Tournament bid since the 2014 NCAA Tournament in 2023-24 and posted the Dores' first NCAA Tournament victory since 2013
- Posted the largest win improvement from one season to next in school history during the 2023-24 season, as Vandy's 23 victories marked an 11-win improvement from 2022-23
- Led Vanderbilt to its first postseason bid since the 2013-14 campaign with an appearance in the 2022 WNIT in her debut season in 2021-22
- Guided Vandy to a school record six SEC road wins in '23-'24
- Five players have earned All-SEC honors under Ralph

Assistant Coach UConn (2008-2021)

- 462-22 in 13 seasons as an assistant coach at UConn
- Won Six NCAA National Championships
- 12 Final Four Appearances
- 16 Conference Titles
- Coached 21 WNBA Draft Picks, 9 top-5 picks, three No. 1 picks

Assistant Coach Pittsburgh (2003-2008)

- 86-66 in five seasons as an assistant coach at Pittsburgh
- 2008 Sweet 16 Appearance
- Two NCAA Tournament Appearances (2007 & 08)
- 2006 WNIT Final Four

Player UConn (1996-2001)

- Drafted by Utah Starzz in 2001 WNBA Draft
- Scored 1,678 career points, Ranks 8th in UConn history
- Won 2000 NCAA National Championship
- 2000 NCAA Women's Final Four MVP
- 2000 Big East Player of the Year
- 2000 All-American
- 2000 Sports Illustrated Women's College Player of the Year
- Honda Award Winner

Shea Ralph was named the sixth head coach in Vanderbilt women's basketball history on April 13, 2021. The 2024-25 campaign marks her fourth season leading the Commodores.

Ralph orchestrated one of the biggest turn-arounds in program history during the 2023-24 season, as the Commodores went from being projected last in the SEC preseason polls to earning the program's first bid into the NCAA Tournament in 10 seasons.

Vanderbilt went 23-10 in Year 3 under Ralph's direction, as the Commodores made their first appearance in the NCAA Tournament since the 2013-14 campaign. The 23 wins marked an 11-win improvement from a season ago, which is the second-largest win improvement from one season to the next in program history.

The Commodores went out and proved the preseason prognosticators wrong in 2023-24, as Vandy finished sixth in the SEC after being picked 13th in the Preseason SEC Coaches Poll and 14th in the Preseason SEC Media Poll. The Dores went 9-7 in SEC play and won a program-record six road SEC games. The nine SEC wins were the most for Vanderbilt since the 2012-13 campaign. The Commodores earned the No. 6 seed in the 2024 SEC Women's Basketball Tournament, which was the program's highest seed at the SEC Tournament since 2011.

Vanderbilt's at-large bid into the 2024 NCAA



Tournament marked the second time in her three seasons that Ralph has led the Commodores to the postseason.

A total of three Commodores earned All-SEC honors in Year 3 under Ralph. Iyana Moore made her first appearance on the All-SEC second team, while Jordyn Cambridge was named to the All-SEC defensive team for a school-record third time. Khamil Pierre was named to the All-SEC freshman team, making her the third Commodore to earn a spot on the team under Ralph, joining Moore and Sacha Washington. Pierre also was named SEC Freshman of the Week a program record five times during the season.

Vanderbilt's hard-nosed and gritty approach helped the Commodores become one of the elite defensive teams in the SEC, as Vandy ranked third in steals per game at 10.2 steals. The Dores' 315 steals during the 2023-24 campaign are the third-most in a season in program history.

Vanderbilt was hit hard with a plethora of pre-season injuries to begin the 2022-23 campaign. Coach Ralph was able to rally the Commodores and record a second-straight double-digit win season, marking the first time in six years that Vandy has posted back-to-back double-digit win campaigns.

During the 2022-23 campaign, Ralph guided Vanderbilt to a winning record inside Memorial Gymnasium for the 38th time in the last 40 seasons. The Commodores won nine games at Memorial Gym, which included victories over Texas A&M, Arkansas, and Kentucky.

Ralph was key in the development of Cijia Harbison, who transferred into the program for her graduate season and become one of the most prolific scorers in the SEC. Harbison earned second team All-SEC honors after averaging 19.6 points per game and shot 40.6% from the field. The only player in the SEC to score 40 points in a game this season, Harbison had three outings with 30-plus points among the 23 times she has scored in double figures while recording the



highest scoring average of her collegiate career. Harbison has led the Commodores in scoring 16 times, assists on 20 occasions and steals in 15 games. Harbison tied a school record with 41 points and added five steals in a January win over Texas A&M

In her inaugural season, Ralph led Vanderbilt to its first postseason appearance since 2014. The Commodores reached the third round of the Women's National Invitation Tournament, their longest postseason run since 2013. Vanderbilt also recorded its first SEC Tournament victory in six years when it defeated Texas A&M 85-69 on March 2, 2022.



In all, Ralph accrued the third-most wins of any women's basketball coach in a debut season. That included a 63-59 victory against No. 15 Florida in Memorial Gymnasium on Feb. 24, 2022, the program's first win against a ranked opponent since 2020.

Ralph wasted no time helping individual student-athletes realize their full potential. Jordyn Cambridge, Iyana Moore and Sacha Washington earned All-SEC accolades during the 2021-22 campaign. Cambridge recorded the program's first postseason triple-double during the SEC Tournament, while she and Moore contributed to a program-record 17 3-pointers against Alabama State on Dec. 28, 2021.

A seven-time national champion as a student-athlete or coach, Ralph arrived at Vanderbilt after spending the previous 13 seasons as an assistant coach alongside Geno Auriemma at the University of Connecticut. While serving as a coach at her alma mater, Ralph helped guide the Huskies to 12 Final Four appearances and six national championships, including a record four consecutive titles from 2013-16.

Ralph was an instrumental figure in recruiting and player development with the Huskies. She mentored standouts like Paige Bueckers, who in 2020-21 became the first freshman to sweep the major national player-of-the-year awards:

RALPH'S CAREER RECORD

| SEASON | TEAM | OVERALL | CONF. | CONF. FINISH | POSTSEASON |
|---------|-----------------|---------|-------|--------------|---------------------|
| 1996-97 | UConn (Player) | 33-1 | 18-0 | 1st | Elite Eight |
| 1997-98 | UConn (Player) | 34-3 | 17-1 | 1st | Elite Eight |
| 1998-99 | UConn (Player) | 29-5 | 17-1 | T-1st | Sweet 16 |
| 1999-00 | UConn (Player) | 36-1 | 18-0 | T-1st | NCAA Champions |
| 2000-01 | UConn (Player) | 32-3 | 17-1 | 1st | Final Four |
| 2003-04 | Pittsburgh (AC) | 6-20 | 2-14 | 13th | -- |
| 2004-05 | Pittsburgh (AC) | 13-15 | 5-11 | 10th | -- |
| 2005-06 | Pittsburgh (AC) | 22-11 | 9-7 | T-6th | WNIT Final Four |
| 2006-07 | Pittsburgh (AC) | 24-9 | 10-6 | T-5th | NCAA 2nd Rd |
| 2007-08 | Pittsburgh (AC) | 24-11 | 10-6 | T-5th | Sweet 16 |
| 2008-09 | UConn (AC) | 39-0 | 16-0 | 1st | NCAA Champions |
| 2009-10 | UConn (AC) | 39-0 | 16-0 | 1st | NCAA Champions |
| 2010-11 | UConn (AC) | 36-2 | 16-0 | 1st | Final Four |
| 2011-12 | UConn (AC) | 33-5 | 13-3 | T-2nd | Final Four |
| 2012-13 | UConn (AC) | 35-4 | 14-2 | 2nd | NCAA Champions |
| 2013-14 | UConn (AC) | 40-0 | 18-0 | 1st | NCAA Champions |
| 2014-15 | UConn (AC) | 38-1 | 18-0 | 1st | NCAA Champions |
| 2015-16 | UConn (AC) | 38-0 | 18-0 | 1st | NCAA Champions |
| 2016-17 | UConn (AC) | 36-1 | 16-0 | 1st | Final Four |
| 2017-18 | UConn (AC) | 36-1 | 16-0 | 1st | Final Four |
| 2018-19 | UConn (AC) | 35-3 | 16-0 | 1st | Final Four |
| 2019-20 | UConn (AC) | 29-3 | 16-0 | 1st | Tournament Canceled |
| 2020-21 | UConn (AC) | 28-2 | 18-0 | 1st | Final Four |
| 2021-22 | Vanderbilt (HC) | 16-19 | 4-12 | T-12th | WNIT Sweet 16 |
| 2022-23 | Vanderbilt (HC) | 12-19 | 3-13 | 12th | -- |
| 2023-24 | Vanderbilt (HC) | 23-10 | 9-7 | 6th | NCAA 1st Rd |
| 2024-25 | Vanderbilt (HC) | 13-1 | 0-0 | -- | -- |

AT VANDERBILT: 64-49 (.566) - Four Seasons

TOTAL: 778-149 (.839) - 27 Seasons

7- NCAA National Titles ('00, '09, '10, '13, '14, '15, '16)

14 - NCAA Final Fours ('00, '01, '09, '10, '11, '12, '13, '14, '15, '16, '17, '18, '19)

16 - NCAA Elite Eights ('97, '98, '00, '01, '09, '10, '11, '12, '13, '14, '15, '16, '17, '18, '19)

18 - NCAA Sweet 16 Appearances | 16 - Conference Regular Season Championships

the Naismith Trophy, Associated Press Player of the Year, USBWA National Player of the Year, Lieberman Award and Wooden Award.

In all, Ralph worked with 21 WNBA draft picks at UConn, including nine top-five picks and three No. 1 overall selections: Tina Charles, Maya Moore and Breanna Stewart.

Prior to returning to UConn as an assistant, Ralph spent five seasons at the University of Pittsburgh from 2003-08. She was instrumental in a period of unprecedented success, helping the Panthers improve from single-digit victories to at least 22 victories in each of her final three seasons. Pitt also reached the Sweet 16 for the first time in program history in 2008.

As one of the most celebrated student-athletes in women's basketball history, Ralph ranks eighth in UConn's storied record book with 1,678 points. She also ranks among the program's all-time top 10 in career assists (456), steals (252) and field goal percentage (57.9). Ralph graduated from Connecticut in 2001 with a degree in exercise physiology.

In leading UConn to a national championship in 2000, Ralph was named an All-American and Big East Player of the Year. She was selected at the most valuable player in the 2000 NCAA Women's Final Four. She also won the Honda Award, presented to the premier female student-athlete in 12 collegiate sports, and the "Sports Illustrated for Women" Player of the Year.

Ralph was selected by the Utah Starzz in the 2001 WNBA Draft, but was unable to pursue a professional career due to a knee injury.

Ralph and her husband, Tom Garrick, have one daughter, Maysen. Currently a member of the Vanderbilt coaching staff, Garrick served as head coach of the UMass-Lowell women's basketball program from 2018-21 and previously served as a Vanderbilt assistant from 2009-15.





1 MIKAYLA BLAKES

@mikaylablakes
@mikaylablakes
@mikaylablakes

G // 5-8 // Fr. // Somerset, N.J. (Rutgers Prep HS)

SEASON HIGHS

Points // 29, Butler (11/17/24)
 FG Made // 10, at Miami (12/04/24)
 FG Attempts // 22, at Miami (12/04/24)
 3-Pt Made // 5 (2x), Last: at Miami (12/04/24)
 3-Pt Attempt // 9, Butler (11/17/24)
 FT Made // 7 (2x), Last: Evansville (12/14/24)
 FT Attempt // 8, Butler (11/17/24)
 Rebounds // 5, Lipscomb (11/4/24)
 Assists // 8, Hampton (11/20/24)
 Steals // 7, vs. Appalachian State (12/1/24)
 Blocks // 1 (3x), Last: Alabama A&M (12/29/24)
 Minutes // 37, at Miami (12/04/24)

CAREER HIGHS

Points // 29, Butler (11/17/24)
 FG Made // 10, at Miami (12/04/24)
 FG Attempts // 22, at Miami (12/04/24)
 3-Pt Made // 5 (2x), Last: at Miami (12/04/24)
 3-Pt Attempt // 9, Butler (11/17/24)
 FT Made // 7 (2x), Last: Evansville (12/14/24)
 FT Attempt // 8, Butler (11/17/24)
 Rebounds // 5, Lipscomb (11/4/24)
 Assists // 8, Hampton (11/20/24)
 Steals // 7, vs. Appalachian State (12/1/24)
 Blocks // 1 (3x), Last: Alabama A&M (12/29/24)
 Minutes // 37, at Miami (12/04/24)

- Three-Time SEC Freshman of the Week - Nov. 19, Nov. 26, Dec. 10
- Leads all NCAA Division I freshmen in points scored (269) & steals (40)
- First NCAA Division I freshman to score over 200 pts this season
- First Vandy freshman to score double-digit points in her first 13 games at Vandy since at least 1999-00
- Her 29 pts vs. Butler ties her for the 5th-most points scored by a Vandy freshman

| SUPERLATIVES | 24-25 CAREER | SUPERLATIVES | 24-25 CAREER |
|-----------------|--------------|------------------|--------------|
| 10+ POINTS | 13 | 3+ STEALS | 8 |
| 15+ POINTS | 11 | 2+ BLOCKS | -- |
| 20+ POINTS | 8 | DOUBLE-DOUBLES | -- |
| 30+ POINTS | -- | LED VANDY IN PTS | 5 |
| MADE 3+ 3-PT FG | 4 | LED VANDY IN REB | -- |
| 10+ REBS | -- | LED VANDY IN AST | 6 |
| 3+ ASSISTS | 9 | LED VANDY IN STL | 3 |
| | | LED VANDY IN BLK | 2 |

GAME-BY-GAME

| DATE | OPPONENT | GS | MIN | FGM/A | FG% | 3FG/A | 3P% | FTM/A | FG% | OFF | DEF | TOT | AVG | PF | AST | T/O | BLK | STL | PTS | AVG | |
|--------------|------------------|----|-----------|---------------|---------------|-------------|--------------|-------------|--------------|-------------|-----------|-----------|-----------|------------|-----------|-----------|-----------|----------|-----------|------------|-------------|
| 11.4.24 | LIPSCOMB | * | 25:31 | 9-18 | .500 | 2-7 | .286 | 3-3 | 1.000 | 2 | 3 | 5 | 5.0 | 2 | 5 | 0 | 0 | 2 | 23 | 23.0 | |
| 11.8.24 | AUSTIN PEAY | * | 15:31 | 5-8 | .625 | 2-4 | .500 | 4-5 | .800 | 2 | 1 | 3 | 4.0 | 1 | 1 | 2 | 1 | 3 | 16 | 19.5 | |
| 11.14.24 | AT SOUTH FLORIDA | * | 31:24 | 6-14 | .429 | 2-8 | .250 | 2-4 | .500 | 0 | 2 | 2 | 3.3 | 1 | 1 | 5 | 0 | 2 | 16 | 18.3 | |
| 11.17.24 | BUTLER | * | 35:34 | 9-18 | .500 | 4-9 | .444 | 7-8 | .875 | 1 | 1 | 2 | 3.0 | 3 | 2 | 3 | 0 | 3 | 29 | 21.0 | |
| 11.20.24 | HAMPTON | * | 29:14 | 9-14 | .643 | 1-5 | .200 | 3-5 | .600 | 1 | 2 | 3 | 3.0 | 2 | 8 | 3 | 0 | 3 | 22 | 21.2 | |
| 11.22.24 | SAMFORD | * | 23:12 | 5-12 | .417 | 2-5 | .400 | 2-2 | 1.000 | 1 | 2 | 3 | 3.0 | 2 | 5 | 3 | 1 | 2 | 14 | 20.0 | |
| 11.26.24 | VS. ARIZONA | * | 34:31 | 6-14 | .429 | 5-8 | .625 | 6-6 | 1.000 | 0 | 2 | 2 | 2.9 | 4 | 4 | 1 | 0 | 4 | 23 | 20.4 | |
| 11.27.24 | VS. MICHIGAN ST. | * | 26:36 | 3-10 | .300 | 1-4 | .250 | 6-6 | 1.000 | 1 | 0 | 1 | 2.6 | 3 | 3 | 3 | 0 | 2 | 13 | 19.5 | |
| 12.1.24 | APPALACHIAN ST. | * | 28:35 | 7-15 | .467 | 2-8 | .250 | 4-4 | 1.000 | 2 | 1 | 3 | 2.7 | 2 | 6 | 2 | 0 | 7 | 20 | 19.6 | |
| 12.4.24 | AT MIAMI | * | 37:14 | 10-22 | .455 | 5-14 | .357 | 1-2 | .500 | 0 | 1 | 1 | 2.5 | 2 | 3 | 3 | 0 | 0 | 26 | 20.2 | |
| 12.14.24 | EVANSVILLE | * | 26:07 | 7-19 | .368 | 1-7 | .143 | 7-7 | 1.000 | 3 | 1 | 4 | 2.6 | 2 | 3 | 1 | 0 | 1 | 22 | 20.4 | |
| 12.19.24 | AT DAYTON | * | 26:50 | 6-17 | .353 | 2-8 | .250 | 2-2 | 1.000 | 1 | 0 | 1 | 2.5 | 4 | 1 | 3 | 0 | 5 | 16 | 20.0 | |
| 12.21.24 | WEST GEORGIA | * | 27:09 | 12-20 | .600 | 0-6 | .000 | 0-0 | .000 | 2 | 2 | 4 | 2.6 | 1 | 6 | 2 | 0 | 3 | 24 | 20.3 | |
| 12.29.24 | ALABAMA A&M | * | 17:01 | 2-9 | .222 | 0-5 | .000 | 1-3 | .333 | 1 | 2 | 3 | 2.6 | 0 | 1 | 1 | 1 | 3 | 5 | 19.2 | |
| 1.2.25 | GEORGIA | | | | | | | | | | | | | | | | | | | | |
| 1.5.25 | KENTUCKY | | | | | | | | | | | | | | | | | | | | |
| 1.9.25 | AT OLE MISS | | | | | | | | | | | | | | | | | | | | |
| 1.13.25 | AT LSU | | | | | | | | | | | | | | | | | | | | |
| 1.19.25 | TENNESSEE | | | | | | | | | | | | | | | | | | | | |
| 1.23.25 | ARKANSAS | | | | | | | | | | | | | | | | | | | | |
| 1.26.25 | AT ALABAMA | | | | | | | | | | | | | | | | | | | | |
| 1.30.25 | AT FLORIDA | | | | | | | | | | | | | | | | | | | | |
| 2.2.25 | OLE MISS | | | | | | | | | | | | | | | | | | | | |
| 2.6.25 | AT TEXAS | | | | | | | | | | | | | | | | | | | | |
| 2.13.25 | MISSISSIPPI ST. | | | | | | | | | | | | | | | | | | | | |
| 2.16.25 | AT AUBURN | | | | | | | | | | | | | | | | | | | | |
| 2.20.25 | AT OKLAHOMA | | | | | | | | | | | | | | | | | | | | |
| 2.23.25 | SOUTH CAROLINA | | | | | | | | | | | | | | | | | | | | |
| 2.27.25 | TEXAS A&M | | | | | | | | | | | | | | | | | | | | |
| 3.2.25 | AT MISSOURI | | | | | | | | | | | | | | | | | | | | |
| TOTAL | | | 14 | 384:28 | 96-210 | .457 | 29-98 | .296 | 48-57 | .842 | 17 | 20 | 37 | 2.6 | 29 | 49 | 32 | 3 | 40 | 269 | 19.2 |

CAREER STATS

| YEAR | GP | GS | MIN | AVG | FG | FGA | PCT | 3FG | 3FGA | 3PCT | FT | FTA | PCT | OFF | DEF | TOT | AVG | PF | FO | AST | TO | BLK | STL | PTS | AVG |
|---------------|-----------|-----------|------------|-------------|-----------|------------|-------------|-----------|-----------|-------------|-----------|-----------|-------------|-----------|-----------|-----------|------------|-----------|----------|-----------|-----------|----------|-----------|------------|-------------|
| 2024-25 | 14 | 14 | 384 | 27.5 | 96 | 210 | .457 | 29 | 98 | .296 | 48 | 57 | .842 | 17 | 20 | 37 | 2.6 | 29 | 0 | 49 | 32 | 3 | 40 | 269 | 19.2 |
| CAREER | 14 | 14 | 384 | 27.5 | 96 | 210 | .457 | 29 | 98 | .296 | 48 | 57 | .842 | 17 | 20 | 37 | 2.6 | 29 | 0 | 49 | 32 | 3 | 40 | 269 | 19.2 |



2 JADA BROWN

@_jadabrown
 @brownjadaa
 @jadabrown_

G // 5-8 // Jr. // Bentonville, Ark. (Bentonville HS)

SEASON HIGHS

Points // 6, West Georgia (12/21/24)
 FG Made // 2, West Georgia (12/21/24)
 FG Attempts // 3, West Georgia (12/21/24)
 3-Pt Made // 1 (2x), Last: West Georgia (12/21/24)
 3-Pt Attempt // 2, West Georgia (12/21/24)
 FT Made // 2, Lipscomb (11/4/24)
 FT Attempt // 2 (2x), Last: West Georgia (12/21/24)
 Rebounds // 2 (4x), Last: West Georgia (12/21/24)
 Assists // 2, Alabama A&M (12/29/24)
 Steals // 2 (2x), Last: West Georgia (12/21/24)
 Blocks // --
 Minutes // 13, Lipscomb (11/4/24)

CAREER HIGHS

Points // 12, vs. NC State (11/24/22)
 FG Made // 4, vs. NC State (11/24/22)
 FG Attempts // 12, Samford (11/10/22)
 3-Pt Made // 4, vs. NC State (11/24/22)
 3-Pt Attempt // 8, at LSU (01/01/23)
 FT Made // 2 (3x), Last: Lipscomb (11/4/24)
 FT Attempt // 2 (6x), Last: West Georgia (12/21/24)
 Rebounds // 4 (4x), Last Radford (12/31/23)
 Assists // 5, Tarleton State (11/15/22)
 Steals // 2 (5x), Last: West Georgia (12/21/24)
 Blocks // 1 (2x), Last: Florida (01/22/23)
 Minutes // 42, Lipscomb (12/18/22)

- Appeared in 10 games off the bench in '24-25
- Shooting 55.6% from the field (5-of-9)
- Scored a season-high 6 pts in 10 min. vs. West Georgia
- Played in 59 career games with 22 starts at Vanderbilt
- Scored career-best 12 pts vs. NC State (11.24.22)
- SEC Winter Academic Honor Roll ('24)
- Majoring in Human & Organizational Development

SUPERLATIVES

| SUPERLATIVES | 24-25 | CAREER |
|-----------------|-------|--------|
| 10+ POINTS | -- | 2 |
| 15+ POINTS | -- | -- |
| 20+ POINTS | -- | -- |
| 30+ POINTS | -- | -- |
| MADE 3+ 3-PT FG | -- | 3 |
| 10+ REBS | -- | -- |
| 3+ ASSISTS | -- | 1 |

SUPERLATIVES

| SUPERLATIVES | 24-25 | CAREER |
|------------------|-------|--------|
| 3+ STEALS | -- | -- |
| 2+ BLOCKS | -- | -- |
| DOUBLE-DOUBLES | -- | -- |
| LED VANDY IN PTS | -- | -- |
| LED VANDY IN REB | -- | -- |
| LED VANDY IN AST | -- | 1 |
| LED VANDY IN STL | -- | -- |
| LED VANDY IN BLK | -- | -- |

GAME-BY-GAME

| DATE | OPPONENT | GS | MIN | FGM/A | FG% | 3FG/A | 3P% | FTM/A | FG% | OFF | DEF | TOT | AVG | PF | AST | T/O | BLK | STL | PTS | AVG |
|--------------|-------------------|----------|--------------|------------|-------------|------------|-------------|------------|-------------|----------|----------|-----------|------------|----------|----------|----------|----------|----------|-----------|------------|
| 11.4.24 | LIPSCOMB | | 12:44 | 1-2 | .500 | 0-0 | .000 | 2-2 | 1.000 | 1 | 0 | 1 | 1.0 | 3 | 0 | 0 | 0 | 0 | 4 | 4.0 |
| 11.8.24 | AUSTIN PEAY | | 08:06 | 0-1 | .000 | 0-1 | .000 | 0-0 | .000 | 1 | 1 | 2 | 1.5 | 2 | 1 | 0 | 0 | 2 | 0 | 2.0 |
| 11.14.24 | AT SOUTH FLORIDA | | 01:49 | 0-0 | .000 | 0-0 | .000 | 0-0 | .000 | 0 | 0 | 0 | 1.0 | 0 | 0 | 0 | 0 | 0 | 0 | 1.3 |
| 11.17.24 | BUTLER | | 03:55 | 0-1 | .000 | 0-0 | .000 | 0-0 | .000 | 1 | 0 | 1 | 1.0 | 0 | 1 | 0 | 0 | 0 | 0 | 1.0 |
| 11.20.24 | HAMPTON | | 03:57 | 0-0 | .000 | 0-0 | .000 | 0-0 | .000 | 1 | 1 | 2 | 1.2 | 0 | 0 | 1 | 0 | 0 | 0 | 0.8 |
| 11.22.24 | SAMFORD | | 02:55 | 0-0 | .000 | 0-0 | .000 | 0-0 | .000 | 0 | 0 | 0 | 1.0 | 1 | 0 | 0 | 0 | 0 | 0 | 0.7 |
| 11.26.24 | VS. ARIZONA | | | | | | | | | | | | | | | | | | | |
| 11.27.24 | VS. MICHIGAN ST. | | | | | | | | | | | | | | | | | | | |
| 12.1.24 | APPALACHIAN ST. | | 05:46 | 1-1 | 1.000 | 1-1 | 1.000 | 0-0 | .000 | 0 | 2 | 2 | 1.1 | 0 | 1 | 0 | 0 | 1 | 3 | 1.0 |
| 12.4.24 | AT MIAMI | | | | | | | | | | | | | | | | | | | |
| 12.14.24 | EVANSVILLE | | 06:19 | 1-1 | 1.000 | 0-0 | .000 | 0-0 | .000 | 0 | 0 | 0 | 1.0 | 0 | 0 | 1 | 0 | 1 | 2 | 1.1 |
| 12.19.24 | AT DAYTON | | | | | | | | | | | | | | | | | | | |
| 12.21.24 | WEST GEORGIA | | 10:00 | 2-3 | .667 | 1-2 | .500 | 1-2 | .500 | 0 | 2 | 2 | 1.1 | 1 | 0 | 0 | 0 | 2 | 6 | 1.7 |
| 12.29.24 | ALABAMA A&M | | 04:01 | 0-0 | .000 | 0-0 | .000 | 0-0 | .000 | 0 | 1 | 1 | 1.1 | 0 | 2 | 2 | 0 | 0 | 0 | 1.5 |
| 1.2.25 | GEORGIA | | | | | | | | | | | | | | | | | | | |
| 1.5.25 | KENTUCKY | | | | | | | | | | | | | | | | | | | |
| 1.9.25 | AT OLE MISS | | | | | | | | | | | | | | | | | | | |
| 1.13.25 | AT LSU | | | | | | | | | | | | | | | | | | | |
| 1.19.25 | TENNESSEE | | | | | | | | | | | | | | | | | | | |
| 1.23.25 | ARKANSAS | | | | | | | | | | | | | | | | | | | |
| 1.26.25 | AT ALABAMA | | | | | | | | | | | | | | | | | | | |
| 1.30.25 | AT FLORIDA | | | | | | | | | | | | | | | | | | | |
| 2.2.25 | OLE MISS | | | | | | | | | | | | | | | | | | | |
| 2.6.25 | AT TEXAS | | | | | | | | | | | | | | | | | | | |
| 2.13.25 | MISSISSIPPI STATE | | | | | | | | | | | | | | | | | | | |
| 2.16.25 | AT AUBURN | | | | | | | | | | | | | | | | | | | |
| 2.20.25 | AT OKLAHOMA | | | | | | | | | | | | | | | | | | | |
| 2.23.25 | SOUTH CAROLINA | | | | | | | | | | | | | | | | | | | |
| 2.27.25 | TEXAS A&M | | | | | | | | | | | | | | | | | | | |
| 3.2.25 | AT MISSOURI | | | | | | | | | | | | | | | | | | | |
| TOTAL | | 0 | 59:32 | 5-9 | .556 | 2-4 | .500 | 3-4 | .750 | 4 | 7 | 11 | 1.1 | 7 | 5 | 4 | 0 | 6 | 15 | 1.5 |

CAREER STATS

| YEAR | GP | GS | MIN | AVG | FG | FGA | PCT | 3FG | 3FGA | 3PCT | FT | FTA | PCT | OFF | DEF | TOT | AVG | PF | FO | AST | TO | BLK | STL | PTS | AVG |
|---------------|-----------|-----------|------------|-------------|-----------|------------|-------------|-----------|------------|-------------|-----------|-----------|-------------|-----------|-----------|-----------|------------|-----------|----------|-----------|-----------|----------|-----------|------------|------------|
| 2022-23 | 30 | 22 | 637 | 21.3 | 44 | 150 | .293 | 32 | 105 | .305 | 12 | 14 | .857 | 13 | 19 | 32 | 1.1 | 35 | 0 | 24 | 44 | 1 | 14 | 132 | 4.4 |
| 2023-24 | 18 | 0 | 123 | 6.8 | 3 | 19 | .158 | 2 | 15 | .133 | 4 | 6 | .667 | 2 | 9 | 11 | 0.6 | 12 | 0 | 7 | 6 | 0 | 2 | 12 | 0.7 |
| 2024-25 | 10 | 0 | 60 | 6.0 | 5 | 9 | .556 | 2 | 4 | .500 | 3 | 4 | .750 | 4 | 7 | 11 | 1.1 | 7 | 0 | 5 | 4 | 0 | 6 | 15 | 1.5 |
| CAREER | 59 | 22 | 825 | 14.0 | 52 | 179 | .291 | 36 | 125 | .288 | 19 | 24 | .792 | 19 | 35 | 54 | 0.9 | 54 | 0 | 36 | 54 | 1 | 22 | 159 | 2.7 |





4 MADISON GREENE

@mad1son_O4
@Mad1son_O4

G // 5-6 // So. // Columbus, Ohio (Pickerington Central HS)

SEASON HIGHS

Points // 25, at Dayton (12/19/24)
 FG Made // 7 (2x), Last: at Dayton (12/19/24)
 FG Attempts // 14, at Dayton (12/19/24)
 3-Pt Made // 5, at South Florida (11/14/24)
 3-Pt Attempt // 8, at South Florida (11/14/24)
 FT Made // 8, at Dayton (12/19/24)
 FT Attempt // 10, at Dayton (12/19/24)
 Rebounds // 6, Alabama A&M (12/29/24)
 Assists // 6, Samford (11/22/24)
 Steals // 6, Lipscomb (11/4/24)
 Blocks // 1, Austin Peay (11/8/24)
 Minutes // 37, at South Florida (11/14/24)

CAREER HIGHS

Points // 25, at Dayton (12/19/24)
 FG Made // 7 (2x), Last: at Dayton (12/19/24)
 FG Attempts // 14, at Dayton (12/19/24)
 3-Pt Made // 5, at South Florida (11/14/24)
 3-Pt Attempt // 8, at South Florida (11/14/24)
 FT Made // 8, at Dayton (12/19/24)
 FT Attempt // 10, at Dayton (12/19/24)
 Rebounds // 6, Alabama A&M (12/29/24)
 Assists // 6, Samford (11/22/24)
 Steals // 6, Lipscomb (11/4/24)
 Blocks // 1, Austin Peay (11/8/24)
 Minutes // 37, at South Florida (11/14/24)

- Leads the team in points off the bench at 11.0 ppg
- Scored a career-high 25 pts in a reserve role at Dayton on 12.19
- Made her first career start at South Fla. (Nov. 14) and scored 15 pts with a career-best five 3-pt FG made
- Tallied double-digit pts off the bench in six games
- First Dore since 2018 to score 25 pts off the bench (at Dayton - 12.19)
- Collected three steals in back-to-back games

| | SUPERLATIVES | 24-25 CAREER | SUPERLATIVES | 24-25 CAREER |
|-----------------|--------------|--------------|------------------|--------------|
| 10+ POINTS | 7 | 10 | 3+ STEALS | 4 5 |
| 15+ POINTS | 3 | 4 | 2+ BLOCKS | -- -- |
| 20+ POINTS | 1 | 1 | DOUBLE-DOUBLES | -- -- |
| 30+ POINTS | -- | -- | LED VANDY IN PTS | 1 1 |
| MADE 3+ 3-PT FG | 2 | 3 | LED VANDY IN REB | -- -- |
| 10+ REBS | -- | -- | LED VANDY IN AST | 1 2 |
| 3+ ASSISTS | 3 | 4 | LED VANDY IN STL | 1 2 |
| | | | LED VANDY IN BLK | -- -- |

GAME-BY-GAME

| DATE | OPPONENT | GS | MIN | FGM/A | FG% | 3FG/A | 3P% | FTM/A | FG% | OFF | DEF | TOT | AVG | PF | AST | T/O | BLK | STL | PTS | AVG |
|--------------|--------------------|----------|---------------|---------------|-------------|--------------|-------------|--------------|-------------|-----------|-----------|-----------|------------|-----------|-----------|-----------|----------|-----------|------------|------------|
| 11.4.24 | LIPSCOMB | | 28:25 | 6-10 | .600 | 0-1 | .000 | 2-2 | 1.000 | 0 | 5 | 5 | 5.0 | 2 | 4 | 4 | 0 | 6 | 14 | 14.0 |
| 11.8.24 | AUSTIN PEAY | | 30:15 | 3-10 | .300 | 1-1 | 1.000 | 6-6 | 1.000 | 1 | 3 | 4 | 4.5 | 2 | 3 | 2 | 1 | 2 | 13 | 13.5 |
| 11.14.24 | AT SOUTH FLORIDA * | | 37:10 | 5-9 | .556 | 5-8 | .625 | 0-0 | .000 | 2 | 2 | 4 | 4.3 | 1 | 1 | 3 | 0 | 1 | 15 | 14.0 |
| 11.17.24 | BUTLER | * | 20:20 | 0-2 | .000 | 0-2 | .000 | 0-0 | .000 | 0 | 2 | 2 | 3.8 | 3 | 1 | 5 | 0 | 3 | 0 | 10.5 |
| 11.20.24 | HAMPTON | | 22:50 | 4-6 | .667 | 1-2 | .500 | 2-2 | 1.000 | 0 | 2 | 2 | 3.4 | 3 | 1 | 1 | 0 | 1 | 11 | 10.6 |
| 11.22.24 | SAMFORD | | 27:01 | 7-9 | .778 | 0-0 | .000 | 2-2 | 1.000 | 1 | 3 | 4 | 3.5 | 3 | 6 | 2 | 0 | 1 | 16 | 11.5 |
| 11.26.24 | VS. ARIZONA | * | 18:04 | 1-4 | .250 | 0-2 | .000 | 1-2 | .500 | 2 | 1 | 3 | 3.4 | 2 | 0 | 4 | 0 | 0 | 3 | 10.3 |
| 11.27.24 | VS. MICHIGAN ST. | * | 28:38 | 2-8 | .250 | 0-2 | .000 | 0-0 | .000 | 0 | 1 | 1 | 3.1 | 3 | 1 | 2 | 0 | 2 | 4 | 9.5 |
| 12.1.24 | APPALACHIAN ST. | | 16:07 | 2-8 | .250 | 1-5 | .200 | 1-1 | 1.000 | 0 | 2 | 2 | 3.0 | 2 | 1 | 2 | 0 | 0 | 6 | 9.1 |
| 12.4.24 | AT MIAMI | | 19:50 | 3-4 | .750 | 1-1 | 1.000 | 0-0 | .000 | 0 | 0 | 0 | 2.7 | 1 | 3 | 1 | 0 | 0 | 7 | 8.9 |
| 12.14.24 | EVANSVILLE | | 21:51 | 1-5 | .200 | 0-2 | .000 | 2-2 | 1.000 | 1 | 2 | 3 | 2.7 | 1 | 1 | 0 | 0 | 3 | 4 | 8.5 |
| 12.19.24 | AT DAYTON | | 31:31 | 7-14 | .500 | 3-7 | .429 | 8-10 | .800 | 3 | 2 | 5 | 2.9 | 2 | 1 | 0 | 0 | 3 | 25 | 9.8 |
| 12.21.24 | WEST GEORGIA | | 11:26 | 0-6 | .000 | 0-1 | .000 | 2-2 | 1.000 | 2 | 1 | 3 | 2.9 | 0 | 1 | 0 | 0 | 1 | 2 | 9.2 |
| 12.29.24 | ALABAMA A&M | | 24:12 | 5-7 | .714 | 1-3 | .333 | 1-2 | .500 | 1 | 5 | 6 | 3.1 | 0 | 2 | 3 | 0 | 1 | 12 | 9.4 |
| 1.2.25 | GEORGIA | | | | | | | | | | | | | | | | | | | |
| 1.5.25 | KENTUCKY | | | | | | | | | | | | | | | | | | | |
| 1.9.25 | AT OLE MISS | | | | | | | | | | | | | | | | | | | |
| 1.13.25 | AT LSU | | | | | | | | | | | | | | | | | | | |
| 1.19.25 | TENNESSEE | | | | | | | | | | | | | | | | | | | |
| 1.23.25 | ARKANSAS | | | | | | | | | | | | | | | | | | | |
| 1.26.25 | AT ALABAMA | | | | | | | | | | | | | | | | | | | |
| 1.30.25 | AT FLORIDA | | | | | | | | | | | | | | | | | | | |
| 2.2.25 | OLE MISS | | | | | | | | | | | | | | | | | | | |
| 2.6.25 | AT TEXAS | | | | | | | | | | | | | | | | | | | |
| 2.13.25 | MISSISSIPPI STATE | | | | | | | | | | | | | | | | | | | |
| 2.16.25 | AT AUBURN | | | | | | | | | | | | | | | | | | | |
| 2.20.25 | AT OKLAHOMA | | | | | | | | | | | | | | | | | | | |
| 2.23.25 | SOUTH CAROLINA | | | | | | | | | | | | | | | | | | | |
| 2.27.25 | TEXAS A&M | | | | | | | | | | | | | | | | | | | |
| 3.2.25 | AT MISSOURI | | | | | | | | | | | | | | | | | | | |
| TOTAL | | 4 | 337:40 | 46-102 | .451 | 13-37 | .351 | 27-31 | .871 | 13 | 31 | 44 | 3.1 | 25 | 26 | 29 | 1 | 24 | 132 | 9.4 |

CAREER STATS

| YEAR | GP | GS | MIN | AVG | FG | FGA | PCT | 3FG | 3FGA | 3PCT | FT | FTA | PCT | OFF | DEF | TOT | AVG | PF | FO | AST | TO | BLK | STL | PTS | AVG |
|---------------|-----------|----------|------------|-------------|-----------|------------|-------------|-----------|-----------|-------------|-----------|-----------|-------------|-----------|-----------|-----------|------------|-----------|----------|-----------|-----------|----------|-----------|------------|------------|
| 2023-24 | 11 | 0 | 217 | 19.7 | 31 | 73 | .425 | 10 | 28 | .357 | 4 | 6 | .667 | 5 | 11 | 16 | 1.5 | 22 | 0 | 13 | 14 | 0 | 15 | 76 | 6.9 |
| 2024-25 | 14 | 4 | 338 | 24.1 | 46 | 102 | .451 | 13 | 37 | .351 | 27 | 31 | .871 | 13 | 31 | 44 | 3.1 | 25 | 0 | 26 | 29 | 1 | 24 | 132 | 9.4 |
| CAREER | 25 | 4 | 555 | 22.2 | 77 | 175 | .440 | 23 | 65 | .354 | 31 | 37 | .838 | 18 | 42 | 60 | 2.4 | 47 | 0 | 39 | 43 | 1 | 39 | 208 | 8.3 |



5 LEILANI KAPINUS

@leilani_kapinus
 @leilani_kapinus
 @leilani_kapinus

G // 5-10 // Gr. // Madison, Wis. (Penn State)**SEASON HIGHS**

Points // 11, Samford (11/22/24)
 FG Made // 5, Evansville (12/14/24)
 FG Attempts // 9 (2x), Last: Evansville (12/14/24)
 3-Pt Made // 2, Appalachian State (12/1/24)
 3-Pt Attempt // 4, Samford (11/22/24)
 FT Made // 5, vs. Arizona (11/26/24)
 FT Attempt // 6, vs. Arizona (11/26/24)
 Rebounds // 11, Evansville (12/14/24)
 Assists // 6, Samford (11/22/24)
 Steals // 4, Samford (11/22/24)
 Blocks // 2 (2x), vs. Arizona (11/26/24)
 Minutes // 26, Samford (11/22/24)

CAREER HIGHS

Points // 25, vs. Saint Francis (Pa.) (12/17/23)
 FG Made // 10, Navy (11/10/23)
 FG Attempts // 18, at Rutgers (02/13/22)
 3-Pt Made // 3 (2x), Last: vs. Iowa (03/08/24)
 3-Pt Attempt // 6, vs. Iowa (03/08/24)
 FT Made // 9, vs. Rutgers (03/02/22)
 FT Attempt // 12, at Iowa (01/14/23)
 Rebounds // 15, George Mason (03/21/24)
 Assists // 6 (2x), Last: Samford (11/22/24)
 Steals // 9, Fairfield (11/11/22)
 Blocks // 5, vs. Mississippi State (03/28/24)
 Minutes // 41, at Rutgers (01/26/23)

- Scored 1,104 career collegiate points over 108 games
- Collected two double-doubles this season
11 pts, 10 reb vs. Samford (Nov. 22) & 10 pts, 11 reb vs. Evansville (Dec. 14)
- Comes to Vanderbilt after a being a three-year starter at Penn State
- Scored 1,029 points, pulled down 610 rebounds, and dished out 210 assists in three seasons with the Nittany Lions
- Ranks ninth in Penn State history in steals per game (2.4) and blocks per game (1.1)

| | SUPERLATIVES | 24-25 CAREER | SUPERLATIVES | 24-25 CAREER |
|-----------------|--------------|--------------|------------------|--------------|
| 10+ POINTS | 3 | 62 | 3+ STEALS | 5 42 |
| 15+ POINTS | -- | 24 | 2+ BLOCKS | 2 29 |
| 20+ POINTS | -- | 6 | DOUBLE-DOUBLES | 2 14 |
| 30+ POINTS | -- | -- | LED VANDY IN PTS | -- -- |
| MADE 3+ 3-PT FG | -- | 2 | LED VANDY IN REB | 1 1 |
| 10+ REBS | 2 | 16 | LED VANDY IN AST | 1 1 |
| 3+ ASSISTS | 4 | 45 | LED VANDY IN STL | 1 1 |
| | | | LED VANDY IN BLK | 4 4 |

GAME-BY-GAME

| DATE | OPPONENT | GS | MIN | FGM/A | FG% | 3FG/A | 3P% | FTM/A | FG% | OFF | DEF | TOT | AVG | PF | AST | T/O | BLK | STL | PTS | AVG | |
|--------------|-------------------|----------|---------------|--------------|-------------|-------------|-------------|--------------|-------------|-----------|-----------|-----------|------------|-----------|-----------|-----------|----------|-----------|-----------|------------|--|
| 11.4.24 | LIPSCOMB | | | | | | | | | | | | | | | | | | | | |
| DNP - INJURY | | | | | | | | | | | | | | | | | | | | | |
| 11.8.24 | AUSTIN PEAY | | 21:15 | 3-8 | .375 | 0-1 | .000 | 1-1 | 1.000 | 2 | 4 | 6 | 6.0 | 1 | 1 | 2 | 2 | 1 | 7 | 7.0 | |
| 11.14.24 | AT SOUTH FLORIDA | | 10:59 | 0-2 | .000 | 0-1 | .000 | 0-0 | .000 | 0 | 0 | 0 | 3.0 | 2 | 0 | 1 | 0 | 0 | 0 | 3.5 | |
| 11.17.24 | BUTLER | | 19:58 | 2-3 | .667 | 0-0 | .000 | 0-0 | .000 | 0 | 0 | 0 | 2.0 | 1 | 2 | 2 | 1 | 3 | 4 | 3.7 | |
| 11.20.24 | HAMPTON | | 17:23 | 3-4 | .750 | 1-1 | 1.000 | 2-2 | 1.000 | 2 | 0 | 2 | 2.0 | 2 | 5 | 1 | 0 | 2 | 9 | 5.0 | |
| 11.22.24 | SAMFORD | | 25:43 | 4-9 | .444 | 1-4 | .250 | 2-4 | .500 | 7 | 3 | 10 | 3.6 | 2 | 6 | 1 | 1 | 4 | 11 | 6.2 | |
| 11.26.24 | VS. ARIZONA | | 25:22 | 1-3 | .333 | 0-1 | .000 | 5-6 | .833 | 1 | 2 | 3 | 3.5 | 2 | 1 | 0 | 2 | 3 | 7 | 6.3 | |
| 11.27.24 | VS. MICHIGAN ST. | | 19:53 | 0-1 | .000 | 0-0 | .000 | 1-2 | .500 | 0 | 3 | 3 | 3.4 | 1 | 1 | 1 | 1 | 2 | 1 | 5.6 | |
| 12.1.24 | APPALACHIAN ST. | | 17:12 | 2-4 | .500 | 2-3 | .667 | 0-0 | .000 | 2 | 5 | 7 | 3.9 | 2 | 3 | 0 | 0 | 3 | 6 | 5.6 | |
| 12.4.24 | AT MIAMI | | 23:32 | 3-7 | .429 | 0-1 | .000 | 2-3 | .667 | 3 | 1 | 4 | 3.9 | 4 | 2 | 0 | 0 | 1 | 8 | 5.9 | |
| 12.14.24 | EVANSVILLE | | 22:19 | 5-9 | .556 | 0-1 | .000 | 0-0 | .000 | 6 | 5 | 11 | 4.6 | 1 | 2 | 2 | 0 | 5 | 10 | 6.3 | |
| 12.19.24 | AT DAYTON | | 11:25 | 0-3 | .000 | 0-1 | .000 | 0-0 | .000 | 0 | 0 | 0 | 4.2 | 1 | 0 | 1 | 0 | 1 | 0 | 5.7 | |
| 12.21.24 | WEST GEORGIA | | 23:40 | 4-7 | .571 | 1-3 | .333 | 1-1 | 1.000 | 0 | 1 | 1 | 3.9 | 3 | 4 | 2 | 1 | 1 | 10 | 6.1 | |
| 12.29.24 | ALABAMA A&M | | 18:30 | 1-1 | 1.000 | 0-0 | .000 | 0-0 | .000 | 1 | 1 | 2 | 3.8 | 1 | 3 | 2 | 0 | 0 | 2 | 5.8 | |
| 1.2.25 | GEORGIA | | | | | | | | | | | | | | | | | | | | |
| 1.5.25 | KENTUCKY | | | | | | | | | | | | | | | | | | | | |
| 1.9.25 | AT OLE MISS | | | | | | | | | | | | | | | | | | | | |
| 1.13.25 | AT LSU | | | | | | | | | | | | | | | | | | | | |
| 1.19.25 | TENNESSEE | | | | | | | | | | | | | | | | | | | | |
| 1.23.25 | ARKANSAS | | | | | | | | | | | | | | | | | | | | |
| 1.26.25 | AT ALABAMA | | | | | | | | | | | | | | | | | | | | |
| 1.30.25 | AT FLORIDA | | | | | | | | | | | | | | | | | | | | |
| 2.2.25 | OLE MISS | | | | | | | | | | | | | | | | | | | | |
| 2.6.25 | AT TEXAS | | | | | | | | | | | | | | | | | | | | |
| 2.13.25 | MISSISSIPPI STATE | | | | | | | | | | | | | | | | | | | | |
| 2.16.25 | AT AUBURN | | | | | | | | | | | | | | | | | | | | |
| 2.20.25 | AT OKLAHOMA | | | | | | | | | | | | | | | | | | | | |
| 2.23.25 | SOUTH CAROLINA | | | | | | | | | | | | | | | | | | | | |
| 2.27.25 | TEXAS A&M | | | | | | | | | | | | | | | | | | | | |
| 3.2.25 | AT MISSOURI | | | | | | | | | | | | | | | | | | | | |
| TOTAL | | 0 | 257:12 | 28-61 | .459 | 5-17 | .294 | 14-19 | .737 | 24 | 25 | 49 | 3.8 | 23 | 30 | 15 | 8 | 26 | 75 | 5.8 | |

CAREER STATS

| YEAR | GP | GS | MIN | AVG | FG | FGA | PCT | 3FG | 3FGA | 3PCT | FT | FTA | PCT | OFF | DEF | TOT | AVG | PF | FO | AST | TO | BLK | STL | PTS | AVG | |
|-----------------------------|------------|-----------|-------------|-------------|------------|------------|-------------|-----------|------------|-------------|------------|------------|-------------|------------|------------|------------|------------|------------|-----------|------------|------------|------------|------------|-------------|-------------|--|
| 2020-21* | | | | | | | | | | | | | | | | | | | | | | | | | | |
| MISSED SEASON DUE TO INJURY | | | | | | | | | | | | | | | | | | | | | | | | | | |
| 2021-22* | 29 | 29 | 746 | 25.7 | 104 | 242 | .430 | 13 | 56 | .232 | 57 | 85 | .671 | 45 | 120 | 165 | 5.7 | 85 | 2 | 46 | 74 | 33 | 59 | 278 | 9.6 | |
| 2022-22* | 31 | 31 | 930 | 30.0 | 126 | 288 | .438 | 10 | 54 | .185 | 86 | 129 | .667 | 53 | 155 | 208 | 6.7 | 98 | 7 | 90 | 111 | 31 | 97 | 348 | 11.2 | |
| 2023-24* | 35 | 34 | 921 | 26.3 | 156 | 269 | .580 | 25 | 61 | .410 | 66 | 103 | .641 | 43 | 194 | 237 | 6.8 | 105 | 6 | 74 | 89 | 45 | 72 | 403 | 11.5 | |
| 2024-25 | 13 | 0 | 257 | 19.8 | 28 | 61 | .459 | 5 | 17 | .294 | 14 | 19 | .737 | 24 | 25 | 49 | 3.8 | 23 | 0 | 30 | 15 | 8 | 26 | 75 | 5.8 | |
| VANDY | 13 | 0 | 257 | 19.8 | 28 | 61 | .459 | 5 | 17 | .294 | 14 | 19 | .737 | 24 | 25 | 49 | 3.8 | 23 | 0 | 30 | 15 | 8 | 26 | 75 | 5.8 | |
| CAREER | 108 | 94 | 2855 | 26.4 | 414 | 860 | .481 | 53 | 188 | .282 | 223 | 336 | .664 | 165 | 494 | 659 | 6.1 | 311 | 15 | 240 | 289 | 117 | 254 | 1104 | 10.2 | |

* at Penn State



10 JANE NWABA

@jane11nwaba
@jane11nwaba
@janenwaba

G // 5-10 // Gr. // Carson, Calif. (Pepperdine)

SEASON HIGHS

Points // 12, Appalachian State (12/1/24)
 FG Made // 4 (2x), Last: Appalachian State (12/1/24)
 FG Attempts // 10, Austin Peay (11/8/24)
 3-Pt Made // 3, Butler (11/17/24)
 3-Pt Attempt // 3 (3x), Evansville (12/14/24)
 FT Made // 3, Alabama A&M (12/29/24)
 FT Attempt // 3 (2x), Last: Alabama A&M (12/29/24)
 Rebounds // 6, Lipscomb (11/4/24)
 Assists // 3, Lipscomb (11/4/24)
 Steals // 2 (2x), Last: Appalachian State (12/1/24)
 Blocks // 3, Hampton (11/20/24)
 Minutes // 26, Butler (11/17/24)

CAREER HIGHS

Points // 22, San Francisco (02/01/24)
 FG Made // 8, San Francisco (02/01/24)
 FG Attempts // 18, Pacific (02/22/24)
 3-Pt Made // 3 (2x), Last: Butler (11/17/24)
 3-Pt Attempt // 7, at Saint Mary's (01/07/23)
 FT Made // 8, Gonzaga (12/29/22)
 FT Attempt // 12, Cal State LA (12/29/23)
 Rebounds // 12 (3x), Last: at LMU (01/27/24)
 Assists // 8, at San Francisco (02/01/24)
 Steals // 4, Cal State LA (12/29/23)
 Blocks // 3, Hampton (11/20/24)
 Minutes // 40 (2x), Last: Gonzaga (02/24/24)

- Made 12 starts for the Commodores this season
- Scored a season-high 12 pts vs. Appalachian State (Dec. 1)
- Her seven blocks is second on the team, one off the team lead
- Played four seasons at Pepperdine
- Collected 11 career double-doubles, with nine coming during '23-24
- Averaged 10.0 pts, 6.9 reb, 2.6 ast her the last 2 seasons at Pepperdine
- Appeared in 119 games with 76 starts in her collegiate career

| | 24-25 CAREER | | 24-25 CAREER | |
|-----------------|--------------|----|------------------|-------|
| 10+ POINTS | 1 | 37 | 3+ STEALS | -- 8 |
| 15+ POINTS | -- | 9 | 2+ BLOCKS | 2 10 |
| 20+ POINTS | -- | 1 | DOUBLE-DOUBLES | -- 11 |
| 30+ POINTS | -- | -- | LED VANDY IN PTS | -- -- |
| MADE 3+ 3-PT FG | 1 | 2 | LED VANDY IN REB | -- -- |
| 10+ REBS | -- | 14 | LED VANDY IN AST | -- -- |
| 3+ ASSISTS | 1 | 31 | LED VANDY IN STL | -- -- |
| | | | LED VANDY IN BLK | 3 3 |

GAME-BY-GAME

| DATE | OPPONENT | GS | MIN | FGM/A | FG% | 3FG/A | 3P% | FTM/A | FG% | OFF | DEF | TOT | AVG | PF | AST | T/O | BLK | STL | PTS | AVG | |
|--------------|-------------------|----|-----------|---------------|--------------|-------------|-------------|-------------|--------------|-------------|-----------|-----------|-----------|------------|-----------|-----------|-----------|----------|-----------|-----------|------------|
| 11.4.24 | LIPSCOMB | * | 22:39 | 3-4 | .750 | 0-0 | .000 | 0-0 | .000 | 1 | 5 | 6 | 6.0 | 2 | 3 | 1 | 0 | 1 | 6 | 6.0 | |
| 11.8.24 | AUSTIN PEAY | * | 20:30 | 4-10 | .400 | 0-2 | .000 | 1-1 | 1.000 | 3 | 0 | 3 | 4.5 | 1 | 2 | 0 | 2 | 2 | 9 | 7.5 | |
| 11.14.24 | AT SOUTH FLORIDA | * | 22:54 | 2-7 | .286 | 0-2 | .000 | 0-0 | .000 | 0 | 3 | 3 | 4.0 | 1 | 1 | 1 | 0 | 1 | 4 | 6.3 | |
| 11.17.24 | BUTLER | * | 25:51 | 3-4 | .750 | 3-3 | 1.000 | 0-0 | .000 | 2 | 2 | 4 | 4.0 | 2 | 1 | 2 | 1 | 1 | 9 | 7.0 | |
| 11.20.24 | HAMPTON | * | 15:51 | 3-5 | .600 | 0-2 | .000 | 2-2 | 1.000 | 0 | 1 | 1 | 3.4 | 0 | 1 | 2 | 3 | 1 | 8 | 7.2 | |
| 11.22.24 | SAMFORD | * | 13:59 | 3-5 | .600 | 0-0 | .000 | 2-3 | .667 | 2 | 1 | 3 | 3.3 | 1 | 0 | 0 | 0 | 1 | 8 | 7.3 | |
| 11.26.24 | VS. ARIZONA | | 03:30 | 0-0 | .000 | 0-0 | .000 | 1-2 | .500 | 0 | 0 | 0 | 2.9 | 1 | 0 | 1 | 0 | 0 | 1 | 6.4 | |
| 11.27.24 | VS. MICHIGAN ST. | | 02:41 | 0-0 | .000 | 0-0 | .000 | 0-0 | .000 | 0 | 0 | 0 | 2.5 | 0 | 0 | 1 | 0 | 0 | 0 | 5.6 | |
| 12.4.24 | APPALACHIAN ST. | * | 22:12 | 4-5 | .800 | 2-2 | 1.000 | 2-2 | 1.000 | 2 | 3 | 5 | 2.8 | 1 | 1 | 0 | 1 | 2 | 12 | 6.3 | |
| 12.1.24 | AT MIAMI | * | 09:01 | 1-3 | .333 | 0-2 | .000 | 0-0 | .000 | 1 | 0 | 1 | 2.6 | 2 | 1 | 0 | 0 | 0 | 2 | 5.9 | |
| 12.14.24 | EVANSVILLE | * | 15:30 | 1-5 | .200 | 0-3 | .000 | 0-0 | .000 | 1 | 0 | 1 | 2.5 | 0 | 2 | 0 | 0 | 1 | 2 | 5.5 | |
| 12.19.24 | AT DAYTON | * | 11:38 | 1-2 | .500 | 0-1 | .000 | 1-1 | 1.000 | 1 | 1 | 2 | 2.4 | 0 | 0 | 0 | 0 | 0 | 3 | 5.3 | |
| 12.21.24 | WEST GEORGIA | * | 15:03 | 2-2 | 1.000 | 1-1 | 1.000 | 0-0 | .000 | 1 | 1 | 2 | 2.4 | 1 | 1 | 1 | 0 | 1 | 5 | 5.3 | |
| 12.29.24 | ALABAMA A&M | * | 18:31 | 3-4 | .750 | 0-1 | .000 | 3-3 | 1.000 | 1 | 2 | 3 | 2.4 | 2 | 2 | 1 | 0 | 0 | 9 | 5.6 | |
| 1.2.25 | GEORGIA | | | | | | | | | | | | | | | | | | | | |
| 1.5.25 | KENTUCKY | | | | | | | | | | | | | | | | | | | | |
| 1.9.25 | AT OLE MISS | | | | | | | | | | | | | | | | | | | | |
| 1.13.25 | AT LSU | | | | | | | | | | | | | | | | | | | | |
| 1.19.25 | TENNESSEE | | | | | | | | | | | | | | | | | | | | |
| 1.23.25 | ARKANSAS | | | | | | | | | | | | | | | | | | | | |
| 1.26.25 | AT ALABAMA | | | | | | | | | | | | | | | | | | | | |
| 1.30.25 | AT FLORIDA | | | | | | | | | | | | | | | | | | | | |
| 2.2.25 | OLE MISS | | | | | | | | | | | | | | | | | | | | |
| 2.6.25 | AT TEXAS | | | | | | | | | | | | | | | | | | | | |
| 2.13.25 | MISSISSIPPI STATE | | | | | | | | | | | | | | | | | | | | |
| 2.16.25 | AT AUBURN | | | | | | | | | | | | | | | | | | | | |
| 2.20.25 | AT OKLAHOMA | | | | | | | | | | | | | | | | | | | | |
| 2.23.25 | SOUTH CAROLINA | | | | | | | | | | | | | | | | | | | | |
| 2.27.25 | TEXAS A&M | | | | | | | | | | | | | | | | | | | | |
| 3.2.25 | AT MISSOURI | | | | | | | | | | | | | | | | | | | | |
| TOTAL | | | 12 | 219:48 | 30-56 | .536 | 6-19 | .316 | 12-14 | .857 | 15 | 19 | 34 | 2.4 | 14 | 15 | 10 | 7 | 11 | 78 | 5.6 |

CAREER STATS

| YEAR | GP | GS | MIN | AVG | FG | FGA | PCT | 3FG | 3FGA | 3PCT | FT | FTA | PCT | OFF | DEF | TOT | AVG | PF | FO | AST | TO | BLK | STL | PTS | AVG |
|---------------|------------|-----------|-------------|-------------|------------|------------|-------------|-----------|------------|-------------|------------|------------|-------------|------------|------------|------------|------------|------------|----------|------------|------------|-----------|------------|------------|------------|
| 2020-21* | 23 | 1 | 335 | 14.6 | 35 | 76 | .461 | 0 | 3 | .000 | 10 | 25 | .400 | 35 | 42 | 77 | 3.3 | 27 | 0 | 12 | 24 | 5 | 19 | 80 | 3.5 |
| 2021-22* | 23 | 4 | 364 | 15.8 | 45 | 100 | .450 | 5 | 24 | .208 | 17 | 23 | .739 | 26 | 51 | 77 | 3.3 | 51 | 4 | 21 | 27 | 10 | 16 | 112 | 4.9 |
| 2022-22* | 29 | 29 | 920 | 31.7 | 95 | 244 | .389 | 18 | 69 | .261 | 61 | 94 | .649 | 79 | 98 | 177 | 6.1 | 76 | 2 | 70 | 65 | 10 | 28 | 269 | 9.3 |
| 2023-24* | 30 | 30 | 930 | 31.0 | 131 | 314 | .417 | 12 | 54 | .222 | 47 | 84 | .560 | 79 | 149 | 228 | 7.6 | 74 | 1 | 84 | 122 | 19 | 39 | 321 | 10.7 |
| 2024-25 | 14 | 12 | 220 | 15.7 | 30 | 56 | .536 | 6 | 19 | .316 | 12 | 14 | .857 | 15 | 19 | 34 | 2.4 | 14 | 0 | 15 | 10 | 7 | 11 | 78 | 5.6 |
| VANDY | 14 | 12 | 220 | 15.7 | 30 | 56 | .536 | 6 | 19 | .316 | 12 | 14 | .857 | 15 | 19 | 34 | 2.4 | 14 | 0 | 15 | 10 | 7 | 11 | 78 | 5.6 |
| CAREER | 119 | 76 | 2769 | 23.3 | 336 | 790 | .425 | 41 | 169 | .243 | 147 | 240 | .613 | 234 | 359 | 593 | 5.0 | 242 | 7 | 202 | 248 | 51 | 113 | 860 | 7.2 |

* at Pepperdine



11 JORDYN OLIVER

@jordynoliver11
 @jordynoliver11
 @jordynoliver11

G // 5-10 // Gr. // Prosper, Texas (Baylor • Duke)

SEASON HIGHS

Points // 10, vs. Michigan St. (11/27/24)
 FG Made // 5, vs. Michigan St. (11/27/24)
 FG Attempts // 10, Samford (11/22/24)
 3-Pt Made // --
 3-Pt Attempt // --
 FT Made // 2 (2x), Last: App State (12/1/24)
 FT Attempt // 2 (3x), Last: App State (12/1/24)
 Rebounds // 9, at Miami (12/04/24)
 Assists // 8, vs. Alabama A&M (12/29/24)
 Steals // 4, West Georgia (12/21/24)
 Blocks // 3 (2x), Last: West Georgia (12/21/24)
 Minutes // 38, at Dayton (12/19/24)

CAREER HIGHS

Points // 15 (2x), Last: Western Kentucky (11/15/23)
 FG Made // 7, Western Kentucky (11/15/23)
 FG Attempts // 11, vs. Jackson State (03/21/21)
 3-Pt Made // 1 (3x), Last: Northern Iowa (11/25/23)
 3-Pt Attempt // 2 (2x), Last: at Kansas (01/15/20)
 FT Made // 4, Grambling State (11/08/19)
 FT Attempt // 6, Grambling State (11/08/19)
 Rebounds // 11 (2x), Last: Northern Iowa (11/25/23)
 Assists // 10, Northwestern State (12/18/20)
 Steals // 4 (3x), Last: West Georgia (12/21/24)
 Blocks // 3 (3x), Last: West Georgia (12/21/24)
 Minutes // 38, at Dayton (12/19/24)

- One of two players to start every game this season
- Started in 37 of the 46 games she has played in at Vanderbilt
- Dished out three or more assists in nine of her last 13 games
- Handed out season-best eight assists vs. Alabama A&M (Dec. 21)
- Spent two seasons at Baylor ('19-21) then two years at Duke ('21-23)
- Appeared in 126 collegiate games with 46 starts
- ESPN 5-Star Recruit & McDonald's All-American ('19)

| SUPERLATIVES | 24-25 CAREER | SUPERLATIVES | 24-25 CAREER |
|-----------------|--------------|------------------|--------------|
| 10+ POINTS | 1 | 3+ STEALS | 4 |
| 15+ POINTS | -- | 2+ BLOCKS | 2 |
| 20+ POINTS | -- | DOUBLE-DOUBLES | -- |
| 30+ POINTS | -- | LED VANDY IN PTS | -- |
| MADE 3+ 3-PT FG | -- | LED VANDY IN REB | 2 |
| 10+ REBS | -- | LED VANDY IN AST | 5 |
| 3+ ASSISTS | 9 | LED VANDY IN STL | 2 |
| | 51 | LED VANDY IN BLK | 3 |

GAME-BY-GAME

| DATE | OPPONENT | GS | MIN | FGM/A | FG% | 3FG/A | 3P% | FTM/A | FG% | OFF | DEF | TOT | AVG | PF | AST | T/O | BLK | STL | PTS | AVG | |
|--------------|-------------------|----|-----------|---------------|--------------|-------------|------------|-------------|------------|-------------|-----------|-----------|-----------|------------|-----------|-----------|-----------|----------|-----------|-----------|------------|
| 11.4.24 | LIPSCOMB | * | 19:02 | 1-2 | .500 | 0-0 | .000 | 0-0 | .000 | 3 | 1 | 4 | 4.0 | 1 | 2 | 2 | 0 | 0 | 2 | 2.0 | |
| 11.8.24 | AUSTIN PEAY | * | 23:00 | 1-4 | .250 | 0-0 | .000 | 2-2 | 1.000 | 2 | 5 | 7 | 5.5 | 1 | 2 | 1 | 0 | 0 | 4 | 3.0 | |
| 11.14.24 | AT SOUTH FLORIDA | * | 29:24 | 2-7 | .286 | 0-0 | .000 | 0-0 | .000 | 4 | 3 | 7 | 6.0 | 1 | 3 | 1 | 0 | 2 | 4 | 3.3 | |
| 11.17.24 | BUTLER | * | 32:48 | 1-3 | .333 | 0-0 | .000 | 0-0 | .000 | 1 | 2 | 3 | 5.3 | 2 | 6 | 1 | 0 | 2 | 2 | 3.0 | |
| 11.20.24 | HAMPTON | * | 18:18 | 2-4 | .500 | 0-0 | .000 | 0-0 | .000 | 2 | 1 | 3 | 4.8 | 0 | 3 | 1 | 0 | 0 | 4 | 3.2 | |
| 11.22.24 | SAMFORD | * | 24:30 | 3-10 | .300 | 0-0 | .000 | 1-2 | .500 | 3 | 4 | 7 | 5.2 | 1 | 3 | 0 | 0 | 1 | 7 | 3.8 | |
| 11.26.24 | VS. ARIZONA | * | 36:55 | 1-4 | .250 | 0-0 | .000 | 0-0 | .000 | 4 | 4 | 8 | 5.6 | 1 | 0 | 3 | 0 | 2 | 2 | 3.6 | |
| 11.27.24 | VS. MICHIGAN ST. | * | 37:19 | 5-7 | .714 | 0-0 | .000 | 0-0 | .000 | 2 | 4 | 6 | 5.6 | 2 | 4 | 3 | 1 | 3 | 10 | 4.4 | |
| 12.1.24 | APPALACHIAN ST. | * | 19:48 | 3-4 | .750 | 0-0 | .000 | 2-2 | 1.000 | 2 | 1 | 3 | 5.3 | 0 | 4 | 0 | 0 | 0 | 8 | 4.8 | |
| 12.4.24 | AT MIAMI | * | 37:06 | 1-3 | .333 | 0-0 | .000 | 0-0 | .000 | 3 | 6 | 9 | 5.7 | 0 | 4 | 2 | 0 | 0 | 2 | 4.5 | |
| 12.14.24 | EVANSVILLE | * | 24:38 | 3-4 | .750 | 0-0 | .000 | 0-0 | .000 | 2 | 2 | 4 | 5.5 | 2 | 1 | 2 | 0 | 3 | 6 | 4.6 | |
| 12.19.24 | AT DAYTON | * | 38:20 | 2-4 | .500 | 0-0 | .000 | 2-2 | 1.000 | 3 | 2 | 5 | 5.5 | 2 | 7 | 1 | 3 | 1 | 6 | 4.8 | |
| 12.21.24 | WEST GEORGIA | * | 17:45 | 0-0 | .000 | 0-0 | .000 | 0-0 | .000 | 1 | 1 | 2 | 5.2 | 0 | 2 | 2 | 3 | 4 | 0 | 4.4 | |
| 12.29.24 | ALABAMA A&M | * | 31:09 | 2-5 | .400 | 0-0 | .000 | 0-0 | .000 | 1 | 6 | 7 | 5.4 | 2 | 8 | 1 | 0 | 3 | 4 | 4.4 | |
| 1.2.25 | GEORGIA | | | | | | | | | | | | | | | | | | | | |
| 1.5.25 | KENTUCKY | | | | | | | | | | | | | | | | | | | | |
| 1.9.25 | AT OLE MISS | | | | | | | | | | | | | | | | | | | | |
| 1.13.25 | AT LSU | | | | | | | | | | | | | | | | | | | | |
| 1.19.25 | TENNESSEE | | | | | | | | | | | | | | | | | | | | |
| 1.23.25 | ARKANSAS | | | | | | | | | | | | | | | | | | | | |
| 1.26.25 | AT ALABAMA | | | | | | | | | | | | | | | | | | | | |
| 1.30.25 | AT FLORIDA | | | | | | | | | | | | | | | | | | | | |
| 2.2.25 | OLE MISS | | | | | | | | | | | | | | | | | | | | |
| 2.6.25 | AT TEXAS | | | | | | | | | | | | | | | | | | | | |
| 2.13.25 | MISSISSIPPI STATE | | | | | | | | | | | | | | | | | | | | |
| 2.16.25 | AT AUBURN | | | | | | | | | | | | | | | | | | | | |
| 2.20.25 | AT OKLAHOMA | | | | | | | | | | | | | | | | | | | | |
| 2.23.25 | SOUTH CAROLINA | | | | | | | | | | | | | | | | | | | | |
| 2.27.25 | TEXAS A&M | | | | | | | | | | | | | | | | | | | | |
| 3.2.25 | AT MISSOURI | | | | | | | | | | | | | | | | | | | | |
| TOTAL | | | 14 | 390:01 | 27-61 | .443 | 0-0 | .000 | 7-8 | .875 | 33 | 42 | 75 | 5.4 | 15 | 49 | 20 | 7 | 21 | 61 | 4.4 |

CAREER STATS

| YEAR | GP | GS | MIN | AVG | FG | FGA | PCT | 3FG | 3FGA | 3PCT | FT | FTA | PCT | OFF | DEF | TOT | AVG | PF | FO | AST | TO | BLK | STL | PTS | AVG |
|---------------|------------|-----------|-------------|-------------|------------|------------|-------------|----------|-----------|-------------|-----------|------------|-------------|------------|------------|------------|------------|------------|----------|------------|------------|-----------|------------|------------|------------|
| 2019-20* | 23 | 0 | 220 | 9.6 | 25 | 62 | .403 | 2 | 9 | .222 | 13 | 31 | .419 | 5 | 33 | 38 | 1.7 | 19 | 0 | 54 | 26 | 9 | 9 | 65 | 2.8 |
| 2020-21* | 25 | 3 | 279 | 11.2 | 42 | 80 | .525 | 0 | 0 | .000 | 16 | 27 | .593 | 25 | 37 | 62 | 2.5 | 19 | 0 | 50 | 19 | 8 | 19 | 100 | 4.0 |
| 2021-22^ | | | | | | | | | | | | | | | | | | | | | | | | | |
| 2022-23^ | 33 | 7 | 571 | 17.3 | 56 | 121 | .463 | 0 | 2 | .000 | 12 | 32 | .375 | 27 | 89 | 116 | 3.5 | 28 | 0 | 63 | 38 | 9 | 31 | 124 | 3.8 |
| 2023-24 | 32 | 23 | 852 | 26.6 | 76 | 131 | .580 | 1 | 2 | .500 | 16 | 26 | .615 | 58 | 100 | 158 | 4.9 | 42 | 0 | 92 | 47 | 9 | 33 | 169 | 5.3 |
| 2024-25 | 14 | 14 | 390 | 27.9 | 27 | 61 | .443 | 0 | 0 | .000 | 7 | 8 | .875 | 33 | 42 | 75 | 5.4 | 15 | 0 | 49 | 20 | 7 | 21 | 61 | 4.4 |
| VANDY | 46 | 37 | 1242 | 27.0 | 103 | 192 | .536 | 1 | 2 | .500 | 23 | 34 | .676 | 91 | 142 | 233 | 5.1 | 57 | 0 | 141 | 67 | 16 | 54 | 230 | 5.0 |
| CAREER | 127 | 47 | 2313 | 18.2 | 226 | 455 | .497 | 3 | 13 | .231 | 64 | 124 | .516 | 148 | 301 | 449 | 3.5 | 123 | 0 | 308 | 150 | 42 | 113 | 519 | 4.1 |

*at Baylor ^at Duke





12 KHAMIL PIERRE

@khamil.Pierre
@KhamilPierre

F // 6-2 // So. // Phoenix, Ariz. (Perry HS)

SEASON HIGHS

Points // 42, Evansville (12/14/24)
 FG Made // 19, Evansville (12/14/24)
 FG Attempts // 28, Evansville (12/14/24)
 3-Pt Made // --
 3-Pt Attempt // 1 (2x), Last: Butler (11/17/24)
 FT Made // 6 (2x), Last: at Miami (12/04/24)
 FT Attempt // 9, vs. Arizona (11/26/24)
 Rebounds // 18, Evansville (12/14/24)
 Assists // 5, at Dayton (12/19/24)
 Steals // 8, Evansville (12/14/24)
 Blocks // 1 (2x), Last: Alabama A&M (12/29/24)
 Minutes // 36 (2x), Last: at Miami (12/04/24)

CAREER HIGHS

Points // 42, Evansville (12/14/24)
 FG Made // 19, Evansville (12/14/24)
 FG Attempts // 28, Evansville (12/14/24)
 3-Pt Made // 1 (2x), Last: at Texas A&M (02/15/24)
 3-Pt Attempt // 1 (11x), Last: Butler (11/17/24)
 FT Made // 9, LSU (02/08/24)
 FT Attempt // 10, LSU (02/08/24)
 Rebounds // 18, Evansville (12/14/24)
 Assists // 5, at Dayton (12/19/24)
 Steals // 8, Evansville (12/14/24)
 Blocks // 2 (4x), Last: vs. Florida (03/07/24)
 Minutes // 36 (2x), Last: at Miami (12/04/24)

- USBWA National Players of the Week Team - Dec. 17
- Two-time SEC Player of the Week - Nov. 26, Dec. 17
- Leads NCAA Division I in field goals made with 129
- Comes into Thursday on a 16-game double-digit scoring streak
- Only NCAA Division I player averaging over 22.0 ppg & 11.5 rpg in '24-25
- Collected 10 double-doubles which is the third-most in NCAA D1
- Scored a school-record 42 pts vs. Evansville on Dec. 14

| SUPERLATIVES | | 24-25 CAREER | | SUPERLATIVES | | 24-25 CAREER | |
|--------------|----|--------------|------------------|--------------|----|------------------|----|
| 10+ POINTS | 13 | 27 | 3+ STEALS | 11 | 14 | 2+ BLOCKS | -- |
| 15+ POINTS | 11 | 17 | DOUBLE-DOUBLES | 10 | 14 | LED VANDY IN PTS | 8 |
| 20+ POINTS | 9 | 10 | LED VANDY IN REB | 13 | 21 | LED VANDY IN AST | 1 |
| 30+ POINTS | 1 | 1 | LED VANDY IN STL | 8 | 11 | LED VANDY IN BLK | 1 |
| 40+ POINTS | 1 | 1 | | | | | |
| 10+ REBS | 10 | 14 | | | | | |
| 3+ ASSISTS | 6 | 8 | | | | | |

GAME-BY-GAME

| DATE | OPPONENT | GS | MIN | FGM/A | FG% | 3FG/A | 3P% | FTM/A | FG% | OFF | DEF | TOT | AVG | PF | AST | T/O | BLK | STL | PTS | AVG | |
|--------------|-------------------|----|-----------|---------------|----------------|-------------|------------|-------------|--------------|-------------|-----------|-----------|------------|-------------|-----------|-----------|-----------|----------|-----------|------------|-------------|
| 11.4.24 | LIPSCOMB | * | 23:39 | 12-17 | .706 | 0-0 | .000 | 1-1 | 1.000 | 6 | 8 | 14 | 14.0 | 4 | 1 | 2 | 0 | 5 | 25 | 25.0 | |
| 11.8.24 | AUSTIN PEAY | * | 18:11 | 5-9 | .556 | 0-0 | .000 | 3-5 | .600 | 3 | 7 | 10 | 12.0 | 0 | 0 | 2 | 0 | 0 | 13 | 19.0 | |
| 11.14.24 | AT SOUTH FLORIDA | * | 27:40 | 8-16 | .500 | 0-1 | .000 | 1-2 | .500 | 2 | 8 | 10 | 11.3 | 2 | 0 | 1 | 0 | 1 | 17 | 18.3 | |
| 11.17.24 | BUTLER | * | 23:18 | 9-15 | .600 | 0-1 | .000 | 6-8 | .750 | 2 | 6 | 8 | 10.5 | 2 | 3 | 1 | 0 | 4 | 24 | 19.8 | |
| 11.20.24 | HAMPTON | * | 27:20 | 7-14 | .500 | 0-0 | .000 | 1-1 | 1.000 | 6 | 6 | 12 | 10.8 | 2 | 0 | 1 | 0 | 3 | 15 | 18.8 | |
| 11.22.24 | SAMFORD | * | 23:46 | 10-16 | .625 | 0-0 | .000 | 1-3 | .333 | 4 | 8 | 12 | 11.0 | 2 | 1 | 2 | 0 | 4 | 21 | 19.2 | |
| 11.26.24 | VS. ARIZONA | * | 36:12 | 10-18 | .556 | 0-0 | .000 | 5-9 | .556 | 3 | 12 | 15 | 11.6 | 3 | 3 | 5 | 0 | 7 | 25 | 20.0 | |
| 11.27.24 | VS. MICHIGAN ST. | * | 29:15 | 8-14 | .571 | 0-0 | .000 | 3-5 | .600 | 4 | 2 | 6 | 10.9 | 5 | 4 | 1 | 0 | 4 | 19 | 19.9 | |
| 12.1.24 | APPALACHIAN ST. | | | | | | | | | | | | | | | | | | | | |
| 12.4.24 | AT MIAMI | * | 35:45 | 11-17 | .647 | 0-0 | .000 | 6-8 | .750 | 8 | 5 | 13 | 11.1 | 3 | 0 | 3 | 0 | 4 | 28 | 20.8 | |
| 12.14.24 | EVANSVILLE | * | 32:32 | 19-28 | .679 | 0-0 | .000 | 4-6 | .667 | 9 | 9 | 18 | 11.8 | 4 | 1 | 1 | 1 | 8 | 42 | 22.9 | |
| 12.19.24 | AT DAYTON | * | 29:31 | 7-19 | .368 | 0-0 | .000 | 0-0 | .000 | 5 | 5 | 10 | 11.6 | 2 | 5 | 0 | 0 | 4 | 14 | 22.1 | |
| 12.21.24 | WEST GEORGIA | * | 22:43 | 10-15 | .667 | 0-0 | .000 | 3-4 | .750 | 4 | 6 | 10 | 11.5 | 4 | 3 | 1 | 1 | 3 | 23 | 22.2 | |
| 12.29.24 | ALABAMA A&M | * | 29:22 | 13-19 | .684 | 0-0 | .000 | 3-5 | .600 | 5 | 2 | 7 | 11.2 | 2 | 4 | 1 | 1 | 4 | 29 | 22.7 | |
| 1.2.25 | GEORGIA | | | | | | | | | | | | | | | | | | | | |
| 1.5.25 | KENTUCKY | | | | | | | | | | | | | | | | | | | | |
| 1.9.25 | AT OLE MISS | | | | | | | | | | | | | | | | | | | | |
| 1.13.25 | AT LSU | | | | | | | | | | | | | | | | | | | | |
| 1.19.25 | TENNESSEE | | | | | | | | | | | | | | | | | | | | |
| 1.23.25 | ARKANSAS | | | | | | | | | | | | | | | | | | | | |
| 1.26.25 | AT ALABAMA | | | | | | | | | | | | | | | | | | | | |
| 1.30.25 | AT FLORIDA | | | | | | | | | | | | | | | | | | | | |
| 2.2.25 | OLE MISS | | | | | | | | | | | | | | | | | | | | |
| 2.6.25 | AT TEXAS | | | | | | | | | | | | | | | | | | | | |
| 2.13.25 | MISSISSIPPI STATE | | | | | | | | | | | | | | | | | | | | |
| 2.16.25 | AT AUBURN | | | | | | | | | | | | | | | | | | | | |
| 2.20.25 | AT OKLAHOMA | | | | | | | | | | | | | | | | | | | | |
| 2.23.25 | SOUTH CAROLINA | | | | | | | | | | | | | | | | | | | | |
| 2.27.25 | TEXAS A&M | | | | | | | | | | | | | | | | | | | | |
| 3.2.25 | AT MISSOURI | | | | | | | | | | | | | | | | | | | | |
| TOTAL | | | 13 | 359:13 | 129-217 | .594 | 0-2 | .000 | 37-57 | .649 | 61 | 84 | 145 | 11.2 | 35 | 25 | 21 | 3 | 51 | 295 | 22.7 |

CAREER STATS

| YEAR | GP | GS | MIN | AVG | FG | FGA | PCT | 3FG | 3FGA | 3PCT | FT | FTA | PCT | OFF | DEF | TOT | AVG | PF | FO | AST | TO | BLK | STL | PTS | AVG |
|---------------|-----------|-----------|------------|-------------|------------|------------|-------------|----------|-----------|-------------|------------|------------|-------------|------------|------------|------------|------------|------------|----------|-----------|-----------|-----------|-----------|------------|-------------|
| 2023-24 | 33 | 11 | 634 | 19.2 | 112 | 267 | .419 | 2 | 9 | .222 | 68 | 102 | .667 | 63 | 112 | 175 | 5.3 | 86 | 2 | 22 | 55 | 15 | 33 | 294 | 8.9 |
| 2024-25 | 13 | 13 | 359 | 27.6 | 129 | 217 | .594 | 0 | 2 | .000 | 37 | 57 | .649 | 61 | 84 | 145 | 11.2 | 35 | 1 | 25 | 21 | 3 | 51 | 295 | 22.7 |
| CAREER | 46 | 24 | 993 | 21.6 | 241 | 484 | .498 | 2 | 11 | .182 | 105 | 159 | .660 | 124 | 196 | 320 | 7.0 | 121 | 3 | 47 | 76 | 18 | 84 | 589 | 12.8 |



13 JUSTINE PISSOTT

@justinepissott
@j.usssssyyy
@justinepissott

G/F // 6-4 // Jr. // Toms River, N.J. (Tennessee)

SEASON HIGHS

Points // 6, Samford (11/22/24)
FG Made // 2, Samford (11/22/24)
FG Attempts // 5, Hampton (11/20/24)
3-Pt Made // 2, Samford (11/22/24)
3-Pt Attempt // 3, Hampton (11/20/24)
FT Made // 2, Butler (11/17/24)
FT Attempt // 2 (2x), Last: West Georgia (12/21/24)
Rebounds // 7, Appalachian State (12/1/24)
Assists // 1 (3x), Last: West Georgia (12/21/24)
Steals // 1 (3x), Last: West Georgia (12/21/24)
Blocks // --
Minutes // 14, Butler (11/17/24)

CAREER HIGHS

Points // 17, Dayton (12/20/23)
FG Made // 6, Dayton (12/20/23)
FG Attempts // 13, Radford (12/31/23)
3-Pt Made // 5, Dayton (12/20/23)
3-Pt Attempt // 8, Georgia (03/03/24)
FT Made // 3, vs. Alabama State (11/20/23)
FT Attempt // 3, vs. Alabama State (11/20/23)
Rebounds // 7, Appalachian State (12/1/24)
Assists // 4 (2x), Last: at UT Martin (11/09/23)
Steals // 2 (2x), Last: at Missouri (02/29/24)
Blocks // 3, at UT Martin (11/09/23)
Minutes // 33 (2x), Last: Georgia (03/03/24)

- Pulled down a career-high 7 reb. vs. App State (Dec. 1)
- Made her 2024-25 debut vs. Butler on Nov. 17 and scored 4 pts
- Appeared in 42 games and made 28 starts at Vanderbilt
- Registered double-digit points in eight games
- Averages 1.0 3-pt FGM per game in her Vandy career
- Transferred to Vanderbilt after one season at Tennessee

| SUPERLATIVES | 24-25 CAREER | SUPERLATIVES | 24-25 CAREER |
|-----------------|--------------|------------------|--------------|
| 10+ POINTS | -- 8 | 3+ STEALS | -- -- |
| 15+ POINTS | -- 2 | 2+ BLOCKS | -- 2 |
| 20+ POINTS | -- -- | DOUBLE-DOUBLES | -- -- |
| 30+ POINTS | -- -- | LED VANDY IN PTS | -- -- |
| MADE 3+ 3-PT FG | -- 10 | LED VANDY IN REB | 1 1 |
| 10+ REBS | -- -- | LED VANDY IN AST | -- -- |
| 3+ ASSISTS | -- 3 | LED VANDY IN STL | -- -- |
| | | LED VANDY IN BLK | -- 9 |

GAME-BY-GAME

| DATE | OPPONENT | GS | MIN | FGM/A | FG% | 3FG/A | 3P% | FTM/A | FG% | OFF | DEF | TOT | AVG | PF | AST | T/O | BLK | STL | PTS | AVG | |
|--------------|-------------------|----------|--------------|-------------|-------------|-------------|-------------|------------|-------------|----------|-----------|-----------|------------|----------|----------|----------|----------|----------|-----------|------------|--|
| 11.4.24 | LIPSCOMB | | | | | | | | | | | | | | | | | | | | |
| 11.8.24 | AUSTIN PEAY | | | | | | | | | | | | | | | | | | | | |
| 11.14.24 | AT SOUTH FLORIDA | | | | | | | | | | | | | | | | | | | | |
| 11.17.24 | BUTLER | | 14:22 | 1-4 | .250 | 0-2 | .000 | 2-2 | 1.000 | 2 | 4 | 6 | 6.0 | 2 | 0 | 1 | 0 | 0 | 4 | 4.0 | |
| 11.20.24 | HAMPTON | | 09:51 | 1-5 | .200 | 1-3 | .333 | 0-0 | .000 | 1 | 1 | 2 | 4.0 | 2 | 0 | 0 | 0 | 1 | 3 | 3.5 | |
| 11.22.24 | SAMFORD | | 05:59 | 2-2 | 1.000 | 2-2 | 1.000 | 0-0 | .000 | 0 | 0 | 0 | 2.7 | 0 | 0 | 0 | 0 | 0 | 6 | 4.3 | |
| 11.26.24 | VS. ARIZONA | | 04:06 | 1-2 | .500 | 0-1 | .000 | 0-0 | .000 | 0 | 0 | 0 | 2.0 | 0 | 0 | 0 | 0 | 0 | 2 | 3.8 | |
| 11.27.24 | VS. MICHIGAN ST. | | 04:53 | 0-1 | .000 | 0-1 | .000 | 0-0 | .000 | 0 | 1 | 1 | 1.8 | 0 | 1 | 0 | 0 | 1 | 0 | 3.0 | |
| 12.1.24 | APPALACHIAN ST. | | 16:19 | 1-7 | .143 | 1-6 | .167 | 0-0 | .000 | 2 | 5 | 7 | 2.7 | 0 | 1 | 0 | 0 | 0 | 3 | 3.0 | |
| 12.4.24 | AT MIAMI | | | | | | | | | | | | | | | | | | | | |
| 12.14.24 | EVANSVILLE | | 07:29 | 1-3 | .333 | 0-1 | .000 | 0-0 | .000 | 1 | 0 | 1 | 2.4 | 0 | 0 | 0 | 0 | 0 | 2 | 2.9 | |
| 12.19.24 | AT DAYTON | | | | | | | | | | | | | | | | | | | | |
| 12.21.24 | WEST GEORGIA | | 11:13 | 1-2 | .500 | 1-1 | 1.000 | 0-2 | .000 | 1 | 4 | 5 | 2.8 | 1 | 1 | 1 | 0 | 1 | 3 | 2.9 | |
| 12.29.24 | ALABAMA A&M | | 04:01 | 1-1 | 1.000 | 0-0 | .000 | 0-0 | .000 | 0 | 0 | 0 | 2.4 | 0 | 0 | 0 | 0 | 0 | 2 | 2.8 | |
| 1.2.25 | GEORGIA | | | | | | | | | | | | | | | | | | | | |
| 1.5.25 | KENTUCKY | | | | | | | | | | | | | | | | | | | | |
| 1.9.25 | AT OLE MISS | | | | | | | | | | | | | | | | | | | | |
| 1.13.25 | AT LSU | | | | | | | | | | | | | | | | | | | | |
| 1.19.25 | TENNESSEE | | | | | | | | | | | | | | | | | | | | |
| 1.23.25 | ARKANSAS | | | | | | | | | | | | | | | | | | | | |
| 1.26.25 | AT ALABAMA | | | | | | | | | | | | | | | | | | | | |
| 1.30.25 | AT FLORIDA | | | | | | | | | | | | | | | | | | | | |
| 2.2.25 | OLE MISS | | | | | | | | | | | | | | | | | | | | |
| 2.6.25 | AT TEXAS | | | | | | | | | | | | | | | | | | | | |
| 2.13.25 | MISSISSIPPI STATE | | | | | | | | | | | | | | | | | | | | |
| 2.16.25 | AT AUBURN | | | | | | | | | | | | | | | | | | | | |
| 2.20.25 | AT OKLAHOMA | | | | | | | | | | | | | | | | | | | | |
| 2.23.25 | SOUTH CAROLINA | | | | | | | | | | | | | | | | | | | | |
| 2.27.25 | TEXAS A&M | | | | | | | | | | | | | | | | | | | | |
| 3.2.25 | AT MISSOURI | | | | | | | | | | | | | | | | | | | | |
| TOTAL | | 0 | 78:13 | 9-27 | .333 | 5-17 | .294 | 2-4 | .500 | 7 | 15 | 22 | 2.4 | 5 | 3 | 2 | 0 | 3 | 25 | 2.8 | |

CAREER STATS

| YEAR | GP | GS | MIN | AVG | FG | FGA | PCT | 3FG | 3FGA | 3PCT | FT | FTA | PCT | OFF | DEF | TOT | AVG | PF | FO | AST | TO | BLK | STL | PTS | AVG |
|---------------|-----------|-----------|------------|-------------|------------|------------|-------------|-----------|------------|-------------|-----------|-----------|-------------|-----------|-----------|------------|------------|-----------|----------|-----------|-----------|-----------|-----------|------------|------------|
| 2022-23* | 27 | 0 | 189 | 7.0 | 20 | 60 | .333 | 12 | 46 | .261 | 2 | 2 | 1.000 | 6 | 20 | 26 | 1.0 | 20 | 0 | 10 | 12 | 4 | 1 | 54 | 2.0 |
| 2023-24 | 33 | 28 | 698 | 21.2 | 80 | 225 | .356 | 52 | 141 | .369 | 12 | 16 | .750 | 14 | 57 | 71 | 2.2 | 54 | 1 | 25 | 40 | 17 | 10 | 224 | 6.8 |
| 2024-25 | 9 | 0 | 78 | 8.7 | 9 | 27 | .333 | 5 | 17 | .294 | 2 | 4 | .500 | 7 | 15 | 22 | 2.4 | 5 | 0 | 3 | 2 | 0 | 3 | 25 | 2.8 |
| VANDY | 42 | 28 | 777 | 18.5 | 89 | 252 | .353 | 57 | 158 | .361 | 14 | 20 | .700 | 21 | 72 | 93 | 2.2 | 59 | 1 | 28 | 42 | 17 | 13 | 249 | 5.9 |
| CAREER | 69 | 28 | 966 | 14.0 | 109 | 312 | .349 | 69 | 204 | .338 | 16 | 22 | .727 | 27 | 92 | 119 | 1.7 | 79 | 1 | 38 | 54 | 21 | 14 | 303 | 4.4 |

*at Tennessee



14 AIYANA MITCHELL

@AiyanaMitchell17
@aiyanamitchell12
@aiyanajm22

F // 6-4 // So. // Colorado Springs, Colo. (Fountain-Fort Carson HS)

SEASON HIGHS

Points // 10 (2x), Last: Appalachian St. (12/1/24)
 FG Made // 4 (2x), Last: Appalachian St. (12/1/24)
 FG Attempts // 10, Appalachian St. (12/1/24)
 3-Pt Made // --
 3-Pt Attempt // --
 FT Made // 5, vs. Arizona (11/26/24)
 FT Attempt // 6, vs. Arizona (11/26/24)
 Rebounds // 6 (2x), Last: Appalachian St. (12/1/24)
 Assists // 2, West Georgia (12/21/24)
 Steals // 3, Samford (11/22/24)
 Blocks // 2 (2x), Last: West Georgia (12/21/24)
 Minutes // 20, Appalachian St. (12/1/24)

CAREER HIGHS

Points // 10 (2x), Last: Appalachian St. (12/1/24)
 FG Made // 4 (2x), Last: Appalachian St. (12/1/24)
 FG Attempts // 10, Appalachian St. (12/1/24)
 3-Pt Made // --
 3-Pt Attempt // --
 FT Made // 5, vs. Arizona (11/26/24)
 FT Attempt // 6, vs. Arizona (11/26/24)
 Rebounds // 6 (2x), Last: Appalachian St. (12/1/24)
 Assists // 2, West Georgia (12/21/24)
 Steals // 3, Samford (11/22/24)
 Blocks // 2 (2x), Last: West Georgia (12/21/24)
 Minutes // 20, Appalachian St. (12/1/24)

- Scored a career-high 10 points vs. Samford (Nov. 22) & App State (Dec. 1)
- Made her first career start vs. App State on Dec. 1 and matched her career-high in points scored with 10 pts
- Recorded a career-best 6 reb vs. Mich. State (Nov. 27) & App State (Dec. 1)
- Averaging a career-high 5.6 ppg and 3.5 rpg in 14 games in '24-25
- Scored in all 14 games she has played in this season
- Appeared in 15 games as a true freshman

| SUPERLATIVES | 24-25 CAREER | SUPERLATIVES | 24-25 CAREER |
|-----------------|--------------|------------------|--------------|
| 10+ POINTS | 2 2 | 3+ STEALS | -- -- |
| 15+ POINTS | -- -- | 2+ BLOCKS | 2 2 |
| 20+ POINTS | -- -- | DOUBLE-DOUBLES | -- -- |
| 30+ POINTS | -- -- | LED VANDY IN PTS | -- -- |
| MADE 3+ 3-PT FG | -- -- | LED VANDY IN REB | 1 1 |
| 10+ REBS | -- -- | LED VANDY IN AST | -- -- |
| 3+ ASSISTS | -- -- | LED VANDY IN STL | -- -- |
| | | LED VANDY IN BLK | 4 7 |

GAME-BY-GAME

| DATE | OPPONENT | GS | MIN | FGM/A | FG% | 3FG/A | 3P% | FTM/A | FG% | OFF | DEF | TOT | AVG | PF | AST | T/O | BLK | STL | PTS | AVG |
|--------------|-------------------|----------|---------------|--------------|-------------|------------|-------------|--------------|-------------|-----------|-----------|-----------|------------|-----------|----------|-----------|----------|----------|-----------|------------|
| 11.4.24 | LIPSCOMB | | 11:58 | 3-4 | .750 | 0-0 | .000 | 2-5 | .400 | 1 | 1 | 2 | 2.0 | 0 | 0 | 0 | 1 | 0 | 8 | 8.0 |
| 11.8.24 | AUSTIN PEAY | | 16:19 | 2-4 | .500 | 0-0 | .000 | 1-2 | .500 | 2 | 2 | 4 | 3.0 | 2 | 0 | 0 | 0 | 0 | 5 | 6.5 |
| 11.14.24 | AT SOUTH FLORIDA | | 12:20 | 1-3 | .333 | 0-0 | .000 | 0-0 | .000 | 3 | 2 | 5 | 3.7 | 1 | 0 | 0 | 0 | 1 | 2 | 5.0 |
| 11.17.24 | BUTLER | | 14:11 | 3-5 | .600 | 0-0 | .000 | 0-1 | .000 | 4 | 1 | 5 | 4.0 | 0 | 1 | 3 | 0 | 0 | 6 | 5.3 |
| 11.20.24 | HAMPTON | | 12:33 | 2-2 | 1.000 | 0-0 | .000 | 0-0 | .000 | 0 | 1 | 1 | 3.4 | 0 | 1 | 0 | 0 | 0 | 4 | 5.0 |
| 11.22.24 | SAMFORD | | 14:45 | 4-8 | .500 | 0-0 | .000 | 2-4 | .500 | 2 | 0 | 2 | 3.2 | 2 | 0 | 1 | 1 | 3 | 10 | 5.8 |
| 11.26.24 | VS. ARIZONA | | 04:01 | 0-0 | .000 | 0-0 | .000 | 5-6 | .833 | 2 | 0 | 2 | 3.0 | 3 | 0 | 1 | 0 | 0 | 5 | 5.7 |
| 11.27.24 | VS. MICHIGAN ST. | | 10:45 | 3-3 | 1.000 | 0-0 | .000 | 0-0 | .000 | 2 | 4 | 6 | 3.4 | 4 | 0 | 2 | 1 | 1 | 6 | 5.8 |
| 12.1.24 | APPALACHIAN ST. * | | 20:01 | 4-10 | .400 | 0-0 | .000 | 2-2 | 1.000 | 4 | 2 | 6 | 3.7 | 2 | 0 | 0 | 0 | 0 | 10 | 6.2 |
| 12.4.24 | AT MIAMI | | 02:11 | 1-1 | 1.000 | 0-0 | .000 | 0-0 | .000 | 0 | 0 | 0 | 3.3 | 2 | 0 | 1 | 0 | 0 | 2 | 5.8 |
| 12.14.24 | EVANSVILLE | | 12:17 | 2-3 | .667 | 0-0 | .000 | 0-0 | .000 | 1 | 3 | 4 | 3.4 | 1 | 0 | 0 | 2 | 2 | 4 | 5.6 |
| 12.19.24 | AT DAYTON | | 12:09 | 1-1 | 1.000 | 0-0 | .000 | 0-0 | .000 | 1 | 2 | 3 | 3.3 | 1 | 0 | 0 | 0 | 1 | 2 | 5.3 |
| 12.21.24 | WEST GEORGIA | | 16:07 | 2-4 | .500 | 0-0 | .000 | 4-4 | 1.000 | 3 | 2 | 5 | 3.5 | 0 | 2 | 0 | 2 | 0 | 8 | 5.5 |
| 12.29.24 | ALABAMA A&M | | 10:24 | 3-4 | .750 | 0-0 | .000 | 0-1 | .000 | 0 | 4 | 4 | 3.5 | 1 | 0 | 2 | 0 | 0 | 6 | 5.6 |
| 1.2.25 | GEORGIA | | | | | | | | | | | | | | | | | | | |
| 1.5.25 | KENTUCKY | | | | | | | | | | | | | | | | | | | |
| 1.9.25 | AT OLE MISS | | | | | | | | | | | | | | | | | | | |
| 1.13.25 | AT LSU | | | | | | | | | | | | | | | | | | | |
| 1.19.25 | TENNESSEE | | | | | | | | | | | | | | | | | | | |
| 1.23.25 | ARKANSAS | | | | | | | | | | | | | | | | | | | |
| 1.26.25 | AT ALABAMA | | | | | | | | | | | | | | | | | | | |
| 1.30.25 | AT FLORIDA | | | | | | | | | | | | | | | | | | | |
| 2.2.25 | OLE MISS | | | | | | | | | | | | | | | | | | | |
| 2.6.25 | AT TEXAS | | | | | | | | | | | | | | | | | | | |
| 2.13.25 | MISSISSIPPI STATE | | | | | | | | | | | | | | | | | | | |
| 2.16.25 | AT AUBURN | | | | | | | | | | | | | | | | | | | |
| 2.20.25 | AT OKLAHOMA | | | | | | | | | | | | | | | | | | | |
| 2.23.25 | SOUTH CAROLINA | | | | | | | | | | | | | | | | | | | |
| 2.27.25 | TEXAS A&M | | | | | | | | | | | | | | | | | | | |
| 3.2.25 | AT MISSOURI | | | | | | | | | | | | | | | | | | | |
| TOTAL | | 1 | 170:02 | 31-52 | .596 | 0-0 | .000 | 16-25 | .640 | 25 | 24 | 49 | 3.5 | 19 | 4 | 10 | 7 | 8 | 78 | 5.6 |

CAREER STATS

| YEAR | GP | GS | MIN | AVG | FG | FGA | PCT | 3FG | 3FGA | 3PCT | FT | FTA | PCT | OFF | DEF | TOT | AVG | PF | FO | AST | TO | BLK | STL | PTS | AVG |
|---------------|-----------|----------|------------|------------|-----------|-----------|-------------|----------|----------|-------------|-----------|-----------|-------------|-----------|-----------|-----------|------------|-----------|----------|----------|-----------|-----------|----------|-----------|------------|
| 2023-24 | 15 | 0 | 58 | 3.9 | 6 | 11 | .545 | 0 | 0 | .000 | 2 | 4 | .500 | 4 | 7 | 11 | 0.7 | 10 | 0 | 0 | 3 | 4 | 0 | 14 | 0.9 |
| 2024-25 | 14 | 1 | 170 | 12.1 | 31 | 52 | .596 | 0 | 0 | .000 | 16 | 25 | .640 | 25 | 24 | 49 | 3.5 | 19 | 0 | 4 | 10 | 7 | 8 | 78 | 5.6 |
| CAREER | 29 | 1 | 228 | 7.9 | 37 | 63 | .587 | 0 | 0 | .000 | 18 | 29 | .621 | 29 | 31 | 60 | 2.1 | 29 | 0 | 4 | 13 | 11 | 8 | 92 | 3.2 |



23 IYANA MOORE

@iyanamoore_
@yanam23
@imoore_23

G // 5-8 // Sr. // Milwaukee, Wis. (Blackman HS)

SEASON HIGHS

Points // 17, vs. Michigan State (11/27/24)
 FG Made // 7, Alabama A&M (12/29/24)
 FG Attempts // 20, vs. Michigan State (11/27/24)
 3-Pt Made // 4, at Dayton (12/19/24)
 3-Pt Attempt // 9 (3x), Last: West Georgia (12/21/24)
 FT Made // 5 (2x), Last: vs. Michigan State (11/27/24)
 FT Attempt // 7, vs. Michigan State (11/27/24)
 Rebounds // 6 (2x), Last: Samford (11/22/24)
 Assists // 7 (2x), Last: Alabama A&M (12/29/24)
 Steals // 3, vs. Arizona (11/26/24)
 Blocks // 1 (2x), Last: Evansville (12/14/24)
 Minutes // 40, vs. Michigan State (11/27/24)

CAREER HIGHS

Points // 37, at Kentucky (01/11/14)
 FG Made // 14, at Kentucky (01/11/14)
 FG Attempts // 21, Alabama State (12/28/21)
 3-Pt Made // 9, Alabama State (12/28/21)
 3-Pt Attempt // 12, Alabama State (12/28/21)
 FT Made // 9, vs. Iowa State (11/24/23)
 FT Attempt // 10, vs. Iowa State (11/24/23)
 Rebounds // 9, at Missouri (02/29/24)
 Assists // 8, at Kentucky (02/17/22)
 Steals // 4 (4x), Last: Fairfield (11/12/23)
 Blocks // 1 (10x), Last: Evansville (12/14/24)
 Minutes // 43, Alabama (02/06/22)

- Third on the team in scoring at 12.2 ppg
- Her 1,071 pts ranks 32nd in Vanderbilt history
- Became the 42nd Commodore to score 1,000 pts on Dec. 1 vs. App State
- Scored a season-high 17 pts vs. Michigan State (Nov. 27)
- All-SEC Second Team ('24)
- Comes into Thursday on a 7-game double-digit scoring streak

| | SUPERLATIVES | 24-25 CAREER | SUPERLATIVES | 24-25 CAREER |
|-----------------|--------------|--------------|------------------|--------------|
| 10+ POINTS | 11 | 54 | 3+ STEALS | 1 13 |
| 15+ POINTS | 5 | 32 | 2+ BLOCKS | -- -- |
| 20+ POINTS | -- | 13 | DOUBLE-DOUBLES | -- -- |
| 30+ POINTS | -- | 2 | LED VANDY IN PTS | 1 30 |
| MADE 3+ 3-PT FG | 6 | 26 | LED VANDY IN REB | -- -- |
| 10+ REBS | -- | -- | LED VANDY IN AST | 2 14 |
| 3+ ASSISTS | 7 | 38 | LED VANDY IN STL | -- 9 |
| | | | LED VANDY IN BLK | 1 5 |

GAME-BY-GAME

| DATE | OPPONENT | GS | MIN | FGM/A | FG% | 3FG/A | 3P% | FTM/A | FG% | OFF | DEF | TOT | AVG | PF | AST | T/O | BLK | STL | PTS | AVG | |
|--------------|-------------------|----|-----------|---------------|---------------|-------------|--------------|-------------|--------------|--------------|----------|-----------|-----------|------------|-----------|-----------|-----------|----------|-----------|------------|-------------|
| 11.4.24 | LIPSCOMB | * | 27:18 | 6-12 | .500 | 2-4 | .500 | 1-1 | 1.000 | 3 | 3 | 6 | 6.0 | 1 | 1 | 1 | 0 | 1 | 15 | 15.0 | |
| 11.8.24 | AUSTIN PEAY | * | 24:23 | 5-8 | .625 | 1-3 | .333 | 5-6 | .833 | 1 | 2 | 3 | 4.5 | 3 | 3 | 2 | 0 | 0 | 16 | 15.5 | |
| 11.14.24 | AT SOUTH FLORIDA | | 12:04 | 1-3 | .333 | 0-2 | .000 | 0-2 | .000 | 0 | 0 | 0 | 3.0 | 2 | 0 | 0 | 0 | 0 | 2 | 11.0 | |
| 11.17.24 | BUTLER | | | | | | | | | DNP - INJURY | | | | | | | | | | | |
| 11.20.24 | HAMPTON | * | 22:16 | 5-10 | .500 | 2-7 | .286 | 0-0 | .000 | 0 | 3 | 3 | 3.0 | 0 | 1 | 1 | 0 | 0 | 12 | 11.3 | |
| 11.22.24 | SAMFORD | * | 34:08 | 4-10 | .400 | 3-7 | .429 | 0-0 | .000 | 1 | 5 | 6 | 3.6 | 3 | 2 | 1 | 0 | 1 | 11 | 11.2 | |
| 11.26.24 | VS. ARIZONA | * | 37:20 | 1-9 | .111 | 1-2 | .500 | 0-0 | .000 | 0 | 0 | 0 | 3.0 | 3 | 4 | 7 | 0 | 3 | 3 | 9.8 | |
| 11.27.24 | VS. MICHIGAN ST. | * | 40:00 | 5-20 | .250 | 2-7 | .286 | 5-7 | .714 | 0 | 4 | 4 | 3.1 | 4 | 3 | 8 | 0 | 0 | 17 | 10.9 | |
| 12.1.24 | APPALACHIAN ST. | * | 25:43 | 4-11 | .364 | 3-9 | .333 | 2-2 | 1.000 | 0 | 2 | 2 | 3.0 | 1 | 2 | 1 | 0 | 0 | 13 | 11.1 | |
| 12.4.24 | AT MIAMI | * | 35:21 | 4-11 | .364 | 3-6 | .500 | 2-2 | 1.000 | 1 | 2 | 3 | 3.0 | 2 | 7 | 5 | 1 | 2 | 13 | 11.3 | |
| 12.14.24 | EVANSVILLE | * | 20:25 | 3-10 | .300 | 1-7 | .143 | 3-4 | .750 | 0 | 1 | 1 | 2.8 | 4 | 3 | 0 | 1 | 0 | 10 | 11.2 | |
| 12.19.24 | AT DAYTON | * | 38:36 | 5-16 | .313 | 4-9 | .444 | 0-0 | .000 | 0 | 3 | 3 | 2.8 | 2 | 4 | 3 | 0 | 1 | 14 | 11.5 | |
| 12.21.24 | WEST GEORGIA | * | 21:29 | 5-16 | .313 | 3-9 | .333 | 3-4 | .750 | 1 | 1 | 2 | 2.8 | 0 | 0 | 2 | 0 | 1 | 16 | 11.8 | |
| 12.29.24 | ALABAMA A&M | * | 33:44 | 7-17 | .412 | 2-7 | .286 | 0-0 | .000 | 2 | 2 | 4 | 2.8 | 1 | 7 | 2 | 0 | 1 | 16 | 12.2 | |
| 1.2.25 | GEORGIA | | | | | | | | | | | | | | | | | | | | |
| 1.5.25 | KENTUCKY | | | | | | | | | | | | | | | | | | | | |
| 1.9.25 | AT OLE MISS | | | | | | | | | | | | | | | | | | | | |
| 1.13.25 | AT LSU | | | | | | | | | | | | | | | | | | | | |
| 1.19.25 | TENNESSEE | | | | | | | | | | | | | | | | | | | | |
| 1.23.25 | ARKANSAS | | | | | | | | | | | | | | | | | | | | |
| 1.26.25 | AT ALABAMA | | | | | | | | | | | | | | | | | | | | |
| 1.30.25 | AT FLORIDA | | | | | | | | | | | | | | | | | | | | |
| 2.2.25 | OLE MISS | | | | | | | | | | | | | | | | | | | | |
| 2.6.25 | AT TEXAS | | | | | | | | | | | | | | | | | | | | |
| 2.13.25 | MISSISSIPPI STATE | | | | | | | | | | | | | | | | | | | | |
| 2.16.25 | AT AUBURN | | | | | | | | | | | | | | | | | | | | |
| 2.20.25 | AT OKLAHOMA | | | | | | | | | | | | | | | | | | | | |
| 2.23.25 | SOUTH CAROLINA | | | | | | | | | | | | | | | | | | | | |
| 2.27.25 | TEXAS A&M | | | | | | | | | | | | | | | | | | | | |
| 3.2.25 | AT MISSOURI | | | | | | | | | | | | | | | | | | | | |
| TOTAL | | | 12 | 372:47 | 55-153 | .359 | 27-79 | .342 | 21-28 | .750 | 9 | 28 | 37 | 2.8 | 26 | 37 | 33 | 2 | 10 | 158 | 12.2 |

CAREER STATS

| YEAR | GP | GS | MIN | AVG | FG | FGA | PCT | 3FG | 3FGA | 3PCT | FT | FTA | PCT | OFF | DEF | TOT | AVG | PF | FO | AST | TO | BLK | STL | PTS | AVG |
|--------------|-----------------------------|-----------|-------------|-------------|------------|------------|-------------|------------|------------|-------------|------------|------------|-------------|-----------|------------|------------|------------|------------|----------|------------|------------|-----------|------------|-------------|-------------|
| 2021-22 | 35 | 17 | 1136 | 32.5 | 148 | 396 | .374 | 79 | 207 | .382 | 69 | 86 | .802 | 32 | 71 | 103 | 2.9 | 67 | 1 | 89 | 99 | 6 | 55 | 444 | 12.7 |
| 2022-23 | MISSED SEASON DUE TO INJURY | | | | | | | | | | | | | | | | | | | | | | | | |
| 2023-24 | 33 | 33 | 1089 | 33.0 | 151 | 399 | .378 | 57 | 171 | .333 | 110 | 133 | .827 | 32 | 83 | 115 | 3.5 | 81 | 0 | 91 | 83 | 3 | 45 | 469 | 14.2 |
| 2024-25 | 13 | 12 | 373 | 28.7 | 55 | 153 | .359 | 27 | 79 | .342 | 21 | 28 | .750 | 9 | 28 | 37 | 2.8 | 26 | 0 | 37 | 33 | 2 | 10 | 158 | 12.2 |
| TOTAL | 81 | 62 | 2598 | 32.1 | 354 | 948 | .373 | 163 | 457 | .357 | 200 | 247 | .810 | 73 | 182 | 255 | 3.1 | 174 | 1 | 217 | 215 | 11 | 110 | 1071 | 13.2 |



24 AGA MAKURAT

@a.makurat24

G // 6-3 // So. // Sierakowice, Poland (Sopocka Akademia Tenisowa)

SEASON HIGHS

Points // 10, App State (12/1/24)
 FG Made // 4, App State (12/1/24)
 FG Attempts // 8 (2x), Last: App State (12/1/24)
 3-Pt Made // 2 (3x), Last: Alabama A&M (12/29/24)
 3-Pt Attempt // 6, at South Florida (11/14/24)
 FT Made // 1, App State (12/1/24)
 FT Attempt // 1, App State (12/1/24)
 Rebounds // 5 (2x), Last: West Georgia (12/21/24)
 Assists // 3, App State (12/1/24)
 Steals // 1 (3x), Last: Alabama A&M (12/29/24)
 Blocks // 2 (2x), Last: Hampton (11/20/24)
 Minutes // 20, App State (12/1/24)

CAREER HIGHS

Points // 18 (2x), Last: at South Carolina (01/28/24)
 FG Made // 6, at South Carolina (01/28/24)
 FG Attempts // 9 (3x), Last: at South Carolina (01/28/24)
 3-Pt Made // 5, Western Kentucky (11/15/23)
 3-Pt Attempt // 7 (2x), Last: at South Carolina (01/28/24)
 FT Made // 3, Western Kentucky (11/15/23)
 FT Attempt // 4, Western Kentucky (11/15/23)
 Rebounds // 7, at South Carolina (01/28/24)
 Assists // 3 (3x), Last: App State (12/1/24)
 Steals // 2, Kennesaw State (11/06/23)
 Blocks // 3, Florida (01/07/24)
 Minutes // 24, at South Carolina (01/28/24)

- Scored a season-high 10 pts vs. App State (Dec. 1)
- Played in 10 games off the bench this season
- Appeared in 43 games and made three starts at Vanderbilt
- Shot 32.2% from behind the arc in '23-24
- Led the Commodores in scoring twice in '23-24

| | 24-25 CAREER | | 24-25 CAREER | |
|-----------------|--------------|----|------------------|----|
| 10+ POINTS | 1 | 4 | 3+ STEALS | -- |
| 15+ POINTS | -- | 2 | 2+ BLOCKS | 2 |
| 20+ POINTS | -- | -- | DOUBLE-DOUBLES | -- |
| 30+ POINTS | -- | -- | LED VANDY IN PTS | 2 |
| MADE 3+ 3-PT FG | -- | 3 | LED VANDY IN REB | 1 |
| 10+ REBS | -- | -- | LED VANDY IN AST | -- |
| 3+ ASSISTS | 1 | 3 | LED VANDY IN STL | -- |
| | | | LED VANDY IN BLK | 7 |

GAME-BY-GAME

| DATE | OPPONENT | GS | MIN | FGM/A | FG% | 3FG/A | 3P% | FTM/A | FG% | OFF | DEF | TOT | AVG | PF | AST | T/O | BLK | STL | PTS | AVG |
|--------------|-------------------|----------|---------------|--------------|-------------|-------------|-------------|------------|--------------|----------|-----------|-----------|------------|----------|----------|----------|----------|----------|-----------|------------|
| 11.4.24 | LIPSCOMB | | 18:13 | 1-8 | .125 | 1-5 | .200 | 0-0 | .000 | 1 | 3 | 4 | 4.0 | 1 | 0 | 1 | 0 | 0 | 3 | 3.0 |
| 11.8.24 | AUSTIN PEAY | | 17:21 | 2-5 | .400 | 2-5 | .400 | 0-0 | .000 | 0 | 4 | 4 | 4.0 | 1 | 2 | 1 | 2 | 0 | 6 | 4.5 |
| 11.14.24 | AT SOUTH FLORIDA | | 14:16 | 1-7 | .143 | 0-6 | .000 | 0-0 | .000 | 1 | 1 | 2 | 3.3 | 0 | 0 | 0 | 0 | 0 | 2 | 3.7 |
| 11.17.24 | BUTLER | | 07:12 | 1-2 | .500 | 1-1 | 1.000 | 0-0 | .000 | 0 | 0 | 0 | 2.5 | 1 | 1 | 1 | 0 | 1 | 3 | 3.5 |
| 11.20.24 | HAMPTON | | 16:30 | 2-5 | .400 | 2-5 | .400 | 0-0 | .000 | 1 | 4 | 5 | 3.0 | 0 | 1 | 0 | 2 | 0 | 6 | 4.0 |
| 11.22.24 | SAMFORD | | 04:02 | 0-2 | .000 | 0-1 | .000 | 0-0 | .000 | 0 | 1 | 1 | 2.7 | 0 | 0 | 1 | 0 | 0 | 0 | 3.3 |
| 11.26.24 | VS. ARIZONA | | | | | | | | | | | | | | | | | | | |
| 11.27.24 | VS. MICHIGAN ST. | | | | | | | | | | | | | | | | | | | |
| 12.1.24 | APPALACHIAN ST. | | 19:47 | 4-8 | .500 | 1-4 | .250 | 1-1 | 1.000 | 1 | 3 | 4 | 2.9 | 0 | 3 | 1 | 0 | 1 | 10 | 4.3 |
| 12.4.24 | AT MIAMI | | | | | | | | | | | | | | | | | | | |
| 12.14.24 | EVANSVILLE | | 07:45 | 0-3 | .000 | 0-3 | .000 | 0-0 | .000 | 0 | 2 | 2 | 2.8 | 0 | 0 | 1 | 0 | 0 | 0 | 3.8 |
| 12.19.24 | AT DAYTON | | | | | | | | | | | | | | | | | | | |
| 12.21.24 | WEST GEORGIA | | 16:42 | 0-4 | .000 | 0-4 | .000 | 0-0 | .000 | 3 | 2 | 5 | 3.0 | 0 | 2 | 1 | 1 | 0 | 0 | 3.3 |
| 12.29.24 | ALABAMA A&M | | 07:14 | 3-4 | .750 | 2-3 | .667 | 0-0 | .000 | 0 | 0 | 0 | 2.7 | 0 | 0 | 0 | 0 | 1 | 8 | 3.8 |
| 1.2.25 | GEORGIA | | | | | | | | | | | | | | | | | | | |
| 1.5.25 | KENTUCKY | | | | | | | | | | | | | | | | | | | |
| 1.9.25 | AT OLE MISS | | | | | | | | | | | | | | | | | | | |
| 1.13.25 | AT LSU | | | | | | | | | | | | | | | | | | | |
| 1.19.25 | TENNESSEE | | | | | | | | | | | | | | | | | | | |
| 1.23.25 | ARKANSAS | | | | | | | | | | | | | | | | | | | |
| 1.26.25 | AT ALABAMA | | | | | | | | | | | | | | | | | | | |
| 1.30.25 | AT FLORIDA | | | | | | | | | | | | | | | | | | | |
| 2.2.25 | OLE MISS | | | | | | | | | | | | | | | | | | | |
| 2.6.25 | AT TEXAS | | | | | | | | | | | | | | | | | | | |
| 2.13.25 | MISSISSIPPI STATE | | | | | | | | | | | | | | | | | | | |
| 2.16.25 | AT AUBURN | | | | | | | | | | | | | | | | | | | |
| 2.20.25 | AT OKLAHOMA | | | | | | | | | | | | | | | | | | | |
| 2.23.25 | SOUTH CAROLINA | | | | | | | | | | | | | | | | | | | |
| 2.27.25 | TEXAS A&M | | | | | | | | | | | | | | | | | | | |
| 3.2.25 | AT MISSOURI | | | | | | | | | | | | | | | | | | | |
| TOTAL | | 0 | 129:03 | 14-48 | .292 | 9-37 | .243 | 1-1 | 1.000 | 7 | 20 | 27 | 2.7 | 3 | 9 | 7 | 5 | 3 | 38 | 3.8 |

CAREER STATS

| YEAR | GP | GS | MIN | AVG | FG | FGA | PCT | 3FG | 3FGA | 3PCT | FT | FTA | PCT | OFF | DEF | TOT | AVG | PF | FO | AST | TO | BLK | STL | PTS | AVG |
|---------------|-----------|----------|------------|-------------|-----------|------------|-------------|-----------|------------|-------------|-----------|-----------|-------------|-----------|-----------|-----------|------------|-----------|----------|-----------|-----------|-----------|-----------|------------|------------|
| 2023-24 | 33 | 3 | 469 | 14.2 | 44 | 129 | .341 | 29 | 90 | .322 | 11 | 14 | .786 | 12 | 37 | 49 | 1.5 | 29 | 0 | 19 | 32 | 13 | 10 | 128 | 3.9 |
| 2024-25 | 10 | 0 | 129 | 12.9 | 14 | 48 | .292 | 9 | 37 | .243 | 1 | 1 | 1.000 | 7 | 20 | 27 | 2.7 | 3 | 0 | 9 | 7 | 5 | 3 | 38 | 3.8 |
| CAREER | 43 | 3 | 598 | 13.9 | 58 | 177 | .328 | 38 | 127 | .299 | 12 | 15 | .800 | 19 | 57 | 76 | 1.8 | 32 | 0 | 28 | 39 | 18 | 13 | 166 | 3.9 |



30 TRINITY WILSON

@trinityy.wilsonn
@trinitywilson_bts
@TrinityWilson30

F // 6-3 // Fr. // Lakeville, Minn. (Lakeville North HS)

SEASON HIGHS

Points // 6, West Georgia (12/21/24)
FG Made // 3, West Georgia (12/21/24)
FG Attempts // 5, West Georgia (12/21/24)
3-Pt Made // --
3-Pt Attempt // --
FT Made // 1, App State (12/1/24)
FT Attempt // 2, Austin Peay (11/8/24)
Rebounds // 5 (2x), Last: Austin Peay (11/8/24)
Assists // 1 (5x), Last: Alabama A&M (12/29/24)
Steals // --
Blocks // 1 (2x), Last: West Georgia (12/21/24)
Minutes // 11, Lipscomb (11/4/24)

CAREER HIGHS

Points // 6, West Georgia (12/21/24)
FG Made // 3, West Georgia (12/21/24)
FG Attempts // 5, West Georgia (12/21/24)
3-Pt Made // --
3-Pt Attempt // --
FT Made // 1, App State (12/1/24)
FT Attempt // 2, Austin Peay (11/8/24)
Rebounds // 5 (2x), Last: Austin Peay (11/8/24)
Assists // 1 (5x), Last: Alabama A&M (12/29/24)
Steals // --
Blocks // 1 (2x), Last: West Georgia (12/21/24)
Minutes // 11, Lipscomb (11/4/24)

- Pulled down 5 reb and scored 2 pts in her debut vs. Lipscomb (11/4/24)
- Scored a career-high six points vs. West Georgia on 12.21
- Ranked the fifth-best player in Minnesota according to PrepGirlsHoops.com
- Selected to Minnesota All-Star Basketball Game
- Collected over 1,000 pts and 1,000 reb during her prep career
- All-state honorable mention ('23)

| | 24-25 CAREER | SUPERLATIVES | 24-25 CAREER |
|-----------------|--------------|------------------|--------------|
| 10+ POINTS | -- | 3+ STEALS | -- |
| 15+ POINTS | -- | 2+ BLOCKS | -- |
| 20+ POINTS | -- | DOUBLE-DOUBLES | -- |
| 30+ POINTS | -- | LED VANDY IN PTS | -- |
| MADE 3+ 3-PT FG | -- | LED VANDY IN REB | -- |
| 10+ REBS | -- | LED VANDY IN AST | -- |
| 3+ ASSISTS | -- | LED VANDY IN STL | -- |
| | | LED VANDY IN BLK | -- |

GAME-BY-GAME

| DATE | OPPONENT | GS | MIN | FGM/A | FG% | 3FG/A | 3P% | FTM/A | FG% | OFF | DEF | TOT | AVG | PF | AST | T/O | BLK | STL | PTS | AVG |
|--------------|-------------------|----------|--------------|-------------|-------------|------------|-------------|------------|-------------|----------|----------|-----------|------------|----------|----------|----------|----------|----------|-----------|------------|
| 11.4.24 | LIPSCOMB | | 10:31 | 1-4 | .250 | 0-0 | .000 | 0-0 | .000 | 2 | 3 | 5 | 5.0 | 1 | 1 | 1 | 0 | 0 | 2 | 2.0 |
| 11.8.24 | AUSTIN PEAY | | 05:09 | 2-4 | .500 | 0-0 | .000 | 0-2 | .000 | 2 | 3 | 5 | 5.0 | 1 | 0 | 0 | 0 | 0 | 4 | 3.0 |
| 11.14.24 | AT SOUTH FLORIDA | | | | | | | | | | | | | | | | | | | |
| 11.17.24 | BUTLER | | 02:31 | 0-0 | .000 | 0-0 | .000 | 0-0 | .000 | 0 | 0 | 0 | 3.3 | 0 | 0 | 0 | 0 | 0 | 0 | 2.0 |
| 11.20.24 | HAMPTON | | 03:57 | 0-1 | .000 | 0-0 | .000 | 0-0 | .000 | 0 | 0 | 0 | 2.5 | 0 | 1 | 0 | 1 | 0 | 0 | 1.5 |
| 11.22.24 | SAMFORD | | | | | | | | | | | | | | | | | | | |
| 11.26.24 | VS. ARIZONA | | | | | | | | | | | | | | | | | | | |
| 11.27.24 | VS. MICHIGAN ST. | | | | | | | | | | | | | | | | | | | |
| 12.1.24 | APPALACHIAN ST. | | 08:30 | 1-4 | .250 | 0-0 | .000 | 1-1 | 1.000 | 0 | 0 | 0 | 2.0 | 0 | 1 | 0 | 0 | 0 | 3 | 1.8 |
| 12.4.24 | AT MIAMI | | | | | | | | | | | | | | | | | | | |
| 12.14.24 | EVANSVILLE | | 02:48 | 1-3 | .333 | 0-0 | .000 | 0-0 | .000 | 1 | 1 | 2 | 2.0 | 0 | 0 | 0 | 0 | 0 | 2 | 1.8 |
| 12.19.24 | AT DAYTON | | | | | | | | | | | | | | | | | | | |
| 12.21.24 | WEST GEORGIA | | 06:43 | 3-5 | .600 | 0-0 | .000 | 0-0 | .000 | 0 | 2 | 2 | 2.0 | 0 | 1 | 1 | 1 | 0 | 6 | 2.4 |
| 12.29.24 | ALABAMA A&M | | 01:51 | 0-0 | .000 | 0-0 | .000 | 0-0 | .000 | 0 | 0 | 0 | 1.8 | 0 | 1 | 0 | 0 | 0 | 0 | 2.1 |
| 1.2.25 | GEORGIA | | | | | | | | | | | | | | | | | | | |
| 1.5.25 | KENTUCKY | | | | | | | | | | | | | | | | | | | |
| 1.9.25 | AT OLE MISS | | | | | | | | | | | | | | | | | | | |
| 1.13.25 | AT LSU | | | | | | | | | | | | | | | | | | | |
| 1.19.25 | TENNESSEE | | | | | | | | | | | | | | | | | | | |
| 1.23.25 | ARKANSAS | | | | | | | | | | | | | | | | | | | |
| 1.26.25 | AT ALABAMA | | | | | | | | | | | | | | | | | | | |
| 1.30.25 | AT FLORIDA | | | | | | | | | | | | | | | | | | | |
| 2.2.25 | OLE MISS | | | | | | | | | | | | | | | | | | | |
| 2.6.25 | AT TEXAS | | | | | | | | | | | | | | | | | | | |
| 2.13.25 | MISSISSIPPI STATE | | | | | | | | | | | | | | | | | | | |
| 2.16.25 | AT AUBURN | | | | | | | | | | | | | | | | | | | |
| 2.20.25 | AT OKLAHOMA | | | | | | | | | | | | | | | | | | | |
| 2.23.25 | SOUTH CAROLINA | | | | | | | | | | | | | | | | | | | |
| 2.27.25 | TEXAS A&M | | | | | | | | | | | | | | | | | | | |
| 3.2.25 | AT MISSOURI | | | | | | | | | | | | | | | | | | | |
| TOTAL | | 0 | 42:00 | 8-21 | .381 | 0-0 | .000 | 1-3 | .333 | 5 | 9 | 14 | 1.8 | 2 | 5 | 2 | 2 | 0 | 17 | 2.1 |

CAREER STATS

| YEAR | GP | GS | MIN | AVG | FG | FGA | PCT | 3FG | 3FGA | 3PCT | FT | FTA | PCT | OFF | DEF | TOT | AVG | PF | FO | AST | TO | BLK | STL | PTS | AVG |
|---------------|----------|----------|-----------|------------|----------|-----------|-------------|----------|----------|-------------|----------|----------|-------------|----------|----------|-----------|------------|----------|----------|----------|----------|----------|----------|-----------|------------|
| 2024-25 | 8 | 0 | 42 | 5.3 | 8 | 21 | .381 | 0 | 0 | .000 | 1 | 3 | .333 | 5 | 9 | 14 | 1.8 | 2 | 0 | 5 | 2 | 2 | 0 | 17 | 2.1 |
| CAREER | 8 | 0 | 42 | 5.3 | 8 | 21 | .381 | 0 | 0 | .000 | 1 | 3 | .333 | 5 | 9 | 14 | 1.8 | 2 | 0 | 5 | 2 | 2 | 0 | 17 | 2.1 |



35 SACHA WASHINGTON

@sacha_washington
@sacha_washington
@sachaw33

F // 6-2 // Sr. // Lawrenceville, Ga. (Collins Hill HS)

SEASON HIGHS

Points // --
FG Made // --
FG Attempts // --
3-Pt Made // --
3-Pt Attempt // --
FT Made // --
FT Attempt // --
Rebounds // --
Assists // --
Steals // --
Blocks // --
Minutes // --

CAREER HIGHS

Points // 33, Louisiana Tech (12/03/23)
FG Made // 15, Louisiana Tech (12/03/23)
FG Attempts // 20, Louisiana Tech (12/03/23)
3-Pt Made // --
3-Pt Attempt // 1, Lipscomb (12/18/22)
FT Made // 10, Fairfield (11/12/23)
FT Attempt // 16, Fairfield (11/12/23)
Rebounds // 17, Fairfield (11/12/23)
Assists // 7, Fairfield (11/12/23)
Steals // 8, Louisiana Tech (12/03/23)
Blocks // 6, Dayton (12/20/23)
Minutes // 40, vs. Florida (03/07/24)

- Utilizing Medical Redshirt in '24-25
- Preseason Cheryl Miller Award Watch List ('25)
- Appeared in 99 games and made 72 starts in three seasons at Vanderbilt
- Averaged a career-best 12.1 ppg as a junior
- Led the team with 8 double-doubles in '23-24
- Led Vandy with 7.9 rpg in '23-24
- All-SEC freshman team ('22)

| SUPERLATIVES | 24-25 CAREER | SUPERLATIVES | 24-25 CAREER |
|-----------------|--------------|------------------|--------------|
| 10+ POINTS | -- 48 | 3+ STEALS | -- 9 |
| 15+ POINTS | -- 20 | 2+ BLOCKS | -- 28 |
| 20+ POINTS | -- 6 | DOUBLE-DOUBLES | -- 22 |
| 30+ POINTS | -- 1 | LED VANDY IN PTS | -- 13 |
| MADE 3+ 3-PT FG | -- -- | LED VANDY IN REB | -- 53 |
| 10+ REBS | -- 24 | LED VANDY IN AST | -- 5 |
| 3+ ASSISTS | -- 8 | LED VANDY IN STL | -- 5 |
| | | LED VANDY IN BLK | -- 54 |

GAME-BY-GAME

| DATE | OPPONENT | GS | MIN | FGM/A | FG% | 3FG/A | 3P% | FTM/A | FG% | OFF | DEF | TOT | AVG | PF | AST | T/O | BLK | STL | PTS | AVG | |
|--------------|-------------------|----------|--------------|------------|-------------|------------|-------------|------------|-------------|----------|----------|----------|------------|----------|----------|----------|----------|----------|----------|----------|------------|
| 11.4.24 | LIPSCOMB | | | | | | | | | | | | | | | | | | | | |
| 11.8.24 | AUSTIN PEAY | | | | | | | | | | | | | | | | | | | | |
| 11.14.24 | AT SOUTH FLORIDA | | | | | | | | | | | | | | | | | | | | |
| 11.17.24 | BUTLER | | | | | | | | | | | | | | | | | | | | |
| 11.20.24 | HAMPTON | | | | | | | | | | | | | | | | | | | | |
| 11.22.24 | SAMFORD | | | | | | | | | | | | | | | | | | | | |
| 11.26.24 | VS. ARIZONA | | | | | | | | | | | | | | | | | | | | |
| 11.27.24 | VS. MICHIGAN ST. | | | | | | | | | | | | | | | | | | | | |
| 12.1.24 | APPALACHIAN ST. | | | | | | | | | | | | | | | | | | | | |
| 12.4.24 | AT MIAMI | | | | | | | | | | | | | | | | | | | | |
| 12.14.24 | EVANSVILLE | | | | | | | | | | | | | | | | | | | | |
| 12.19.24 | AT DAYTON | | | | | | | | | | | | | | | | | | | | |
| 12.21.24 | WEST GEORGIA | | | | | | | | | | | | | | | | | | | | |
| 12.29.24 | ALABAMA A&M | | | | | | | | | | | | | | | | | | | | |
| 1.2.25 | GEORGIA | | | | | | | | | | | | | | | | | | | | |
| 1.5.25 | KENTUCKY | | | | | | | | | | | | | | | | | | | | |
| 1.9.25 | AT OLE MISS | | | | | | | | | | | | | | | | | | | | |
| 1.13.25 | AT LSU | | | | | | | | | | | | | | | | | | | | |
| 1.19.25 | TENNESSEE | | | | | | | | | | | | | | | | | | | | |
| 1.23.25 | ARKANSAS | | | | | | | | | | | | | | | | | | | | |
| 1.26.25 | AT ALABAMA | | | | | | | | | | | | | | | | | | | | |
| 1.30.25 | AT FLORIDA | | | | | | | | | | | | | | | | | | | | |
| 2.2.25 | OLE MISS | | | | | | | | | | | | | | | | | | | | |
| 2.6.25 | AT TEXAS | | | | | | | | | | | | | | | | | | | | |
| 2.13.25 | MISSISSIPPI STATE | | | | | | | | | | | | | | | | | | | | |
| 2.16.25 | AT AUBURN | | | | | | | | | | | | | | | | | | | | |
| 2.20.25 | AT OKLAHOMA | | | | | | | | | | | | | | | | | | | | |
| 2.23.25 | SOUTH CAROLINA | | | | | | | | | | | | | | | | | | | | |
| 2.27.25 | TEXAS A&M | | | | | | | | | | | | | | | | | | | | |
| 3.2.25 | AT MISSOURI | | | | | | | | | | | | | | | | | | | | |
| TOTAL | | 0 | 00.00 | 0-0 | .000 | 0-0 | .000 | 0-0 | .000 | 0 | 0 | 0 | 0.0 | 0 | 0 | 0 | 0 | 0 | 0 | 0 | 0.0 |

CAREER STATS

| YEAR | GP | GS | MIN | AVG | FG | FGA | PCT | 3FG | 3FGA | 3PCT | FT | FTA | PCT | OFF | DEF | TOT | AVG | PF | FO | AST | TO | BLK | STL | PTS | AVG |
|---------------|-----------|-----------|-------------|-------------|------------|------------|-------------|----------|----------|-------------|------------|------------|-------------|------------|------------|------------|------------|------------|-----------|------------|------------|------------|------------|-------------|-------------|
| 2021-22 | 35 | 8 | 708 | 20.2 | 104 | 224 | .464 | 0 | 0 | .000 | 58 | 85 | .682 | 113 | 117 | 230 | 6.6 | 87 | 2 | 26 | 57 | 19 | 26 | 266 | 7.6 |
| 2022-23 | 31 | 31 | 798 | 25.7 | 136 | 294 | .463 | 0 | 1 | .000 | 72 | 114 | .632 | 91 | 137 | 228 | 7.4 | 87 | 5 | 35 | 67 | 45 | 25 | 344 | 11.1 |
| 2023-24 | 33 | 33 | 959 | 29.1 | 163 | 310 | .526 | 0 | 0 | .000 | 72 | 117 | .615 | 118 | 144 | 262 | 7.9 | 91 | 4 | 44 | 90 | 44 | 52 | 398 | 12.1 |
| 2024-25 | -- | -- | -- | -- | -- | -- | -- | -- | -- | -- | -- | -- | -- | -- | -- | -- | -- | -- | -- | -- | -- | -- | -- | -- | -- |
| CAREER | 99 | 72 | 2465 | 24.9 | 403 | 828 | .487 | 0 | 1 | .000 | 202 | 316 | .639 | 322 | 398 | 720 | 7.3 | 265 | 11 | 105 | 214 | 108 | 103 | 1008 | 10.2 |

GAME 1 Vanderbilt vs. Lipscomb

| | 1 | 2 | 3 | 4 | TOTAL |
|----------|----|----|----|----|------------|
| L | 15 | 10 | 14 | 11 | 50 |
| V | 31 | 22 | 28 | 21 | 102 |

DATE Nov. 4, 2024 **SITE** Memorial Gymnasium (Nashville, Tenn.)

TIPOFF 11:00 a.m. **END** 12:48 p.m. **ELAPSED** 1:48
ATTENDANCE 5,282

DORES DOMINATE BISONS

NASHVILLE, Tenn. – The Vanderbilt women's basketball team began the 2024-25 campaign in a big way, as the Commodores blitzed Lipscomb, 102-50, in Monday's season opener.

Vanderbilt scored 100-plus points for the first time under head coach Shea Ralph in the season-opening victory over the Bisons. The last time the Dores registered 100 or more points came on Nov. 25, 2019, when Vandy posted a 106-55 win at Tennessee State.

The Commodores move to 1-0 on the year, while Lipscomb falls to 0-1. With the win, Vanderbilt improves to 4-0 in season openers under Ralph. She becomes the first Vandy women's basketball coach to win four straight season openers to begin her career.

Sophomore Khamil Pierre registered her fifth career double-double in the season opener. The 6-2 forward scored a team-high 25 points and pulled down a team-best 14 rebounds in 24 minutes of action. The Phoenix, Arizona, native went 12-of-17 from the field and added five steals to her stat line. Pierre is the first Dore to record a double-double in the season opener since Koi Love's 19-point, 12-rebound effort against East Tennessee State in the first game of the 2020-21 campaign.

Pierre was one of four Vanderbilt players to register double-digit points against Lipscomb. Freshman Mikayla Blakes tallied 23 points in her Vanderbilt debut. Meanwhile, senior Iyana Moore added 15 points to extend her double-digit scoring streak to eight games, and sophomore Madison Greene collected 14 points off the bench in her first game with the Commodores since her season-ending knee injury against Lipscomb last year.

The Commodores used its size advantage against Lipscomb throughout the game, as Vandy scored 70 points in the paint, which allowed the Dores to shoot 53.1 percent from the field. Defensively, Vanderbilt held LU to 27.9 percent from the field and forced its Music City counterpart into 23 turnovers.

BOX SCORE

| NO. NAME | MIN | FG | 3P | FT | REBOUNDS | POINTS | ASSISTS | STEALS | BLOCKS | TS | TS% | SHOOTING BY PERIOD |
|--------------------|-------|------|-------|-------|----------|--------|---------|--------|--------|----|-----|--------------------|
| 10 Jane Nwabali | 23:55 | 5-8 | 0-0 | 2-4 | 3 | 14 | 2 | 5 | 1 | 2 | 2 | 50.0% |
| 12 Khamil Pierre | 27:46 | 8-16 | 1-1 | 2-2 | 8 | 10 | 2 | 3 | 17 | 0 | 0 | 50.0% |
| 1 Mikayla Blakes | 22:24 | 6-14 | 2-4 | 2-2 | 1 | 4 | 2 | 1 | 6 | 1 | 1 | 50.0% |
| 14 Anissa Osa | 20:48 | 1-3 | 0-1 | 2-2 | 1 | 3 | 1 | 2 | 3 | 1 | 0 | 33.3% |
| 21 Bella Vinson | 21:58 | 1-7 | 0-0 | 2-3 | 1 | 3 | 1 | 0 | 0 | 2 | 0 | 33.3% |
| 23 Iyana Moore | 22:13 | 0-7 | 0-2 | 2-2 | 2 | 2 | 2 | 2 | 1 | 2 | 0 | 0.0% |
| 32 Taylor Bowen | 18:40 | 0-4 | 0-0 | 1-3 | 4 | 1 | 1 | 1 | 0 | 0 | 0 | 0.0% |
| 0 Olivia Vandgriff | 19:58 | 0-2 | 0-0 | 1-3 | 3 | 2 | 0 | 0 | 1 | 1 | 0 | 0.0% |
| 2 Elena Bertrand | 26:48 | 0-11 | 0-2 | 2-2 | 1 | 5 | 1 | 1 | 6 | 0 | 0 | 0.0% |
| 22 Addison Melton | 21:52 | 2-9 | 2-7 | 2-2 | 1 | 2 | 1 | 1 | 8 | 0 | 1 | 27.3% |
| 31 Isabella Pitta | 15:50 | 0-0 | 0-0 | 1-2 | 1 | 2 | 1 | 1 | 0 | 1 | 1 | 0.0% |
| Team | | | | | | | | | | | | |
| Totals | 17:01 | 6:35 | 10:17 | 15:17 | 32 | 157 | 6 | 23 | 6 | 23 | 6 | 50.0% |

| NO. NAME | MIN | FG | 3P | FT | REBOUNDS | POINTS | ASSISTS | STEALS | BLOCKS | TS | TS% | SHOOTING BY PERIOD |
|-------------------|-------|------|------|------|----------|--------|---------|--------|--------|----|-----|--------------------|
| 20 SaMya Wyatt | 23:16 | 4-7 | 0-0 | 0-2 | 1 | 0 | 1 | 3 | 1 | 9 | 0 | 57.1% |
| 34 Jerry Nambere | 16:21 | 0-3 | 0-0 | 1-2 | 2 | 1 | 3 | 2 | 1 | 0 | 0 | 0.0% |
| 2 Nayrah Simmons | 18:17 | 2-4 | 1-1 | 0-0 | 0 | 2 | 1 | 5 | 1 | 0 | 0 | 50.0% |
| 5 Abby Carter | 23:18 | 4-7 | 0-1 | 0-0 | 1 | 2 | 3 | 0 | 1 | 2 | 0 | 50.0% |
| 10 La'Nya Foster | 21:47 | 1-4 | 1-2 | 0-0 | 0 | 1 | 4 | 3 | 2 | 1 | 2 | 25.0% |
| 3 Anisa Neelson | 18:46 | 0-3 | 0-1 | 0-2 | 0 | 0 | 1 | 2 | 0 | 0 | 0 | 0.0% |
| 4 Anissa Sheals | 27:53 | 3-13 | 0-4 | 1-4 | 0 | 5 | 3 | 3 | 2 | 6 | 0 | 33.3% |
| 0 Niesha Barnett | 18:20 | 0-0 | 0-0 | 0-0 | 1 | 2 | 3 | 4 | 2 | 1 | 1 | 0.0% |
| 32 Jeane Bransma | 12:47 | 0-1 | 0-0 | 0-0 | 1 | 1 | 4 | 0 | 0 | 0 | 0 | 0.0% |
| 15 Briana Tomacka | 16:08 | 1-4 | 1-4 | 0-0 | 0 | 0 | 3 | 0 | 0 | 0 | 0 | 25.0% |
| 21 Rose Armoudeh | 02:45 | 0-1 | 0-1 | 0-0 | 0 | 0 | 0 | 0 | 0 | 0 | 0 | 0.0% |
| Team | | | | | | | | | | | | |
| Totals | 15:52 | 3:14 | 4:14 | 8:20 | 38 | 27 | 10 | 9 | 23 | 6 | 2 | 50.0% |

| NO. NAME | MIN | FG | 3P | FT | REBOUNDS | POINTS | ASSISTS | STEALS | BLOCKS | TS | TS% | SHOOTING BY PERIOD |
|--------------------|-------|------|-------|-------|----------|--------|---------|--------|--------|----|-----|--------------------|
| 10 Jane Nwabali | 20:50 | 4-0 | 0-2 | 1-1 | 3 | 7 | 1 | 2 | 9 | 2 | 2 | 21.4% |
| 12 Khamil Pierre | 18:11 | 5-9 | 0-0 | 3-5 | 3 | 10 | 0 | 4 | 9 | 0 | 0 | 41.7% |
| 1 Mikayla Blakes | 15:31 | 5-8 | 2-4 | 4-5 | 2 | 1 | 3 | 6 | 1 | 1 | 1 | 58.3% |
| 11 Jordyn Oliver | 22:60 | 1-4 | 0-0 | 2-2 | 5 | 7 | 1 | 2 | 4 | 2 | 1 | 0.0% |
| 23 Iyana Moore | 24:23 | 5-10 | 1-3 | 5-6 | 1 | 2 | 3 | 3 | 16 | 2 | 0 | 40.0% |
| 4 Madison Greene | 30:15 | 1-0 | 1-1 | 1-1 | 3 | 4 | 2 | 5 | 3 | 2 | 1 | 33.3% |
| 14 Aiyana Mitchell | 16:19 | 2-4 | 0-0 | 1-2 | 2 | 4 | 2 | 2 | 2 | 5 | 0 | 0.0% |
| 24 Aya Makurat | 17:21 | 2-5 | 2-5 | 0-0 | 4 | 4 | 1 | 0 | 6 | 2 | 1 | 20.0% |
| 5 Letitia Kapinus | 21:15 | 3-8 | 0-1 | 1-1 | 2 | 4 | 6 | 1 | 7 | 1 | 2 | 21.4% |
| 2 Jada Brown | 06:06 | 0-1 | 0-1 | 0-0 | 1 | 2 | 1 | 1 | 1 | 0 | 0 | 0.0% |
| 30 Triny Wilson | 05:09 | 2-4 | 0-0 | 0-2 | 2 | 5 | 1 | 1 | 4 | 0 | 0 | 33.3% |
| Team | | | | | | | | | | | | |
| Totals | 32:71 | 6:17 | 23:30 | 21:34 | 55 | 112 | 20 | 15 | 12 | 8 | 2 | 50.0% |

INDIVIDUAL LEADERS

| POINTS | Khamil Pierre - 25 pts | Elena Bertrand - 16 pts |
|--|------------------------|-------------------------|
| REBOUNDS <td>Khamil Pierre - 14 reb</td> <td>Three tied with 4 reb</td> | Khamil Pierre - 14 reb | Three tied with 4 reb |
| ASSISTS <td>Mikayla Blakes - 5 ast</td> <td>Bella Vinson - 2 ast</td> | Mikayla Blakes - 5 ast | Bella Vinson - 2 ast |
| STEALS <td>Madison Greene - 6 stl</td> <td>Elena Bertrand - 2 stl</td> | Madison Greene - 6 stl | Elena Bertrand - 2 stl |
| BLOCKS <td>Khamil Pierre - 5 stl</td> <td>Claire McGowan - 2 stl</td> | Khamil Pierre - 5 stl | Claire McGowan - 2 stl |

GAME 2 Vanderbilt vs. Austin Peay

| | 1 | 2 | 3 | 4 | TOTAL |
|----------|----|----|----|----|-----------|
| A | 16 | 10 | 4 | 7 | 37 |
| V | 24 | 28 | 26 | 15 | 93 |

DATE Nov. 8, 2024 **SITE** Memorial Gymnasium (Nashville, Tenn.)

TIPOFF 6:30 p.m. **END** 8:31 p.m. **ELAPSED** 2:01
ATTENDANCE 2,343

DORES RUN AWAY FROM GOVERNORS

NASHVILLE, Tenn. – The Vanderbilt women's basketball rolled to a second-straight victory over the 2024-25 season, as the Commodores collected a 93-37 win over Austin Peay Friday night at Memorial Gym.

Sophomore Khamil Pierre posted her second-consecutive double-double to begin her 2024-25 campaign, as she scored 13 points and pulled down 10 rebounds against the Governors. Pierre becomes the first Dore since Koi Love in 2020-21 to start a season with two-straight double-doubles. It was also Pierre's sixth career double-double at Vandy.

The win moves Vanderbilt to 2-0 on the year, while Austin Peay falls to 0-2. It marks the second-straight season that the Dores have won the first two games of a season. The Commodores also improve to 26-5 against nonconference foes at Memorial Gym under head coach Shea Ralph. Vandy moved to 18-1 all-time against APSU, as the Dores have won 18-straight games against the Govs.

Pierre led a quartet of double-digit scorers for the Commodores on Friday's victory. She was joined by senior Iyana Moore and freshman Mikayla Blakes, who each scored a game-high 16 points. Moore's 16-point effort extended her double-digit scoring streak to nine games dating back to last season. Sophomore Madison Greene registered a team-best 13 points off the bench in a career-high 30 minutes of action. Greene and Moore each dished out a game-best three assists, while Blakes paced the Vandy with three steals.

Vanderbilt used a 24-0 run that started at the 1:46 mark of the second quarter and ended with 6:27 left to play in the third to put the Govs away for good. The Commodores scored the final 11 points of the second quarter, then registered the first 13 points of the third stanza.

Vanderbilt's extended run turned a 15-point lead into a 39-point advantage for the Dores.

The Vandy defense locked up Austin Peay over the final two frames, as the Commodores allowed 11 points over the final 20 minutes of play. Vanderbilt held APSU to four points in the third quarter. That marks the lowest point total allowed by the Commodores in a stanza since last season's contest at Butler, where Vandy held the Bulldogs to four second-quarter points.

The Dores shot 45.1 percent from the floor Friday while holding the Governors to a 28.8 field goal percentage. Vanderbilt scored 42 points in the paint and forced Austin Peay into 25 turnovers that turned into 33 points.

BOX SCORE

| NO. NAME | MIN | FG | 3P | FT | REBOUNDS | POINTS | ASSISTS | STEALS | BLOCKS | TS | TS% | SHOOTING BY PERIOD |
|-------------------|-------|------|------|------|----------|--------|---------|--------|--------|----|-----|--------------------|
| 20 SaMya Wyatt | 23:16 | 4-7 | 0-0 | 0-2 | 1 | 0 | 1 | 3 | 1 | 9 | 0 | 57.1% |
| 34 Jerry Nambere | 16:21 | 0-3 | 0-0 | 1-2 | 2 | 1 | 3 | 2 | 1 | 0 | 0 | 0.0% |
| 2 Nayrah Simmons | 18:17 | 2-4 | 1-1 | 0-0 | 0 | 2 | 1 | 5 | 1 | 0 | 0 | 50.0% |
| 5 Abby Carter | 23:18 | 4-7 | 0-1 | 0-0 | 1 | 2 | 3 | 0 | 1 | 2 | 0 | 50.0% |
| 10 La'Nya Foster | 21:47 | 1-4 | 1-2 | 0-0 | 0 | 1 | 4 | 3 | 2 | 1 | 2 | 25.0% |
| 3 Anisa Neelson | 18:46 | 0-3 | 0-1 | 0-2 | 0 | 0 | 1 | 2 | 0 | 0 | 0 | 0.0% |
| 4 Anissa Sheals | 27:53 | 3-13 | 0-4 | 1-4 | 0 | 5 | 3 | 3 | 2 | 6 | 0 | 33.3% |
| 0 Niesha Barnett | 18:20 | 0-0 | 0-0 | 0-0 | 1 | 2 | 3 | 4 | 2 | 1 | 1 | 0.0% |
| 32 Jeane Bransma | 12:47 | 0-1 | 0-0 | 0-0 | 1 | 1 | 4 | 0 | 0 | 0 | 0 | 0.0% |
| 15 Briana Tomacka | 16:08 | 1-4 | 1-4 | 0-0 | 0 | 0 | 3 | 0 | 0 | 0 | 0 | 25.0% |
| 21 Rose Armoudeh | 02:45 | 0-1 | 0-1 | 0-0 | 0 | 0 | 0 | 0 | 0 | 0 | 0 | 0.0% |
| Team | | | | | | | | | | | | |
| Totals | 15:52 | 3:14 | 4:14 | 8:20 | 38 | 27 | 10 | 9 | 23 | 6 | 2 | 50.0% |

| NO. NAME | MIN | FG | 3P | FT | REBOUNDS | POINTS | ASSISTS | STEALS | BLOCKS | TS | TS% | SHOOTING BY PERIOD |
|--------------------|-------|------|-------|-------|----------|--------|---------|--------|--------|----|-----|--------------------|
| 10 Jane Nwabali | 20:50 | 4-0 | 0-2 | 1-1 | 3 | 7 | 1 | 2 | 9 | 2 | 2 | 21.4% |
| 12 Khamil Pierre | 18:11 | 5-9 | 0-0 | 3-5 | 3 | 10 | 0 | 4 | 9 | 0 | 0 | 41.7% |
| 1 Mikayla Blakes | 15:31 | 5-8 | 2-4 | 4-5 | 2 | 1 | 3 | 6 | 1 | 1 | 1 | 58.3% |
| 11 Jordyn Oliver | 22:60 | 1-4 | 0-0 | 2-2 | 5 | 7 | 1 | 2 | 4 | 2 | 1 | 0.0% |
| 23 Iyana Moore | 24:23 | 5-10 | 1-3 | 5-6 | 1 | 2 | 3 | 3 | 16 | 2 | 0 | 40.0% |
| 4 Madison Greene | 30:15 | 1-0 | 1-1 | 1-1 | 3 | 4 | 2 | 5 | 3 | 2 | 1 | 33.3% |
| 14 Aiyana Mitchell | 16:19 | 2-4 | 0-0 | 1-2 | 2 | 4 | 2 | 2 | 2 | 5 | 0 | 0.0% |
| 24 Aya Makurat | 17:21 | 2-5 | 2-5 | 0-0 | 4 | 4 | 1 | 0 | 6 | 2 | 1 | 20.0% |
| 5 Letitia Kapinus | 21:15 | 3-8 | 0-1 | 1-1 | 2 | 4 | 6 | 1 | 7 | 1 | 2 | 21.4% |
| 2 Jada Brown | 06:06 | 0-1 | 0-1 | 0-0 | 1 | 2 | 1 | 1 | 1 | 0 | 0 | 0.0% |
| 30 Triny Wilson | 05:09 | 2-4 | 0-0 | 0-2 | 2 | 5 | 1 | 1 | 4 | 0 | 0 | 33.3% |
| Team | | | | | | | | | | | | |
| Totals | 32:71 | 6:17 | 23:30 | 21:34 | 55 | 112 | 20 | 15 | 12 | 8 | 2 | 50.0% |

INDIVIDUAL LEADERS

| POINTS | M. Blakes/J. Moore - 16 pts | A. Carter/S.Wyatt - 8 pts |
|---|-----------------------------|------------------------------|
| REBOUNDS <td>Khamil Pierre - 10 reb</td> <td>Anovia Sheals - 7 pts</td> | Khamil Pierre - 10 reb | Anovia Sheals - 7 pts |
| ASSISTS <td>Moore/M. Greene - 3 ast</td> <td>N. Burrell/A. Sheals - 2 ast</td> | Moore/M. Greene - 3 ast | N. Burrell/A. Sheals - 2 ast |
| STEALS <td>Three tied with 2 stl</td> <td>L. Foster/N. Simmons - 1 ast</td> | Three tied with 2 stl | L. Foster/N. Simmons - 1 ast |
| BLOCKS <td>Three tied with 2 blk</td> <td>La'Nya Foster - 2 blk</td> | Three tied with 2 blk | La'Nya Foster - 2 blk |

GAME 3 Vanderbilt at South Florida

| | 1 | 2 | 3 | 4 | TOTAL |
|----------|----|----|----|----|-----------|
| V | 19 | 15 | 20 | 8 | 62 |
| G | 17 | 9 | 11 | 12 | 49 |

DATE Nov. 14, 2024 **SITE** Yuengling Center (Tampa, Fla.)

TIPOFF 6:00 p.m. **END** 7:44 p.m. **ELAPSED** 1:44
ATTENDANCE 2,606

DORES DORES REIN IN BULLS

TAMPA, Fla. – The Vanderbilt women's basketball team continued to play stellar defense in the early stages of the 2024-25 season, as the Commodores locked up South Florida on Thursday night to pick up a 62-49 win on the road.

The Dores forced the Bulls into 23 turnovers that turned into 19 points for Vanderbilt. Vandy limited USF to 36.8 percent from the floor, as the Dores did not allow a 3-point field goal over the final two quarters of play. Vanderbilt held South Florida to 12 or fewer points in the second and fourth quarters, marking the seventh time Vandy has accomplished the feat in 12 quarters this season.

The win moves the Commodores to 3-0 on the year, while South Florida falls to an even 2-2. Vandy has now won its first three games of the year in back-to-back seasons.

Sophomore Khamil Pierre

GAME RECAPS

GAME 4 Vanderbilt vs. Butler

Scoreboard for Game 4: Vanderbilt vs. Butler. Vanderbilt 81, Butler 52. Final score: 81-52.

DATE Nov. 17, 2024 SITE Memorial Gymnasium (Nashville, Tenn.)

TIPOFF 2:00 p.m. END 3:45 p.m. ELAPSED 1:45 ATTENDANCE 2,615

DORES CAGE BULLDOGS

NASHVILLE, Tenn. – The duo of freshman Mikayla Blakes and sophomore Khamil Pierre sparked the Vanderbilt women's basketball team to a 81-52 win over Butler on Sunday to kick off a three-game homestand at Memorial Gymnasium.

The Commodore underclassmen outscored Butler by a point, as they combined to register 53 points against the Bulldogs. Blakes registered a career-high 29 points in Sunday's win, while Pierre chipped in 24 points. They are the first set of Vandy women's basketball players to score 20 points in a game since Jan. 7, 2024, when Jordyn Cambridge (24 points) and Iyana Moore (20 points) accomplished the feat against Florida at Memorial Gym.

The win improves Vanderbilt to 4-0 on the year, as the Dores handed the Bulldogs, who are now 3-1, their first loss of the 2024-25 campaign.

Blakes' 29-point performance against Butler is tied for the fifth-most points scored by a Vanderbilt freshman in a game. She matches with Kady Schram (vs. LSU, Jan. 29, 2012), Barbara Brackman (vs. Duke, March 13, 1982), and Harriet Brumfield (at Delta State, Feb. 20, 1982, and vs. Northwestern, Nov. 27, 1981). Blakes also extends her double-digit scoring streak to four games to open her Vanderbilt career.

Pierre had a 24-point performance to extend her double-digit scoring streak to seven games dating back to last season. The 6-2 forward pulled down a game-high eight rebounds, bringing her three-game double-double streak to an end. It is the third time in Pierre's collegiate career that she has scored 20 or more points in a game. She also collected a game-best four steals against the Bulldogs.

The Commodores shot 50.9 percent from the field on Sunday while limiting Butler to a 38.3 percent success rate from the floor. The Dores hit a season-high eight 3-pointers in the win and held a 33-25 edge on the glass. Vandy forced Butler into 30 turnovers, which turned into 41 points for the Commodores.

BOX SCORE

Box score for Game 4: Vanderbilt vs. Butler. Includes player stats for Butler (e.g., Katelyn Norman, Riley Makulasky) and Vanderbilt (e.g., Janae Nwabali, Khamil Pierre).

BOX SCORE

Box score for Game 4: Vanderbilt vs. Butler. Includes team statistics for Butler and Vanderbilt, such as points from, turnovers, and rebounds.

Summary statistics for Game 4: Butler vs. Vanderbilt. Points from, turnovers, and rebounds for both teams.

INDIVIDUAL LEADERS

Individual leaders for Game 4: Mikayla Blakes (29 pts), Khamil Pierre (24 pts), Elena Bertrand (16 pts), etc.

GAME 5 Vanderbilt vs. Hampton

Scoreboard for Game 5: Vanderbilt vs. Hampton. Vanderbilt 94, Hampton 45. Final score: 94-45.

DATE Nov. 20, 2024 SITE Memorial Gymnasium (Nashville, Tenn.)

TIPOFF 6:30 p.m. END 8:11 p.m. ELAPSED 1:41 ATTENDANCE 2,353

DORES SINK LADY PIRATES

NASHVILLE, Tenn. – The Vanderbilt women's basketball team rolled to a 94-45 victory over Hampton Wednesday night at Memorial Gymnasium, as the Commodores remain perfect at 5-0 to open the 2024-25 season.

With the win, Vanderbilt improves to 5-0 for the third year in a row. It marks the first time in program history that the Dores have opened three consecutive seasons at 5-0. The loss drops Hampton to 1-3 overall this season.

The Commodores got off to a slow start but used a 5-17 run between the second and third quarters that broke a 23-23 tie and gave Vandy a 44-30 advantage. The Dores held the Lady Pirates scoreless for 7:05 of game time and rolled off 26 straight points during the stretch to post its longest-scoring run of the season. It is also the second time that Vanderbilt has scored 20+ points in a row this season, as the Commodores put up 24 straight points against Austin Peay on Nov. 8.

Freshman Mikayla Blakes turned in another spectacular performance. She scored a game-high 22 points and dished out a career-best eight assists to go along with three steals. Blakes, who was named the SEC Freshman of the Week for the first time in her career earlier this week, is the only Commodore since at least 2009-10 to register at least 15-plus points and two or more steals in each of their first five games at Vanderbilt.

Sophomore Khamil Pierre collected her fourth double-double of the season with a 15-point, 12-rebound effort against the Lady Pirates. The 6-2 forward was one of four double-digit scorers for the Commodores in Wednesday's victory. Senior Iyana Moore returned from a one-game absence and scored 12 points, going 5-of-10 from the floor. Sophomore Madison Greene chipped in 11 points off the bench after starting in the last two games in Moore's place. Greene has now scored double-digit points in all three games she has come off the bench this season.

Vanderbilt shot 54.3 percent from the field. It is the third time that the Commodores have shot over 50 percent from the floor in 2024-25. The Dores held Hampton to 36.7 percent from the floor and allowed a season-low three three-point field goals. Vandy forced HU into 24 turnovers, which the Commodores turned into 36 points.

BOX SCORE

Box score for Game 5: Vanderbilt vs. Hampton. Includes player stats for Hampton (e.g., Astia Dabo, Afrina Nikishina) and Vanderbilt (e.g., Janae Nwabali, Khamil Pierre).

BOX SCORE

Box score for Game 5: Vanderbilt vs. Hampton. Includes team statistics for Hampton and Vanderbilt, such as points from, turnovers, and rebounds.

BOX SCORE

Summary statistics for Game 5: Hampton vs. Vanderbilt. Points from, turnovers, and rebounds for both teams.

INDIVIDUAL LEADERS

Individual leaders for Game 5: Mikayla Blakes (22 pts), Khamil Pierre (15 pts), A.Dabo/J. Dublin (12 pts), etc.

GAME 6 Vanderbilt vs. Samford

Scoreboard for Game 6: Vanderbilt vs. Samford. Vanderbilt 104, Samford 59. Final score: 104-59.

DATE Nov. 22, 2024 SITE Memorial Gymnasium (Nashville, Tenn.)

TIPOFF 6:30 p.m. END 8:27 p.m. ELAPSED 1:56 ATTENDANCE 2,524

REMAINING PERFECT

NASHVILLE, Tenn. – The Vanderbilt women's basketball registered 104-plus points for the second time this season, as the Commodores posted a 104-59 win over Samford Friday at Memorial Gymnasium to close out a three-game homestand.

Vandy got a pair of double-doubles from sophomore Khamil Pierre and graduate student Leilani Kapinus in the win over the Bulldogs. The duo were among six Commodores to score double figures on Friday. They are the first set of Commodore teammates to post a double-double in the same game since March 7, 2024, when Pierre (16 points, 15 rebounds) and Sacha Washington (10 points, 11 rebounds) accomplished the feat against Florida in the first round of the 2024 SEC Tournament.

With the win, Vanderbilt improves to 6-0 for the second-straight season, while Samford falls to 2-5. It is the first time since the 2003-04 and 2004-05 campaigns that the Commodores have started back-to-back seasons with six-straight victories.

Pierre registered a game-high 21 points and pulled down a team-best 12 rebounds. She now has five double-doubles this season, which is tied for the most in all of NCAA Division I. The 6-2 forward went 10-of-16 from the floor and added four steals to her stat line against the Bulldogs.

Kapinus posted her first double-double at Vanderbilt with an 11-point, 10-rebound effort off the bench. It is Kapinus' 13th career double-double, while she is the first Dore to record a double-double off the bench since Pierre's 17-point, 10-rebound performance vs. Auburn on Jan. 18, 2024.

The duo were two of six Commodores to score double-digit points in Friday's victory. Sophomore Madison Greene tallied a season-high 16 points off the bench and went 7-of-9 from the field. Greene registered a career-high six assists against the Bulldogs. Freshman Mikayla Blakes collected 14 points to extend her double-digit streak to six games to open her Vandy career and dished out five assists.

Senior Iyana Moore matched Kapinus with 11 points. Sophomore Aiyana Mitchell scored double figures for the first time in her Vandy career with a 10-point outing against Samford.

The Commodore offense was humming once again against Samford, as the Dores scored 104 points for the second time this season. The first came in the 102-50 season-opening victory over Lipscomb on Nov. 4. It is the first time since 2010-11 that Vanderbilt has scored 100+ points in multiple games in a single campaign.

Vandy shot 50.6 percent from the field, as the Dores have now posted a shooting percentage of 50 percent or higher in each of their last three games. Vandy forced Samford into 22 turnovers, which turned into 24 points. The Commodores used their size advantage over the Bulldogs throughout the night, as Vanderbilt outscored its opponent 60-22 in points in the paint. Vandy also tallied a season-high 43 points off the bench in the win.

BOX SCORE

Box score for Game 6: Vanderbilt vs. Samford. Includes player stats for Samford (e.g., Emily Bowman, Kennedy Langham) and Vanderbilt (e.g., Janae Nwabali, Khamil Pierre).

BOX SCORE

Summary statistics for Game 6: Samford vs. Vanderbilt. Points from, turnovers, and rebounds for both teams.

INDIVIDUAL LEADERS

Individual leaders for Game 6: Khamil Pierre (21 pts), Madison Greene (16 pts), Leilani Kapinus (10 reb), etc.

GAME RECAPS

GAME 7 Vanderbilt vs. Arizona

| | 1 | 2 | 3 | 4 | TOTAL |
|--|----|----|----|----|-----------|
| | 15 | 16 | 19 | 21 | 71 |
| | 7 | 11 | 19 | 23 | 60 |

DATE Nov. 26, 2024 SITE Acrisure Arena (Palm Springs, Calif.)

TIPOFF 3:30 p.m. END 5:32 p.m. ELAPSED 2:03 ATTENDANCE 450

DORES HOLD ON AGAINST WILDCATS

PALM SPRINGS, Calif. - Sophomore Khamil Pierre and Mikayla Blakes each had a 20-plus point performance in the first game of the 2024 Acrisure Classic to lift the Vanderbilt women's basketball team past Arizona, 71-60, Tuesday afternoon.

Vandy's underclass duo registered a combined 48 points as Pierre scored 25 points and Blakes tallied 23 points in the win over the Wildcats. It is the third time this season that the duo registered 20-plus points in the same game. Earlier in the day the pair swept the SEC weekly awards, as Pierre was named SEC Player of the Week and Blakes earned her second-straight SEC Freshman of the Week honor.

With the win, the Commodores improve to 7-0 on the year, while Arizona falls to 6-2 overall. Vanderbilt has now opened back-to-back seasons by winning their first seven games. The last time that happened was during the 1991-92 and 1992-93 campaigns.

Pierre registered her sixth double-double-double of the year to move back into a tie for the most in NCAA Division I this season with LSU's Aneesa Morrow. The Phoenix, Arizona, native scored a game-high 25 points and matched her career-best performance on the glass with 15 rebounds against her home-state team. It is the third-straight double-double for the 6-2 forward and extends her double-digit scoring streak to a career-high 10 games. Pierre flirted with a triple-double against the Wildcats, as she added a career-best seven steals to her stat line.

Blakes scored 23 points and dished out four steals in the victory. She extended her double-digit scoring streak to seven games to begin her Vandy career. She is the first Commodore since at least the 2009-10 season to open their Vanderbilt career by scoring 14-plus points and collecting multiple steals in their first seven games.

The Commodores were held to a season-low 71 points as Vandy shot 38.9 percent from the field. Arizona held a 43.1 percent shooting percentage, though the Dores forced them into 26 turnovers that turned into 29 points for Vanderbilt. Coach Ralph's team has forced at least 20 turnovers in every game during the 2024-25 campaign.

BOX SCORE

| NO. Name | Min | FG | 3P | FT | Rebounds | Fouls | TP | AS | TO | ST | Blocks | +/- | Shooting By Period | | |
|--------------------|-------|-------|-------|-----|----------|-------|----|----|----|----|--------|-----|--------------------|-----|-------|
| | | | | | | | | | | | | | pts | fg% | |
| 12 Khamil Pierre | 36:12 | 10:18 | 0:0 | 5:9 | 3 | 12 | 15 | 3 | 5 | 25 | 3 | 0 | 1 | 8 | 33% |
| 1 Mikayla Blakes | 34:31 | 6:14 | 5:8 | 6:6 | 0 | 2 | 4 | 8 | 23 | 4 | 1 | 4 | 0 | 14 | 33% |
| 4 Madison Greene | 16:04 | 1:4 | 0:2 | 1:2 | 2 | 1 | 3 | 2 | 1 | 3 | 4 | 0 | 0 | 4 | 0% |
| 11 Jordyn Oliver | 36:55 | 1:4 | 0:0 | 4:4 | 4 | 8 | 1 | 1 | 2 | 0 | 3 | 0 | 2 | 12 | 0% |
| 23 Iyana Moore | 37:20 | 1:9 | 1:2 | 0:0 | 0 | 0 | 3 | 0 | 3 | 4 | 7 | 3 | 0 | 10 | 0% |
| 5 Leiani Kapinus | 25:22 | 1:3 | 0:1 | 5:6 | 1 | 2 | 3 | 2 | 3 | 7 | 1 | 0 | 3 | 14 | 0% |
| 14 Ayana Mitchell | 04:01 | 0:0 | 0:0 | 5:6 | 2 | 0 | 3 | 5 | 0 | 1 | 0 | 0 | 0 | 3 | 0% |
| 10 Jane Nwabia | 03:30 | 0:0 | 0:0 | 1:2 | 0 | 0 | 1 | 1 | 1 | 1 | 0 | 0 | 0 | 1 | 0% |
| 13 Justine Piessot | 04:56 | 1:2 | 0:1 | 0:0 | 0 | 0 | 0 | 2 | 0 | 0 | 0 | 0 | 0 | 1 | 0% |
| Team | | | | 3 | 4 | 7 | 0 | 0 | 1 | | | | | | |
| Totals | 21:54 | 61:4 | 23:31 | 15 | 25 | 40 | 19 | 22 | 71 | 12 | 23 | 19 | 2 | 111 | 38.9% |

| NO. Name | Min | FG | 3P | FT | Rebounds | Fouls | TP | AS | TO | ST | Blocks | +/- | Shooting By Period | | |
|---------------------|-------|-------|------|-----|----------|-------|----|----|----|----|--------|-----|--------------------|-----|-----|
| | | | | | | | | | | | | | pts | fg% | |
| 25 Breya Cunningham | 35:14 | 6:13 | 0:0 | 1:2 | 4 | 5 | 9 | 3 | 2 | 17 | 1 | 3 | 0 | 10 | 17% |
| 39 Issa Beh | 27:52 | 1:2 | 0:0 | 0:0 | 2 | 3 | 2 | 1 | 12 | 1 | 1 | 4 | 0 | 0 | 0% |
| 2 Jada Williams | 26:39 | 0:13 | 5:6 | 4 | 4 | 8 | 20 | 1 | 7 | 6 | 0 | 0 | 0 | 9 | 0% |
| 4 Skylar Jones | 03:25 | 3:9 | 0:1 | 0:1 | 0 | 0 | 0 | 4 | 2 | 6 | 1 | 0 | 1 | 0 | 0% |
| 23 Paulina Paris | 31:33 | 4:10 | 1:2 | 0:2 | 3 | 2 | 4 | 3 | 9 | 3 | 1 | 1 | 0 | 13 | 0% |
| 11 Lauryn Davern | 24:08 | 0:9 | 0:2 | 0:0 | 2 | 2 | 1 | 1 | 0 | 2 | 0 | 0 | 0 | 1 | 0% |
| 11 Sahnya Jah | 16:16 | 3:6 | 0:0 | 0 | 0 | 1 | 1 | 4 | 1 | 2 | 0 | 0 | 0 | 1 | 0% |
| 12 Montaya Dew | 10:24 | 0:2 | 0:0 | 0:0 | 0 | 0 | 1 | 0 | 2 | 1 | 0 | 1 | 0 | 2 | 0% |
| 13 Madison Ruff | 01:20 | 0:0 | 0:0 | 0:0 | 0 | 0 | 0 | 1 | 0 | 0 | 0 | 0 | 0 | 1 | 0% |
| Team | | | | 2 | 5 | 7 | 0 | 0 | 2 | | | | | | |
| Totals | 25:58 | 41:16 | 6:11 | 11 | 22 | 33 | 22 | 19 | 60 | 12 | 26 | 11 | 2 | 111 | 40% |

| VANDY | ARI | Points from Turnovers | WANDY | ARI | Period by Period Scoring | |
|------------------|---------------------------|--------------------------|-------|-----|--------------------------|-----|
| | | | | | 1st | 2nd |
| Biggest lead | 20 (3 rd 8:46) | 1 (1 st 9:06) | 29 | 19 | | |
| Best Scoring Run | 14 (3 rd 8:46) | 8 (3 rd 4:37) | 20 | 40 | | |
| Lead Changes | 2 | 2 | | | | |
| Times Tied | 0 | 9 | 8 | 8 | | |
| Time with Lead | 38:43 | 00:50 | Bench | 15 | 6 | |

INDIVIDUAL LEADERS

| Points | Rebounds | Assists | Steals | Blocks |
|---------------------------|--------------------------|----------------------------|------------------------|------------------------|
| Khamil Pierre - 25 pts | Khamil Pierre - 15 reb | M. Blakes/L. Moore - 4 ast | Khamil Pierre - 7 stl | Leiani Kapinus - 2 blk |
| Mikayla Blakes - 23 pts | Jordyn Oliver - 8 reb | Paulina Paris - 3 ast | Mikayla Blakes - 4 stl | Jada Williams - 2 pts |
| Breya Cunningham - 17 pts | Breya Cunningham - 9 reb | M. Dew/L. Swann - 2 ast | Jada Williams - 6 stl | I. Beh/M. Dew - 1 blk |

GAME 8 Vanderbilt vs. Michigan St.

| | 1 | 2 | 3 | 4 | TOTAL |
|--|----|----|----|----|-----------|
| | 16 | 13 | 16 | 33 | 78 |
| | 19 | 8 | 22 | 21 | 70 |

DATE Nov. 27, 2024 SITE Acrisure Arena (Palm Springs, Calif.)

TIPOFF 3:30 p.m. END 5:37 p.m. ELAPSED 2:08 ATTENDANCE 615

DORES DROP FIRST CONTEST OF 2024-25

PALM SPRINGS, Calif. - The Vanderbilt women's basketball team dropped its first contest of the 2024-25 season, as the Commodores fell to Michigan State, 78-70, in the championship game of the 2024 Acrisure Classic.

In a close contest featuring 14 lead changes, Michigan State used a late rally to down the Commodores. Vanderbilt held a 57-56 lead midway through the fourth quarter before the Spartans went on a 17-5 run over the next three minutes of play to take a 73-62 lead that the Dores could not overcome.

The loss moves Vanderbilt to 7-1 on the year, while Michigan State remains a perfect 8-0 overall.

Vandy had a quartet of players register double-digit points on Wednesday. Sophomore Khamil Pierre tallied a team-high 19 points to extend her career-long double-digit scoring streak to 12 games. She went 8-of-14 from the floor, collected a team-best four steals, and dished out a season-best four assists. Pierre was one of three Dores to pull down a team-best six rebounds as her three-game double-double streak came to an end on Wednesday.

Senior Ilyana Moore had a season-high 17-point performance in the loss. Freshman Mikayla Blakes extended her double-digit scoring streak to eight games to begin her career with a 13-point effort. Blakes added a pair of steals against the Spartans to remain the only Commodore since at least 2009-10 to start her Vandy career by scoring double-digit points and having multiple steals in each of their first eight games. Graduate student Jordyn Oliver tallied a season-best 10 points and matched Pierre with a team-high four assists.

Vanderbilt shot 40.6 percent from the field, while Michigan State posted a 43.1 percent shooting percentage. The Commodores forced 24 MSU turnovers, which turned into 23 points off turnovers. MSU outrebounded Vanderbilt 48-34 and had 20 offensive boards, which turned into 16 second-chance points for the Spartans.

BOX SCORE

| NO. Name | Min | FG | 3P | FT | Rebounds | Fouls | TP | AS | TO | ST | Blocks | +/- | Shooting By Period | | |
|---------------------|-------|-------|-------|-----|----------|-------|----|----|----|----|--------|-----|--------------------|-----|-----|
| | | | | | | | | | | | | | pts | fg% | |
| 11 Jocelyn Tate | 27:42 | 1:4 | 0:1 | 4:6 | 4 | 1 | 5 | 4 | 3 | 6 | 1 | 4 | 0 | 1 | 11% |
| 14 Grace VanSlooten | 27:43 | 11:19 | 0:0 | 3:5 | 4 | 10 | 2 | 5 | 25 | 0 | 2 | 5 | 0 | 14 | 24% |
| 1 Jaeshia Simmons | 33:18 | 1:5 | 0:0 | 2:4 | 5 | 4 | 9 | 4 | 2 | 5 | 1 | 1 | 0 | 0 | 11% |
| 4 Theryn Hallock | 36:32 | 3:10 | 1:2 | 2:2 | 1 | 0 | 1 | 2 | 9 | 16 | 5 | 2 | 0 | 0 | 8% |
| 40 Julia Ayrault | 32:14 | 5:13 | 3:5 | 5:6 | 2 | 10 | 12 | 4 | 5 | 24 | 2 | 4 | 2 | 0 | 18% |
| 22 Nyiah Hampton | 16:27 | 0:5 | 0:1 | 1:2 | 0 | 1 | 1 | 3 | 5 | 2 | 4 | 2 | 0 | 0 | 0% |
| 5 Emma Shumate | 07:23 | 0:0 | 0:0 | 0:0 | 0 | 0 | 0 | 0 | 1 | 0 | 0 | 0 | 0 | 0 | 0% |
| 2 Abbey Kimball | 05:07 | 0:3 | 0:1 | 0:0 | 1 | 0 | 1 | 0 | 0 | 0 | 0 | 0 | 0 | 0 | 0% |
| 15 Ines Sotelo | 17:05 | 2:4 | 0:0 | 1:4 | 5 | 1 | 1 | 1 | 4 | 2 | 1 | 1 | 0 | 12 | 24% |
| 35 Kennedy Blair | 01:55 | 0:1 | 0:0 | 0:0 | 0 | 0 | 0 | 0 | 0 | 0 | 0 | 0 | 0 | 0 | 0% |
| 33 Juliann Woodard | 04:34 | 0:1 | 0:1 | 0:0 | 1 | 1 | 2 | 0 | 0 | 1 | 0 | 0 | 0 | 0 | 0% |
| Team | | | | 1 | 2 | 3 | 0 | 0 | 1 | | | | | | |
| Totals | 28:45 | 41:12 | 19:25 | 20 | 28 | 48 | 21 | 22 | 79 | 15 | 24 | 14 | 7 | 3 | 41% |

| NO. Name | Min | FG | 3P | FT | Rebounds | Fouls | TP | AS | TO | ST | Blocks | +/- | Shooting By Period | | |
|--------------------|-------|-------|-------|-----|----------|-------|----|----|----|----|--------|-----|--------------------|-----|-------|
| | | | | | | | | | | | | | pts | fg% | |
| 12 Khamil Pierre | 28:15 | 8:14 | 0:0 | 3:5 | 4 | 2 | 6 | 5 | 19 | 4 | 1 | 4 | 0 | 2 | 11% |
| 1 Mikayla Blakes | 28:27 | 2:10 | 1:4 | 6:6 | 1 | 0 | 1 | 3 | 7 | 13 | 3 | 2 | 0 | 0 | 14% |
| 4 Madison Greene | 03:28 | 0:8 | 0:2 | 0:0 | 1 | 1 | 3 | 4 | 1 | 2 | 0 | 2 | 0 | 2 | 0% |
| 11 Jordyn Oliver | 37:19 | 5:17 | 0:0 | 2:4 | 6 | 2 | 0 | 10 | 4 | 3 | 3 | 1 | 0 | 14 | 24% |
| 23 Ilyana Moore | 40:00 | 5:20 | 2:7 | 5:7 | 4 | 4 | 4 | 5 | 17 | 3 | 8 | 0 | 0 | 2 | 4% |
| 5 Leiani Kapinus | 19:53 | 0:1 | 0:0 | 1:2 | 0 | 3 | 3 | 1 | 1 | 1 | 2 | 1 | 0 | 3 | 0% |
| 10 Jane Nwabia | 02:41 | 0:0 | 0:0 | 0:0 | 0 | 0 | 0 | 0 | 0 | 0 | 0 | 0 | 0 | 0 | 0% |
| 14 Ayana Mitchell | 10:45 | 3:3 | 0:0 | 0:0 | 2 | 4 | 4 | 1 | 6 | 2 | 1 | 1 | 0 | 0 | 4% |
| 13 Justine Piessot | 04:53 | 0:1 | 0:1 | 0:0 | 1 | 1 | 0 | 0 | 1 | 0 | 1 | 0 | 0 | 2 | 0% |
| Team | | | | 5 | 1 | 6 | 0 | 0 | 0 | | | | | | |
| Totals | 28:44 | 31:14 | 15:20 | 14 | 20 | 34 | 22 | 21 | 70 | 17 | 21 | 13 | 3 | 21 | 40.6% |

| MSU | VAN | Points from Turnovers | MSU | VAN | Period by Period Scoring | |
|------------------|---------------------------|---------------------------|-------|-----|--------------------------|-----|
| | | | | | 1st | 2nd |
| Biggest lead | 11 (4 th 1:45) | 10 (1 st 4:15) | 23 | 23 | | |
| Best Scoring Run | 9 (4 th 9:27) | 8 (1 st 4:15) | 16 | 48 | 42 | |
| Lead Changes | 14 | 6 | 16 | 14 | | |
| Times Tied | 6 | 15 | 16 | 15 | | |
| Time with Lead | 15:00 | 22:58 | Bench | 9 | 7 | |

INDIVIDUAL LEADERS

| Points | Rebounds | Assists | Steals | Blocks |
|------------------------|------------------------|-----------------------------|--------------------------|--------------------------|
| Khamil Pierre - 19 pts | Three Tied with 6 reb | J. Oliver/K. Pierre - 4 ast | Khamil Pierre - 4 stl | Three Tied with 1 blk |
| Ilyana Moore - 17 pts | Iyana Moore - 4 reb | M. Blakes/J. Oliver - 3 ast | Jordyn Oliver - 3 stl | Grace VanSlooten - 4 blk |
| Julia Ayrault - 24 pts | Julia Ayrault - 12 reb | Theryn Hallock - 6 ast | Grace VanSlooten - 5 stl | Julia Ayrault - 2 blk |

GAME 9 Vanderbilt vs. App State

| | 1 | 2 | 3 | 4 | TOTAL |
|--|----|----|----|----|-----------|
| | 2 | 13 | 16 | 9 | 40 |
| | 33 | 18 | 14 | 29 | 94 |

DATE Dec. 1, 2024 SITE Memorial Gymnasium (Nashville, Tenn.)

TIPOFF 2 p.m. END 3:44 p.m. ELAPSED 1:44 ATTENDANCE 2,621

MOUNTAIN BLASTER

NASHVILLE, Tenn. - The Vanderbilt women's basketball team rolled to a 94-40 victory over Appalachian State Sunday afternoon at Memorial Gymnasium.

The Commodores outscored the Mountaineers 33-2 in the first quarter and never looked back. Vanderbilt posted its fourth 50-plus-point win of the season to improve to 8-1, while App State fell to 3-4.

The two points allowed by the Dores in the opening stanza were the fewest that Vanderbilt has allowed in any quarter in school history. The previous record was three points, which happened twice, once against Fordham on Dec. 30, 2015, and then again vs. Rutgers on Nov. 26, 2021, with both taking place in the second quarter. The NCAA switched from two halves to four quarters before the 2015-16 season.

Vanderbilt scored over 90 points in a game for the fifth time this season. A total of five players registered double-digit points against App State, as every Commodore that played on Sunday scored.

Freshman Mikayla Blakes led the charge with a 20-point performance. It is the fifth game this season that the guard has registered 20-plus points in a game. Blakes added a career-high seven steals and dished out six assists against the Mountaineers. She remains the only Commodore to score 10-plus points and collect multiple steals in each of their first nine games at Vandy.

Senior Ilyana Moore posted double-digit points for the fourth time over her last five games with 13 points. Her 13-point performance put her over 1,000 points career scored at Vanderbilt. She has amassed 1,002 career points in 76 games, as Moore is the 42nd Commodore to join the school's 1,000-point club.

Graduate student Jane Nwabia tallied 12 points, which marks the highest point total at Vanderbilt for the transfer. Sophomore Ayana Mitchell made her first career start at Vanderbilt and matched career-best in points (10) and rebounds (6) in 20 minutes of action. Fellow sophomore Aga Makurat rounded out the group with a season-best 10 points.

Vanderbilt

GAME RECAPS

GAME 10 Vanderbilt at Miami

| | 1 | 2 | 3 | 4 | TOTAL |
|----------|----|----|----|----|-----------|
| V | 23 | 23 | 23 | 19 | 88 |
| U | 13 | 18 | 24 | 15 | 70 |

DATE Dec. 4, 2024 **SITE** Watsco Center (Coral Gables, Fla.)

TIPOFF 4:00 p.m. **END** 5:55 p.m. **ELAPSED** 1:55
ATTENDANCE 2,107

DORES BREAK UP HURRICANES

CORAL GABLES, Fla. - Freshman Mikayla Blakes recorded her second-straight 20-plus point performance, while sophomore Khamil Pierre recorded her seventh double-double of the season Wednesday night in an 88-70 win at Miami as part of the SEC/ACC Challenge.

The duo of Blakes and Pierre combined to score 54 points against the Hurricanes. Pierre matched her career-best with a 28-point performance, while Blakes registered 26 points. It is the fourth time this season that the duo has scored over 20 points apiece in a game.

With the win, Vanderbilt improves to 9-1 on the year. The Commodores hand the Hurricanes their first loss of the 2024-25 campaign, as Miami now stands at 7-1 overall.

Pierre equalled her career-best performance of 28 points, which she first registered at Georgia on Feb. 11, 2024, as a freshman. The 6-2 forward also pulled down a game-best 13 rebounds to post her seventh double-double of the season, which is the second-most in all of NCAA Division I. It was her sixth game of the year with 20 or more points, while she added a team-best four steals to her stat line.

Blakes registered 26 points in the victory. It is Blakes' sixth game with 20 or more points this season, as her 26-point performance marks the 12th-most points scored in a game by a Vanderbilt freshman.

Senior Iyana Moore, who scored her 1,000th career point at Vandy in her last contest, registered 13 points in the win. It is Moore's 50th career game, scoring double-digit points at Vanderbilt. She also handed out a season-high seven assists. Graduate student Jordyn Oliver pulled down a season-best nine rebounds as the Commodores outrebound Miami 36-24.

The Commodores hit nine 3-point field goals on Wednesday, led by Blakes' five makes behind the arc, which ties her career-best performance. Vanderbilt shot an even 50 percent from the field, while Miami posted a 52.8 percent success rate from the field. The Dores forced Miami into 21 turnovers, which turned into 27 Vandy points.

BOX SCORE

| Vanderbilt - 88 | | Record: 9-1 | | | | | | | | | | | | |
|-------------------|--------------|--------------|--------------|--------------|-----------|-----------|-----------|-----------|-----------|-----------|-----------|----------|----------|------------|
| NO. Name | Min | FG | 3P | FT | Rebounds | Fouls | TP | AS | TO | ST | Blocks | + | - | |
| 10 Jane Nwabia | 29:01 | 1-3 | 0-0 | 1-1 | 0 | 1 | 2 | 0 | 2 | 1 | 0 | 0 | 0 | 4 |
| 12 Khamil Pierre | 35:45 | 11-17 | 0-0 | 6-8 | 8 | 5 | 13 | 3 | 5 | 28 | 0 | 0 | 0 | 19 |
| 1 Mikayla Blakes | 37:14 | 10-25 | 1-4 | 1-2 | 9 | 1 | 2 | 5 | 26 | 3 | 0 | 0 | 0 | 11 |
| 11 Jordyn Oliver | 37:06 | 1-3 | 0-0 | 3-6 | 9 | 0 | 0 | 0 | 2 | 4 | 2 | 0 | 0 | 19 |
| 23 Iyana Moore | 35:21 | 4-11 | 3-6 | 2-2 | 1 | 3 | 2 | 3 | 13 | 7 | 0 | 0 | 0 | 19 |
| 5 Leliani Kapinus | 22:32 | 3-7 | 2-3 | 3-1 | 4 | 4 | 3 | 2 | 0 | 1 | 0 | 0 | 1 | 10 |
| 4 Madison Greene | 19:50 | 3-4 | 1-1 | 0-0 | 0 | 0 | 0 | 1 | 7 | 3 | 0 | 0 | 0 | 9 |
| 14 Ayana Mitchell | 02:11 | 1-1 | 0-0 | 0-0 | 0 | 0 | 2 | 0 | 2 | 0 | 1 | 0 | 0 | 3 |
| Team | | 4 | 2 | 5 | 0 | 0 | 0 | 0 | 0 | 0 | 0 | 0 | 0 | 0 |
| Totals | 34:48 | 32-64 | 11-15 | 17-19 | 36 | 15 | 10 | 10 | 60 | 20 | 15 | 7 | 1 | 118 |

| Miami (FL) - 70 | | Record: 7-1 | | | | | | | | | | | | |
|---------------------|--------------|--------------|-------------|-------------|-----------|-----------|-----------|-----------|-----------|-----------|-----------|----------|----------|------------|
| NO. Name | Min | FG | 3P | FT | Rebounds | Fouls | TP | AS | TO | ST | Blocks | + | - | |
| 21 Najalja Marshall | 15:00 | 2-5 | 0-1 | 1-1 | 1 | 3 | 4 | 2 | 1 | 5 | 0 | 0 | 0 | 16 |
| 44 Cameron Williams | 27:28 | 7-10 | 0-0 | 1-4 | 5 | 3 | 4 | 10 | 14 | 1 | 2 | 0 | 0 | 19 |
| 4 Jasmynne Roberts | 30:40 | 9-14 | 1-2 | 2-3 | 3 | 4 | 10 | 3 | 5 | 4 | 1 | 1 | 1 | 23 |
| 14 Haley Cavinder | 30:21 | 5-12 | 0-0 | 4-4 | 0 | 0 | 10 | 13 | 5 | 3 | 0 | 0 | 0 | 16 |
| 15 Hanna Cavinder | 27:43 | 3-4 | 0-0 | 0-0 | 1 | 0 | 8 | 2 | 2 | 0 | 0 | 0 | 0 | 19 |
| 17 Lamyah Hyton | 05:18 | 3-2 | 1-1 | 0-0 | 0 | 0 | 1 | 0 | 0 | 2 | 0 | 0 | 0 | 8 |
| 16 Daniela Abies | 05:09 | 0-0 | 0-0 | 0-2 | 1 | 2 | 1 | 0 | 0 | 0 | 0 | 0 | 0 | 3 |
| 9 Aiyana Adams | 17:33 | 0-1 | 0-0 | 1-2 | 5 | 0 | 0 | 0 | 1 | 2 | 1 | 0 | 0 | 15 |
| 8 Carionne Rogers | 14:05 | 1-3 | 1-2 | 0-1 | 1 | 0 | 2 | 1 | 1 | 2 | 0 | 0 | 0 | 10 |
| 42 Leah Harmon | 18:42 | 1-2 | 1-1 | 0-0 | 0 | 0 | 1 | 0 | 3 | 1 | 1 | 0 | 0 | 10 |
| Team | | 1 | 2 | 3 | 0 | 0 | 0 | 2 | 0 | 0 | 0 | 0 | 0 | 0 |
| Totals | 28:53 | 16-37 | 8-11 | 6-18 | 24 | 18 | 24 | 15 | 10 | 14 | 12 | 1 | 1 | 118 |

| Biggest lead | VAN | | MIA | | Points from Turnovers | VAN | | MIA | | Period by Period Scoring | | | | | |
|------------------|---------------------------|---------------------------|--------------------------|----|-----------------------|-----|----|-----|--|--------------------------|----|----|----|----|----|
| | 20 (4 th 1:30) | 0 (1 st 10:00) | 14 | 11 | | 27 | 14 | | | | | | | | |
| Best Scoring Run | 9 (2 nd 1:46) | | 6 (2 nd 9:07) | | Paint | 46 | | 40 | | 1st | 23 | 23 | 19 | 88 | |
| Lead Changes | 0 | | 2 | | Second Chance | 16 | | 21 | | 2nd | 23 | 23 | 19 | 88 | |
| Times Tied | 0 | | 9 | | Fast Breaks | 9 | | 3 | | 3rd | 13 | 13 | 15 | 41 | |
| Time with Lead | 38:33 | | 00:00 | | Bench | 17 | | 11 | | 4th | 13 | 18 | 24 | 15 | 70 |

INDIVIDUAL LEADERS

| | V | U |
|-----------------|-------------------------|---------------------------|
| Points | Khamil Pierre - 28 pts | Jasmynne Roberts - 19 pts |
| Rebounds | Mikayla Blakes - 26 pts | Cameron Williams - 14 pts |
| Assists | Jordyn Oliver - 9 reb | Haley Cavinder - 5 ast |
| Steals | Iyana Moore - 7 ast | Jasmyne Roberts - 4 ast |
| Blocks | Khamil Pierre - 4 stl | Jasmyne Roberts - 4 stl |
| | Iyana Moore - 2 stl | Lemayah Hyton - 2 stl |
| | Iyana Moore - 1 blk | Daniela Abies - 1 blk |

GAME 11 Vanderbilt vs. Evansville

| | 1 | 2 | 3 | 4 | TOTAL |
|-----------|----|----|----|----|------------|
| UE | 12 | 8 | 11 | 9 | 40 |
| V | 34 | 24 | 28 | 20 | 106 |

DATE Dec. 14, 2024 **SITE** Memorial Gymnasium (Nashville, Tenn.)

TIPOFF 2:00 p.m. **END** 3:55 p.m. **ELAPSED** 1:55
ATTENDANCE 2,599

PIERRE'S RECORD-SETTING EFFORT LIFTS DORES PAST EVANSVILLE

NASHVILLE, Tenn. - Sophomore Khamil Pierre set the Vanderbilt women's basketball single-game scoring record on Saturday, registering 42 points in a 106-40 win over Evansville, as the Commodores improve to 10-1 on the year.

Pierre put on one of the most memorable performances in Vanderbilt women's basketball history, as she posted 42 points, 18 rebounds, and eight steals in the win over the Purple Aces. Her 42-point performance set a new program record for most points scored in a single game, passing the previous mark of 41 points shared by Chantelle Anderson (Feb. 8, 2001) and Cjaja Harbison (Jan. 29, 2023).

Vanderbilt improves to 10-1 overall on the year, as the 66-point win over Evansville is tied for the sixth-largest margin of victory in program history. The Dores have now won 18-straight home games against nonconference foes.

The 42 points and 18 rebounds against the Purple Aces establishes career highs for Pierre in each category. Pierre's combined 60 points and rebounds are the most collected by a Vanderbilt women's basketball player in a game in program history. Her 42-point performance on Saturday also extends the 6-2 forward's career-long double-digit scoring streak to 13 games dating back to last season. Pierre also registers her eighth double-double of the season, which is tied for the sixth-most in a season since 1999-00.

The Phoenix, Arizona, native got her day started with a bang, as she scored 20 points in the first quarter. Pierre's performance in the opening frame on Saturday marked the most points scored by a Commodore in the first quarter in program history. Additionally, Pierre ties Marnelle Garraud's program record for most points scored in any quarter, which was set on Jan. 16, 2023, in the fourth quarter at Arkansas.

For Pierre, her eight steals against Evansville established a new career-high mark, while it is tied for the sixth-most steals in a game in program history.

The Commodores broke the century mark for the third time this season, as the 106 points are the most scored in a game this season. It is also the most points Vanderbilt has scored in a game since Nov. 25, 2019, in a 106-55 win at Tennessee State. The 106 points are the most points registered by the Dores at Memorial Gym since Nov. 26, 2010, when Vandy posted a 111-53 victory over Quinnipiac.

Reigning SEC Freshman of the Week, Mikayla Blakes scored 20 or more points for the seventh time this season with a 22-point performance against Evansville. The three-time SEC Freshman of the Week extended her double-digit scoring streak to 11 games to begin her Vanderbilt career. Graduate student Leliani Kapinus also posted a double-double in the win, as she pulled down a season-high 11 rebounds to go along with 10 points off the bench. It is Kapinus' second double-double of the season, while it is the 13th of her career. Senior Iyana Moore's 10-point effort pushes her double-digit scoring streak to four games. Moore's 10 points moved into 38th place on Vanderbilt's all-time scoring list with 1,025 points.

BOX SCORE

| Evansville - 40 | | Record: 3-6 | | | | | | | | | | | | |
|--------------------------|--------------|-------------|------------|--------------|-----------|-----------|-----------|-----------|----------|----------|----------|----------|----------|-----------|
| NO. Name | Min | FG | 3P | FT | Rebounds | Fouls | TP | AS | TO | ST | Blocks | + | - | |
| 4 Tamesha Dozier | 24:33 | 1-6 | 0-3 | 1-3 | 3 | 6 | 2 | 3 | 0 | 2 | 1 | 0 | 1 | 38 |
| 24 Maggie Hartwig | 27:40 | 4-13 | 0-3 | 2-2 | 3 | 10 | 2 | 3 | 8 | 0 | 4 | 0 | 0 | 41 |
| 5 Julia Palomo | 32:49 | 3-5 | 0-1 | 0-0 | 2 | 1 | 2 | 6 | 4 | 5 | 0 | 0 | 0 | 44 |
| 30 Camryn Runner | 35:38 | 3-8 | 2-5 | 3-4 | 1 | 4 | 5 | 3 | 11 | 1 | 8 | 0 | 0 | 58 |
| 11 Kaden Knutragen | 22:03 | 1-8 | 1-6 | 0-0 | 1 | 2 | 1 | 3 | 0 | 2 | 0 | 0 | 0 | 26 |
| 1 Avery Kelley | 19:38 | 0-6 | 0-2 | 0-2 | 1 | 1 | 3 | 0 | 0 | 0 | 0 | 0 | 0 | 28 |
| 25 Claudia Clement | 09:10 | 0-1 | 0-0 | 0-0 | 0 | 2 | 2 | 4 | 0 | 3 | 0 | 0 | 0 | 19 |
| 15 Elle Snyder | 05:22 | 0-1 | 0-0 | 0-0 | 1 | 0 | 1 | 0 | 0 | 0 | 1 | 0 | 0 | 10 |
| 33 Logan Luebbers-Palmer | 16:50 | 3-6 | 1-2 | 0-2 | 3 | 3 | 1 | 4 | 1 | 1 | 1 | 0 | 0 | 28 |
| 21 Anica Shivan | 10:29 | 0-1 | 0-0 | 0-0 | 0 | 0 | 0 | 2 | 0 | 0 | 1 | 0 | 0 | 16 |
| 0 Mira Hanna | 02:48 | 0-0 | 0-0 | 0-0 | 0 | 1 | 1 | 0 | 0 | 0 | 0 | 0 | 0 | 4 |
| Team | | 3 | 1 | 2 | 0 | 0 | 0 | 0 | 0 | 0 | 0 | 0 | 0 | 0 |
| Totals | 15:54 | 4-27 | 0-9 | 14-22 | 36 | 18 | 15 | 40 | 6 | 2 | 2 | 0 | 0 | 60 |

| Vanderbilt - 106 | | Record: 10-1 | | | | | | | | | | | | |
|---------------------|--------------|--------------|--------------|--------------|-----------|-----------|-----------|------------|-----------|----------|----------|----------|----------|------------|
| NO. Name | Min | FG | 3P | FT | Rebounds | Fouls | TP | AS | TO | ST | Blocks | + | - | |
| 10 Jane Nwabia | 15:30 | 1-5 | 0-3 | 0-0 | 1 | 0 | 1 | 0 | 2 | 2 | 0 | 1 | 0 | 17 |
| 12 Khamil Pierre | 37:32 | 19-28 | 0-0 | 4-6 | 9 | 9 | 18 | 4 | 7 | 42 | 1 | 8 | 1 | 81 |
| 1 Mikayla Blakes | 36:07 | 7-19 | 1-2 | 1-1 | 7 | 7 | 1 | 4 | 2 | 6 | 3 | 1 | 0 | 44 |
| 11 Jordyn Oliver | 24:38 | 3-4 | 0-0 | 2-2 | 4 | 2 | 4 | 6 | 1 | 2 | 3 | 0 | 0 | 43 |
| 23 Iyana Moore | 20:25 | 3-10 | 1-7 | 3-4 | 0 | 1 | 4 | 2 | 10 | 3 | 0 | 0 | 1 | 27 |
| 4 Madison Greene | 21:51 | 1-6 | 0-2 | 0-2 | 2 | 3 | 1 | 4 | 1 | 1 | 0 | 0 | 0 | 42 |
| 5 Leliani Kapinus | 22:19 | 5-9 | 0-1 | 0-0 | 6 | 5 | 11 | 2 | 10 | 2 | 2 | 5 | 0 | 41 |
| 14 Ayana Mitchell | 02:17 | 2-3 | 0-0 | 0-0 | 1 | 3 | 4 | 1 | 4 | 0 | 0 | 0 | 0 | 18 |
| 24 Agra Mikrut | 07:45 | 0-3 | 0-3 | 0-0 | 2 | 2 | 0 | 0 | 0 | 0 | 1 | 0 | 0 | 6 |
| 13 Justine Pissotti | 07:29 | 1-3 | 0-1 | 0-0 | 1 | 0 | 1 | 0 | 2 | 0 | 0 | 0 | 0 | 11 |
| 2 Jacka Brown | 06:19 | 1-1 | 0-0 | 0-0 | 0 | 0 | 0 | 2 | 0 | 0 | 0 | 0 | 0 | 4 |
| 30 Tanya Wilson | 02:48 | 1-3 | 0-1 | 0-0 | 1 | 1 | 0 | 2 | 0 | 0 | 0 | 0 | 0 | 21 |
| Team | | 4 | 0 | 4 | 0 | 0 | 0 | 0 | 0 | 0 | 0 | 0 | 0 | 0 |
| Totals | 44:43 | 24-52 | 16-19 | 28-28 | 55 | 15 | 18 | 106 | 13 | 2 | 2 | 0 | 0 | 106 |

| Biggest lead | ACES | | VANDY | | Points from Turnovers | ACES | | VANDY | | Period by Period Scoring | | | | |
|------------------|--------------------------|--------------------------|---------------------------|----|-----------------------|------|----|-------|--|--------------------------|----|----|----|-----|
| | 3 (1 st 8:49) | 0 (4 th 1:45) | 14 | 24 | | 14 | 40 | | | | | | | |
| Best Scoring Run | 5 (1 st 8:49) | | 12 (4 th 3:47) | | Paint | 20 | | 76 | | 1st | 12 | 11 | 9 | 40 |
| Lead Changes | 2 | | 9 | | Second Chance | 9 | | 40 | | 2nd | 14 | 9 | 11 | 40 |
| Times Tied | 0 | | 25 | | Fast Breaks | 2 | | 25 | | 3rd | 14 | 24 | 28 | 106 |
| Time with Lead | 02:02 | | 37:32 | | Bench | 9 | | 24 | | 4th | 14 | 24 | 20 | 106 |

INDIVIDUAL LEADERS

| | V | UE |
|-----------------|--------------------------|-------------------------------|
| Points | Khamil Pierre - 42 pts | Camryn Runner - 11 pts |
| Rebounds | Mikayla Blakes - 22 pts | Logan Luebbers-Palmer - 9 pts |
| Assists | Khamil Pierre - 18 reb | Maggie Hartwig - 10 reb |
| Steals | Leliani Kapinus - 11 reb | Tamesha Dozier - 6 reb |
| Blocks | M. Blakes/I. | |

GAME RECAPS

GAME 12 Vanderbilt vs. West Georgia

| | | | | | |
|--|----|----|----|----|------------|
| | 1 | 2 | 3 | 4 | TOTAL |
| | 14 | 13 | 25 | 16 | 68 |
| | 24 | 35 | 20 | 24 | 103 |

DATE Dec. 21, 2024 SITE Memorial Gymnasium (Nashville, Tenn.)

TIPOFF 11:00 a.m. END 12:43 p.m. ELAPSED 1:43
ATTENDANCE 2,634

DORES OUTRUN WOLVES

NASHVILLE, Tenn. - The Vanderbilt women's basketball team broke the 100-point plateau for the fourth time this season as the Commodores collected a 103-68 win over West Georgia on Saturday afternoon at Memorial Gymnasium.

The Commodores got a 20-plus point performance from freshman Mikayla Blakes and sophomore Khamil Pierre for the sixth time this season. Blakes registered a game-high 24 points to extend her double-digit scoring streak to 13 games to begin her Vanderbilt career. Meanwhile, Pierre registered her fourth-straight double-double, 10th overall this season. The 6-2 forward has collected a double-double in six of her last seven games, as her 10 double-doubles overall are the fifth-most collected by a Commodore in a single season in program history. Blakes and Pierre are the only pair of teammates in NCAA Division I, both on the men's side and women's side, to average over 20.0 points per game this season.

With the victory, Vanderbilt improves to 12-1 on the year, while West Georgia falls to 5-5. The Dores have now won 19-straight home games against nonconference teams dating back to the 2022-23 campaign. The Commodores led from start to finish against the Wolves, as Vandy collected its ninth-straight victory over at Memorial Gymnasium. Additionally, it is Vanderbilt's sixth victory of 35 or more points during the 2024-25 campaign.

Senior Iyana Moore registered 16 points to extend her double-digit scoring streak to six games. Moore's performance against West Georgia moved her to No. 34 on Vanderbilt's all-time scoring list, as she now has 1,055 career points, one point away from moving into 33rd on the list. Graduate student Leilani Kapinus rounded out a quartet of double-digit scorers for the Commodores, scoring 10 points off the bench.

The Dores shot 48.8 percent from the field while limiting West Georgia to a 36.8 percent clip in field goal percentage. Vanderbilt forced 26 turnovers and collected 17 steals in the win, as the Commodores outscored UWG, 37-16, in points off turnovers. Vandy has now collected 16 or more steals in each of its last three contests.

BOX SCORE

| NO. | Name | Min | FG | 3P | FT | Rebounds | | Fouls | | TP | AS | TO | ST | Blocks | +/- | Shooting By Period | |
|--------|------------------|-------|-------|------|-------|----------|----|-------|----|----|----|----|----|--------|-----|--------------------|-----|
| | | | | | | OR | DR | OR | DR | | | | | | | PP | FP |
| 12 | Destiny Jones | 28:19 | 2-6 | 0-0 | 0-2 | 5 | 4 | 9 | 2 | 2 | 4 | 0 | 4 | 1 | 2 | 3 | 37% |
| 14 | Amanda Blake | 23:09 | 5-8 | 0-0 | 0-2 | 0 | 1 | 1 | 1 | 1 | 10 | 1 | 2 | 0 | 0 | 38% | |
| 2 | Zuriyah Davis | 24:51 | 3-14 | 2-8 | 0-0 | 1 | 1 | 1 | 1 | 1 | 8 | 1 | 3 | 1 | 0 | 29% | |
| 3 | Mikayla Anderson | 19:42 | 2-7 | 2-3 | 2-2 | 1 | 3 | 4 | 2 | 3 | 8 | 4 | 6 | 0 | 3 | 32% | |
| 5 | Grace O'Gara | 24:44 | 3-9 | 0-0 | 2 | 1 | 3 | 1 | 0 | 9 | 5 | 2 | 1 | 1 | 1 | 32% | |
| 32 | K'Nair Holliday | 25:48 | 1-3 | 0-1 | 0-0 | 0 | 6 | 6 | 4 | 0 | 2 | 2 | 3 | 0 | 0 | 33% | |
| 1 | Sydne Tolbert | 29:02 | 6-14 | 1-4 | 2-2 | 3 | 0 | 3 | 2 | 1 | 15 | 3 | 4 | 1 | 0 | 32% | |
| 13 | Brecca Ledford | 18:14 | 3-6 | 2-4 | 2-2 | 0 | 1 | 1 | 1 | 10 | 2 | 0 | 1 | 0 | 0 | 39% | |
| 15 | Riley Black | 04:09 | 0-1 | 0-1 | 2-2 | 0 | 2 | 2 | 0 | 1 | 2 | 0 | 0 | 0 | 0 | 11% | |
| 21 | Hannah Hicks | 01:26 | 0-0 | 0-0 | 0-0 | 0 | 0 | 0 | 0 | 0 | 1 | 0 | 0 | 0 | 0 | 0% | |
| 10 | Caiti Throsser | 01:18 | 0-0 | 0-0 | 0-0 | 0 | 0 | 0 | 0 | 0 | 0 | 0 | 0 | 0 | 0 | 0% | |
| 11 | Gal-la Fort | 01:18 | 0-0 | 0-0 | 0-0 | 0 | 0 | 0 | 0 | 0 | 0 | 0 | 0 | 0 | 0 | 0% | |
| Team | | | 4 | 1 | 5 | 0 | 0 | 0 | 0 | 0 | 0 | 0 | 0 | 0 | 0 | 0 | 0% |
| Totals | | 25-68 | 10-29 | 9-12 | 18-23 | 41 | 14 | 10 | 10 | 19 | 28 | 18 | 3 | 3 | 35 | | |

Vanderbilt - 103

| NO. | Name | Min | FG | 3P | FT | Rebounds | | Fouls | | TP | AS | TO | ST | Blocks | +/- | Shooting By Period | |
|--------|-----------------|-------|-------|-------|-------|----------|----|-------|----|----|-----|----|----|--------|-----|--------------------|----|
| | | | | | | OR | DR | OR | DR | | | | | | | PP | FP |
| 10 | Jane Newaba | 15:03 | 2-2 | 1-1 | 0-0 | 1 | 2 | 1 | 1 | 1 | 5 | 1 | 1 | 0 | 0 | 21% | |
| 12 | Khamil Pierre | 22:43 | 10-15 | 0-0 | 3-4 | 4 | 6 | 10 | 4 | 4 | 23 | 3 | 1 | 1 | 0 | 28% | |
| 1 | Mikayla Blakes | 27:09 | 12-20 | 0-0 | 2 | 4 | 0 | 4 | 0 | 24 | 6 | 2 | 3 | 0 | 1 | 23% | |
| 11 | Jordyn Oliver | 01:27 | 0-0 | 0-0 | 1 | 1 | 2 | 0 | 0 | 2 | 4 | 3 | 0 | 0 | 0 | 0% | |
| 23 | Iyana Moore | 21:29 | 5-16 | 3-9 | 3-4 | 1 | 1 | 2 | 0 | 16 | 0 | 1 | 0 | 0 | 0 | 26% | |
| 4 | Madison Greene | 11:26 | 0-0 | 0-1 | 2-2 | 1 | 3 | 1 | 0 | 1 | 1 | 0 | 1 | 0 | 0 | 13% | |
| 14 | Aiyana Mitchell | 16:07 | 2-4 | 0-0 | 4-4 | 3 | 2 | 5 | 0 | 2 | 8 | 2 | 0 | 0 | 0 | 7% | |
| 5 | Leilani Kapinus | 22:40 | 4-7 | 1-3 | 1-1 | 0 | 1 | 1 | 3 | 1 | 10 | 4 | 2 | 1 | 0 | 11% | |
| 24 | Agia Makurat | 16:42 | 0-4 | 0-4 | 0-0 | 3 | 2 | 5 | 0 | 0 | 2 | 1 | 0 | 1 | 0 | 1% | |
| 13 | Justine Piscott | 11:13 | 1-2 | 1-1 | 0-2 | 1 | 4 | 5 | 1 | 1 | 3 | 1 | 0 | 0 | 0 | 4% | |
| 2 | Jada Brown | 10:00 | 2-3 | 1-2 | 1-2 | 0 | 2 | 1 | 1 | 6 | 0 | 0 | 0 | 0 | 0 | 0% | |
| 30 | Trinity Wilson | 05:43 | 0-0 | 0-0 | 0-2 | 2 | 0 | 0 | 0 | 0 | 1 | 0 | 1 | 0 | 0 | 0% | |
| Team | | | 6 | 2 | 8 | 0 | 0 | 0 | 0 | 0 | 0 | 0 | 0 | 0 | 0 | 0% | |
| Totals | | 41-84 | 7-27 | 14-19 | 24-27 | 51 | 11 | 13 | 10 | 23 | 137 | 9 | 3 | 35 | | | |

| Biggest lead | Wolves | | Vandy | | Points from Turnovers | Period | Fast Break | Second Chance | Wolves | Vandy |
|------------------|------------------|------------------|------------------|------------------|-----------------------|--------|------------|---------------|--------|-------|
| | 11 th | 10 th | 12 th | 4 th | | | | | | |
| Best Scoring Run | 8 th | 12 th | 15 th | 21 st | 13 | 27 | 16 | 29 | 16 | 29 |
| Lead Changes | 0 | 22 | 22 | 21 | 13 | 29 | 16 | 29 | 16 | 29 |
| Times Tied | 0 | 1 | 1 | 1 | 13 | 29 | 16 | 29 | 16 | 29 |
| Time with Lead | 00:00 | 39:30 | Bench | 29 | 35 | | | | 24 | 35 |

INDIVIDUAL LEADERS

| Points | Mikayla Blakes - 24 pts | | Sydne Tolbert - 15 pts | |
|----------|----------------------------|--|------------------------------|--|
| | Khamil Pierre - 23 pts | | A. Blake/B. Ledford - 10 pts | |
| Rebounds | Khamil Pierre - 10 reb | | Destiny Jones - 9 reb | |
| | Three Tied w/ 5 reb | | Amanda Blake - 9 reb | |
| Assists | Mikayla Blakes - 6 ast | | Grace O'Gara - 5 ast | |
| | Leilani Kapinus - 4 ast | | Mykah Anderson - 4 ast | |
| Steals | Jordyn Oliver - 4 stl | | Mykah Anderson - 3 stl | |
| | M.Blakes/K. Pierre - 3 stl | | Four Tied w/ 1 stl | |
| Blocks | Jordyn Oliver - 3 blk | | Destiny Jones - 2 blk | |
| | Aiyana Mitchell - 2 blk | | Grace O'Gara - 1 blk | |

GAME 13 Vanderbilt vs. Alabama A&M

| | | | | | |
|--|----|----|----|----|-----------|
| | 1 | 2 | 3 | 4 | TOTAL |
| | 16 | 11 | 19 | 18 | 64 |
| | 24 | 21 | 22 | 26 | 93 |

DATE Dec. 29, 2024 SITE Memorial Gymnasium (Nashville, Tenn.)

TIPOFF 11:00 a.m. END 12:53 p.m. ELAPSED 1:53
ATTENDANCE 3,061

DORES TAME BULLDOGS

NASHVILLE, Tenn. - The Commodores closed the 2024 calendar year with a resounding 93-64 victory over Alabama A&M at Memorial Gymnasium to end the nonconference portion of the 2024-25 season.

The win over the Bulldogs marked Vanderbilt's 20-straight home victory over a nonconference opponent, a streak that started during the 2022-23 season. The Commodores are now 33-3 against non-SEC teams at Memorial Gymnasium under head coach Shea Ralph.

The Commodores ended the nonconference portion of its schedule at 13-1 for the second-straight season. Vanderbilt heads into SEC play with a program record 13 wins for the second time in as many years. Additionally, the Dores have opened back-to-back campaigns at 13-1 or better for the first time in program history, as the 2023-24 team also opened at 16-1.

Sophomore Khamil Pierre extended her double-digit scoring streak to 16 games with a 29-point effort against the Bulldogs. Pierre's streak is the longest for a Commodore since 2013-14, when Christina Foggie registered double-digit points in 19-straight games. Pierre's 16-straight games with 10 or more points are tied for the seventh-longest double-digit scoring streak by a Dore since 1999-00. It is also Pierre's ninth game with 20-plus points this season.

Senior Iyana Moore extended her season-long double-digit scoring streak to seven games with a 16-point effort. Moore added a season-best seven assists to her stat line vs. Alabama A&M. She was one of two Commodores to collect seven or more assists on Sunday, as graduate student Jordyn Oliver dished out a season-high eight assists.

Sophomore Madison Greene registered 12 points in a reserve role. It is Greene's sixth game with 10 or more points off the bench this season, while it is her seventh double-digit scoring performance overall this year. Greene also added a career-high six rebounds in Sunday's victory.

The Commodores shot 56.3 percent from the field against Alabama A&M. It is the sixth time this season that the Dores have posted a field goal percentage higher than 50 percent. Vanderbilt collected 13 steals, marking the fourth-straight game Vandy has posted 10 or more steals.

BOX SCORE

| NO. | Name | Min | FG | 3P | FT | Rebounds | | Fouls | | TP | AS | TO | ST | Blocks | +/- | Shooting By Period | |
|--------|----------------------|-------|------|------|------|----------|----|-------|----|----|----|----|----|--------|-----|--------------------|----|
| | | | | | | OR | DR | OR | DR | | | | | | | PP | FP |
| 3 | Alisa Wilson | 22:19 | 5-10 | 0-0 | 3-4 | 5 | 10 | 4 | 2 | 13 | 1 | 2 | 1 | 1 | 1 | 15% | |
| 0 | Darin Burgin | 04:46 | 1-2 | 0-0 | 0-0 | 0 | 0 | 0 | 0 | 2 | 1 | 1 | 0 | 0 | 0 | 0% | |
| 2 | Jayah Harris-Smith | 34:23 | 2-4 | 0-0 | 0-2 | 0 | 3 | 3 | 1 | 3 | 4 | 7 | 3 | 2 | 0 | 1-30 | |
| 4 | Kourtney Ritterberry | 23:46 | 7-14 | 1-1 | 0-0 | 3 | 3 | 2 | 0 | 15 | 0 | 2 | 0 | 0 | 0 | 16% | |
| 24 | Laylyn Fenderson | 32:46 | 5-12 | 0-1 | 2-3 | 0 | 1 | 2 | 3 | 15 | 1 | 0 | 0 | 0 | 0 | 26% | |
| 12 | Tia Harvey | 13:56 | 1-2 | 1-1 | 0-0 | 0 | 1 | 1 | 0 | 3 | 0 | 1 | 1 | 0 | 0 | 9% | |
| 1 | Malyin Wilkerson | 25:49 | 4-14 | 3-12 | 0-0 | 1 | 1 | 0 | 0 | 11 | 3 | 2 | 1 | 0 | 0 | 19% | |
| 21 | Lacambra Shakespeare | 04:49 | 0-0 | 0-0 | 0-0 | 0 | 0 | 0 | 0 | 0 | 1 | 0 | 0 | 0 | 0 | 0% | |
| 11 | Aryna Palmer | 17:25 | 1-3 | 0-0 | 0-0 | 1 | 5 | 6 | 1 | 1 | 2 | 1 | 2 | 0 | 0 | 14% | |
| 8 | Nyia Alibi | 05:37 | 0-0 | 0-0 | 0-0 | 0 | 0 | 0 | 0 | 0 | 0 | 0 | 0 | 0 | 0 | 0% | |
| 22 | Sheloni Sanders | 04:22 | 1-3 | 0-1 | 0-0 | 0 | 1 | 1 | 0 | 0 | 0 | 0 | 0 | 0 | 0 | 5% | |
| Team | | | 0 | 3 | 3 | 0 | 0 | 0 | 0 | 1 | 0 | 0 | 0 | 0 | 0 | 0% | |
| Totals | | 27-62 | 5-16 | 5-9 | 8-21 | 30 | 14 | 9 | 14 | 9 | 13 | 13 | 8 | 2 | 2 | 23% | |

Vanderbilt - 93

| NO. | Name | Min | FG | 3P | FT | Rebounds | | Fouls | | TP | AS | TO | ST | Blocks | +/- | Shooting By Period | |
|-----|-----------------|-------|-------|-----|-----|----------|----|-------|----|----|----|----|----|--------|-----|--------------------|----|
| | | | | | | OR | DR | OR | DR | | | | | | | PP | FP |
| 10 | Jane Newaba | 18:31 | 3-4 | 0-1 | 3-3 | 1 | 2 | 3 | 2 | 3 | 7 | 2 | 1 | 0 | 1 | 14% | |
| 12 | Khamil Pierre | 39:22 | 13-19 | 0-0 | 5-7 | 2 | 4 | 28 | 4 | 11 | 11 | 4 | 1 | 0 | 0 | 24% | |
| 1 | Mikayla Blakes | 37:01 | 2-9 | 0-5 | 1-3 | 1 | 2 | 3 | 0 | 3 | 5 | 1 | 3 | 1 | 0 | 4% | |
| 11 | Jordyn Oliver | 01:39 | 2-5 | 0-0 | 0-0 | 1 | 6 | 7 | 2 | 0 | 4 | 1 | 3 | 0 | 0 | 20% | |
| 23 | Iyana Moore | 33:44 | 7-17 | 2-7 | 0-0 | 2 | 4 | 1 | 3 | 16 | 7 | 2 | 1 | 0 | 0 | 26% | |
| 4 | Madison Greene | 24:12 | 5-7 | 1-3 | 1-2 | 1 | 5 | 6 | 0 | 1 | 12 | 2 | 3 | 1 | 0 | 18% | |
| 14 | Aiyana Mitchell | 10:24 | 3-4 | 0-0 | 0-1 | 0 | 4 | 4 | 1 | 1 | 5 | 0 | 2 | 0 | 0 | 8% | |
| 5 | Leilani Kapinus | 18:30 | 1-1 | 0-0 | 0-0 | 1 | 1 | 2 | 0 | 3 | 2 | 0 | 0 | 0 | 0 | 18% | |
| 24 | Agia Makurat | 07:14 | 3-4 | 2-3 | 0-0 | 0 | 0 | 0 | 0 | 0 | 8 | 0 | 0 | 0 | 0 | 1% | |
| 2 | Jada Brown | 04:01 | 0-0 | 0-0 | 0-0 | 0 | 1 | 1 | 0 | 0 | 2 | 2 | 0 | 0 | 0 | 2% | |
| 13 | Justine Piscott | 04:01 | 1-1 | 0-0 | 0-0 | 0 | 0 | 0 | 0 | 0 | 2 | 0 | 0 | 0 | 0 | 2% | |
| 30 | Trinity Wilson | 01:51 | 0-0 | 0-0 | 0-0 | 0 | 0 | 0</ | | | | | | | | | |